



# ***GAME RELEASE***



**vs.**



**WEEK 16 | SUN. DEC. 21 | 10:00 AM PT**

# GAME RELEASE

213.719.6600 | Chargers.com | @Chargers

Josh.Rupprecht@Chargers.NFL.com | Jennifer.Rojas@Chargers.NFL.com  
Lauren.Georgeson@Chargers.NFL.com | Brock.Anderson@Chargers.NFL.com  
Leonie.Strehl@Chargers.NFL.com | Ricky.Martinez@Chargers.NFL.com



## BOLTS HEAD TO LONE STAR STATE FOR WEEK 16

The Los Angeles Chargers fly to Dallas to play the Cowboys in Week 16 for the final non-conference game of the 2025 regular season. Kickoff between the teams from AT&T Stadium is at 10:00 a.m. PT on Sun., Dec. 21. Adam Amin, Drew Brees and Kristina Pink have the call on FOX, while Matt “Money” Smith, Daniel Jeremiah and Shannon Farren will broadcast on the Chargers Radio Network airwaves on KFI AM-640 as well as on SiriusXM 211 or 384 and on the SiriusXM app. Adrian Garcia-Marquez and Francisco Pinto will present the game in Spanish on Que Buena Los Angeles.

Los Angeles heads to Dallas to play the Cowboys for the first time in the regular season since 2017. The Bolts have won four of the last seven games against Dallas, including a 22-point victory in Dallas on Thanksgiving in 2017.

Winners in six of the last seven contests, Los Angeles won its fifth divisional matchup in Week 15 over Kansas City. The defense recorded five sacks in the game — two from outside linebacker **Tuli Tuipulotu**, two from outside linebacker **Odafe Oweh** and one from outside linebacker **Khalil Mack**, giving Tuipulotu a career-high and team-best 12.0 sacks on the year. On offense, quarterback **Justin Herbert** eclipsed 3,000 passing yards on the year and now has the second-most passing yards through the first six seasons of a career in NFL history. He connected with wide receiver **KeAndre Lambert-Smith** for the rookie receiver’s first career touchdown. Meanwhile, kicker **Cameron Dicker** continued his excellent season, making all three field goal attempts and an extra point to reach 34 made field goals on the season.

Dallas is led on offense by quarterback Dak Prescott, who leads the NFL this season in completions (357) and passing yards (3,931). He has connected with wide receiver George Pickens 81 times for 1,212 yards and eight touchdowns. Meanwhile, running back Javonte Williams has made an impact in his first year with Dallas, running for 1,113 yards and 10 touchdowns. Kicker Brandon Aubrey continues to excel early in his career, making 31-of-35 field goals and 40 extra points.

The Chargers close out the regular-season home slate in Week 17 against the Houston Texans. Kickoff from SoFi Stadium on Sat., Dec. 27 is at 1:30 p.m. PT.

## BY THE NUMBERS

- 7.0** Since being acquired via trade in Week 6, OLB Odafe Oweh has registered 7.0 sacks. According to the Elias Sports Bureau, it’s the most sacks by any player who played in a game with another team since sacks became an official statistic in 1982.
- 5** This season, the Chargers have had contributions from all over the defense, headlined by a league-best five different players to register multiple interceptions.

## ON THE CALL

**TELEVISION: FOX**  
**Play-by-play:** Adam Amin  
**Analyst:** Drew Brees  
**Sideline:** Kristina Pink

**CHARGERS RADIO: KFI AM-640**  
**Play-by-play:** Matt “Money” Smith  
**Analyst:** Daniel Jeremiah  
**Sideline:** Shannon Farren

**SPANISH RADIO: QUE BUENA LOS ANGELES (FM-105.5/94.3)**  
**Play-by-play:** Adrian Garcia-Marquez  
**Analyst:** Francisco Pinto

**CHARGERS MOBILE APP:** Official team news, full game stats and live press conferences are available on the Chargers mobile app. For more details, visit [Chargers.com/app](https://Chargers.com/app).

## 2025 CHARGERS SCHEDULE

### PRESEASON (2-2)

Wk	Date	Opponent	TV	Result
HOF	Thurs., July 31	Detroit	NBC	W, 34-7
1	Sun., Aug. 10	NEW ORLEANS	CBS LA	W, 27-13
2	Sat., Aug. 16	at L.A. Rams	CBS LA	L, 23-22
3	Sat., Aug. 23	at San Francisco	CBS LA	L, 30-23

### REGULAR SEASON (10-4)

Wk	Date	Opponent	TV	Time*/Res.
1	Fri., Sept. 5	KANSAS CITY*	YOUTUBE	W, 27-21
2	Mon., Sept. 15	at Las Vegas	ESPN	W, 20-9
3	Sun., Sept. 21	DENVER	CBS	W, 23-20
4	Sun., Sept. 28	at N.Y. Giants	CBS	L, 21-18
5	Sun., Oct. 5	WASHINGTON	FOX	L, 27-10
6	Sun., Oct. 12	at Miami	CBS	W, 29-27
7	Sun., Oct. 19	INDIANAPOLIS	CBS	L, 38-24
8	Thurs., Oct. 23	MINNESOTA	PRIME	W, 37-10
9	Sun., Nov. 2	at Tennessee	CBS	W, 27-20
10	Sun., Nov. 9	PITTSBURGH	NBC	W, 25-10
11	Sun., Nov. 16	at Jacksonville	CBS	L, 35-6
12	—	BYE	—	—
13	Sun., Nov. 30	LAS VEGAS	CBS	W, 31-14
14	Mon., Dec. 8	PHILADELPHIA	ESPN/ABC	W, 22-19 (OT)
15	Sun., Dec. 14	at Kansas City	CBS	W, 16-13
16	Sun., Dec. 21	at Dallas	FOX	10:00 a.m.
17	Sat., Dec. 27	HOUSTON	NFLN	1:30 p.m.
18	TBD	at Denver	TBD	TBD

\*All Times Pacific

\*Game played at Corinthians Arena in São Paulo, Brazil

HOME GAMES IN CAPS

## 2025 AFC WEST STANDINGS

Team	W	L	T	Pct.	PF	PA
Denver	12	2	0	.857	342	261
<b>L.A. Chargers</b>	<b>10</b>	<b>4</b>	<b>0</b>	<b>.714</b>	<b>315</b>	<b>284</b>
Kansas City	6	8	0	.429	328	268
Las Vegas	2	12	0	.143	196	363

## RELEASE INDEX

Content	Page	Content	Page
The 2025 Schedule . . . . .	2	Derwin James Jr. Notes . . .	30
Cowboys Series History . . .	3	Khalil Mack Notes . . . . .	32
The Matchup . . . . .	4	Daiyan Henley Notes . . . .	35
Connections . . . . .	6	Tuli Tuipulotu Notes . . . .	37
Joe Hortiz Notes . . . . .	7	Cameron Dicker Notes . . .	39
Jim Harbaugh Notes . . . .	8	Other Player Notes . . . . .	42
Assistant Coaches . . . . .	9	Career Stats vs. Cowboys . .	44
Team Notes . . . . .	10	2025 Stats . . . . .	48
Justin Herbert Notes . . . .	14	2025 Game Summaries . . .	50
Ladd McConkey Notes . . .	25	Rosters & Transactions . . .	57
Keenan Allen Notes . . . .	27	Media Information . . . . .	66



# BREAKING DOWN THE 2025 SCHEDULE

SERIES BREAKDOWN	2025 RECORD	NOTES
 <b>ALL-TIME:</b> 59-71-1 <b>HOME:</b> 32-32-1 <b>AWAY:</b> 27-39-0 <b>LAST:</b> W, 16-13 — 2025 at Chiefs	<b>OVERALL:</b> 6-8-0 <b>HOME:</b> 5-3-0 <b>AWAY:</b> 1-5-0 <b>STANDING:</b> 3rd AFC West	The Chargers have an all-time regular-season home record against the Chiefs of 31-32-1, with the last six matchups being decided by one score. Nine of the past 15 road games in the series have been decided by seven or fewer points.
 <b>ALL-TIME:</b> 62-68-2 <b>HOME:</b> 32-33-1 <b>AWAY:</b> 30-35-1 <b>LAST:</b> W, 31-14 — 2025 vs. Raiders	<b>OVERALL:</b> 2-12-0 <b>HOME:</b> 1-6-0 <b>AWAY:</b> 1-6-0 <b>STANDING:</b> 4th AFC West	Los Angeles has won 13 of the past 21 games against the Raiders on the road, including the 2024 season finale, 34-20. The Chargers have won 16 of the past 22 home contests against the Raiders, scoring 20-plus points in all but five of those matchups.
 <b>ALL-TIME:</b> 58-72-1 <b>HOME:</b> 39-27-0 <b>AWAY:</b> 19-45-1 <b>LAST:</b> W, 23-20 — 2025 vs. Broncos	<b>OVERALL:</b> 12-2-0 <b>HOME:</b> 7-0-0 <b>AWAY:</b> 5-2-0 <b>STANDING:</b> 1st AFC West	The Bolts hold a 38-27 regular-season home record against the Broncos. Last season, the Chargers defeated the Broncos, 34-27, on <i>Thursday Night Football</i> . Los Angeles looks to win in Denver for the second-straight season, having defeated the Broncos, 23-16, last year.
 <b>ALL-TIME:</b> 8-6-0 <b>HOME:</b> 4-2-0 <b>AWAY:</b> 4-4-0 <b>LAST:</b> L, 21-18 — 2025 at Giants	<b>OVERALL:</b> 2-12-0 <b>HOME:</b> 2-4-0 <b>AWAY:</b> 0-8-0 <b>STANDING:</b> 4th NFC East	The September matchup with the Giants marks the 14th in history and the eighth in the Big Apple, with the Bolts sporting an 8-5 all-time advantage. The Chargers have won five straight in the series, winning by an average of 13 points in those games.
 <b>ALL-TIME:</b> 5-8-0 <b>HOME:</b> 3-3-0 <b>AWAY:</b> 2-5-0 <b>LAST:</b> L, 27-10 — 2025 vs. Commanders	<b>OVERALL:</b> 4-10-0 <b>HOME:</b> 2-4-0 <b>AWAY:</b> 2-6-0 <b>STANDING:</b> 3rd NFC East	Winners in five of the last six matchups in the series with Washington, the Chargers host the Commanders for the first time since 2017. Every game in the series since 1980 has seen the Bolts top 20 points scored, including the four-point road victory in the 2021 season opener.
 <b>ALL-TIME:</b> 16-18-0 <b>HOME:</b> 11-9-0 <b>AWAY:</b> 5-9-0 <b>LAST:</b> W, 29-27 — 2025 at Dolphins	<b>OVERALL:</b> 6-8-0 <b>HOME:</b> 4-3-0 <b>AWAY:</b> 2-5-0 <b>STANDING:</b> 3rd AFC East	The Chargers head to Miami for the first time since 2020, with the Dolphins holding an 18-15 mark all-time between the teams. Los Angeles topped Miami at home on <i>Sunday Night Football</i> in 2022, holding the Dolphins to 219 total net yards, the fewest allowed in the series by a Chargers defense in over 50 years.
 <b>ALL-TIME:</b> 18-11-0 <b>HOME:</b> 6-7-0 <b>AWAY:</b> 12-4-0 <b>LAST:</b> L, 38-24 — 2025 vs. Colts	<b>OVERALL:</b> 8-6-0 <b>HOME:</b> 6-1-0 <b>AWAY:</b> 2-5-0 <b>STANDING:</b> 3rd AFC South	In Week 7, Los Angeles hosts the Indianapolis Colts for the first time since 2019. The Chargers have an all-time record of 20-11 against the Colts, including the postseason. The Bolts have won six of the last eight matchups, including three of the last four at home.
 <b>ALL-TIME:</b> 8-8-0 <b>HOME:</b> 4-3-0 <b>AWAY:</b> 4-5-0 <b>LAST:</b> W, 37-10 — 2025 vs. Vikings	<b>OVERALL:</b> 6-8-0 <b>HOME:</b> 2-4-0 <b>AWAY:</b> 4-4-0 <b>STANDING:</b> 4th NFC North	The Chargers face the Vikings in for the 16th meeting all-time, with the winning team scoring at least 24 points in all but two of the previous 15 matchups. Los Angeles won the 2023 bout in Minnesota, 28-24, with Justin Herbert setting the all-time NFL record for single-game completion percentage with at least 45 attempts (85.1 pct.).
 <b>ALL-TIME:</b> 30-16-1 <b>HOME:</b> 20-3-1 <b>AWAY:</b> 10-13-0 <b>LAST:</b> W, 27-20 — 2025 at Titans	<b>OVERALL:</b> 2-12-0 <b>HOME:</b> 0-7-0 <b>AWAY:</b> 2-5-0 <b>STANDING:</b> 4th AFC South	The Chargers are 29-16-1 (0.644) against the former AFL West rival. Los Angeles has won 12 of the past 15 games overall, with each of the last three road games being separated by just three points. The Bolts beat the Titans in 2024 after posting seven sacks on the day.
 <b>ALL-TIME:</b> 10-24-0 <b>HOME:</b> 8-9-0 <b>AWAY:</b> 2-15-0 <b>LAST:</b> W, 25-10 — 2025 vs. Steelers	<b>OVERALL:</b> 8-6-0 <b>HOME:</b> 5-3-0 <b>AWAY:</b> 3-3-0 <b>STANDING:</b> 1st AFC North	The Chargers play Pittsburgh for the 34th matchup in history, boasting a 4-2 record on <i>Sunday Night Football</i> in the series. Four of the last five games have been decided by seven or fewer points, including the 2021 <i>Sunday Night Football</i> come-from-behind victory at home.
 <b>ALL-TIME:</b> 9-5-0 <b>HOME:</b> 5-1-0 <b>AWAY:</b> 4-4-0 <b>LAST:</b> L, 35-6 — 2025 at Jaguars	<b>OVERALL:</b> 10-4-0 <b>HOME:</b> 6-2-0 <b>AWAY:</b> 4-2-0 <b>STANDING:</b> 1st AFC South	The Week 11 matchup marks the 14th regular-season meeting between the teams. The Bolts have won nine of the 13 previous matchups, including four of the last five road games. Los Angeles won the 2019 matchup in Jacksonville, 45-10, by recording 27 first downs and totaling 525 total net yards.
 <b>ALL-TIME:</b> 9-5-0 <b>HOME:</b> 6-2-0 <b>AWAY:</b> 3-3-0 <b>LAST:</b> W, 22-19 (OT) — 2025 vs. Eagles	<b>OVERALL:</b> 9-5-0 <b>HOME:</b> 5-2-0 <b>AWAY:</b> 4-3-0 <b>STANDING:</b> 1st NFC East	With an all-time record of 8-5 (.615) against the Eagles, the Chargers host Philadelphia having won three of the last four contests in the series. The Chargers hold a 7-1 mark all-time against the Eagles when scoring at least 20 points.
 <b>ALL-TIME:</b> 5-8-0 <b>HOME:</b> 2-6-0 <b>AWAY:</b> 3-2-0 <b>LAST:</b> L, 20-17 — 2023 vs. Cowboys	<b>OVERALL:</b> 6-7-1 <b>HOME:</b> 4-2-1 <b>AWAY:</b> 2-5-0 <b>STANDING:</b> 2nd NFC East	Los Angeles head to Dallas to play the Cowboys for the first time in the regular season since 2017. The Bolts have won four of the last seven games against Dallas, including a 22-point victory in Dallas on Thanksgiving in 2017.
 <b>ALL-TIME:</b> 6-3-0 <b>HOME:</b> 2-2-0 <b>AWAY:</b> 4-1-0 <b>LAST:</b> W, 34-24 — 2022 at Texans	<b>OVERALL:</b> 9-5-0 <b>HOME:</b> 5-2-0 <b>AWAY:</b> 4-3-0 <b>STANDING:</b> 2nd AFC South	The Chargers host the Texans for the first time since 2019 sporting a 6-3 record all-time in the regular season against Houston. The Bolts have eclipsed 20 points in each of those regular-season contests against the Texans.

# CHARGERS-COWBOYS SERIES HISTORY

## SERIES BREAKDOWN

<b>All-Time Series Record</b> .....	5-8 (.385)
<b>Regular Season Series Record</b> .....	5-8 (.385)
<b>Chargers All-Time at Cowboys</b> .....	3-2 (.600)
<b>Current Streak</b> .....	L, Two (2) games
<b>Last Meeting</b> .....	Oct. 16, 2023 — L, 20-17
<b>Longest Chargers Win Streak</b> ....	Three (3) games (2009-2021)
<b>Longest Cowboys Win Streak</b> .....	Three (3) games (1986-95)
<b>Head Coach Jim Harbaugh vs. Cowboys</b> .....	1-1 (.500)
<b>Harbaugh All-Time vs. Cowboys*</b> .....	3-2 (.600)
<b>Most Career GP vs. Cowboys</b> .....	LS Josh Harris (7)
*(Including years as a player)	

## TEAM SUPERLATIVES AGAINST COWBOYS

<b>Most Points Scored</b> .....	32 — Sept. 23, 2001 at Dal.
<b>Fewest Points Allowed</b> .....	6 — Nov. 23, 2017 at Dal.
<b>Average Points Scored</b> .....	22.7
<b>Average Points Allowed</b> .....	22.0
<b>Most Points (Combined)</b> .....	73 — Oct. 26, 1980 at Dal.
<b>Fewest Points (Combined)</b> .....	31 — Sept. 9, 1990 at Dal.
<b>Largest Margin of Victory</b> .....	22 — Nov. 23, 2017 at Dal.
<b>Most Total Net Yards</b> .....	515 — Nov. 23, 2017 at Dal.
<b>Fewest Total Net Yards Allowed</b> ....	247 — Nov. 23, 2017 at Dal.
<b>Most First Downs</b> .....	27 — Sept. 29, 2013 vs. Dal.
<b>Fewest First Downs Allowed</b> .....	14 — Nov. 23, 2017 at Dal.
<b>Most Net Passing Yards</b> .....	434 — Nov. 23, 2017 at Dal.
<b>Fewest Net Passing Yards Allowed</b> ..	153 — Nov. 16, 1986 vs. Dal.
<b>Most Rushing Yards</b> .....	159 — Oct. 15, 1995 vs. Dal.
<b>Fewest Rushing Yards Allowed</b> .....	79 — Nov. 23, 2017 at Dal.
<b>Most Takeaways</b> .....	5 — Sept. 23, 2001 at Dal.
<b>Fewest Giveaways</b> .....	0 — Nov. 23, 2017 at Dallas

## ALL-TIME GAMES AGAINST COWBOYS

<b>Date</b>	<b>Opponent</b>	<b>Result</b>	<b>Venue</b>
Nov. 5, 1972.....	vs. Dallas.....	L, 34-28.....	San Diego Stadium
Oct. 26, 1980 ...	at Dallas.....	L, 42-31.....	Texas Stadium
Nov. 13, 1983....	vs. Dallas.....	W, 24-23....	Jack Murphy Stadium
Nov. 16, 1986....	vs. Dallas.....	L, 24-21....	Jack Murphy Stadium
Sept. 9, 1990....	at Dallas.....	L, 17-14.....	Texas Stadium
Oct. 15, 1995....	vs. Dallas.....	L, 23-9.....	Jack Murphy Stadium
Sept. 23, 2001 ..	at Dallas.....	W, 32-21.....	Texas Stadium
Sept. 11, 2005 ...	vs. Dallas.....	L, 28-24.....	Qualcomm Stadium
Dec. 13, 2009 ...	at Dallas.....	W, 20-17.....	Cowboys Stadium
Sept. 29, 2013...	vs. Dallas.....	W, 30-21.....	Qualcomm Stadium
Nov. 23, 2017 ...	at Dallas.....	W, 28-6.....	AT&T Stadium
Sept. 19, 2021 ...	vs. Dallas.....	L, 20-17.....	SoFi Stadium
Oct. 16, 2023 ...	vs. Dallas.....	L, 20-17.....	SoFi Stadium

## MOST RECENT SINGLE-GAME HIGHS

<b>Category</b>	<b>Date</b>	<b>Opp.</b>	<b>Player</b>	<b>No.</b>
<b>Completions</b>	Sept. 29, 2013	vs. Dal.	P.Rivers	35
<b>Comp. Pct.*</b>	Sept. 29, 2013	vs. Dal.	P.Rivers	83.3
<b>Passing Yards</b>	Nov. 23, 2017	at Dal.	P.Rivers	434
<b>Passing TDs</b>	Nov. 5, 1972	vs. Dal.	J.Hadl	4
<b>Passer Rating*</b>	Nov. 23, 2017	at Dal.	P.Rivers	149.1
<b>Rushing Yards</b>	Sept. 23, 2001	at Dal.	L.Tomlinson	90
<b>Rushing TDs</b>	Dec. 13, 2009	at Dal.	L.Tomlinson	1
<b>Receptions</b>	Nov. 23, 2017	at Dal.	K.Allen	11
<b>Receiving Yards</b>	Nov. 23, 2017	at Dal.	K.Allen	172
<b>Receiving TDs</b>	Sept. 29, 2013	vs. Dal.	D.Woodhead	2
<b>Scrim. Yards</b>	Nov. 23, 2017	at Dal.	K.Allen	172
<b>Scrim. TDs</b>	Sept. 29, 2013	vs. Dal.	D.Woodhead	2
<b>Tackles</b>	Sept. 11, 2005	vs. Dal.	D.Edwards	11
<b>Sacks</b>	Nov. 16, 1986	vs. Dal.	L.O'Neal	5.0
<b>Interceptions</b>	Sept. 23, 2001	at Dal.	R.McNeil	2
<b>FG Made</b>	Sept. 23, 2001	at Dal.	W.Richey	4
<b>Net Punt Avg.**</b>	Oct. 15, 1995	vs. Dal.	D.Bennett	54.3

\*Min. 20 Pass Attempts

\*\*Min. Three Punts

# THE MATCHUP

## AT THE HELM



### JIM HARBAUGH

#### Chargers Head Coach

Overall Record:	70-32-1 (.685)
Reg. Season Record:	65-28-1 (.697)
Postseason Record:	13-9-0 (.591)
Record at Dal.	1-0-0 (1.000)
Road Record:	31-16-0 (.660)

Hometown:	Toledo, Oh.
College:	Michigan — '87

The Los Angeles Chargers hired Jim Harbaugh as the 19th head coach in franchise history, returning the former Bolts quarterback from the 1999 and 2000 seasons to Southern California. Harbaugh posted a 144-52 record as a collegiate head coach and has a 60-29-1 record as an NFL head coach. As head coach, Harbaugh led the Michigan Wolverines to a National Championship, while previously coaching the San Francisco 49ers to three-straight NFC Championship Games, including an appearance in Super Bowl XLVII.

In five seasons as an NFL head coach, Harbaugh has coached 21 players to a combined 34 Pro Bowl appearances. Among coaches with at least 60 games coached, his .685 winning percentage in the regular season (55-25-1 record) is the eighth-best in NFL history. Harbaugh's teams have allowed just 17.5 points per game in those five seasons, the fifth-best mark for any NFL head coach with at least 75 games coached since the 1970 NFL-AFL Merger.

Harbaugh played quarterback at the University of Michigan, finishing his career as one of the most efficient passers in college football history. He posted a 21-3-1 record as a starter for the Wolverines, earning first-team All-American honors and finishing third in voting for the Heisman Trophy in 1986. Harbaugh paced the nation in 1985 in passing efficiency rating, while his career passing efficiency rating ranked as the best in NCAA history for more than 12 years following his time at Michigan.

A native of Toledo, Ohio, Harbaugh and his wife, Sarah, have two daughters — Addison and Katherine — and two sons — Jack and John. He also has three adult children — Jay, James Jr., and Grace. Harbaugh's son, Jay, is the special teams coordinator for the Seattle Seahawks. He is also the younger brother of Baltimore Ravens Head Coach John Harbaugh, and the two are sons of Jack and Jackie Harbaugh.



### BRIAN SCHOTTENHEIMER

#### Cowboys Head Coach

Overall Record:	6-7-1 (.464)
Reg. Season Record:	6-7-1 (.464)
Postseason Record:	0-0-0 (.000)
Record vs. LAC:	0-0-0 (.000)
Home Record:	4-2-1 (.643)

Hometown:	Denver, Colo.
College:	Florida — '97

Brian Schottenheimer was named the 10th head coach of the Dallas Cowboys on Jan. 24, 2025 after two seasons as the team's offensive coordinator.

Over Schottenheimer's two seasons as the steward of the Cowboys offense, Dallas ranked second in completions (826), third in pass attempts (1,251) and sixth in big pass plays (25-plus yards, 69), points-per-game (25.3) and total first downs (712) while also finishing with the seventh-lowest sack percentage on passing plays (5.9%).

Schottenheimer, a veteran coach with 25 years of NFL coaching experience and 15 years as an offensive coordinator at the pro level, previously served as a consultant for the Cowboys throughout the 2022 season, studying future opponents and assisting both the offensive and defensive units with game planning and self-scouting.

In four seasons with San Diego as the quarterbacks coach (2002-05), Schottenheimer helped Drew Brees become the NFL Comeback Player of the Year and earn Pro Bowl honors for the first time in his career after throwing 27 touchdown passes and finishing third in the NFL in passer rating in 2004.

As a player, Schottenheimer earned three letters as a quarterback at the University of Florida from 1994-96, where he played under Steve Spurrier and backed up Heisman Trophy winner Danny Wuerffel during the Gators 1996 National Championship season. His career began at the University of Kansas where he played one season in 1992 before transferring to Florida.

Schottenheimer and his wife, Gemmi, have a son, Sutton, and a daughter, Savannah.

## 2025 REGULAR SEASON TEAM RANKINGS

10-4  
2nd (AFC West)

6-7-1  
2nd (NFC East)

### OFFENSE (NFL RANK)

22.5 (19th)	Points Per Game	29.1 (4th)
337.9 (15th)	Net Yds. Per Game	396.9 (1st)
123.4 (11th)	Net Rushing Yds. Per Game	120.8 (15th)
214.5 (19th)	Net Passing Yds. Per Game	276.1 (1st)
5.23 (20th)	Scrimmage Yds. Per Play	6.02 (3rd)
12/179	Opp. Interceptions/Return Yds.	11/73
51/278	Sacks Allowed/Yds.	24/164
13/6	Fumbles/Lost	18/7
46.34% (3rd)	Third Down Pct.	41.86% (8th)
50.00% (T-27th)	Red Zone TD Pct.	57.14% (19th)
33:02 (2nd)	Time of Possession Avg.	30:10 (T-15th)
18 (T-17th)	Giveaways	18 (T-17th)

### DEFENSE (NFL RANK)

20.3 (9th)	Points Per Game	30.0 (31st)
279.1 (2nd)	Net Yds. Per Game	374.9 (29th)
104.7 (11th)	Net Rushing Yds. Per Game	120.1 (18th)
174.4 (3rd)	Net Passing Yds. Per Game	254.8 (32nd)
4.95 (6th)	Scrimmage Yds. Per Play	5.42 (19th)
17/120	Interceptions/Return Yds.	6/120
40/233	Sacks/Yds.	29/226
14/3	Opp. Fumbles/Lost	10/5
35.37% (5th)	Third Down Pct.	46.47% (30th)
51.16% (T-5th)	Red Zone TD Pct.	72.22% (T-30th)
20 (T-7th)	Takeaways	11 (T-28th)

+2 (T-10th) TURNOVER MARGIN -1 (16th)

### SPECIAL TEAMS (NFL RANK)

48.6 (8th)	Punts-Avg. Yds. (Gross)	48.4 (T-9th)
41.4 (16th)	Punts-Avg. Yds. (Net)	42.4 (9th)
6.2 (30th)	Punt Returns-Avg. Per.	6.3 (29th)
14.7 (30th)	Punt Returns-Avg. Per Allowed	9.5 (13th)
25.1 (25th)	Kickoff Returns-Avg. Per	25.3 (19th)
28.5 (29th)	Kickoff Returns-Avg. Per Allowed	25.9 (15th)
34/36 (3rd)	Field Goals Made/Attempted	31/35 (4th)

### PENALTIES (NFL RANK)

92/7703 (T-14th)	Penalties Against/Yds.	108/913 (T-29th)
------------------	------------------------	------------------



# THE MATCHUP

## WITHIN STRIKING DISTANCE

### K Cameron Dicker

- Needs a made field goal to become the fourth player in NFL history to post back-to-back seasons with at least 35 made field goals.
- Needs six made field goals to reach 40 on the season, breaking his own career high and team record of 39 made field goals last season.
- Needs four points scored to reach 500 for his career.
  - Would be the fourth player since the 1970 NFL-AFL Merger to top 500 career points within the first 60 games played of a career.

### QB Justin Herbert

- Needs six completions to reach 2,247 for his career, setting the all-time record for the most completions before turning 28 years old.
- Needs two passing touchdowns to reach 162 for his career and pass QB Russell Wilson for the fifth-most touchdown passes through the first six seasons of a career.
- Needs one rushing touchdown and one passing touchdown to pass Hall of Fame QB John Hadl for the most such performances in Chargers history (12 games).

### S Derwin James Jr.

- Needs a sack to be the sixth NFL player and first defensive back since at least 2000 to have 600 tackles, 20.0 sacks and 10 interceptions within their first eight pro seasons.
- Needs a sack to be the third player with 600 tackles, 20.0 sacks and 40 tackles for loss within the first 100 games of a career since tackles for loss began being tracked in 2008.
- Needs 2.5 sacks to reach 21.5 for his career, which would tie Jamal Adams for the most sacks by a defensive back through the first eight seasons of a career.
  - Would also tie Adams for the most sacks by a defensive back through the first 100 games of a career.
  - Would also tie Adams for the most sacks by a defensive back before turning 30 years old.

### WR Quentin Johnston

- Needs a receiving touchdown to mark his second consecutive season with eight receiving scores, becoming the first Charger to do so in back-to-back seasons since Hall of Fame TE Antonio Gates (seven seasons from 2004-10).
- Needs two receiving touchdowns to reach nine on the year and set a single-season career high.

### OLB Khalil Mack

- Needs a half-sack to reach six on the season, which would extend his streak of seasons with at least six sacks to 11 consecutive, tied for the fourth-longest since 1982 when sacks became an official statistic.

### WR Ladd McConkey

- Needs six receptions to reach 149 for his career and set the record for the most catches by a Charger through the first two seasons of a career.

### S RJ Mickens

- Needs one more interception to have three on the season, the most by a Chargers rookie selected in the sixth round or later in the Super Bowl era (since 1966).

### OLB Odafe Oweh

- Needs three sacks to record his second-straight season with 10.0 sacks.

### LB Del'Shawn Phillips

- Needs one special teams tackle to be the third Charger since 2000 to have 20 special teams tackles in a season (Mike Tolbert, 2009, and Clinton Hart, 2006).
- Needs two special teams tackles to reach 21 on the season, the most by a Charger in a single season since the stat began being tracked in 2000.

### LB Marlowe Wax

- Needs two tackles on special teams to tie Brandon Siler (2007) for the most special teams tackles in a season by a Chargers rookie since the stat began being tracked in 2000.

### OLB Tuli Tuipulotu

- Needs two sacks to reach 14.0 on the season and tie DE Lee Williams (1989) for the fifth-most in a single season by a Charger since sacks became an official stat in 1982.
- Needs three sacks to reach 15.0 on the season, tying DE Lee Williams (1986) for the fourth-most in a single season by a Charger since sacks became an official stat in 1982.
- Needs five sacks to be the 10th player since sacks became an official stat in 1982 to record 30.0 sacks before turning 24 years old.

## 2025 INDIVIDUAL LEADERS

10-4  
2nd (AFC West)

6-7-1  
2nd (NFC East)

### PASSING YARDS

Herbert ..... 3,191      Prescott ..... 3,931

### RUSHING YARDS

Vidal ..... 620      Williams ..... 1,212  
Hampton ..... 431      Prescott ..... 140  
Herbert ..... 419      Davis ..... 124

### RECEIVING YARDS

McConkey ..... 715      Pickens ..... 1,212  
Allen ..... 680      Lamb ..... 976  
Gadsden ..... 602      Ferguson ..... 570  
Johnston ..... 533      Flournoy ..... 389

### POINTS SCORED

Dicker ..... 131      Aubrey ..... 133  
Johnston ..... 42      Williams ..... 72  
McConkey ..... 30      Pickens ..... 50

### INTERCEPTIONS

Jackson ..... 4      Wilson ..... 2  
Jefferson ..... 4      Bland ..... 1  
Three others ..... 2      Three others ..... 1

### SACKS

Tuipulotu ..... 12.0      Houston ..... 5.0  
Oweh ..... 7.0      Clowney ..... 4.0  
Mack ..... 5.5      Three others ..... 3.0

### TACKLES (SOLO)

Henley ..... 84 (46)      Murray ..... 74 (36)  
James Jr. .... 80 (41)      Bland ..... 73 (45)  
Dye ..... 47 (22)      James ..... 56 (26)  
Molden ..... 46 (26)      Wilson ..... 55 (33)

### KICKOFF RETURNS (AVG.)

Davis ..... 18 (25.8)      Turpin ..... 51 (26.2)

### PUNT RETURNS (AVG.); FC

Davis ..... 10 (6.6); 15      Turpin ..... 10 (5.5); 8

### FIELD GOALS

Dicker ..... 34/36 (94.4%)      Aubrey ..... 31/35 (88.57%)

### PUNTS (GROSS/NET AVG.)

Scott ..... 45 (48.6/41.4)      Anger ..... 37 (48.4/42.4)

\*Player no longer with team.

# CHARGERS-COWBOYS CONNECTIONS

## COLLEGE CONNECTIONS



LAC	<u>Jim Harbaugh</u>	2015-23
LAC	<u>Kirk Campbell</u>	2022-24
LAC	<u>Steve Clinkscale</u>	2021-23
LAC	<u>Mike Elston</u>	2022-23
LAC	<u>Ben Herbert</u>	2018-23
LAC	<u>Jesse Minter</u>	2022-23
LAC	<u>Rick Minter</u>	2022-23
LAC	<u>Ben Rabe</u>	2019-23
LAC	<u>Dylan Roney</u>	2021-23
LAC	<u>RB Hassan Haskins</u>	2018-21
DAL	<u>QB Joe Milton III</u>	2018-20
DAL	<u>TE Luke Schoonmaker</u>	2018-22



LAC	<u>P JK Scott</u>	2014-17
LAC	<u>C Bradley Bozeman</u>	2013-17
LAC	<u>DL Da'Shawn Hand</u>	2014-17
LAC	<u>DL Justin Eboigbe</u>	2019-23
DAL	<u>G Tyler Booker</u>	2022-24
DAL	<u>CB Trevon Diggs</u>	2016-19
DAL	<u>DT Quinnen Williams</u>	2016-18



LAC	<u>QB Justin Herbert</u>	2016-19
LAC	<u>LB Troy Dye</u>	2016-19
LAC	<u>CB Nikko Reed</u>	2023-24
LAC	<u>DL Jamaree Caldwell</u>	2024
DAL	<u>G T.J. Bass</u>	2020-22
DAL	<u>Junior Adams</u>	2022-24
DAL	<u>CB Trikweze Bridges</u>	2019-23



LAC	<u>WR Ladd McConkey</u>	2020-23
LAC	<u>OL Jamaree Salyer</u>	2018-21
LAC	<u>Robert Muschamp</u>	2021-22
DAL	<u>WR George Pickens</u>	2019-2021



LAC	<u>LB Del'Shawn Phillips</u>	2015-16
DAL	<u>David Overstreet II</u>	2016-17
DAL	<u>Steve Shimko</u>	2016-17



LAC	<u>WR Derius Davis</u>	2018-22
LAC	<u>WR Quentin Johnston</u>	2020-22
DAL	<u>T Tyler Guyton</u>	2020-21



LAC	<u>C Andre James</u>	2016-18
LAC	<u>DL Otito Ogbornia</u>	2018-21
DAL	<u>DT Osa Odighizuwa</u>	2016-20
DAL	<u>DT Jay Toia</u>	2021-24



LAC	<u>K Cameron Dicker</u>	2018-21
DAL	<u>LB DeMarvion Overshown</u>	2018-22



LAC	<u>RB Kimani Vidal</u>	2020-22
DAL	<u>DB Reddy Steward</u>	2019-23



LAC	<u>CB Cam Hart</u>	2019-23
LAC	<u>Mike Hiestand</u>	2014-15
DAL	<u>K Brandon Aubrey</u>	2013-16
DAL	<u>LB Marist Liufau</u>	2019-23



LAC	<u>WR Keenan Allen</u>	2010-12
DAL	<u>P Bryan Anger</u>	2007-11



LAC	<u>Devin Woodhouse</u>	2021-22
DAL	<u>TE Jake Ferguson</u>	2017-21

Underlined indicates coaching or administrative roles.

## NOTEWORTHY BONDS

Chargers **Head Coach Jim Harbaugh** (2015-23), **Executive Director of Player Performance Ben Herbert** (2018-23), and other select members of the Chargers coaching staff helped coach a Michigan team with Bolts **RB Hassan Haskins** (2018-21) and Cowboys **QB Joe Milton III** (2018-20) and **TE Luke Schoonmaker** (2018-22).

Cowboys **Head Coach Brian Schottenheimer** spent four seasons (2002-05) with the Bolts as the quarterbacks coach as part of his Father and Chargers Head Coach for five seasons, Marty Schottenheimer's, staff. Schottenheimer was joined in San Diego by his present **Assistant Special Teams Coordinator Carlos Polk** who was drafted by the Chargers in the 2001 draft and spent the following six seasons (2001-07) with the team, returning in 2010 to make his NFL coaching debut. Dallas **Running Backs Coach Derrick Foster** is also very familiar with the Chargers having coached running backs for Los Angeles from 2021-23 in his first NFL coaching experience.

Los Angeles **QB Justin Herbert** (2016-19), **LB Troy Dye** (2016-19), **CB Nikko Reed** (2023-24), and **DL Jamaree Caldwell** (2024) will be seeing familiar faces in fellow Oregon alumni Dallas **G T.J. Bass** (2020-22), **Wide Receivers Coach Junior Adams** (2022-24), and **CB Trikweze Bridges** (2019-23). Bridges spent 2025 Training Camp with the Chargers before heading to Dallas.

Chargers **WR Quentin Johnston**, **K Cameron Dicker**, **DT Otito Ogbornia** and **S R.J. Mickens**, who grew up only 30 minutes from the stadium in Southlake, will all be making a return to their home state of Texas.

Chargers **Wide Receivers Coach Sanjay Lal** oversaw the Cowboys wide receiver room during the 2018-19 seasons. Lal helped WR Amari Cooper earn back-to-back Pro Bowl honors during his tenure in Dallas.

Bolts' **QB Trey Lance** spent the 2024 season in Dallas backing up QB Dak Prescott seeing action in four games and starting in one.

Cowboys **LB Kenneth Murray Jr.** (2020-23) spent four seasons in Los Angeles tallying 321 tackles (214 solo), 5.0 sacks, 21 tackles for loss, nine QB hits, 10 passes defended, one forced fumble and two interceptions when wearing the powder blue and gold.

Los Angeles **Assistant GM Chad Alexander** began his NFL journey as a ball boy for the Cowboys where his father, Hubbard Alexander, served as a wide receivers coach (1989-97).

## PRO CONNECTIONS

General Manager Joe Hortiz (1998-23)  DE Jadeveon Clowney (2023)

Asst. General Manager Chad Alexander (2019-23)  DT Quinnen Williams (2019-25)  
G Mekhi Becton Sr. (2020-23) CB Corey Ballentine (2020)  
TE Tyler Conklin (2022-24) DT Solomon Thomas (2022-24)  
DT Perrion Winfrey (2023)

*Linebackers Coach NaVorro Bowman* (2010-17)  DT Solomon Thomas (2017-20)  
QB Trey Lance (2021-23)

C Andre James (2019-24)  LS Trent Sieg (2018-22)  
LB Denzel Perryman (2021-22) DT Solomon Thomas (2021)

WR Keenan Allen (2024)  DB Reddy Steward (2024)

CB Benjamin St-Juste (2021-24)  DE Dante Fowler Jr. (2024)

CB Donte Jackson (2024)  WR George Pickens (2022-24)

LB Troy Dye (2020-23)  OT Hakeem Adeniji (2023)

CB Donte Jackson (2018-23)  WR Jonathan Mingo (2023-24)  
C Bradley Bozeman (2022-23)

DL Teair Tart (2020-23)  DE Jadeveon Clowney (2020)

DL Da'Shawn Hand (2018-21)  CB Corey Ballentine (2021)

TE Will Dissly (2018-23)  DE Jadeveon Clowney (2019)

*Italicized* indicates coaches who were players at the time.

# JOE HORTIZ

## PLAYER OF THE WEEK HONORS

One of the NFL's top talent evaluators for the last quarter century, **Joe Hortiz** brought his shrewd eye for talent and roster construction to the Chargers in his first season as General Manager — as the Bolts featured a pair of players acquired or extended by Hortiz that earned AFC Player of the Week recognition.

In his first draft as GM, Hortiz selected **CB Tarheeb Still** in the fifth round. The Maryland product turned in a breakout performance in Los Angeles' Week 13 victory over Atlanta, becoming the first Chargers rookie to win AFC Defensive Player of the Week since 2007. He led all NFL players in Week 13 with two interceptions, including one that he returned 61 yards for a touchdown that proved to be the winning score.

Hortiz extended **K Cameron Dicker** right before the 2024 season, locking in the most accurate kicker in NFL history for the Bolts for the foreseeable future. Dicker capped his 2024 campaign with back-to-back AFC Special Teams Player of the Week awards in Weeks 17 and 18. He was the only player in 2024 to win any Player of the Week honor in back-to-back weeks. Over those two games, Dicker led all NFL players with 30 points scored and eight field goals made.

This season, Dicker continued his excellence by making each of his first 15 field goals and all 14 extra point attempts. He was named AFC Special Teams Player of the Week after a Week 6 victory in Miami that saw him nail all five field goals, including a 33-yard game-winner in the game's waning seconds.

### CHARGERS TO WIN AFC PLAYER OF THE WEEK, ACQUIRED OR EXTENDED SINCE 2024

Season	Player	Phase	Week
2024	CB Tarheeb Still	Defense	Week 13 at Atl.
	K Cameron Dicker	Special Teams	Week 17 at N.E.
	K Cameron Dicker	Special Teams	Week 18 at L.V.
2025	K Cameron Dicker	Special Teams	Week 6 at Mia.



## PFWA SUPERLATIVES

Joe Hortiz made his first draft choice as a general manager with the No. 5 overall pick of the 2024 NFL Draft, selecting **T Joe Alt**. Alt turned in a stellar rookie campaign, becoming one of the top tackles in the AFC, earning All-Rookie recognition from the *Professional Football Writers of America*.

Below is a look at Hortiz's draft picks that have been recognized by the *PFWA* as All-NFL, All-AFC or All-Rookie:

### CHARGERS DRAFT PICK SUPERLATIVES FROM PFWA WHILE WITH TEAM, SINCE 2024

Drafted	Player	All-NFL	All-AFC	All-Rookie
2024	T Joe Alt	0	0	1



# JIM HARBAUGH

## A PROVEN WINNER

Fresh off coaching his alma mater, the University of Michigan, to a 15-0 season and CFP National Championship in 2023, **Jim Harbaugh** continued his culture of winning with the Bolts, leading the Chargers to an 11-6 record in his first season as head coach. He began his second season with a 3-0 record in the first three weeks, with all three wins coming against AFC West foes. Harbaugh now has six consecutive victories on Kickoff Weekend, the longest winning streak on Kickoff Weekend among active NFL head coaches.

He has a 65-29-1 record (.689 pct.) as an NFL head coach, the eighth-best winning percentage in history among NFL head coaches with at least 60 games coached.

### HEAD COACH WINNING PCT., REGULAR SEASON, MIN. 60 GAMES COACHED, NFL HISTORY

Rk.	Teams	Coach	W	L	T	Pct.
1.	Four Teams*	Guy Chamberlin	58	16	7	.784
2.	Oak.	John Madden	103	32	7	.759
3.	G.B./Was.	Vince Lombardi	96	34	6	.738
4.	Was.	Ray Flaherty	54	21	3	.720
5.	LAR/Was.	George Allen	116	47	5	.712
6.	Phi.	Nick Sirianni	57	25	0	.695
7.	Cle.	Blanton Collier	76	34	2	.691
8.	<b>S.F./LAC</b>	<b>Jim Harbaugh</b>	<b>65</b>	<b>29</b>	<b>1</b>	<b>.689</b>
9.	Three Teams**	George Halas	318	148	31	.682
10.	BalC***/Mia.	Don Shula	328	156	6	.677

\*Canton Bulldogs/Cleveland Bulldogs/  
Frankford Yellow Jackets/Chicago Cardinals  
\*\*Decatur Staleys/Chicago Staleys/Chicago Bears  
\*\*\*Baltimore Colts

Over his NFL coaching career, Harbaugh's teams have allowed just 17.9 points per game, the eighth-best rate for any head coach with at least 80 games coached since the 1970 NFL-AFL Merger.

### POINTS ALLOWED PER GAME, HEAD COACHES, REGULAR SEASON, MIN. 80 GAMES COACHED, NFL, SINCE 1970

Rank	Team/s	Coach	Points Allowed/Game
1.	LAR/Was.	George Allen	15.1
2.	Min.	Bud Grant	17.1
3.	Bal.	Brian Billick	17.3
4.	Oak.	John Madden	17.4
5.	Pit.	Bill Cowher	17.6
6.	Cin.	Paul Brown	17.7
7.	Pit.	Chuck Noll	17.8
8.	<b>S.F./LAC</b>	<b>Jim Harbaugh</b>	<b>17.9</b>
9.	S.F./Car.	George Seifert	18.0
10.	Mia.	Don Shula	18.1



## COACHING AT AN ALL-STAR LEVEL

**Jim Harbaugh**, one of the top motivators in football, is known for being able to get the very best out of his players. His motivational skills are evident in the number of all-stars he has coached, as Harbaugh has now coached 21 different players to be named to a combined 34 Pro Bowl selections.

### PRO BOWLERS COACHED BY JIM HARBAUGH

Season	Team	Harbaugh Position	Pro Bowlers
2011	San Francisco	Head Coach	9
			K David Akers, S Dashon Goldson, RB Frank Gore, LS Brian Jennings, P Andy Lee, CB Carlos Rogers, DT Justin Smith, T Joe Staley, LB Patrick Willis
2012	San Francisco	Head Coach	9
			LB NaVorro Bowman, S Dashon Goldson, RB Frank Gore, G Mike Iupati, OLB Aldon Smith, DT Justin Smith, T Joe Staley, S Donte Whitner, LB Patrick Willis
2013	San Francisco	Head Coach	9
			LB NaVorro Bowman, LB Ahmad Brooks, TE Vernon Davis, RB Frank Gore, G Mike Iupati, S Eric Reid, DT Justin Smith, T Joe Staley, LB Patrick Willis
2014	San Francisco	Head Coach	3
			S Antoine Bethea, G Mike Iupati, T Joe Staley
2024	L.A. Chargers	Head Coach	4
			OLB Joey Bosa, S Derwin James Jr., OLB Khalil Mack, T Rashawn Slater
<b>Totals</b>	<b>21 Players</b>		<b>34 Pro Bowls</b>

## FAST 50

In 2024, **Jim Harbaugh** reached his 50th career win as an NFL head coach. He reached that mark in his 73rd game, tied as the fourth-fastest coach to do so in the last 30 years.

### FEWEST GAMES TO 50 WINS, NFL HEAD COACHES, SINCE 1995

Rank	Team/s	Coach	Games
1.	Atl.	Mike Smith	71
2.	Bal.	John Harbaugh	72
	LAR	Sean McVay	72
4.	<b>S.F./LAC</b>	<b>Jim Harbaugh</b>	<b>73</b>
	Pit.	Bill Cowher	73

## ASSISTANT COACHES



**RYAN FICKEN**

**SPECIAL TEAMS COORDINATOR**

19TH NFL SEASON | 4TH SEASON WITH CHARGERS



**GREG ROMAN**

**OFFENSIVE COORDINATOR**

27TH NFL SEASON | 2ND SEASON WITH CHARGERS



**NAVORRO BOWMAN**

**LINEBACKERS**

10TH NFL SEASON | 2ND SEASON WITH CHARGERS



**KIRK CAMPBELL**

**OFFENSIVE ASSISTANT**

1ST NFL SEASON | 1ST SEASON WITH CHARGERS



**STEVE CLINKSCALE**

**DEFENSIVE BACKS**

2ND NFL SEASON | 2ND SEASON WITH CHARGERS



**MIKE DEVLIN**

**OFFENSIVE LINE**

30TH NFL SEASON | 2ND SEASON WITH CHARGERS



**ADAM FULLER**

**SAFETIES**

1ST NFL SEASON | 1ST SEASON WITH CHARGERS



**JOSH HAMMOND**

**OFFENSIVE ASSISTANT**

4TH NFL SEASON | 2ND SEASON WITH CHARGERS



**MIKE HIESTAND**

**DEFENSIVE ASSISTANT**


7TH NFL SEASON | 4TH SEASON WITH CHARGERS



**KIEL McDONALD**

**RUNNING BACKS**

2ND NFL SEASON | 2ND SEASON WITH CHARGERS



**ROBERT MUSCHAMP**

**DEFENSIVE QUALITY CONTROL**

3RD NFL SEASON | 3RD SEASON WITH CHARGERS



**JESSE MINTER**

**DEFENSIVE COORDINATOR**

6TH NFL SEASON | 2ND SEASON WITH CHARGERS



**ANDY BISCHOFF**

**RUN GAME COORDINATOR/TIGHT ENDS**

13TH NFL SEASON | 2ND SEASON WITH CHARGERS



**MARCUS BRADY**

**PASSING GAME COORDINATOR**

8TH NFL SEASON | 2ND SEASON WITH CHARGERS



**JEFF CARPENTER**

**OFFENSIVE QUALITY CONTROL/TIGHT ENDS**


3RD NFL SEASON | 2ND SEASON WITH CHARGERS



**SHANE DAY**

**QUARTERBACKS**

17TH NFL SEASON | 4TH SEASON WITH CHARGERS



**MIKE ELSTON**

**DEFENSIVE LINE**

2ND NFL SEASON | 2ND SEASON WITH CHARGERS



**CHRIS GOULD**

**ASSISTANT SPECIAL TEAMS**

11TH NFL SEASON | 4TH SEASON WITH CHARGERS



**NICK HARDWICK**

**ASSISTANT OFFENSIVE LINE**

13TH NFL SEASON | 13TH SEASON WITH CHARGERS



**SANJAY LAL**

**WIDE RECEIVERS**


21ST NFL SEASON | 2ND SEASON WITH CHARGERS



**RICK MINTER**

**SENIOR ANALYST**

5TH NFL SEASON | 2ND SEASON WITH CHARGERS



**DYLAN RONEY**

**OUTSIDE LINEBACKERS**

2ND NFL SEASON | 2ND SEASON WITH CHARGERS

# TEAM NOTES

## WELCOME TO L.A.



22 players on Los Angeles' active roster were new this season.

### HOW NEW CHARGERS WERE ACQUIRED

How Acquired	New Players
Draft Selections	7
Undrafted Free Agents/IPP	2
Veteran Free Agents	10
Practice Squad Signings	0
Trades	3
Waiver Claims	0
<b>Totals</b>	<b>22</b>

### NEW CHARGERS ON THE ACTIVE ROSTER

Pos.	Player	Exp.	How Acq.
WR	Keenan Allen	13	Free Agent
G	Mekhi Becton Sr.	6	UFA (Philadelphia)
DL	Jamaree Caldwell	R	Draft Selection (3-86)
TE	Tyler Conklin	8	UFA (N.Y. Jets)
T	Austin Deculus	3	Trade (Houston)
TE	Oronde Gadsden	R	Draft Selection (5-165)
RB	Omarion Hampton	R	Draft Selection (1-22)
DL	Da'Shawn Hand	8	UFA (Miami)
WR	Tre' Harris	R	Draft Selection (2-55)
T	Bobby Hart	9	Free Agent
CB	Donte Jackson	8	UFA (Pittsburgh)
C	Andre James	7	Free Agent
OLB	Kyle Kennard	R	Draft Selection (4-125)
WR	KeAndre Lambert-Smith	R	Draft Selection (5-158)
QB	Trey Lance	5	UFA (Dallas)
S	RJ Mickens	R	Draft Selection (6-214)
OLB	Odafe Oweh	5	Trade (Baltimore)
OL	Trevor Penning	4	Trade (New Orleans)
LB	Del'Shawn Phillips	6	UFA (Houston)
CB	Nikko Reed	R	Undrafted Free Agent
CB	Benjamin St-Juste	4	UFA (Washington)
LB	Marlowe Wax	R	Undrafted Free Agent

## COACH LOCATIONS

For the 2025 season, 22 members of the Chargers coaching staff are down on the sideline while 10 others are up in the booth. The location of each coach can be seen below:

### CHARGERS COACHES DOWN ON THE SIDELINE (22)

Name	Position
Jim Harbaugh	Head Coach
Ryan Ficken	Special Teams Coordinator
Jesse Minter	Defensive Coordinator
Andy Bischoff	Run Game Coordinator/Tight Ends
NaVorro Bowman	Linebackers
Marcus Brady	Passing Game Coordinator
Steve Clinkscale	Defensive Backs
Shane Day	Quarterbacks
Mike Devlin	Offensive Line
Mike Elston	Defensive Line
Chris Gould	Assistant Special Teams
Josh Hammond	Offensive Assistant
Nick Hardwick	Assistant Offensive Line
Sanjay Lal	Wide Receivers
Kiel McDonald	Running Backs
Dylan Roney	Outside Linebackers
Maurquice Shakir	Alex G. Spanos Coaching Fellow
Ben Herbert	Executive Director of Player Performance
Jonathan Brooks	Head Strength & Conditioning
Devin Woodhouse	Head Strength & Conditioning
Ben Rabe	Director of Performance Analytics
Lincoln DeWolf	Performance Analyst

### CHARGERS COACHES UP IN THE BOOTH (10)

Name	Position
Greg Roman	Offensive Coordinator
Kirk Campbell	Offensive Assistant
Jeff Carpenter	Offensive Quality Control/Tight Ends
Adam Fuller	Safeties
Mike Hiestand	Defensive Assistant
Rick Minter	Senior Analyst
Robert Muschamp	Defensive Quality Control
Chuka Ndulue	Alex G. Spanos Coaching Fellow
Justin Poindexter	Alex G. Spanos Coaching Fellow
Miles Taylor	Alex G. Spanos Coaching Fellow

## HOW TO MAKE THE POSTSEASON

The Chargers can clinch a playoff berth in Week 16 in one of four scenarios, which can be seen below:

### CHARGERS POSTSEASON CLINCHING SCENARIOS

Scenario No.	Scenario
1.	Chargers Win + Colts Loss or Tie
2.	Chargers Win + Texans Loss or Tie
3.	Chargers Tie + Colts Loss
4.	Chargers Tie + Colts Tie + Texans Loss



## TEAM NOTES

### WINS IN THE BIG MOMENTS

The Chargers have won in big moments throughout the 2025 season, headlined by a 5-0 record in prime-time games and a 5-0 record in the division. The five wins in primetime are the most in a single season in team history. Los Angeles' five wins against the AFC West are tied for the fifth-most in a season in team history.

#### PRIME-TIME WINS, SINGLE SEASON, CHARGERS HISTORY

Rank	Season	Prime-Time Wins
1.	2025	5
2.	2008	4
	2006	4
4.	2022	3
	2010	3

#### AFC WEST WINS, SINGLE SEASON, CHARGERS, SINCE 1970

Rank	Season	AFC West Wins
1.	1994	6
	1981	6
	1980	6
	1979	6
5.	2025	5
	2009	5
	2008	5
	2007	5
	2006	5
	2004	5
	1999	5
	1996	5
	1992	5
	1978	5
15.	2024	4
	2013	4
	2012	4
	1995	4
	1989	4
	1983	4

### A TOP DEFENSE

In 2024, the Chargers ranked No. 1 in the NFL in scoring defense by allowing just 17.7 points per game. This year, Los Angeles ranks tied for ninth the NFL, allowing an average of 20.3 points per game. Over the last two seasons, Los Angeles' 18.9 points allowed per game is the second-best in the NFL.

The Bolts also have the league's second-best scoring defense in the first half over the last two seasons, allowing just 8.8 points per game.

#### POINTS ALLOWED PER GAME, NFL, SINCE 2024

Rank	Team	Points Allowed/Game
1.	Denver Broncos	18.5
2.	Philadelphia Eagles	18.5
3.	Los Angeles Chargers	18.9
4.	Kansas City Chiefs	19.2
5.	Houston Texans	19.4

### LOCK DOWN DEFENSE

The Los Angeles defense ranks No. 2 this season in total defense, allowing 279.1 total net yards per game. The unit allows 174.4 net passing yards per game, good for No. 3 in the NFL this season.

#### TOTAL NET YARDS ALLOWED PER GAME, NFL, 2025

Rank	Team	Total Net Yards Allowed/Game
1.	Houston Texans	269.2
2.	Los Angeles Chargers	279.1
3.	Cleveland Browns	279.1
4.	Seattle Seahawks	283.0
5.	Denver Broncos	287.7

#### NET PASSING YARDS ALLOWED PER GAME, NFL, 2025

Rank	Team	Net Passing Yards Allowed/Game
1.	Cleveland Browns	169.0
2.	Buffalo Bills	169.5
3.	Los Angeles Chargers	174.4
4.	Houston Texans	176.5
5.	Minnesota Vikings	180.4

Over the last two seasons, the defense has been one of the best units in football, allowing 303.9 total net yards per game to rank fourth in the NFL in that time. Over the same span, the passing defense ranks third in the league, allowing 192.2 net passing yards per game.

#### TOTAL NET YARDS ALLOWED PER GAME, NFL, SINCE 2024

Rank	Team	Total Net Yards Allowed/Game
1.	Houston Texans	294.3
2.	Philadelphia Eagles	298.3
3.	Denver Broncos	303.8
4.	Los Angeles Chargers	303.9
5.	Green Bay Packers	305.5

#### NET PASSING YARDS ALLOWED PER GAME, NFL, SINCE 2024

Rank	Team	Net Passing Yards Allowed/Game
1.	Philadelphia Eagles	184.4
2.	Houston Texans	189.9
3.	Los Angeles Chargers	192.2
4.	Cleveland Browns	192.8
5.	New York Jets	196.0

## TEAM NOTES

### EFFICIENT OFFENSIVE PRODUCTION

The Chargers lead the AFC in third down offense this season, converting 46.3 percent of third-down attempts (95-of-205). Over the last two seasons, the Bolts rank eighth in the NFL, moving the chains on 184 of their 426 attempts (43.2 pct.).

#### THIRD DOWN OFFENSE, NFL, 2025

Rank	Team	3D Att.	3D Conv.	3D Pct.
1.	Green Bay	175	88	50.3
2.	San Francisco	183	90	49.2
3.	<b>L.A. Chargers</b>	<b>205</b>	<b>95</b>	<b>46.3</b>
4.	Buffalo	174	80	46.0
5.	Chicago	193	85	44.0

#### THIRD DOWN OFFENSE, NFL, SINCE 2024

Rank	Team	3D Att.	3D Conv.	3D Pct.
1.	San Francisco	380	174	45.8
2.	Tampa Bay	402	182	45.3
3.	Kansas City	411	185	45.0
4.	Buffalo	376	169	44.9
5.	Green Bay	365	163	44.7
6.	Cincinnati	397	175	44.1
7.	Detroit	378	164	43.4
8.	<b>L.A. Chargers</b>	<b>426</b>	<b>184</b>	<b>43.2</b>
9.	Baltimore	357	154	43.1
10.	Arizona	380	162	42.6

### GETTING OFF THE FIELD

The Bolts rank No. 5 in the NFL in third down defense in 2025, allowing just 58 conversions on 164 attempts (35.4 pct.). The unit is the fifth-best third down defense in the NFL over the last two seasons, allowing 138 conversions on 388 attempts (35.6 pct.).

#### THIRD DOWN DEFENSE, NFL, 2025

Rank	Team	3D Att.	3D Conv.	3D Pct.
1.	Denver	191	61	31.9
2.	Seattle	194	64	33.0
3.	Houston	177	60	33.9
4.	N.Y. Jets	173	61	35.3
5.	<b>L.A. Chargers</b>	<b>164</b>	<b>58</b>	<b>35.4</b>
6.	Minnesota	187	67	35.8

#### THIRD DOWN DEFENSE, NFL, SINCE 2024

Rank	Team	3D Att.	3D Conv.	3D Pct.
1.	Detroit	359	124	34.5
2.	Denver	427	149	34.9
3.	Houston	397	139	35.0
4.	Seattle	418	147	35.2
5.	<b>L.A. Chargers</b>	<b>388</b>	<b>138</b>	<b>35.6</b>
6.	Minnesota	406	145	35.7

### PASS BREAKUP MACHINE ON MONDAY NIGHT

Twice on *Monday Night Football* this season, the Bolts defense has locked down opposing passers, totaling 25 pass breakups across two games. The Chargers are the fourth team in the last 20 years to total more than 20 pass breakups on *MNF* in a single season, and the first to reach 25 or more since the 2006 Philadelphia Eagles.

#### MOST PASSES DEFENSED, MONDAY NIGHT FOOTBALL, SINGLE GAMES, NFL, SINCE 2000

Rank	Season	Team	Passes Defensed
1.	2006	Philadelphia Eagles	27
2.	<b>2025</b>	<b>Los Angeles Chargers</b>	<b>25</b>
3.	2002	Philadelphia Eagles	21
4.	2008	Cleveland Browns	21
	2006	Green Bay Packers	21
	2002	Green Bay Packers	21

In the *Monday Night Football* victory over Las Vegas in Week 2, the defense totaled 15 passes defensed, the most by any team in a single game over the last four seasons. The Bolts are the only team with two performances of 12-plus pass breakups over the last two seasons.

The unit featured seven different players record two or more pass breakups. It was the first game in at least 30 years where a team had seven or more players with multiple passes defensed.

#### MOST PASSES DEFENSED, SINGLE GAME, NFL, SINCE 2022

Rank	Team	Game	PD
1.	<b>Los Angeles Chargers</b>	<b>Sept. 15, 2025 at L.V.</b>	<b>15</b>
2.	New Orleans Saints	Dec. 8, 2024 at NYG	14
3.	Baltimore Ravens	Nov. 9, 2025 vs. Min.	13
	Pittsburgh Steelers	Nov. 2, 2025 vs. Ind.	13
	Philadelphia Eagles	Sept. 28, 2025 at T.B.	13
	New Orleans Saints	Sept. 24, 2023 at G.B.	13
	Minnesota Vikings	Dec. 4, 2022 vs. NYJ	13

#### MOST PLAYERS WITH MULTIPLE PASSES DEFENSED, SINGLE GAME, NFL, SINCE 1991

Rank	Team	Game	Players
1.	<b>Los Angeles Chargers</b>	<b>Sept. 15, 2025 at L.V.</b>	<b>7</b>
2.	Kansas City Chiefs	Sept. 25, 2016 vs. NYJ	6
	Miami Dolphins	Nov. 12, 2006 vs. K.C.	6
	Washington Redskins	Jan. 1, 2006 at Phi.	6

In the *Monday Night Football* victory over Philadelphia in Week 14, the Bolts defense featured **CB Cam Hart** and **CB Donte Jackson**, who each had an interception and three pass breakups. It was the third performance in the NFL over the last three seasons with multiple players to record an interception and three passes defensed in a single game.

#### MOST PLAYERS WITH THREE PASSES DEFENSED AND AN INTERCEPTION, SINGLE GAME, NFL, SINCE 2023

Rank	Team	Game	Players
1.	<b>Los Angeles Chargers</b>	<b>Dec. 8, 2025 vs. Phi.</b>	<b>2</b>
	Los Angeles Chargers	Nov. 3, 2024 vs. Cle.	2
	Cleveland Browns	Dec. 10, 2024 vs. Jax.	2

## TEAM NOTES

### APPLY THE PRESSURE

This season, Los Angeles ranks tied for No. 5 in the NFL and tied for third in the AFC with 40.0 sacks. The Bolts are tied for the third-ranked team in the NFL this season with 19.0 sacks on third down.

#### SACKS, NFL, 2025

Rank	Team	Sacks
1.	Denver Broncos	58.0
2.	Atlanta Falcons	48.0
3.	Cleveland Browns	47.0
4.	Seattle Seahawks	42.0
5.	Los Angeles Chargers	40.0
	Pittsburgh Steelers	40.0
7.	Detroit Lions	39.0

#### SACKS, THIRD DOWN, NFL, 2025

Rank	Team	Sacks
1.	Denver Broncos	25.0
2.	Cleveland Browns	21.0
3.	Los Angeles Chargers	19.0
4.	Houston Texans	17.0
5.	Miami Dolphins	16.0

### BEND, DON'T BREAK

Los Angeles continued its excellence as a red zone defense in 2025, having been the NFL's best in 2024. That season, the unit allowed just 18 touchdowns on 40 red zone drives (45.0 pct.). The 45.0 defensive red zone percentage led the league in 2024.

The Bolts rank tied for fifth in the NFL this season, allowing 22 red zone touchdowns on 43 drives (52.2 pct.). Since the beginning of the 2024 season, the Bolts have allowed 40 touchdowns on 83 red zone drives (48.2 pct.), good for the third-best defensive red zone percentage in the NFL.

#### RED ZONE DEFENSE, NFL, SINCE 2024

Rank	Team	RZ Drives	RZ TDs	RZ Pct.
1.	Denver	88	38	43.2
2.	L.A. Rams	100	48	48.0
3.	L.A. Chargers	83	40	48.2
4.	Philadelphia	87	43	49.4
5.	Miami	103	52	50.5

#### RED ZONE DEFENSE, NFL, 2025

Rank	Team	RZ Drives	RZ TDs	RZ Pct.
1.	Denver	39	15	38.5
2.	L.A. Rams	44	20	45.5
	Minnesota	44	20	45.5
4.	Philadelphia	39	19	48.7
5.	L.A. Chargers	43	22	51.2
	Miami	43	22	51.2
7.	Baltimore	54	28	51.9



# JUSTIN HERBERT

## HERBERT AS A PRO

Since entering the NFL, **Justin Herbert** ranks inside the NFL's top five in completions, passing yards, passing touchdowns and combined touchdowns. His 30 games with 300-plus passing yards rank third in the NFL since 2020.

### COMPLETIONS, NFL, SINCE 2020

Rank	Team/s	Player	Completions
1.	K.C.	QB Patrick Mahomes	2,369
2.	LAC	QB Justin Herbert	2,241
3.	LAR/Det.	QB Jared Goff	2,195
4.	Buf.	QB Josh Allen	2,140
5.	Det./LAR	QB Matthew Stafford	1,927

### PASSING YARDS, NFL, SINCE 2020

Rank	Team/s	Player	Passing Yards
1.	K.C.	QB Patrick Mahomes	26,527
2.	Buf.	QB Josh Allen	24,547
3.	LAR/Det.	QB Jared Goff	24,511
4.	LAC	QB Justin Herbert	24,284
5.	Det./LAR	QB Matthew Stafford	22,506

### PASSING TOUCHDOWNS, NFL, SINCE 2020

Rank	Team/s	Player	Passing Touchdowns
1.	K.C.	QB Patrick Mahomes	191
2.	Buf.	QB Josh Allen	190
3.	LAR/Det.	QB Jared Goff	164
4.	G.B./NYJ/Pit.	QB Aaron Rodgers	161
5.	LAC	QB Justin Herbert	160
6.	Det./LAR	QB Matthew Stafford	158

### COMBINED TOUCHDOWNS, NFL, SINCE 2020

Rank	Team/s	Player	Combined Touchdowns
1.	Buf.	QB Josh Allen	250
2.	K.C.	QB Patrick Mahomes	206
3.	LAC	QB Justin Herbert	177
4.	Phi.	QB Jalen Hurts	170
	LAR/Det.	QB Jared Goff	170
6.	G.B./NYJ/Pit.	QB Aaron Rodgers	169
7.	Bal.	QB Lamar Jackson	165

### MOST GAMES WITH 300-PLUS PASSING YARDS, NFL, SINCE 2020

Rank	Team/s	Player	Games
1.	K.C.	QB Patrick Mahomes	33
2.	Buf.	QB Josh Allen	31
3.	LAC	QB Justin Herbert	30
4.	LAR/Det.	QB Jared Goff	27
5.	Cin.	QB Joe Burrow	26



## THIRD-DOWN PHENOM

One of the top third-down quarterbacks since entering the NFL, **Justin Herbert** has continued his excellence on third down in 2025. His 70 completions on third down are tied for the fifth-best among all players, while his eight touchdown passes lead the AFC and rank No. 3 in the NFL. Herbert has helped move the chains by registering 53 passing first downs on third down this season, ranking second in the AFC and good for fourth among all players.

### THIRD DOWN COMPLETIONS, NFL, 2025

Rank	Team	Player	Completions
1.	Dal.	QB Dak Prescott	86
2.	Den.	QB Bo Nix	75
3.	Chi.	QB Caleb Williams	73
4.	Det.	QB Jared Goff	72
5.	LAC	QB Justin Herbert	70
	N.E.	QB Drake Maye	70
7.	G.B.	QB Jordan Love	68
	Phi.	QB Jalen Hurts	68

### THIRD DOWN PASSING TOUCHDOWNS, NFL, 2025

Rank	Team	Player	Passing Touchdowns
1.	Det.	QB Jared Goff	10
2.	Chi.	QB Caleb Williams	9
3.	LAC	QB Justin Herbert	8
4.	G.B.	QB Jordan Love	7
	Hou.	QB C.J. Stroud	7
	Pit.	QB Aaron Rodgers	7
	S.F.	QB Mac Jones	7
8.	—	Five Other Players	6

### THIRD DOWN PASSING FIRST DOWNS, NFL, 2025

Rank	Team	Player	Passing First Downs
1.	Dal.	QB Dak Prescott	56
	G.B.	QB Jordan Love	56
3.	Den.	QB Bo Nix	54
4.	LAC	QB Justin Herbert	53
5.	N.E.	QB Drake Maye	49

# JUSTIN HERBERT



## A RATE ABOVE

**Justin Herbert** has thrown two or more touchdowns and eclipsed a passer rating of 100 in 38 career games, good for the second-most by any player through the first six seasons of a career in NFL history. Herbert also has 21 games with two-plus touchdowns and a passer rating of at least 115, tied for No. 4 through the first six seasons of a career.

### MOST GAMES WITH MULTIPLE TOUCHDOWN PASSES AND A 100-PLUS PASSER RATING, FIRST SIX SEASONS, NFL HISTORY

Rank	Team	Player	Games
1.	K.C.	QB Patrick Mahomes	44
2.	LAC	QB Justin Herbert	38
3.	Sea.	QB Russell Wilson	36
4.	Buf.	QB Josh Allen	34
	Cin.	QB Joe Burrow	34
	Dal.	QB Dak Prescott	34

### MOST GAMES WITH MULTIPLE TOUCHDOWN PASSES AND A 115-PLUS PASSER RATING, FIRST SIX SEASONS, NFL HISTORY

Rank	Team	Player	Games
1.	K.C.	QB Patrick Mahomes	32
2.	Sea.	QB Russell Wilson	28
3.	Dal.	QB Dak Prescott	22
4.	LAC	QB Justin Herbert	21
	S.D.	QB Philip Rivers	21
6.	Cin.	QB Boomer Esiason	20
	Min.	QB Daunte Culpepper	20

## FAB FIVE

In Week 15, **Justin Herbert** surpassed 3,000 passing yards on the year, becoming the third player in NFL history to have 3,000 passing yards and 20 touchdowns in each of the first six seasons of a career, joining Hall of Fame QB Peyton Manning and QB Russell Wilson.

### CONSECUTIVE SEASONS WITH 3,000 PASSING YARDS AND 20 TOUCHDOWN PASSES TO START A CAREER, NFL HISTORY

Rank	Team	Player	Consecutive Seasons
1.	Ind.	QB Peyton Manning	13 (1998-2010)
2.	Sea.	QB Russell Wilson	10 (2012-21)
3.	LAC	QB Justin Herbert	6 (2020-Present)
4.	Dal.	QB Dak Prescott	4 (2016-19)
	Oak.	QB Derek Carr	4 (2014-17)

## BIG-TIME PERFORMER

After he set rookie records in 2020 with eight 300-yard games and six three-touchdown performances, **Justin Herbert** continues to put up big-time performances.

Herbert has topped 300 passing yards 30 times in his career, tied for the third-most in a player's first six pro seasons in NFL history.

### MOST GAMES WITH 300-PLUS PASSING YARDS, FIRST SIX SEASONS, NFL HISTORY

Rank	Team/s	Player	Games
1.	K.C.	QB Patrick Mahomes	41
2.	Mia.	QB Dan Marino*	32
3.	LAC	QB Justin Herbert	30
	StL	QB Kurt Warner*	30
5.	Det.	QB Matthew Stafford	27
	T.B./N.O.	QB Jameis Winston	27
7.	Cin.	QB Joe Burrow	26
	Ind.	QB Andrew Luck	26
	LAR	QB Jared Goff	26

*\*Pro Football Hall of Famer*

Herbert has thrown at least three touchdowns in 23 games, tied for No. 6 over a player's first six seasons. He has thrown multiple touchdown passes in 51 career games, good for the fourth-most by a player through their first six professional seasons.

### MOST GAMES WITH THREE-PLUS TOUCHDOWN PASSES, FIRST SIX SEASONS, NFL HISTORY

Rank	Team/s	Player	Games
1.	Mia.	QB Dan Marino*	37
2.	K.C.	QB Patrick Mahomes	36
3.	Cin.	QB Joe Burrow	27
4.	Dal.	QB Dak Prescott	26
5.	Atl./G.B.	QB Brett Favre	24
6.	LAC	QB Justin Herbert	23
	Ind.	QB Peyton Manning*	23
	Buf.	QB Josh Allen	23
9.	StL	QB Kurt Warner*	21
	Sea.	QB Russell Wilson	21
11.	Cin.	QB Boomer Esiason	20

### MOST GAMES WITH MULTIPLE TOUCHDOWN PASSES, FIRST SIX SEASONS, NFL HISTORY

Rank	Team/s	Player	Games
1.	Mia.	QB Dan Marino*	58
	K.C.	QB Patrick Mahomes	58
3.	Buf.	QB Josh Allen	54
4.	LAC	QB Justin Herbert	51
5.	Ind.	QB Peyton Manning*	50
6.	Atl.	QB Matt Ryan	49
	Sea.	QB Russell Wilson	49

*\*Pro Football Hall of Famer*

# JUSTIN HERBERT

## PROTECT THE FOOTBALL

**Justin Herbert** is among the best at protecting the football in NFL history, as his 1.7 passing interception percentage ranks No. 5 in NFL history among players with at least 1,000 attempts. His percentage is the seventh-best in the NFL since he entered the professional ranks in 2020.

### PASSING INT PCT., MIN. 1,000 ATT., NFL HISTORY

Rank	Team/s	Player	Passing INT Pct.
1.	Chi.	QB Caleb Williams	1.2
2.	Six Teams^	QB Jacoby Brissett	1.4
3.	G.B./NYJ/Pit.	QB Aaron Rodgers	1.4
4.	Hou.	QB C.J. Stroud	1.7
5.	LAC	QB Justin Herbert	1.7
6.	N.E./T.B.	QB Tom Brady	1.8

### PASSING INT PCT., MIN. 1,000 ATT., NFL, SINCE 2020

Rank	Team/s	Player	Passing INT Pct.
1.	Chi.	QB Caleb Williams	1.2
2.	Six Teams^	QB Jacoby Brissett	1.5
3.	G.B./NYJ/Pit.	QB Aaron Rodgers	1.5
4.	T.B.	QB Tom Brady	1.6
5.	Pit.	QB Ben Roethlisberger	1.6
6.	Hou.	QB C.J. Stroud	1.7
7.	LAC	QB Justin Herbert	1.7
8.	Hou./Cle.	QB Deshaun Watson	1.7

*^Colts, Dolphins, Browns, Commanders, Patriots, Cardinals*

Herbert threw a team-record three interceptions in 2024, the second-fewest in a single season by any player in history (min. 450 att.). Since the start of the 2024 season, Herbert's 15 interceptions are tied for the 10th-fewest in the NFL (min. 500 att.).

### FEWEST PASSING INTERCEPTIONS, MIN. 500 ATT., NFL, SINCE 2024

Rank	Team/s	Player	Passing INTs
1.	N.E./Ari.	QB Jacoby Brissett	7
2.	Bal.	QB Lamar Jackson	10
3.	Phi.	QB Jalen Hurts	11
4.	Chi.	QB Caleb Williams	12
	Was.	QB Jayden Daniels	12
6.	Cin.	QB Joe Burrow	13
	LAR	QB Matthew Stafford	13
8.	Ari.	QB Kyler Murray	14
	N.E./S.F.	QB Mac Jones	14
10.	LAC	QB Justin Herbert	15
	NYG/Ind.	QB Daniel Jones	15
12.	Buf.	QB Josh Allen	16

## COMPLETING RECORDS

After setting the rookie completions record in 2020, **Justin Herbert** has continued his pace, with his 2,241 career completions setting the record for the most through the first six seasons of a career.

### COMPLETIONS, FIRST SIX SEASONS, NFL HISTORY

Rank	Team	Player	Completions
1.	LAC	QB Justin Herbert	2,241
	Ind.	QB Peyton Manning*	2,128
3.	Oak.	QB Derek Carr	2,120
4.	Atl.	QB Matt Ryan	2,093
5.	Buf.	QB Josh Allen	1,989

*\*Pro Football Hall of Famer*

The sixth-year passer reached 2,000 career completions in Week 3, becoming the youngest player in NFL history to reach that mark, while also being the second-fastest. Herbert previously set the all-time records as the fastest player in NFL history to reach 1,000 completions (38th career game) and 1,500 completions (57th career game).

Herbert's 2,241 completions are the second-most by any player before turning 28 years old in NFL history. He is six completions away from setting the all-time record.

### YOUNGEST PLAYERS TO REACH 2,000 CAREER COMPLETIONS, NFL HISTORY

Rank	Team	Player	Age (Years-Days)
1.	LAC	QB Justin Herbert	27-195
2.	N.E.	QB Drew Bledsoe	27-239
3.	Ind.	QB Peyton Manning*	27-245
4.	Det.	QB Matthew Stafford	27-254
5.	K.C.	QB Patrick Mahomes	27-356

### FEWEST GAMES TO 2,000 COMPLETIONS, NFL HISTORY

Rank	Team	Player	Games
1.	K.C.	QB Patrick Mahomes	81
2.	LAC	QB Justin Herbert	82
3.	Det.	QB Matthew Stafford	83
4.	Ind.	QB Andrew Luck	86

### COMPLETIONS BEFORE TURNING 28 YEARS OLD, NFL HISTORY

Rank	Team	Player	Completions
1.	Det.	QB Matthew Stafford	2,246
2.	LAC	QB Justin Herbert	2,241
3.	S.D./N.O.	QB Drew Brees	2,192
4.	Ind.	QB Peyton Manning*	2,128
5.	K.C.	QB Patrick Mahomes	2,006

*\*Pro Football Hall of Famer*



# JUSTIN HERBERT

## HERBERT SETS PASSING YARDS RECORD

In 2024, **Justin Herbert** set the record for passing yards through a player's first five seasons (21,093). His 24,284 career passing yards rank No. 2 through the first six seasons of a career. Herbert is also the only player ever to eclipse 4,000 yards in each of his first three years and the only player to top 4,500 yards in two of his first three seasons.

### PASSING YARDS, FIRST SIX SEASONS, NFL HISTORY

Rank	Team/s	Player	Passing Yards
1.	Ind.	QB Peyton Manning*	24,885
2.	LAC	QB Justin Herbert	24,284
3.	K.C.	QB Patrick Mahomes	24,241
4.	Mia.	QB Dan Marino*	23,856
5.	Atl.	QB Matt Ryan	23,472

\*Pro Football Hall of Famer

Herbert eclipsed 20,000 yards in Week 15 of the 2024 season — his 76th career game and at 26 years, 280 days old to be the third-youngest and tie as the fifth-fastest player to do so in NFL history.

The 24, 284 passing yards rank No. 5 in NFL history by players before turning 28 years old. Herbert is 716 yards away from being the third player in NFL history with 25,000 passing yards before his 28th birthday.

### YOUNGEST PLAYERS TO REACH 20,000 CAREER PASSING YARDS, NFL HISTORY

Rank	Team/s	Player	Age (Years-Days)
1.	N.E.	QB Drew Bledsoe	26-253
2.	Ind.	QB Peyton Manning*	26-266
3.	LAC	QB Justin Herbert	26-280
4.	Det.	QB Matthew Stafford	26-282
5.	Mia.	QB Dan Marino*	27-3
6.	K.C.	QB Patrick Mahomes	27-15

### FEWEST GAMES TO 20,000 PASSING YARDS, NFL HISTORY

Rank	Team/s	Player	Games
1.	K.C.	QB Patrick Mahomes	67
2.	Det.	QB Matthew Stafford	71
3.	Mia.	QB Dan Marino*	74
	Ind.	QB Andrew Luck	74
5.	LAC	QB Justin Herbert	76
	StL/NYG/Ari.	QB Kurt Warner*	76
	Was./Min.	QB Kirk Cousins	76

### PASSING YARDS BEFORE TURNING 28 YEARS OLD, NFL HISTORY

Rank	Team/s	Player	Passing Yards
1.	Det.	QB Matthew Stafford	25,976
2.	N.E.	QB Drew Bledsoe	25,966
3.	Ind.	QB Peyton Manning*	24,884
4.	K.C.	QB Patrick Mahomes	24,467
5.	LAC	QB Justin Herbert	24,284
6.	Mia.	QB Dan Marino*	24,111

\*Pro Football Hall of Famer

## TOUCHDOWN MACHINE

After setting the all-time rookie record with 31 touchdown passes in 2020, **Justin Herbert** joined Hall of Famer Peyton Manning as the only players ever to throw 25 touchdown passes in each of their first three seasons.

Herbert ranked No. 6 in NFL history for passing touchdowns through the first five seasons of a career. He now has 160 career passing touchdowns, the sixth-most by any player in their first six pro seasons. In 2023, Herbert eclipsed 100 career touchdown passes in Week 3, making him the fifth-fastest (52 games) and fourth-youngest (25 years, 198 days) to eclipse that mark.

With 160 passing touchdowns, Herbert has the seventh-most passing scores by any player before turning 28 years old.

### PASSING TOUCHDOWNS, FIRST SIX SEASONS, NFL HISTORY

Rank	Team/s	Player	Passing Touchdowns
1.	Mia.	QB Dan Marino*	196
2.	K.C.	QB Patrick Mahomes	192
3.	Ind.	QB Peyton Manning*	167
	Buf.	QB Josh Allen	167
5.	Sea.	QB Russell Wilson	161
6.	LAC	QB Justin Herbert	160
7.	Atl.	QB Matt Ryan	153

### FEWEST GAMES TO 100 PASSING TOUCHDOWNS, NFL HISTORY

Rank	Team	Player	Games
1.	K.C.	QB Patrick Mahomes	40
2.	Mia.	QB Dan Marino*	44
3.	StL	QB Kurt Warner*	50
4.	Bal.	QB Johnny Unitas*	51
5.	LAC	QB Justin Herbert	52
6.	Hou.	QB Deshaun Watson	53

### YOUNGEST PLAYERS TO REACH 100 CAREER PASSING TOUCHDOWNS, NFL HISTORY

Rank	Team	Player	Age (Years-Days)
1.	Mia.	QB Dan Marino*	24-357
2.	K.C.	QB Patrick Mahomes	25-52
3.	Hou.	QB Deshaun Watson	25-104
4.	LAC	QB Justin Herbert	25-198
5.	Buf.	QB Josh Allen	25-219
6.	Ind.	QB Peyton Manning*	25-232

### PASSING TDs BEFORE TURNING 28 YEARS OLD, NFL HISTORY

Rank	Team/s	Player	Passing Touchdowns
1.	Mia.	QB Dan Marino*	197
2.	K.C.	QB Patrick Mahomes	194
3.	Ind.	QB Peyton Manning*	167
	Buf.	QB Josh Allen	167
5.	Bal.	QB Lamar Jackson	166
6.	Det.	QB Matthew Stafford	163
7.	LAC	QB Justin Herbert	160
8.	Atl./G.B.	QB Brett Favre*	159

\*Pro Football Hall of Famer

# JUSTIN HERBERT

## DUAL-THREAT QUARTERBACK

**Justin Herbert** set the record for combined touchdowns as a rookie (36) and through a player's first two seasons (77). His 102 combined touchdowns were also the most in history through the first three seasons of a career.

He now has 174 career combined touchdowns, good for No. 7 in NFL history through the first six seasons of a career.

### COMBINED TOUCHDOWNS, FIRST SIX SEASONS, NFL HISTORY

Rank	Team	Player	Combined Touchdowns
1.	Buf.	QB Josh Allen	220
2.	K.C.	QB Patrick Mahomes	204
3.	Mia.	QB Dan Marino*	199
4.	Car.	QB Cam Newton	184
5.	Sea.	QB Russell Wilson	177
6.	Ind.	QB Peyton Manning*	176
7.	LAC	QB Justin Herbert	174
8.	Dal.	QB Dak Prescott	168
9.	Phi.	QB Jalen Hurts	167

*\*Pro Football Hall of Famer*

In the team's Week 9 win over Tennessee, Herbert ran in a one-yard score and threw a pair of touchdowns, marking his 12th career game with a passing and a rushing touchdown. His 12 such games are tied for the most in Chargers history.

### MOST GAMES WITH A PASSING TOUCHDOWN AND A RUSHING TOUCHDOWN, CHARGERS HISTORY

Rank	Seasons	Player	Games
1.	2020-Present	QB Justin Herbert	12
	1962-72	QB John Hadl*	12
3.	1960-62	QB Jack Kemp	10
4.	1973-87	QB Dan Fouts*	9
5.	2001-09	RB LaDainian Tomlinson	5

*\*Pro Football Hall of Famer*

## TARGET ACQUIRED

**Justin Herbert** has thrown touchdowns to 29 players, including 19 with multiple scores. He's most frequently thrown touchdowns to WR Keenan Allen, who caught 28 scores from Herbert. The first passing score of his career went to WR Jalen Guyton, who also caught the first touchdown of his career on the play.

### HERBERT'S CAREER TOUCHDOWN PASSES BY RECEIVER

Receiver	Touchdown Passes
WR Keenan Allen	28
WR Mike Williams	18
RB Austin Ekeler	16
WR Quentin Johnston	16
WR Ladd McConkey	12
TE Donald Parham Jr.	11
WR Joshua Palmer	9
TE Gerald Everett	7
WR Jalen Guyton	7
TE Jared Cook	4
TE Hunter Henry	4
WR DeAndre Carter	3
WR Tyron Johnson	3
WR Derius Davis	2
TE Will Dissly	2
TE Oronde Gadsden	2
FB Zander Horvath	2
FB Gabe Nabers	2
RB Kimani Vidal	2
TE Stephen Anderson	1
WR DJ Chark Jr.	1
WR Simi Fehoko	1
TE Virgil Green	1
RB Omarion Hampton	1
WR Tre' Harris	1
RB Hassan Haskins	1
WR KeAndre Lambert-Smith	1
FB/DL Scott Matlock	1
TE Stone Smartt	1

**Total (29 Receivers) 160**

# JUSTIN HERBERT

## CLOSING OUT WINS

**Justin Herbert** has been clutch late in games dating back to his rookie season. In his career, Herbert has engineered 19 game-winning drives in the fourth quarter or overtime, tied for the second-most since he entered the NFL in 2020.

### JUSTIN HERBERT'S CAREER GAME-WINNING DRIVES

Game	Drive Length	Game-Winning Score
Dec. 13, 2020 vs. Atl.	6 plays, 49 yds (0:31)	Badgley 43-yd FG
Dec. 17, 2020 at L.V.	5 plays, 75 yds (1:49)	Herbert 1-yd TD run*
Dec. 27, 2020 vs. Den.	7 plays, 56 yds (2:01)	Badgley 37-yd FG
Sept. 12, 2021 at Was.	3 plays, 3 yds (0:45)	M.Williams 3-yd TD rec.
Sept. 26, 2021 at K.C.	8 plays, 59 yds (1:10)	M.Williams 4-yd TD rec.
Oct. 10, 2021 vs. Cle.	5 plays, 48 yds (0:31)	Ekeler 3-yd TD run
Nov. 7, 2021 at Phi.	15 plays, 64 yds (6:05)	Hopkins 29-yd FG
Nov. 21, 2021 vs. Pit.	3 plays, 75 yds (1:15)	M.Williams 53-yd TD rec.
Oct. 9, 2022 at Cle.	13 plays, 66 yds (6:26)	Bertolet 27-yd FG
Oct. 17, 2022 vs. Den.	4 plays, 7 yds (2:08)	Hopkins 39-yd FG*
Nov. 6, 2022 at Atl.	3 plays, 24 yds (0:34)	Dicker 37-yd FG
Nov. 27, 2022 at Ari.	7 plays, 38 yds (1:33)	Ekeler 1-yd TD rec.
Dec. 18, 2022 vs. Ten.	6 plays, 52 yards (0:44)	Dicker 43-yd FG
Sept. 24, 2023 at Min.	7 plays, 75 yards (3:15)	Palmer 30-yd TD rec.
Nov. 17, 2024 vs. Cin.	4 plays, 84 yards (0:27)	Dobbins 29-yd TD run
Dec. 19, 2024 vs. Den.	6 plays, 90 yards (2:01)	Haskins 34-yd TD rec.
Sept. 21, 2025 vs. Den.	8 plays, 43 yards (1:43)	Dicker 43-yd FG
Oct. 12, 2025 at Mia.	6 plays, 44 yards (0:41)	Dicker 33-yd FG
Dec. 8, 2025 vs. Phi.	6 plays, 34 yards (3:36)	Dicker 54-yd FG*

\*Game-winning drive was in overtime

### GAME-WINNING DRIVES IN FOURTH QUARTER OR OVERTIME, NFL, SINCE 2020

Rank	Team/s	Player	Game-Winning Drives
1.	K.C.	QB Patrick Mahomes	20
2.	LAC	QB Justin Herbert	19
	Min./Atl.	QB Kirk Cousins	19
4.	Buf.	QB Josh Allen	17
5.	L.V./N.O.	QB Derek Carr	16
	Det./LAR	QB Matthew Stafford	16
7.	LAR/Det.	QB Jared Goff	15



## CAPTAIN COMEBACK

**Justin Herbert** has led the Bolts to 15 career come-from-behind victories in the fourth quarter or overtime.

### HERBERT'S FOURTH QUARTER/OVERTIME COMEBACK WINS

Date	Opponent	4Q/OT Deficit	Result
Dec. 17, 2020	at Las Vegas	24-27 (OT)	W, 30-27 (OT)
Sept. 12, 2021	at Washington	13-16	W, 20-16
Sept. 26, 2021	at Kansas City	21-24	W, 30-24
Oct. 10, 2021	vs. Cleveland	35-42	W, 47-42
Nov. 7, 2021	at Philadelphia	16-17	W, 27-24
Nov. 21, 2021	vs. Pittsburgh	34-37	W, 37-34
Oct. 9, 2022	at Cleveland	27-28	W, 30-28
Oct. 17, 2022	vs. Denver	13-16	W, 19-16 (OT)
Nov. 6, 2022	at Atlanta	14-17	W, 20-17
Nov. 27, 2022	at Arizona	17-24	W, 25-24
Sept. 24, 2023	at Minnesota	21-24	W, 28-24
Dec. 19, 2024	vs. Denver	19-24	W, 34-27
Sept. 21, 2025	vs. Denver	13-20	W, 23-20
Oct. 12, 2025	at Miami	26-27	W, 29-27
Dec. 8, 2025	vs. Philadelphia	16-19	W, 22-19 (OT)

Herbert's 15 career come-from-behind wins in the fourth quarter or overtime are good for the third-most in NFL since he entered the professional ranks in 2020.

### FOURTH QUARTER/OVERTIME COMEBACK WINS, NFL, SINCE 2020

Rank	Team/s	Player	4Q/OT Comeback Wins
1.	K.C.	QB Patrick Mahomes	17
2.	Min./Atl.	QB Kirk Cousins	16
3.	LAC	QB Justin Herbert	15
4.	LAR/Det.	QB Jared Goff	12
5.	Dal.	QB Dak Prescott	11
	Det./LAR	QB Matthew Stafford	11
	LAR/Det.	QB Jared Goff	11
	Sea./Den./Pit./NYG	QB Russell Wilson	11



# JUSTIN HERBERT

## THREADING THE NEEDLE ON THIRD DOWN

In his 93 career starts, **Justin Herbert** has been the one of the best passers in the NFL at moving the chains on third down. He has completed 530 passes on 877 attempts (60.4 pct.) for 6,327 yards and 58 touchdowns with 26 interceptions (92.2 passer rating). Herbert's 530 completions lead the NFL, while his 6,327 passing yards rank second on third down since 2020.

Herbert tied for the league lead with 14 touchdown passes on third down in 2020, good for the most by a rookie in the last 40 seasons. He has added 44 since then, giving him 58 third-down passing scores since entering the professional ranks, which is good for No. 2 over that span.

Herbert's 92.2 passer rating on third down ranks 10th in the NFL over the last six years among players with at least 500 passing attempts on third down.

### THIRD DOWN COMPLETIONS, NFL, SINCE 2020

Rank	Team/s	Player	Completions
1.	LAC	QB Justin Herbert	530
2.	LAR/Det.	QB Jared Goff	520
3.	K.C.	QB Patrick Mahomes	510
4.	Cin.	QB Joe Burrow	438
5.	Buf.	QB Josh Allen	434

### THIRD DOWN PASSING YARDS, NFL, SINCE 2020

Rank	Team/s	Player	Passing Yards
1.	K.C.	QB Patrick Mahomes	6,770
2.	LAC	QB Justin Herbert	6,327
3.	LAR/Det.	QB Jared Goff	5,985
4.	Buf.	QB Josh Allen	5,480
5.	Det./LAR	QB Matthew Stafford	5,381

### THIRD DOWN PASSING TOUCHDOWNS, NFL, SINCE 2020

Rank	Team/s	Player	Passing Touchdowns
1.	K.C.	QB Patrick Mahomes	67
2.	LAC	QB Justin Herbert	58
3.	Buf.	QB Josh Allen	53
4.	Det./LAR	QB Jared Goff	50
5.	Min./Atl.	QB Kirk Cousins	48
6.	Cin.	QB Joe Burrow	45

Herbert ranks No. 2 in the NFL with 380 passing first downs on third down over the past five seasons. He threw for 12 third-down conversions in 2021's Week 1 win at Washington, the most passing first downs in a single game on third down since Andrew Luck did so in 2012. Herbert sported a league-leading 79 passing first downs on third down in 2021.

### THIRD DOWN PASSING FIRST DOWNS, NFL, SINCE 2020

Rank	Team/s	Player	Passing First Downs
1.	K.C.	QB Patrick Mahomes	392
2.	LAC	QB Justin Herbert	380
3.	LAR/Det.	QB Jared Goff	348
4.	Buf.	QB Josh Allen	336
5.	Cin.	QB Joe Burrow	304

## FEELING IT ON FOURTH DOWN

Since entering the NFL in 2020, **Justin Herbert** has been one of the league's top passers on fourth down. He threw a touchdown on fourth down in Week 7, giving him 11 passing scores on fourth down since coming into the NFL in 2020, to rank No. 4 in the league over that span.

### FOURTH DOWN PASSING TOUCHDOWNS, NFL, SINCE 2020

Rank	Team/s	Player	Passing Touchdowns
1.	LAR/Det.	QB Jared Goff	16
2.	Buf.	QB Josh Allen	15
3.	Min./Atl.	QB Kirk Cousins	12
4.	LAC	QB Justin Herbert	11
5.	Phi.	QB Jalen Hurts	9
6.	Cin.	QB Joe Burrow	8
	K.C.	QB Patrick Mahomes	8

Herbert leads the NFL over that span on fourth down in passing yards (671) and ranks No. 2 in completions (48). He has the second-most passing first downs (42) and ranks No. 2 in fourth-down passer rating (122.4) since 2020 among players with at least 30 passing attempts on fourth down.

### FOURTH DOWN COMPLETIONS, NFL, SINCE 2020

Rank	Team/s	Player	Completions
1.	LAR/Det.	QB Jared Goff	57
2.	LAC	QB Justin Herbert	48
3.	Min./Atl.	QB Kirk Cousins	45
4.	Car.	QB Bryce Young	38
5.	Cin.	QB Joe Burrow	36

### FOURTH DOWN PASSING YARDS, NFL, SINCE 2020

Rank	Team/s	Player	Passing Yards
1.	LAC	QB Justin Herbert	671
2.	LAR/Det.	QB Jared Goff	644
3.	Min./Atl.	QB Kirk Cousins	553
4.	Car.	QB Bryce Young	483
5.	Buf.	QB Josh Allen	464

### FOURTH DOWN PASSING FIRST DOWNS, NFL, SINCE 2020

Rank	Team/s	Player	Passing First Downs
1.	LAR/Det.	QB Jared Goff	54
2.	LAC	QB Justin Herbert	42
	Min./Atl.	QB Kirk Cousins	42
4.	Car.	QB Bryce Young	33
5.	Buf.	QB Josh Allen	32
	Cin.	QB Joe Burrow	32

### FOURTH DOWN PASSER RATING, MIN. 30 ATT., NFL, SINCE 2020

Rank	Team	Player	Passer Rating
1.	Cin.	QB Joe Burrow	124.7
2.	LAC	QB Justin Herbert	122.4
3.	Phi.	QB Jalen Hurts	121.0
4.	G.B.	QB Jordan Love	120.8
5.	Mia.	QB Tua Tagovailoa	119.2

# JUSTIN HERBERT

## AMONG THE LEAGUE LEADERS

**Justin Herbert** is among the top passers in the NFL in 2025, ranking No. 6 in the league with 296 completions, while his 3,191 passing yards rank 11th and his 23 touchdown passes rank tied for fifth.

### COMPLETIONS, QUALIFIED PASSERS, NFL, 2025

Rank	Team	Player	Completions
1.	Dal.	QB Dak Prescott	357
2.	Den.	QB Bo Nix	320
3.	K.C.	QB Patrick Mahomes	315
4.	Det.	QB Jared Goff	314
5.	LAR	QB Matthew Stafford	312
6.	LAC	QB Justin Herbert	296
7.	N.E.	QB Drake Maye	290

### PASSING YARDS, QUALIFIED PASSERS, NFL, 2025

Rank	Team	Player	Passing Yards
1.	Dal.	QB Dak Prescott	3,931
2.	LAR	QB Matthew Stafford	3,722
3.	Det.	QB Jared Goff	3,672
4.	K.C.	QB Patrick Mahomes	3,587
5.	N.E.	QB Drake Maye	3,567
6.	Sea.	QB Sam Darnold	3,433
7.	G.B.	QB Jordan Love	3,304
8.	Buf.	QB Josh Allen	3,276
9.	Den.	QB Bo Nix	3,256
10.	Jax.	QB Trevor Lawrence	3,210
11.	LAC	QB Justin Herbert	3,191
12.	Chi.	QB Caleb Williams	3,150

### PASSING TOUCHDOWNS, QUALIFIED PASSERS, NFL, 2025

Rank	Team	Player	Passing Touchdowns
1.	LAR	QB Matthew Stafford	37
2.	Det.	QB Jared Goff	29
3.	Dal.	QB Dak Prescott	26
4.	Buf.	QB Josh Allen	25
5.	LAC	QB Justin Herbert	23
	Den.	QB Bo Nix	23
	G.B.	QB Jordan Love	23
	Jax.	QB Trevor Lawrence	23
	N.E.	QB Drake Maye	23
10.	—	Five Other Players	22

## A SEASON FOR THE AGES

**Justin Herbert** had just three interceptions on 504 passing attempts in 2024, a passing interception percentage of 0.6 — the second-fewest picks and second-best interception percentage in NFL history by any player in a season (min. 450 att.).

Herbert went 11 consecutive games with zero interceptions and at least 15 attempts, becoming just the second player in history to do so.

### PASSING INTERCEPTION PERCENTAGE, MIN. 450 ATTEMPTS, SINGLE SEASON, NFL HISTORY

Rank	Season	Team	Player	Passing INT Pct.
1.	2018	G.B.	QB Aaron Rodgers	0.3
2.	2024	LAC	QB Justin Herbert	0.6
3.	2019	G.B.	QB Aaron Rodgers	0.7
4.	2021	G.B.	QB Aaron Rodgers	0.8
5.	2010	N.E.	QB Tom Brady	0.8

### PASSING INTERCEPTIONS, MIN. 450 ATTEMPTS., SINGLE SEASON, NFL HISTORY

Rank	Season	Team	Player	Passing INTs
1.	2018	G.B.	QB Aaron Rodgers	2
2.	2024	LAC	QB Justin Herbert	3
3.	2021	G.B.	QB Aaron Rodgers	4
	2019	G.B.	QB Aaron Rodgers	4
	2016	Dal.	QB Dak Prescott	4
	2010	N.E.	QB Tom Brady	4

### CONSECUTIVE GAMES WITHOUT AN INTERCEPTION, MIN. 15 ATTEMPTS IN EACH GAME, SINGLE SEASON, NFL HISTORY

Rank	Season	Team	Player	Consecutive Games
1.	2024	LAC	QB Justin Herbert	11
	2010	N.E.	QB Tom Brady	11
3.	2018	Oak.	QB Derek Carr	10

Herbert attempted 357 passes between interceptions in 2024, the fifth-longest streak in NFL history. The 357 pass attempts without an interception were also a team record, breaking his own previous team record of 233 consecutive passes.

### CONSECUTIVE PASS ATTEMPTS WITHOUT AN INTERCEPTION, NFL HISTORY

Rk.	Team	Quarterback	Dates	Consec. Attempts
1.	G.B.	Aaron Rodgers	Sept. 30, 2018-Dec. 16, 2018	402
2.	T.B.	Tom Brady	Sept. 11, 2022-Nov. 13, 2022	399
3.	Det.	Jared Goff	Nov. 6, 2022-Sept. 17, 2023	383
4.	N.E.	Tom Brady	Oct. 17, 2010-Nov. 12, 2011	358
5.	LAC	Justin Herbert	Sept. 15, 2024-Dec. 15, 2024	357
6.	Chi.	Caleb Williams	Oct. 13, 2024-Dec. 26, 2024	353

### CONSECUTIVE PASS ATTEMPTS WITHOUT AN INTERCEPTION, CHARGERS HISTORY

Rank	Quarterback	Dates	Consec. Attempts
1.	Justin Herbert	Sept. 15, 2024-Dec. 15, 2024	357
2.	Justin Herbert	Dec. 26, 2022-Oct. 1, 2023	233
3.	Drew Brees	Oct. 17, 2004-Dec. 5, 2004	194
4.	Philip Rivers	Nov. 27, 2011-Dec. 24, 2011	170

# JUSTIN HERBERT

## A ROOKIE CAMPAIGN FOR THE AGES

### AWARDS

- *The Associated Press* Offensive Rookie of the Year
- *Professional Football Writers of America* Rookie of the Year
- *PFWA* Offensive Rookie of the Year
- *PFWA* All-Rookie Selection
- NFL Offensive Rookie of the Month (October)
- NFL Offensive Rookie of the Month (November)
- FedEx NFL Air Player of the Week — Week 11 vs. NYJ (voted by fans)
- Voted by fans as the Pepsi Zero Sugar Rookie of the Year
- Nine-time Pepsi Zero Sugar Rookie of the Week (voted by fans)

### RECORDS AT THE TIME

- Most passing touchdowns by a rookie quarterback ever (31).
- Most combined touchdowns by a rookie in NFL history (36).
- Most consecutive games by a rookie quarterback with multiple passing touchdowns in NFL history (seven).
- Most performances by a rookie quarterback with 300-plus passing yards in NFL history (eight).
- Most performances by a rookie quarterback with three-plus touchdowns in NFL history (six).
- Most games by a rookie quarterback with multiple touchdown passes in NFL history (10).
- Most completions ever by a rookie quarterback (396).
- Youngest player ever to throw 30 touchdowns in a single season, doing so at 22 years, 299 days old.
- Tied for the longest streak of game-winning drives (three games) in the fourth quarter or overtime by a rookie quarterback in the Super Bowl era (since 1966).
- Recorded the first win in pro football history by a rookie quarterback while posting 300 passing yards, three touchdown passes, a rushing score and no interceptions.
- Most passing touchdowns by a rookie quarterback in a game (four) and a half (three) in *Monday Night Football* history.
- Tied for the longest streak of games with three-plus touchdown passes by a rookie quarterback in NFL history (four).
- Tied for the most 300-yard passing performances in a player's first two career games (two).
- Became the first player since at least 1970 to register over 1,500 passing yards and a 100-plus passer rating through the first five games of a career.
- Set marks for the most passing attempts, completions, passing yards and touchdown passes by a rookie quarterback in Chargers history.
- Recorded the most single-game rushing yards by a quarterback in team annals (66 in Week 7 vs. Jax.).

### ACCOMPLISHMENTS AND OTHER NOTES AT THE TIME

- Ranked second among rookie quarterbacks in NFL history with 4,336 passing yards on the season.
- Joined Patrick Mahomes as the only players in history to eclipse 4,000 passing yards in the first 14 starts of a career.
- Became the second player in NFL history to top 250 passing yards in each of the first seven games of a career (Mahomes).
- Threw a touchdown pass in each of his first 10 games played, the second-longest streak to open a career in NFL history.
- Threw for 277 yards in the first half of Week 11, the most by any rookie quarterback in a first half over the last 40 seasons.
- Became the third quarterback in NFL history to have 300 passing yards and a rushing score in a debut.
- Threw for the fourth-most passing yards in a debut since 1970.
- Became the first quarterback to throw a touchdown and run for a score in the first half of a debut since 1954.

## OFFENSIVE ROOKIE OF THE YEAR

**Justin Herbert** earned widespread recognition as the Offensive Rookie of the Year, including as the 10th quarterback in history to win the honor from *The Associated Press*. Herbert was also selected by *Professional Football Writers of America* as Rookie of the Year and Offensive Rookie of the Year — becoming the second and seventh quarterback to win those awards, respectively. He is the first player in history to be recognized with all three honors.

### QUARTERBACKS TO WIN AP OFFENSIVE ROOKIE OF THE YEAR

Season	Team	Player	Combined TDs
2023	Hou.	C.J. Stroud	26
<b>2020</b>	<b>LAC</b>	<b>Justin Herbert</b>	<b>36</b>
2019	Ari.	Kyler Murray	24
2016	Dal.	Dak Prescott	29
2012	Was.	Robert Griffin III	27
2011	Car.	Cam Newton	35
2010	StL	Sam Bradford	19
2008	Atl.	Matt Ryan	17
2006	Ten.	Vince Young	19
2004	Pit.	Ben Roethlisberger	18
1970	Buf.	Dennis Shaw	10

## HOT OUT OF THE GATE

**Justin Herbert** began his career by throwing a touchdown in each of the first 10 games of his career, just one less than the all-time record. His streak of games with 250-plus passing yards to start a career ended at seven contests, ranking second in NFL history.

### PLAYERS WITH A PASSING TOUCHDOWN, CONSECUTIVE GAMES TO START CAREER, NFL HISTORY

Rank	Team	Player	Consecutive Games
1.	Was.	QB Mark Rypien	11
<b>2.</b>	<b>LAC</b>	<b>QB Justin Herbert</b>	<b>10</b>
3.	Den.	QB Jay Cutler	9

### PLAYERS WITH 250 PASSING YARDS, CONSECUTIVE GAMES TO START CAREER, NFL HISTORY

Rank	Team	Player	Consecutive Games
1.	K.C.	QB Patrick Mahomes	10
<b>2.</b>	<b>LAC</b>	<b>QB Justin Herbert</b>	<b>7</b>
3.	—	Seven Other Players	2

## CLOSING OUT WINS

**Justin Herbert** posted a game-winning drive in the fourth quarter or overtime of three-straight games in 2020, becoming just the third rookie to do so since the 1970 NFL-AFL merger.

### ROOKIE QUARTERBACKS WITH THREE CONSECUTIVE GAME-WINNING DRIVES, SINCE 1970

Season	Team	Quarterback	Consecutive Games
<b>2020</b>	<b>LAC</b>	<b>Justin Herbert*</b>	<b>3 (Dec. 13 — Dec. 27)</b>
2006	Ten.	Vince Young*	3 (Nov. 26 — Dec. 10)
2004	Pit.	Ben Roethlisberger*	3 (Dec. 5 — Dec. 18)

\*Won AP Offensive Rookie of the Year



# JUSTIN HERBERT IN PRIMETIME

## A PRIME-TIME PRODIGY

Since entering the NFL, **Justin Herbert** has made 26 starts in primetime, leading the Bolts to wins on each of the regularly-slated prime-time games — *Thursday Night Football*, *Sunday Night Football* and *Monday Night Football*.

He has been one of the best quarterbacks under the lights since entering the NFL in 2020, with his 95.8 passer rating in prime-time games ranking No. 7 in the NFL over the that span among players with at least 500 prime-time passing attempts.

### PRIME-TIME PASSER RATING, MIN. 500 ATT., SINCE 2020

Rank	Team/s	Player	Passer Rating
1.	G.B./NYJ/Pit.	QB Aaron Rodgers	110.5
2.	Bal.	QB Lamar Jackson	104.4
3.	Buf.	QB Josh Allen	103.5
4.	Cin.	QB Joe Burrow	98.8
5.	Dal.	QB Dak Prescott	98.7
6.	Min./Atl.	QB Kirk Cousins	97.7
7.	LAC	QB Justin Herbert	95.8
8.	K.C.	QB Patrick Mahomes	95.1
9.	LAR/Det.	QB Jared Goff	95.0
10.	Det./LAR	QB Matthew Stafford	93.5

Herbert has thrown 45 touchdown passes in his 26 prime-time starts, good for No. 6 in the NFL in primetime since he entered the league in 2020.

### PRIME-TIME PASSING TOUCHDOWNS, SINCE 2020

Rank	Team/s	Player	Passing Touchdowns
1.	Buf.	QB Josh Allen	66
2.	K.C.	QB Patrick Mahomes	62
	G.B./NYJ/Pit.	QB Aaron Rodgers	62
4.	Bal.	QB Lamar Jackson	47
5.	Dal.	QB Dak Prescott	46
6.	LAC	QB Justin Herbert	45
7.	LAR/Det.	QB Jared Goff	37
8.	Sea./Den./Pit./NYG	QB Russell Wilson	31

## SUNDAY NIGHT FOOTBALL

**Justin Herbert** has appeared in 10 career games on *Sunday Night Football*, totaling 2,853 passing yards and 18 touchdowns with five interceptions on 265-of-404 passing (65.6 pct.) for a 95.9 passer rating. In four of those games, Herbert has registered a completion percentage of at least 65.0 and attempted at least 40 passes, tied for the third-most of those performances since the program's inception in 2006.

In the team's Week 14 win on *SNF* in 2022, Herbert completed 39 passes on 51 attempts (76.5 pct.) for 367 yards and a touchdown with zero interceptions (102.3 rating). His 76.5 completion percentage was the best ever in a Sunday night contest by a quarterback to throw zero interceptions and 45-plus attempts.

### HIGHEST COMPLETION PCT., SUNDAY NIGHT GAME, MIN. 45 ATT., AND ZERO INTERCEPTIONS, NFL HISTORY

Rk.	Team	Game	Player	Comp. Pct.
1.	LAC	Dec. 11, 2022 vs. Mia.	QB Justin Herbert	76.5
2.	T.B.	Oct. 2, 2022 vs. K.C.	QB Tom Brady	75.0
3.	N.E.	Oct. 27, 1996 vs. Buf.	QB Drew Bledsoe	71.1
4.	K.C.	Nov. 14, 2021 at L.V.	QB Patrick Mahomes	70.0

Herbert completed his first 15 passes of the team's 2023 Week 8 win over Chicago on *SNF*, finishing with 298 yards and three touchdowns with zero interceptions on 31-of-40 passing (77.5 pct.) to register a 122.7 passer rating. Herbert's completion percentage was the fourth-highest in a Sunday night contest in NFL history among players with at least 40 passing attempts and zero interceptions.

### HIGHEST COMPLETION PCT., SUNDAY NIGHT GAME, MIN. 40 ATT., AND ZERO INTERCEPTIONS, NFL HISTORY

Rk.	Team	Game	Player	Comp. Pct.
1.	N.O.	Nov. 10, 2013 vs. Dal.	QB Drew Brees	82.9
2.	Mia.	Nov. 5, 2017 vs. Oak.	QB Jay Cutler	81.0
3.	N.O.	Oct. 4, 2015 vs. Dal.	QB Drew Brees	80.5
4.	LAC	Oct. 29, 2023 vs. Chi.	QB Justin Herbert	77.5
5.	LAC	Dec. 11, 2022 vs. Mia.	QB Justin Herbert	76.5

Herbert made his first career appearance on *SNF* in Week 11 of 2021 against Pittsburgh, throwing for 382 yards and three touchdowns with an interception on 31-of-40 passing (73.2 pct.) for a 116.1 passer rating. He added 90 rushing yards to become the first player ever to have at least 350 yards passing and 90 yards rushing in a single game.

His 116.1 passer rating was the best in a quarterback's first career start on *SNF* with at least 40 passing attempts since the program began in 2006. It was also the best passer rating by a quarterback ever in their first career start in a Sunday night game (min. 40 att.).

### PASSER RATING, FIRST CAREER START IN A SUNDAY NIGHT GAME, MINIMUM 40 ATTEMPTS, NFL HISTORY

Rk.	Team	Game	Player	Passer Rtg.
1.	LAC	Nov. 21, 2021 vs. Pit.	QB Justin Herbert	116.1
2.	Ari.	Oct. 2, 2005 vs. S.F.	QB Josh McCown	109.4
3.	StL	Nov. 18, 2001 at N.E.	QB Kurt Warner	105.4

# JUSTIN HERBERT IN PRIMETIME

## THURSDAY NIGHT FOOTBALL

**Justin Herbert** has made five appearances on *Thursday Night Football*, leading the Chargers to three victories. He most recently led the Bolts to dominant 37-10 win over Minnesota in Week 8. In those five games, Herbert has completed 67.8 percent of his passes (118-of-174) for 1,395 yards and 12 touchdowns with four interceptions (105.4 rating).

Since entering the NFL in 2020, Herbert has led the Bolts to a pair of come-from-behind wins on *Thursday Night Football*, tying for the most in the NFL on *TNF* in that span.

### FOURTH QUARTER/OVERTIME COMEBACK WINS, THURSDAY NIGHT FOOTBALL, NFL, SINCE 2020

Rank	Team/s	Player	4Q/OT Comeback Wins
1.	LAC	QB Justin Herbert	2
	Cin.	QB Joe Burrow	2
	LAR/Det.	QB Jared Goff	2
	Min./Atl.	QB Kirk Cousins	2
	Five Teams*	QB Carson Wentz	2
6.	—	14 Other Players	1

\*Eagles, Colts, Rams, Chiefs, Vikings

Herbert recorded his first career comeback win in the fourth quarter or overtime as a rookie in 2020 in Week 15 at Las Vegas, leading the Bolts to a 30-27 overtime victory. He finished the game with 314 passing yards and two touchdowns on 22-of-32 passing (68.8 pct.) for a 121.1 passer rating. Herbert added a rushing touchdown in overtime to secure the victory.

At 22 years, 282 days old, Herbert became the second-youngest player to mount a come-from-behind win in the fourth quarter or overtime of a Thursday night game in NFL history.

### YOUNGEST QUARTERBACKS TO LEAD A COME-FROM-BEHIND WIN IN FOURTH QUARTER OR OVERTIME, THURSDAY NIGHT GAMES, NFL HISTORY

Rk.	Team	Game	Player	Age (Yrs-Days)
1.	S.F.	Dec. 14, 2006 at Sea.	QB Alex Smith	22-221
2.	LAC	Dec. 17, 2020 at L.V.	QB Justin Herbert	22-282
3.	Dal.	Dec. 1, 2016 at Min.	QB Dak Prescott	23-125

## MONDAY NIGHT FOOTBALL

In 10 appearances on *Monday Night Football*, **Justin Herbert** has thrown for 2,270 yards and 12 scores with four interceptions on 223-of-335 passing (62.8 pct.) for a 87.6 passer rating. His 2,270 passing yards are the third-most on *Monday Night Football* since he entered the professional ranks in 2020.

In 2020, Herbert tossed four touchdown passes on *Monday Night Football*, setting the program's single-game rookie passing touchdown record. He added three touchdowns in the lone Monday night contest in 2021, making him one of four players with seven or more touchdown passes in their first two starts on *MNF* since the program began in 1970.



# LADD McCONKEY



## McCONKEY SETS POSTSEASON MARKS

In his NFL postseason debut, **WR Ladd McConkey** turned in a record-setting performance, totaling 197 receiving yards on nine receptions (21.9 avg.), including an 86-yard touchdown. His 197 receiving yards set an NFL postseason rookie record, while his 86-yard touchdown was the second-longest reception by a rookie in postseason history.

### MOST RECEIVING YARDS, ROOKIES, SINGLE POSTSEASON GAME, NFL HISTORY

Rk.	Team	Game	Player	Rec. Yds
1.	LAC	Jan. 11, 2025 at Hou.*	WR Ladd McConkey	197
2.	LAR	Jan. 14, 2024 at Det.†	WR Puka Nacua	181
3.	Sea.	Jan. 5, 2020 at Phi.†	WR DK Metcalf	160
4.	Phi.	Jan. 9, 2010 at Dal.†	WR Jeremy Maclin	146
5.	S.D.	Jan. 12, 2014 at Den.**	WR Keenan Allen	142
	Phi.	Dec. 31, 1988 at Chi.††	TE Keith Jackson	142

### LONGEST RECEPTION, ROOKIES, POSTSEASON, NFL HISTORY

Rk.	Team	Game	Player	Length
1.	N.O.	Jan. 21, 2007 at Chi.†††	RB Reggie Bush	88^
2.	LAC	Jan. 11, 2025 at Hou.*	WR Ladd McConkey	86^
3.	Phi.	Jan. 9, 2010 at Dal.†	WR Jeremy Maclin	76^
4.	Cin.	Jan. 8, 2006 vs. Pit.*	WR Chris Henry	66
5.	Phi.	Dec. 31, 1988 at Chi.††	TE Keith Jackson	65

^Touchdown  
 \*AFC Wild Card  
 \*\*AFC Divisional  
 †NFC Wild Card  
 ††NFC Divisional  
 †††NFC Championship

## ONE OF THE BEST BOLTS THROUGH TWO YEARS

One year after setting franchise rookie records for receptions and receiving yards, **WR Ladd McConkey** has continued his excellence, ranking among the most productive in team history through two seasons. He ranks highly with 143 receptions (second), 1,844 yards (second) and 12 touchdown receptions (tied for fourth) in franchise history through the first two years of a career. McConkey's 84 receiving first downs are second by a Charger through two seasons since the stat began being tracked in 1992.

### RECEPTIONS, FIRST TWO SEASONS, CHARGERS HISTORY

Rank	Seasons	Player	Receptions
1.	2013-14	WR Keenan Allen	148
2.	2024-25	WR Ladd McConkey	143
3.	2001-02	RB LaDainian Tomlinson	138
4.	1978-79	WR John Jefferson	117
5.	1979-80	TE Kellen Winslow	114

### RECEIVING YARDS, FIRST TWO SEASONS, CHARGERS HISTORY

Rank	Season	Player	Receiving Yards
1.	1978-79	WR John Jefferson	2,091
2.	2024-25	WR Ladd McConkey	1,864
3.	2013-14	WR Keenan Allen	1,829
4.	1988-89	WR Anthony Miller	1,778
5.	1978-79	TE Kellen Winslow	1,545
6.	2003-04	TE Antonio Gates	1,363

### RECEIVING TOUCHDOWNS, FIRST TWO SEASONS, CHARGERS HISTORY

Rank	Season	Player	Receiving Touchdowns
1.	1978-79	WR John Jefferson	23
2.	2003-04	TE Antonio Gates	15
3.	1988-89	WR Anthony Miller	13
4.	2024-25	WR Ladd McConkey	11
	2013-14	WR Keenan Allen	12
	2016-17	TE Hunter Henry	12
7.	1978-79	TE Kellen Winslow	11

### RECEIVING FIRST DOWNS, FIRST TWO SEASONS, CHARGERS, SINCE 1992

Rank	Season	Player	Receiving First Downs
1.	2013-14	WR Keenan Allen	95
2.	2024-25	WR Ladd McConkey	84
3.	2003-04	TE Antonio Gates	74
4.	2016-17	TE Hunter Henry	62
5.	2021-22	WR Joshua Palmer	57



# LADD McCONKEY

## FRANCHISE ROOKIE RECORD-HOLDER

In his rookie season, **WR Ladd McConkey** paced the team in receptions (82) and receiving yards (1,149), while ranking second in touchdown grabs (seven). He set team rookie records with his 82 catches and 1,149 yards, while his seven touchdown grabs are the fourth-most in a season in team history by a rookie.

### RECEPTIONS, ROOKIES, CHARGERS HISTORY

Rank	Season	Player	Receptions
1.	2024	<b>WR Ladd McConkey</b>	<b>82</b>
2.	2013	WR Keenan Allen	71
3.	2001	RB LaDainian Tomlinson	59
4.	1978	WR John Jefferson	56
5.	1981	RB James Brooks	46

### RECEIVING YARDS, ROOKIES, CHARGERS HISTORY

Rank	Season	Player	Receiving Yards
1.	2024	<b>WR Ladd McConkey</b>	<b>1,149</b>
2.	2013	WR Keenan Allen	1,046
3.	1978	WR John Jefferson	1,001
4.	1988	WR Anthony Miller	526
5.	1996	WR Charlie Jones	524

In the team's Week 11 win over Cincinnati, McConkey recorded a career-best 123 yards on six receptions (20.5 avg.). It was the seventh-most receiving yards in a single game by a Chargers rookie ever and the most by a Bolts rookie in a game since 2013.

### MOST RECEIVING YARDS, ROOKIES, SINGLE GAME, CHARGERS HISTORY

Rank	Game	Player	Rec. Yds
1	Dec. 4, 1978 vs. Chi.	WR John Jefferson	155
2.	Dec. 17, 1978 at Hou. <sup>^</sup>	WR John Jefferson	149
3.	Nov. 3, 1974 vs. Cle.	WR Harrison Davis	142
4.	Nov. 12, 1978 vs. K.C.	WR John Jefferson	130
5.	Nov. 3, 2013 at Was.	WR Keenan Allen	128
6.	Nov. 24, 2013 at K.C.	WR Keenan Allen	124
7.	<b>Nov. 17, 2024 vs. Cin.</b>	<b>WR Ladd McConkey</b>	<b>123</b>
8.	Nov. 3, 1974 vs. Cle.	RB Don Woods	119

<sup>^</sup>Houston Oilers

In Week 13, McConkey hauled in 117 receiving yards, his third 100-yard performance of the season. 105 of those yards came in the first half, the most ever by a Chargers rookie in a single first half. McConkey's three 100-yard receiving games tied for the second-most by a rookie in team history.

### GAMES WITH 100-PLUS RECEIVING YARDS, ROOKIES, CHARGERS HISTORY

Rank	Season	Player	Games
1.	2013	WR Keenan Allen	5
2.	2024	<b>WR Ladd McConkey</b>	<b>3</b>
	1978	WR John Jefferson	3
4.	—	Six Other Players	1



## McCONKEY A STANDOUT ROOKIE

**WR Ladd McConkey** stood out amongst first-year players, ranking No. 4 in receptions (82) and receiving yards (1,149) among rookies, while his seven touchdown grabs tied for the fourth-most among rookies in 2024. He was the only rookie with at least 50 catches this season to have been selected outside of the first round.

The Georgia product moved the chains or scored on 63.4 percent of his receptions in 2024, the best rate among rookies with at least 70 catches.

### RECEPTIONS, ROOKIES, NFL, 2024

Rank	Team	Player	Receptions
1.	L.V.	TE Brock Bowers	112
2.	NYG	WR Malik Nabers	109
3.	Jax.	WR Brian Thomas Jr.	87
4.	<b>LAC</b>	<b>WR Ladd McConkey</b>	<b>82</b>
5.	Ari.	WR Marvin Harrison Jr.	62

### RECEIVING YARDS, ROOKIES, NFL, 2024

Rank	Team	Player	Receiving Yards
1.	Jax.	WR Brian Thomas Jr.	1,282
2.	NYG	WR Malik Nabers	1,204
3.	L.V.	TE Brock Bowers	1,194
4.	<b>LAC</b>	<b>WR Ladd McConkey</b>	<b>1,149</b>
5.	Ari.	WR Marvin Harrison Jr.	885

### RECEIVING TOUCHDOWNS, ROOKIES, NFL, 2024

Rank	Team	Player	Receiving Touchdowns
1.	Jax.	WR Brian Thomas Jr.	10
2.	Ari.	WR Marvin Harrison Jr.	8
	T.B.	WR Jalen McMillan	8
4.	<b>LAC</b>	<b>WR Ladd McConkey</b>	<b>7</b>
	NYG	WR Malik Nabers	7
6.	K.C.	WR Xavier Worthy	6

### RECEIVING 1ST DOWN PCT., ROOKIES, MIN. 70 REC., NFL, 2024

Rank	Team	Player	Rec. 1st Down Pct.
1.	<b>LAC</b>	<b>WR Ladd McConkey</b>	<b>63.4</b>
2.	Jax.	WR Brian Thomas Jr.	60.9
3.	L.V.	TE Brock Bowers	54.5
4.	NYG	WR Malik Nabers	50.5

# KEENAN ALLEN

## IN ELITE COMPANY

In Week 6, **Keenan Allen** became the first player in NFL history to register 400 receptions from multiple passers (435 from **QB Justin Herbert** and 520 from former **QB Philip Rivers**). He was the third player to have at least 380 receptions from multiple passers, joining a pair of Hall of Famers — WR Jerry Rice and TE Tony Gonzalez. Rice caught 386 passes from Hall of Fame QB Joe Montana and 568 passes from Hall of Fame QB Steve Young. Gonzalez caught 419 passes from QB Trent Green and 383 passes from QB Matt Ryan.

### PLAYERS WITH 380 RECEPTIONS FROM MULTIPLE PASSERS, NFL HISTORY

Player	Passer 1 (Rec.)	Passer 2 (Rec.)
WR Jerry Rice*	QB Joe Montana* (386)	QB Steve Young* (568)
TE Tony Gonzalez*	QB Trent Green (419)	QB Matt Ryan (383)
<b>WR Keenan Allen</b>	<b>QB Philip Rivers (520)</b>	<b>QB Justin Herbert (435)</b>

*\*Pro Football Hall of Famer*

## SURPASSING 1,000

**Keenan Allen**, one of the best high-volume receivers in NFL history, became the 16th player in NFL history to eclipse 1,000 career receptions. His 1,042 career catches rank 14th all-time.

### MOST RECEPTIONS, NFL HISTORY

Rank	Team/s	Player	Receptions
1.	S.F./Oak./Sea.	WR Jerry Rice*	1,549
2.	Ari.	WR Larry Fitzgerald	1,432
3.	K.C./Atl.	TE Tony Gonzalez*	1,325
4.	Dal./L.V.	TE Jason Witten	1,228
5.	Ind.	WR Marvin Harrison*	1,102
6.	Phi./Min./Mia.	WR Cris Carter*	1,101
7.	Oak./T.B.	WR Tim Brown*	1,094
8.	S.F./Phi./Dal./Buf./Cin.	WR Terrell Owens*	1,078
9.	Ari./Bal./S.F./Det.	WR Anquan Boldin	1,076
10.	K.C.	TE Travis Kelce	1,071
11.	Ind.	WR Reggie Wayne	1,070
12.	Hou./Ind./Ten.	WR Andre Johnson*	1,062
<b>13.</b>	<b>LAC/Chi.</b>	<b>WR Keenan Allen</b>	<b>1,042</b>
14.	Car./Bal.	WR Steve Smith	1,031
15.	StL/S.F.	WR Isaac Bruce*	1,024
16.	G.B./L.V./NYJ/LAR	WR Davante Adams	1,017
17.	Hou./Ari./Ten./K.C./Bal.	WR DeAndre Hopkins	1,002
18.	Pit.	WR Hines Ward	1,000
19.	Min./Oak./N.E./Ten./S.F.	WR Randy Moss*	982

*\*Pro Football Hall of Famer*

## A HISTORIC TRACK RECORD

**Keenan Allen** eclipsed 1,000 career receptions in Week 5, becoming the 16th player ever to reach that mark. He accomplished the feat in his 159th career game, the fewest games to reach that mark by any player in NFL history. Allen previously set the all-time record for the fewest games to reach 950 catches (150 games), 900 catches (139 games), and 700 catches (111 games) and 600 catches (96 games).

### FEWEST GAMES TO 1,000 RECEPTIONS, NFL HISTORY

Rank	Team/s	Player	Games
<b>1.</b>	<b>LAC</b>	<b>WR Keenan Allen</b>	<b>159</b>
2.	Ind.	WR Marvin Harrison*	167
3.	Hou.	WR Andre Johnson*	168
4.	G.B./L.V./NYJ/LAR	WR Davante Adams	174
5.	K.C.	TE Travis Kelce	175
6.	S.F./Oak./Sea.	WR Jerry Rice*	181

### FEWEST GAMES TO 950 RECEPTIONS, NFL HISTORY

Rank	Team/s	Player	Games
<b>1.</b>	<b>LAC/Chi.</b>	<b>WR Keenan Allen</b>	<b>150</b>
2.	Ind.	WR Marvin Harrison*	158
3.	Hou.	WR Andre Johnson*	159
4.	G.B./L.V./NYJ	WR Davante Adams	163
5.	K.C.	TE Travis Kelce	167

### FEWEST GAMES TO 900 RECEPTIONS, NFL HISTORY

Rank	Team/s	Player	Games
<b>1.</b>	<b>LAC</b>	<b>WR Keenan Allen</b>	<b>139</b>
2.	Pit./N.E./T.B.	WR Antonio Brown	143
3.	Ind.	WR Marvin Harrison*	149
4.	Hou.	WR Andre Johnson*	150
5.	Atl./Ten./T.B.	WR Julio Jones	153

Allen previously set records for the most receptions through the first 150 games of a career (951 catches) and the first 100 games of a career (624 catches).

### RECEPTIONS, FIRST 150 CAREER GAMES, NFL HISTORY

Rank	Team/s	Player	Receptions
<b>1.</b>	<b>LAC/Chi.</b>	<b>WR Keenan Allen</b>	<b>951</b>
2.	Pit./N.E./T.B.	WR Antonio Brown	928
3.	Ind.	WR Marvin Harrison*	907
4.	Hou.	WR Andre Johnson*	900
5.	Atl./Ten./T.B.	WR Julio Jones	890

*\*Pro Football Hall of Famer*

# KEENAN ALLEN

## THE TOP TARGET

Keenan Allen is the best high-volume receiver in NFL history, setting all-time records for the most games with at least 16 catches (two), 15 catches (three), 14 catches (six), 13 catches (eight), 12 catches (12) and 11 catches (17).

### MOST GAMES WITH 16-PLUS RECEPTIONS, NFL HISTORY

Rk.	Team/s	Player	Games
1.	LAC/Chi.	WR Keenan Allen	2
	Den./Mia./Chi./NYJ/NYG/Sea.	WR Brandon Marshall	2
	Pit./N.E./T.B.	WR Antonio Brown	2

### MOST GAMES WITH 15-PLUS RECEPTIONS, NFL HISTORY

Rk.	Team/s	Player	Games
1.	LAC/Chi.	WR Keenan Allen	3
2.	Cin.	WR Ja'Marr Chase	2
	Dal./L.V.	TE Jason Witten	2
	Den./Mia./Chi./NYJ/NYG/Sea.	WR Brandon Marshall	2
	S.D./Mia./N.E./Den./StL	WR Wes Welker	2
	Pit./N.E./T.B.	WR Antonio Brown	2

### MOST GAMES WITH 14-PLUS RECEPTIONS, NFL HISTORY

Rank	Team/s	Player	Games
1.	LAC/Chi.	WR Keenan Allen	6
2.	Cin.	WR Ja'Marr Chase	4
	Pit./N.E./T.B.	WR Antonio Brown	4
4.	Dal./L.V.	TE Jason Witten	3
5.	—	10 Other Players	2

### MOST GAMES WITH 13-PLUS RECEPTIONS, NFL HISTORY

Rank	Team/s	Player	Games
1.	LAC/Chi.	WR Keenan Allen	8
2.	G.B./L.V./NYJ/LAR	WR Davante Adams	6
3.	S.D./Mia./N.E./Den./StL	WR Wes Welker	5
	Pit./N.E./T.B.	WR Antonio Brown	5
5.	—	Six Other Players	4

### MOST GAMES WITH 12-PLUS RECEPTIONS, NFL HISTORY

Rank	Team/s	Player	Games
1.	LAC/Chi.	WR Keenan Allen	12
2.	S.D./Mia./N.E./Den./StL	WR Wes Welker	9
3.	Ind.	WR Marvin Harrsion*	8
	G.B./L.V./NYJ/LAR	WR Davante Adams	8
5.	S.F./Oak./Sea.	WR Jerry Rice*	7
	Hou./Ind./Ten.	WR Andre Johnson*	7
	Pit./N.E./T.B.	WR Antonio Brown	7

### MOST GAMES WITH 11-PLUS RECEPTIONS, NFL HISTORY

Rank	Team/s	Player	Games
1.	LAC	WR Keenan Allen	17
2.	Hou./Ind./Ten.	WR Andre Johnson*	13
3.	—	Five Other Players	12

\*Pro Football Hall of Famer



## A LEAGUE LEADER

In his return to the Chargers, Keenan Allen has continued to be among the top players in the AFC. He ranks 15th in the NFL and ranks tied for No. 5 in the conference this season with 68 receptions. Allen also ranks tied for 12th in the NFL and tied for fifth in the AFC with 42 receiving first downs.

### RECEPTIONS, AFC, 2025

Rank	Team	Player	Receptions
1.	Cin.	WR Ja'Marr Chase	101
2.	Ind.	WR Michael Pittman Jr.	72
3.	Bal.	WR Zay Flowers	71
4.	Hou.	TE Dalton Schultz	70
5.	LAC	WR Keenan Allen	68
6.	K.C.	TE Travis Kelce	67
	N.E.	WR Stefon Diggs	67
8.	Cle.	TE Harold Fannin Jr.	66
9.	Hou.	WR Nico Collins	64
10.	Den.	WR Courtland Sutton	63
	Ind.	TE Tyler Warren	63

### RECEIVING FIRST DOWNS, AFC, 2025

Rank	Team	Player	Receiving First Downs
1.	Cin.	WR Ja'Marr Chase	56
2.	Den.	WR Courtland Sutton	44
	Ind.	WR Michael Pittman Jr.	44
	Mia.	WR Jaylen Waddle	44
5.	LAC	WR Keenan Allen	42
	Hou.	WR Nico Collins	42
	K.C.	TE Travis Kelce	42
8.	Bal.	WR Zay Flowers	38
	N.E.	WR Stefon Diggs	38



# KEENAN ALLEN



## CAPTAIN CONSISTENT

Keenan Allen owns the most games with 12-plus catches and 100 receiving yards in NFL history (11), while his 16 career games with at least 11 receptions and 100 yards is also an all-time record.

### MOST GAMES WITH 12-PLUS RECEPTIONS AND 100-PLUS RECEIVING YARDS, NFL HISTORY

Rank	Team/s	Player	Games
1.	LAC/Chi.	WR Keenan Allen	11
2.	Ind.	WR Marvin Harrison*	8
	S.D./Mia./N.E./Den./StL	WR Wes Welker	8
4.	S.F./Oak./Sea.	WR Jerry Rice*	7
	Hou./Ind./Ten.	WR Andre Johnson*	7
	G.B./L.V./NYJ/LAR	WR Davante Adams	7

### MOST GAMES WITH 11-PLUS RECEPTIONS AND 100-PLUS RECEIVING YARDS, NFL HISTORY

Rank	Team/s	Player	Games
1.	LAC/Chi.	WR Keenan Allen	16
2.	Hou./Ind./Ten.	WR Andre Johnson*	13
3.	Ind.	WR Marvin Harrison*	11
	Pit./N.E./T.B.	WR Antonio Brown	11
	Atl./Ten./T.B.	WR Julio Jones	11
	S.D./Mia./N.E./Den./StL	WR Wes Welker	11

### MOST GAMES WITH 10-PLUS RECEPTIONS AND 100-PLUS RECEIVING YARDS, NFL HISTORY

Rank	Team/s	Player	Games
1.	Hou./Ind./Ten.	WR Andre Johnson*	21
2.	LAC/Chi.	WR Keenan Allen	20
	Pit./N.E./T.B.	WR Antonio Brown	20
4.	G.B./L.V./NYJ/LAR	WR Davante Adams	19
5.	Atl./Ten./T.B.	WR Julio Jones	18

### MOST GAMES WITH 10-PLUS RECEPTIONS, 100-PLUS RECEIVING YARDS AND A RECEIVING TOUCHDOWN, NFL HISTORY

Rank	Team/s	Player	Games
1.	G.B./L.V./NYJ/LAR	WR Davante Adams	16
2.	LAC/Chi.	WR Keenan Allen	12
	Pit./N.E./T.B.	WR Antonio Brown	12
4.	—	Five Other Players	11

\*Pro Football Hall of Famer

## KEENAN KEEPS CLIMBING

Keenan Allen is among the elite pass catchers in franchise history. His 972 career receptions are the most in Chargers history, passing Hall of Fame TE Antonio Gates in the team's Week 10 victory over Pittsburgh on *Sunday Night Football*. Allen ranks second in receiving yards (11,210), No. 3 in touchdown catches (63) and fifth in total touchdowns (64) in Chargers history.

Allen has 21 career games with 10-plus catches, the most ever by any Charger, while his 39 100-yard receiving games ranks No. 2.

### CAREER RECEPTIONS, CHARGERS HISTORY

Rank	Seasons	Player	Receptions
1.	2013-23, '25-Present	WR Keenan Allen	972
2.	2003-18	TE Antonio Gates*	955
3.	1976-86	WR Charlie Joiner*	586
4.	1979-87	TE Kellen Winslow*	541
5.	2001-09	RB LaDainian Tomlinson*	530
6.	1962-70	FL Lance Alworth*	493

### CAREER RECEIVING YARDS, CHARGERS HISTORY

Rank	Seasons	Player	Receiving Yards
1.	2003-18	TE Antonio Gates*	11,841
2.	2013-23, '25-Present	WR Keenan Allen	11,210
3.	1962-70	FL Lance Alworth*	9,584
4.	1976-86	WR Charlie Joiner*	9,203
5.	1966-76	WR Gary Garrison	7,533

### CAREER RECEIVING TOUCHDOWNS, CHARGERS HISTORY

Rank	Seasons	Player	Receiving TDs
1.	2003-18	TE Antonio Gates*	116
2.	1962-70	FL Lance Alworth*	81
3.	2013-23, '25-Present	WR Keenan Allen	63
4.	1966-76	WR Gary Garrison	58
5.	1976-86	WR Charlie Joiner*	47

### CAREER TOUCHDOWNS, CHARGERS HISTORY

Rank	Seasons	Player	Touchdowns
1.	2001-09	RB LaDainian Tomlinson*	153
2.	2003-18	TE Antonio Gates*	116
3.	1962-70	FL Lance Alworth*	83
4.	2017-23	RB Austin Ekeler	69
5.	2013-23, '25-Present	WR Keenan Allen	64
6.	1966-76	WR Gary Garrison	58
7.	2015-19	RB Melvin Gordon III	47
	1976-86	WR Charlie Joiner*	47

### GAMES WITH 100-PLUS RECEIVING YARDS, CHARGERS HISTORY

Rank	Seasons	Player	Games
1.	1962-70	FL Lance Alworth*	41
2.	2013-23, '25-Present	WR Keenan Allen	39
3.	1979-87	TE Kellen Winslow*	24
4.	1976-86	WR Charlie Joiner*	23
	1966-76	WR Gary Garrison	23

\*Pro Football Hall of Famer

# DERWIN JAMES JR.



## CLOSING IN ON THE CENTURY MARK

Derwin James Jr., who has appeared in 95 career games, recorded 660 tackles, 40 tackles for loss and 19.0 sacks. He is a sack away from being just the third NFL player to reach 600 tackles, 40 tackles for loss and 20.0 sacks within the first 100 games of a career since tackles for loss being tracked in 2008.

### PLAYERS WITH 600 TACKLES, 40 TACKLES FOR LOSS AND 20 SACKS, FIRST 100 CAREER GAMES, NFL, SINCE 2008

Seasons	Team/s	Player	Sacks	TFL	Tackles
2019-25	3 Teams*	LB Devin White	24.0	48	688
2018-24	Chi./Bal.	LB Roquan Smith	20.0	60	906
2018-25	LAC	S Derwin James Jr.	19.0	40	670

\*Buccaneers, Texans, Raiders

James can also be the third player since the turn of the century to post 600 tackles, 10 interceptions and 20.0 sacks within the first 100 games of a career.

### PLAYERS WITH 600 TACKLES, 10 INTERCEPTIONS AND 20 SACKS, FIRST 100 CAREER GAMES, NFL, SINCE 2000

Seasons	Team/s	Player	Sacks	INTs	Tackles
2018-24	Chi./Bal.	LB Roquan Smith	20.0	10	906
2004-10	Ari./Mia.	LB Karlos Dansby	27.5	10	627
2018-25	LAC	S Derwin James Jr.	19.0	11	670

## A SWISS-ARMY KNIFE

In 2024, Derwin James Jr., recorded 93 tackles, 5.5 sacks, 10 tackles for loss, an interception and seven passes defended. He was one of just five players in the NFL in 2024 — and only defensive back — to have at least 70 tackles, five sacks, an interception and five pass breakups.

### PLAYERS WITH 70 TACKLES, FIVE SACKS, AN INTERCEPTION AND FIVE PASSES DEFENSED, NFL, 2024

Rk.	Team	Player	Sacks	PDs	INTs	Tackles
1.	T.B.	LB Lavonte David	5.5	6	1	122
2.	Was.	LB Frankie Luvu	8.0	7	1	99
3.	LAC	S Derwin James Jr.	5.5	7	1	93
4.	Min.	OLB Andrew Van Ginkel	11.5	6	2	79

## A PLAYER OF THE WEEK PERFORMANCE

In Week 3, Derwin James Jr., put forth a dominant performance, earning AFC Defensive Player of the Week honors for his efforts. The defensive chess piece totaled 12 tackles (10 solo), a sack and a career-high four tackles for loss, becoming just the sixth NFL player and first defensive back since tackles for loss began being tracked in 2008 to have 10 solo tackles, a sack and four tackles for loss in a single game.

### PLAYERS WITH 10 SOLO TACKLES, A SACK AND FOUR TACKLES FOR LOSS, SINGLE GAME, NFL, SINCE 2008

Game	Tm.	Player	Scks.	TFL	So. Tkls.
Sept. 21, 2025 vs. Den.	LAC	S D.James Jr.	1.0	4	10
Oct. 23, 2017 at Phi.	Was.	LB Z.Brown	1.5	4	10
Oct. 15, 2017 vs. Chi.	Bal.	OLB M.Judon	2.0	4	12
Nov. 27, 2016 at Den.	K.C.	LB J.Houston	3.0	4	10
Dec. 16, 2012 vs. Ind.	Hou.	DE J.Watt	3.0	6	10
Oct. 30, 2011 at Phi.	Dal.	LB D.Ware	4.0	5	10

## GETTING AFTER THE QUARTERBACK

Derwin James Jr., recorded a single-season career-best 5.5 sacks in 2024. He's added another two this season, to bring his career total to 19.0. His 19.0 sacks are the third-most by any defensive back in their first eight pro seasons since the individual sack became a statistic in 1982.

### SACKS, DEFENSIVE BACKS, FIRST EIGHT SEASONS, NFL, SINCE 1982

Rank	Team/s	Player	Sacks
1.	NYJ/Sea./Det./Ten.	S Jamal Adams	21.5
2.	S.D.	S Rodney Harrison	19.5
3.	LAC	S Derwin James Jr.	19.0
4.	Ari.	S Adrian Wilson	18.5
5.	T.B.	S Antoine Winfield Jr.	18.0
	StL/Was./Chi.	S Adam Archuleta	18.0
	T.B.	CB Ronde Barber	18.0

In 2024's Week 17 victory at New England, James recorded a career-high two sacks, both of which came on fourth down. It's the most fourth-down sacks in a single game by any defensive back and just the sixth performance of two-plus sacks on fourth down since the individual sack became an official statistic in 1982.

### SACKS, FOURTH DOWN, SINGLE GAME, NFL, SINCE 1982

Rk.	Team	Game	Player	Sacks
1.	LAC	Dec. 28, 2024 at N.E.	S Derwin James Jr.	2.0
	Min.	Jan. 9, 2022 vs. Chi.	LB D.J. Wonnum	2.0
	Phi.	Sept. 12, 2021 at Atl.	DL Javon Hargrave	2.0
	Phi.	Dec. 30, 2018 at Was.	DT Fletcher Cox	2.0
	Min.	Sept. 30, 2012 at Det.	DE Everson Griffen	2.0
	StL	Nov. 30, 2003 vs. Min.	DE Leonard Little	2.0
7.	S.F.	Nov. 29, 2009 vs. Jax.	DT Justin Smith	1.5

# DERWIN JAMES JR.

## AMONG THE BEST THROUGH 80 GAMES

**Derwin James Jr.**, recorded 585 tackles, 31 tackles for loss and 15.0 sacks in his first 80 career games played. He was just the seventh NFL player and the first defensive back to record 550 tackles, 30 tackles for loss and 15.0 sacks within the first 80 games of a career since tackles for loss began being tracked in 2008.

### PLAYERS WITH 550 TACKLES, 25 TACKLES FOR LOSS AND 15 SACKS, FIRST 80 CAREER GAMES, NFL, SINCE 2008

Seasons	Team/s	Player	Sacks	TFL	Tackles
2018-24	LAC	<b>S Derwin James Jr.</b>	<b>15.0</b>	<b>31</b>	<b>585</b>
2019-24	T.B./Hou.	LB Devin White	23.0	40	576
2018-23	Ind./Phi.	LB Shaquille Leonard	16.0	34	628
2018-23	Chi./Bal.	LB Roquan Smith	19.5	56	713
2012-17	Sea.	LB Bobby Wagner	15.5	38	715
2012-17	T.B.	LB Lavonte David	18.0	87	679
2007-12	S.F.	LB Patrick Willis	17.0	37	727

James is also one of eight players — and the only defensive back — since the turn of the century to post 550 tackles, five interceptions and 15 sacks within the first 80 games of a career.

### PLAYERS WITH 550 TACKLES, FIVE INTERCEPTIONS AND 15 SACKS, FIRST 80 CAREER GAMES, NFL, SINCE 2000

Seasons	Team/s	Player	Sacks	INTs	Tackles
2018-24	LAC	<b>S Derwin James Jr.</b>	<b>15.0</b>	<b>9</b>	<b>585</b>
2018-23	Ind./Phi.	LB Shaquille Leonard	16.0	12	628
2018-23	Chi./Bal.	LB Roquan Smith	19.5	8	713
2012-17	Sea.	LB Bobby Wagner	15.5	7	715
2012-17	T.B.	LB Lavonte David	18.0	10	679
2007-12	S.F.	LB Patrick Willis	17.0	6	727
2007-12	NYJ	LB David Harris	19.5	6	555
2000-05	Chi.	LB Brian Urlacher	32.5	7	640

## MAKING AN IMPACT

**Derwin James Jr.**, eclipsed 500 career tackles in his 67th career game, doing so faster than any defensive back since the turn of the century. In Week 2, James eclipsed 600 career tackles, doing so in his 84th game to tie for the fewest games to reach that mark by a defensive back since 2000.

### FEWEST GAMES TO 500 TACKLES, DEFENSIVE BACKS, NFL, SINCE 2000

Rank	Team/s	Player	Games
1.	LAC	<b>S Derwin James Jr.</b>	<b>67</b>
2.	NYG/Was.	S Landon Collins	68
3.	NYG/Oak./Mia.	S Gibril Wilson	71

### FEWEST GAMES TO 600 TACKLES, DEFENSIVE BACKS, NFL, SINCE 2000

Rank	Team	Player	Games
1.	LAC	<b>S Derwin James Jr.</b>	<b>84</b>
	NYG/Was.	S Landon Collins	84
3.	G.B.	S Morgan Burnett	87
4.	Ari.	S Budda Baker	89



## DERWIN'S PICKS AND SACKS BY PASSER

**Derwin James Jr.**, has recorded 11 interceptions and 19.0 sacks in his career. He has brought down Patrick Mahomes the most, totaling three sacks of the Texas Tech product. Below is a look at his career regular-season sacks and interceptions by passer:

### REGULAR-SEASON CAREER INTs BY PASSER (11)

INTs	Passer	Most Recent INT
1 . . . . .	QB Tyson Bagent	Oct. 29, 2023 vs. Chi.
	QB Derek Carr	Oct. 4, 2021 vs. L.V.
	QB Kirk Cousins	Dec. 1, 2024 at Atl.
	QB Nick Foles	Dec. 26, 2022 at Ind.
	QB Jared Goff	Sept. 23, 2018 at LAR
	QB Drew Lock	Nov. 28, 2021 at Den.
	QB Gardner Minshew II	Dec. 14, 2025 at K.C.
	QB Kyler Murray	Nov. 27, 2022 at Ari.
	QB Ben Roethlisberger	Dec. 2, 2018 at Pit.
	QB Josh Rosen	Nov. 25, 2018 vs. Ari.
	QB Tua Tagovailoa	Oct. 12, 2025 at Mia.

### REGULAR-SEASON CAREER SACKS BY PASSER (19.0)

Sacks	Passer	Most Recent Sack
3.0 . . . . .	QB Patrick Mahomes	Dec. 8, 2024 at K.C.
2.0 . . . . .	QB Drake Maye	Dec. 28, 2024 at N.E.
1.5 . . . . .	QB Baker Mayfield	Oct. 10, 2021 vs. Cle.
1.0 . . . . .	QB Josh Allen	Sept. 16, 2018 at Buf.
	QB C.J. Beathard	Sept. 30, 2018 vs. S.F.
	QB Joe Burrow	Nov. 17, 2024 vs. Cin.
	QB Derek Carr	Sept. 11, 2022 vs. L.V.
	QB Justin Fields	Sept. 22, 2024 at Pit.
	QB Lamar Jackson	Nov. 25, 2024 vs. Bal.
	QB Marcus Mariota	Nov. 6, 2022 at Atl.
	QB Bo Nix	Sept. 21, 2025 vs. Den.
	QB Jarrett Stidham	Dec. 31, 2023 at Den.
	QB Russell Wilson	Oct. 17, 2022 vs. Den.
	QB Bailey Zappe	Dec. 3, 2023 at N.E.
0.5 . . . . .	QB Jaxson Dart	Sept. 28, 2025 at NYG
	QB Dak Prescott	Sept. 19, 2021 vs. Dal.
	QB Geno Smith	Nov. 30, 2025 vs. L.V.



# KHALIL MACK

## RETURN OF THE MACK

Since entering the NFL in 2014, **Khalil Mack** has totaled 113.0 sacks, good for the third-most over that span. He's one of football's top defenders at forcing turnovers, ranking second in forced fumbles (35) and No. 1 in strip-sacks (27) since entering the NFL.

Mack's 264 career hurries lead the league since he entered the NFL in 2014, while his 474 pressures rank No. 2 over that span.

### SACKS, NFL, SINCE 2014

Rank	Team/s	Player	Sacks
1.	Cle.	DE Myles Garrett	124.0
2.	Pit.	LB T.J. Watt	115.0
3.	<b>Oak./Chi./LAC</b>	<b>OLB Khalil Mack</b>	<b>113.0</b>
4.	Min./Hou.	DE Danielle Hunter	111.5
5.	LAR	DT Aaron Donald	111.0

### FORCED FUMBLES, NFL, SINCE 2014

Rank	Team/s	Player	Forced Fum.
1.	Pit.	LB T.J. Watt	36
2.	<b>Oak./Chi./LAC</b>	<b>OLB Khalil Mack</b>	<b>35</b>
3.	T.B.	LB Lavonte David	31
4.	N.E./Ari./L.V.	OLB Chandler Jones	30
5.	LAR	DT Aaron Donald	24

### STRIP-SACKS, NFL, SINCE 2014

Rk.	Team/s	Player	Strip Sacks
1.	<b>Oak./Chi./LAC</b>	<b>OLB Khalil Mack</b>	<b>27</b>
2.	N.E./Ari./L.V.	OLB Chandler Jones	26
3.	Pit.	LB T.J. Watt	25
4.	Cle.	DE Myles Garrett	22
5.	Den./T.B.	OLB Shaquil Barrett	19

### QUARTERBACK HURRIES, NFL, SINCE 2014

Rank	Team/s	Player	Hurries
1.	<b>Oak./Chi./LAC</b>	<b>OLB Khalil Mack</b>	<b>264</b>
2.	Den./LAR/Buf./Was.	OLB Von Miller	218
	N.O.	DE Cameron Jordan	218
4.	LAR	DT Aaron Donald	214
5.	Buf./Hou.	DL Jerry Hughes	204

### DEFENSIVE PRESSURES, NFL, SINCE 2014

Rank	Team/s	Player	Pressures
1.	LAR	DT Aaron Donald	475
2.	<b>Oak./Chi./LAC</b>	<b>OLB Khalil Mack</b>	<b>474</b>
3.	Den./LAR/Buf./Was.	OLB Von Miller	420
4.	N.O.	DE Cameron Jordan	419
5.	Hou./Ari.	DE J.J. Watt	393



## A DECADE-LONG STREAK OF SUCCESS

Since his second year in the NFL in 2015, **Khalil Mack** has recorded at least six sacks in each season. He finished with six sacks in the 2024 season to extend the streak to 10 seasons. The 10 consecutive seasons with six-plus sacks is the longest active streak in the NFL and among the longest in NFL history.

### CONSECUTIVE SEASONS WITH SIX-PLUS SACKS, NFL HISTORY

Rk.	Team/s	Player	Consecutive Seasons
1.	Phi./G.B.	DE Reggie White*	14 (1985-98)
2.	Min./Atl./S.F.	DE Chris Doleman*	13 (1987-99)
3.	Min./Sea.	DT John Randle*	12 (1991-2002)
4.	N.O.	DE Cameron Jordan	11 (2012-22)
	Dal./Den.	OLB DeMarcus Ware*	11 (2005-15)
	K.C.	LB Derrick Thomas*	11 (1989-99)
	Min./Det./N.E.	DT Henry Thomas	11 (1988-98)
	Rai.^/Hou.^/G.B.	DE Sean Jones	11 (1985-95)
	N.O./	OLB Rickey Jackson*	11 (1983-93)
10.	<b>Oak./Chi./LAC</b>	<b>OLB Khalil Mack</b>	<b>10 (2015-24**)</b>
	Cin./Sea.	DE Carlos Dunlap	10 (2012-21)
	Car./Chi./G.B.	DE Julius Peppers*	10 (2008-17)
	K.C./Min.	DE Jared Allen	10 (2004-13)
	Ind.	DE Robert Mathis	10 (2004-13)
	Phx.^/Was.	LB Ken Harvey	10 (1988-97)
	Chi	DE Richard Dent*	10 (1984-93)
	NYG	Lawrence Taylor*	10 (1982-91)

\*Pro Football Hall of Famer

\*\*Active Streak

^Los Angeles Raiders

^^Houston Oilers

^^^Phoenix Cardinals



# KHALIL MACK

## MACK DROPS SIX SACKS IN VICTORY



**Khalil Mack** had a historic performance in the team's 2023 Week 4 win over the Raiders. He set a single-game team record and career high with six sacks, including a pair of strip-sacks. It was the first six-sack performance by any NFL player since 2017 and just the sixth since the stat began being tracked in 1982.

Mack added 10 tackles (eight solo), five tackles for loss, four quarterback hits and a pass defended. He was the only player since at least 2000 to have six sacks and at least 10 tackles in a single game. He was recognized as AFC Defensive Player of the Week for his performance, the fourth weekly award of his career.

Along with his five-sack performance in 2015, Mack joined Hall of Fame LB Derrick Thomas as the only players with multiple games of five or more sacks since the stat started being tracked in 1982.

### SACKS, SINGLE GAME, NFL, SINCE 1982

Rk.	Team	Game	Player	Sacks
1.	K.C.	Nov. 11, 1990 vs. Sea.	LB Derrick Thomas	7.0
2.	LAC	Oct. 1, 2023 vs. L.V.	OLB Khalil Mack	6.0
	Atl.	Nov. 12, 2017 vs. Dal.	DL Adrian Clayborn	6.0
	NYG	Sept. 30, 2007 vs. Phi.	DE Osi Umenyiora	6.0
	K.C.	Sept. 6, 1998 vs. Oak.	LB Derrick Thomas	6.0
	S.F.	Nov. 13, 1983 vs. N.O.	DE Fred Dean	6.0
7.	S.F.	Nov. 19, 2012 vs. Chi.	OLB Aldon Smith	5.5
	Det.	Sept. 4, 1983 at T.B.	DE William Gay	5.5

### SACKS, SINGLE GAME, CHARGERS, SINCE 1982

Rank	Game	Player	Sacks
1.	Oct. 1, 2023 vs. L.V.	OLB Khalil Mack	6.0
	Nov. 16, 1986 vs. Dal.	DE Leslie O'Neal	5.0
3.	Sept. 28, 2025 at NYG	OLB Tuli Tuipulotu	4.0
	Dec. 18, 2011 vs. Bal.	OLB Antwan Barnes	4.0
	Oct. 3, 2010 vs. Ari.	LB Shaun Phillips	4.0
	Oct. 22, 1995 at Sea.	DE Leslie O'Neal	4.0
	Dec. 6, 1992 at Phx.*	DE Leslie O'Neal	4.0
	Dec. 22, 1991 vs. Den.	DE Leslie O'Neal	4.0

\*Phoenix Cardinals

## MACK MAKES HISTORY

**Khalil Mack** eclipsed 12 sacks in 2023, the third season of his career with at least 12 sacks — and with his third franchise. He joined Hall of Famer Kevin Greene as the only two players to have a 12-sack season with three different franchises since the individual sack became an official statistic in 1982.

### PLAYERS WITH 12-SACK SEASON WITH THREE DIFFERENT FRANCHISES, NFL, SINCE 1982

Player	Teams (Seasons)
OLB Khalil Mack	Raiders ('15), Bears ('18), Chargers ('23)
LB Kevin Greene*	Rams ('88-90), Steelers ('93-94), Panthers ('96, '99)

In the Week 10 win over Pittsburgh on *Sunday Night Football*, Mack joined Greene as the only players with at least 35 sacks with three different franchises.

### PLAYERS WITH 35 SACKS WITH THREE DIFFERENT FRANCHISES, NFL, SINCE 1982

Player	Teams (Sacks; Years with Team)
OLB Khalil Mack	Raiders (40.5; 2014-17), Bears (36.0; 2018-21), Chargers (35.0; 2022-Present)
LB Kevin Greene*	Rams (72.5; 1985-92), Steelers (35.5; 1993-95), Car. (41.5; 1996, '98-99)

\*Pro Football Hall of Famer

## MACK TOPS 100 CAREER SACKS

In the 150th regular-season game of his career, **Khalil Mack** eclipsed 100 career sacks in the second quarter on a nine-yard takedown. Mack's 113.0 career sacks rank No. 6 among active NFL players.

### SACKS, ACTIVE NFL PLAYERS

Rank	Team/s	Player	Sacks
1.	Den./LAR/Buf./Was.	OLB Von Miller	136.5
2.	N.O.	DE Cameron Jordan	128.0
3.	Cle.	DE Myles Garrett	124.0
4.	Ari./Jax./Bal./Atl./Mia.	DL Calais Campbell	116.0
5.	Pit.	LB T.J. Watt	115.0
6.	Oak./Chi./LAC	OLB Khalil Mack	113.0
7.	Min./Hou.	DE Danielle Hunter	111.5
8.	NYG/T.B./Bal./N.O./Mia.	DE Jason Pierre-Paul	94.5

# KHALIL MACK

## MACK ATTACK

By setting his career high with 17.0 sacks in 2023, **Khalil Mack** tied for the most sacks in a single season by a Charger since the individual sack began being tracked in 1982.

Mack forced a total of five fumbles in 2023, including four that were strip-sacks. Since forced fumbles began being tracked in 1994, Mack's five tied for the third-most by a Charger in a single season.

### SACKS, SINGLE SEASON, CHARGERS, SINCE 1982

Rank	Season	Player	Sacks
1.	2023	OLB Khalil Mack	17.0
	2006	LB Shawne Merriman	17.0
	1992	DE Leslie O'Neal	17.0
4.	1986	DE Lee Williams	15.0
5.	1989	DE Lee Williams	14.0

### FORCED FUMBLES, SINGLE SEASON, CHARGERS, SINCE 1994

Rank	Season	Player	Forced Fumbles
1.	2021	OLB Joey Bosa	7
	2009	LB Shaun Phillips	7
3.	2023	OLB Khalil Mack	5
	—	Two Other Players	5

## MACK'S PICKS BY PASSER

**Khalil Mack** has picked off three passes, including two that he returned for a touchdown. Below is a look at his career regular-season interceptions by quarterback:

### REGULAR-SEASON CAREER INTs BY PASSER (3)

INTs	Passer	Most Recent INT
1 .....	QB Kirk Cousins	Nov. 16, 2020 vs. Min.
	QB DeShone Kizer	Sept. 9, 2018 at G.B.
	QB Cam Newton	Nov. 27, 2016 vs. Car.

## MACK'S SACKS BY PASSER

**Khalil Mack** has sacked 50 players in the regular season for a total of 113.0 career sacks in the regular season. Below is a list of his career sacks by passer, including the postseason:

### REGULAR-SEASON CAREER SACKS BY PASSER (113.0)

Sacks	Passer	Most Recent Sack
6.5 .....	QB Aaron Rodgers	Nov. 9, 2025 vs. Pit.
6.0 .....	QB Aidan O'Connell	Oct. 1, 2023 vs. L.V.
	QB Brock Osweiler	Nov. 21, 2016 vs. Hou.
	QB Alex Smith	aDec. 10, 2017 at K.C.
5.0 .....	QB Trevor Siemian	Nov. 26, 2017 vs. Den.
4.0 .....	QB Derek Carr	Sept. 11, 2022 L.V.
	QB Kirk Cousins	Dec. 20, 2020 at Min.
	QB Dak Prescott	Oct. 16, 2023 vs. Dal.
3.5 .....	QB Patrick Mahomes	Dec. 14, 2025 at K.C.
	QB Geno Smith	Nov. 30, 2025 vs. L.V.
3.0 .....	QB Tom Brady	Oct. 8, 2020 vs. T.B.
	QB Jared Goff	Oct. 3, 2021 vs. Det.
	QB Daniel Jones	Oct. 19, 2025 vs. Ind.
	QB Josh McCown	Sept. 17, 2017 vs. NYJ
	QB Jameis Winston	Nov. 3, 2024 at Cle.
2.0 .....	QB Sam Bradford	Sept. 23, 2018 at Ari.
	QB Teddy Bridgewater	Oct. 18, 2020 at Car.
	QB Joe Flacco	Sept. 15, 2019 at Den.
	QB Lamar Jackson	Nov. 26, 2023 vs. Bal.
	QB Colin Kaepernick	Dec. 7, 2017 vs. S.F.
	QB Case Keenum	Sept. 23, 2019 at Was.
	QB Jordan Love	Nov. 19, 2023 at G.B.
	QB Marcus Mariota	Nov. 29, 2015 at Ten.
	QB Baker Mayfield	Sept. 26, 2021 at Cle.
	QB Philip Rivers	Oct. 27, 2019 vs. LAC
	QB Matthew Stafford	Nov. 11, 2018 vs. Det.
	QB Russell Wilson	Oct. 17, 2022 vs. Den.
	QB Zach Wilson	Nov. 6, 2023 at NYJ
	QB Bailey Zappe	Dec. 3, 2023 at N.E.
1.5 .....	QB Gardner Minshew II	Sept. 8, 2024 vs. L.V.
1.0 .....	QB Blake Bortles	Oct. 23, 2016 at Jax.
	QB Drew Brees	Nov. 1, 2020 vs. N.O.
	QB Joe Burrow	Sept. 19, 2021 vs. Cin.
	QB Jay Cutler	Oct. 4, 2015 at Chi.
	QB Justin Fields	Sept. 22, 2024 at Pit.
	QB Ryan Fitzpatrick	Sept. 30, 2018 vs. T.B.
	QB Nick Foles	Dec. 26, 2022 at Ind.
	QB Blaine Gabbert	Jan. 7, 2024 vs. K.C.
	QB Jimmy Garoppolo	Nov. 13, 2022 at S.F.
	QB DeShone Kizer	Sept. 9, 2018 at G.B.
	QB Eli Manning	Dec. 2, 2018 at NYG
	QB Drake Maye	Dec. 28, 2024 at N.E.
	QB Davis Mills	Oct. 2, 2022 at Hou.
	QB Cam Newton	Nov. 27, 2016 vs. Car.
	QB Kyle Orton	Dec. 21, 2014 vs. Buf.
	QB Spencer Rattler	Oct. 27, 2024 vs. N.O.
	QB Jarrett Stidham	Dec. 31, 2023 at Den.
	QB Tyrod Taylor	Dec. 4, 2016 vs. Buf.
	QB Deshaun Watson	Dec. 13, 2020 vs. Hou.
	QB Carson Wentz	Oct. 23, 2025 vs. Min.
0.5 .....	QB Matt Ryan	Sept. 27, 2020 at Atl.

### POSTSEASON CAREER SACKS BY PASSER (3.0)

Sacks	Passer	Most Recent Sack
2.0 .....	QB C.J. Stroud	Jan. 11, 2025 at Hou.*
1.0 .....	QB Trevor Lawrence	Jan. 14, 2023 at Jax.*

\*AFC Wild Card

# DAIYAN HENLEY



## TOUGH AS NAILS

In the team's Week 2 win in Las Vegas, **Daiyan Henley** was a late addition to the injury report. Despite battling an illness, he forced a turnover on downs with an 11-yard sack and had one of the team's three interceptions, while also adding 10 tackles (seven solo), two tackles for loss, a QB hit and two passes defended. With the performance, Henley became the sixth player in the last 10 seasons to have 10 tackles, a sack, an interception and multiple pass breakups in a single game.

### PLAYERS WITH 10 TACKLES, A SACK, AN INTERCEPTION AND MULTIPLE PASSES DEFENSED, SINGLE GAME, NFL, SINCE 2016

Game	Tm.	Player	Tkls.	Scks.	INTs	PD
Sept. 15, 2025 at L.V.	LAC	LB D.Henley	10	1.0	1	2
Sept. 12, 2021 vs. NYJ	Car.	LB S.Thompson	10	1.0	1	2
Dec. 6, 2020 at Min.	Jax.	LB J.Schobert	12	1.0	1	2
Nov. 14, 2019 vs. Pit.	Cle.	LB J.Schobert	10	1.0	2	4
Nov. 10, 2019 vs. Mia.	Ind.	LB S.Leonard	13	1.0	1	2
Dec. 2, 2018 vs. S.F.	Sea.	LB B.Wagner	12	1.0	1	2
Dec. 11, 2016 vs. NYJ	S.F.	S J.Ward	10	1.0	1	3

## IMPACT ACROSS THE BOARD

This season, **Daiyan Henley** has made his presence felt across the defense, totaling 84 tackles, 3.5 sacks, two picks and five pass breakups. He's one of five NFL players this season to record 80 tackles, multiple sacks, multiple interceptions and five passes defended.

### PLAYERS WITH 80 TACKLES, MULTIPLE SACKS, MULTIPLE INTERCEPTIONS AND FIVE PASSES DEFENSED, NFL, 2025

Rk.	Team	Player	Sacks	PDs	INTs	Tackles
1.	Phi.	LB Zack Baun	3.5	7	2	108
2.	Cin.	LB Demetrius Knight Jr.	2.0	6	2	94
3.	Cle.	LB Devin Bush	2.0	7	2	92
4.	LAC	LB Daiyan Henley	3.5	5	2	84
5.	LAC	S Derwin James Jr.	2.0	6	2	80

## HENLEY GETS DOUBLE DIGITS

**Daiyan Henley** recorded nine games with 10-plus tackles in 2024, tied for the most in the NFL that season.

### MOST GAMES WITH 10-PLUS TACKLES, NFL, 2024

Rank	Team	Player	Games
1.	LAC	LB Daiyan Henley	9
	Bal.	LB Roquan Smith	9
	Atl.	LB Kaden Ellis	9
4.	Ind.	LB Zaire Franklin	8
	Ind.	LB E.J. Speed	8
	L.V.	LB Robert Spillane	8
	Phi.	LB Zack Baun	8

Six of Henley's 10-tackle performances in 2024 were in consecutive games, the longest such streak in the NFL that season and setting the longest streak by a Charger since the turn of the century.

### CONSECUTIVE GAMES WITH 10-PLUS TACKLES, NFL, 2024

Rk.	Team	Player	Consec. Games (Dates)
1.	LAC	LB Daiyan Henley	6 (Oct. 27, 2024-Dec. 1, 2024)
2.	L.V.	LB Robert Spillane	5 (Sept. 8, 2024-Oct. 6, 2024)
3.	Atl.	LB Kaden Elliss	4 (Oct. 20, 2024-Nov. 10, 2024)
	Buf.	LB Dorian Williams	4 (Sept. 12, 2024-Oct. 6, 2024)
	Ind.	LB E.J. Speed	4 (Sept. 8, 2024-Sept. 29, 2024)
	Phi.	LB Nakobe Dean	4 (Dec. 10, 2024-Present)

### CONSECUTIVE GAMES WITH 10-PLUS TACKLES, CHARGERS, SINCE 2000

Rk.	Player	Dates	Consec. Games
1.	LB Daiyan Henley	Oct. 27, 2024-Dec. 1, 2024	6
2.	LB Donnie Edwards	Nov. 16, 2003-Dec. 7, 2003	4
3.	LB Drue Tranquill	Dec. 18, 2022-Jan. 1, 2023	3
	LB Kyzir White	Nov. 28, 2021-Dec. 12, 2021	3
	LB Kyzir White	Sept. 27, 2020-Oct. 12, 2020	3
	—	Eight Other Streaks	3

# DAIYAN HENLEY

## DAIYAN AN ELITE DEFENDER

In a breakout campaign, Henley finished tied for No. 11 in the NFL with his team-high 142 tackles. His versatility against the run and pass was on display, as Henley was the **only NFL player in 2024 to record at least 120 tackles and more than seven passes defended**. Henley's 142 tackles were the seventh-most by a Charger in a single season since the turn of the century.

TACKLES, NFL, 2024			
Rank	Team	Player	Tackles
1.	Ind.	LB Zaire Franklin	173
2.	Ari.	S Budda Baker	164
3.	L.V.	LB Robert Spillane	158
4.	Bal.	LB Roquan Smith	154
	NYJ	LB Jamien Sherwood	154
6.	Atl.	ILB Kaden Ellis	150
	Phi.	LB Zach Baun	150
8.	Ind.	S Nick Cross	145
9.	Cin.	LB Germaine Pratt	143
	Mia.	LB Jordyn Brooks	143
11.	LAC	LB Daiyan Henley	142
	Ind.	LB E.J. Speed	142

## PLAYERS WITH 135 TACKLES AND FIVE PASSES DEFENSED, NFL, 2024

Rank	Team	Player	Passes Def.	Tackles
1.	Ind.	LB Zaire Franklin	6	173
2.	Ari.	S Budda Baker	5	164
3.	L.V.	LB Robert Spillane	7	158
4.	Ind.	S Nick Cross	5	145
5.	Cin.	LB Germaine Pratt	6	143
	Mia.	LB Jordyn Brooks	6	143
11.	LAC	LB Daiyan Henley	8	142
	Ind.	LB E.J. Speed	5	142
9.	N.O.	LB Demario Davis	7	136

## TACKLES, SINGLE SEASON, CHARGERS, SINCE 2000

Rank	Season	Player	Tackles
1.	2003	LB Donnie Edwards	162
2.	2005	LB Donnie Edwards	154
3.	2004	LB Donnie Edwards	152
4.	2022	LB Drue Tranquill	144
	2021	LB Kyzir White	144
6.	2006	LB Donnie Edwards	143
7.	2024	LB Daiyan Henley	142
8.	2002	LB Donnie Edwards	129



## HENLEY MAKES AN IMPACT

In the team's Week 10 win in 2024, **Daiyan Henley** led the defense with 14 tackles and recorded the first sack of his career. He also added a tackle on special teams. Henley's performance was the 10th in the NFL since the beginning of the 2020 season with at least 10 tackles, a sack and a special teams tackle in a single game.

## PLAYERS WITH 10 TACKLES, A SACK AND A SPECIAL TEAMS TACKLE, SINGLE GAME, NFL, SINCE 2020

Game	Tm.	Player	Tkls.	Scks.	ST Tkl.
Dec. 1, 2025 at N.E.	NYG	LB Z.Barnes	11	0.5	1
Nov. 16, 2025 vs. Car.	Atl.	LB R.Harrison	10	1.0	1
Jan. 5, 2025 at Dal.	Was.	S J.Chinn	12	1.0	1
Dec. 15, 2024 vs. Bal.	NYG	S D.Belton	14	1.0	1
Nov. 10, 2024 vs. Ten.	LAC	LB D.Henley	14	1.0	1
Nov. 20, 2022 vs. LAR	N.O.	LB K.Elliss	11	1.5	1
Sept. 11, 2022 vs. Phi.	Det.	S T.Walker	11	1.0	2
Dec. 5, 2021 vs. Ind.	Hou.	LB K.Grugier-Hill	19	1.0	1
Jan. 3, 2021 vs. Min.	Det.	S T.Walker	11	1.0	2
Jan. 3, 2021 at Den.	L.V.	LB N.Morrow	10	1.0	1
Dec. 13, 2020 vs. Min.	T.B.	S A.Winfield	11	1.0	1
Nov. 22, 2020 at Cle.	Phi.	LB A.Singleton	11	1.0	1
Nov. 1, 2020 vs. Dal.	Phi.	LB T.Edwards	12	1.0	1
Oct. 11, 2020 vs. Was.	LAR	LB T.Reeder	10	3.0	1



# TULI TUIPULOTU

## TULI SETS CAREER HIGH



**Tuli Tuipulotu** put forth a career performance in Week 4, setting career highs in total tackles (nine), solo stops (six), sacks (four), QB hits (five) and tackles for loss (five), while adding a forced fumble. His four sacks tied for the third-most sacks in a single game in franchise history. Tuipulotu became the eighth player since 2010 to have three sacks, five tackles for loss and five pressures in a single game.

### SACKS, SINGLE GAME, CHARGERS, SINCE 1982

Rank	Game	Player	Sacks
1.	Oct. 1, 2023 vs. L.V.	OLB Khalil Mack	6.0
2.	Nov. 16, 1986 vs. Dal.	DE Leslie O'Neal	5.0
3.	Sept. 28, 2025 at NYG	OLB Tuli Tuipulotu	4.0
	Dec. 18, 2011 vs. Bal.	OLB Antwan Barnes	4.0
	Oct. 3, 2010 vs. Ari.	LB Shaun Phillips	4.0
	Oct. 22, 1995 at Sea.	DE Leslie O'Neal	4.0
	Dec. 6, 1992 at Phx.*	DE Leslie O'Neal	4.0
	Dec. 22, 1991 vs. Den.	DE Leslie O'Neal	4.0

\*Phoenix Cardinals

### PLAYERS WITH THREE SACKS, FIVE TACKLES FOR LOSS AND FIVE PRESSURES, SINGLE GAME, NFL, SINCE 2010

Game	Tm.	Player	Scks.	TFL	Pres.
Nov. 16, 2025 vs. Bal.	Cle.	DE M.Garrett	4.0	5	7
Oct. 26, 2025 at N.E.	Cle.	DE M.Garrett	5.0	5	5
Sept. 28, 2025 at NYG	LAC	OLB T.Tuipulotu	4.0	5	8
Oct. 1, 2023 vs. L.V.	LAC	OLB K.Mack	6.0	5	6
Nov. 29, 2020 at Buf.	LAC	OLB J.Bosa	3.0	6	5
Dec. 23, 2019 at Min.	G.B.	LB Z.Smith	3.5	5	6
Oct. 21, 2018 at S.F.	LAR	DT A.Donald	4.0	6	5
Dec. 13, 2015 at Den.	Oak.	DE K.Mack	5.0	5	9
Dec. 16, 2012 vs. Ind.	Hou.	DE J.Watt	3.0	6	6
Nov. 27, 2011 at Jax.	Hou.	OLB C.Barwin	4.0	5	11
Oct. 30, 2011 at Phi.	Dal.	LB D.Ware	4.0	5	5

## A LEAGUE LEADER

In 2025, **Tuli Tuipulotu** is among the NFL's most productive pass rushers. His 12.0 sacks are tied for the fifth-most in the NFL, while he ranks No. 3 among all players with 16 tackles for loss.

### SACKS, NFL, 2025

Rank	Team	Player	Sacks
1.	Cle.	DE Myles Garrett	21.5
2.	NYG	OLB Brian Burns	13.0
3.	Den.	OLB Nik Bonitto	12.5
	G.B.	LB Micah Parsons	12.5
5.	LAC	OLB Tuli Tuipulotu	12.0
	Hou.	DE Danielle Hunter	12.0
7.	Ari.	LB Josh Sweat	11.0
	LAR	OLB Byron Young	11.0
9.	Hou.	DE Will Anderson Jr.	10.5
10.	L.V.	DE Maxx Crosby	10.0

### TACKLES FOR LOSS, NFL, 2025

Rank	Team	Player	Tackles for Loss
1.	Cle.	DE Myles Garrett	32
2.	L.V.	DE Maxx Crosby	26
3.	LAC	OLB Tuli Tuipulotu	19
4.	NYG	OLB Brian Burns	18
5.	Hou.	DE Will Anderson Jr.	16
6.	Min.	LB Eric Wilson	15
7.	Ten.	DT Jeffery Simmons	14
8.	Den.	OLB Nik Bonitto	13
9.	Ari.	LB Josh Sweat	12
	Chi.	OLB Montez Sweat	12
	G.B.	LB Micah Parsons	12
	Hou.	DE Danielle Hunter	12
	Mia.	LB Jordyn Brooks	12
	Pit.	LB Nick Herbig	12

## TULI KEEPS UP THE PRESSURE

**Tuli Tuipulotu** continued his stellar season with a dominant performance in the Week 13 victory over Las Vegas. He became the only player in 2025 to have multiple sacks, four tackles for loss and a pass breakup in the same game. It's the sixth such performance in the NFL since he entered the professional ranks in 2023.

In addition to the defensive performance, Tuipulotu added a tackle on special teams, becoming the second player in the last 15 years to have multiple sacks, four tackles for loss, a pass breakup and a special teams tackle in the same game.

### PLAYERS WITH MULTIPLE SACKS, FOUR TACKLES FOR LOSS AND A PASS DEFENSED, SINGLE GAME, NFL, SINCE 2023

Game	Tm.	Player	Scks.	TFL	PD
Nov. 30, 2025 vs. L.V.	LAC	OLB T.Tuipulotu	2.0	2	1
Nov. 3, 2024 vs. L.V.	Cin.	DE T.Hendrickson	4.0	4	1
Oct. 20, 2024 vs. Hou.	G.B.	LB E.Wilson	2.0	4	1
Oct. 13, 2024 at N.E.	Hou.	DE W.Anderson	3.0	4	1
Sept. 15, 2024 at Bal.	L.V.	DE M.Crosby	2.0	4	1
Oct. 1, 2023 vs. L.V.	LAC	OLB K.Mack	6.0	5	1

# TULI TUIPULOTU

## REMEMBER, REMEMBER TULI IN NOVEMBER

**Tuli Tuipulotu** has been one of the NFL's most disruptive pass rushers during the month of November over the last two years. This season, he recorded four sacks during the month, giving him a total of 10.0 sacks over the last two Novembers, tying for the fourth-most in the NFL.

### SACKS LEADERS, NOVEMBER, NFL, SINCE 2024

Rank	Team/s	Player	Sacks
1.	Cle.	DE Myles Garrett	15.0
2.	Hou.	DE Danielle Hunter	12.0
3.	Dal./G.B.	LB Micah Parsons	11.5
4.	LAC	OLB Tuli Tuipulotu	10.0
	Phi./Ari.	LB Josh Sweat	10.0
6.	Hou.	DE Will Anderson Jr.	7.5
	Jax.	DE Josh Hines-Allen	7.5

The former Pac-12 Defensive Player of the Year led the NFL in November 2024 with six sacks and 10 quarterback hits. With six tackles for loss during the month, Tuipulotu was just the fifth player in the last 10 seasons to have five sacks, 10 quarterback hits and five tackles for loss during a single November.

### SACKS LEADERS, NOVEMBER, NFL, 2024

Rank	Team	Player	Sacks
1.	LAC	OLB Tuli Tuipulotu	6.0
	Cle.	DE Myles Garrett	6.0
3.	Dal.	LB Micah Parsons	5.5
4.	Hou.	DE Danielle Hunter	5.0
	LAR	DE Braden Fiske	5.0

### QUARTERBACK HITS LEADERS, NOVEMBER, NFL, 2024

Rank	Team	Player	QB Hits
1.	LAC	OLB Tuli Tuipulotu	10
2.	Bal.	OLB Oafe Oweh	9
	Cin.	DE Trey Hendrickson	9
	Dal.	DT Osa Odighizuwa	9
	Dal.	LB Micah Parsons	9
6.	—	Three Other Players	8

### PLAYERS WITH FIVE SACKS, 10 QUARTERBACK HITS AND FIVE TACKLES FOR LOSS, SINGLE NOVEMBER, NFL, SINCE 2015

Month	Team	Player	Sks	QB Hits	TFLs
Nov. 2024	LAC	OLB Tuli Tuipulotu	6.0	10	6
Nov. 2021	Dal.	LB Micah Parsons	6.5	12	8
Nov. 2020	N.O.	DE Cameron Jordan	5.0	10	6
Nov. 2019	NYJ	S Jamal Adams	6.5	10	5
Nov. 2015	Hou.	DE J.J. Watt	7.5	26	9

## TULI'S STREAK OF MULTI-SACK GAMES



In three-straight games during the team's four-game winning streak in November 2024, **Tuli Tuipulotu** recorded multiple sacks. He was the second NFL player this season and fourth Charger since sacks became an official statistic in 1982 to have three-straight games with multiple sacks. Tuipulotu was just the eighth player to have a three-game multi-sack streak within the first two seasons of a career since sacks became an official stat in 1982.

### CONSECUTIVE MULTI-SACK GAMES, CHARGERS, SINCE 1982

Rk.	Player	Dates	Consec. Games
1.	OLB Tuli Tuipulotu	Nov. 3, 2024-Nov. 17, 2024	3
	OLB Khalil Mack	Nov. 19, 2023-Dec. 3, 2023	3
	OLB Joey Bosa	Oct. 20, 2019-Nov. 3, 2019	3
	LB Shawne Merriman	Oct. 29, 2006-Dec. 10, 2006	3

### CONSECUTIVE MULTI-SACK GAMES, NFL, 2024

Rk.	Team	Player	Consec. Games (Dates)
1.	LAC	OLB Tuli Tuipulotu	3 (Nov. 3, 2024-Nov. 17, 2024)
	Bal.	OLB Kyle Van Noy	3 (Sept. 15, 2024-Sept. 29, 2024)

## TULI IMPACTS TWO PHASES

In the team's Week 9 victory in 2024, **Tuli Tuipulotu** recorded 2.5 sacks on defense and a pair of special teams tackles, becoming the first NFL player since 2020 and fifth since 2015 to have multiple sacks and multiple special teams tackles in the same game.

### PLAYERS WITH MULTIPLE SACKS AND MULTIPLE SPECIAL TEAMS TACKLES, SINGLE GAME, NFL, SINCE 2015

Game	Tm.	Player	Scks.	ST Tkl.
Nov. 2, 2025 at Det.	Min.	LB Eric Wilson	2.0	2
Nov. 3, 2024 at Cle.	LAC	OLB Tuli Tuipulotu	2.5	2
Dec. 20, 2020 vs. Phi.	Ari.	LB Dennis Gardeck	2.0	2
Oct. 15, 2017 vs. Chi.	Bal.	LB Matthew Judon	2.0	2
Dec. 18, 2016 vs. Cle.	Buf.	LB Lorenzo Alexander	1.5	3
Dec. 6, 2015 at Oak.	K.C.	LB Frank Zombo	2.0	3

# CAMERON DICKER



## PINPOINT ACCURACY

**Cameron Dicker** has made 125-of-133 career field goal attempts. His field goal percentage of 94.0 is the best in NFL history by a player with at least 100 attempts.

### FIELD GOAL PCT., MIN. 100 ATTEMPTS, NFL HISTORY

Rank	Team/s	Player	Field Goal Pct. (Made-Att.)
1.	Phi./LAC	<b>K Cameron Dicker</b>	<b>94.0 (125-133)</b>
2.	Four Teams*	K Eddy Pineiro	90.1 (136-151)
3.	Dal.	K Brandon Aubrey	89.2 (107-120)
4.	Bal.	K Justin Tucker	89.1 (417-468)
5.	K.C.	K Harrison Butker	88.3 (242-274)

\*Bears, Jets, Panthers, 49ers

## FAB FIVE

In the Week 14 victory over Philadelphia on *Monday Night Football*, **Cameron Dicker** converted all five field goal attempts, making him the first player in 2025 to have multiple games with at least five made field goals. He now has four such games in his career, tied for the most in the NFL since entering the professional ranks in 2022

### MOST GAMES WITH FIVE MADE FIELD GOALS, NFL, SINCE 2022

Rank	Team/s	Player	Games
1.	LAC	<b>K Cameron Dicker</b>	<b>4</b>
	N.E./Ten.	K Nick Folk	4
3.	Den.	K Wil Lutz	3
	Sea.	K Jason Myers	3
5.	—	Seven Other Players	2

## IN THE RECORD BOOKS

**Cameron Dicker** eclipsed 100 career attempts with the Chargers, becoming eligible for the team record books. While with the Bolts, he has made 123-of-131 field goals, good for a team-record 93.9 field goal percentage.

### FIELD GOAL PCT., MIN. 100 ATTEMPTS, CHARGERS HISTORY

Rank	Seasons	Player	Field Goal Pct. (Made-Att.)
1.	<b>2022-Present</b>	<b>K Cameron Dicker</b>	<b>93.9 (123-131)</b>
2.	2004-12	K Nate Kaeding	87.0 (113-180)
3.	2011-14, '17	K Nick Novak	84.6 (67-110)
4.	1990-2000	K John Carney	81.6 (160-261)

Dicker made a career-best 39 field goals in 2024, setting a single-season franchise record. His 150 points scored that season were the most in a single season by a kicker in team history, trailing only Hall of Fame RB LaDainian Tomlinson's all-time 2006 season in which he set an NFL record with 186 points.

This year, Dicker is knocking on the door of setting more single-season records, currently has the second-best single-season field goal percentage (min. 15 att.) and tied for the second-most made field goals in a season.

### FIELD GOAL PCT., MIN. 15 ATTEMPTS, SINGLE SEASON, CHARGERS HISTORY

Rank	Season	Player	Field Goal Pct. (Made-Att.)
1.	<b>2022</b>	<b>K Cameron Dicker</b>	<b>95.0 (19-20)</b>
2.	<b>2025</b>	<b>K Cameron Dicker</b>	<b>94.4 (34-36)</b>
3.	<b>2023</b>	<b>K Cameron Dicker</b>	<b>93.9 (31-33)</b>
4.	2018	K Michael Badgley	93.8 (15-16)
5.	2024	K Cameron Dicker	92.9 (39-42)

### MADE FIELD GOALS, SINGLE SEASON, CHARGERS HISTORY

Rank	Season	Player	Made Field Goals
1.	<b>2024</b>	<b>K Cameron Dicker</b>	<b>39</b>
2.	<b>2025</b>	<b>K Cameron Dicker</b>	<b>34</b>
	2013	K Nick Novak	34
	1994	K John Carney	34
5.	2009	K Nate Kaeding	32
6.	<b>2023</b>	<b>K Cameron Dicker</b>	<b>31</b>
	1999	K John Carney	31
	1993	K John Carney	31

### MOST POINTS SCORED, KICKERS, SINGLE SEASON, CHARGERS HISTORY

Rank	Season	Player	Points Scored
1.	<b>2024</b>	<b>K Cameron Dicker</b>	<b>150</b>
2.	2009	K Nate Kaeding	146
3.	2013	K Nick Novak	144
4.	2006	K Nate Kaeding	136
	1994	K John Carney	135



# CAMERON DICKER

## CLUTCH IN CRUNCH TIME

In the Week 6 win at Miami, **Cameron Dicker** tied a single-game career high with five made field goals, totaling a career-best 17 points on the day. The final of his five made field goals put the Bolts in front with nine seconds remaining. It marked the fourth game-winning field goal of his career with less than 10 seconds remaining in the fourth quarter or overtime, tying for the most in the NFL since he came into the league in 2022.

### GAME-WINNING FIELD GOALS, FOURTH QUARTER OR OVERTIME, LESS THAN 10 SECONDS REMAINING, NFL, SINCE 2022

Rank	Team/s	Player	Game-Winning FG
1.	Phi./LAC	<b>K Cameron Dicker</b>	4
	Atl.	K Younghoe Koo	4
	Car./S.F.	K Eddy Pineiro	4
	N.O./Den.	K Wil Lutz	4
5.	—	Three Other Players	3

## DICKER MAKES HISTORY

One season after making NFL history, **Cameron Dicker** tied his career long and franchise record with a 59-yard field goal in the Week 10 win over Pittsburgh on *Sunday Night Football*. He made a 56-yader in Week 13 and now has seven made field goals of 55-plus yards, accounting for seven of the 10 longest made field goals in franchise history.

Dicker's 2024 season saw him make history in the Week 16 home victory over Denver on *Thursday Night Football*. At the end of the first half, Dicker attempted a fair catch free kick field goal after a fair catch on the previous play and drilled the 57-yard attempt.

The kick is believed to be the longest fair catch free kick field goal in NFL history and first make since K Ray Wersching, who made a 45-yard attempt for the Bolts in 1976. The last confirmed fair catch free kick field goal attempt was in 2019.

### LONGEST MADE FIELD GOAL, CHARGERS HISTORY

Rank	Game	Player	Distance
1.	<b>Nov. 9, 2025 vs. Pit.</b>	<b>K Cameron Dicker</b>	<b>59 yards</b>
	<b>Oct. 21, 2024 at Ari.</b>	<b>K Cameron Dicker</b>	<b>59 yards</b>
	Dec. 9, 2018 vs. Cin.	K Michael Badgley	59 yards
3.	<b>Dec. 19, 2024 vs. Den.</b>	<b>K Cameron Dicker</b>	<b>57 yards*</b>
	Dec. 21, 2008 at T.B.	K Nate Kaeding	57 yards
5.	<b>Nov. 30, 2025 vs. L.V.</b>	<b>K Cameron Dicker</b>	<b>56 yards</b>
6.	<b>Oct. 5, 2025 vs. Was.</b>	<b>K Cameron Dicker</b>	<b>55 yards</b>
	Nov. 6, 2023 at NYJ	K Cameron Dicker	55 yards
	Oct. 22, 2023 at K.C.	K Cameron Dicker	55 yards
	Nov. 29, 2009 vs. K.C.	K Nate Kaeding	55 yards

\*Fair Catch Free Kick Field Goal



## THREE TIMES THIRTY

With 34 made field goals in 2025, **Cameron Dicker** has eclipsed 30 made field goals for the third consecutive season, becoming the seventh player in NFL history to have a three-year streak with at least 30 field goals.

Dicker is just one made field goal away from having back-to-back seasons with 35-plus made attempts, becoming the fourth player in history to do so.

### CONSECUTIVE SEASONS WITH 30 MADE FIELD GOALS, NFL HISTORY

Rank	Team/s	Player	Consecutive Seasons
1.	Bal.	K Justin Tucker	4 (2015-18)
	Phi./S.F.	K David Akers	4 (2008-11)
3.	<b>LAC</b>	<b>K Cameron Dicker</b>	<b>3 (2023-Present)</b>
	Bal.	K Justin Tucker	3 (2021-23)
	L.V.	K Daniel Carlson	3 (2020-22)
	N.E.	K Stephen Gostkowski	3 (2013-15)
	Oak.	K Sebastian Janikowski	3 (2010-12)
	Was.	K Chip Lohmiller	3 (1990-92)

## DICKER KICKS CONSISTENTLY

**Cameron Dicker** has made 104 of his 106 career field goal attempts from less than 50 yards out. His 98.1 percentage on field goals from less than 50 yards is the best by any NFL kicker in at least the last 30 seasons (min. 50 attempts of less than 50 yards).

### FIELD GOAL PCT., LESS THAN 50-YARD ATTEMPTS, MIN. 50 ATTEMPTS, NFL, SINCE 1991

Rk.	Team/s	Player	Field Goal Pct. (Made-Att.)
1.	<b>Phi./LAC</b>	<b>K Cameron Dicker</b>	<b>98.1 (104-106)</b>
2.	Bal.	K Justin Tucker	94.9 (353-372)
3.	K.C.	K Harrison Butker	93.3 (209-224)
4.	Eight Teams*	K Matthew Wright	93.0 (53-57)
5.	Five Teams^	K Matt Gay	92.6 (150-162)

\*Steelers, Jaguars, Chiefs, Panthers, 49ers, Titans, Commanders, Texans

^Buccaneers, Rams, Colts, Commanders, 49ers



# CAMERON DICKER'S KICKS BY VENUE & SURFACE

## REGULAR-SEASON KICKING BY VENUE

Stadium*	GP	FGM	FGA	Pct.	1-19	20-29	30-39	40-49	50+	Lg	XPM	XPA	Pts
Acrisure Stadium . . . . .	1	1	1	100.0	0-0	1-1	0-0	0-0	0-0	28	1	1	4
Allegiant Stadium . . . . .	4	8	10	80.0	0-0	2-2	5-5	1-1	0-2	49	9	9	33
Bank of America Stadium . . . . .	1	2	2	100.0	0-0	0-0	0-0	2-2	0-0	46	2	3	8
Corinthians Arena . . . . .	1	2	2	100.0	0-0	0-0	2-2	0-0	0-0	39	3	3	9
Empower Field at Mile High . . . . .	3	8	9	88.9	0-0	1-1	3-3	2-2	2-3	52	4	4	28
EverBank Stadium . . . . .	1	2	2	100.0	0-0	0-0	0-0	2-2	0-0	46	0	0	6
GEHA Field at Arrowhead Stadium . . . . .	3	5	5	100.0	0-0	1-1	1-1	2-2	1-1	55	5	5	20
Gillette Stadium . . . . .	2	6	6	100.0	0-0	1-1	4-4	1-1	0-0	41	4	4	22
Hard Rock Stadium . . . . .	1	5	5	100.0	0-0	1-1	4-4	0-0	0-0	35	2	2	17
Huntington Bank Field . . . . .	1	0	1	0.0	0-0	0-0	0-0	0-1	0-0	—	3	4	3
Lambeau Field . . . . .	1	2	2	100.0	0-0	2-2	0-0	0-0	0-0	26	2	2	8
Levi's Stadium . . . . .	1	3	3	100.0	0-0	1-1	0-0	2-2	0-0	47	1	1	10
Lucas Oil Stadium . . . . .	1	2	2	100.0	0-0	2-2	0-0	0-0	0-0	24	2	2	8
Mercedes-Benz Stadium . . . . .	2	5	5	100.0	0-0	0-0	3-3	1-1	1-1	51	2	2	17
MetLife Stadium . . . . .	2	3	3	100.0	0-0	0-0	1-1	1-1	1-1	55	4	4	13
Nissan Stadium . . . . .	2	5	5	100.0	0-0	2-2	2-2	0-0	1-1	52	4	4	19
SoFi Stadium . . . . .	28	58	61	95.1	1-1	11-11	11-11	22-23	13-15	59	65	66	239
State Farm Stadium . . . . .	3	8	8	100.0	0-0	3-3	0-0	3-3	2-2	59	4	4	13
U.S. Bank Stadium . . . . .	1	0	1	0.0	0-0	0-0	0-0	0-0	0-1	—	4	4	4
<b>Totals . . . . .</b>	<b>59</b>	<b>125</b>	<b>133</b>	<b>94.0</b>	<b>1-1</b>	<b>28-28</b>	<b>36-36</b>	<b>39-41</b>	<b>21-27</b>	<b>59</b>	<b>121</b>	<b>124</b>	<b>496</b>
Artificial Surfaces . . . . .	39	81	85	95.3	1-1	16-16	21-21	27-28	16-19	59	87	89	330
Grass Surfaces . . . . .	20	44	48	91.7	0-0	12-12	15-15	12-13	5-8	59	34	35	166

## POSTSEASON KICKING BY VENUE

Stadium*	GP	FGM	FGA	Pct.	1-19	20-29	30-39	40-49	50+	Lg	XPM	XPA	Pts
EverBank Stadium . . . . .	1	3	4	75.0	0-0	2-2	0-0	0-1	1-1	50	3	3	12
NRG Stadium . . . . .	1	2	2	100.0	0-0	0-0	2-2	0-0	0-0	39	0	1	6
<b>Totals . . . . .</b>	<b>2</b>	<b>5</b>	<b>6</b>	<b>83.3</b>	<b>0-0</b>	<b>2-2</b>	<b>2-2</b>	<b>0-1</b>	<b>1-1</b>	<b>50</b>	<b>3</b>	<b>3</b>	<b>18</b>
Artificial Surfaces . . . . .	1	2	2	100.0	0-0	0-0	2-2	0-0	0-0	39	0	1	6
Grass Surfaces . . . . .	1	3	4	75.0	0-0	2-2	0-0	0-1	1-1	50	3	3	12

\*Current or most recent name of venue when operational

## OTHER PLAYER NOTES

### JOHNSTON HAULS IN SCORES

WR **Quentin Johnston** ranks tied for seventh in the NFL and the second-most in the AFC with seven touchdown grabs in 2025. Last season, he scored a career-high eight receiving touchdowns. Johnston's 15 touchdowns since the start of the 2024 season are tied for No. 6 in the NFL over that span.

#### RECEIVING TOUCHDOWNS, NFL, 2025

Rank	Team	Player	Receiving Touchdowns
1.	LAR	WR Davante Adams	14
2.	Det.	WR Amon-Ra St. Brown	11
3.	Ari.	TE Trey McBride	10
4.	Cin.	WR Tee Higgins	9
	Phi.	TE Dallas Goedert	9
	Sea.	WR Jaxon Smith-Njigba	9
7.	Dal.	WR George Pickens	8
8.	LAC	WR <b>Quentin Johnston</b>	7
	Dal.	TE Jake Ferguson	7
	Det.	WR Jameson Williams	7
	Ind.	WR Michael Pittman Jr.	7
	Phi.	WR A.J. Brown	7
	S.F.	WR Jauan Jennings	7
14.	—	16 Other Players	6

#### RECEIVING TOUCHDOWNS, NFL, SINCE 2024

Rank	Team/s	Player	Receiving Touchdowns
1.	Det.	WR Amon-Ra St. Brown	23
2.	Cin.	WR Ja'Marr Chase	22
	L.V./NYJ/LAR	WR Davante Adams	22
4.	Cin.	WR Tee Higgins	19
5.	Bal.	TE Mark Andrews	16
	Was.	WR Terry McLaurin	16
7.	LAC	WR <b>Quentin Johnston</b>	15
	Atl.	WR Drake London	15
	Sea.	WR Jaxon Smith-Njigba	15
10.	—	Four Other Players	13

### PHILLIPS SPECIAL ON TEAMS

In his first season with the Bolts, LB **Del'Shawn Phillips** has made a lasting impact on special teams, ranking tied for No. 2 in the NFL with 19 special teams tackles. Phillips' 2025 campaign ranks tied for the third-most special teams stops in a single season by a Charger since 2000, just one shy tying of RB Mike Tolbert (2009) and S Clinton Hart (2006).

#### SPECIAL TEAMS TACKLES, NFL, 2025

Rank	Team	Player	Special Teams Tackles
1.	Den.	S Devon Key	22
2.	LAC	LB <b>Del'Shawn Phillips</b>	19
	Buf.	LB Joe Andreessen	19
4.	Dal.	TE Brevyn Spann-Ford	18
	Hou.	LB Jake Hansen	18
	S.F.	LB Luke Gifford	18

### GADSDEN MAKES HIS MARK



In Week 7, rookie **TE Oronde Gadsden** set a career high with 164 receiving yards on seven grabs (23.4 avg.), also hauling in the first touchdown of his career. His 164 yards were the second-most by a rookie tight end since the 1970 NFL-AFL Merger. Gadsden's efforts were recognized by fans, as they voted him the Pepsi Zero Sugar Rookie of the Week for his performance.

#### MOST RECEIVING YARDS, ROOKIES TIGHT ENDS, SINGLE GAME, NFL, SINCE 1970

Rk.	Team	Game	Player	Rec. Yds
1	NYG	Oct. 13, 1985 at Cin.	TE Mark Bavaro	176
2.	LAC	Oct. 19, 2025 vs. Ind.	TE <b>Oronde Gadsden</b>	164
3.	Atl.	Oct. 24, 2021 at Mia.	TE Kyle Pitts	163
4.	Jax.	Nov. 19, 1995 at T.B.	TE Pete Mitchell	161
5.	L.V.	Nov. 29, 2024 at K.C.	TE Brock Bowers	140
	Det.	Dec. 3, 2023 at N.O.	TE Sam LaPorta	140

Gadsden's 23.4-yard receiving average tied Hall of Fame TE Antonio Gates for the best single-game yards per reception by a rookie tight end (min. five receptions) since 1970.

#### RECEIVING AVERAGE, ROOKIES TIGHT ENDS, SINGLE GAME, MIN. FIVE RECEPTIONS, NFL, SINCE 1970

Rk.	Team	Game	Player	Yds/Rec
1.	LAC	Oct. 19, 2025 vs. Ind.	TE <b>Oronde Gadsden</b>	23.4
	S.D.	Dec. 14, 2003 vs. G.B.	TE Antonio Gates	23.4
3.	Atl.	Oct. 24, 2021 at Mia.	TE Kyle Pitts	23.3
4.	Det.	Sept. 8, 2019 at Ari.	TE T.J. Hockenson	21.8
5.	Oak.	Oct. 25, 1970 vs. Pit.	TE Raymond Chester	21.4

## OTHER PLAYER NOTES

### PICKING OFF PASSES

In 2025, the Chargers are led by **CB Donte Jackson** and **S Tony Jefferson**, who each have four interceptions on the season. The duo ranks tied for the second-most picks in 2025 in the AFC.

#### INTERCEPTIONS, AFC, 2025

Rank	Team	Player	Interceptions
1.	Jax.	LB Devin Lloyd	5
2.	LAC	<b>CB Donte Jackson</b>	<b>4</b>
	LAC	<b>S Tony Jefferson</b>	<b>4</b>
	Cin.	S Jordan Battle	4
	Hou.	S Calen Bullock	4
	Hou.	CB Kamari Lassiter	4
	Hou.	S Jalen Pitre	4
8.	—	Nine Other Players	3

### ODAFE BRINGS THE HEAT

Since trading for **OLB Odafe Oweh** in Week 6, the pass rusher has seven sacks, good for the 10th-most in the NFL and sixth-most in the AFC over that span.

Oweh's seven sacks are the most by any player with a single team after having played in a game for another team earlier in the same season (since sacks became an official stat in 1982).

#### SACKS, WEEKS 6-15, AFC, 2025

Rank	Team	Player	Sacks
1.	Cle.	DE Myles Garrett	17.5
2.	LAC	<b>OLB Tuli Tuipulotu</b>	<b>8.0</b>
	Hou.	DE Danielle Hunter	8.0
	L.V.	DE Maxx Crosby	8.0
5.	Hou.	DE Will Anderson Jr.	7.5
6.	LAC	<b>OLB Odafe Oweh</b>	<b>7.0</b>
7.	Jax.	DE Josh Hines-Allen	6.5

### WAX ON

**LB Marlowe Wax** made the active roster out of training camp as an undrafted free agent and has been a mainstay on special teams. He ranks tied for No. 3 in the NFL this season among rookies with 14 special teams tackles, which is also tied for the third-most stops on special teams by a Chargers rookie since 2000.

#### SPECIAL TEAMS TACKLES, ROOKIES, NFL, 2025

Rank	Team	Player	Special Teams Tackles
1.	LAR	ILB Shaun Dolac	15
	Pit.	LB Carson Bruener	15
3.	LAC	<b>LB Marlowe Wax</b>	<b>14</b>
	K.C.	LB Cooper McDonald	14
5.	N.O.	LB Danny Stutsman	13
	Pit.	LB Jack Sawyer	13

#### SPECIAL TEAMS TACKLES, ROOKIES, CHARGERS, SINCE 2000

Rank	Season	Player	Special Teams Tackles
1.	2007	LB Brandon Siler	16
2.	2017	RB Austin Ekeler	15
3.	2025	<b>LB Marlowe Wax</b>	<b>14</b>
	2021	LB Nick Niemann	14
	2008	FB Jacob Hester	14
6.	2006	LB Tim Dobbins	13

# CAREER NUMBERS AGAINST COWBOYS

## 13 KEENAN ALLEN WR

### REGULAR SEASON RECEIVING

Date	Opp.	Res.	GP/GS	Rec.	Yds	Avg.	Lg	TD
09/29/13	Dal.	W	1/1	5	80	16.0	31	0
11/23/17	at Dal.	W	1/1	11	172	15.6	42t	1
09/19/21	Dal.	L	1/1	4	108	27.0	42	0
10/16/23	Dal.	L	1/1	7	85	12.1	23	1
<b>Totals</b>		<b>2-2</b>	<b>4/4</b>	<b>27</b>	<b>445</b>	<b>16.5</b>	<b>42t</b>	<b>2</b>

## 83 TYLER CONKLIN TE

### REGULAR SEASON RECEIVING

Date	Opp.	Res.	GP/GS	Rec.	Yds	Avg.	Lg	TD
11/10/19	at Dal.	W	1/0	0	0	—	—	0
11/22/20	Dal.	L	1/0	0	0	—	—	0
10/31/21	Dal.	L	1/1	5	57	11.4	31	0
09/17/23	at Dal.	L	1/1	5	50	10.0	17	0
<b>Totals</b>		<b>1-3</b>	<b>4/2</b>	<b>10</b>	<b>107</b>	<b>10.7</b>	<b>31</b>	<b>0</b>

## 12 DERIUS DAVIS WR

### REGULAR SEASON RECEIVING

Date	Opp.	Res.	GP/GS	Rec.	Yds	Avg.	Lg	TD
10/16/23	Dal.	L	1/0	0	0	—	—	0
<b>Totals</b>		<b>0-1</b>	<b>1/0</b>	<b>0</b>	<b>0</b>	<b>—</b>	<b>—</b>	<b>0</b>

### REGULAR SEASON KICK RETURNING

Date	Opp.	Res.	GP	Ret.	Yds	Avg.	Lg	TD
10/16/23	Dal.	L	1	0	0	—	—	0
<b>Totals</b>		<b>0-1</b>	<b>1</b>	<b>0</b>	<b>0</b>	<b>—</b>	<b>—</b>	<b>0</b>

### REGULAR SEASON PUNT RETURNING

Date	Opp.	Res.	FC	Ret.	Yds	Avg.	Lg	TD
10/16/23	Dal.	L	1	2	38	19.0	26	0
<b>Totals</b>		<b>0-1</b>	<b>1</b>	<b>2</b>	<b>38</b>	<b>19.0</b>	<b>26</b>	<b>0</b>

## 11 CAMERON DICKER K

### REGULAR SEASON KICKING

Date	Opp.	Res.	GP	FGM	FGA	Pct.	Lg	XPM	Pts
10/16/23	Dal.	L	1	1	1	100.0	24	2	5
<b>Totals</b>		<b>0-1</b>	<b>1</b>	<b>1</b>	<b>1</b>	<b>100.0</b>	<b>24</b>	<b>2</b>	<b>5</b>

## 81 WILL DISSLY TE

### REGULAR SEASON RECEIVING

Date	Opp.	Res.	GP/GS	Rec.	Yds	Avg.	Lg	TD
09/23/18	Dal.	W	1/1	1	4	4.0	4	0
09/27/20	Dal.	W	1/1	2	5	2.5	6	0
11/30/23	at Dal.	L	1/1	0	0	—	—	0
<b>Totals</b>		<b>2-1</b>	<b>3/3</b>	<b>3</b>	<b>9</b>	<b>3.0</b>	<b>6</b>	<b>0</b>

## 48 BUD DUPREE OLB

### REGULAR SEASON DEFENSE

Date	Opp.	Res.	GP/GS	Tot	Solo	Asst	Sks	Yds	TFL	QBH	INT	Yds	Lg	TD	PD	FF	FR	Yds
11/08/20	at Dal.	W	1/1	1	1	0	0.0	0	0	1	0	0	—	0	0	0	0	0
<b>Totals</b>		<b>1-0</b>	<b>1/1</b>	<b>1</b>	<b>1</b>	<b>0</b>	<b>0.0</b>	<b>0</b>	<b>0</b>	<b>1</b>	<b>0</b>	<b>0</b>	<b>—</b>	<b>0</b>	<b>0</b>	<b>0</b>	<b>0</b>	<b>0</b>

## 43 TROY DYE LB

### REGULAR SEASON DEFENSE

Date	Opp.	Res.	GP/GS	Tot	Solo	Asst	Sks	Yds	TFL	QBH	INT	Yds	Lg	TD	PD	FF	FR	Yds
11/22/20	Dal.	L	1/0	1	1	0	0.0	0	0	0	0	0	—	0	0	0	0	0
10/31/21	Dal.	L	1/0	0	0	0	0.0	0	0	0	0	0	—	0	0	0	0	0
11/20/22	Dal.	L	1/0	1	0	1	0.0	0	0	0	0	0	—	0	0	0	0	0
<b>Totals</b>		<b>0-3</b>	<b>3/0</b>	<b>2</b>	<b>1</b>	<b>1</b>	<b>0.0</b>	<b>0</b>	<b>0</b>	<b>0</b>	<b>0</b>	<b>0</b>	<b>—</b>	<b>0</b>	<b>0</b>	<b>0</b>	<b>0</b>	<b>0</b>

## 91 DA'SHAWN HAND DT

### REGULAR SEASON DEFENSE

Date	Opp.	Res.	GP/GS	Tot	Solo	Asst	Sks	Yds	TFL	QBH	INT	Yds	Lg	TD	PD	FF	FR	Yds
09/30/18	at Dal.	L	1/1	3	3	0	1.0	1	2	0	0	0	—	0	0	1	0	0
12/24/23	Dal.	W	1/0	0	0	0	0.0	0	0	0	0	0	—	0	0	0	0	0
<b>Totals</b>		<b>1-1</b>	<b>2/1</b>	<b>3</b>	<b>3</b>	<b>0</b>	<b>1.0</b>	<b>1</b>	<b>2</b>	<b>0</b>	<b>0</b>	<b>0</b>	<b>—</b>	<b>0</b>	<b>0</b>	<b>1</b>	<b>0</b>	<b>0</b>

## 28 HASSAN HASKINS RB

### REGULAR SEASON OFFENSE

Date	Opp.	Res.	GP/GS	Att	Yds	Avg.	Lg	TD	Rec.	Yds	Avg.	Lg	TD	Scrim. Yds	Scrim. TD
12/29/22	Dal.	L	1/1	12	40	3.3	12	0	2	13	6.5	10	0	53	0
<b>Totals</b>		<b>0-1</b>	<b>1/1</b>	<b>12</b>	<b>40</b>	<b>3.3</b>	<b>12</b>	<b>0</b>	<b>2</b>	<b>13</b>	<b>6.5</b>	<b>10</b>	<b>0</b>	<b>53</b>	<b>0</b>



# CAREER NUMBERS AGAINST COWBOYS

0

DAIYAN HENLEY

LB

## REGULAR SEASON DEFENSE

Date	Opp.	Res.	GP/GS	Tot	Solo	Asst	Sks	Yds	TFL	QBH	INT	Yds	Lg	TD	PD	FF	FR	Yds
10/16/23	Dal.	L	1/0	0	0	0	0.0	0	0	0	0	0	—	0	0	0	0	0
<b>Totals</b>		<b>0-1</b>	<b>1/0</b>	<b>0</b>	<b>0</b>	<b>0</b>	<b>0.0</b>	<b>0</b>	<b>0</b>	<b>0</b>	<b>0</b>	<b>0</b>	<b>—</b>	<b>0</b>	<b>0</b>	<b>0</b>	<b>0</b>	<b>0</b>

10

JUSTIN HERBERT

QB

## REGULAR SEASON PASSING

Date	Opp.	Res.	GP/GS	Cmp	Att	Pct.	Yds	Y/A	TD	INT	Lg	Sacks	Yds Lost	Rating
09/19/21	Dal.	L	1/1	31	41	75.6	338	8.24	1	2	42	2	25	87.2
10/16/23	Dal.	L	1/1	22	37	59.5	227	6.14	2	1	28	1	8	84.0
<b>Totals</b>		<b>0-2</b>	<b>2/2</b>	<b>53</b>	<b>78</b>	<b>67.9</b>	<b>565</b>	<b>7.24</b>	<b>3</b>	<b>3</b>	<b>42</b>	<b>3</b>	<b>33</b>	<b>85.7</b>

## REGULAR SEASON RUSHING

Date	Opp.	Res.	GP/GS	Att	Yds	Avg.	Lg	TD
09/19/21	Dal.	L	1/1	4	12	3.0	5	0
10/16/23	Dal.	L	1/1	6	20	3.3	9	0
<b>Totals</b>		<b>0-2</b>	<b>2/2</b>	<b>10</b>	<b>32</b>	<b>3.2</b>	<b>9</b>	<b>0</b>

26

DONTE JACKSON

CB

## REGULAR SEASON DEFENSE

Date	Opp.	Res.	GP/GS	Tot	Solo	Asst	Sks	Yds	TFL	QBH	INT	Yds	Lg	TD	PD	FF	FR	Yds
09/09/18	Dal.	W	1/1	5	4	1	0.0	0	0	0	0	0	—	0	0	0	0	0
10/03/21	at Dal.	L	1/1	1	1	0	0.0	0	0	0	0	0	—	0	1	0	0	0
11/19/23	Dal.	L	1/1	5	4	1	0.0	0	0	0	0	0	—	0	0	0	0	0
10/06/24	Dal.	L	1/1	4	4	0	0.0	0	0	0	1	2	2	0	1	0	0	0
<b>Totals</b>		<b>1-3</b>	<b>4/4</b>	<b>15</b>	<b>13</b>	<b>2</b>	<b>0.0</b>	<b>0</b>	<b>0</b>	<b>0</b>	<b>1</b>	<b>2</b>	<b>2</b>	<b>0</b>	<b>2</b>	<b>0</b>	<b>0</b>	<b>0</b>

3

DERWIN JAMES JR.

S

## REGULAR SEASON DEFENSE

Date	Opp.	Res.	GP/GS	Tot	Solo	Asst	Sks	Yds	TFL	QBH	INT	Yds	Lg	TD	PD	FF	FR	Yds
09/19/21	Dal.	L	1/1	7	5	2	0.5	5	1	1	0	0	—	0	0	0	0	0
10/16/23	Dal.	L	1/1	3	1	2	0.0	0	0	0	0	0	—	0	0	0	0	0
<b>Totals</b>		<b>0-2</b>	<b>2/2</b>	<b>10</b>	<b>6</b>	<b>4</b>	<b>0.5</b>	<b>5</b>	<b>1</b>	<b>1</b>	<b>0</b>	<b>0</b>	<b>—</b>	<b>0</b>	<b>0</b>	<b>0</b>	<b>0</b>	<b>0</b>

23

TONY JEFFERSON

S

## REGULAR SEASON DEFENSE

Date	Opp.	Res.	GP/GS	Tot	Solo	Asst	Sks	Yds	TFL	QBH	INT	Yds	Lg	TD	PD	FF	FR	Yds
11/02/14	at Dal.	W	1/1	1	1	0	0.0	0	0	0	0	0	—	0	0	0	0	0
<b>Totals</b>		<b>1-0</b>	<b>1/1</b>	<b>1</b>	<b>1</b>	<b>0</b>	<b>0.0</b>	<b>0</b>	<b>0</b>	<b>0</b>	<b>0</b>	<b>0</b>	<b>—</b>	<b>0</b>	<b>0</b>	<b>0</b>	<b>0</b>	<b>0</b>

1

QUENTIN JOHNSTON

WR

## REGULAR SEASON RECEIVING

Date	Opp.	Res.	GP/GS	Rec.	Yds	Avg.	Lg	TD
10/16/23	Dal.	L	1/0	0	0	—	—	0
<b>Totals</b>		<b>0-1</b>	<b>1/0</b>	<b>0</b>	<b>0</b>	<b>—</b>	<b>—</b>	<b>0</b>

# CAREER NUMBERS AGAINST COWBOYS

52

KHALIL MACK

OLB

## REGULAR SEASON DEFENSE

Date	Opp.	Res.	GP/GS	Tot	Solo	Asst	Sks	Yds	TFL	QBH	INT	Yds	Lg	TD	PD	FF	FR	Yds
12/17/17	Dal.	L	1/1	6	5	1	2.0	8	2	3	0	0	—	0	0	0	0	0
12/05/19	Dal.	W	1/1	2	2	0	1.0	7	1	3	0	0	—	0	0	0	0	0
10/16/23	Dal.	L	1/1	4	2	2	1.0	11	1	1	0	0	—	0	0	0	0	0
<b>Totals</b>		<b>1-2</b>	<b>3/3</b>	<b>12</b>	<b>9</b>	<b>3</b>	<b>4.0</b>	<b>26</b>	<b>4</b>	<b>7</b>	<b>0</b>	<b>0</b>	<b>—</b>	<b>0</b>	<b>0</b>	<b>0</b>	<b>0</b>	<b>0</b>

44

SCOTT MATLOCK

FB/DL

## REGULAR SEASON OFFENSE

Date	Opp.	Res.	GP/GS	Att	Yds	Avg.	Lg	TD	Rec.	Yds	Avg.	Lg	TD	Scrim. Yds	Scrim. TD
10/16/23	Dal.	L	1/0	0	0	—	—	0	0	0	—	—	0	0	0
<b>Totals</b>		<b>0-1</b>	<b>1/0</b>	<b>0</b>	<b>0</b>	<b>—</b>	<b>—</b>	<b>0</b>	<b>0</b>	<b>0</b>	<b>—</b>	<b>—</b>	<b>0</b>	<b>0</b>	<b>0</b>

## REGULAR SEASON DEFENSE

Date	Opp.	Res.	GP/GS	Tot	Solo	Asst	Sks	Yds	TFL	QBH	INT	Yds	Lg	TD	PD	FF	FR	Yds
10/16/23	Dal.	L	1/0	1	0	1	0.0	0	0	0	0	0	—	0	0	0	0	0
<b>Totals</b>		<b>0-1</b>	<b>1/0</b>	<b>1</b>	<b>0</b>	<b>1</b>	<b>0.0</b>	<b>0</b>	<b>0</b>	<b>0</b>	<b>0</b>	<b>0</b>	<b>—</b>	<b>0</b>	<b>0</b>	<b>0</b>	<b>0</b>	<b>0</b>

98

ODAFE OWEH

OLB

## REGULAR SEASON DEFENSE

Date	Opp.	Res.	GP/GS	Tot	Solo	Asst	Sks	Yds	TFL	QBH	INT	Yds	Lg	TD	PD	FF	FR	Yds
09/22/24	at Dal.	W	1/1	0	0	0	0.0	0	0	1	0	0	—	0	0	0	0	0
<b>Totals</b>		<b>1-0</b>	<b>1/1</b>	<b>0</b>	<b>0</b>	<b>0</b>	<b>0.0</b>	<b>0</b>	<b>0</b>	<b>1</b>	<b>0</b>	<b>0</b>	<b>—</b>	<b>0</b>	<b>0</b>	<b>0</b>	<b>0</b>	<b>0</b>

6

DENZEL PERRYMAN

LB

## REGULAR SEASON DEFENSE

Date	Opp.	Res.	GP/GS	Tot	Solo	Asst	Sks	Yds	TFL	QBH	INT	Yds	Lg	TD	PD	FF	FR	Yds
11/23/17	at Dal.	W	1/1	7	4	3	0.0	0	0	0	0	0	—	0	0	0	0	0
11/25/21	at Dal.	W	1/1	7	2	5	0.0	0	0	1	0	0	—	0	0	0	0	0
<b>Totals</b>		<b>2-0</b>	<b>2/2</b>	<b>14</b>	<b>6</b>	<b>8</b>	<b>0.0</b>	<b>0</b>	<b>0</b>	<b>1</b>	<b>0</b>	<b>0</b>	<b>—</b>	<b>0</b>	<b>0</b>	<b>0</b>	<b>0</b>	<b>0</b>

53

DEL'SHAWN PHILLIPS

LB

## REGULAR SEASON DEFENSE

Date	Opp.	Res.	GP/GS	Tot	Solo	Asst	Sks	Yds	TFL	QBH	INT	Yds	Lg	TD	PD	FF	FR	Yds
11/18/24	at Dal.	W	1/0	1	0	1	0.0	0	0	0	0	0	—	0	0	0	0	0
<b>Totals</b>		<b>1-0</b>	<b>1/0</b>	<b>1</b>	<b>0</b>	<b>1</b>	<b>0</b>	<b>0</b>	<b>0</b>	<b>0</b>	<b>0</b>	<b>0</b>	<b>—</b>	<b>0</b>	<b>0</b>	<b>0</b>	<b>0</b>	<b>0</b>

16

JK SCOTT

P

## REGULAR SEASON PUNTING

Date	Opp.	Res.	GP	Punt	Blk	Yds.	Avg.	Lg	TB	I20
10/06/19	at Dal.	W	1	6	0	297	49.5	58	0	2
10/16/23	Dal.	L	1	5	0	203	40.6	50	0	1
<b>Totals</b>		<b>1-1</b>	<b>2</b>	<b>11</b>	<b>0</b>	<b>500</b>	<b>45.5</b>	<b>58</b>	<b>0</b>	<b>3</b>

# CAREER NUMBERS AGAINST COWBOYS

24

BENJAMIN ST-JUSTE

CB

## REGULAR SEASON DEFENSE

Date	Opp.	Res.	GP/GS	Tot	Solo	Asst	Sks	Yds	TFL	QBH	INT	Yds	Lg	TD	PD	FF	FR	Yds
10/02/22	at Dal.	L	1/1	2	1	1	0.0	0	0	0	0	0	—	0	0	0	0	0
11/23/23	at Dal.	L	1/1	3	3	0	0.0	0	0	0	0	0	—	0	0	0	0	0
01/07/24	Dal.	L	1/1	4	4	0	0.0	0	0	0	0	0	—	0	0	0	0	0
11/24/24	Dal.	L	1/1	6	5	1	0.0	0	0	0	0	0	—	0	0	0	0	0
01/04/25	at Dal.	W	1/1	5	3	2	0.0	0	0	0	0	0	—	0	0	0	0	0
<b>Totals</b>		<b>1-4</b>	<b>5/5</b>	<b>20</b>	<b>16</b>	<b>4</b>	<b>0.0</b>	<b>0</b>	<b>0</b>	<b>0</b>	<b>0</b>	<b>0</b>	<b>—</b>	<b>0</b>	<b>0</b>	<b>0</b>	<b>0</b>	<b>0</b>

90

TEAIR TART

DL

## REGULAR SEASON DEFENSE

Date	Opp.	Res.	GP/GS	Tot	Solo	Asst	Sks	Yds	TFL	QBH	INT	Yds	Lg	TD	PD	FF	FR	Yds
12/29/22	Dal.	L	1/1	6	2	4	0.5	4	0	2	0	0	—	0	0	0	1	0
<b>Totals</b>		<b>0-1</b>	<b>1/1</b>	<b>6</b>	<b>2</b>	<b>4</b>	<b>0.5</b>	<b>4</b>	<b>0</b>	<b>2</b>	<b>0</b>	<b>0</b>	<b>—</b>	<b>0</b>	<b>0</b>	<b>0</b>	<b>1</b>	<b>0</b>

45

TULI TUIPULOTU

OLB

## REGULAR SEASON DEFENSE

Date	Opp.	Res.	GP/GS	Tot	Solo	Asst	Sks	Yds	TFL	QBH	INT	Yds	Lg	TD	PD	FF	FR	Yds
10/16/23	Dal.	L	1/1	2	2	0	0.0	0	0	0	0	0	—	0	0	0	0	0
<b>Totals</b>		<b>0-1</b>	<b>1/1</b>	<b>2</b>	<b>2</b>	<b>0</b>	<b>0.0</b>	<b>0</b>	<b>0</b>	<b>0</b>	<b>0</b>	<b>0</b>	<b>—</b>	<b>0</b>	<b>0</b>	<b>0</b>	<b>0</b>	<b>0</b>

# 2025 LOS ANGELES CHARGERS OFFENSIVE STATISTICS

## Won 10, Lost 4

9/5/2025	W	27 - 21	Kansas City Chiefs
9/15/2025	W	20 - 9	at Las Vegas Raiders
9/21/2025	W	23 - 20	Denver Broncos
9/28/2025	L	18 - 21	at New York Giants
10/5/2025	L	10 - 27	Washington Commanders
10/12/2025	W	29 - 27	at Miami Dolphins
10/19/2025	L	24 - 38	Indianapolis Colts
10/23/2025	W	37 - 10	Minnesota Vikings
11/2/2025	W	27 - 20	at Tennessee Titans
11/9/2025	W	25 - 10	Pittsburgh Steelers
11/16/2025	L	6 - 35	at Jacksonville Jaguars
11/30/2025	W	31 - 14	Las Vegas Raiders
12/8/2025	W	22 - 19	Philadelphia Eagles
12/14/2025	W	16 - 13	at Kansas City Chiefs

Los Angeles	Opponent
Chargers	

<b>Total First Downs</b>	<b>278</b>	<b>238</b>
Rushing	100	88
Passing	152	124
Penalty	26	26
3rd Down: Made/Att	95/205	58/164
3rd Down Pct.	46.3%	35.4%
4th Down: Made/Att	9/15	12/22
4th Down Pct.	60.0%	54.5%
<b>Possession Avg.</b>	<b>33:02</b>	<b>26:58</b>
<b>Total Net Yards</b>	<b>4731</b>	<b>3907</b>
Avg. Per Game	337.9	279.1
Total Plays	905	790
Avg. Per Play	5.2	4.9
<b>Net Yards Rushing</b>	<b>1728</b>	<b>1466</b>
Avg. Per Game	123.4	104.7
Total Rushes	390	328
<b>Net Yards Passing</b>	<b>3003</b>	<b>2441</b>
Avg. Per Game	214.5	174.4
Sacked/Yards Lost	51/278	40/233
Gross Yards	3281	2674
Attempts/Completions	464/303	422/254
Completion Pct.	65.3%	60.2%
Had Intercepted	12	17
<b>Punts/Average</b>	<b>45/48.6</b>	<b>47/46.6</b>
<b>Net Punting Avg.</b>	<b>41.4</b>	<b>43.3</b>
<b>Penalties/Yards</b>	<b>92/703</b>	<b>86/713</b>
<b>Fumbles/Ball Lost</b>	<b>13/6</b>	<b>14/3</b>
<b>Touchdowns</b>	<b>30</b>	<b>30</b>
Rushing	7	16
Passing	23	12
Returns	0	2

Score By Periods	Q1	Q2	Q3	Q4	OT	Pts
Team	75	83	78	76	3	315
Opponents	57	84	66	77	0	284

Scoring	TD	Ru	Pa	Rt	PAT	FG	2Pt	Pts
C.Dicker	0	0	0	0	29/29	34/36	0	131
Q.Johnston	7	0	7	0	0/0	0/0	0	42
L.McConkey	5	0	5	0	0/0	0/0	0	30
K.Allen	4	0	4	0	0/0	0/0	0	24
K.Vidal	4	3	1	0	0/0	0/0	0	24
O.Hampton	3	2	1	0	0/0	0/0	0	18
O.Gadsden	2	0	2	0	0/0	0/0	0	12
J.Herbert	1	1	0	0	0/0	0/0	1	8
T.Harris	1	0	1	0	0/0	0/0	0	6
K.Lambert-Smith	1	0	1	0	0/0	0/0	0	6
S.Matlock	1	0	1	0	0/0	0/0	0	6
J.Patterson	1	1	0	0	0/0	0/0	0	6
K.Mack	0	0	0	0	0/0	0/0	0	2
<b>Team</b>	<b>30</b>	<b>7</b>	<b>23</b>	<b>0</b>	<b>29/29</b>	<b>34/36</b>	<b>1</b>	<b>315</b>
<b>Opponents</b>	<b>30</b>	<b>16</b>	<b>12</b>	<b>2</b>	<b>25/27</b>	<b>25/29</b>	<b>2</b>	<b>284</b>

2-Pt. Conversions: Team 1/1, Opponents: 2/3

Sacks: T.Tuipulotu 12.0, O.Oweh 7.0, K.Mack 5.5, J.Eboigbe 4.0, D.Henley 3.5, D.James 2.0, B.Dupree 2.0, D.Hand 1.5, J.Caldwell 1.0, T.Dye 1.0, C.Murphy 0.5 **Team: 40.0, Opponents: 51.0**

Rushing	No.	Yds	Avg	Long	TD
K.Vidal	147	620	4.2	59t	3
O.Hampton	94	431	4.6	54t	2
J.Herbert	69	419	6.1	41	1
J.Patterson	32	129	4.0	22	1
N.Harris	15	61	4.1	7	0
H.Haskins	12	30	2.5	10	0
T.Lance	8	16	2.0	11	0
A.Johnson	2	8	4.0	6	0
Q.Johnston	2	7	3.5	9	0
D.Davis	2	5	2.5	3	0
T.Harris	1	3	3.0	3	0
T.Conklin	1	2	2.0	2	0
T.Williams	3	-1	-0.3	2	0
N.Miller-Hines	2	-2	-1.0	1	0
<b>Team</b>	<b>390</b>	<b>1728</b>	<b>4.4</b>	<b>59t</b>	<b>7</b>
<b>Opponents</b>	<b>328</b>	<b>1466</b>	<b>4.5</b>	<b>52t</b>	<b>16</b>

Receiving	No.	Yds	Avg	Long	TD
K.Allen	68	680	10.0	31	4
L.McConkey	61	715	11.7	58	5
O.Gadsden	43	602	14.0	53	2
Q.Johnston	42	533	12.7	60t	7
T.Harris	23	234	10.2	37	1
O.Hampton	23	151	6.6	22	1
K.Vidal	15	138	9.2	60	1
T.Conklin	6	95	15.8	33	0
W.Dissly	5	44	8.8	18	0
H.Haskins	4	13	3.3	9	0
S.Matlock	4	12	3.0	5	1
N.Harris	3	25	8.3	11	0
T.Fisk	2	19	9.5	12	0
K.Lambert-Smith	2	17	8.5	16t	1
D.Davis	1	3	3.0	3	0
T.Williams	1	0	0.0	0	0
A.Johnson	0	0	0.0	0	0
T.Penning	0	0	0.0	0	0
<b>Team</b>	<b>303</b>	<b>3281</b>	<b>10.8</b>	<b>60t</b>	<b>23</b>
<b>Opponents</b>	<b>254</b>	<b>2674</b>	<b>10.5</b>	<b>52t</b>	<b>12</b>

Interceptions	No.	Yds	Avg	Long	TD
D.Jackson	4	27	6.8	21	0
T.Jefferson	4	5	1.3	3	0
R.Mickens	2	25	12.5	15	0
D.James	2	21	10.5	21	0
D.Henley	2	8	4.0	8	0
C.Hart	1	27	27.0	27	0
D.Hand	1	7	7.0	7	0
B.St-Juste	1	0	0.0	0	0
<b>Team</b>	<b>17</b>	<b>120</b>	<b>7.1</b>	<b>27</b>	<b>0</b>
<b>Opponents</b>	<b>12</b>	<b>179</b>	<b>14.9</b>	<b>56</b>	<b>1</b>

Punting	No	Yds	Avg	Net	TB	In	Lg	B
J.Scott	45	2188	48.6	41.4	3	17	60	0
<b>Team</b>	<b>45</b>	<b>2188</b>	<b>48.6</b>	<b>41.4</b>	<b>3</b>	<b>17</b>	<b>60</b>	<b>0</b>
<b>Opponents</b>	<b>47</b>	<b>2188</b>	<b>46.6</b>	<b>43.3</b>	<b>2</b>	<b>20</b>	<b>69</b>	<b>0</b>

Punt Returns	Ret	FC	Yds	Avg	Long	TD
D.Davis	10	15	66	6.6	33	0
T.Still	5	0	36	7.2	11	0
L.McConkey	1	5	10	10.0	10	0
T.Dye	1	0	0	0.0	0	0
C.Hart	1	0	0	0.0	0	0
<b>Team</b>	<b>18</b>	<b>20</b>	<b>112</b>	<b>6.2</b>	<b>33</b>	<b>0</b>
<b>Opponents</b>	<b>18</b>	<b>15</b>	<b>265</b>	<b>14.7</b>	<b>67t</b>	<b>1</b>

Kickoff Returns	No.	Yds	Avg	Long	TD
D.Davis	18	464	25.8	30	0
K.Lambert-Smith	13	312	24.0	34	0
H.Haskins	8	197	24.6	29	0
N.Miller-Hines	7	195	27.9	40	0
K.Vidal	6	136	22.7	26	0
T.Williams	3	73	24.3	26	0
O.Hampton	1	30	30.0	30	0
<b>Team</b>	<b>56</b>	<b>1407</b>	<b>25.1</b>	<b>40</b>	<b>0</b>
<b>Opponents</b>	<b>61</b>	<b>1739</b>	<b>28.5</b>	<b>81</b>	<b>0</b>

Field Goals	1-19	20-29	30-39	40-49	50+
C.Dicker	0/0	5/5	12/12	12/13	5/6
<b>Team</b>	<b>0/0</b>	<b>5/5</b>	<b>12/12</b>	<b>12/13</b>	<b>5/6</b>
<b>Opponents</b>	<b>0/0</b>	<b>6/6</b>	<b>7/7</b>	<b>7/9</b>	<b>5/7</b>

Fumbles Lost: J.Herbert 2, Q.Johnston 1, D.Davis 1, O.Gadsden

1, D.Hand 1 **Total: 6**

Opponent Fumble Recoveries: D.Phillips 1, T.Tart 1, T.Dye 1

**Total: 3**

Passing	Att	Cmp	Yds	Cmp%	Yds/Att	TD	TD%	Int	Int%	Long	Sack	Lost	Rating
J.Herbert	451	296	3191	65.6%	7.1	23	5.1%	12	2.7%	60t	49/	266	92.2
T.Lance	13	7	90	53.8%	6.9	0	0.0%	0	0.0%	28	2/	12	75.8
<b>Team</b>	<b>464</b>	<b>303</b>	<b>3281</b>	<b>65.3%</b>	<b>7.1</b>	<b>23</b>	<b>5.0%</b>	<b>12</b>	<b>2.6%</b>	<b>60t</b>	<b>51/</b>	<b>278</b>	<b>91.7</b>
<b>Opponents</b>	<b>422</b>	<b>254</b>	<b>2674</b>	<b>60.2%</b>	<b>6.3</b>	<b>12</b>	<b>2.8%</b>	<b>17</b>	<b>4.0%</b>	<b>52t</b>	<b>40/</b>	<b>233</b>	<b>71.3</b>



# 2025 LOS ANGELES CHARGERS DEFENSIVE STATISTICS

Official Press Box Totals — Confirmed by league review.

Player	— Tackles —			Sacks	Yards	TFLs	QB Hits	Interceptions	Passes Def.	— Fumbles —	
	Total	Solo	Asst.							Forced	Recoveries
Daiyan Henley . . . . .	84	46	38	3.5	31.5	5	6	2	5	0	0
Derwin James Jr. . . . .	80	41	39	2.0	13.5	6	8	2	6	0	0
Troy Dye . . . . .	47	22	25	1.0	0.0	4	1	0	2	1	1
Elijah Molden . . . . .	46	26	20	0.0	0.0	0	0	0	0	0	0
Denzel Perryman . . . . .	41	26	15	0.0	0.0	4	0	0	2	0	0
Tarheeb Still . . . . .	40	28	12	0.0	0.0	3	2	0	7	0	0
Tuli Tuipulotu . . . . .	39	30	9	12.0	65.0	19	21	0	3	2	0
Cam Hart . . . . .	38	32	6	0.0	0.0	0	1	1	11	0	0
Tony Jefferson . . . . .	35	23	12	0.0	0.0	0	1	4	7	0	0
Justin Eboigbe . . . . .	29	19	10	4.0	25.0	5	8	0	0	0	0
Khalil Mack . . . . .	26	17	9	5.5	34.0	5	11	0	0	3	0
Teair Tart . . . . .	26	18	8	0.0	0.0	3	1	0	3	1	1
RJ Mickens . . . . .	24	14	10	0.0	0.0	0	0	2	2	0	0
Jamaree Caldwell . . . . .	23	12	11	1.0	9.0	4	1	0	0	1	0
Donte Jackson . . . . .	23	15	8	0.0	0.0	1	0	4	12	0	0
Alohi Gilman . . . . .	22	11	11	0.0	0.0	0	0	0	3	0	0
Da'Shawn Hand . . . . .	22	13	9	1.5	5.0	5	5	1	2	0	0
Benjamin St-Juste . . . . .	22	15	7	0.0	0.0	0	0	1	5	0	0
Odafe Oweh . . . . .	21	12	9	7.0	39.0	8	11	0	0	0	0
Bud Dupree . . . . .	16	9	7	2.0	8.0	2	2	0	1	0	0
Naquan Jones . . . . .	10	6	4	0.0	0.0	1	0	0	1	0	0
Caleb Murphy . . . . .	7	3	4	0.5	3.0	0	1	0	0	0	0
Marcus Williams . . . . .	4	2	2	0.0	0.0	0	0	0	0	0	0
Otito Ogbornia . . . . .	3	3	0	0.0	0.0	1	0	0	0	0	0
Kendall Williamson . . . . .	3	3	0	0.0	0.0	0	0	0	0	0	0
Kyle Kennard . . . . .	2	1	1	0.0	0.0	0	0	0	0	0	0
Nikko Reed . . . . .	2	1	1	0.0	0.0	0	0	0	1	0	0
Clelin Ferrell . . . . .	1	0	1	0.0	0.0	0	0	0	0	0	0
Del'Shawn Phillips . . . . .	1	0	1	0.0	0.0	0	0	0	0	0	1
<b>Totals . . . . .</b>	<b>737</b>	<b>448</b>	<b>289</b>	<b>40.0</b>	<b>233.0</b>	<b>76</b>	<b>80</b>	<b>17</b>	<b>73</b>	<b>8</b>	<b>3</b>
<i>Defensive Backs . . . . .</i>	<i>339</i>	<i>211</i>	<i>128</i>	<i>2.0</i>	<i>13.5</i>	<i>10</i>	<i>12</i>	<i>14</i>	<i>54</i>	<i>0</i>	<i>0</i>
<i>Defensive Linemen . . . . .</i>	<i>113</i>	<i>71</i>	<i>42</i>	<i>6.5</i>	<i>39.0</i>	<i>19</i>	<i>15</i>	<i>1</i>	<i>6</i>	<i>2</i>	<i>1</i>
<i>Linebackers . . . . .</i>	<i>173</i>	<i>94</i>	<i>79</i>	<i>4.5</i>	<i>31.5</i>	<i>13</i>	<i>7</i>	<i>2</i>	<i>9</i>	<i>1</i>	<i>2</i>
<i>Outside Linebackers . . . . .</i>	<i>112</i>	<i>72</i>	<i>40</i>	<i>27.0</i>	<i>149.0</i>	<i>34</i>	<i>46</i>	<i>0</i>	<i>4</i>	<i>5</i>	<i>0</i>

## SPECIAL TEAMS TACKLES

Player	Total Tackles
Del'Shawn Phillips . . . . .	19
Marlowe Wax . . . . .	14
Kendall Williamson . . . . .	10
Hassan Haskins . . . . .	8
Ja'Sir Taylor . . . . .	8
Troy Dye . . . . .	5
Justin Eboigbe . . . . .	5
Caleb Murphy . . . . .	5
Benjamin St-Juste . . . . .	5
Cameron Dicker . . . . .	4
RJ Mickens . . . . .	4
Tuli Tuipulotu . . . . .	4
Cam Hart . . . . .	2
Daiyan Henley . . . . .	2
Tony Jefferson . . . . .	2
Deane Leonard . . . . .	2
Josh Harris . . . . .	1
<b>Totals . . . . .</b>	<b>100</b>

# 2025 GAME SUMMARIES

## WEEK 1 vs. KANSAS CITY



### CHIEFS 21 CHARGERS 27

Friday, Sept. 5, 2025  
Corinthians Arena – São Paulo, Brazil



#### GAME STATISTICS

TEAM	1	2	3	4	OT	F
Kansas City	0	6	6	9	—	21
L.A. Chargers	7	6	7	7	—	27

#### SCORING SUMMARY

Team	Q	Time	Play
Chargers	1	9:11	Q.Johnston 5 yd. pass from J.Herbert (C.Dicker kick)
Chargers	2	13:47	C.Dicker 39 yd. Field Goal
Chiefs	2	4:50	H.Butker 35 yd. Field Goal
Chargers	2	0:45	C.Dicker 36 yd. Field Goal
Chiefs	2	0:00	H.Butker 59 yd. Field Goal
Chiefs	3	8:05	P.Mahomes 11 yd. run (kick failed, wr)
Chargers	3	0:32	K.Allen 11 yd. pass from J.Herbert (C.Dicker kick)
Chiefs	4	12:04	T.Kelce 37 yd. pass from P.Mahomes (pass failed)
Chargers	4	5:02	Q.Johnston 23 yd. pass from J.Herbert (C.Dicker kick)
Chiefs	4	2:34	H.Butker 27 yd. Field Goal

#### TEAM STATISTICS

	KC	LAC
FIRST DOWNS:	18	22
TOTAL NET YARDS:	347	394
NET RUSHING YARDS:	98	90
NET PASSING YARDS:	249	304
PENALTIES/YARDS:	10-71	6-49
3RD DOWN EFFICIENCY (%):	5-14 (35.7%)	7-13 (53.8%)
PUNTS/AVERAGE:	3-38.7	2-53.0
SACKS/YARDS:	2/9	3/14
FUMBLES/LOST:	1-0	1-0
POINTS OFF TURNOVERS:	0	0
AVG. DRIVE START:	OWN 31	OWN 24
TIME OF POSSESSION:	27:16	32:44

#### INDIVIDUAL TOP PERFORMERS



##### PASSING

	CMP	ATT	YDS	TD	INT	RT
J.Herbert	25	34	318	3	0	131.7
P.Mahomes	24	39	258	1	0	89.5

##### RUSHING

	ATT	YDS	AVG	LG	TD
O.Hampton	15	48	3.2	11	0
J.Herbert	7	32	4.6	19	0
P.Mahomes	6	57	9.5	15	1
I.Pacheco	5	25	5.0	10	0

##### RECEIVING

	REC	YDS	AVG	LG	TD
K.Allen	7	68	9.7	15	1
L.McConkey	6	74	12.3	23	0
Q.Johnston	5	79	15.8	33	2
T.Conklin	2	50	25.0	33	0
M.Brown	10	99	9.9	49	0
J.Smith-Schuster	5	55	11.0	16	0
T.Kelce	2	47	23.5	37	1
T.Thornton	2	41	20.5	38	0

**TACKLES (SOLO) - LAC:** A.Gilman 9 (4), D.Henley 8 (3), D.James 7 (5);  
**KC:** C.Conner 9 (7), N.Bolton 8 (6), J.Watson 6 (5).

**SACKS - LAC:** D.Hand 1-1, D.Henley 1-8; **KC:** D.Tranquill 2-13, G.Karlaftis 1-1.

**INTERCEPTIONS - LAC:** None; **KC:** None.

##### STARTERS

WR..... K.Allen	OLB.. T. Tuipulotu	WR..... J.Smith-Schuster	DE ..... M.Danna
TE..... T.Conklin	DL..... D.Hand	WR.... M.Brown	DT..... C.Jones
LT ..... J.Alt	DL..... T.Tart	LT ..... J.Simmons	DT..... J.Tillery
LG..... Z.Johnson	OLB..... K.Mak	LG..... K.Suamataia	LB..... L.Chenal
C..... B.Bozeman	LB..... D.Henley	C..... C.Humphrey	LB..... D.Tranquill
RG..... M.Becton	LB..... D.Perryman	RG..... T.Smith	LB..... N.Bolton
RT ..... T.Pipkins	CB ..... D.Jackson	RT ..... J.Taylor	DB..... C.Conner
WR.... Q.Johnston	CB ..... T.Still	TE..... T.Kelce	DB..... J.Hicks
WR.... L.McConkey	S..... E.Molden	WR.... X.Worthy	CB ..... T.McDuffie
QB..... J.Herbert	S..... A.Gilman	QB.... P.Mahomes	CB ..... J.Watson
RB..... O.Hampton	S..... D.James	RB .... I.Pacheco	S..... B.Cook

## WEEK 2 AT LAS VEGAS



### CHARGERS 20 RAIDERS 9

Monday, Sept. 15, 2025  
Allegiant Stadium – Las Vegas, Nev.



#### GAME STATISTICS

TEAM	1	2	3	4	OT	F
L.A. Chargers	10	7	3	0	—	20
Las Vegas	3	3	0	3	—	9

#### SCORING SUMMARY

Team	Q	Time	Play
Chargers	1	13:43	C.Dicker 38 yd. Field Goal
Raiders	1	9:02	D.Carlson 54 yd. Field Goal
Chargers	1	0:20	K.Allen 10 yd. pass from J.Herbert (C.Dicker kick)
Raiders	2	9:54	D.Carlson 40 yd. Field Goal
Chargers	2	1:51	Q.Johnston 60 yd. pass from J.Herbert (C.Dicker kick)
Chargers	3	7:30	C.Dicker 20 yd. Field Goal
Raiders	4	11:15	D.Carlson 37 yd. Field Goal

#### TEAM STATISTICS

	LAC	LV
FIRST DOWNS:	15	15
TOTAL NET YARDS:	317	218
NET RUSHING YARDS:	81	68
NET PASSING YARDS:	236	150
PENALTIES/YARDS:	6-33	5-47
3RD DOWN EFFICIENCY (%):	4-11 (36.4%)	9-18 (50.0%)
PUNTS/AVERAGE:	3-52.7	2-57.0
SACKS/YARDS:	3/30	2/26
FUMBLES/LOST:	2-1	1-0
POINTS OFF TURNOVERS:	3	0
AVG. DRIVE START:	OWN 35	OWN 28
TIME OF POSSESSION:	28:17	31:43

#### INDIVIDUAL TOP PERFORMERS



##### PASSING

	CMP	ATT	YDS	TD	INT	RT
J.Herbert	19	27	242	2	0	122.8
G.Smith	24	43	180	0	3	37.0

##### RUSHING

	ATT	YDS	AVG	LG	TD
J.Herbert	9	31	3.4	12	0
N.Harris	8	28	3.5	7	0
A.Jeanty	11	43	3.9	13	0
G.Smith	5	20	4.0	15	0

##### RECEIVING

	REC	YDS	AVG	LG	TD
K.Allen	5	61	12.2	25	1
L.McConkey	5	48	9.6	19	0
Q.Johnston	3	71	23.7	60	1
T.Harris	2	34	17.0	24	0
J.Meyers	6	68	11.3	25	0
B.Bowers	5	38	7.6	9	0
T.Tucker	3	12	4.0	5	0
A.Jeanty	3	1	0.3	4	0

**TACKLES (SOLO) - LAC:** D.Henley 10 (7), T.Still 9 (7), D.James 7 (3); **LV:** D.White 8 (6), G.Pratt 7 (5), J.Chinn 6 (6).

**SACKS - LAC:** D.Henley 1-11, K.Mack 1-10, J.Caldwell 1-9; **LV:** J.Laulu 2-6.

**INTERCEPTIONS - LAC:** D.Henley 1-8-0, T.Jefferson 1-0-0, D.Jackson 1-0-0; **LV:** None.

##### STARTERS

WR.... Q.Johnston	OLB.. T. Tuipulotu	WR ... D.Thornton	DT ..... A.Butler
LT ..... J.Alt	DL..... T.Tart	WR ... J.Meyers	DL ..... L.Fotu
LG..... Z.Johnson	DL..... D.Hand	LT .... K.Miller	DT ..... T.Booker
C..... B.Bozeman	OLB..... K.Mack	LG .... D.Parham	DE ..... M.Crosby
RG..... M.Becton	LB..... D.Henley	C ..... J.Meredith	LB ..... G.Pratt
RT ..... T.Pipkins	LB..... T.Dye	RG .... A.Cappa	LB ..... D.White
TE..... T.Conklin	CB ..... D.Jackson	RT .... D.Glaze	LB ..... E.Roberts
TE..... W.Dissly	CB ..... T.Still	TE .... M.Mayer	CB ..... E.Stokes
FB .... S.Matlock	S..... T.Jefferson	WR ... T.Tucker	CB ..... K.Kelly
QB.... J.Herbert	S..... A.Gilman	QB .... G.Smith	S ..... J.Chinn
RB .... O.Hampton	S..... D.James	RB .... A.Jeanty	S ..... I.Pola-Mao

# 2025 GAME SUMMARIES

## WEEK 3 vs. DENVER



### BRONCOS 20 CHARGERS 23

Sunday, Sept. 21, 2025  
SoFi Stadium — Los Angeles, Calif.



#### GAME STATISTICS

TEAM	1	2	3	4	OT	F
Denver	0	7	10	3	—	20
L.A. Chargers	3	7	3	10	—	23

#### SCORING SUMMARY

Team	Q	Time	Play
Chargers	1	11:54	C.Dicker 32 yd. Field Goal
Chargers	2	1:53	O.Hampton 3 yd. run (C.Dicker kick)
Broncos	2	0:38	C.Sutton 52 yd. pass from B.Nix (W.Lutz kick)
Broncos	3	13:40	J.Dobbins 19 yd. run (W.Lutz kick)
Broncos	3	12:02	W.Lutz 42 yd. Field Goal
Chargers	3	5:35	C.Dicker 24 yd. Field Goal
Broncos	4	12:21	W.Lutz 26 yd. Field Goal
Chargers	4	2:37	K.Allen 20 yd. pass from J.Herbert (C.Dicker kick)
Chargers	4	0:00	C.Dicker 43 yd. Field Goal

#### TEAM STATISTICS

	DEN	LAC
FIRST DOWNS:	9	29
TOTAL NET YARDS:	265	376
NET RUSHING YARDS:	118	106
NET PASSING YARDS:	147	270
PENALTIES/YARDS:	10-90	3-25
3RD DOWN EFFICIENCY (%):	2-13 (15.4%)	8/17 (47.1%)
PUNTS/AVERAGE:	7-47.1	5-49.8
SACKS/YARDS:	5/30	2/6
FUMBLES/LOST:	0-0	2-1
POINTS OFF TURNOVERS:	3	0
AVG. DRIVE START:	OWN 30	OWN 26
TIME OF POSSESSION:	23:40	36:20

#### INDIVIDUAL TOP PERFORMERS



##### PASSING

	CMP	ATT	YDS	TD	INT	RT
J.Herbert	28	47	300	1	1	76.6
B.Nix	14	25	153	1	0	87.6

##### RUSHING

	ATT	YDS	AVG	LG	TD
O.Hampton	19	70	3.7	11	1
N.Harris	6	28	4.7	7	0
J.Dobbins	11	83	7.5	41	1
B.Nix	8	33	4.1	12	0

##### RECEIVING

	REC	YDS	AVG	LG	TD
K.Allen	7	65	9.3	20	1
Q.Johnston	6	89	14.8	37	0
O.Hampton	6	59	9.8	22	0
O.Gadsden	5	46	9.2	17	0
C.Sutton	6	118	19.7	52	1
R.Harvey	3	14	4.7	9	0
T.Franklin	2	8	4.0	7	0
L.Krull	1	9	9.0	9	0

**TACKLES (SOLO) - LAC:** D.James 12 (10), T.Jefferson 4 (3), D.Henley 4 (2);  
**DEN:** A.Singleton 12 (4), B.Jones 11 (6), T.Hufanga 6 (4).

**SACKS - LAC:** D.James 1-6, T.Dye 1-0; **DEN:** N.Bonitto, 2-16, J.Cooper 1-7, J.Franklin-Myers 1-6, D.Jones 1-1.

**INTERCEPTIONS - LAC:** None; **DEN:** B.Jones 1-0-0.

##### STARTERS

WR.....Q.Johnston	OLB...T.Tuipulotu	WR.....C.Sutton	DL.....Z.Allen
WR.....L.McConkey	DL.....D.Hand	WR.....M.Mims	DT.....D.Jones
LT.....J.Alt	DL.....T.Tart	LT.....G.Bolles	DL.....J.Franklin-Myers
LG.....Z.Johnson	OLB...B.Dupree	LG.....B.Powes	OLB...J.Cooper
C.....B.Bozeman	LB.....D.Henley	C.....L.Wattenberg	OLB...N.Bonitto
RG.....M.Becton	LB.....T.Dye	RG.....Q.Meinerz	ILB...A.Singleton
RT.....T.Pipkins	CB.....D.Jackson	RT.....M.McGlinchey	ILB...J.Strnad
TE.....T.Fisk	CB.....T.Still	WR.....T.Franklin	CB.....P.Surtain
TE.....T.Conklin	S.....A.Gilman	TE.....L.Krull	CB.....R.Moss
QB.....J.Herbert	S.....D.James	QB.....B.Nix	S.....T.Hufanga
RB.....O.Hampton	S.....T.Jefferson	RB.....R.Harvey	S.....B.Jones

## WEEK 4 AT NEW YORK GIANTS



### CHARGERS 18 GIANTS 21

Sunday, Sept. 28, 2025  
MetLife Stadium — East Rutherford, N.J.



#### GAME STATISTICS

TEAM	1	2	3	4	OT	F
L.A. Chargers	0	10	8	0	—	18
New York Giants	7	6	8	0	—	21

#### SCORING SUMMARY

Team	Q	Time	Play
Giants	1	9:20	J.Dart 15 yd. run (J.McAtamney kick)
Giants	2	13:47	J.McAtamney 22 yd. Field Goal
Chargers	2	8:06	C.Dicker 43 yd. Field Goal
Giants	2	1:52	J.McAtamney 31 yd. Field Goal
Chargers	2	0:27	Q.Johnston 36 yd. pass from J.Herbert (C.Dicker kick)
Giants	3	2:49	T.Johnson 3 yd. pass from J.Dart (C.Skattebo run)
Chargers	3	1:27	O.Hampton 54 yd. run (J.Herbert run)

#### TEAM STATISTICS

	LAC	NYG
FIRST DOWNS:	17	20
TOTAL NET YARDS:	338	250
NET RUSHING YARDS:	152	161
NET PASSING YARDS:	186	89
PENALTIES/YARDS:	14-107	8-43
3RD DOWN EFFICIENCY (%):	4-12 (33.3%)	7-15 (46.7%)
PUNTS/AVERAGE:	5-48.8	5-48.8
SACKS/YARDS:	5/25	2/17
FUMBLES/LOST:	0-0	2-0
POINTS OFF TURNOVERS:	0	10
AVG. DRIVE START:	OWN 24	OWN 38
TIME OF POSSESSION:	24:32	35:28

#### INDIVIDUAL TOP PERFORMERS



##### PASSING

	CMP	ATT	YDS	TD	INT	RT
J.Herbert	23	41	203	1	2	57.3
J.Dart	13	20	111	1	0	96.0

##### RUSHING

	ATT	YDS	AVG	LG	TD
O.Hampton	12	128	10.7	54	1
J.Herbert	1	24	24.0	24	0
C.Skattebo	25	79	3.2	16	0
J.Dart	10	54	5.4	15	1

##### RECEIVING

	REC	YDS	AVG	LG	TD
Q.Johnston	8	98	12.3	36	1
K.Allen	5	37	7.4	10	0
O.Hampton	5	37	7.4	19	0
O.Gadsden	2	16	8.0	11	0
D.Slayton	3	44	14.7	18	0
T.Johnson	3	17	5.7	10	1
W.Robinson	3	14	4.7	8	0
M.Nabers	2	20	10.0	13	0

**TACKLES (SOLO) - LAC:** T.Dye 12 (3), D.Henley 9 (8), T.Tuipulotu 9 (6);  
**NYG:** D.Muasau 6 (2), C.Flott 5 (5), B.Burns 5 (4).

**SACKS - LAC:** T.Tuipulotu 4-19, J.Eboigbe 1-5, D.James 0.5-3, C.Murphy 0.5-3; **NYG:** B.Burns 1-16, K.Thibodeaux 1-1.

**INTERCEPTIONS - LAC:** None; **NYG:** D.Lawrence 1-37, A.Phillips 1-56.

##### STARTERS

WR.....Q.Johnston	OLB.....B.Dupree	WR.....M.Nabers	OLB...K.Thibodeaux
LT.....J.Alt	DL.....D.Hand	TE.....T.Johnson	DL...D.Alexander
LG.....Z.Johnson	DL.....T.Tart	LT.....A.Thomas	DL...D.Lawrence
C.....B.Bozeman	OLB...T.Tuipulotu	LG.....J.Runyan	DT...R.Robertson-Harris
RG.....J.Salyer	LB.....D.Henley	C.....J.Schmitz	OLB.....B.Burns
RT.....T.Pipkins	LB.....T.Dye	RG.....G.Van Roten	ILB...B.Okereke
TE.....T.Conklin	CB.....D.Jackson	RT.....J.Eluemunor	LB.....D.Muasau
WR.....L.McConkey	CB.....T.Still	WR.....W.Robinson	CB.....C.Flott
QB.....J.Herbert	S.....E.Molden	WR.....D.Slayton	CB.....P.Adebo
FB.....S.Matlock	S.....A.Gilman	QB.....J.Dart	S.....T.Nubin
RB.....O.Hampton	S.....D.James	FB.....C.Skattebo	S.....J.Holland

# 2025 GAME SUMMARIES

## WEEK 5 vs. WASHINGTON



### COMMANDERS 27 CHARGERS 10

Sunday, Oct. 5, 2025  
SoFi Stadium – Los Angeles, Calif.



### GAME STATISTICS

TEAM	1	2	3	4	OT	F
Washington	0	10	10	7	—	27
L.A. Chargers	10	0	0	0	—	10

### SCORING SUMMARY

Team	Q	Time	Play
Chargers	1	9:49	L.McConkey 2 yd. pass from J.Herbert (C.Dicker kick)
Chargers	1	2:57	C.Dicker 55 yd. Field Goal
Commanders	2	4:15	J.Croskey-Merritt 15 yd. run (M.Gay kick)
Commanders	2	0:02	M.Gay 29 yd. Field Goal
Commanders	3	10:58	J.Croskey-Merritt 5 yd. run (M.Gay kick)
Commanders	3	5:49	M.Gay 36 yd. Field Goal
Commanders	4	1:08	D.Samuel 8 yd. pass from J.Daniels (M.Gay kick)

### TEAM STATISTICS

	WAS	LAC
FIRST DOWNS:	22	18
TOTAL NET YARDS:	389	336
NET RUSHING YARDS:	163	155
NET PASSING YARDS:	226	181
PENALTIES/YARDS:	7-48	10-85
3RD DOWN EFFICIENCY (%):	2-7 (28.6%)	9-16 (56.3%)
PUNTS/AVERAGE:	2-50.5	2-48.0
SACKS/YARDS:	5/29	1/5
FUMBLES/LOST:	1-1	1-1
POINTS OFF TURNOVERS:	14	0
AVG. DRIVE START:	OWN 25	OWN 28
TIME OF POSSESSION:	25:41	34:19

### INDIVIDUAL TOP PERFORMERS



#### PASSING

	CMP	ATT	YDS	TD	INT	RT
J.Herbert	22	29	166	1	1	86.3
T.Lance	3	4	44	0	0	110.4

#### RUSHING

	ATT	YDS	AVG	LG	TD
J.Herbert	4	60	15.0	41	0
O.Hampton	12	44	3.7	8	0
K.Vidal	4	18	4.5	11	0

#### RECEIVING

	REC	YDS	AVG	LG	TD
O.Hampton	6	26	4.3	12	0
K.Allen	5	58	11.6	29	0
L.McConkey	5	39	7.8	13	1
Q.Johnston	4	40	10.0	16	0

**TACKLES (SOLO) - LAC:** T.Dye (11 (4), D.Henley 8 (2), E.Molden 5 (4);  
**WAS:** B.Wagner 14 (8), Q.Martin 9 (6), M.Sainristil 7 (6), J.Reaves 7 (5).

**SACKS - LAC:** J.Eboigbe 1-5; **WAS:** D.Armstrong 2-9, V.Miller 1.5-8, JH.Newton 1-9, J.Martin 0.5-3.

**INTERCEPTIONS - LAC:** None; **WAS:** M.Sainristil 1-0-0.

#### STARTERS

WR.....T.Harris	OLB.....T. Tuipulotu	WR.....D.Samuel	DE.....J.Holmes
LT.....A.Deculus	DL.....D.Hand	WR.....J.Lane	DT.....E.Goldman
LG.....Z.Johnson	DL.....T.Tart	WR.....C.Moore	DT.....D.Payne
C.....B.Bozeman	OLB.....B.Dupree	LT.....L.Tunsil	DT.....J.Kinlaw
RG.....M.Becton	LB.....D.Henley	LG.....C.Paul	LB.....B.Wagner
RT.....T.Pipkins	LB.....T.Dye	C.....T.Biadasz	LB.....F.Luvu
TE.....T.Conklin	CB.....D.Jackson	RG.....A.Wylie	LB.....J.Magee
TE.....T.Fisk	CB.....T.Still	RT.....J.Conerly	CB.....M.Lattimore
TE.....O.Gadsden	S.....A.Gilman	TE.....Z.Ertz	S.....B.Butler
QB.....J.Herbert	S.....D.James	QB.....J.Daniels	S.....Q.Martin
RB.....O.Hampton	S.....E.Molden	RB.....J.Croskey-Merritt	S.....J.Reaves

## WEEK 6 AT MIAMI



### CHARGERS 29 DOLPHINS 27

Sunday, Oct. 12, 2025  
Hard Rock Stadium – Miami Gardens, Fla.



### GAME STATISTICS

TEAM	1	2	3	4	OT	F
L.A. Chargers	6	3	14	6	—	29
Miami	7	6	0	14	—	27

### SCORING SUMMARY

Team	Q	Time	Play
Chargers	1	7:52	C.Dicker 35 yd. Field Goal
Dolphins	1	4:03	D.Achane 49 yd. run (R.Patterson kick)
Chargers	1	0:35	C.Dicker 31 yd. Field Goal
Chargers	2	8:39	C.Dicker 29 yd. Field Goal
Dolphins	2	4:30	R.Patterson 47 yd. Field Goal
Dolphins	2	0:00	R.Patterson 27 yd. Field Goal
Chargers	3	7:26	L.McConkey 5 yd. pass from J.Herbert (C.Dicker kick)
Chargers	3	3:55	K.Vidal 7 yd. pass from J.Herbert (C.Dicker kick)
Chargers	4	12:47	C.Dicker 35 yd. Field Goal
Dolphins	4	7:56	D.Achane 4 yd. run (R.Patterson kick)
Dolphins	4	0:46	D.Waller 7 yd. pass from T.Tagovailoa (R.Patterson kick)
Chargers	4	0:05	C.Dicker 33 yd. Field Goal

### TEAM STATISTICS

	LAC	MIA
FIRST DOWNS:	20	19
TOTAL NET YARDS:	403	341
NET RUSHING YARDS:	263	204
NET PASSING YARDS:	140	137
PENALTIES/YARDS:	7-45	4-45
3RD DOWN EFFICIENCY (%):	6-15 (40.0%)	5-11 (45.5%)
PUNTS/AVERAGE:	4-47.0	2-55.5
SACKS/YARDS:	2/9	1/1
FUMBLES/LOST:	2/1	0/0
POINTS OFF TURNOVERS:	10	7
AVG. DRIVE START:	OWN 31	OWN 32
TIME OF POSSESSION:	34:19	25:41

### INDIVIDUAL TOP PERFORMERS



#### PASSING

	CMP	ATT	YDS	TD	INT	RT
J.Herbert	29	38	264	2	0	112.2
T.Tagovailoa	21	32	205	1	3	54.8

#### RUSHING

	ATT	YDS	AVG	LG	TD
K.Vidal	18	124	6.9	38	0
H.Haskins	6	14	2.3	10	0

#### RECEIVING

	REC	YDS	AVG	LG	TD
L.McConkey	7	100	14.3	42	1
O.Gadsden	7	68	9.7	21	0
K.Allen	4	27	6.8	9	0
T.Harris	4	27	6.8	8	0

**TACKLES (SOLO) - LAC:** D.Henley 7 (3), T.Dye 6 (5), E.Molden 6 (3);  
**MIA:** K.Britt 13 (6), J.BRooks 9 (9), R.Douglas 7 (4).

**SACKS - LAC:** O.Oweh 1-0-1, T.Tuipulotu 1-0-8; **MIA:** K.Grant 1-0-1.

**INTERCEPTIONS - LAC:** D.James Jr. 1-21-0, T.Jefferson 1-2-0, B.St-Juste 1-0-0; **MIA:** None.

#### STARTERS

TE.....O.Gadsden	OLB.....B.Dupree	WR.....N.Westbrook-Ikhine	DT.....Z.Sieler
LT.....A.Deculus	DL.....J.Eboigbe	TE.....J.Hill	DT.....Jo.Phillips
LG.....Z.Johnson	DL.....J.Caldwell	LT.....P.Paul	LB.....B.Chubb
C.....B.Bozeman	DL.....T.Tart	LG.....J.Savaiinaea	LB.....Ja.Phillips
RG.....M.Becton	OLB.....T.Tuipulotu	C.....A.Brewer	LB.....K.Britt
RT.....B.Hart	LB.....D.Henley	RG.....C.Strange	LB.....J.Brooks
WR.....L.McConkey	LB.....T.Dye	RT.....L.Borum	CB.....J.Jones
WR.....T.Harris	CB.....T.Still	WR.....J.Waddle	CB.....R.Douglas
WR.....K.Lambert-Smith	CB.....D.Jackson	QB.....T.Tagovailoa	S.....D.Trader
QB.....J.Herbert	S.....D.James	FB.....A.Ingold	S.....A.Davis
RB.....K.Vidal	S.....E.Molden	RB.....D.Achane	S.....M.Fitzpatrick



# 2025 GAME SUMMARIES

## WEEK 7 vs. INDIANAPOLIS



**COLTS 38  
CHARGERS 24**

Sunday, Oct. 19, 2025  
SoFi Stadium – Los Angeles, Calif.



### GAME STATISTICS

TEAM	1	2	3	4	OT	F
Indianapolis	6	17	15	0	—	38
L.A. Chargers	3	0	14	7	—	24

### SCORING SUMMARY

Team	Q	Time	Play
Colts	1	12:36	J.Taylor 23 yd. run (kick failed, wl)
Chargers	1	7:35	C.Dicker 43 yd. Field Goal
Colts	2	14:54	M.Pittman 4 yd. pass from D.Jones (M.Badgley kick)
Colts	2	8:56	T.Warren 5 yd. pass from D.Jones (M.Badgley kick)
Colts	2	0:00	M.Badgley 36 yd. Field Goal
Chargers	3	13:01	Q.Johnston 7 yd. pass from J.Herbert (C.Dicker kick)
Colts	3	12:03	J.Taylor 8 yd. run (D.Jones-M.Pittman pass)
Chargers	3	6:13	K.Allen 4 yd. pass from J.Herbert (C.Dicker kick)
Colts	3	3:33	J.Taylor 19 yd. run (M.Badgley kick)
Chargers	4	13:40	O.Gadsden 15 yd. pass from J.Herbert (C.Dicker kick)

### TEAM STATISTICS

	IND	LAC
FIRST DOWNS:	24	25
TOTAL NET YARDS:	401	445
NET RUSHING YARDS:	120	54
NET PASSING YARDS:	281	391
PENALTIES/YARDS:	3-42	6-35
3RD DOWN EFFICIENCY (%):	5-11 (45.5%)	8-16 (50.0%)
PUNTS/AVERAGE:	2-43.5	1-53.0
SACKS/YARDS:	3/29	1/7
FUMBLES/LOST:	1-0	0-0
POINTS OFF TURNOVERS:	3	0
AVG. DRIVE START:	OWN 34	OWN 25
TIME OF POSSESSION:	25:33	34:27

### INDIVIDUAL TOP PERFORMERS



#### PASSING

	CMP	ATT	YDS	TD	INT	RT
J.Herbert	37	55	420	3	2	93.0
D.Jones	23	34	288	2	0	113.4

#### RUSHING

	ATT	YDS	AVG	LG	TD
J.Herbert	6	31	5.2	11	0
K.Vidal	9	20	2.2	5	0
H.Haskins	1	3	3.0	3	0
	ATT	YDS	AVG	LG	TD
J.Taylor	16	94	5.9	23	3
A.Abdullah	2	19	9.5	14	0
D.Jones	5	7	1.4	7	0

#### RECEIVING

	REC	YDS	AVG	LG	TD
K.Allen	11	119	10.8	30	1
L.McConkey	9	67	7.4	15	0
O.Gadsden	7	164	23.4	53	1
K.Vidal	4	15	3.8	8	0
	REC	YDS	AVG	LG	TD
M.Pittman	7	58	8.3	16	1
A.Pierce	5	98	19.6	48	0
T.Warren	4	69	17.3	29	1
J.Taylor	3	38	12.7	19	0

**TACKLES (SOLO) - LAC:** D.James 7 (3), T.Jefferson 6 (5), J.Caldwell 4 (2);  
**IND:** K.Moore 8 (4), C.Bynum 8 (3), N.Cross 6 (6), M.Blackmon 6 (5), J.Edwards 6 (3).

**SACKS - LAC:** K.Mack 1-7; **IND:** D.Buckner 2-20, L.Latu 1-9.

**INTERCEPTIONS - LAC:** None; **IND:** G.Stewart 1-3-0, N.Cross 1-0-0.

#### STARTERS

WR.....Q.Johnston	OLB...T.Tuipulotu	WR.....A.Pierce	DE.....L.Latu
WR.....T.Harris	DL.....J.Caldwell	WR.....M.Pittman	DT.....G.Stewart
LT.....A.Deculus	DL.....T.Tart	TE.....T.Warren	DT.....D.Buckner
LG.....Z.Johnson	OLB.....O.Oweh	LT.....B.Raimann	DE.....K.Paye
C.....B.Bozeman	LB.....D.Perryman	LG.....Q.Nelson	MLB.....Z.Franklin
RG.....M.Becton	LB.....D.Henley	C.....T.Bortolini	LB.....G.Pratt
RT.....B.Hart	CB.....T.Still	RG.....M.Goncalves	CB.....J.Edwards
TE.....T.Fisk	CB.....D.Jackson	RT.....B.Smith	CB.....K.Moore
WR.....L.McConkey	CB.....B.St-Juste	WR.....A.Gould	CB...M.Blackmon
QB.....J.Herbert	S.....D.James	QB.....D.Jones	S.....C.Bynum
RB.....K.Vidal	S.....T.Jefferson	RB.....J.Taylor	S.....N.Cross

## WEEK 8 vs. MINNESOTA



**VIKINGS 10  
CHARGERS 37**

Thursday, Oct. 23, 2025  
SoFi Stadium – Inglewood, Calif.



### GAME STATISTICS

TEAM	1	2	3	4	OT	F
Minnesota	0	3	7	0	—	10
L.A. Chargers	7	14	3	13	—	37

### SCORING SUMMARY

Team	Q	Time	Play
Chargers	1	4:01	O.Gadsden 8 yd. pass from J.Herbert (C.Dicker kick)
Chargers	2	13:08	K.Vidal 3 yd. run (C.Dicker kick)
Vikings	2	8:55	W.Reichard 54 yd. Field Goal
Chargers	2	0:45	L.McConkey 27 yd. pass from J.Herbert (C.Dicker kick)
Chargers	3	10:01	C.Dicker 43 yd. Field Goal
Vikings	3	4:36	J.Addison 4 yd. pass from C.Wentz (W.Reichard kick)
Chargers	4	12:42	T.Harris 6 yd. pass from J.Herbert (C.Dicker kick)
Chargers	4	7:01	C.Dicker 34 yd. Field Goal
Chargers	4	1:56	C.Dicker 45 yd. Field Goal

### TEAM STATISTICS

	MIN	LAC
FIRST DOWNS:	12	29
TOTAL NET YARDS:	164	419
NET RUSHING YARDS:	34	207
NET PASSING YARDS:	130	212
PENALTIES/YARDS:	8-66	8-46
3RD DOWN EFFICIENCY (%):	3-11 (27.3%)	9-13 (69.2%)
PUNTS/AVERAGE:	4-46.0	0-0.0
SACKS/YARDS:	2-15	5/27
FUMBLES/LOST:	1-0	0-0
POINTS OFF TURNOVERS:	7	3
AVG. DRIVE START:	OWN 28	OWN 25
TIME OF POSSESSION:	20:56	39:04

### INDIVIDUAL TOP PERFORMERS



#### PASSING

	CMP	ATT	YDS	TD	INT	RT
J.Herbert	18	25	227	3	1	122.8
C.Wentz	15	27	144	1	1	67.5

#### RUSHING

	ATT	YDS	AVG	LG	TD
K.Vidal	23	117	5.1	21	1
J.Herbert	7	62	8.9	18	0
	ATT	YDS	AVG	LG	TD
Z.Scott	2	16	8.0	10	0
A.Jones	5	15	3.0	5	0

#### RECEIVING

	REC	YDS	AVG	LG	TD
L.McConkey	6	88	14.7	27	1
O.Gadsden	5	77	15.4	40	1
K.Allen	4	44	11.0	17	0
T.Harris	2	8	4.0	6	1
	REC	YDS	AVG	LG	TD
J.Jefferson	7	74	10.6	17	0
J.Addison	3	26	8.7	15	1
T.Hockenson	2	26	13.0	14	0
A.Jones	2	15	7.5	13	0

**TACKLES (SOLO) - LAC:** B.St-Juste 7 (7), C.Hart 4 (4), D.Henley 4 (1);  
**MIN:** B.Cashman 11 (6), H.Smith 9 (8), E.Wilson 9 (5).

**SACKS - LAC:** J.Eboigbe 2.0-15, T.Tuipulotu 1.0-7, O.Oweh 1.0-1, K.Mack 1.0-4; **MIN:** J.Greenard 1.0-7, J.Allen 1.0-8.

**INTERCEPTIONS - LAC:** R.Mickens 1-15-0; **MIN:** J.Metellus 1-0-0.

#### STARTERS

WR.....T.Harris	OLB...T.Tuipulotu	WR...J.Jefferson	DL....L.Rodriguez
WR.....L.McConkey	DL.....J.Caldwell	TE...T.Hockenson	DL....J.Redmond
LT.....J.Alt	DL.....T.Tart	LT....C.Darrisaw	DL.....J.Allen
LG.....Z.Johnson	OLB.....K.Mack	LG....D.Jackson	OLB...J.Greenard
C.....B.Bozeman	LB.....D.Henley	C.....B.Brandel	LB.....E.Wilson
RG.....M.Becton	LB...D.Perryman	RG...W.Fries	LB.....I.Pace
RT.....B.Hart	CB.....T.Still	RT....J.Skule	LB....B.Cashman
TE.....T.Fisk	CB.....B.St-Juste	WR...A.Thielen	CB.....I.Rodgers
FB.....S.Matlock	CB.....B.St-Juste	WR...J.Addison	CB.....B.Murphy
QB.....J.Herbert	S.....T.Jefferson	QB...C.Wentz	S.....H.Smith
RB.....K.Vidal	S.....D.James	RB...A.Jones	S.....J.Metellus

# 2025 GAME SUMMARIES

## WEEK 9 AT TENNESSEE



### CHARGERS 27 TITANS 20

Sunday, Nov. 2, 2025  
Nissan Stadium – Nashville, Tenn.



#### GAME STATISTICS

TEAM	1	2	3	4	OT	F
L.A. Chargers	7	13	0	7	—	27
Tennessee	14	3	0	3	—	20

#### SCORING SUMMARY

Team	Q	Time	Play
Titans	1	11:19	C.Barton 24 yd. interception return (J.Slye kick)
Chargers	1	7:24	S.Matlock 2 yd. pass from J.Herbert (C.Dicker kick)
Titans	1	2:55	C.Dike 67 yd. punt return (J.Slye kick)
Chargers	2	14:06	C.Dicker 27 yd. Field Goal
Chargers	2	8:37	Q.Johnston 19 yd. pass from J.Herbert (C.Dicker kick)
Titans	2	5:02	J.Slye 49 yd. Field Goal
Chargers	2	0:20	C.Dicker 52 yd. Field Goal
Chargers	4	12:58	J.Herbert 1 yd. run (C.Dicker kick)
Titans	4	4:19	J.Slye 37 yd. Field Goal

#### TEAM STATISTICS

	LAC	TEN
FIRST DOWNS:	21	10
TOTAL NET YARDS:	343	206
NET RUSHING YARDS:	131	88
NET PASSING YARDS:	212	118
PENALTIES/YARDS:	3-20	7-60
3RD DOWN EFFICIENCY (%):	7-13 (53.8%)	1-9 (11.1%)
PUNTS/AVERAGE:	4-52.3	5-37.4
SACKS/YARDS:	4/27	6/38
FUMBLES/LOST:	1-0	2-0
POINTS OFF TURNOVERS:	0	0
AVG. DRIVE START:	OWN 28	OWN 32
TIME OF POSSESSION:	34:20	29:40

#### INDIVIDUAL TOP PERFORMERS



##### PASSING

	CMP	ATT	YDS	TD	INT	RT
J.Herbert	19	29	250	2	1	101.2
C.Ward	12	21	145	0	0	78.5

##### RUSHING

	ATT	YDS	AVG	LG	TD
J.Herbert	9	57	6.3	29	1
J.Patterson	9	44	4.9	9	0
T.Pollard	10	56	5.6	16	0
T.Spears	7	26	3.7	10	0

##### RECEIVING

	REC	YDS	AVG	LG	TD
O.Gadsden	5	68	13.6	34	0
L.McConkey	4	56	14.0	21	0
Q.Johnston	4	53	13.3	23	1
K.Allen	2	41	20.5	31	0
E.Ayomanor	3	46	15.3	29	0
T.Spears	3	36	12.0	26	0
C.Okonkwo	2	10	5.0	6	0
V.Jefferson	1	21	21.0	21	0

**TACKLES (SOLO) – LAC:** D.James 8 (5), D.Perryman 7 (5), D.Henley 7 (2);  
**TEN:** C.Gray 16 (11), A.Hooker 7 (6), C.Barton 6 (2).

**SACKS – LAC:** O.Oweh 2-11, D.Henley 1-8, T.Tuipulotu 1-1; **TEN:** J.Ward 2-5-16, D.Jones 1.5-6, C.Gray 1-7, S.Joseph 1-9.

**INTERCEPTIONS – LAC:** None; **TEN:** C.Barton 1-24-1.

##### STARTERS

WR.....L.McConkey	OLB.....T.Tuipulotu	WR.....E.Ayomanor	OLB.....J.Ward
WR.....K.Allen	DL.....J.Caldwell	WR.....C.Dike	DE.....S.Joseph
TE.....O.Gadsden	DL.....T.Tart	TE.....C.Okonkwo	NT.....T.Sweat
LT.....J.Alt	OLB.....K.Mack	LT.....D.Moore	OLB.....D.Jones
LG.....Z.Johnson	LB.....D.Henley	LG.....P.Skoronski	ILB.....C.Gray
C.....B.Bozeman	LB.....D.Perryman	C.....L.Cushenberry	ILB.....C.Barton
RG.....F.Sarell	DB.....E.Molden	RG.....K.Zeitler	CB.....J.Armour-Davis
RT.....B.Hart	CB.....D.Jackson	RT.....J.Latham	CB.....D.Baker
WR.....Q.Johnston	CB.....C.Hart	WR.....V.Jefferson	S.....A.Hooker
QB.....J.Herbert	S.....D.James Jr.	QB.....C.Ward	S.....Q.Diggs
RB.....K.Vidal	S.....R.Mickens	RB.....T.Pollard	S.....K.Winston

## WEEK 10 vs. PITTSBURGH



### STEELERS 10 CHARGERS 25

Sunday, Nov. 9, 2025  
SoFi Stadium – Inglewood, Calif.



#### GAME STATISTICS

TEAM	1	2	3	4	OT	F
Pittsburgh	3	0	0	7	—	10
L.A. Chargers	2	10	3	10	—	25

#### SCORING SUMMARY

Team	Q	Time	Play
Steelers	1	10:25	C.Boswell 59 yd. Field Goal
Chargers	1	5:09	A.Rodgers tackled in end zone for a Safety
Chargers	2	7:32	C.Dicker 32 yd. Field Goal
Chargers	2	0:12	L.McConkey 15 yd. pass from J.Herbert (C.Dicker kick)
Chargers	3	6:07	C.Dicker 59 yd. Field Goal
Chargers	4	9:26	K.Vidal 2 yd. run (C.Dicker kick)
Chargers	4	4:54	C.Dicker 42 yd. Field Goal
Steelers	4	2:57	R.Wilson 27 yd. pass from A.Rodgers

#### TEAM STATISTICS

	PIT	LAC
FIRST DOWNS:	11	18
TOTAL NET YARDS:	221	314
NET RUSHING YARDS:	50	69
NET PASSING YARDS:	148	199
PENALTIES/YARDS:	4-29	8-55
3RD DOWN EFFICIENCY (%):	2-11 (18.2%)	6-17 (35.3%)
PUNTS/AVERAGE:	5-45.8	6-43.8
SACKS/YARDS:	3/13	5/21
FUMBLES/LOST:	2/1	0/0
POINTS OFF TURNOVERS:	0	10
AVG. DRIVE START:	OWN 29	OWN 37
TIME OF POSSESSION:	22:25	37:35

#### INDIVIDUAL TOP PERFORMERS



##### PASSING

	CMP	ATT	YDS	TD	INT	RT
J.Herbert	20	33	220	1	0	90.5
A.Rodgers	16	31	161	1	2	50.6

##### RUSHING

	ATT	YDS	AVG	LG	TD
K.Vidal	25	95	3.8	12	1
J.Herbert	5	19	3.8	15	0
J.Warren	14	70	5.0	14	0
K.Johnson	2	3	1.5	5	0

##### RECEIVING

	REC	YDS	AVG	LG	TD
Q.Johnston	5	42	8.4	15	0
L.McConkey	4	107	26.8	58	1
O.Gadsden	3	13	4.3	6	0
K.Allen	2	19	9.5	12	0
D.Metcalf	3	35	11.7	19	0
P.Freiermuth	3	33	11.0	15	0
R.Wilson	2	35	17.5	27	1
J.Warren	2	21	10.5	18	0

**TACKLES (SOLO) – LAC:** D.Henley 6 (5), E.Molden 5 (4), R.Mickens 4 (2);  
**PIT:** P.Queen 12 (2), J.Ramsey 8 (4), P.Wilson 7 (4).

**SACKS – LAC:** B.Dupree 1.0-1, K.Mack 1.0-9, T.Tuipulotu 1.0-3; **PIT:** A.Highsmith 2.0-2, K.Benton 1.0-7, N.Herbig 1.0-5, T.Watt 1.0-3.

**INTERCEPTIONS – LAC:** None; **PIT:** None.

##### STARTERS

WR.....Q.Johnston	OLB.....T.Tuipulotu	WR.....D.Metcalf	ROLB.....A.Highsmith
TE.....O.Gadsden	DL.....J.Caldwell	LT.....B.Jones	DT.....Ca.Heyward
LT.....A.Deculus	DL.....T.Tart	LG.....A.Peat	NT.....K.Benton
LG.....Z.Johnson	DL.....D.Hand	C.....R.McCollum	DE.....D.Harmon
C.....B.Bozeman	OLB.....K.Mack	RG.....M.McCormick	LOLB.....T.Watt
RG.....M.Becton Sr.	LB.....D.Henley	RT.....T.Fautanu	LILB.....P.Queen
RT.....T.Pipkins	LB.....D.Perryman	OL.....S.Anderson	LB.....M.Harrison
TE.....T.Fisk	DB.....E.Molden	TE.....D.Washington	LCB.....D.Slay
WR.....L.McConkey	CB.....D.Jackson	WR.....B.Skowronek	RCB.....J.Porter
QB.....J.Herbert	CB.....C.Hart	QB.....A.Rodgers	CB.....J.Ramsey
RB.....K.Vidal	S.....D.James Jr.	RB.....J.Warren	SS.....K.Dugger

# 2025 GAME SUMMARIES

## WEEK 11 AT JACKSONVILLE



**CHARGERS 6  
JAGUARS 35**

Sunday, Nov. 16, 2025  
EverBank Stadium — Jacksonville, Fla.



### GAME STATISTICS

TEAM	1	2	3	4	OT	F
L.A. Chargers	3	3	0	0	—	6
Jacksonville	7	7	7	14	—	35

### SCORING SUMMARY

Team	Q	Time	Play
Chargers	1	3:31	C.Dicker 41 yd. Field Goal
Jaguars	1	0:00	B.Tuten 4 yd. run (C.Little kick)
Chargers	2	8:15	C.Dicker 46 yd. Field Goal
Jaguars	2	3:37	T.Etienne 2 yd. run (C.Little kick)
Jaguars	3	7:50	T.Lawrence 1 yd. run (C.Little kick)
Jaguars	4	11:38	T.Patrick 1 yd. pass from T.Lawrence (C.Little kick)
Jaguars	4	11:02	T.Etienne 13 yd. run (C.Little kick)

### TEAM STATISTICS

	LAC	JAX
FIRST DOWNS:	8	30
TOTAL NET YARDS:	135	345
NET RUSHING YARDS:	42	192
NET PASSING YARDS:	93	153
PENALTIES/YARDS:	5-71	1-5
3RD DOWN EFFICIENCY (%):	3-12 (25.0%)	5-10 (50.0%)
PUNTS/AVERAGE:	4-48.8	0-0.0
SACKS/YARDS:	0/0	3/25
FUMBLES/LOST:	0-0	0-0
POINTS OFF TURNOVERS:	3	7
AVG. DRIVE START:	OWN 27	OWN 34
TIME OF POSSESSION:	22:05	37:55

### INDIVIDUAL TOP PERFORMERS



#### PASSING

	CMP	ATT	YDS	TD	INT	RT
J.Herbert	10	18	81	0	1	44.0
T.Lawrence	14	22	153	1	1	80.3

#### RUSHING

	ATT	YDS	AVG	LG	TD
J.Herbert	3	21	7.0	12	0
K.Vidal	5	13	2.6	4	0
B.Tuten	15	74	4.9	15	1
T.Etienne	19	73	3.8	13	2

#### RECEIVING

	REC	YDS	AVG	LG	TD
K.Allen	4	53	13.3	30	0
L.McConkey	3	13	4.3	7	0
O.Gadsden	2	41	20.5	28	0
T.Harris	1	12	12.0	12	0
J.Meyers	5	64	12.8	21	0
T.Patrick	3	20	6.7	10	1
J.Mundt	2	25	12.5	16	0
P.Washington	2	20	10.0	11	0

**TACKLES (SOLO) - LAC:** E.Molden 7 (5), D.Perryman 7 (4), J.Eboigbe 6 (5); **JAX:** F.Oluokun 5 (3), A.Wingard 5 (3), J.Hines-Allen 4 (2).

**SACKS - LAC:** None; **JAX:** J.Hines-Allen 1.0-14, A.Armstead 1.0-7, D.Striggow 0.5-2, T.Walker 0.5-2.

**INTERCEPTIONS - LAC:** D.Jackson 1-0-0; **JAX:** An.Johnson 1-44-0.

#### STARTERS

WR.... Q.Johnston	OLB... T.Tuipulotu	WR.... T.Patrick	DE ... J.Hines-Allen
WR.... T.Harris	DL..... D.Hand	LT..... W.Little	DT..... D.Hamilton
LT..... T.Penning	DL..... T.Tart	LG..... E.Cleveland	DT.... A.Armstead
LG..... Z.Johnson	OLB.... K.Mack	C..... R.Hainsey	DE ..... T.Walker
C..... B.Bozeman	LB..... D.Henley	RG..... P.Mekari	LB..... D.Lloyd
RG.... M.Becton	LB.... D.Perryman	RT..... C.Van Lanen	LB.... F.Oluokun
RT.... T.Pipkins	DB..... E.Molden	TE..... Q.Morris	CB..... M.Brown
TE..... T.Fisk	CB..... D.Jackson	WR.... P.Washington	CB..... J.Jones
WR.... L.McConkey	CB..... C.Hart	WR.... J.Meyers	CB.... G.Newsome
QB.... J.Herbert	S..... D.James Jr.	QB.... T.Lawrence	S..... A.Wingard
RB.... K.Vidal	S..... R.Mickens	RB.... T.Etienne	S..... An.Johnson

## WEEK 13 vs. LAS VEGAS



**RAIDERS 14  
CHARGERS 31**

Sunday, Nov. 30, 2025  
SoFi Stadium — Inglewood, Calif.



### GAME STATISTICS

TEAM	1	2	3	4	OT	F
Las Vegas	0	7	0	7	—	14
L.A. Chargers	7	0	14	10	—	31

### SCORING SUMMARY

Team	Q	Time	Play
Chargers	1	4:21	Q.Johnston 10 yd. pass from J.Herbert (C.Dicker kick)
Raiders	2	1:50	B.Bowers 6 yd. pass from G.Smith (D.Carlson kick)
Chargers	3	14:03	K.Vidal 59 yd. run (C.Dicker kick)
Chargers	3	2:23	L.McConkey 7 yd. pass from J.Herbert (C.Dicker kick)
Chargers	4	14:49	C.Dicker 56 yd. Field Goal
Raiders	4	7:49	B.Bowers 6 yd. pass from G.Smith
Chargers	4	1:55	J.Patterson 2 yd. run (C.Dicker kick)

### TEAM STATISTICS

	LV	LAC
FIRST DOWNS:	12	22
TOTAL NET YARDS:	156	341
NET RUSHING YARDS:	31	192
NET PASSING YARDS:	125	149
PENALTIES/YARDS:	4-50	4/27
3RD DOWN EFFICIENCY (%):	2-8 (25.0%)	12-17 (70.6%)
PUNTS/AVERAGE:	4-46.5	2-57.5
SACKS/YARDS:	3/11	5/40
FUMBLES/LOST:	1/0	0/0
POINTS OFF TURNOVERS:	0	0
AVG. DRIVE START:	OWN 34	OWN 33
TIME OF POSSESSION:	24:12	35:48

### INDIVIDUAL TOP PERFORMERS



#### PASSING

	CMP	ATT	YDS	TD	INT	RT
J.Herbert	15	20	151	2	1	108.5
G.Smith	18	23	165	2	1	107.4

#### RUSHING

	ATT	YDS	AVG	LG	TD
K.Vidal	25	126	5.0	59	1
J.Patterson	11	54	4.9	22	1
A.Jeanty	15	31	2.1	9	0
R.Mostert	1	6	6.0	6	0

#### RECEIVING

	REC	YDS	AVG	LG	TD
L.McConkey	4	39	9.8	15	1
K.Allen	4	30	7.5	10	0
T.Harris	3	30	10.0	16	0
Q.Johnston	3	23	7.7	10	1
A.Jeanty	6	30	5.0	8	0
B.Bowers	4	63	15.8	27	2
T.Tucker	3	20	6.7	9	0
J.Bech	2	22	11.0	16	0

**TACKLES (SOLO) - LAC:** D.Perryman 7 (6), T.Tuipulotu 6 (5), E.Molden 5 (2); **LV:** J.Chinn 17 (8), D.White 11 (5), M.Crosby 9 (6).

**SACKS - LAC:** T.Tuipulotu 2.0-16, B.Dupree 1.0-7, D.James Jr. 0.5-4.5, D.Hand 0.5-4, D. Henley 0.5-4.5, K.Mack 0.5-4.5; **LV:** M.Crosby 2.0-8, M.Koonce 1.0-3.

**INTERCEPTIONS - LAC:** T.Jeffersonn 1-0-0; **LV:** K.Kelly 1-0-0.

#### STARTERS

WR.... T.Harris	OLB..... K.Mack	WR.... D.Thornton	DE .... C.Snowden
LT..... J.Salyer	DL..... T.Tart	LT..... S.Sorsythe	DT..... A.Butler
LG..... Z.Johnson	DL..... D.Hand	LG..... D.Parham	DL..... L.Fotu
C..... B.Bozeman	OLB... T.Tuipulotu	C..... A.Cappa	DT..... J.Laulu
RG.... M.Becton	LB..... D.Henley	RG.... C.Rogers	DE ..... M.Crosby
RT.... T.Pipkins	LB.... D.Perryman	RT.... D.Glaze	MLB.... E.Roberts
TE..... O.Gadsden	DB..... E.Molden	TE..... I.Thomas	LB..... D.White
TE..... T.Fisk	CB..... D.Jackson	TE..... B.Bowers	CB..... E.Stokes
QB.... J.Herbert	CB..... T.Still	WR.... T.Tucker	CB ..... D.Porter
FB.... S.Matlock	S..... R.Mickens	QB.... G.Smith	FS ..... I.Pola-Mao
RB.... K.Vidal	S..... D.James	RB .... A.Jeanty	SS ..... J.Chinn

# 2025 GAME SUMMARIES

## WEEK 14 vs. PHILADELPHIA



**EAGLES 19  
CHARGERS 22**

Monday, Dec. 8, 2025  
SoFi Stadium – Inglewood, Calif.



### GAME STATISTICS

TEAM	1	2	3	4	OT	F
Philadelphia	3	3	3	10	0	19
L.A. Chargers	7	3	3	6	3	22

### SCORING SUMMARY

Team	Q	Time	Play
Chargers	1	8:49	O.Hampton 4 yd. pass from J.Herbert (C.Dicker kick)
Eagles	1	3:22	J.Elliott 41 yd. Field Goal
Chargers	2	4:55	C.Dicker 45 yd. Field Goal
Eagles	2	0:48	J.Elliott 30 yd. Field Goal
Chargers	3	5:32	C.Dicker 34 yd. Field Goal
Eagles	3	3:22	J.Elliott 54 yd. Field Goal
Eagles	4	14:51	S.Barkley 52 yd. run (J.Elliott kick)
Chargers	4	7:26	C.Dicker 31 yd. Field Goal
Eagles	4	2:16	J.Elliott 44 yd. Field Goal
Chargers	4	0:08	C.Dicker 46 yd. Field Goal
Chargers	OT	6:24	C.Dicker 54 yd. Field Goal

### TEAM STATISTICS

	PHI	LAC
FIRST DOWNS:	19	16
TOTAL NET YARDS:	365	275
NET RUSHING YARDS:	134	169
NET PASSING YARDS:	231	106
PENALTIES/YARDS:	6-53	7-55
3RD DOWN EFFICIENCY (%):	4-13 (30.8%)	7-19 (36.8%)
PUNTS/AVERAGE:	3-51.7	5-51.2
SACKS/YARDS:	7/33	1/9
FUMBLES/LOST:	2-1	3-2
POINTS OFF TURNOVERS:	3	6
AVG. DRIVE START:	OWN 31	OWN 30
TIME OF POSSESSION:	29:26	38:05

### INDIVIDUAL TOP PERFORMERS



#### PASSING

	CMP	ATT	YDS	TD	INT	RT
J.Herbert	12	26	139	1	1	59.6
J.Hurts	21	40	240	0	4	31.2

#### RUSHING

	ATT	YDS	AVG	LG	TD
J.Herbert	10	66	6.6	15	0
O.Hampton	13	56	4.3	18	0
S.Barkley	20	122	6.1	52	1
J.Hurts	4	8	2.0	8	0

#### RECEIVING

	REC	YDS	AVG	LG	TD
K.Allen	3	22	7.3	10	0
O.Hampton	2	11	5.5	7	1
G.Johnston	2	8	4.0	8	0
K.Vidal	1	60	60.0	60	0
D.Goedert	8	78	9.8	16	0
A.Brown	6	100	16.7	26	0
D.Smith	4	37	9.3	28	0
D.Cooper	1	19	19.0	19	0

**TACKLES (SOLO) - LAC:** D.Henley 7 (6), T.Jefferson 5 (5), T.Still 5 (4); **PHI:** R.Blankenship 8 (6), J.Hunt 8 (4), Z.Baun 8 (4), B.Young 8 (2).

**SACKS - LAC:** O.Oweh 1.0-9; **PHI:** J.Hunt 2.5-2, J.Davis 1.5-11.5, B.Young 1.5-4.5, N.Dean 1.0-12, Z.Baun .05-4.5.

**INTERCEPTIONS - LAC:** C.Hart 1-27-0, D.Hand 1-7-0, D.Jackson 1-6-0, T.Jefferson 1-3-0; **PHI:** A.Jackson 1-1-0.

#### STARTERS

WR.... K.Allen	OLB... T.Tuipulotu	WR.... A.Brown	OLB..... N.Smith
LT..... J.Salyer	DL..... D.Hand	LT..... J.Mailata	DT..... J.Davis
LG..... Z.Johnson	DL..... T.Tart	LG..... L.Dickerson	DT..... M.Ojomo
C..... B.Bozeman	OLB..... K.Mack	C..... C.Jurgens	OLB..... J.Phillips
RG..... M.Becton	LB..... D.Henley	RG..... T.Steen	LB..... N.Dean
RT..... T.Pipkins	LB..... D.Perryman	RT..... F.Johnson	LB..... Z.Baun
WR.... L.McConkey	CB ..... T.Still	TE..... D.Goedert	CB ..... A.Jackson
TE..... O.Gadsden	CB ..... D.Jackson	WR.... D.Smith	CB ..... Q.Mitchell
WR.... T.Harris	DB ..... E.Molden	WR.... J.Dotson	CB ..... C.DeJean
QB..... J.Herbert	S..... R.Mickens	QB..... J.Hurts	S..... M.Epps
RB..... K.Vidal	S..... D.James	RB ..... S.Barkley	S.... R.Blankenship

## WEEK 15 at KANSAS CITY



**CHARGERS 16  
CHIEFS 13**

Sunday, Dec. 14, 2025  
GEHA Field at Arrowhead Stadium – Kansas City, Mo.



### GAME STATISTICS

TEAM	1	2	3	4	OT	F
L.A. Chargers	3	7	6	0	—	16
Kansas City	7	6	0	0	—	13

### SCORING SUMMARY

Team	Q	Time	Play
Chiefs	1	8:52	P.Mahomes 12 yd. run (H.Butker kick)
Chargers	1	2:30	C.Dicker 49 yd. Field Goal
Chiefs	2	8:04	H.Butker 27 yd. Field Goal
Chiefs	2	0:38	H.Butker 47 yd. Field Goal
Chargers	2	0:05	K.Lambert-Smith 16 yd. pass from J.Herbert (C.Dicker kick)
Chargers	3	8:55	C.Dicker 23 yd. Field Goal
Chargers	3	0:51	C.Dicker 49 yd. Field Goal

### TEAM STATISTICS

	LAC	KC
FIRST DOWNS:	18	17
TOTAL NET YARDS:	295	239
NET RUSHING YARDS:	94	49
NET PASSING YARDS:	201	190
PENALTIES/YARDS:	5-50	9-64
3RD DOWN EFFICIENCY (%):	5-14 (35.7%)	6-13 (46.2%)
PUNTS/AVERAGE:	4-37.5	4-47.5
SACKS/YARDS:	5/21	4/9
FUMBLES/LOST:	1/0	0/0
POINTS OFF TURNOVERS:	0	3
AVG. DRIVE START:	OWN 30	OWN 32
TIME OF POSSESSION:	34:42	25:18

### INDIVIDUAL TOP PERFORMERS



#### PASSING

	CMP	ATT	YDS	TD	INT	RT
J.Herbert	19	29	210	1	1	84.0
P.Mahomes	16	28	189	0	1	62.9

#### RUSHING

	ATT	YDS	AVG	LG	TD
O.Hampton	15	61	4.1	26	0
K.Vidal	12	33	2.8	8	0
I.Pacheco	11	21	1.9	7	0
P.Mahomes	2	15	7.5	12	1

#### RECEIVING

	REC	YDS	AVG	LG	TD
K.Allen	5	36	7.2	12	0
O.Gadsden	4	61	15.3	27	0
T.Harris	3	49	16.3	37	0
L.McConkey	2	20	10.0	13	0
T.Kelce	7	70	10.0	17	0
R.Rice	7	51	7.3	11	0
T.Thornton	2	47	23.5	26	0
X.Worthy	2	35	17.5	26	0

**TACKLES (SOLO) - LAC:** D.James Jr. 10 (2), D.Perryman 9 (4), T.Tuipulotu 4 (4); **KC:** D.Tranquill 14 (8), N.Bolton 11 (5), B.Cook 7 (5).

**SACKS - LAC:** O.Oweh 2.0-17, T.Tuipulotu 2.0-4, K.Mack 1.0-0; **KC:** C.Omenihu 1.5-2, J.Watson 1.0-6, L.Chenal 0.5-0, A.Gillotte 0.5-.05, J.Hicks 0.5-0.5.

**INTERCEPTIONS - LAC:** D.Henley 1-0-0, D.James Jr. 1-0-0; **KC:** A.Gillotte 1-14-0.

#### STARTERS

WR.... T.Harris	OLB... T.Tuipulotu	TE..... T.Kelce	DE ..... G.Karlaftis
LT..... J.Salyer	DL..... D.Hand	LT..... E.Pole	DT..... C.Jones
LG..... Z.Johnson	DL..... T.Tart	LG..... K.Suamataia	DT..... D.Nnadi
C..... B.Bozeman	OLB..... K.Mack	C ..... C.Humphrey	DE ..... M.Danna
RG..... M.Becton	LB..... D.Henley	RG ..... M.Caliendo	LB ..... D.Tranquill
RT..... B.Hart	LB..... D.Perryman	RT ..... J.Moore	LB..... N.Bolton
TE..... O.Gadsden	CB ..... C.Hart	WR.... J.Smith-Schuster	LB..... L.Chenal
T ..... T.Penning	CB ..... D.Jackson	WR.... T.Thornton	DB ..... C.Conner
QB..... J.Herbert	DB ..... T.Jefferson	WR.... R.Rice	CB ..... N.Williams
FB ..... S.Matlock	S..... R.Mickens	QB..... P.Mahomes	CB ..... J.Watson
RB ..... K.Vidal	S..... D.James	RB ..... I.Pacheco	S..... B.Cook



# 2025 LOS ANGELES CHARGERS NUMERICAL ROSTER

## ACTIVE ROSTER

No.	Name	Pos.	Ht.	Wt.	Age	Exp.	College	Hometown	How Acq.
0	Daiyan Henley	LB	6-0	225	26	3	Washington State	Los Angeles, Calif.	D3-'23
1	Quentin Johnston	WR	6-2	208	24	3	TCU	Temple, Texas	D1-'23
2	Elijah Molden	DB	5-10	192	26	5	Washington	West Linn, Ore.	T (Ten)-'24
3	Derwin James Jr.	S	6-2	215	29	8	Florida State	Haines City, Fla.	D1-'18
5	Trey Lance	QB	6-4	226	25	5	North Dakota State	Marshall, Minn.	UFA (Dal)-'25
6	Denzel Perryman	LB	5-11	240	33	11	Miami	Coral Gables, Fla.	UFA (Hou)-'24
8	Omarion Hampton	RB	6-0	220	22	R	North Carolina	Clayton, N.C.	D1-'25
9	Tre' Harris	WR	6-3	210	23	R	Mississippi	Broussard, La.	D2-'25
10	Justin Herbert	QB	6-6	236	27	6	Oregon	Eugene, Ore.	D1a-'20
11	Cameron Dicker	K	6-1	216	25	4	Texas	Austin, Texas	FA-'22
12	Derius Davis	WR	5-8	165	25	3	TCU	St. Francisville, La.	D4-'23
13	Keenan Allen	WR	6-2	211	33	13	California	Greensboro, N.C.	FA-'25
15	Ladd McConkey	WR	6-0	185	24	2	Georgia	Chatsworth, Ga.	D2-'24
16	JK Scott	P	6-5	208	30	7	Alabama	Denver, Colo.	FA-'22
20	Cam Hart	CB	6-2	207	25	2	Notre Dame	Baltimore, Md.	D5b-'24
23	Tony Jefferson	S	5-11	212	33	11	Oklahoma	Chula Vista, Calif.	FA-'24
24	Benjamin St-Juste	CB	6-3	200	28	5	Minnesota	Montreal, Quebec, Canada	UFA (Was)-'25
26	Donte Jackson	CB	5-10	180	30	8	Louisiana State	Metairie, La.	UFA (Pit)-'25
27	RJ Mickens	S	6-0	210	24	R	Clemson	Southlake, Texas	D6b-'25
28	Hassan Haskins	RB	6-2	228	26	4	Michigan	St. Louis, Mo.	W (Ten)-'24
29	Tarheeb Still	CB	6-1	196	23	2	Maryland	Sicklerville, N.J.	D5a-'24
30	Kimani Vidal	RB	5-8	215	24	2	Troy	Marietta, Ga.	D6-'24
33	Deane Leonard	DB	6-0	195	26	4	Mississippi	Calgary, Alberta, Canada	D7a-'22
40	Kendall Williamson	S	6-0	203	25	1	Stanford	Snellville, Ga.	FA-'24
43	Troy Dye	LB	6-3	225	29	6	Oregon	Norco, Calif.	UFA (Min)-'24
44	Scott Matlock	FB/DL	6-4	296	25	3	Boise State	Homedale, Idaho	D6-'23
45	Tuli Tuipulotu	OLB	6-3	266	23	3	Southern California	Hawthorne, Calif.	D2-'23
46	Nikko Reed	CB	5-10	180	22	R	Oregon	Oakland, Calif.	FA-'25
47	Josh Harris	LS	6-1	224	36	14	Auburn	Carrollton, Ga.	UFA (Atl)-'22
48	Bud Dupree	OLB	6-4	269	32	11	Kentucky	Macon, Ga.	FA-'24
52	Khalil Mack	OLB	6-3	269	34	12	Buffalo	Fort Pierce, Fla.	T (Chi)-'22
53	Dei'Shawn Phillips	LB	6-2	230	29	6	Illinois	Highland Park, Ill.	UFA (Hou)-'25
54	Kyle Kennard	OLB	6-5	254	24	R	South Carolina	Atlanta, Ga.	D4-'25
58	Marlowe Wax	LB	6-1	236	23	R	Syracuse	Baltimore, Md.	FA-'25
64	Trevor Penning	OL	6-7	325	26	4	Northern Iowa	Clear Lake, Iowa	T (NO)-'25
66	Bobby Hart	T	6-4	310	31	9	Florida State	Lauderhill, Fla.	FA-'25
68	Jamaree Salyer	OL	6-4	325	25	4	Georgia	Atlanta, Ga.	D6a-'22
73	Mekhi Becton Sr.	G	6-7	363	26	6	Louisville	Highland Springs, Va.	UFA (Phi)-'25
74	Austin Deculus	T	6-5	321	26	3	Louisiana State	Mamou, La.	T (Hou)-'25
75	Bradley Bozeman	C	6-5	325	31	8	Alabama	Roanoke, Ala.	FA-'24
77	Zion Johnson	G	6-3	316	26	4	Boston College	Bowie, Md.	D1-'22
78	Andre James	C	6-4	300	28	7	UCLA	Herriman, Utah	FA-'25
79	Trey Pipkins III	G/T	6-6	307	29	7	Sioux Falls	Apple Valley, Minn.	D3-'19
83	Tyler Conklin	TE	6-3	248	30	8	Central Michigan	Chesterfield, Mich.	UFA (NYJ)-'25
84	KeAndre Lambert-Smith	WR	6-1	182	24	R	Auburn	Norfolk, Va.	D5a-'25
86	Oronde Gadsden	TE	6-5	236	22	R	Syracuse	Plantation, Fla.	D5b-'25
89	Will Dissly	TE	6-4	265	29	8	Washington	Bozeman, Mont.	FA-'24
90	Teair Tart	DL	6-2	315	28	6	Florida International	Philadelphia, Pa.	FA-'24
91	Da'Shawn Hand	DL	6-3	302	30	8	Alabama	Woodbridge, Va.	UFA (Mia)-'25
92	Justin Eboigbe	DL	6-5	292	24	2	Alabama	Forest Park, Ga.	D4-'24
93	Otito Ogbonna	DL	6-4	320	25	4	UCLA	Houston, Texas	D5-'22
98	Odafe Oweh	OLB	6-5	265	27	5	Penn State	Howell, N.J.	T (Bal)-'25
99	Jamaree Caldwell	DL	6-1	340	25	R	Oregon	Newberry, S.C.	D3-'25

## PRACTICE SQUAD

No.	Name	Pos.	Ht.	Wt.	Age	Exp.	College	Hometown	How Acq.
7	DJ Uiagalelei	QB	6-4	252	24	R	Florida State	Inland Empire, Calif.	FA-'25
31	Marcus Williams	S	6-1	204	29	9	Utah	Corona, Calif.	FA-'25
32	Jaret Patterson	RB	5-8	195	25	2	Buffalo	Glendale, Md.	FA-'23
34	Amar Johnson	RB	5-10	205	22	R	South Dakota State	O'Fallon, Mo.	FA-'25
35	Marcus Maye	S	6-0	207	32	9	Florida	Melbourne, Fla.	W (Mia)-'24
37	Isas Waxter	CB	6-1	205	24	R	Villanova	Newark, N.J.	FA-'25
49	Thomas Yassmin	TE	6-5	251	26	1	Utah	Sydney, New South Wales, Australia	FA (IPP)-'25
50	Emany Johnson	LB	6-2	218	25	1	Nevada	Richmond, Calif.	FA-'24
62	Sam Mustipher	C/G	6-3	306	30	6	Notre Dame	Owings Mills, Md.	FA-'25
63	Josh Kaltenberger	C	6-6	308	24	R	Maryland	Pittsburgh, Pa.	FA-'25
67	Foster Sarell	T	6-6	322	27	4	Stanford	Tacoma, Wash.	FA-'25
71	Branson Taylor	G	6-6	330	23	R	Pittsburgh	Lorain, Ohio	D6a-'25
81	Dalevon Campbell	WR	6-4	220	24	R	South Carolina	Houston, Texas	FA-'25
82	JaQuae Jackson	WR	6-1	184	25	2	Rutgers	Pittsburgh, Pa.	FA-'25
94	TeRah Edwards	DL	6-2	305	24	R	Illinois	Columbus, Ohio	FA-'25
97	Garmon Randolph	OLB	6-8	260	25	R	Baylor	Jefferson, Ga.	FA-'25

## RESERVE/INJURED

No.	Name	Pos.	Ht.	Wt.	Age	Exp.	College	Hometown	How Acq.
22	Najee Harris	RB	6-1	242	27	5	Alabama	Antioch, Calif.	UFA (Pit)-'25
25	Junior Colson	LB	6-3	247	23	2	Michigan	Franklin, Tenn.	D3-'24
37	Jordan Oladokun	CB	6-0	190	23	R	Bowling Green State	Tampa, Fla.	FA-'25
39	Eric Rogers	CB	6-2	189	23	R	Rutgers	Burlington Township, N.J.	FA-'25
42	Tucker Fisk	TE	6-4	285	26	3	Stanford	Davis, Calif.	FA-'24
69	Josh Fuga	DL	6-2	313	24	R	Virginia Tech	Woodbridge, Va.	FA-'25
70	Rashawn Slater	T	6-4	315	26	5	Northwestern	Sugar Land, Texas	D1-'21
76	Joe Alt	T	6-8	322	22	2	Notre Dame	North Oaks, Minn.	D1-'24

## RESERVE/PHYSICALLY UNABLE TO PERFORM

No.	Name	Pos.	Ht.	Wt.	Age	Exp.	College	Hometown	How Acq.
67	Savion Washington	T	6-9	340	23	R	Syracuse	Akron, Ohio	FA-'25

# 2025 LOS ANGELES CHARGERS ALPHABETICAL ROSTER

## ACTIVE ROSTER

No.	Name	Pos.	Ht.	Wt.	DOB	Exp.	College	Hometown	How Acq.
13	Allen, Keenan	WR	6-2	211	4/27/92	13	California	Greensboro, N.C.	FA-'25
73	Becton Sr., Mekhi	G	6-7	363	4/18/99	6	Louisville	Highland Springs, Va.	UFA (Phi)-'25
75	Bozeman, Bradley	C	6-5	325	11/24/94	8	Alabama	Roanoke, Ala.	FA-'24
99	Caldwell, Jamaree	DL	6-1	340	8/30/00	R	Oregon	Newberry, S.C.	D3-'25
83	Conklin, Tyler	TE	6-3	248	7/30/95	8	Central Michigan	Chesterfield, Mich.	UFA (NYJ)-'25
12	Davis, Derius	WR	5-8	165	9/11/00	3	TCU	St. Francisville, La.	D4-'23
74	Deculus, Austin	T	6-5	321	3/12/99	3	Louisiana State	Mamou, La.	T (Hou)-'25
11	Dicker, Cameron	K	6-1	216	5/6/00	4	Texas	Austin, Texas	FA-'22
89	Dissly, Will	TE	6-4	265	7/8/96	8	Washington	Bozeman, Mont.	FA-'24
48	Dupree, Bud	OLB	6-4	269	2/12/93	11	Kentucky	Macon, Ga.	FA-'24
43	Dye, Troy	LB	6-3	225	9/18/96	6	Oregon	Norco, Calif.	UFA (Min)-'24
92	Eboigbe, Justin	DL	6-5	292	4/9/01	2	Alabama	Forest Park, Ga.	D4-'24
86	Gadsden, Oronde	TE	6-5	236	6/25/03	R	Syracuse	Plantation, Fla.	D5b-'25
8	Hampton, Omarion	RB	6-0	220	3/16/03	R	North Carolina	Clayton, N.C.	D1-'25
91	Hand, Da'Shawn	DL	6-3	302	11/14/95	8	Michigan State	Woodbridge, Va.	UFA (Mia)-'25
47	Harris, Josh	LS	6-1	224	4/27/89	14	Auburn	Carrollton, Ga.	UFA (Atl)-'22
9	Harris, Tre'	WR	6-3	210	2/28/02	R	Mississippi	Broussard, La.	D2-'25
66	Hart, Bobby	T	6-4	310	8/21/94	9	Florida State	Lauderhill, Fla.	FA-'25
20	Hart, Cam	CB	6-2	207	12/5/00	2	Notre Dame	Baltimore, Md.	D5b-'24
28	Haskins, Hassan	RB	6-2	228	11/26/99	4	Michigan	St. Louis, Mo.	W (Ten)-'24
0	Henley, Daiyan	LB	6-0	225	11/18/99	3	Washington State	Los Angeles, Calif.	D3-'23
10	Herbert, Justin	QB	6-6	236	3/10/98	6	Oregon	Eugene, Ore.	D1a-'20
26	Jackson, Donte	CB	5-10	180	11/8/95	8	Louisiana State	Metairie, La.	UFA (Pit)-'25
78	James, Andre	C	6-4	300	5/2/97	7	UCLA	Herriman, Utah	FA-'25
3	James Jr., Derwin	S	6-2	215	8/3/96	8	Florida State	Haines City, Fla.	D1-'18
23	Jefferson, Tony	S	5-11	212	1/27/92	11	Oklahoma	Chula Vista, Calif.	FA-'24
77	Johnson, Zion	G	6-3	316	11/18/99	4	Boston College	Bowie, Md.	D1-'22
1	Johnston, Quentin	WR	6-2	208	9/6/01	3	TCU	Temple, Texas	D1-'23
54	Kennard, Kyle	OLB	6-5	254	12/12/01	R	South Carolina	Atlanta, Ga.	D4-'25
84	Lambert-Smith, KeAndre	WR	6-1	182	10/16/01	R	Auburn	Norfolk, Va.	D5a-'25
5	Lance, Trey	QB	6-4	226	5/9/00	5	North Dakota State	Marshall, Minn.	UFA (Dal)-'25
33	Leonard, Deane	DB	6-0	195	11/20/99	4	Mississippi	Calgary, Alberta, Canada	D7a-'22
52	Mack, Khalil	OLB	6-3	269	2/22/91	12	Buffalo	Fort Pierce, Fla.	T (Chi)-'22
44	Matlock, Scott	FB/DL	6-4	296	6/28/00	3	Boise State	Homedale, Idaho	D6-'23
15	McConkey, Ladd	WR	6-0	185	11/11/01	2	Georgia	Chatsworth, Ga.	D2-'24
27	Mickens, RJ	S	6-0	210	7/10/01	R	Clemson	Southlake, Texas	D6b-'25
2	Molden, Elijah	DB	5-10	192	1/30/99	5	Washington	West Linn, Ore.	T (Ten)-'24
93	Ogbonnia, Otito	DL	6-4	320	8/25/00	4	UCLA	Houston, Texas	D5-'22
98	Oweh, Odafe	OLB	6-5	265	12/15/98	5	Penn State	Howell, N.J.	T (Bal)-'25
64	Penning, Trevor	OL	6-7	325	5/15/99	4	Northern Iowa	Clear Lake, Iowa	T (NO)-'25
6	Perryman, Denzel	LB	5-11	240	12/5/92	11	Miami	Coral Gables, Fla.	UFA (Hou)-'24
53	Phillips, Del'Shawn	LB	6-2	230	10/9/96	6	Illinois	Highland Park, Ill.	UFA (Hou)-'25
79	Pipkins III, Trey	G/T	6-6	307	9/5/96	7	Sioux Falls	Apple Valley, Minn.	D3-'19
46	Reed, Nikko	CB	5-10	180	3/3/03	R	Oregon	Oakland, Calif.	FA-'25
68	Salyer, Jamaree	OL	6-4	325	7/13/00	4	Georgia	Atlanta, Ga.	D6a-'22
16	Scott, JK	P	6-5	208	10/30/95	7	Alabama	Denver, Colo.	FA-'22
29	Still, Tarheeb	CB	6-1	196	6/9/02	2	Maryland	Sicklerville, N.J.	D5a-'24
24	St-Juste, Benjamin	CB	6-3	200	9/8/97	4	Minnesota	Montreal, Quebec, Canada	UFA (Was)-'25
90	Tart, Teair	DL	6-2	315	2/28/97	6	Florida International	Philadelphia, Pa.	FA-'24
45	Tuipulotu, Tuli	OLB	6-3	266	9/3/02	3	Southern California	Hawthorne, Calif.	D2-'23
30	Vidal, Kimani	RB	5-8	215	8/28/01	2	Troy	Marietta, Ga.	D6-'24
58	Wax, Marlowe	LB	6-1	236	12/13/02	R	Syracuse	Baltimore, Md.	FA-'25
40	Williamson, Kendall	S	6-0	203	8/24/00	1	Stanford	Snellville, Ga.	FA-'24

## PRACTICE SQUAD

No.	Name	Pos.	Ht.	Wt.	DOB	Exp.	College	Hometown	How Acq.
81	Campbell, Dalevon	WR	6-4	220	12/5/01	R	South Carolina	Houston, Texas	FA-'25
94	Edwards, TeRah	DL	6-2	305	6/3/01	R	Illinois	Columbus, Ohio	FA-'25
82	Jackson, JaQuae	WR	6-1	184	1/30/00	2	Rutgers	Pittsburgh, Pa.	FA-'25
34	Johnson, Amar	RB	5-10	205	1/31/03	R	South Dakota State	O'Fallon, Mo.	FA-'25
50	Johnson, Emany	LB	6-2	218	11/17/00	1	Nevada	Richmond, Calif.	FA-'24
63	Kaltenberger, Josh	C	6-6	308	8/10/01	R	Maryland	Pittsburgh, Pa.	FA-'25
24	Maye, Marcus	S	6-0	207	3/9/93	9	Florida	Melbourne, Fla.	W (Mia)-'24
62	Mustipher, Sam	C/G	6-3	306	8/13/96	6	Notre Dame	Owings Mills, Md.	FA-'25
32	Patterson, Jaret	RB	5-8	195	12/23/99	2	Buffalo	Glendale, Md.	FA-'23
97	Randolph, Garmon	OLB	6-8	260	10/5/00	R	Baylor	Jefferson, Ga.	FA-'25
67	Sarell, Foster	T	6-6	322	8/28/98	4	Stanford	Tacoma, Wash.	FA-'25
71	Taylor, Branson	G	6-6	330	2/13/02	R	Pittsburgh	Lorain, Ohio	D6a-'25
7	Uiagalelei, DJ	QB	6-4	252	4/17/01	R	Florida State	Inland Empire, Calif.	FA-'25
37	Waxter, Isas	CB	6-1	205	9/17/01	R	Villanova	Newark, N.J.	FA-'25
31	Williams, Marcus	S	6-1	204	9/8/96	9	Utah	Corona, Calif.	FA-'25
49	Yassmin, Thomas	TE	6-5	251	11/10/99	1	Utah	Sydney, New South Wales, Australia	FA (IPP)-'25

## RESERVE/INJURED

No.	Name	Pos.	Ht.	Wt.	DOB	Exp.	College	Hometown	How Acq.
76	Alt, Joe	T	6-8	322	2/28/03	2	Notre Dame	North Oaks, Minn.	D1-'24
25	Colson, Junior	LB	6-3	247	12/6/02	2	Michigan	Franklin, Tenn.	D3-'24
42	Fisk, Tucker	TE	6-4	285	1/19/99	3	Stanford	Davis, Calif.	FA-'24
69	Fuga, Josh	DL	6-2	313	2/14/01	R	Virginia Tech	Woodbridge, Va.	FA-'25
22	Harris, Najee	RB	6-1	242	3/9/98	5	Alabama	Antioch, Calif.	UFA (Pit)-'25
37	Oladokun, Jordan	CB	6-0	190	7/29/02	R	Bowling Green State	Tampa, Fla.	FA-'25
39	Rogers, Eric	CB	6-2	189	4/2/02	R	Rutgers	Burlington Township, N.J.	FA-'25
70	Slater, Rashawn	T	6-4	315	3/26/99	5	Northwestern	Sugar Land, Texas	D1-'21

## RESERVE/PHYSICALLY UNABLE TO PERFORM

No.	Name	Pos.	Ht.	Wt.	DOB	Exp.	College	Hometown	How Acq.
67	Washington, Savion	T	6-9	340	4/12/02	R	Syracuse	Akron, Ohio	FA-'25

## HOW THE 2025 CHARGERS WERE BUILT

YEAR	NFL DRAFT	FREE AGENCY	TRADE/WAIVERS
<b>2018</b>	S Derwin James Jr. (1)		
<b>2019</b>	G/T Trey Pipkins III (3)		
<b>2020</b>	QB Justin Herbert (1a)		
<b>2022</b>	G Zion Johnson (1) DB Deane Leonard (7a) DL Otito Ogbornia (5) OL Jamaree Salyer (6a)	K Cameron Dicker LS Josh Harris (UFA-Atl) P JK Scott	OLB Khalil Mack (T-Chi)
<b>2023</b>	WR Derius Davis (4) LB Daiyan Henley (3) WR Quentin Johnston (1) FB/DL Scott Matlock (6) OLB Tuli Tuipulotu (2)		
<b>2024</b>	DL Justin Eboigbe (4) CB Cam Hart (5b) WR Ladd McConkey (2) CB Tarheeb Still (5a) RB Kimani Vidal (6)	C Bradley Bozeman TE Will Dissly OLB Bud Dupree LB Troy Dye (UFA-Min) S Tony Jefferson LB Denzel Perryman (UFA-Hou) DL Teair Tart S Kendall Williamson	RB Hassan Haskins (W-Ten) DB Elijah Molden (T-Ten)
<b>2025</b>	DL Jamaree Caldwell (3) TE Oronde Gadsden (5b) RB Omarion Hampton (1) WR Tre' Harris (2) OLB Kyle Kennard (4) WR KeAndre Lambert-Smith (5a) S RJ Mickens (6b)	WR Keenan Allen G Mekhi Becton (UFA-Phi) TE Tyler Conklin (UFA-NYJ) DL Da'Shawn Hand (UFA-Mia) T Bobby Hart CB Donte Jackson (UFA-Pit) C Andre James QB Trey Lance (UFA-Dal) LB Del'Shawn Phillips (UFA-Hou) CB Nikko Reed (UDFA) CB Benjamin St-Juste (UFA-Was) LB Marlowe Wax (UDFA)	T Austin Deculus (T-Hou) OLB Odafe Oweh (T-Bal) OL Trevor Penning (T-NO)

## 2025 LOS ANGELES CHARGERS COACHES

<b>Head Coach</b> .....	Jim Harbaugh	<b>Defensive Assistant</b> .....	Mike Hiestand
<b>Special Teams Coordinator</b> .....	Ryan Ficken	<b>Wide Receivers</b> .....	Sanjay Lal
<b>Defensive Coordinator</b> .....	Jesse Minter	<b>Running Backs</b> .....	Kiel McDonald
<b>Offensive Coordinator</b> .....	Greg Roman	<b>Senior Analyst</b> .....	Rick Minter
<b>Run Game Coordinator/Tight Ends</b> .....	Andy Bischoff	<b>Defensive Quality Control</b> .....	Robert Muschamp
<b>Linebackers</b> .....	NaVorro Bowman	<b>Alex G. Spanos Coaching Fellow</b> .....	Chuke Ndulue
<b>Passing Game Coordinator</b> .....	Marcus Brady	<b>Alex G. Spanos Coaching Fellow</b> .....	Justin Poindexter
<b>Offensive Quality Control/Tight Ends</b> .....	Jeff Carpenter	<b>Outside Linebackers</b> .....	Dylan Roney
<b>Defensive Backs</b> .....	Steve Clinkscale	<b>Alex G. Spanos Coaching Fellow</b> .....	Maurquice Shakir
<b>Quarterbacks</b> .....	Shane Day	<b>Alex G. Spanos Coaching Fellow</b> .....	Miles Taylor
<b>Offensive Line</b> .....	Mike Devlin	<b>Executive Director of Player Performance</b> .....	Ben Herbert
<b>Defensive Line</b> .....	Mike Elston	<b>Head Strength &amp; Conditioning</b> .....	Jonathan Brooks
<b>Safeties</b> .....	Adam Fuller	<b>Head Strength &amp; Conditioning</b> .....	Devin Woodhouse
<b>Assistant Special Teams</b> .....	Chris Gould	<b>Director of Performance Analytics</b> .....	Ben Rabe
<b>Offensive Assistant</b> .....	Josh Hammond	<b>Performance Analyst</b> .....	Lincoln DeWolf
<b>Assistant Offensive Line</b> .....	Nick Hardwick		

# 2025 LOS ANGELES CHARGERS DEPTH CHART

*Depth Chart is unofficial and compiled by Chargers Communications*

## OFFENSE

<b>WR</b>	15	Ladd McConkey	13	Keenan Allen	12	Derius Davis
<b>LT</b>	68	Jamaree Salyer	74	Austin Deculus		
<b>LG</b>	77	Zion Johnson	64	Trevor Penning		
<b>C</b>	75	Bradley Bozeman	78	Andre James		
<b>RG</b>	73	Mekhi Becton Sr.	66	Bobby Hart		
<b>RT</b>	79	Trey Pipkins III	66	Bobby Hart		
<b>TE</b>	<u>86</u>	<u>Oronde Gadsden</u>	89	Will Dissly	83	Tyler Conklin
<b>WR</b>	1	Quentin Johnston	<u>9</u>	<u>Tre' Harris</u>	84	<u>KeAndre Lambert-Smith</u>
<b>QB</b>	10	Justin Herbert	5	Trey Lance		
<b>FB</b>	44	Scott Matlock				
<b>RB</b>	30	Kimani Vidal	—OR—	8 Omarion Hampton	28	Hassan Haskins

## DEFENSE

<b>EDGE</b>	52	Khalil Mack	48	Bud Dupree	54	<u>Kyle Kennard</u>
<b>DL</b>	91	Da'Shawn Hand	92	Justin Eboigbe		
<b>DL</b>	<u>99</u>	<u>Jamaree Caldwell</u>	44	Scott Matlock		
<b>DL</b>	90	Teair Tart	93	Otito Ogbonnia		
<b>EDGE</b>	45	Tuli Tuipulotu	98	Odafe Oweh		
<b>LB</b>	0	Daiyan Henley	53	Del'Shawn Phillips		
<b>LB</b>	6	Denzel Perryman	—OR—	43 Troy Dye	58	<u>Marlowe Wax</u>
<b>CB</b>	29	Tarheeb Still	24	Benjamin St-Juste	40	Kendall Williamson
<b>S</b>	3	Derwin James Jr.	23	Tony Jefferson		
<b>S</b>	2	Elijah Molden	<u>27</u>	<u>RJ Mickens</u>	46	<u>Nikko Reed</u>
<b>CB</b>	26	Donte Jackson	—OR—	20 Cam Hart		

## SPECIALISTS

<b>K</b>	11	Cameron Dicker				
<b>P</b>	16	JK Scott				
<b>KO</b>	11	Cameron Dicker				
<b>H</b>	16	JK Scott				
<b>LS</b>	47	Josh Harris				
<b>KR</b>	12	Derius Davis	<u>84</u>	<u>KeAndre Lambert-Smith</u>		
<b>PR</b>	12	Derius Davis	15	Ladd McConkey	29	Tarheeb Still

**NOTE:** Rookies are underlined

# 2025 LOS ANGELES CHARGERS PRONUNCIATION GUIDE

Austin <b>DECULUS</b> . . . . . DECK-you-lus	<b>EMANY</b> Johnson . . . . . EE-mahn-ee	Benjamin <b>ST-JUSTE</b> . . . . . saint-JUICE
Justin <b>EBOIGBE</b> . . . . . ee-BOYG-bee	<b>ZION</b> Johnson . . . . . ZEYE-uhn	<b>TEAIR</b> Tart. . . . . TEE-air
<b>TERAH</b> Edwards. . . . . TEE-rah	Sam <b>MUSTIPHER</b> . . . . . .MUST-iff-err	<b>TULI TUIPULOTU</b> . . . . .
Josh <b>FUGA</b> . . . . . FOO-guh	<b>OTITO OGBONNIA</b> . .oh-TEET-oh oh-BONE-yuh	. . . . . TOO-lee TOO-ee-poo-LOW-too
<b>ORONDE</b> Gadsden. . . . . uh-RON-day	Jordan <b>OLADOKUN</b> . . . . . OH-la-doe-kin	DJ <b>UIAGALELEI</b> . . . . .oo-ee-AHN-guh-luh-lay
<b>OMARION</b> Hampton . . . . . oh-MARR-ee-on	<b>ODAFE OWEH</b> . . . . .uh-DAH-fay OH-way	Kimani <b>VIDAL</b> . . . . . VIE-dell
<b>NAJEE</b> Harris . . . . .NAH-jee	Jamaree <b>SALYER</b> . . . . . SAL-yur	Thomas <b>YASSMIN</b> . . . . .YAZ-min
<b>DAIYAN</b> Henley . . . . .DAY-on	Foster <b>SARELL</b> . . . . . SUH-rell	
<b>JAQUAE</b> Jackson. . . . .JUH-quay	<b>RASHAWN</b> Slater. . . . . .ruh-SHAWN	



# 2025 TRANSACTIONS BY DATE

Jan. 13	Signed G Karsen Barnhart, TE McCallan Castles, WR Dez Fitzpatrick, DL Christopher Hinton, LB Jeremiah Jean-Baptiste, WR Jaylen Johnson, OLB Tre'Mon Morris-Brash, OLB Caleb Murphy, RB Jaret Patterson and S Kendall Williamson to Reserve/Future contracts.	Aug. 5	Placed DL Josh Fuga on Reserve/Injured.	Sept. 9	Signed LB Kana'i Mauga to practice squad. Released RB Nyheim Hines from practice squad.
Jan. 14	Signed LB Emany Johnson to Reserve/Future contract.	Aug. 6	Signed WR Keenan Allen. Waived TE McCallan Castles.	Sept. 10	Reached injury settlement with WR Jalen Reagor.
Feb. 20	Signed DB Elijah Molden to contract extension.	Aug. 7	Signed TE Thomas Yassmin. Waived/Injured TE Jordan Petaia.	Sept. 15	Placed LB Denzel Perryman on Reserve/Injured. Signed LS Rick Lovato to active roster. Activated S Tony Jefferson (standard elevation) and LB Kana'i Mauga (standard elevation) from practice squad.
March 5	Extended exclusive rights tender to TE Tucker Fisk.	Aug. 8	Placed TE Jordan Petaia on Reserve/Injured.	Sept. 16	Reverted S Tony Jefferson and LB Kana'i Mauga to practice squad.
March 6	Released OLB Joey Bosa.	Aug. 9	Signed T David Sharpe. Placed T Rashawn Slater on Reserve/Injured.	Sept. 17	Placed OLB Khalil Mack on Reserve/Injured.
March 10	Released RB Gus Edwards.	Aug. 14	Signed CB Harrison Hand and CB Nehemiah Shelton. Waived/Injured WR Dez Fitzpatrick and CB Jordan Oladokun.	Sept. 18	Signed S Tony Jefferson to active roster. Signed OLB Clelin Ferrel and OLB Rashad Weaver to practice squad.
March 13	Re-signed LB Troy Dye, OLB Khalil Mack and LB Denzel Perryman.	Aug. 15	Placed WR Dez Fitzpatrick and CB Jordan Oladokun on Reserve/Injured. Placed WR Mike Williams on Reserve/Left Squad. Reached injury settlement with TE Jordan Petaia.	Sept. 20	Activated LB Emany Johnson (standard elevation) from practice squad.
March 14	Signed RB Najee Harris and WR Mike Williams.	Aug. 18	LB Del'Shawn Phillips passed physical.	Sept. 22	Reverted LB Emany Johnson to practice squad.
March 15	Signed G Mekhi Becton, DL Da'Shawn Hand and CB Donte Jackson.	Aug. 21	Reached injury settlement with WR Dez Fitzpatrick.	Sept. 24	Placed RB Najee Harris on Reserve/Injured.
March 17	Re-signed WR Jalen Reagor. Signed CB Benjamin St-Juste.	Aug. 26	Traded 2027 conditional seventh-round selection to Houston for T Austin Deculus. Reverted RB Najee Harris to active roster. Placed LS Josh Harris and DB Deane Leonard on Reserve/Injured; Designated for Return. Placed LB Junior Colson on Reserve/Injured. Released CB Harrison Hand, QB Taylor Heinicke, RB Nyheim Hines, S Tony Jefferson, LB Del'Shawn Phillips, WR Jalen Reagor and T David Sharpe. Waived G Karsen Barnhart, DB Trikweze Bridges, WR Dalevon Campbell, DL TeRah Edwards, WR Luke Grimm, OLB Kylan Guidry, DL Christopher Hinton, WR JaQuae Jackson, LB Emany Johnson, G Nash Jones, C Josh Kaltenberger, TE Stevo Klotz, LB Kana'i Mauga, OLB Tre'Mon Morris-Brash, T Ryan Nelson, DB Myles Purchase, OLB Garmon Randolph, WR Brenden Rice, RB Raheim Sanders, CB Nehemiah Shelton, DL Nesta Jade Silvera, T Corey Stewart, G Branson Taylor, QB DJ Uiagalelei, RB Kimani Vidal and TE Thomas Yassmin. Waived/Injured S Jaylen Jones. Waived/Injured and reached injury settlement with WR Jaylen Johnson and RB Jaret Patterson.	Sept. 27	Activated T Foster Sarell (standard elevation) and RB Kimani Vidal (standard elevation) from practice squad.
March 18	Re-signed C Bradley Bozeman and DL Teair Tart. Signed DL Naquan Jones and LB Del'Shawn Phillips.			Sept. 29	Reverted T Foster Sarell and RB Kimani Vidal to practice squad.
March 19	Re-signed QB Taylor Heinicke and P JK Scott. Signed C Andre James.			Sept. 30	Signed OL Michael Dunn and CB Isas Waxter to practice squad. Released DB Myles Purchase and OLB Rashad Weaver from practice squad.
March 24	Signed TE Tyler Conklin.			Oct. 1	Signed T Foster Sarell to active roster. Signed T Bobby Hart to practice squad.
April 2	Re-signed S Tony Jefferson.			Oct. 2	Signed C/G Sam Mustipher to practice squad. Released C Josh Kaltenberger from practice squad.
April 3	Signed TE Jordan Petaia.			Oct. 4	Activated OLB Clelin Ferrell (standard elevation) and RB Kimani Vidal (standard elevation) from practice squad.
April 8	Signed QB Trey Lance.			Oct. 6	Reverted OLB Clelin Ferrell and RB Kimani Vidal to practice squad.
April 22	Re-signed TE Tucker Fisk.			Oct. 7	Signed C Josh Kaltenberger and WR Jalen Reagor to practice squad. Released OL Michael Dunn and LB Kana'i Mauga from practice squad.
May 9	Signed DB Trikweze Bridges, DL Jamaree Caldwell, DL TeRah Edwards, DL Josh Fuga, TE Oronde Gadsden, WR Luke Grimm, OLB Kylan Guidry, S Jaylen Jones, G Nash Jones, C Josh Kaltenberger, OLB Kyle Kennard, TE Stevo Klotz, WR KeAndre Lambert-Smith, S RJ Mickens, CB Jordan Oladokun, DB Myles Purchase, OLB Garmon Randolph, CB Nikko Reed, CB Eric Rogers, RB Raheim Sanders, T Corey Stewart, G Branson Taylor, QB DJ Uiagalelei, T Savion Washington and LB Marlowe Wax. Waived OLB Chris Collins.			Oct. 8	Traded S Alohi Gilman and 2026 fifth-round selection to Baltimore for OLB Odafe Oweh and 2027 seventh-round pick. Designated LB Denzel Perryman for return from Reserve/Injured. Placed RB Omarion Hampton on Reserve/Injured. Signed RB Kimani Vidal to active roster. Signed RB Nyheim Hines to practice squad.
May 12	Signed WR Dalevon Campbell. Waived C/G Bucky Williams.	Aug. 27	Placed S Jaylen Jones on Reserve/Injured. Signed G Karsen Barnhart, DL TeRah Edwards, CB Harrison Hand, RB Nyheim Hines, WR JaQuae Jackson, S Tony Jefferson, LB Emany Johnson, C Josh Kaltenberger, LS Rick Lovato, DB Myles Purchase, OLB Garmon Randolph, WR Jalen Reagor, T David Sharpe, G Branson Taylor, QB DJ Uiagalelei, RB Kimani Vidal, TE Thomas Yassmin to practice squad.	Oct. 11	Placed DL Da'Shawn Hand on Reserve/Injured. Signed T Bobby Hart to active roster. Activated RB Nyheim Hines (standard elevation) and T David Sharpe (standard elevation) from practice squad.
May 13	Signed LB Kana'i Mauga. Waived LB Jeremiah Jean-Baptiste.	Aug. 28	Placed CB Eric Rogers on Reserve/Injured. Signed LB Del'Shawn Phillips. Signed T Foster Sarell to practice squad. Released T David Sharpe from practice squad.	Oct. 13	Reverted RB Nyheim Hines and T David Sharpe to practice squad.
May 19	Signed RB Omarion Hampton.	Aug. 29	Signed T David Sharpe to practice squad. Released CB Harrison Hand from practice squad.	Oct. 14	Signed RB Jaret Patterson to practice squad. Released OLB Clelin Ferrell from practice squad.
June 4	Signed OLB Bud Dupree to contract extension.	Aug. 30	Signed WR Luke Grimm and RB Amar Johnson to practice squad. Placed WR Jalen Reagor on Practice Squad; Injured. Released G Karsen Barnhart from practice squad. Reached injury settlement with S Jaylen Jones.	Oct. 15	Designated OLB Khalil Mack for return from Reserve/Injured. Signed WR Dalevon Campbell and DB Myles Purchase to practice squad. Released C Josh Kaltenberger from practice squad.
June 17	Signed OL Elijah Ellis. Waived T Tyler McLellan.	Sept. 5	Activated LS Rick Lovato (standard elevation) and T Foster Sarell (standard elevation) from practice squad.	Oct. 17	Released LS Rick Lovato.
July 14	Declared WR Jaylen Johnson, DB Elijah Molden, LB Del'Shawn Phillips, T Savion Washington and WR Mike Williams Physically Unable to Perform.	Sept. 6	Reverted LS Rick Lovato and T Foster Sarell to practice squad.		
July 17	Signed T Ryan Nelson. WR Mike Williams given exempt status.				
July 18	Signed WR Tre' Harris. Declared Non-Football Injury for RB Najee Harris.				
July 20	WR Jaylen Johnson and DB Elijah Molden passed physical.				
July 22	Signed RB Nyheim Hines. Waived/Failed Physical T Savion Washington.				
July 23	Placed T Savion Washington on Reserve/Physically Unable to Perform.				
July 26	Signed WR JaQuae Jackson. Waived OL Elijah Ellis.				
July 27	Signed T Rashawn Slater to contract extension.				
Aug. 4	Signed DL Nesta Jade Silvera. Waived/Injured DL Josh Fuga.				

## 2025 TRANSACTIONS BY DATE

Oct. 18	Activated OLB Khalil Mack and LB Denzel Perryman from Reserve/Injured; Designated for Return. Waived OLB Caleb Murphy. Signed LS Rick Lovato to practice squad. Released WR Jalen Reagor from practice squad. Activated RB Nyheim Hines (standard elevation) and LS Rick Lovato (standard elevation) from practice squad.	Nov. 5	Placed T Joe Alt on Reserve/Injured. Designated DL Da'Shawn Hand for return from Reserve/Injured. Signed LS Peter Bowden to practice squad.	Dec. 8	Activated RB Omarion Hampton, RB Hassan Haskins and DL Otito Ogbonnia from Reserve/Injured; Designated for Return. Placed TE Tucker Fisk on Reserve/Injured. Waived DL Naquan Jones and RB Jaret Patterson. Activated WR Dalevon Campbell (standard elevation) from practice squad.
Oct. 20	Reverted RB Nyheim Hines and LS Rick Lovato to practice squad.	Nov. 8	Activated DL Da'Shawn Hand, LS Josh Harris and DB Deane Leonard from Reserve/Injured; Designated for Return. Activated RB Jaret Patterson (standard elevation) and RB Trayveon Williams (standard elevation) from practice squad.	Dec. 9	Reverted WR Dalevon Campbell to practice squad. Released DL Kyle Peko from practice squad.
Oct. 21	Placed DL Otito Ogbonnia on Reserve/Injured. Signed LS Rick Lovato to active roster. Signed RB Trayveon Williams to practice squad.	Nov. 10	Reverted RB Jaret Patterson and RB Trayveon Williams to practice squad.	Dec. 10	Signed RB Jaret Patterson and DL Kyle Peko to practice squad.
Oct. 23	Activated RB Nyheim Hines (standard elevation) and RB Jaret Patterson (standard elevation) from practice squad.	Nov. 11	Released LS Peter Bowden from practice squad.	Dec. 11	Signed TE Tanner McLachlan to practice squad. Released C Josh Kaltenberger from practice squad.
Oct. 24	Reverted RB Nyheim Hines and RB Jaret Patterson to practice squad.	Nov. 12	Signed WR Luke Grimm to practice squad.	Dec. 13	Activated WR Dalevon Campbell (standard elevation) and S Marcus Williams (standard elevation) from practice squad.
Oct. 28	Signed DL Kyle Peko and S Marcus Williams to practice squad. Released WR Luke Grimm and RB Nyheim Hines from practice squad.	Nov. 15	Activated RB Amar Johnson (standard elevation) and RB Trayveon Williams (standard elevation) from practice squad.	Dec. 15	Reverted WR Dalevon Campbell and S Marcus Williams to practice squad.
Nov. 1	Placed RB Hassan Haskins on Reserve/Injured. Activated RB Amar Johnson (standard elevation) and RB Jaret Patterson (standard elevation) from practice squad.	Nov. 17	Reverted RB Amar Johnson and RB Trayveon Williams to practice squad.	Dec. 16	Signed C Josh Kaltenberger and S Marcus Maye to practice squad. Released RB Royce Freeman and TE Tanner McLachlan from practice squad.
Nov. 3	Reverted RB Amar Johnson and RB Jaret Patterson to practice squad.	Nov. 25	Designated RB Omarion Hampton and DL Otito Ogbonnia for return from Reserve/Injured.		
Nov. 4	Traded 2027 sixth-round selection to New Orleans for OL Trevor Penning. Traded DB Ja'Sir Taylor to N.Y. Jets for 2028 conditional seventh-round pick. Placed LS Rick Lovato on Reserve/Retired. Released DB Myles Purchase from practice squad.	Nov. 29	Signed RB Jaret Patterson to active roster. Waived T Foster Sarell. Activated RB Trayveon Williams (standard elevation) from practice squad.		
		Dec. 1	Reverted RB Trayveon Williams to practice squad. Signed RB Royce Freeman to practice squad.		
		Dec. 2	Signed C Josh Kaltenberger and T Foster Sarell to practice squad. Released WR Luke Grimm and T David Sharpe from practice squad.		
		Dec. 3	Designated RB Hassan Haskins for return from Reserve/Injured.		

# 2025 TRANSACTIONS BY PLAYER

## Allen, Keenan — WR

Aug. 6 Signed

## Alt, Joe — T

Nov. 5 Placed on Reserve/Injured

## Barnhart, Karsen — G

Jan. 13 Signed to Reserve/Future contract

Aug. 26 Waived

Aug. 27 Signed to practice squad

Aug. 30 Released from practice squad

## Becton, Mekhi — G

March 15 Signed

## Bosa, Joey — OLB

March 6 Released

## Bowden, Peter — LS

Nov. 5 Signed to practice squad

Nov. 11 Released from practice squad

## Bozeman, Bradley — C

March 18 Re-signed

## Bridges, Trikweze — DB

May 9 Signed

Aug. 26 Waived

## Caldwell, Jamarée — DL

May 9 Signed

## Campbell, Dalevon — WR

May 12 Signed

Aug. 26 Waived

Oct. 15 Signed to practice squad

Dec. 8 Activated from practice squad (standard elevation)

Dec. 9 Reverted to practice squad

Dec. 13 Activated from practice squad (standard elevation)

Dec. 15 Reverted to practice squad

## Castles, McCallan — TE

Jan. 13 Signed to Reserve/Future contract

Aug. 6 Waived

## Collins, Chris — OLB

May 9 Waived

## Colson, Junior — LB

Aug. 26 Placed on Reserve/Injured

## Conklin, Tyler — TE

March 24 Signed

## Deculus, Austin — T

Aug. 26 Traded for from Houston

## Dunn, Michael — OL

Sept. 30 Signed to practice squad

Oct. 7 Released from practice squad

## Dupree, Bud — OLB

June 4 Signed contract extension

## Dye, Troy — LB

March 13 Signed

## Edwards, Gus — RB

March 10 Released

## Edwards, TeRah — DL

May 9 Signed

Aug. 26 Waived

Aug. 27 Signed to practice squad

## Ellis, Elijah — OL

May 9 Signed

July 26 Waived

## Ferrel, Clelin — OLB

Sept. 18 Signed to practice squad

Oct. 4 Activated from practice squad (standard elevation)

Oct. 6 Reverted to practice squad

Oct. 14 Released from practice squad

## Fisk, Tucker — TE

March 5 Extended exclusive rights tender

April 22 Re-signed

Dec. 8 Placed on Reserve/Injured

## Fitzpatrick, Dez — WR

Jan. 13 Signed to Reserve/Future contract

Aug. 14 Waived/Injured

Aug. 15 Placed on Reserve/Injured

Aug. 21 Reached injury settlement

## Freeman, Royce — RB

Dec. 1 Signed to practice squad

Dec. 16 Released from practice squad

## Fuga, Josh — DL

May 9 Signed

Aug. 4 Waived/Injured

Aug. 5 Placed on Reserve/Injured

## Gadsden, Oronde — TE

May 9 Signed

## Gilman, Alohi — S

Oct. 8 Traded to Baltimore

## Grimm, Luke — WR

May 9 Signed

Aug. 26 Waived

Aug. 30 Signed to practice squad

Oct. 28 Released from practice squad

Nov. 12 Signed to practice squad

Dec. 2 Released from practice squad

## Guidry, Kylan — OLB

May 9 Signed

Aug. 26 Waived

## Hampton, Omarion — RB

May 19 Signed

Oct. 8 Placed on Reserve/Injured

Nov. 25 Designated for return from Reserve/Injured

Dec. 8 Activated from Reserve/Injured; Designated for Return

## Hand, Da'Shawn — DL

March 15 Signed

Oct. 11 Placed on Reserve/Injured

Nov. 5 Designated for return from Reserve/Injured

Nov. 8 Activated from Reserve/Injured; Designated for Return

## Harrison, Hand — CB

Aug. 14 Signed

Aug. 26 Released

Aug. 27 Signed to practice squad

Aug. 29 Released from practice squad

## Harris, Josh — LS

Aug. 26 Placed on Reserve/Injured; Designated for Return

Nov. 8 Activated from Reserve/Injured; Designated for Return

## Harris, Najee — RB

March 14 Signed

July 18 Declared Non-Football Injury

Aug. 27 Reverted to active roster

Sept. 24 Placed on Reserve/Injured

## Harris, Tre' — WR

July 18 Signed

## Hart, Bobby — T

Oct. 1 Signed to practice squad

Oct. 11 Signed to active roster

## Haskins, Hassan — RB

Nov. 1 Placed on Reserve/Injured

Dec. 3 Designated for return from Reserve/Injured

Dec. 8 Activated from Reserve/Injured; Designated for Return

## Heinicke, Taylor — QB

March 19 Re-signed

Aug. 26 Released

## Hines, Nyheim — RB

July 22 Signed

Aug. 26 Released

Aug. 27 Signed to practice squad

Sept. 9 Released from practice squad

Oct. 8 Signed to practice squad

Oct. 11 Activated from practice squad (standard elevation)

Oct. 13 Reverted to practice squad

Oct. 18 Activated from practice squad (standard elevation)

Oct. 20 Reverted to practice squad

Oct. 23 Activated from practice squad (standard elevation)

Oct. 24 Reverted to practice squad

Oct. 28 Released from practice squad

## Hinton, Christopher — DL

Jan. 13 Signed to Reserve/Future contract

Aug. 26 Waived

## Jackson, Donte — CB

March 15 Signed

## Jackson, JaQuae — WR

July 26 Signed

Aug. 26 Waived

Aug. 27 Signed to practice squad

## James, Andre — C

March 19 Signed

## Jean-Baptiste, Jeremiah — LB

Jan. 13 Signed to Reserve/Future contract

May 13 Waived

## Jefferson, Tony — S

April 2 Signed

Aug. 26 Released

Aug. 27 Signed to practice squad

Sept. 15 Activated from practice squad (standard elevation)

Sept. 16 Reverted to practice squad

Sept. 18 Signed to active roster

## Johnson, Amar — RB

Aug. 30 Signed to practice squad

Nov. 1 Activated from practice squad (standard elevation)

Nov. 3 Reverted to practice squad

Nov. 15 Activated from practice squad (standard elevation)

Nov. 17 Reverted to practice squad

## Johnson, Emany — LB

Jan. 13 Signed to Reserve/Future contract

Aug. 26 Waived

Aug. 27 Signed to practice squad

Sept. 20 Activated from practice squad (standard elevation)

Sept. 22 Reverted to practice squad

## Johnson, Jaylen — WR

Jan. 13 Signed to Reserve/Future contract

July 14 Declared Physically Unable to Perform

July 20 Passed physical

Aug. 26 Waived/Injured and reached injury settlement

## Jones, Jaylen — S

May 9 Signed

Aug. 26 Waived/Injured

Aug. 27 Placed on Reserve/Injured

Aug. 30 Reached injury settlement

## Jones, Naquan — DL

March 18 Signed

Dec. 8 Waived

## Jones, Nash — G

May 9 Signed

Aug. 26 Waived

# 2025 TRANSACTIONS BY PLAYER

## Kaltenberger, Josh — C

May 9 Signed  
Aug. 26 Waived  
Aug. 27 Signed to practice squad  
Oct. 2 Released from practice squad  
Oct. 7 Signed to practice squad  
Oct. 15 Released from practice squad  
Dec. 2 Signed to practice squad  
Dec. 11 Released from practice squad  
Dec. 16 Signed to practice squad

## Kennard, Kyle — OLB

May 9 Signed

## Klotz, Steve — TE

May 9 Signed  
Aug. 26 Waived

## Lambert-Smith, KeAndre — WR

May 9 Signed

## Lance, Trey — QB

April 8 Signed

## Leonard, Deane — DB

Aug. 26 Placed on Reserve/Injured; Designated for Return  
Nov. 8 Activated from Reserve/Injured; Designated for Return

## Lovato, Rick — LS

Aug. 27 Signed to practice squad  
Sept. 5 Activated from practice squad (standard elevation)  
Sept. 6 Reverted to practice squad  
Sept. 15 Signed to active roster  
Oct. 17 Released  
Oct. 18 Signed to practice squad  
Oct. 18 Activated from practice squad (standard elevation)  
Oct. 20 Reverted to practice squad  
Oct. 21 Signed to active roster  
Nov. 4 Placed on Reserve/Retired

## Mack, Khalil — OLB

March 13 Re-signed  
Sept. 17 Placed on Reserve/Injured  
Oct. 15 Designated for return from Reserve/Injured  
Oct. 18 Activated from Reserve/Injured; Designated for Return

## Mauga, Kana'i — LB

May 13 Signed  
Aug. 26 Waived  
Sept. 9 Signed to practice squad  
Sept. 15 Activated from practice squad (standard elevation)  
Sept. 16 Reverted to practice squad  
Oct. 7 Released from practice squad

## Maye, Marcus — S

Dec. 16 Signed to practice squad

## McLachlan, Tanner — TE

Dec. 11 Signed to practice squad  
Dec. 16 Released from practice squad

## McLellan, Tyler — T

June 17 Waived

## Mickens, RJ — S

May 9 Signed

## Molden, Elijah — DB

Feb. 20 Signed contract extension  
July 14 Declared Physically Unable to Perform  
July 20 Passed physical

## Morris-Brash, Tre'Mon — OLB

Jan. 13 Signed to Reserve/Future contract  
Aug. 26 Waived

## Murphy, Caleb — OLB

Jan. 13 Signed to Reserve/Future contract  
Oct. 18 Waived

## Mustipher, Sam — C/G

Oct. 2 Signed to practice squad

## Nelson, Ryan — T

July 17 Signed  
Aug. 26 Waived

## Ogbonnia, Otito — DL

Oct. 21 Placed on Reserve/Injured  
Nov. 25 Designated for return from Reserve/Injured  
Dec. 8 Activated from Reserve/Injured; Designated for Return

## Oladokun, Jordan — CB

May 9 Signed  
Aug. 14 Waived/Injured  
Aug. 15 Placed on Reserve/Injured

## Oweh, Odafe — OLB

Oct. 8 Traded for from Baltimore

## Patterson, Jaret — RB

Jan. 13 Signed to Reserve/Future contract  
Aug. 26 Waived/Injured and reached injury settlement  
Oct. 14 Signed to practice squad  
Oct. 23 Activated from practice squad (standard elevation)  
Oct. 24 Reverted to practice squad  
Nov. 1 Activated from practice squad (standard elevation)  
Nov. 3 Reverted to practice squad  
Nov. 8 Activated from practice squad (standard elevation)  
Nov. 10 Reverted to practice squad  
Nov. 29 Signed to active roster  
Dec. 8 Waived  
Dec. 10 Signed to practice squad

## Peko, Kyle — DL

Oct. 28 Signed to practice squad  
Dec. 9 Released from practice squad  
Dec. 10 Signed to practice squad

## Penning, Trevor — OL

Nov. 4 Traded for from New Orleans

## Perryman, Denzel — LB

March 13 Re-signed  
Sept. 15 Placed on Reserve/Injured  
Oct. 8 Designated for return from Reserve/Injured  
Oct. 18 Activated from Reserve/Injured; Designated for Return

## Petaia, Jordan — TE

April 3 Signed  
Aug. 7 Waived/Injured  
Aug. 8 Placed on Reserve/Injured  
Aug. 15 Reached injury settlement

## Phillips, Del'Shawn — LB

March 18 Signed  
July 14 Declared Physically Unable to Perform  
Aug. 18 Passed physical  
Aug. 26 Released  
Aug. 28 Signed

## Purchase, Myles — DB

May 9 Signed  
Aug. 26 Waived  
Aug. 27 Signed to practice squad  
Sept. 30 Released from practice squad  
Oct. 15 Signed to practice squad  
Nov. 4 Released from practice squad

## Randolph, Garmon — OLB

May 9 Signed  
Aug. 26 Waived  
Aug. 27 Signed to practice squad

## Reagor, Jalen — WR

March 17 Re-signed  
Aug. 26 Released  
Aug. 27 Signed to practice squad  
Aug. 30 Placed on Practice Squad; Injured  
Sept. 10 Reached injury settlement  
Oct. 7 Signed to practice squad  
Oct. 18 Released from practice squad

## Reed, Nikko — CB

May 9 Signed

## Rice, Brenden — WR

Aug. 26 Waived

## Rogers, Eric — CB

May 9 Signed  
Aug. 28 Placed on Reserve/Injured

## Sanders, Raheim — CB

May 9 Signed  
Aug. 26 Waived

## Sarell, Foster — T

Aug. 28 Signed to practice squad  
Sept. 5 Activated from practice squad (standard elevation)  
Sept. 6 Reverted to practice squad  
Sept. 27 Activated from practice squad (standard elevation)  
Sept. 29 Reverted to practice squad  
Oct. 1 Signed to active roster  
Nov. 29 Waived  
Dec. 2 Signed to practice squad

## Scott, JK — P

March 19 Signed

## Sharpe, David — T

Aug. 9 Signed  
Aug. 26 Released  
Aug. 27 Signed to practice squad  
Aug. 28 Released from practice squad  
Aug. 29 Signed to practice squad  
Oct. 11 Activated from practice squad (standard elevation)  
Oct. 13 Reverted to practice squad  
Dec. 2 Released from practice squad

## Shelton, Nehemiah — CB

Aug. 14 Signed  
Aug. 26 Waived

## Silvera, Nesta Jade — DL

Aug. 4 Signed  
Aug. 26 Waived

## Slater, Rashawn — T

July 27 Signed contract extension  
Aug. 9 Placed on Reserve/Injured

## Stewart, Corey — T

May 9 Signed  
Aug. 26 Waived

## St-Juste, Benjamin — CB

March 17 Signed

## Tart, Teair — DL

March 18 Re-signed

## Taylor, Branson — G

May 9 Signed  
Aug. 26 Waived  
Aug. 27 Signed to practice squad

## Taylor, Ja'Sir — DB

Nov. 4 Traded to N.Y. Jets



## 2025 TRANSACTIONS BY PLAYER

### Uiagalelei, DJ — QB

May 9 Signed  
Aug. 26 Waived  
Aug. 27 Signed to practice squad

### Vidal, Kimani — RB

Aug. 26 Waived  
Aug. 27 Signed to practice squad  
Sept. 27 Activated from practice squad (standard elevation)  
Sept. 29 Reverted to practice squad  
Oct. 4 Activated from practice squad (standard elevation)  
Oct. 6 Reverted to practice squad  
Oct. 8 Signed to active roster

### Washington, Savion — T

May 9 Signed  
July 14 Declared Physically Unable to Perform  
July 22 Waived/Failed Physical  
July 23 Placed on Reserve/Physically Unable to Perform

### Wax, Marlowe — LB

May 9 Signed

### Waxter, Isas — CB

Sept. 30 Signed to practice squad

### Weaver, Rashad — OLB

Sept. 18 Signed to practice squad  
Sept. 30 Released from practice squad

### Williams, Bucky — C/G

May 12 Waived

### Williams, Marcus — S

Oct. 28 Signed to practice squad  
Dec. 13 Activated from practice squad (standard elevation)  
Dec. 15 Reverted to practice squad

### Williams, Mike — WR

March 14 Signed  
July 14 Declared Physically Unable to Perform  
July 17 Placed on Exempt/Left Squad  
Aug. 15 Placed on Reserve/Left Squad

### Williams, Trayveon — RB

Oct. 21 Signed to practice squad  
Nov. 8 Activated from practice squad (standard elevation)  
Nov. 10 Reverted to practice squad  
Nov. 15 Activated from practice squad (standard elevation)  
Nov. 17 Reverted to practice squad  
Nov. 29 Activated from practice squad (standard elevation)  
Dec. 1 Reverted to practice squad

### Williamson, Kendall — S

Jan. 13 Signed to Reserve/Future contract

### Yassmin, Thomas — TE


Aug. 7 Signed  
Aug. 26 Waived  
Aug. 27 Signed to practice squad

## MEDIA INFORMATION



SoFi  
Stadium

# SEATING MAP



CHARGERS.COM

**GAME-DAY MEDIA PARKING:** Media attending Chargers home games have been assigned reserved areas to park at SoFi Stadium. All parking will be distributed electronically. As a reminder, parking is limited and is being provided as a courtesy.

**MEDIA ENTRANCE:** All credentialed media must enter through southeast media gate between entries 10 & 11 near Media Will Call and are subject to search procedures. Please be prepared to open all cases and bags for inspection by SoFi Stadium security personnel. All items will be inspected and tagged for security purposes. Please make sure bags are identifiable and limit carry-in items to only what is necessary. Please remove any security tags from prior games.

### PRESS WILL CALL

Press Will Call is located at the southeast media gate between entries 10 & 11.

### PRESS BOX

Media can access the press box by entering SoFi Stadium through the southeast media gate. Once on the concourse, turn left and walk along the concourse around the South end zone until reaching elevators in the southwest corner of the stadium. Take the elevators up to level 7 to access the press box.

### CHARGERS MEDIA SITE

[Chargers.com/media](https://chargers.com/media) is available to assist media with coverage leading up to each game of the 2024 season. The media site contains digital copies of all press materials. Credential requests on the site must be submitted by the sports director, sports editor or photo editor to be considered.

### CHARGERS GAME RELEASE

Stats and notes in Los Angeles Chargers Game Releases are found utilizing a variety of sources, including STATS LLC, Sportradar, Stathead and the Elias Sports Bureau.

## LOS ANGELES CHARGERS COMMUNICATIONS CONTACTS

NAME	TITLE	EMAIL
Josh Rupprecht	Senior Vice President, Communications & Brand Messaging	Josh.Rupprecht@Chargers.NFL.com
Jennifer Rojas	Vice President, Marketing Communications & Alumni Affairs	Jennifer.Rojas@Chargers.NFL.com
Brock Anderson	Director, Football Communications	Brock.Anderson@Chargers.NFL.com
Lauren Georgeson	Senior Manager, Corporate Marketing & Communications	Lauren.Georgeson@Chargers.NFL.com
Leonie Strehl	Senior Coordinator, Marketing Communications & Alumni Affairs	Leonie.Strehl@Chargers.NFL.com
Ricky Martinez	Coordinator, Football Communications	Ricky.Martinez@Chargers.NFL.com
Sophia Cooper	Seasonal Assistant, Communications	Sophia.Cooper@Chargers.NFL.com
Timothy Longoria	Seasonal Assistant, Communications	Timothy.Longoria@Chargers.NFL.com



# ***SUPPLEMENTAL STATS***



# ALL-TIME SERIES HISTORY

Franchise	REGULAR SEASON						POSTSEASON					PRESEASON		
	W	L	T	Pct.	PF	PA	W	L	Pct.	PF	PA	W	L	T
Arizona Cardinals <sup>1</sup>	11	5	0	.688	407	318	0	0	—			14	11	0
Atlanta Falcons	5	8	0	.385	187	260	0	0	—			4	2	0
Baltimore Ravens	5	10	0	.333	275	337	1	0	1.000	23	17	0	0	0
Buffalo Bills	24	12	2	.667	938	660	1	2	.333	27	57	0	1	0
Carolina Panthers	2	6	0	.250	135	171	0	0	—			0	0	0
Chicago Bears	7	7	0	.500	279	233	0	0	—			4	3	0
Cincinnati Bengals	23	14	0	.622	905	805	1	1	.500	34	37	0	0	0
Cleveland Browns <sup>2</sup>	20	9	1	.683	727	582	0	0	—			1	0	1
Dallas Cowboys	5	8	0	.385	295	296	0	0	—			9	9	0
Denver Broncos	58	72	1	.446	2,812	2,784	0	1	.000	17	24	5	2	0
Detroit Lions	7	6	0	.538	292	304	0	0	—			1	1	0
Green Bay Packers	2	11	0	.154	232	376	0	0	—			2	1	1
Houston Texans	6	3	0	.667	247	192	0	1	.000	12	32	1	0	0
Indianapolis Colts <sup>3</sup>	18	11	0	.621	690	514	2	1	.667	71	76	2	2	0
Jacksonville Jaguars	9	5	0	.643	391	290	0	0	—			0	0	0
Kansas City Chiefs <sup>4</sup>	59	71	1	.454	2,667	2,914	1	0	1.000	17	0	5	2	0
Las Vegas Raiders <sup>5</sup>	62	68	2	.477	2,908	2,899	0	1	.000	27	34	7	7	0
Los Angeles Rams <sup>6</sup>	6	7	0	.462	344	335	0	0	—			21	20	0
Miami Dolphins	16	18	0	.471	782	765	2	2	.500	76	124	3	1	0
Minnesota Vikings	8	8	0	.500	395	379	0	0	—			3	11	1
New England Patriots <sup>7</sup>	16	24	2	.400	817	983	1	3	.250	112	96	5	2	0
New Orleans Saints	8	6	0	.571	367	272	0	0	—			5	7	0
New York Giants	8	6	0	.571	374	323	0	0	—			5	3	0
New York Jets <sup>8</sup>	24	12	1	.667	1,057	739	0	2	.000	31	37	4	2	1
Philadelphia Eagles	9	5	0	.643	284	285	0	0	—			3	1	0
Pittsburgh Steelers	10	24	0	.294	651	864	2	1	.667	72	76	1	2	0
San Francisco 49ers	8	7	0	.533	339	396	0	1	.000	26	49	23	28	0
Seattle Seahawks	25	27	0	.481	1,090	1,103	0	0	—			5	14	0
Tampa Bay Buccaneers	8	5	0	.615	348	290	0	0	—			0	0	0
Tennessee Titans <sup>9</sup>	30	16	1	.652	1,203	1,022	1	3	.250	50	57	7	3	0
Washington Commanders <sup>10</sup>	5	8	0	.385	269	311	0	0	—			1	0	0
<b>ALL-TIME TOTALS</b>	<b>504</b>	<b>499</b>	<b>11</b>	<b>.502</b>	<b>22,707</b>	<b>22,001</b>	<b>12</b>	<b>20</b>	<b>.375</b>	<b>625</b>	<b>747</b>	<b>141</b>	<b>135</b>	<b>4</b>

Note: Prior to 1972, tie games were not included in winning percentage.

1—Known as St. Louis Cardinals (1960-87) and Phoenix Cardinals (1988-93)

2—Did not play from 1996-98 after relocation to Baltimore, but rejoined as an expansion franchise in 1999

3—Known as Baltimore Colts (1960-83)

4—Known as Dallas Texans (1960-62)

5—Known as Los Angeles Rams (1960-94 and 2016-present) and St. Louis Rams (1995-2015)

6—Known as Boston Patriots (1960-70)

7—Known as Titans of New York (1960-62)

8—Known as Oakland Raiders (1960-81 and 1995-2019) and Los Angeles Raiders (1982-94)

9—Known as Houston Oilers (1960-96) and Tennessee Oilers (1997-98)

10—Known as Washington Redskins (1960-2019) and Washington Football Team (2020-21)



# THE LAST TIME . . .

Regular season in regular font | Postseason in *italics*

## RUSHING

### 200 Yards Rushing, Individual

**CHARGERS** — LaDainian Tomlinson, Dec. 28, 2003 vs. Oakland (243 yards)  
**OPPONENT** — Adrian Peterson, Nov. 4, 2007 at Minnesota (296 yards)  
**CHARGERS** — *Keith Lincoln, AFL Championship,*  
*Jan. 5, 1964 vs. Boston (206 yards)*  
**OPPONENT** — *Never*

### 100 Yards Rushing, Individual

**CHARGERS** — **Kimani Vidal, Nov. 30, 2025 vs. Las Vegas (126 yards)**  
**OPPONENT** — **Saquon Barkley, Dec. 8, 2025 vs. Philadelphia (122 yards)**  
**CHARGERS** — Darren Sproles, AFC Wild Card,  
Jan. 3, 2009 vs. Indianapolis (105 yards)  
**OPPONENT** — Joe Mixon, AFC Wild Card,  
Jan. 11, 2025 at Houston (106 yards)

### 100 Yards Rushing, One Half, Individual

**CHARGERS** — **Omarion Hampton, Sept. 28, 2025 at New York Giants (114 yards in second half)**  
**OPPONENT** — Daivid Montgomery, Nov 12, 2023 vs. Detroit (102 yards in first half)  
**CHARGERS** — *Keith Lincoln, AFL Championship,*  
*Jan. 5, 1964 vs. Boston (176 yards in first half)*  
**OPPONENT** — *Sony Michel, AFC Divisional,*  
*Jan. 13, 2019 at New England (105 yards in first half)*

### Two 100-Yard Rushers

**CHARGERS** — Darren Sproles (122 yards) and LaDainian Tomlinson (116 yards)  
Dec. 16, 2007, vs. Detroit  
**OPPONENT** — Frank Gore (158 yards) and Colin Kaepernick (151 yards),  
Dec. 20, 2014 at San Francisco  
**CHARGERS** — *Never*  
**OPPONENT** — *Never*

### Four Touchdowns Rushing, Individual

**CHARGERS** — LaDainian Tomlinson, Oct. 14, 2007 vs. Oak. (3, 27, 13, 41 yards)  
**OPPONENT** — *Never*  
**CHARGERS** — *Never*  
**OPPONENT** — *Never*

### Three Touchdowns Rushing, Individual

**CHARGERS** — Melvin Gordon, Oct. 15, 2018, at Cleveland (4, 10, 11 yards)  
**OPPONENT** — **Jonathan Taylor, Oct. 19, 2025 vs. Indianapolis (23, 8, 19 yards)**  
**CHARGERS** — *Never*  
**OPPONENT** — *Sony Michel, AFC Divisional,*  
*Jan. 13, 2019 at New England (1, 14, 5 yards)*

### Two Touchdowns Rushing, Individual

**CHARGERS** — Gus Edwards, Dec. 19, 2024 vs. Denver (1, 5 yards)  
**OPPONENT** — **Jonathan Taylor, Oct. 19, 2025 vs. Indianapolis (23, 8, 19 yards)**  
**CHARGERS** — *Darren Sproles, AFC Wild Card,*  
*Jan. 3, 2009 vs. Indianapolis (9, 22 yards)*  
**OPPONENT** — *Sony Michel, AFC Divisional,*  
*Jan. 13, 2019 at New England (1, 14, 5 yards)*

## PASSING

### 500 Yards Passing, Individual

**CHARGERS** — Philip Rivers, Oct. 18, 2015 at Green Bay (503 yards)  
**OPPONENT** — *Never*  
**CHARGERS** — *Never*  
**OPPONENT** — *Never*

### 400 Yards Passing, Individual

**CHARGERS** — **Justin Herbert, Oct. 19, 2025 vs. Indianapolis (420 yards)**  
**OPPONENT** — Patrick Mahomes, Oct. 22, 2023 at Kansas City (424 yards)  
**CHARGERS** — *Dan Fouts, AFC Divisional,*  
*Jan. 2, 1982 at Miami (433 yards)*  
**OPPONENT** — *Peyton Manning, AFC Divisional,*  
*Jan. 13, 2008 at Indianapolis (402 yards)*

### 300 Yards Passing, Individual

**CHARGERS** — **Justin Herbert, Oct. 19, 2025 vs. Indianapolis (420 yards)**  
**OPPONENT** — Joe Burrow, Nov. 17, 2024 vs. Cincinnati (356 yards)  
**CHARGERS** — *Philip Rivers, AFC Divisional,*  
*Jan. 13, 2019 at New England (331 yards)*  
**OPPONENT** — *Tom Brady, AFC Divisional,*  
*Jan. 13, 2019 at New England (343 yards)*

### Six Touchdown Passes, Individual

**CHARGERS** — Dan Fouts, Nov. 22, 1981 at Oakland (12, 15, 29, 4, 5, 6 yards)  
**OPPONENT** — *Never*  
**CHARGERS** — *Never*  
**OPPONENT** — *Never*

### Five Touchdown Passes, Individual

**CHARGERS** — Drew Brees, Oct. 31, 2004 vs. Oakland (17, 13, 23, 5, 1 yards)  
**OPPONENT** — Tom Brady, Oct. 4, 2020 at Tampa Bay (3, 6, 28, 19, 9 yards)  
**CHARGERS** — *Never*  
**OPPONENT** — *Never*

### Four Touchdown Passes, Individual

**CHARGERS** — Justin Herbert, Nov. 12, 2023 vs. Detroit (29, 18, 1, 38 yards)  
**OPPONENT** — Baker Mayfield, Dec. 15, 2024 vs. Tampa Bay (26, 57, 35, 11 yards)  
**CHARGERS** — *Never*  
**OPPONENT** — *Don Strock, AFC Divisional,*  
*Jan. 2, 1982 at Miami (1, 40, 15, 50 yards)*

### Three Touchdown Passes, Individual

**CHARGERS** — **Justin Herbert, Oct. 23, 2025 vs. Minnesota (8, 27, 6 yards)**  
**OPPONENT** — Baker Mayfield, Dec. 15, 2024 vs. Tampa Bay (26, 57, 35, 11 yards)  
**CHARGERS** — *Philip Rivers, AFC Divisional,*  
*Jan. 13, 2019 at New England (43, 1, 8 yards)*  
**OPPONENT** — *Peyton Manning, AFC Divisional,*  
*Jan. 13, 2008 at Indianapolis (25, 9, 55 yards)*

### Six Interceptions Thrown, Individual

**CHARGERS** — Ed Luther, Oct. 31, 1983 vs. Washington  
**OPPONENT** — Peyton Manning, Nov. 11, 2007 vs. Indianapolis  
**CHARGERS** — *Never*  
**OPPONENT** — *Never*

### Five Interceptions Thrown, Individual

**CHARGERS** — Craig Whelihan, Dec. 13, 1998 at Seattle  
**OPPONENT** — Nathan Peterman, Nov. 19, 2017 vs. Buffalo  
**CHARGERS** — *Dan Fouts, AFC Second Round, Jan. 16, 1983 at Miami*  
**OPPONENT** — *George Blanda, AFL Championship,*  
*Dec. 24, 1961 vs. Houston Oilers*

### Four Interceptions Thrown, Individual

**CHARGERS** — Philip Rivers, Nov. 18, 2019 vs. Kansas City in Mexico City, Mexico  
**OPPONENT** — **Jalen Hurts, Dec. 8, 2024 vs. Philadelphia**  
**CHARGERS** — *Justin Herbert, AFC Wild Card, Jan. 11, 2025 at Houston*  
**OPPONENT** — *George Blanda, AFL Championship,*  
*Dec. 24, 1961 vs. Houston Oilers*

## RECEIVING

### 10 or More Receptions, Individual

**CHARGERS** — Keenan Allen, Oct. 19, 2025 vs. Indianapolis (11 receptions)  
**OPPONENT** — Cole Kmet, Oct. 29, 2023 vs. Chicago (10 receptions)  
**CHARGERS** — Ronnie Harmon, AFC Wild Card,  
Dec. 31, 1995 vs. Indianapolis (10 receptions)  
**OPPONENT** — James White, AFC Divisional,  
Jan. 13, 2019 at New England (15 receptions)

### 200 Yards Receiving, Individual

**CHARGERS** — Keenan Allen, Sept. 24, 2023 at Minnesota (215 yards)  
**OPPONENT** — Tyreek Hill, Sept. 10, 2023 vs. Miami (215 yards)  
**CHARGERS** — Never  
**OPPONENT** — Never

### 100 Yards Receiving, Individual

**CHARGERS** — Ladd McConkey, Nov. 9, 2025 vs. Pittsburgh (107 yards)  
**OPPONENT** — A.J. Brown, Dec. 8, 2025 vs. Philadelphia (100 yards)  
**CHARGERS** — Ladd McConkey, AFC Wild Card,  
Jan. 11, 2025 at Houston (197 yards)  
**OPPONENT** — Nico Collins, AFC Wild Card,  
Jan. 11, 2025 at Houston (122 yards)

### 100 Yards Receiving, One Half, Individual

**CHARGERS** — Quentin Johnston, Jan. 5, 2025 at Las Vegas  
(118 yards in first half)  
**OPPONENT** — Mike Evans, Dec. 15, 2024 vs. Tampa Bay  
(115 yards in second half)  
**CHARGERS** — Ladd McConkey, AFC Wild Card,  
Jan. 11, 2025 at Houston (141 yards in second half)  
**OPPONENT** — Julian Edelman, AFC Divisional,  
Jan. 13, 2019 at New England (107 yards in first half)

### Two 100-Yard Receivers

**CHARGERS** — Oronde Gadsden (164 yards) and Keenan Allen (119 yards),  
Oct. 19, 2025 vs. Indianapolis  
**OPPONENT** — Travis Kelce (191 yards) and Tyreek Hill (148 yards),  
Dec. 16, 2021 vs. Kansas City  
**CHARGERS** — Chris Chambers (133 yards) and Vincent Jackson (114 yards),  
AFC Wild Card, Jan. 6, 2008  
**OPPONENT** — Tony Nathan (114 yards) and Duriel Harris (106 yards),  
AFC Divisional, Jan. 2, 1982

### Five Touchdown Receptions, Individual

**CHARGERS** — Kellen Winslow, Nov. 22, 1981 at Oakland (15, 29, 4, 5, 3 yards)  
**OPPONENT** — Never  
**CHARGERS** — Never  
**OPPONENT** — Never

### Four Touchdown Receptions, Individual

**CHARGERS** — Kellen Winslow, Nov. 22, 1981 at Oakland (15, 29, 4, 5, 3 yards)  
**OPPONENT** — Daryl Turner, Sept. 15, 1985 vs. Seattle (34, 15, 30, 7 yards)  
**CHARGERS** — Never  
**OPPONENT** — Never

### Three Touchdown Receptions, Individual

**CHARGERS** — Danny Woodhead, Dec. 20, 2015 vs. Miami (20, 9, 9 yards)  
**OPPONENT** — Travis Kelce, Nov. 20, 2022 vs. Kansas City (4, 32, 17 yards)  
**CHARGERS** — Never  
**OPPONENT** — Jerry Rice, Super Bowl XXIX at Joe Robbie Stadium,  
Jan. 29, 1995 vs. San Francisco (44, 15, 7 yards)

### Two Touchdown Receptions, Individual

**CHARGERS** — Quentin Johnston, Sept. 5, 2025 vs. Kansas City (5, 23 yards)  
**OPPONENT** — Brock Bowers, Nov. 30, 2025 vs. Las Vegas (6, 6 yards)  
**CHARGERS** — Keenan Allen, AFC Divisional,  
Jan. 12, 2014 at Denver (16, 16 yards)  
**OPPONENT** — Michael Crabtree, AFC Wild Card,  
Jan. 6, 2019 at Baltimore (31, 7 yards)

## COMBINATION

### 100 Yards Rushing and Receiving, Individual

**CHARGERS** — Austin Ekeler, Dec. 8, 2019 at Jacksonville  
(101 yards rushing, 112 yards receiving)  
**OPPONENT** — Essex Johnson, Sept. 30, 1973 vs. Cincinnati  
(121 yards rushing, 116 yards receiving)  
**CHARGERS** — Keith Lincoln, AFC Championship, Jan. 5, 1964 vs. Boston  
(206 yards rushing, 123 yards receiving)  
**OPPONENT** — Never

### 300-Yard Passer, 100-Yard Rusher and 100-Yard Receiver

**CHARGERS** — Philip Rivers (314 yards passing),  
Austin Ekeler (101 yards rushing),  
Austin Ekeler (112 yards receiving),  
Dec. 8, 2019 at Jacksonville  
**OPPONENT** — Patrick Mahomes (329 yards passing),  
Isiah Pacheco (107 yards rushing),  
Travis Kelce (115 yards receiving),  
Nov. 20, 2022 vs. Kansas City  
**CHARGERS** — Dan Fouts (333 yards passing),  
Chuck Muncie (126 yards rushing),  
Wes Chandler (124 yards receiving),  
Kellen Winslow (102 yards receiving),  
AFC Wild Card, Jan. 9, 1983 at Pittsburgh  
**OPPONENT** — Tom Brady (343 yards passing),  
Sony Michel (129 yards rushing),  
Julian Edelman (151 yards receiving),  
AFC Divisional, Jan. 13, 2019 at New England

## INTERCEPTIONS

### Four Interceptions, Individual

**CHARGERS** — Never  
**OPPONENT** — Kwamie Lassiter, Dec. 27, 1998 at Arizona (4 interceptions)  
**CHARGERS** — Never  
**OPPONENT** — Vernon Perry, AFC Divisional,  
Dec. 29, 1979 vs. Houston Oilers (4 interceptions)

### Three Interceptions, Individual

**CHARGERS** — Antonio Cromartie, Nov. 11, 2007 vs. Indianapolis (3 interceptions)  
**OPPONENT** — Kwamie Lassiter, Dec. 27, 1998 at Arizona (4 interceptions)  
**CHARGERS** — Never  
**OPPONENT** — Vernon Perry, AFC Divisional,  
Dec. 29, 1979 vs. Houston Oilers (4 interceptions)

### Two Interceptions, Individual

**CHARGERS** — Tarheeb Still, Dec. 1, 2024 at Atlanta (2 interceptions)  
**OPPONENT** — Patrick Surtain II, Nov. 28, 2021 at Denver (2 interceptions)  
**CHARGERS** — Glen Edwards, AFC Divisional,  
Jan. 3, 1981 vs. Buffalo (2 interceptions)  
**OPPONENT** — Derek Stingley, AFC Wild Card,  
Jan. 11, 2025 at Houston (2 interceptions)

### Interception Returned for Touchdown

**CHARGERS** — Tarheeb Still, Dec. 1, 2024 at Atlanta  
(61 yards of Kirk Cousins)  
**OPPONENT** — Cody Barton, Nov. 2, 2025 at Tennessee  
(24 yards of Justin Herbert)  
**CHARGERS** — Never  
**OPPONENT** — Eric Murray, AFC Wild Card,  
Jan. 11, 2025 at Houston (38 yards of Justin Herbert)

## SACKS

### Six Sacks, Individual

CHARGERS — Khalil Mack, Oct. 1, 2023 vs. Las Vegas (6.0 sacks)  
OPPONENT — Never  
CHARGERS — Never  
OPPONENT — Never

### Five Sacks, Individual

CHARGERS — Khalil Mack, Oct. 1, 2023 vs. Las Vegas (6.0 sacks)  
OPPONENT — Never  
CHARGERS — Never  
OPPONENT — Never

### Four-and-One-Half Sacks, Individual

CHARGERS — Khalil Mack, Oct. 1, 2023 vs. Las Vegas (6.0 sacks)  
OPPONENT — Hugh Douglas, Oct. 18, 1998 vs. Philadelphia (4.5 sacks)  
CHARGERS — Never  
OPPONENT — Never

### Four Sacks, Individual

CHARGERS — Tuli Tuipulotu, Sept. 28, 2025 at New York Giants (4.0 sacks)  
OPPONENT — Justin Houston, Dec. 28, 2014 at Kansas City (4.0 sacks)  
CHARGERS — Never  
OPPONENT — Never

### Three-and-One-Half Sacks, Individual

CHARGERS — Tuli Tuipulotu, Sept. 28, 2025 at New York Giants (4.0 sacks)  
OPPONENT — Justin Houston, Dec. 28, 2014 at Kansas City (3.5 sacks)  
CHARGERS — Never  
OPPONENT — Never

### Three Sacks, Individual

CHARGERS — Tuli Tuipulotu, Sept. 28, 2025 at New York Giants (4.0 sacks)  
OPPONENT — Myles Garrett, Nov. 3 2024 at Cleveland (3.0 sacks)  
CHARGERS — Never  
OPPONENT — Never

### Two-and-One-Half Sacks, Individual

CHARGERS — Tuli Tuipulotu, Sept. 28, 2025 at New York Giants (4.0 sacks)  
OPPONENT — Jalyx Hunt, Dec. 8, 2024 vs. Philadelphia (2.5 sacks)  
CHARGERS — Burt Grossman, AFC Wild Card,  
Jan. 2, 1993 vs. Kansas City (2.5 sacks)  
OPPONENT — Never

### Two Sacks, Individual

CHARGERS — Odafe Oweh and Tuli Tuipulotu, Dec. 14, 2025 at Kansas City (2.0 sacks)  
OPPONENT — Jalyx Hunt, Dec. 8, 2024 vs. Philadelphia (2.5 sacks)  
CHARGERS — Khalil Mack, AFC Wild Card,  
Jan. 11, 2025 at Houston (2.0 sacks)  
OPPONENT — Shaun Phillips, AFC Divisional,  
Jan. 12, 2014 at Denver (2.0 sacks)

## TOUCHDOWNS

### Five Touchdowns, Individual

CHARGERS — Kellen Winslow, Nov. 22, 1981 at Oakland  
(15-, 29-, 4-, 5-, 3-yard receptions)  
OPPONENT — Never  
CHARGERS — Never  
OPPONENT — Never

### Four Touchdowns, Individual

CHARGERS — Austin Ekeler, Nov. 21, 2021 vs. Pittsburgh  
(10-, 17-yard receptions; 6-, 5-yard runs)  
OPPONENT — Harvey Williams, Nov. 16, 1997, vs. Oakland  
(8-, 32-yard receptions; 1-, 1-yard runs)  
CHARGERS — Never  
OPPONENT — Never

### Three Touchdowns, Individual

CHARGERS — Austin Ekeler, Oct. 2, 2022 at Houston  
(14-yard receptions; 10-, 20-yard runs)  
OPPONENT — Travis Kelce, Nov. 20, 2022 vs. Kansas City  
(4-, 32-, 17-yard receptions)  
CHARGERS — Never  
OPPONENT — Sony Michel, AFC Divisional,  
Jan. 13, 2019 at New England (1-, 14-, 5-yard runs)

## FIELD GOALS AND PATs

### Six Field Goals Made, Individual

CHARGERS — Greg Davis, Oct. 5, 1997 at Oakland  
(30, 22, 38, 43, 33, 33 yards)  
OPPONENT — Phil Dawson, Nov. 5, 2006 vs. Cleveland  
(37, 20, 42, 30, 36, 35 yards)  
CHARGERS — Never  
OPPONENT — Never

### Five Field Goals Made, Individual

CHARGERS — Cameron Dicker, Dec. 8, 2025 vs. Philadelphia  
(45, 34, 31, 46, 54 yards)  
OPPONENT — Daniel Carlson, Jan. 9, 2022 at Las Vegas  
(24, 31, 52, 40, 47 yards)  
CHARGERS — Michael Badgley, AFC Wild Card,  
Jan. 6, 2019 at Baltimore (21, 53, 40, 34, 47 yards)  
OPPONENT — Never

### Four Field Goals Made, Individual

CHARGERS — Cameron Dicker, Dec. 8, 2025 vs. Philadelphia  
(45, 34, 31, 46, 54 yards)  
OPPONENT — Jake Elliott, Dec. 8, 2025 vs. Philadelphia  
(41, 30, 54, 44 yards)  
CHARGERS — Michael Badgley, AFC Wild Card,  
Jan. 6, 2019 at Baltimore (21, 53, 40, 34, 47 yards)  
OPPONENT — Never

### 50-Yard Field Goal, Individual

CHARGERS — Cameron Dicker, Dec. 8, 2025 vs. Philadelphia (54 yards)  
OPPONENT — Jake Elliott, Dec. 8, 2025 vs. Philadelphia (54 yards)  
CHARGERS — Michael Badgley, AFC Wild Card,  
Jan. 6, 2019 at Baltimore (53 yards)  
OPPONENT — Stephen Gostkowski, AFC Divisional,  
Jan. 14, 2007 vs. New England (50 yards)

### Blocked Field Goal Attempt

CHARGERS — Teair Tart, Nov. 3, 2024 at Cleveland  
(51-yard Dustin Hopkins attempt)  
OPPONENT — Zack Allen, Dec. 31, 2023 at Denver  
(50-yard Cameron Dicker attempt)  
CHARGERS — Leroy Jones, AFC Divisional, Jan. 2, 1982 at Miami  
(34-yard Uwe von Schamann attempt)  
OPPONENT — Never

### Two-Point Conversion

CHARGERS — Justin Herbert run,  
Sept. 28, 2025 at New York Giants  
OPPONENT — Michael Pittman Jr., pass from Daniel Jones,  
Oct. 19, 2025 vs. Indianapolis  
CHARGERS — Keenan Allen pass from Philip Rivers, AFC Divisional,  
Jan. 13, 2019 at New England  
OPPONENT — Kevin Faulk run, AFC Divisional,  
Jan. 14, 2007 vs. New England

### Defensive Two-Point Conversion

CHARGERS — Casey Hayward Jr., Dec. 30, 2018 at Denver  
(Interception of Case Keenum)  
OPPONENT — Never  
CHARGERS — Never  
OPPONENT — D'Angelo Ross, AFC Wild Card,  
Jan. 11, 2025 at Houston (Return of Cameron Dicker blocked PAT)

### Point After Touchdown Missed

CHARGERS — Cameron Dicker, Nov. 3, 2024 at Cleveland  
(Second attempt, wide left)  
OPPONENT — Michael Badgley, Oct. 19, 2025 vs. Indianapolis  
(First attempt, wide left)  
CHARGERS — Rolf Benirschke, AFC Second Round,  
Jan. 16, 1993 at Miami (First attempt, wide right)  
OPPONENT — Never

### Blocked Point After Touchdown

CHARGERS — Isaac Rochell, Sept. 27, 2020 vs. Carolina  
(Joey Slye, first attempt)  
OPPONENT — Denico Autry, Dec. 31, 2017 vs. Oakland  
(Nick Rose, third attempt)  
CHARGERS — Never  
OPPONENT — Denico Autry, AFC Wild Card,  
Jan. 11, 2025 at Houston (Cameron Dicker, first attempt)

## PUNTING

### 80-Yard Punt

CHARGERS — JK Scott, Dec. 11, 2023 vs. Denver (83 yards)  
OPPONENT — Dustin Colquitt, Dec. 2, 2007 at Kansas City (81 yards)  
CHARGERS — *Never*  
OPPONENT — *Never*

### 70-Yard Punt

CHARGERS — JK Scott, Dec. 11, 2023 vs. Denver (83 yards)  
OPPONENT — Bryce Baringer, Dec. 3, 2023 at New England (70 yards)  
CHARGERS — *Never*  
OPPONENT — Ray Guy, AFC Championship, Jan. 11, 1981 vs. Oakland (71 yards)

### 60-Yard Punt

CHARGERS — JK Scott, Sept. 28, 2025 at New York Giants (60 yards)  
OPPONENT — Braden Mann, Dec. 8, 2025 vs. Philadelphia (60 yards)  
CHARGERS — Mike Scifres, AFC Divisional, Jan. 12, 2014 at Denver (62 yards)  
OPPONENT — Tommy Townsend, AFC Wild Card, Jan. 11, 2025 at Houston (67 yards)

### Blocked Punt

CHARGERS — Jerry Attaochu of Drew Butler, Sept. 8, 2014 at Arizona  
OPPONENT — Miles Killebrew of Ty Long, Nov. 21, 2021 vs. Pittsburgh  
CHARGERS — *Never*  
OPPONENT — Lou Piccone of Rick Partridge, AFC Divisional, Jan. 3, 1981 vs. Buffalo

### 10 or More Punts, Individual

CHARGERS — Drew Kaser, Nov. 12, 2017 at Jacksonville (10 punts for 485 yards)  
OPPONENT — Chad Stanley, Sept. 15, 2002 vs. Houston (10 punts for 406 yards)  
CHARGERS — *Never*  
OPPONENT — *Never*

### No Punts

CHARGERS — Oct. 23, 2025 vs. Minnesota  
OPPONENT — Nov. 16, 2025 at Jacksonville  
CHARGERS — *Never*  
OPPONENT — AFC Divisional, Jan. 12, 2014 at Denver

## OTHER SPECIAL TEAMS

### Kickoff Returned for Touchdown

CHARGERS — Andre Roberts, Jan. 2, 2022 vs. Denver (101 yards)  
OPPONENT — Mecole Hardman, Dec. 29, 2019 at Kansas City (104 yards)  
CHARGERS — Andre Coleman, Super Bowl XXIX at Joe Robbie Stadium, Jan. 29, 1995 vs. San Francisco (98 yards)  
OPPONENT — *Never*

### Punt Returned for Touchdown

CHARGERS — Derius Davis, Nov. 6, 2023 at New York Jets (87 yards)  
OPPONENT — Chimere Dike, Nov. 2, 2025 at Tennessee (67 yards)  
CHARGERS — Wes Chandler, AFC Divisional, Jan. 2, 1982 at Miami (58 yards)  
OPPONENT — Antonio Holmes, AFC Divisional, Jan. 11, 2009 at Pittsburgh (67 yards)

### Blocked Punt Returned for Touchdown

CHARGERS — Jacob Hester, Oct. 25, 2009 at Kansas City (Recovered own blocked Dustin Colquitt punt in end zone)  
OPPONENT — Daniel Thomas, Oct. 25, 2020 vs. Jacksonville (Recovered own blocked Ty Long punt, returned recovery 16 yards)  
CHARGERS — *Never*  
OPPONENT — *Never*

### Recovered Own Onside Kick Attempt

CHARGERS — Darrell Stuckey of Nick Novak kick, Nov. 18, 2012 at Denver  
OPPONENT — Keion Crossen of Riley Dixon kick, Dec. 12, 2021 vs. New York Giants  
CHARGERS — Richard Marshall of Nick Novak kick, AFC Divisional, Jan. 12, 2014 at Denver  
OPPONENT — *Never*

## OTHER DEFENSE

### Shutout Posted

CHARGERS — Dec. 3, 2023 at New England (6-0, Chargers win)  
OPPONENT — Dec. 6, 2020 vs. New England (45-0, Patriots win)  
CHARGERS — AFC Wild Card, Jan. 2, 1993 vs. Kansas City (Chargers win, 17-0)  
OPPONENT — AFC Divisional, Jan. 10, 1993 at Miami (Dolphins win, 31-0)

### Fumble Returned for Touchdown

CHARGERS — Tevaughn Campbell, Dec. 5, 2021 at Cincinnati (61 yards)  
OPPONENT — Mike Edwards, Jan. 7, 2024 vs. Kansas City (97 yards)  
CHARGERS — *Never*  
OPPONENT — Guy Ruff, AFC Wild Card, Jan. 9, 1983 at Pittsburgh (Recovered opening kickoff fumble in end zone)

### Safety Scored

CHARGERS — Nov. 9, 2025 vs. Pittsburgh (Aaron Rodgers sacked in end zone by Khalil Mack)  
OPPONENT — Oct. 27, 2024 vs. New Orleans (JK Scott fumbled out end zone)  
CHARGERS — AFC Divisional, Jan. 8, 1995 vs. Miami (Bernie Parmalee tackled in end zone by Reuben Davis)  
OPPONENT — *Never*

## MISCELLANEOUS

### No Penalties

CHARGERS — Oct. 9, 2011 at Denver (Chargers win, 29-24)  
OPPONENT — Dec. 4, 2005 vs. Oakland (Raiders win, 34-10)  
CHARGERS — *Never*  
OPPONENT — AFC Divisional, Jan. 10, 1993 at Miami (Dolphins win, 31-0)

### Game Without Touchdown

CHARGERS — Nov. 16, 2025 at Jacksonville (Jaguars win 35-6)  
OPPONENT — Sept. 15, 2025 at Las Vegas (Chargers win 20-9)  
CHARGERS — AFC Championship, Jan. 20, 2008 at New England (Patriots win, 21-12)  
OPPONENT — AFC Wild Card, Jan. 6, 2008 vs. Tennessee (Chargers win, 17-6)

### 50 Points, Game

CHARGERS — Nov. 19, 2017 vs. Buffalo (Chargers win, 54-24)  
OPPONENT — Dec. 14, 2023 at Las Vegas (Raiders win, 63-21)  
CHARGERS — AFL Championship, Jan. 5, 1964 vs. Boston (Chargers win, 51-10)  
OPPONENT — *Never*

### 40 Points, Game

CHARGERS — Dec. 28, 2024 at New England (Chargers win, 40-7)  
OPPONENT — Dec. 15, 2024 vs. Tampa Bay (Buccaneers win, 40-17)  
CHARGERS — AFC Divisional, Jan. 2, 1982 at Miami (Chargers win, 41-38)  
OPPONENT — AFC Divisional, Jan. 13, 2019 at New England (Patriots win, 41-28)

### 600 Yards Total Offense, Game

CHARGERS — Dec. 20, 1982 vs. Cincinnati (661 yards)  
OPPONENT — Oct. 1, 2000 at St. Louis (614 yards)  
CHARGERS — AFL Championship, Jan. 5, 1964 vs. Boston (610 yards)  
OPPONENT — *Never*

### 500 Yards Total Offense, Game

CHARGERS — Dec. 8, 2019 at Jacksonville (525 yards)  
OPPONENT — Dec. 15, 2024 vs. Tampa Bay (506 yards)  
CHARGERS — AFC Divisional, Jan. 2, 1982 at Miami (564 yards)  
OPPONENT — *Never*



# WEEKLY RANKINGS

## 2025 WEEKLY NFL RANKINGS

Week	Opp.	Offense			Defense		
		Total	Rush	Pass	Total	Rush	Pass
1	KC	T-5	19	3	22	15	24
2	at LV	9	25	4	7	8	16
3	Den	6	24	2	8	9	9
4	at NYG	8	21	5	3	16	5
5	Was	12	T-14	10	7	18	T-4
6	at Mia	7	13	9	7	21	6
7	Ind	4	17	3	13	19	8
8	Min	4	12	4	7	17	6
9	at Ten	5	10	6	6	17	3
10	Pit	8	10	7	4	13	5
11	at Jax	11	15	10	4	18	4
12	BYE	12	17	11	5	16	4
13	LV	10	12	12	3	13	2
14	Phi	11	9	17	4	14	5
15	at KC	15	11	19	2	11	3
16	at Dal						
17	Hou						
18	at Den						
<b>Chargers in 2024</b>		<b>20</b>	<b>17</b>	<b>19</b>	<b>11</b>	<b>14</b>	<b>7</b>
<b>Chargers in 2023</b>		<b>18</b>	<b>25</b>	<b>13</b>	<b>28</b>	<b>17</b>	<b>30</b>
<b>Chargers in 2022</b>		<b>9</b>	<b>30</b>	<b>3</b>	<b>20</b>	<b>28</b>	<b>7</b>
<b>Chargers in 2021</b>		<b>4</b>	<b>21</b>	<b>T-2</b>	<b>23</b>	<b>30</b>	<b>12</b>
<b>Chargers in 2020</b>		<b>9</b>	<b>18</b>	<b>6</b>	<b>10</b>	<b>18</b>	<b>9</b>
<b>Chargers in 2019</b>		<b>10</b>	<b>28</b>	<b>6</b>	<b>6</b>	<b>18</b>	<b>5</b>
<b>Chargers in 2018</b>		<b>11</b>	<b>15</b>	<b>10</b>	<b>9</b>	<b>9</b>	<b>9</b>
<b>Chargers in 2017</b>		<b>4</b>	<b>24</b>	<b>1</b>	<b>15</b>	<b>31</b>	<b>3</b>
<b>Chargers in 2016</b>		<b>14</b>	<b>26</b>	<b>8</b>	<b>16</b>	<b>10</b>	<b>20</b>
<b>Chargers in 2015</b>		<b>9</b>	<b>31</b>	<b>4</b>	<b>20</b>	<b>27</b>	<b>T-14</b>
<b>Chargers in 2014</b>		<b>18</b>	<b>30</b>	<b>10</b>	<b>9</b>	<b>26</b>	<b>4</b>
<b>Chargers in 2013</b>		<b>5</b>	<b>13</b>	<b>4</b>	<b>23</b>	<b>12</b>	<b>29</b>
<b>Chargers in 2012</b>		<b>31</b>	<b>27</b>	<b>24</b>	<b>9</b>	<b>6</b>	<b>18</b>
<b>Chargers in 2011</b>		<b>6</b>	<b>16</b>	<b>6</b>	<b>16</b>	<b>20</b>	<b>13</b>
<b>Chargers in 2010</b>		<b>1</b>	<b>15</b>	<b>2</b>	<b>1</b>	<b>4</b>	<b>1</b>
<b>Chargers in 2009</b>		<b>10</b>	<b>31</b>	<b>5</b>	<b>16</b>	<b>20</b>	<b>11</b>
<b>Chargers in 2008</b>		<b>11</b>	<b>20</b>	<b>7</b>	<b>25</b>	<b>11</b>	<b>31</b>
<b>Chargers in 2007</b>		<b>20</b>	<b>7</b>	<b>26</b>	<b>14</b>	<b>16</b>	<b>14</b>
<b>Chargers in 2006</b>		<b>4</b>	<b>2</b>	<b>16</b>	<b>10</b>	<b>7</b>	<b>13</b>
<b>Chargers in 2005</b>		<b>10</b>	<b>9</b>	<b>12</b>	<b>13</b>	<b>1</b>	<b>28</b>
<b>Chargers in 2004</b>		<b>10</b>	<b>6</b>	<b>16</b>	<b>18</b>	<b>3</b>	<b>31</b>
<b>Chargers in 2003</b>		<b>14</b>	<b>6</b>	<b>19</b>	<b>27</b>	<b>T-25</b>	<b>21</b>
<b>Chargers in 2002</b>		<b>16</b>	<b>8</b>	<b>22</b>	<b>30</b>	<b>11</b>	<b>32</b>

## 2025 REGULAR-SEASON RANKINGS

### LOS ANGELES CHARGERS (Team)

Category	NFL	AFC
Turnover Margin (2).....	T-10	T-4
Points Scored (22.5).....	19	10
Points Allowed (20.3).....	9	5
Total Offense (337.9).....	15	6
Rushing (123.4).....	11	5
Passing (214.5).....	19	9
Total Defense (279.1).....	2	2
vs. Rush (104.7).....	11	7
vs. Pass (174.4).....	3	3
Third-Down Offense (46.34%).....	3	1
Third-Down Defense (35.37%).....	5	4
Red-Zone Offense (50.00%).....	T-27	13
Red-Zone Defense (51.16%).....	T-5	2

### LOS ANGELES CHARGERS (Individual)

Category	NFL	AFC
<b>Passing</b>		
Rating: Justin Herbert (92.2).....	16	7
Yards: Justin Herbert (3,191).....	11	6
Touchdowns: Justin Herbert (23).....	T-5	T-2
<b>Rushing</b>		
Attempts: Kimani Vidal (147).....	25	15
Yards: Kimani Vidal (620).....	29	14
Touchdowns: Kimani Vidal (3).....	T-47	T-23
<b>Receiving</b>		
Receptions: Keenan Allen (68).....	15	5
Yards: Ladd McConkey (715).....	31	12
Touchdowns: Quentin Johnston (7).....	T-8	T-2
<b>Defense</b>		
Total Tackles: Daiyan Henley (84).....	T-51	T-28
Solo Tackles: Daiyan Henley (46).....	T-60	T-30
INTs: Donte Jackson/Tony Jefferson (4).....	T-6	T-2
Sacks: Tuli Tuipulotu (12.0).....	T-5	T-3

# GAME-BY-GAME STARTERS

## OFFENSIVE STARTERS

		WR	WR	TE	LT	LG	C	RG	RT	QB	RB	3WR	FB	2TE	3TE/OL
Sept. 5	KC	McConkey	Johnston	Conklin	Alt	Z.Johnson	Bozeman	Becton	Pipkins	Herbert	Hampton	Allen	—	—	—
Sept. 15	at LV	—	Johnston	Conklin	Alt	Z.Johnson	Bozeman	Becton	Pipkins	Herbert	Hampton	—	Matlock	Dissly	—
Sept. 21	Den	McConkey	Johnston	Conklin	Alt	Z.Johnson	Bozeman	Becton	Pipkins	Herbert	Hampton	—	—	Fisk	—
Sept. 28	at NYG	McConkey	Johnston	Conklin	Alt	Z.Johnson	Bozeman	Salyer	Pipkins	Herbert	Hampton	—	Matlock	—	—
Oct. 5	Was	T.Harris	—	Conklin	Deculus	Z.Johnson	Bozeman	Becton	Pipkins	Herbert	Hampton	—	—	Gadsden	Fisk
Oct. 12	at Mia	McConkey	T.Harris	Gadsden	Deculus	Z.Johnson	Bozeman	Becton	B.Hart	Herbert	Vidal	Lambert-Smith	—	—	—
Oct. 19	Ind	McConkey	Johnston	Fisk	Deculus	Z.Johnson	Bozeman	Becton	B.Hart	Herbert	Vidal	T.Harris	—	—	—
Oct. 23	Min	McConkey	T. Harris	Fisk	Alt	Z.Johnson	Bozeman	Becton	B.Hart	Herbert	Vidal	—	Matlock	—	—
Nov. 2	at Ten	McConkey	Johnston	Gadsden	Alt	Z.Johnson	Bozeman	Sarell	B.Hart	Herbert	Vidal	Allen	—	—	—
Nov. 9	Pit	McConkey	Johnston	Gadsden	Deculus	Z.Johnson	Bozeman	Becton	Pipkins	Herbert	Vidal	—	—	Fisk	—
Nov. 16	at Jax	McConkey	Johnston	Fisk	Penning	Z.Johnson	Bozeman	Becton	Pipkins	Herbert	Vidal	T. Harris	—	Fisk	—
Nov. 30	LV	T.Harris	—	Gadsden	Salyer	Z.Johnson	Bozeman	Becton	Pipkins	Herbert	Vidal	—	Matlock	Fisk	—
Dec. 8	Phi	McConkey	Allen	Gadsden	Salyer	Z.Johnson	Bozeman	Becton	Pipkins	Herbert	Vidal	T. Harris	—	—	—
Dec. 14	at KC	T.Harris	—	Gadsden	Salyer	Z.Johnson	Bozeman	Becton	B.Hart	Herbert	Vidal	—	Matlock	—	Penning
Dec. 21	at Dal														
Dec. 27	Hou														
TBD	at Den														

## DEFENSIVE STARTERS

		OLB	DL	DL	DL	OLB	LB	LB	CB	CB	S	S	3CB	3S
Sept. 5	KC	Mack	Tart	—	Hand	Tuipulotu	Henley	Perryman	Still	Jackson	D.James	Gilman	—	Molden
Sept. 15	at LV	Mack	Tart	—	Hand	Tuipulotu	Henley	Dye	Still	Jackson	D.James	Gilman	—	Jefferson
Sept. 21	Den	Dupree	Tart	—	Hand	Tuipulotu	Henley	Dye	Still	Jackson	D.James	Gilman	—	Jefferson
Sept. 28	at NYG	Dupree	Tart	—	Hand	Tuipulotu	Henley	Dye	Still	Jackson	D.James	Gilman	—	Molden
Oct. 5	Was	Dupree	Tart	—	Hand	Tuipulotu	Henley	Dye	Still	Jackson	D.James	Gilman	—	Molden
Oct. 12	at Mia	Dupree	Tart	Caldwell	Eboigbe	Tuipulotu	Henley	Dye	Still	Jackson	D.James	Molden	—	—
Oct. 19	Ind	Oweh	Tart	Caldwell	—	Tuipulotu	Henley	Perryman	Still	Jackson	D.James	Jefferson	St-Juste	—
Oct. 23	Min	Mack	Tart	Caldwell	—	Tuipulotu	Henley	Perryman	Still	St-Juste	D.James	Molden	—	Jefferson
Nov. 2	at Ten	Mack	Tart	Caldwell	—	Tuipulotu	Henley	Perryman	C.Hart	Jackson	D.James	Molden	—	Mickens
Nov. 9	Pit	Mack	Tart	Caldwell	Hand	Tuipulotu	Henley	Perryman	C.Hart	Jackson	D.James	Molden	—	—
Nov. 16	at Jax	Mack	Tart	—	Hand	Tuipulotu	Henley	Perryman	C.Hart	Jackson	D.James	Molden	—	Mickens
Nov. 30	LV	Mack	Tart	Hand	—	Tuipulotu	Henley	Perryman	Still	Jackson	D.James	Molden	—	Mickens
Dec. 8	Phi	Mack	Tart	Hand	—	Tuipulotu	Henley	Perryman	Still	Jackson	D.James	Molden	—	Mickens
Dec. 14	at KC	Mack	Tart	Hand	—	Tuipulotu	Henley	Perryman	C.Hart	Jackson	D.James	Jefferson	—	Mickens
Dec. 21	at Dal													
Dec. 27	Hou													
TBD	at Den													

# WEEKLY INACTIVES

Sept. 5	Kansas City:	RJ Mickens, Tucker Fisk, Nikko Reed, Kyle Kennard, Foster Sarell, Oronde Gadsden, Naquan Jones.
Sept. 15	at Las Vegas:	Elijah Molden, Tucker Fisk, Nikko Reed, Kyle Kennard, Kana'i Mauga, Oronde Gadsden, Otito Ogbonnia.
Sept. 21	Denver:	Elijah Molden, Cam Hart, Emany Johnson, KeAndre Lambert-Smith, Will Dissly, Otito Ogbonnia.
Sept. 28	at N.Y. Giants:	Derius Davis, RJ Mickens, Nikko Reed, Mekhi Becton Sr., Will Dissly, Otito Ogbonnia.
Oct. 5	Washington:	Derius Davis, RJ Mickens, Nikko Reed, Kyle Kennard, Joe Alt, Will Dissly, Naquan Jones.
Oct. 12	at Miami:	Quentin Johnston, Derius Davis, Scott Matlock, Nikko Reed, Jamaree Salyer, Joe Alt, Trey Pipkins III.
Oct. 19	Indianapolis:	Elijah Molden, Troy Dye, Nikko Reed, Kyle Kennard, Joe Alt, Trey Pipkins III, KeAndre Lambert-Smith.
Oct. 23	Minnesota:	Hassan Haskins, Nikko Reed, Kyle Kennard, Jamaree Salyer, Austin Deculus, Keandre Lambert-Smith, Will Dissly.
Nov. 2	at Tennessee:	Tony Jefferson, Tarheeb Still, Kyle Kennard, Mekhi Becton, Austin Deculus, Will Dissly.
Nov. 9	Pittsburgh:	Tony Jefferson, Tarheeb Still, Kyle Kennard, Bobby Hart, Foster Sarell, KeAndre Lambert-Smith, Will Dissly.
Nov. 16	at Jacksonville:	Tony Jefferson, Kyle Kennard, Bobby Hart, Foster Sarell, KeAndre Lambert-Smith, Will Dissly, Naquan Jones.
Nov. 30	Las Vegas:	Nikko Reed, Kyle Kennard, Austin Deculus, KeAndre Lambert-Smith, Will Dissly, Naquan Jones.
Dec. 8	Philadelphia:	Nikko Reed, Kyle Kennard, Austin Deculus, Dalevon Campbell, Tyler Conklin, KeAndre Lambert-Smith.
Dec. 14	at Kansas City:	Quentin Johnston, Elijah Molden, Derius Davis, Nikko Reed, Kyle Kennard, Trey Pipkins, Dalevon Campbell.
Dec. 21	at Dallas:	
Dec. 27	Houston:	
TBD	at Denver:	

## SEASON TOTALS

Name	No.	Name	No.	Name	No.	Name	No.
Kyle Kennard	11	RJ Mickens	3	Oronde Gadsden	2	Troy Dye	1
Nikko Reed	10	Otito Ogbonnia	3	Bobby Hart	2	Cam Hart	1
Will Dissly	8	Trey Pipkins III	3	Quentin Johnston	2	Emany Johnson	1
KeAndre Lambert-Smith	7	Foster Sarell	3	Elijah Molden	2	Kana'i Mauga	1
Derius Davis	4	Joe Alt	2	Jamaree Salyer	2	Scott Matlock	1
Austin Deculus	4	Mekhi Becton Sr.	2	Tarheeb Still	2	Hassan Haskins	1
Naquan Jones	4	Dalevon Campbell	2	Joe Alt	1		
Tony Jefferson	3	Tucker Fisk	2	Tyler Conklin	1		

# CHARGERS AND OPPONENT WEEKLY LEADERS

## REGULAR-SEASON WEEKLY LEADERS, LOS ANGELES CHARGERS

			Scoring	Pass Yds.	Carries	Rush Yds.	Catches	Rec. Yds.	Tackles (Solo)	Sacks
Sept. 5		Kansas City:	Johnston 12	Herbert 318	Hampton 15	Hampton 48	Allen 7	Johnston 79	Gilman 9 (4)	Two Tied 1.0
Sept. 15	at	Las Vegas:	Dicker 8	Herbert 242	Herbert 9	Herbert 31	Two Tied 5	Johnston 71	Henley 10 (7)	Three Tied 1.0
Sept. 21		Denver:	Dicker 11	Herbert 300	Hampton 19	Hampton 70	Allen 7	Johnston 89	James Jr. 12 (10)	Two Tied 1.0
Sept. 28	at	N.Y. Giants:	Two Tied 6	Herbert 203	Hampton 12	Hampton 128	Johnston 8	Johnston 98	Dye 12 (3)	Tuipulotu 4.0
Oct. 5		Washington:	McConkey 6	Herbert 166	Hampton 12	Herbert 60	Hampton 6	Allen 58	Dye 11 (7)	Eboigbe 1.0
Oct. 12	at	Miami:	Dicker 17	Herbert 264	Vidal 18	Vidal 124	Two Tied 7	McConkey 100	Henley 7 (3)	Two Tied 1.0
Oct. 19		Indianapolis:	Four Tied 6	Herbert 420	Vidal 9	Herbert 31	Allen 11	Gadsden 164	James Jr. 7 (3)	Mack 1.0
Oct. 23		Minnesota:	Dicker 13	Herbert 227	Vidal 23	Vidal 117	McConkey 6	McConkey 88	St-Juste 7 (7)	Eboigbe 2.0
Nov. 2	at	Tennessee:	Dicker 9	Herbert 250	Vidal 12	Herbert 57	Gadsden 5	Gadsden 68	James Jr. 8 (5)	Oweh 2.0
Nov. 9		Pittsburgh:	Dicker 11	Herbert 220	Vidal 25	Vidal 95	Johnston 5	McConkey 107	Henley 6 (5)	Three Tied 1.0
Nov. 16	at	Jacksonville:	Dicker 6	Herbert 81	Vidal 5	Herbert 21	Allen 4	Allen 53	Two Tied 7	None
Nov. 30		Las Vegas:	Dicker 7	Herbert 151	Vidal 25	Vidal 126	Two Tied 4	McConkey 39	Perryman 7 (6)	Tuipulotu 2.0
Dec. 8		Philadelphia:	Dicker 16	Herbert 139	Vidal 14	Herbert 66	Allen 3	Vidal 60	Henley 7 (6)	Oweh 1.0
Dec. 14	at	Kansas City:	Dicker 10	Herbert 210	Hampton 15	Hampton 61	Allen 5	Gadsden 61	James Jr. 10 (2)	Two Tied 2.0
Dec. 21	at	Dallas:								
Dec. 27		Houston:								
TBD	at	Denver:								

## REGULAR-SEASON WEEKLY LEADERS, OPPONENT

			Scoring	Pass Yds.	Carries	Rush Yds.	Catches	Rec. Yds.	Tackles (Solo)	Sacks
Sept. 5		Kansas City:	Butker 9	Mahomes 258	Mahomes 6	Mahomes 57	Brown 10	Brown 99	Conner 9 (7)	Tranquill 2.0
Sept. 15	at	Las Vegas:	Carlson 9	Smith 180	Jeanty 11	Jeanty 43	Meyers 6	Meyers 68	White 8 (6)	Laulu 2.0
Sept. 21		Denver:	Lutz 8	Nix 153	Dobbins 11	Dobbins 83	Sutton 6	Sutton 118	Singleton 12 (4)	Bonitto 2.0
Sept. 28	at	N.Y. Giants:	McAtamney 7	Dart 111	Skattebo 25	Skattebo 79	Three tied 3	Slayton 44	Mussau 6 (2)	Two Tied 1.0
Oct. 5		Washington:	Croskey-Merriitt 12	Daniels 231	Croskey-Merriitt 14	Croskey-Merriitt 111	Samuel 8	Samuel 96	Wagner 14 (8)	Armstrong 2.0
Oct. 12	at	Miami:	Achane 12	Tagovailoa 205	Achane 16	Achane 128	Waddle 6	Waddle 95	Britt 13 (6)	Grant 1.0
Oct. 19		Indianapolis:	Taylor 18	Jones 288	Taylor 16	Taylor 94	Pittman 7	Pierce 98	Moore 8 (4)	Buckner 2.0
Oct. 23		Minnesota:	Addison 6	Wentz 144	Jones 5	Scott 16	Jefferson 7	Jefferson 74	Cashman 11 (6)	Two Tied 1.0
Nov. 2	at	Tennessee:	Slye 8	C. Ward 145	Pollard 10	Pollard 56	Two Tied 3	Ayomanor 46	Gray 16 (11)	J. Ward 2.5
Nov. 9		Pittsburgh:	Wilson 6	Rodgers 161	Warren 14	Warren 70	Two Tied 3	Two Tied 35	Queen 12 (2)	Highsmith 2.0
Nov. 16	at	Jacksonville:	Etienne 12	Lawrence 153	Etienne 19	Tuten 74	Meyers 5	Meyers 64	Two Tied 5	Two Tied 1.0
Nov. 30		Las Vegas:	Bowers 12	Smith 165	Jeanty 15	Jeanty 31	Jeanty 6	Bowers 63	Chinn 17 (8)	Crosby 2.0
Dec. 8		Philadelphia:	Elliott 13	Hurts 240	Barkley 20	Barkley 122	Goedert 8	Brown 100	Four Tied 8	Hunt 2.5
Dec. 14	at	Kansas City:	Butker 7	Mahomes 189	Pacheco 11	Pacheco 21	Two Tied 7	Kelce 70	Tranquill 14 (8)	Omenihu 1.5
Dec. 21	at	Dallas:								
Dec. 27		Houston:								
TBD	at	Denver:								

# REGULAR-SEASON PLAYER PARTICIPATION

2025 Season	1	2	3	4	5	6	7	8	9	10	11	13	14	15	16	17	18	Season Totals			
Player	KC	at LV	DEN	at NYG	WAS	at MIA	IND	MIN	at TEN	PIT	at JAX	LV	PHI	at KC	at DAL	HOU	at DEN	GP	GS	DNP	INA
Allen, Keenan	3WR	LT	SUB	SUB	SUB	SUB	SUB	SUB	WR	SUB	SUB	SUB	WR	SUB				14	3	0	0
Alt, Joe	LT	SUB	LT	LT	INA	INA	INA	LT	LT	IR	IR	IR	IR	IR				6	6	0	3
Becton Sr., Mekhi	RG	RG	RG	INA	RG	RG	RG	RG	INA	RG	RG	RG	RG	RG				12	12	0	2
Bowden, Peter	—	—	—	—	—	—	—	—	—	PS	—	—	—	—				0	0	0	0
Bozeman, Bradley	C	C	C	C	C	C	C	C	C	C	C	C	C	C				14	14	0	0
Caldwell, Jamaree	SUB	SUB	SUB	SUB	SUB	DL	DL	DL	DL	DL	SUB	SUB	SUB	SUB				14	5	0	0
Campbell, Dalevon	—	—	—	—	—	—	PS	PS	PS	PS	PS	PS	INA	INA				0	0	0	2
Colson, Junior	IR	IR	IR	IR	IR	IR	IR	IR	IR	IR	IR	IR	IR	IR				0	0	0	0
Conklin, Tyler	TE	TE	TE	TE	TE	SUB	SUB	SUB	SUB	SUB	SUB	SUB	INA	DNP				12	5	1	1
Davis, Derius	SUB	SUB	SUB	INA	INA	INA	SUB	SUB	SUB	SUB	SUB	SUB	SUB	INA				10	0	0	4
Deculus, Austin	SUB	SUB	SUB	SUB	LT	LT	LT	INA	INA	LT	SUB	INA	INA	SUB				10	4	0	4
Dicker, Cameron	SUB	SUB	SUB	SUB	SUB	SUB	SUB	SUB	SUB	SUB	SUB	SUB	SUB	SUB				14	0	0	0
Dissly, Will	SUB	TE	INA	INA	INA	SUB	SUB	INA	INA	INA	INA	INA	INA	SUB				6	1	0	8
Dupree, Bud	SUB	SUB	OLB	OLB	OLB	OLB	SUB	SUB	SUB	SUB	SUB	SUB	SUB	SUB				14	4	0	0
Dunn, Michael	—	—	—	—	PS	—	—	—	—	—	—	—	—	—				0	0	0	0
Dye, Troy	SUB	LB	LB	LB	LB	LB	INA	SUB	SUB	SUB	SUB	SUB	SUB	SUB				13	4	0	1
Eboigbe, Justin	SUB	SUB	SUB	SUB	SUB	DL	SUB	SUB	SUB	SUB	SUB	SUB	SUB	SUB				14	1	0	0
Edwards, TeRah	PS	PS	PS	PS	PS	PS	PS	PS	PS	PS	PS	PS	PS	PS				0	0	0	0
Ferrell Clelin	—	—	PS	PS	PS	PS	—	—	—	—	—	—	—	—				1	0	0	0
Fisk, Tucker	INA	INA	2TE	SUB	2TE	SUB	TE	TE	SUB	TE	TE	TE	IR	IR				10	7	0	2
Freeman, Royce	—	—	—	—	—	—	—	—	—	—	—	—	—	PS				0	0	0	0
Fuga, Josh	IR	IR	IR	IR	IR	IR	IR	IR	IR	IR	IR	IR	IR	IR				0	0	0	0
Gadsden, Oronde	INA	INA	SUB	SUB	3TE	TE	SUB	SUB	TE	TE	SUB	TE	TE	TE				12	7	0	2
Gilman, Alohi	S	S	S	S	S	—	—	—	—	—	—	—	—	—				5	5	0	0
Grimm, Luke	PS	PS	PS	PS	PS	PS	PS	PS	—	—	PS	PS	—	—				0	0	0	0
Hampton, Omarion	RB	RB	RB	RB	RB	IR	IR	IR	IR	IR	IR	IR/DFR	SUB	SUB				7	5	0	0
Hand, Da'Shawn	DL	DL	DL	DL	DL	IR	IR	IR	IR	DL	DL	DL	DL	DL				10	10	0	0
Harris, Josh	IR/DFR	IR/DFR	IR/DFR	IR/DFR	IR/DFR	IR/DFR	IR/DFR	IR/DFR	IR/DFR	SUB	SUB	SUB	SUB	SUB				5	0	0	0
Harris, Najee	SUB	SUB	SUB	IR	IR	IR	IR	IR	IR	IR	IR	IR	IR	IR				3	0	0	0
Harris, Tre'	SUB	SUB	SUB	SUB	WR	WR	3WR	WR	SUB	WR	WR	WR	WR	WR				14	8	0	0
Hart, Bobby	—	—	—	—	—	RT	RT	RT	RT	INA	INA	SUB	SUB	RT				7	5	0	2
Hart, Cam	SUB	SUB	INA	SUB	SUB	SUB	SUB	SUB	CB	CB	CB	SUB	SUB	CB				13	4	0	1
Haskins, Hassan	SUB	SUB	SUB	SUB	SUB	SUB	SUB	INA	IR	IR	IR	IR	SUB	SUB				9	0	0	1
Henley, Daiyan	LB	LB	LB	LB	LB	LB	LB	LB	LB	LB	LB	LB	LB	LB				14	14	0	0
Herbert, Justin	QB	QB	QB	QB	QB	QB	QB	QB	QB	QB	QB	QB	QB	QB				14	14	0	0
Hines, Nyheim	PS	—	—	—	—	SUB	SUB	SUB	—	—	—	—	—	—				3	0	0	0
Jackson, Donte	CB	CB	CB	CB	CB	CB	CB	CB	CB	CB	CB	CB	CB	CB				14	13	0	0
Jackson, JaQuae	PS	PS	PS	PS	PS	PS	PS	PS	PS	PS	PS	PS	PS	PS				0	0	0	0
James, Andre	SUB	SUB	SUB	SUB	SUB	SUB	SUB	SUB	SUB	SUB	SUB	SUB	SUB	SUB				13	0	0	0
James Jr., Derwin	S	S	S	S	S	S	S	S	S	S	S	S	S	S				14	14	0	0
Jefferson, Tony	PS	3S	3S	SUB	SUB	SUB	S	S	INA	INA	INA	SUB	SUB	S				10	5	0	3
Johnson, Amar	PS	PS	PS	PS	PS	PS	PS	PS	SUB	PS	SUB	PS	PS	PS				2	0	0	0
Johnson, Emany	PS	PS	INA	PS	PS	PS	PS	PS	PS	PS	PS	PS	PS	PS				0	0	0	1
Johnson, Zion	LG	LG	LG	LG	LG	LG	LG	LG	LG	LG	LG	LG	LG	LG				14	14	0	0
Johnston, Quentin	WR	WR	WR	WR	WR	INA	WR	SUB	WR	WR	WR	WR	SUB	INA				12	8	0	2
Jones, Naquan	INA	SUB	SUB	SUB	INA	SUB	SUB	SUB	SUB	SUB	INA	INA	—	—				8	0	0	4
Kaltenberger, Josh	PS	PS	PS	PS	—	PS	—	—	—	—	—	—	PS	—				0	0	0	0
Kennard, Kyle	INA	INA	SUB	SUB	INA	SUB	INA	INA	INA	INA	INA	INA	INA	INA				3	0	0	11
Lambert-Smith, KeAndre	SUB	SUB	INA	SUB	3WR	INA	INA	INA	INA	INA	INA	INA	INA	SUB				7	1	0	7
Lance, Trey	DNP	DNP	DNP	DNP	SUB	DNP	DNP	DNP	DNP	DNP	SUB	SUB	SUB	DNP				3	0	11	0
Leonard, Deane	IR/DFR	IR/DFR	IR/DFR	IR/DFR	IR/DFR	IR/DFR	IR/DFR	IR/DFR	IR/DFR	IR/DFR	IR/DFR	SUB	SUB	SUB				5	0	0	0
Lovato, Rick	SUB	SUB	SUB	SUB	SUB	SUB	SUB	SUB	SUB	SUB	SUB	SUB	SUB	SUB				9	0	0	0
Mack, Khalil	OLB	OLB	IR	IR	IR	IR	SUB	OLB	OLB	OLB	OLB	OLB	OLB	OLB				10	9	0	0
Matlock, Scott	SUB	FB	SUB	FB	SUB	INA	SUB	FB	SUB	SUB	SUB	FB	SUB	FB				13	6	0	1
Mauga, Kana'i	—	INA	PS	PS	PS	—	—	—	—	—	—	—	—	—				0	0	0	1
McLachlan, Tanner	—	—	—	—	—	—	—	—	—	—	—	—	—	PS				0	0	0	0
McConkey, Ladd	WR	SUB	WR	WR	SUB	WR	WR	WR	WR	WR	WR	SUB	WR	SUB				14	10	0	0
Mickens, RJ	INA	SUB	SUB	INA	SUB	SUB	SUB	SUB	S	SUB	S	S	S	S				11	5	0	3
Molden, Elijah	3S	INA	INA	3S	3S	S	INA	3S	3S	S	3S	3S	3S	INA				10	10	0	4
Murphy, Caleb	SUB	SUB	SUB	SUB	SUB	SUB	SUB	—	—	—	—	—	—	—				6	0	0	0
Mustipher, Sam	—	—	—	—	PS	PS	PS	PS	PS	PS	PS	PS	PS	PS				0	0	0	0
Ogbonnia, Otito	SUB	INA	INA	INA	SUB	SUB	SUB	IR	IR	IR	IR	IR/DFR	SUB	SUB				6	0	0	3
Oladokun, Jordan	IR	IR	IR	IR	IR	IR	IR	IR	IR	IR	IR	IR	IR	IR				0	0	0	0
Oweh, Odafé	—	—	—	—	—	SUB	OLB	SUB	SUB	SUB	SUB	SUB	SUB	SUB				7	1	0	0
Patterson, Jaret	—	—	—	—	—	—	PS	SUB	SUB	SUB	PS	SUB	—	PS				4	0	0	0
Penning, Trevor	—	—	—	—	—	—	—	—	—	DNP	LT	SUB	SUB	T				4	2	1	0
Perryman, Denzel	LB	IR	IR	IR	IR	IR/DFR	LB	LB	LB	LB	LB	LB	LB	LB				9	9	0	0
Phillips, Del'Shawn	SUB	SUB	SUB	SUB	SUB	SUB	SUB	SUB	SUB	SUB	SUB	SUB	SUB	SUB				14	0	0	0
Pipkins III, Trey	RT	RT	RT	RT	RT	INA	INA	SUB	SUB	RT	RT	RT	RT	INA				11	9	0	3
Purchase, Myles	PS	PS	PS	PS	—	—	PS	PS	PS	—	—	—	—	—				0	0	0	0
Randolph, Garmon	PS	PS	PS	PS	PS	PS	PS	PS	PS	PS	PS	PS	PS	PS				0	0	0	0
Reagor, Jalen	PS/IR	—	—	—	—	PS	—	—	—	—	—	—	—	—				0	0	0	0
Reed, Nikko	INA	INA	SUB	INA	INA	INA	INA	INA	SUB	SUB	SUB	INA	INA	INA				4	0	0	10
Rogers, Eric	IR	IR	IR	IR	IR	IR	IR	IR	IR	IR	IR	IR	IR	IR				0	0	0	0
Salyer, Jamaree	SUB	SUB	SUB	RG	SUB	INA	SUB	INA	SUB	SUB	SUB	LT	LT	LT				12	4	0	2
Sarell, Foster	INA	PS	PS	SUB	SUB	SUB	SUB	SUB	RG	INA	INA	—	PS	PS				6	1	0	3
Scott, JK	SUB	SUB	SUB	SUB	SUB	SUB	SUB	SUB	SUB	SUB	SUB	SUB	SUB	SUB				14	0	0	0
Sharpe, David	PS	PS	PS	PS	PS	SUB	PS	PS	PS	PS	PS	PS	—	—				1	0	0	0
Slater, Rashawn	IR	IR	IR	IR	IR	IR	IR	IR	IR	IR	IR	IR	IR	IR				0	0	0	0
Still, Tarheeb	CB	CB	CB	CB	CB	CB	CB	CB	INA	INA	SUB	CB	CB	SUB				12	10	0	2
St-Juste, Benjamin	SUB	SUB	SUB	SUB	SUB	SUB	3CB	CB	SUB	SUB	SUB	SUB	SUB	SUB				14	2	0	0
Taylor, Branson	PS	PS	PS	PS	PS	PS	PS	PS	PS	PS	PS	PS	PS	PS				0	0	0	0
Tart, Tear	DL	DL	DL	DL	DL	DL	DL	DL	DL	DL	DL	DL	DL	DL				14	14	0	0
Taylor, Ja'Sir	SUB	SUB	SUB	SUB	SUB	SUB	SUB	SUB	SUB	—	—	—	—	—				9	0	0	0
Tuipulotu, Tuli	OLB	OLB	OLB	OLB	OLB	OLB	OLB	OLB	OLB	OLB	OLB	OLB	OLB	OLB				14	14	0	0
Uiagalelei, DJ	PS	PS	PS	PS	PS	PS	PS	PS	PS	PS	PS	PS	PS	PS				0	0	0	0
Vidal, Kimani	PS	PS	PS	SUB	RB	RB	RB	RB	RB	RB	RB	RB	RB	RB				11	9	0	0
Washington, Savion	PUP	PUP	PUP	PUP	PUP	PUP	PUP	PUP	PUP	PUP	PUP	PUP	PUP	PUP				0	0	0	0
Wax, Marlowe	SUB	SUB	SUB	S																	



# REGULAR SEASON SINGLE-GAME HIGHS

## INDIVIDUAL

### Passing

**Longest Scoring Pass** — 60, J.Herbert to Q. Johnston,  
Sept. 21 vs. Denver

**Longest Non-Scoring Pass** — 60, J. Herbert to K.Vidal,  
Dec. 8 vs. Philadelphia

**Most Passing Attempts** — 55, J.Herbert, Oct. 19 vs. Indianapolis

**Most Completions** — 37, J.Herbert, Oct. 19 vs. Indianapolis

**Most Passing Yards** — 420, J.Herbert Oct. 18 vs. Indianapolis

**Most Passing Touchdowns** — 3, J.Herbert, Last: Oct. 23 vs. Minnesota

**Highest Completion Percentage (min. 20 att.)** — 76.3, J.Herbert,  
Oct. 12 at Miami

**Highest Passer Rating (min. 20 att.)** — 131.7, J.Herbert,  
Sept. 5 vs. Kansas City

### Rushing

**Longest Scoring Run** — 59, K.Vidal Nov. 30 vs. Las Vegas

**Longest Non-Scoring Run** — 41, J.Herbert, Oct. 5 vs. Washington

**Most Rushing Attempts** — 25, Last: K.Vidal, Nov. 30 vs. Las Vegas

**Most Rushing Yards** — 128, O.Hampton, Sept. 28 at N.Y. Giants

**Most Rushing Touchdowns** — 1, Last: K.Vidal and J.Patterson,  
Nov. 30 vs. Las Vegas

### Receiving

**Most Receptions** — 11, K. Allen, Oct. 19 vs. Indianapolis

**Most Receiving Yards** — 164, O.Gadsden, Oct. 19 vs. Indianapolis

**Most Receiving Touchdowns** — 2, Q.Johnston,  
Sept. 5 vs. Kansas City

### Total Offense

**Most Total Yards from Scrimmage** — 165, O.Hampton,  
Sept. 28 at N.Y. Giants

**Most Touchdowns** — 2, Q.Johnston, Sept. 5 vs. Kansas City

### Special Teams

**Longest Punt** — 60, Last: J.Scott, Nov. 2 at Tennessee

**Longest Field Goal** — 59, C.Dicker, Nov. 9 vs Pittsburgh

**Most Attempted Field Goals** — 5, Last: C.Dicker,  
Dec. 8 vs. Philadelphia

**Most Made Field Goals** — 5, Last: C.Dicker,  
Dec. 8 vs. Philadelphia

### Returns

**Longest Kickoff Return** — 34, K.Lambert-Smith, Dec. 14 at Kansas City

**Longest Punt Return** — 33, D.Davis, Sept. 21 vs. Denver

**Longest Interception Return** — 27, C. Hart, Dec. 8 vs. Philadelphia

**Longest Fumble Return** — N/A

### Defense

**Most Interceptions** — 1, Last: D.Henley and D.James Jr.,  
Dec. 14 at Kansas City

**Most Tackles** — 13, Last: T.Dye, Sept. 28 at N.Y. Giants

**Most Solo Tackles** — 10, D.James Jr., Sept. 21 vs. Denver

**Most Sacks** — 4.0, T.Tuipulotu, Sept. 28 at N.Y. Giants

**Most Passes Defensed** — 3, Last: C.Hart and D.Jackson,  
Dec. 8 vs. Philadelphia

## TEAM

### Most, Offense

**First Downs** — 29, Last: Oct. 23 vs. Minnesota

**Rushing Attempts** — 43, Last: Nov 30 vs. Las Vegas

**Rushing Yards** — 207, Oct. 23 vs. Minnesota

**Rushing Touchdowns** — 2, Nov. 30 vs. Las Vegas

**Passing Attempts** — 55, Oct. 19 vs. Indianapolis

**Completions** — 37, Oct. 19 vs. Indianapolis

**Net Passing Yards** — 420, Oct. 19 vs. Indianapolis

**Touchdowns Thrown** — 3, Last: Oct. 23 vs. Minnesota

**Offensive Plays** — 80, Sept. 21 vs. Denver

**Total Offense** — 445, Oct. 19 vs. Indianapolis

**Time of Possession** — 39:04, Oct. 23 vs. Minnesota

### Most, Turnovers

**Turnovers** — 3, Last: Dec. 8 vs. Philadelphia

**Interceptions Thrown** — 2, Last: Oct. 19 vs. Indianapolis

**Fumbles** — 3, Last: Dec. 8 vs. Philadelphia

**Fumbles Lost** — 2, Dec. 8 vs. Philadelphia

### Longest Scoring Drives

**Plays** — 16, Dec. 8 vs. Philadelphia

**Yards** — 104, Nov. 2 at Tennessee

**Time** — 9:28, Dec. 8 vs. Philadelphia

### Shortest Scoring Drives

**Plays** — 3, Last: Nov. 30 vs. Las Vegas

**Yards** — -3, Nov. 9 vs. Pittsburgh

**Time** — 0:33, Dec. 14 at Kansas City

### Fewest, Defense

**First Downs Allowed** — 9, Sept. 21 vs. Denver

**Rushing Attempts Allowed** — 11, Oct. 23 vs. Minnesota

**Rushing Yards Allowed** — 31, Nov. 30 vs. Las Vegas

**Passing Attempts Allowed** — 21, Sept. 28 at N.Y. Giants

**Completions Allowed** — 12, Nov. 2 at Tennessee

**Net Passing Yards Allowed** — 119, Sept. 28 at N.Y. Giants

**Total Plays Allowed** — 46, Nov. 30 vs. Las Vegas

**Total Yards Allowed** — 156, Nov. 30 vs. Las Vegas

### Most, Defense

**Takeaways** — 5, Dec. 8 vs. Philadelphia

**Interceptions** — 4, Dec. 8 vs. Philadelphia

**Fumbles Forced** — 2, Dec. 8 vs. Philadelphia

**Fumbles Recovered** — 1, Last: Dec. 8 vs. Philadelphia

**Passes Defensed** — 13, Sept. 15 at Las Vegas

**Sacks** — 6.0, Sept. 28 at N.Y. Giants

## GAME-BY-GAME PASSES DEFENSED

Sept. 5	Kansas City:	Teair Tart (2), Bud Dupree (1), Donte Jackson (1).
Sept. 15 at	Las Vegas:	Alohi Gilman (2), Daiyan Henley (2), Donte Jackson (2), Derwin James Jr. (2), Tony Jefferson (2), Tarheeb Still (2), Tuli Tuipulotu (2), Naquan Jones (1).
Sept. 21	Denver:	Da'Shawn Hand (1), Tony Jefferson (1), Benjamin St-Juste (1).
Sept. 28 at	N.Y. Giants:	Alohi Gilman (1), Benjamin St-Juste (1).
Oct. 5	Washington:	Tarheeb Still (2).
Oct. 12 at	Miami:	Cam Hart (1), Derwin James Jr. (1), Tony Jefferson (1), Tarheeb Still (1), Benjamin St-Juste (1).
Oct. 19	Indianapolis:	Benjamin St-Juste (2), Cam Hart (1), Donte Jackson (1).
Oct. 23	Minnesota:	Cam Hart (3), Donte Jackson (1), RJ Mickens (1), Denzel Perryman (1), Tarheeb Still (1).
Nov. 2 at	Tennessee:	Cam Hart (1), Daiyan Henley (1), Denzel Perryman (1).
Nov. 9	Pittsburgh:	Cam Hart (1), Donte Jackson (2), RJ Mickens (1), Nikko Reed (1).
Nov. 16 at	Jacksonville:	Troy Dye (1), Donte Jackson (1), Derwin James Jr. (1).
Nov. 30	Las Vegas:	Troy Dye (1), Donte Jackson (1), Tony Jefferson (1), Teair Tart (1), Tuli Tuipulotu (1).
Dec. 8	Philadelphia:	Da'Shawn Hand (1), Cam Hart (3), Daiyan Henley (1), Donte Jackson (3), Tony Jefferson (1), Tarheeb Still (1).
Dec. 14 at	Kansas City:	Derwin James Jr. (2), Cam Hart (1), Daiyan Henley (1), Tony Jefferson (1).
Dec. 21 at	Dallas:	
Dec. 27	Houston:	
TBD at	Denver:	

### SEASON TOTALS (73)

Name	No.	Name	No.
Donte Jackson	12	Troy Dye	2
Cam Hart	11	Da'Shawn Hand	2
Tony Jefferson	7	RJ Mickens	2
Tarheeb Still	7	Denzel Perryman	2
Derwin James Jr.	6	Bud Dupree	1
Daiyan Henley	5	Naquan Jones	1
Benjamin St-Juste	5	Nikko Reed	1
Alohi Gilman	3		
Teair Tart	3		
Tuli Tuipulotu	3		

## GAME-BY-GAME SACKS

Sept. 5	Kansas City:	Da'Shawn Hand (1.0), Daiyan Henley (1.0).
Sept. 15 at	Las Vegas:	Jamaree Caldwell (1.0), Daiyan Henley (1.0), Khalil Mack (1.0).
Sept. 21	Denver:	Troy Dye (1.0), Derwin James Jr. (1.0).
Sept. 28 at	N.Y. Giants:	Tuli Tuipulotu (4.0), Justin Eboigbe (1.0), Derwin James Jr. (0.5), Caleb Murphy (0.5).
Oct. 5	Washington:	Justin Eboigbe (1.0).
Oct. 12 at	Miami:	Odafe Oweh (1.0), Tuli Tuipulotu (1.0).
Oct. 19	Indianapolis:	Khalil Mack (1.0).
Oct. 23	Minnesota:	Justin Eboigbe (2.0), Khalil Mack (1.0), Odafe Oweh (1.0), Tuli Tuipulotu (1.0).
Nov. 2 at	Tennessee:	Daiyan Henley (1.0), Odafe Oweh (2.0), Tuli Tuipulotu (1.0).
Nov. 9	Pittsburgh:	Bud Dupree (1.0), Khalil Mack (1.0), Tuli Tuipulotu (1.0).
Nov. 16 at	Jacksonville:	None.
Nov. 30	Las Vegas:	Bud Dupree (1.0), Da'Shawn Hand (0.5), Daiyan Henley (0.5), Derwin James Jr. (0.5), Khalil Mack (0.5), Tuli Tuipulotu (2.0).
Dec. 8	Philadelphia:	Odafe Oweh (1.0).
Dec. 14 at	Kansas City:	Odafe Oweh (2.0), Tuli Tuipulotu (2.0), Khalil Mack (1.0).
Dec. 21 at	Dallas:	
Dec. 27	Houston:	
TBD at	Denver:	

### SEASON TOTALS (40.0)

Name	No.	Name	No.
Tuli Tuipulotu	12.0	Caleb Murphy	0.5
Odafe Oweh	7.0		
Khalil Mack	5.5		
Justin Eboigbe	4.0		
Daiyan Henley	3.5		
Bud Dupree	2.0		
Derwin James Jr.	2.0		
Da'Shawn Hand	1.5		
Jamaree Caldwell	1.0		
Troy Dye	1.0		



***RECORDS***



# INDIVIDUAL RECORDS

\*NFL Record

## POINTS

### Most Seasons Leading League

- 1 Nate Kaeding, 2009  
LaDainian Tomlinson, 2006  
John Carney, 1994

### Most, Career

- 1,076 John Carney, 1990-2000  
918 LaDainian Tomlinson, 2001-09  
889 Nate Kaeding, 2004-12

### Most, Season

- 186\* LaDainian Tomlinson, 2006  
150 Cameron Dicker, 2024  
146 Nate Kaeding, 2009

### Most, Season, Non-Kickers

- 186\* LaDainian Tomlinson, 2006  
124 Austin Ekeler, 2021  
120 LaDainian Tomlinson, 2005

### Most, Season, Rookie

- 114 Nate Kaeding, 2004  
106 Josh Lambo, 2015  
Dennis Pardee, 1968  
94 Herb Travenio, 1965

### Most, Game

- 30 Kellen Winslow, Nov. 22, 1981 at Oakland  
24 (10x) Last: Austin Ekeler, Nov. 21, 2021 vs. Pit.  
20 Mike Williams, Dec. 13, 2018 at Kansas City

## TOUCHDOWNS

### Most Seasons Leading League

- 3 Lance Alworth, 1964, 1965, 1966  
2 Austin Ekeler, 2021, 2022  
1 LaDainian Tomlinson, 2006  
Chuck Muncie, 1981

### Most, Career

- 153 LaDainian Tomlinson, 2001-09  
116 Antonio Gates, 2003-18  
83 Lance Alworth, 1962-70

### Most, Season

- 31\* LaDainian Tomlinson, 2006  
20 Austin Ekeler, 2021  
LaDainian Tomlinson, 2005  
19 Chuck Muncie, 1981

### Most, Game

- 5 Kellen Winslow, Nov. 22, 1981 at Oakland  
4 (10x) Last: Austin Ekeler, Nov. 21, 2021 vs. Pit.  
3 (46x) Last: A.Ekeler, Oct. 2, 2022 at Hou.

### Most Consecutive Games

- 18\* LaDainian Tomlinson, 2004-05  
10 LaDainian Tomlinson, 2006  
9 Antonio Gates, 2009-10  
Natrone Means, 1993-94  
Lance Alworth, 1963

## POINTS AFTER TOUCHDOWN

### Most Seasons Leading League

- 2 Nate Kaeding, 2006  
Rolf Benirschke, 1981, 1982  
1 Herb Travenio, 1965

### Most, Career

- 349 Nate Kaeding, 2004-12  
328 Rolf Benirschke, 1977-86  
293 John Carney, 1990-2000

### Most, Season

- 58 Nate Kaeding, 2006  
55 Rolf Benirschke, 1981  
54 Nate Kaeding, 2004

### Most, Game

- 7 (6x) Last: N.Kaeding, Dec. 28, 2008 vs. Den.  
6 (30x) Last: M.Badgley, Dec. 8, 2019 at. Jax.  
5 (55x) Last: C.Dicker, Nov. 12, 2023 vs. Detroit

### Most Consecutive

- 250 Nate Kaeding, 2004-09  
128 Nick Novak, 2011-14  
87 Rolf Benirschke, 1983-86

### Most Attempts, Career

- 352 Rolf Benirschke, 1977-86  
351 Nate Kaeding, 2004-12  
298 John Carney, 1990-2000

### Most Attempts, Season

- 61 Rolf Benirschke, 1981  
58 Nate Kaeding, 2006  
55 Nate Kaeding, 2004  
Bob Thomas, 1985

### Most Attempts, Game

- 8 Rolf Benirschke, Nov. 22, 1981 at Oakland  
7 (6x) Last: N.Kaeding, Dec. 28, 2008 vs. Den.  
6 (38x) Last: M. Badgley, Dec. 8, 2019 at. Jax.

## TWO-POINT CONVERSIONS

### Most Seasons Leading League

- 1 Ladarius Green, 2015  
Mikhael Ricks, 1999  
Ronnie Harmon, 1994

### Most, Career

- 3 Joshua Palmer, 2021-24  
Ronnie Harmon, 1990-95  
2 Keenan Allen, 2013-23, '25  
Jared Cook, 2021  
Austin Ekeler, 2017-23  
Mike Williams, 2017-23  
Antonio Gates, 2003-18  
Melvin Gordon, 2015-19  
Ladarius Green, 2012-15  
Justin Herbert, 2020-25  
Legedu Naanee, 2007-10  
Dave Kocourek, 1960-65

### Most, Season

- 3 Ronnie Harmon, 1994  
2 Joshua Palmer, 2024  
Jared Cook, 2021  
Austin Ekeler, 2021  
Melvin Gordon, 2018  
Antonio Gates, 2018  
1 (38x) Last: Justin Herbert, 2025

### Most, Game

- 2\* Ladarius Green, Oct. 25, 2015 vs. Oakland  
1 (47x) Last: Justin Herbert, Sept. 28, 2025 at NYG

## FIELD GOALS

### Most Seasons Leading League

- 1 Nate Kaeding, 2009  
John Carney, 1994

### Most, Career

- 261 John Carney, 1990-2000  
180 Nate Kaeding, 2004-12  
146 Rolf Benirschke, 1977-86

### Most, Season

- 39 Cameron Dicker, 2024  
34 Cameron Dicker, 2025  
Nick Novak, 2013  
John Carney, 1994  
32 Nate Kaeding, 2009

### Most, Game

- 6 (3x) Last: G.Davis, Oct. 5, 1997 at Oakland  
5 (15x) Last: C.Dicker, Dec. 8, 2025 vs. Phi.  
4 (41x) Last: C.Dicker, Jan. 5, 2025 at Las Vegas

### Most, Game, No Misses

- 6 (3x) Last: G.Davis, Oct. 5, 1997 at Oakland  
5 (14x) Last: C.Dicker, Dec. 8, 2025 vs. Phi.  
4 (29x) Last: C.Dicker, Dec. 28, 2024 at N.E.

### Highest Percentage, Career (min. 100 att.)

- 93.9 Cameron Dicker, 2022-25 (123-of-131)  
87.0 Nate Kaeding, 2004-12 (180-of-207)  
84.6 Nick Novak, 2011-14, '17 (110-of-130)  
81.6 John Carney, 1990-2000 (261-of-320)

### Highest Percentage, Season (min. 15 att.)

- 95.0 Cameron Dicker, 2022 (19-of-20)  
94.4 Cameron Dicker, 2025 (34-of-36)  
93.9 Cameron Dicker, 2023 (31-of-33)  
93.8 Michael Badgley, 2018 (15-of-16)

### Most Consecutive

- 32 Nick Novak, 2013-14  
29 John Carney, 1992-93  
22 Nate Kaeding, 2009-10

### Most Attempts, Career

- 320 John Carney, 1990-2000  
208 Rolf Benirschke, 1977-86  
207 Nate Kaeding, 2004-12

### Most Attempts, Season

- 42 Cameron Dicker, 2024  
40 John Carney, 1993  
39 Michael Badgley, 2020

### Most Attempts, Game

- 7 Dick Van Raaphorst, Oct. 8, 1966 at N.Y. Jets  
6 (6x) Last: Steve Christie, Dec. 1, 2002 vs. Den.  
5 (30x) Last: C.Dicker, Dec. 8, 2025 vs. Phi.

### Longest

- 59 Cameron Dicker, Nov. 9, 2025 vs. Pittsburgh  
Cameron Dicker, Oct. 21, 2024 at Arizona  
Michael Badgley, Dec. 9, 2018 vs. Cincinnati  
57 Cameron Dicker, Dec. 19, 2024 vs. Denver  
Nate Kaeding, Dec. 21, 2008 at Tampa Bay  
56 Cameron Dicker, Nov. 30, 2025 vs. Las Vegas



## RUSHING YARDS

### Most Seasons Leading League

- 2 LaDainian Tomlinson, 2006, 2007
- 1 Dick Post, 1968
- Paul Lowe, 1965

### Most, Career

- 12,490 LaDainian Tomlinson, 2001-09
- 4,972 Paul Lowe, 1960-68
- 4,355 Austin Ekeler, 2017-23

### Most, Season

- 1,815 LaDainian Tomlinson, 2006
- 1,683 LaDainian Tomlinson, 2002
- 1,645 LaDainian Tomlinson, 2003

### Most, Game

- 243 LaDainian Tomlinson, Dec. 28, 2003 vs. Oak.
- 220 LaDainian Tomlinson, Dec. 1, 2002 vs. Denver
- 217 LaDainian Tomlinson, Sept. 29, 2002 vs. N.E.
- Gary Anderson, Dec. 18, 1988 vs. Kansas City

### Most Games 100 Yards or More, Career

- 46 LaDainian Tomlinson, 2001-09
- 15 Natrone Means, 1993-99
- Paul Lowe, 1960-68
- 12 Ryan Mathews, 2010-14

### Most Games 100 Yards or More, Season

- 10 LaDainian Tomlinson, 2006
- 7 LaDainian Tomlinson, 2002
- Don Woods, 1974
- 6 Ryan Mathews, 2013
- LaDainian Tomlinson, 2007
- LaDainian Tomlinson, 2004
- LaDainian Tomlinson, 2003
- Natrone Means, 1994

### Most Consecutive Games, 100 Yards or More

- 9 LaDainian Tomlinson, 2006
- 5 Natrone Means, 1994
- 4 LaDainian Tomlinson, 2007

### Most Games 200 Yards or More, Career

- 4 LaDainian Tomlinson, 2001-09
- 1 Gary Anderson, 1985-88

### Longest Run

- 87t Melvin Gordon, Oct. 29, 2017 at New England
- Paul Lowe, Sept. 10, 1961 at Dallas Texans
- 86t Keith Lincoln, Sept. 30, 1962 at Oakland
- 85t LaDainian Tomlinson, Dec. 17, 2006 vs. K.C.

## RUSHING TOUCHDOWNS

### Most Seasons Leading League

- 3 LaDainian Tomlinson, 2004, 2006, 2007
- 1 Chuck Muncie, 1981
- Paul Lowe, 1961, 1965

### Most, Career

- 138 LaDainian Tomlinson, 2001-09
- 43 Chuck Muncie, 1980-84
- 39 Austin Ekeler, 2017-23

### Most, Season

- 28\* LaDainian Tomlinson, 2006
- 19 Chuck Muncie, 1981
- 18 LaDainian Tomlinson, 2005

### Most, Game

- 4 LaDainian Tomlinson, Oct. 14, 2007 vs. Oak.
- LaDainian Tomlinson, Nov. 12, 2006 at Cin.
- LaDainian Tomlinson, Oct. 15, 2006 at S.F.
- Chuck Muncie, Nov. 29, 1981 vs. Denver
- Clarence Williams, Sept. 16, 1979 vs. Buffalo
- 3 (22x), Last: M.Gordon, Oct. 15, 2018 at Cle.
- 2 (127x), Last: G.Edwards, Dec. 19, 2024 vs. Den.

### Most Consecutive Games

- 18\* LaDainian Tomlinson, 2004-05
- 9 Natrone Means, 1993-94
- 8 LaDainian Tomlinson, 2006

## RUSHING AVERAGE

### Most Seasons Leading League (min. 100 att.)

- 2 Paul Lowe, 1960, 1965
- 1 Dickie Post, 1968
- Brad Hubbard, 1967
- Keith Lincoln, 1963

### Highest, Career (minimum 500 att.)

- 4.90 Paul Lowe, 1960-68
- 4.71 Keith Lincoln, 1961-66, '68
- 4.43 Dickie Post, 1967-70

### Highest, Season (minimum 100 att.)

- 6.45 Keith Lincoln, 1963
- 6.29 Paul Lowe, 1960
- 5.71 Paul Lowe, 1963

### Highest, Game (minimum 10 att.)

- 14.7 Michael Turner, Oct. 7, 2007 at Denver
- 13.8 Keith Lincoln, Sept. 30, 1962 at Oakland
- 13.5 J.K. Dobbins, Sept. 8, 2024 vs. Las Vegas

## RUSHING ATTEMPTS

### Most, Career

- 2,880 LaDainian Tomlinson, 2001-09
- 1,059 Melvin Gordon, 2015-19
- 1,031 Marion Butts, 1989-93

### Most, Season

- 372 LaDainian Tomlinson, 2002
- 348 LaDainian Tomlinson, 2006
- 343 Natrone Means, 1994

### Most, Game

- 39 LaDainian Tomlinson, Oct. 20, 2002 at Oak.
- Marion Butts, Dec. 17, 1989 at Kansas City
- 37 (3x) Last: L.Tomlinson, Nov. 21, 2004 at Oak.
- 36 LaDainian Tomlinson, Sept. 9, 2001 vs. Was.
- Gary Brown, Oct. 5, 1997 at Oakland

## PASSING ATTEMPTS

### Most Seasons Leading League

- 2 Dan Fouts, 1980, 1981
- John Hadl, 1968, 1971
- 1 Philip Rivers, 2015

### Most, Career

- 7,591 Philip Rivers, 2004-19
- 5,604 Dan Fouts, 1973-87
- 3,640 John Hadl, 1962-72

### Most, Season

- 699 Justin Herbert, 2022
- 672 Justin Herbert, 2021
- 661 Philip Rivers, 2015

### Most, Game

- 65 Philip Rivers, Oct. 18, 2015 at Green Bay
- 64 Justin Herbert, Jan. 9, 2022 at Las Vegas (OT)
- 58 Philip Rivers, Oct. 25, 2015 vs. Oakland
- Mark Herrmann, Dec. 22, 1985 at K.C.

## PASS COMPLETIONS

### Most Seasons Leading League

- 2 Dan Fouts, 1980, 1981
- John Hadl, 1968, 1971
- 1 Philip Rivers, 2015

### Most, Career

- 4,908 Philip Rivers, 2004-19
- 3,297 Dan Fouts, 1973-87
- 2,271 Justin Herbert, 2020-25

### Most, Season

- 477 Justin Herbert, 2022
- 443 Justin Herbert, 2021
- 437 Philip Rivers, 2015

### Most, Game

- 43 Philip Rivers, Oct. 18, 2015 at Green Bay
- 40 Justin Herbert, Sept. 24, 2023 at Minnesota
- 39 Justin Herbert, Dec. 11, 2022 vs. Miami

### Most Consecutive

- 25\* Philip Rivers, Nov. 25, 2018 vs. Arizona
- 22 Philip Rivers, Sept. 13, 2015 vs. Detroit —
- Sept. 20, 2015 at Cincinnati
- 20 Philip Rivers, Sept. 13, 2015 vs. Detroit

## COMPLETION PERCENTAGE

### Most Seasons Leading League (min. 140 att.)

- 1 Philip Rivers, 2013
- Mark Herrmann, 1985
- Dan Fouts, 1979
- Tobin Rote, 1963

### Highest, Career (minimum 500 att.)

- 66.4 Justin Herbert, 2020-25
- 64.7 Philip Rivers, 2004-19
- 62.2 Drew Brees, 2001-05

### Highest, Season (minimum 140 att.)

- 69.5 Philip Rivers, 2013
- Justin Herbert, 2022
- 68.3 Philip Rivers, 2018

### Highest, Game (minimum 20 att.)

- 96.6 Philip Rivers, Nov. 25, 2018 vs. Ari. (28-of-29)
- 90.0 Philip Rivers, Nov. 1, 2012 vs. K.C. (18-of-20)
- 88.0 Drew Brees, Oct. 31, 2004 vs. Oak. (22-of-25)

## PASSING YARDS

### Most Seasons Leading League

- 4 Dan Fouts, 1979, 1980, 1981, 1982
- 3 John Hadl, 1965, 1968, 1971
- 1 Philip Rivers, 2010

### Most, Career

- 59,271 Philip Rivers, 2004-19
- 43,040 Dan Fouts, 1973-87
- 26,938 John Hadl, 1962-72

### Most, Season

- 5,014 Justin Herbert, 2021
- 4,802 Dan Fouts, 1981
- 4,792 Philip Rivers, 2015

### Most, Game

- 503 Philip Rivers, Oct. 18, 2015 at Green Bay
- 455 Philip Rivers, Sept. 26, 2010 at Seattle
- 444 Dan Fouts, Dec. 11, 1982 at San Francisco
- Dan Fouts, Oct. 19, 1980 vs. N.Y. Giants

### Most Games 300 Yards or More, Career

- 70 Philip Rivers, 2004-19
- 51 Dan Fouts, 1973-87
- 30 Justin Herbert, 2020-25

### Most Games 300 Yards or More, Season

- 9 Justin Herbert, 2021
- 8 Justin Herbert, 2020
- Philip Rivers, 2015, 2019
- Dan Fouts, 1980
- 7 Dan Fouts, 1981, 1985

### Most Consecutive Games, 300 Yards or More

- 5 Philip Rivers, 2015
- 4 Dan Fouts, 1979, 1980-81
- 3 Justin Herbert, 2020-21, 2021, 2022
- Philip Rivers, 2010-11, 2016, 2017
- Dan Fouts, 1980, 1985
- John Hadl, 1967

### Most Games 400 Yards or More, Career

- 11 Philip Rivers, 2004-19
- 6 Dan Fouts, 1973-87
- 2 Justin Herbert, 2020-25
- 1 Jim Harbaugh, 1999-2000

### Longest Completion

- 99t\* Stan Humphries, Sept. 18, 1994 at Seattle
- 91t Jack Kemp, Nov. 12, 1961 at Denver
- 88t Ed Luther, Dec. 3, 1984 vs. Chicago

## TOUCHDOWN PASSES

### Most Seasons Leading League

- 2 Dan Fouts, 1981, 1982  
John Hadl, 1968, 1971
- 1 Philip Rivers, 2008

### Most, Career

- 397 Philip Rivers, 2004-19
- 254 Dan Fouts, 1973-87
- 201 John Hadl, 1962-72

### Most, Season

- 38 Justin Herbert, 2021
- 34 Philip Rivers, 2008
- 33 Philip Rivers, 2017-18
- Dan Fouts, 1981

### Most, Game

- 6 Dan Fouts, Nov. 22, 1981 at Oakland
- 5 (4x), Last: Drew Brees, Oct. 31, 2004 vs. Oak.
- 4 (32x), Last: J.Herbert, Nov. 12, 2023 vs. Det.

### Most Consecutive Games

- 28 Philip Rivers, 2012-14
- 27 Philip Rivers, 2017-18
- 26 Justin Herbert, 2020-23

## INTERCEPTIONS THROWN

### Most Seasons Leading League (Fewest INT, min. 300 att.)

- 1 Justin Herbert, 2024
- Drew Brees, 2004

### Most, Career

- 242 Dan Fouts, 1973-87
- 211 John Hadl, 1962-72
- 198 Philip Rivers, 2004-19

### Most, Season

- 32 John Hadl, 1968
- 26 John Hadl, 1972
- 25 John Hadl, 1971
- Jack Kemp, 1960

### Most, Game

- 6 Ed Luther, Oct. 31, 1983 vs. Washington
- John Hadl, Dec. 8, 1968 vs. Kansas City
- 5 (9x), Last: C.Wheilihan, Dec. 13, 1998 at Sea.
- 4 (33x), Last: P.Rivers, Nov. 18, 2019 vs. K.C.

### Fewest, Season (minimum 150 att.)

- 1 Easton Stick, 2023 (174 att.)
- 3 Justin Herbert, 2024 (504 att.)
- Ed Luther, 1984 (151 att.)
- 4 Doug Flutie, 2003 (167 att.)
- John Friesz, 1993 (238 att.)

### Most Consecutive Attempts, None Intercepted

- 357 Justin Herbert, Sept. 15, 2024-Dec. 15, 2024
- 233 Justin Herbert, Dec. 26, 2022-Oct. 1, 2023
- 194 Drew Brees, Oct. 17-Dec. 5, 2004

### Lowest Percentage, Season (minimum 150 att.)

- 0.6 Justin Herbert, 2024
- Easton Stick, 2023
- 1.4 Justin Herbert, 2022
- 1.5 Justin Herbert, 2023

## PASSER RATING

### Most Seasons Leading League (min. 300 att.)

- 1 Philip Rivers, 2008

### Highest, Career (minimum 500 att.)

- 96.1 Justin Herbert, 2020-25
- 95.1 Philip Rivers, 2004-19
- 84.9 Drew Brees, 2001-05

### Highest, Season (minimum 300 att.)

- 105.5 Philip Rivers, 2008, 2013, 2018
- 104.8 Drew Brees, 2004
- 104.4 Philip Rivers, 2009

### Highest, Game (minimum 20 att.)

- 157.1 Dan Fouts, Sept. 7, 1981 at Cleveland
- 154.4 Philip Rivers, Dec. 8, 2019 at Jacksonville
- 153.1 Drew Brees, Oct. 31, 2004 vs. Oakland

## RECEIVING YARDS

### Most Seasons Leading League

- 3 Lance Alworth, 1965, 1966, 1968
- 1 Wes Chandler, 1982
- John Jefferson, 1980

### Most, Career

- 11,841 Antonio Gates, 2003-18
- 11,210 Keenan Allen, 2013-23, '25
- 9,584 Lance Alworth, 1962-70

### Most, Season

- 1,602 Lance Alworth, 1965
- 1,393 Keenan Allen, 2017
- 1,383 Lance Alworth, 1966

### Most, Game

- 260 Wes Chandler, Dec. 20, 1982 vs. Cincinnati
- 243 Wes Chandler, Sept. 15, 1985 vs. Seattle
- 232 Lance Alworth, Oct. 20, 1963 at Kansas City

### Most Games 100 Yards or More, Career

- 41 Lance Alworth, 1962-70
- 39 Keenan Allen, 2013-23, 25
- 24 Kellen Winslow, 1979-87

### Most Games 100 Yards or More, Season

- 9 Lance Alworth, 1965
- 8 Lance Alworth, 1966
- 7 Keenan Allen, 2017
- John Jefferson, 1980

### Most Consecutive Games, 100 Yards or More

- 5 Lance Alworth, 1966
- 4 Keenan Allen, 2017
- Wes Chandler, 1982
- John Jefferson, 1979-80
- Charlie Joiner, 1976
- Lance Alworth, 1968
- Lance Alworth, 1965
- 3 Keenan Allen, 2023
- Kellen Winslow, 1982
- Kellen Winslow, 1980
- John Jefferson, 1980
- John Jefferson, 1979
- Gary Garrison, 1971
- Lance Alworth, 1967
- Lance Alworth, 1965
- Lance Alworth, 1964

### Most Games 200 Yards or More, Career

- 5\* Lance Alworth, 1962-70
- 2 Wes Chandler, 1981-87
- 1 Keenan Allen, 2013-23, '25
- Malcom Floyd, 2004-15

### Longest Reception

- 99t\* Tony Martin, Sept. 18, 1994 at Seattle
- 91t Keith Lincoln, Nov. 12, 1961 at Denver
- 88t Bobby Duckworth, Dec. 3, 1984 at Chicago

## RECEIVING AVERAGE

### Most Seasons Leading League (min. 35 rec.)

- 1 Mike Williams, 2019
- Malcom Floyd, 2011
- Wes Chandler, 1982
- Gary Garrison, 1970
- Lance Alworth, 1965

### Average per Catch, Career (minimum 250 rec.)

- 19.4 Lance Alworth, 1962-70
- 18.6 Gary Garrison, 1966-76
- 17.5 Vincent Jackson, 2005-11

### Average per Catch, Season (minimum 35 rec.)

- 23.2 Lance Alworth, 1965
- 22.9 Gary Garrison, 1970
- 21.2 Gary Garrison, 1968, 1971

### Highest, Game (minimum 5 rec.)

- 36.0 Lance Alworth, Nov. 2, 1963 at New York Jets
- 33.6 Lance Alworth, Nov. 15, 1964 at Kansas City
- 32.0 Lance Alworth, Dec. 19, 1965 vs. Oakland

## RECEPTIONS

### Most Seasons Leading League

- 3 Lance Alworth, 1966, 1968, 1969
- 2 Kellen Winslow, 1980, 1981

### Most, Career

- 972 Keenan Allen, 2013-23, '25
- 955 Antonio Gates, 2003-18
- 586 Charlie Joiner, 1976-86

### Most, Season

- 108 Keenan Allen, 2023
- 107 Austin Ekeler, 2022
- 106 Keenan Allen, 2021

### Most, Game

- 18 Keenan Allen, Sept. 24, 2023 at Minnesota
- 16 Keenan Allen, Nov. 22, 2020 vs. N.Y. Jets
- 15 Austin Ekeler, Oct. 6, 2019 vs. Denver
- Keenan Allen, Sept. 13, 2015 vs. Detroit
- Kellen Winslow, Oct. 7, 1984 at Green Bay

### Most Consecutive Games With a Catch

- 96 Lance Alworth, 1962-69
- 85 Keenan Allen, 2018-23, '25
- 80 Antonio Gates, 2003-08

## RECEIVING TOUCHDOWNS

### Most Seasons Leading League

- 3 Lance Alworth, 1964, 1965, 1966
- 2 John Jefferson, 1978, 1980
- 1 Tony Martin, 1996
- Wes Chandler, 1982

### Most, Career

- 116 Antonio Gates, 2003-18
- 81 Lance Alworth, 1962-70
- 63 Keenan Allen, 2013-23, '25

### Most, Season

- 14 Tony Martin, 1996
- Lance Alworth, 1965
- 13 Antonio Gates, 2004
- John Jefferson, 1978, 1980
- Lance Alworth, 1964, 1966
- 12 Antonio Gates, 2014
- Gary Garrison, 1970

### Most, Game

- 5\* Kellen Winslow, Nov. 22, 1981 at Oakland
- 4 Lance Alworth, Dec. 1, 1968 at Denver
- 3 (14x) Last: D.Woodhead, Dec. 20, 2015 vs. Mia.

### Most Consecutive Games

- 9 Antonio Gates, 2009-10
- Lance Alworth, 1963
- 7 Lance Alworth, 1967
- 6 John Jefferson, 1980
- Lance Alworth, 1964

## SCRIMMAGE YARDS

### Most Seasons Leading League

- 2 Lance Alworth, 1965, 1968
- 1 LaDainian Tomlinson, 2003

### Most, Career

- 16,445 LaDainian Tomlinson, 2001-09  
11,841 Antonio Gates, 2003-18  
11,323 Keenan Allen, 2013-23, '25

### Most, Season

- 2,370 LaDainian Tomlinson, 2003  
2,323 LaDainian Tomlinson, 2006  
2,172 LaDainian Tomlinson, 2002

### Most, Game

- 271 LaDainian Tomlinson, Dec. 1, 2002 vs. Den.  
261 Melvin Gordon, Nov. 6, 2016 vs. Tennessee  
260 LaDainian Tomlinson, Dec. 28, 2003 vs. Oak.  
Wes Chandler, Dec. 20, 1982 vs. Cincinnati

### Most Games 100 Yards or More, Career

- 79 LaDainian Tomlinson, 2001-09  
44 Lance Alworth, 1962-70  
40 Keenan Allen, 2013-23, '25

### Most Games 100 Yards or More, Season

- 14 LaDainian Tomlinson, 2006  
11 LaDainian Tomlinson, 2003  
10 Ryan Mathews, 2011  
LaDainian Tomlinson, 2004  
LaDainian Tomlinson, 2002

### Most Consecutive Games, 100 Yards or More

- 11 LaDainian Tomlinson, 2006  
6 Melvin Gordon, 2018  
Ryan Mathews, 2011  
LaDainian Tomlinson, 2007  
LaDainian Tomlinson, 2004  
5 Natrone Means, 1994  
Lydell Mitchell, 1978

### Most Games 200 Yards or More, Career

- 12 LaDainian Tomlinson, 2001-09  
5 Lance Alworth, 1962-70  
2 Lionel James, 1984-88  
Wes Chandler, 1981-87

## INTERCEPTIONS

### Most Seasons Leading League

- 1 Casey Hayward, 2016
- Eric Weddle, 2011
- Antonio Cromartie, 2007

### Most, Career

- 42 Gill Byrd, 1983-92  
29 Dick Harris, 1960-65  
26 Rodney Harrison, 1994-2002

### Most, Season

- 10 Antonio Cromartie, 2007  
9 Charlie McNeil, 1961  
8 (4x) Last: Ryan McNeil, 2001

### Most, Game

- 3 Antonio Cromartie, Nov. 11, 2007 vs. Ind.  
Dwayne Harper, Nov. 27, 1995 vs. Oakland  
Pete Shaw, Nov. 2, 1980 at Cincinnati  
Clarence Duren, Oct. 30, 1977 at Miami  
Chris Fletcher, Nov. 30, 1975 at Denver (OT)  
Joe Beauchamp, Sept. 24, 1972 vs. Denver  
Leslie "Speedy" Duncan, Sept. 25, 1966 at Oak.  
Bud Whitehead, Oct. 10, 1965 at Buffalo  
Dick Harris, Nov. 17, 1963 at Buffalo  
C.McNeil, Sept. 24, 1961 vs. Houston Oilers  
C.McNeil, Dec. 18, 1960 vs. Titans of N.Y.  
2 (87x) Last: Tarheeb Still, Dec. 1, 2024 at Atl.

### Most Consecutive Games

- 5 Charlie McNeil, 1961  
4 Greg Jackson, 1998  
Gill Byrd, 1989  
Mike Fuller, 1977  
Bryant Salter, 1972  
3 (18x) Last: Stephen Cooper, 2008

## INTERCEPTION RETURN YARDS

### Most Seasons Leading League

- 1 Vencie Glenn, 1987
- Charlie McNeil, 1961

### Most, Career

- 546 Gill Byrd, 1983-92  
502 Charlie McNeil, 1960-64  
477 Kenny Graham, 1964-69

### Most, Season

- 349 Charlie McNeil, 1961  
224 Stanley Richard, 1994  
166 Vencie Glenn, 1987

### Most, Game

- 177\* Charlie McNeil, Sept. 24, 1961 vs. Hou. Oilers  
106 Woodrow Lowe, Nov. 18, 1979 vs. Pittsburgh  
103 Vencie Glenn, Nov. 29, 1987 vs. Denver

### Longest Return

- 103t Vencie Glenn, Nov. 29, 1987 vs. Denver  
102t Donald Frank, Oct. 31, 1993 at L.A. Raiders  
100t Leslie "Speedy" Duncan, Oct. 15, 1967 vs. K.C.

## INTERCEPTION TOUCHDOWNS

### Most Seasons Leading League

- 1 Clinton Hart, 2005
- Jeffery Dale, 1985
- John Hendy, 1985
- Gill Byrd, 1984
- Woodrow Lowe, 1979
- Fred Dean, 1977
- Leroy Jones, 1977
- Kenny Graham, 1969
- Joe Beauchamp, 1968
- Earl Faison, 1964
- Henry Schmidt, 1964
- Claude Gibson, 1962
- Dick Harris, 1961

### Most, Career

- 5 Kenny Graham, 1964-69  
Dick Harris, 1960-65  
4 Woodrow Lowe, 1976-86  
3 Eric Weddle, 2007-15  
Joe Beauchamp, 1966-75

### Most, Season

- 3 Dick Harris, 1961  
2 (9x) Last: Demorrio Williams, 2012  
1 (78x) Last: Tarheeb Still, 2024

### Most, Game

- 1 (99x) Last: Tarheeb Still, Dec. 1, 2024 at Atl.

## SACKS

### Most Seasons Leading League

- 1 Shawne Merriman, 2006

### Most, Career

- 105.5 Leslie O'Neal, 1986-95  
72.0 Joey Bosa, 2016-24  
69.5 Shaun Phillips, 2004-12

### Most, Season

- 17.5 Gary Johnson, 1980  
17.0 Khalil Mack, 2023  
Shawne Merriman, 2006  
Leslie O'Neal, 1992  
Steve DeLong, 1969  
15.5 Fred Dean, 1978

### Most, Game (since 1982)

- 6.0 Khalil Mack, Oct. 1, 2023 vs. Las Vegas  
5.0 Leslie O'Neal, Nov. 16, 1986 vs. Dallas  
4.0 Tuli Tuipulotu, Sept. 28, 2025 at N.Y. Giants  
Antwan Barnes, Dec. 18, 2011 vs. Baltimore  
Shaun Phillips, Oct. 3, 2010 vs. Arizona  
Leslie O'Neal, Oct. 22, 1995 at Seattle  
Leslie O'Neal, Dec. 6, 1992 at Phoenix  
Leslie O'Neal, Dec. 22, 1991 vs. Denver

## PUNTS

### Most Seasons Leading League

- 1 Paul Maguire, 1962

### Most, Career

- 771 Darren Bennett, 1995-2003  
756 Mike Scifres, 2003-15  
519 Dennis Pardee, 1968-75

### Most, Season

- 95 Darren Bennett, 1998  
92 Darren Bennett, 2000  
89 Darren Bennett, 1997, 1999

### Most, Game

- 11 (5x), Last: D.Bennett, Oct. 11, 1998 at Oak.  
10 (10x) Last: D.Kaser, Nov. 12, 2017 at Jax.  
9 (14x), Last: D.Kaser, Dec. 24, 2017 at N.Y. Jets

## PUNT YARDS

### Most Seasons Leading League

- 1 Paul Maguire, 1962

### Most, Career

- 34,152 Mike Scifres, 2003-15  
33,776 Darren Bennett, 1995-2003  
21,417 Dennis Pardee, 1968-75

### Most, Season

- 4,248 Darren Bennett, 2000  
4,174 Darren Bennett, 1998  
3,972 Darren Bennett, 1997

### Most, Game

- 522 Darren Bennett, Oct. 11, 1998 at Oakland  
493 Mike Scifres, Nov. 18, 2012 at Denver  
492 Dennis Pardee, Nov. 10, 1974 at Kansas City

### Longest Punt

- 83 JK Scott, Dec. 10, 2023 vs. Denver  
82 Paul Maguire, Nov. 19, 1961 vs. Dallas Texans  
73 Dennis Pardee, Oct. 17, 1971 at Denver

## PUNTING AVERAGE

### Most Seasons Leading League (min. 50 punts)

- 1 Darren Bennett, 2000

### Highest, Career (minimum 100 punts)

- 47.4 Drew Kaser, 2016-18  
46.5 Ty Long, 2019-21  
46.1 JK Scott, 2022-25  
45.2 Mike Scifres, 2003-15

### Highest, Season (minimum 50 punts)

- 48.3 Mike Scifres, 2012  
48.1 Drew Kaser, 2017  
46.8 Ty Long, 2020

### Highest, Game (minimum 4 punts)

- 59.5 Mike Scifres, Oct. 17, 2010 at St. Louis  
Darren Bennett, Oct. 1, 1995 at Pittsburgh  
57.4 JK Scott, Dec. 10, 2023 vs. Denver  
57.3 JK Scott, Oct. 27 2024 vs. New Orleans

## PUNT RETURN YARDS

### Most Seasons Leading League

- 1 Leslie "Speedy" Duncan, 1965

### Most, Career

- 2,388 Mike Fuller, 1975-80  
1,651 Leslie "Speedy" Duncan, 1964-70  
1,407 Darrien Gordon, 1993-96

### Most, Season

- 537 Darrien Gordon, 1996  
489 Eric Metcalf, 1997  
475 Darrien Gordon, 1994

### Most, Game

- 168 Eric Metcalf, Nov. 2, 1997 at Cincinnati  
136 Mike Fuller, Nov. 21, 1976 at Buffalo  
133 Andre Coleman, Sept. 17, 1995 at Philadelphia

### Longest Return

- 95t Leslie "Speedy" Duncan, Nov. 24, 1968 vs. NYJ  
90t Darrien Gordon, Sept. 25, 1994 at L.A. Raiders  
88t Andre Coleman, Sept. 17, 1995 at Philadelphia  
Mike Fuller, Oct. 9, 1977 at New Orleans



## PUNT RETURN AVERAGE

### Most Seasons Leading League (min. 20 ret.)

- 1 Darius Davis, 2023
- Ron Smith, 1973
- Leslie "Speedy" Duncan, 1965

### Highest, Career (minimum 50 ret.)

- 13.7 Darrien Gordon, 1993-96
- 12.9 Darius Davis, 2023-25
- 12.0 Leslie "Speedy" Duncan, 1964-70
- 11.3 Mike Fuller, 1975-80

### Highest, Season (minimum 20 ret.)

- 16.0 Darius Davis, 2023
- 15.5 Leslie "Speedy" Duncan, 1965
- 14.9 Darrien Gordon, 1996

## PUNT RETURN TOUCHDOWNS

### Most Seasons Leading League

- 2 Leslie "Speedy" Duncan, 1965, 1966
- 1 Darius Davis, 2023
- Desmond King, 2018
- Eric Metcalf, 1997
- Andre Coleman, 1995
- Darrien Gordon, 1994
- Nate Lewis, 1990
- Kitrick Taylor, 1990
- Ron Smith, 1973

### Most, Career

- 4 Leslie "Speedy" Duncan, 1964-70
- 3 Eric Metcalf, 1997
- Darrien Gordon, 1993-96
- 2 (5x) Last: Desmond King, 2017-19

### Most, Season

- 3 Eric Metcalf, 1997
- 2 (3x) Last: Darrien Gordon, 1994
- 1 (20x) Last: Darius Davis, 2023

### Most, Game

- 2\* Eric Metcalf, Nov. 2, 1997 at Cincinnati
- 1 (26x) Last: Darius Davis, Nov. 6, 2023 at NYJ

## PUNT RETURNS

### Most, Career

- 212 Mike Fuller, 1975-80
- 138 Leslie "Speedy" Duncan, 1964-70
- 124 Lionel James, 1984-88

### Most, Season

- 46 Mike Fuller, 1979
- 45 Eric Metcalf, 1997
- 39 Mike Fuller, 1978

### Most, Game

- 8 (4x) Last: Leon Johnson, Dec. 7, 2003 at Det.
- 7 (4x) Last: M.Fuller, Dec. 17, 1978 at Hou. Oilers
- 6 (9x) Last: J.Herdon, Dec. 20, 2015 vs. Mia.

### Most Fair Catches, Season

- 29 Darius Davis, 2023
- 25 Travis Benjamin, 2017
- 24 Kenny Graham, 1969

### Most Fair Catches, Game

- 6 Darius Davis, Dec. 10, 2023 vs. Denver
- Phil McConkey, Dec. 17, 1989 at Kansas City
- 5 Travis Benjamin, Oct. 22, 2017 vs. Denver
- Jeff Graham, Sept. 3, 2000 at Oakland
- Kenny Graham, Oct. 4, 1969 vs. Cincinnati

## KICKOFF RETURN YARDS

### Most Seasons Leading League

- 1 Ronney Jenkins, 2001
- Lionel James, 1984
- James Brooks, 1982

### Most, Career

- 6,469 Darren Sproles, 2005-10
- 3,997 Ronney Jenkins, 2000-02
- 3,914 Andre Coleman, 1994-96

### Most, Season

- 1,541 Ronney Jenkins, 2001
- 1,531 Ronney Jenkins, 2000
- 1,528 Darren Sproles, 2005

### Most, Game

- 250 Ronney Jenkins, Nov. 18, 2001 at Oakland
- 221 Ronney Jenkins, Sept. 10, 2000 vs. N.O.
- 215 Richard Goodman, Jan. 1, 2012 at Oakland

### Longest Return

- 105t Richard Goodman, Jan. 1, 2012 at Oakland
- 103t Darren Sproles, Sept. 14, 2008 at Denver
- Keith Lincoln, Sept. 16, 1962 vs. Titans of N.Y.
- 101t Andre Roberts, Jan. 2, 2022 vs. Denver

## KICKOFF RETURN AVERAGE

### Most Seasons Leading League (min. 10 ret.)

- 1 Jimmy Warren, 1964

### Highest, Career (minimum 75 ret.)

- 25.3 Leslie "Speedy" Duncan, 1964-70
- 25.1 Darren Sproles, 2005-10
- 24.2 Ronney Jenkins, 2000-02

### Highest, Season (minimum 10 ret.)

- 32.8 Andre Roberts, 2021
- 29.7 Antonio Cromartie, 2006
- 28.9 Nasir Adderley, 2020

## KICKOFF RETURN TOUCHDOWNS

### Most Seasons Leading League

- 2 Anthony Miller, 1988, 1989
- 1 Richard Goodman, 2011
- Ronney Jenkins, 2001
- Andre Coleman, 1995
- Nate Lewis, 1991
- Jamie Holland, 1988
- Keith Lincoln, 1962

### Most, Career

- 4 Andre Coleman, 1994-96
- 3 Ronney Jenkins, 2000-02
- 2 Darren Sproles, 2005-10
- Anthony Miller, 1988-93

### Most, Season

- 2 Ronney Jenkins, 2001
- Andre Coleman, 1995
- Andre Coleman, 1994
- 1 (14x) Last: Andre Roberts, 2021

### Most, Game

- 1 (20x) Last: A.Roberts, Jan. 2, 2022 vs. Den.

## KICKOFF RETURNS

### Most Seasons Leading League

- 1 Lionel James, 1984
- James Brooks, 1982

### Most, Career

- 258 Darren Sproles, 2005-10
- 166 Andre Coleman, 1994-96
- 165 Ronney Jenkins, 2000-02

### Most, Season

- 67 Ronney Jenkins, 2000
- 63 Darren Sproles, 2005
- 62 Andre Coleman, 1995

### Most, Game

- 8 (5x) Last: Darren Sproles, Oct. 26, 2008 at N.O. in London
- 7 (14x) Last: D.Davis, Dec. 15, 2024 vs. T.B.
- 6 (36x) Last: R.Goodman, Jan. 1, 2012 at Oak.

## COMBINED KICK & PUNT RETURN YARDS

### Most Seasons Leading League

- 1 James Brooks, 1982
- Leslie "Speedy" Duncan, 1965

### Most, Career

- 7,404 Darren Sproles, 2005-10
- 5,037 Leslie "Speedy" Duncan, 1964-70
- 4,240 Andre Coleman, 1994-96

### Most, Season

- 1,737 Andre Coleman, 1995
- 1,636 Darren Sproles, 2005
- 1,625 Darren Sproles, 2008

## COMBINED KICK & PUNT RETURNS

### Most Seasons Leading League

- 1 Leslie "Speedy" Duncan, 1965

### Most, Career

- 372 Darren Sproles, 2005-10
- 289 Mike Fuller, 1975-80
- 272 Leslie "Speedy" Duncan, 1964-70

### Most, Season

- 90 Andre Coleman, 1995
- 81 Darren Sproles, 2005
- 80 Darren Sproles, 2009

## SERVICE

### Most Seasons

- 17 David Binn, 1994-2010
- 16 Philip Rivers, 2004-19
- Antonio Gates, 2003-18
- 15 Dan Fouts, 1973-87
- Russ Washington, 1968-82
- 14 Don Macek, 1976-89
- Doug Wilkerson, 1971-84

### Most Games

- 256 David Binn, 1994-2010
- 236 Antonio Gates, 2003-18
- 228 Philip Rivers, 2004-19
- 200 Junior Seau, 1990-2002
- Russ Washington, 1968-82

### Most Consecutive Games

- 225 Philip Rivers, 2005-19
- 179 David Binn, 1994-10
- 178 Russ Washington, 1968-80

### Most Consecutive Starts

- 224 Philip Rivers, 2006-19
- 148 Russ Washington, 1970-80
- 140 Walt Sweeney, 1964-73



# TEAM RECORDS

\*NFL Record | †strike-shortened 1982 season

## GAMES WON

### Most, Season

- 14 2006
- 13 2009
- 12 1961, 1979, 2004, 2018

### Fewest, Season

- 1 2000
- 2 1973, 1975
- 4 1962, 1972, 1986, 1991, 1997, 2003, 2015

### Most Consecutive

- 15 Nov. 27, 1960-Dec. 3, 1961
- 11 (3x) Last: Sept. 17, 2009-Jan. 3, 2010
- 8 (7x) Last: Oct. 25, 2004-Dec. 13, 2004

### Most Consecutive at Home

- 10 Nov. 5, 1978-Nov. 25, 1979
- 9 (3x) Last: Sept. 17, 2006-Sept. 9, 2007
- 8 (4x) Last: Sept. 17, 2006-Dec. 31, 2006

### Most Consecutive on Road

- 11 Oct. 2, 1960-Nov. 12, 1961
- 6 (4x) Last: Oct. 14, 2018 -Dec. 30, 2018
- 5 (5x) Last: Oct. 14, 2018 -Dec. 13, 2018

### Most Consecutive at Start of Season

- 11 1961
- 6 1994
- 4 1966, 1980, 2002

## GAMES LOST

### Most, Season

- 15 2000
- 12 1975, 1986, 1991, 1997, 2003, 2015, 2023
- 11 1973, 1998, 2001, 2016, 2019

### Fewest, Season

- 2 1961, 1965, 2006
- 3 2009, 1963, 1982†
- 4 1960, 1979, 2004, 2018

### Most Consecutive

- 11 (2x) Last: Sept. 3, 2000-Nov. 19, 2000
- 9 (5x) Last: Dec. 4, 2016-Oct. 1, 2017
- 8 (9x) Last: Dec. 4, 2016-Sept. 24, 2017

### Most Consecutive at Home

- 7 Nov. 13, 2016-Oct. 1, 2017
- 6 (2x) Last: Nov. 13, 2016-Sept. 24, 2017
- 5 (11x) Last: Nov. 12, 2023-Jan. 7, 2024

### Most Consecutive on Road

- 11 Oct. 6, 1985-Oct. 26, 1986
- 8 (4x) Last: Sept. 3, 2000-Dec. 17, 2000
- 7 (7x) Last: Nov. 10, 2002-Oct. 5, 2003

### Most Consecutive on Road w/o Victory (Ties incl.)

- 14 Nov. 22, 1970-Nov. 19, 1972

## POINTS

### Most Seasons Leading League

- 6 1963, 1965, 1981, 1982, 1985, 2006

### Most, Season

- 492 2006
- 478 1981
- 474 2021

### Most, Game

- 58 Dec. 22, 1963 vs. Denver
- 55 Nov. 22, 1981 at Oakland
- Oct. 20, 1968 vs. Denver
- 54 Nov. 19, 2017 vs. Buffalo

### Most Game, Both Teams

- 98 Dec. 8, 1985 vs. Pittsburgh
- 93 Dec. 18, 1960 vs. Titans of New York
- 90 Nov. 12, 2006 at Cincinnati

### Most, Half

- 42 Nov. 12, 2006 at Cincinnati (2nd half)
- 41 Nov. 5, 1961 vs. Titans of N.Y. (2nd half)
- 37 Nov. 19, 2017 vs. Buffalo (1st half)

### Most, Quarter

- 28 Nov. 25, 2018 vs. Arizona (2nd quarter)
- Nov. 15, 1964 at K.C. (2nd quarter)
- Nov. 5, 1961 vs. Titans of N.Y. (3rd quarter)
- Sept. 24, 1961 vs. Houston Oilers (2nd quarter)

### Most, Quarter, Both Teams

- 41 Nov. 21, 2021 vs. Pittsburgh (4th quarter)
- Oct. 10, 2021 vs. Cleveland (4th quarter)
- 38 Dec. 26, 2021 at Houston (4th quarter)
- Sept. 14, 2008 at Denver (2nd quarter)
- Oct. 19, 1986 at Kansas City (2nd quarter)
- Oct. 6, 1963 at Denver (2nd quarter)
- Oct. 7, 1961 at Boston (2nd quarter)

### Fewest, Season

- 188 1973
- 189 1975
- 212 1974

### Fewest, Game

- 0 (29x) Last: Dec. 6, 2020 vs. New England

### Most Consecutive Games Not Shutout

- 240 Nov. 7, 1999-Nov. 2, 2014
- 114 Oct. 4, 1992-Oct. 24, 1999
- 105 Sept. 7, 1962-Oct. 26, 1969
- 98 Nov. 16, 2014-Nov. 29, 2020

## TOUCHDOWNS

### Most Seasons Leading League

- 6 1963, 1979, 1981, 1982, 1985, 2006

### Most, Season

- 61 1981
- 60 1985
- 59 2006

### Most, Game

- 8 Dec. 8, 1985 vs. Pittsburgh
- Nov. 22, 1981 at Oakland
- 7 (9x) Last: Oct. 10, 2021 vs. Cleveland
- 6 (37x) Last: Dec. 8, 2019 at Jacksonville

### Fewest, Season

- 22 1973, 1975
- 23 1998
- 25 1977, 1999

## POINTS AFTER TOUCHDOWN

### Most Seasons Leading League

- 5 1965, 1981, 1982, 1985, 2006

### Most, Season

- 58 2006
- 55 1981
- 54 2004

### Most, Game

- 7 (7x) Last: Dec. 28, 2008 vs. Denver
- 6 (30x) Last: Dec. 8, 2019 at Jacksonville
- 5 (54x) Last: Nov. 12, 2023 vs. Detroit

### Fewest, Season

- 19 1973, 1998
- 20 1975
- 21 1977

## TWO-POINT CONVERSIONS

### Most Seasons Leading League

- 4 2008, 2010, 2018, 2021

### Most, Season

- 7 2021
- 6 2018
- 3 1994, 2024

### Most, Game (since 1994)

- 2 Dec. 2, 2018 at Pittsburgh
- Sept. 9, 2018 vs. Kansas City
- Oct. 25, 2015 vs. Oakland
- 1 (43x) Last: Sept. 28, 2025 at N.Y. Giants

### Most Attempts, Season

- 11 2021
- 8 2018
- 7 1994

### Most Attempts, Game (since 1994)

- 3 Dec. 26, 2021 at Houston
- Sept. 9, 2018 vs. Kansas City
- Sept. 4, 1994 at Denver
- 2 (7x) Last: Dec. 19, 2024 vs. Denver
- 1 (54x) Last: Sept. 28, 2025 at N.Y. Giants

## FIELD GOALS

### Most Seasons Leading League

- 2 1994, 2009

### Most, Season

- 39 2024
- 34 1994, 2013, 2025
- 32 2009

### Most, Game

- 6 (3x) Last: Oct. 5, 1997 at Oakland
- 5 (15x) Last: Dec. 8, 2025 vs. Philadelphia
- 4 (41x) Last: Jan. 5, 2025 at Las Vegas

### Most Attempts, Season

- 43 2001
- 42 2024
- 40 1993

### Most Attempts, Game

- 7 Oct. 8, 1966 at N.Y. Jets
- 6 (6x) Last: Nov. 19, 2017 vs. Buffalo
- 5 (32x) Last: Dec. 8, 2025 vs. Philadelphia

### Most, Game, Both Teams

- 9 Dec. 8, 2025 vs. Philadelphia
- Sept. 29, 1996 vs. Kansas City
- 8 Nov. 3, 1996 at Indianapolis
- Nov. 9, 1975 vs. New England
- 7 (18x) Last: Oct. 12, 2025 at Miami

### Most Attempts, Game, Both Teams

- 10 (5x) Last: Dec. 8, 2025 vs. Philadelphia
- 9 (3x) Last: Dec. 1, 2002 vs. Denver
- 8 (25x) Last: Oct. 12, 2025 at Miami

### Fewest Made, Season

- 6 1974
- 10 1976
- 12 1964, 1970, 1973, 1975

### Fewest Attempts, Season

- 16 1974
- 19 1970
- 20 1962, 1976, 1988, 2003

## FIRST DOWNS

### Most Seasons Leading League (Total)

7 1965, 1969, 1980, 1981, 1982, 1983, 1985

### Most, Season

401 2021  
380 1985  
379 1981

### Most, Game

35 Oct. 19, 1986 at Kansas City  
34 Nov. 18, 1984 vs. Miami (OT)  
Dec. 20, 1982 vs. Cincinnati  
33 Nov. 21, 2021 vs. Pittsburgh  
Sept. 9, 2018 vs. Kansas City  
Sept. 15, 2013 at Philadelphia  
Oct. 31, 2004 vs. Oakland

### Most, Game, Both Teams

62 Sept. 15, 1985 vs. Seattle  
60 Sept. 10, 2023 vs. Miami  
58 Dec. 29, 2002 vs. Seattle (OT)  
Sept. 22, 1985 at Cincinnati  
Nov. 18, 1984 vs. Miami (OT)

### Fewest, Season

198 1973, 1975  
208 1961  
217 1962

### Fewest, Game

3 Nov. 30, 1975 at Denver (OT)  
5 Nov. 16, 2003 at Denver  
Oct. 5, 1970 vs. Oakland  
6 Dec. 24, 2000 vs. Pittsburgh  
Nov. 22, 1987 at Seattle

### Most Seasons Leading League (Rushing)

3 1963, 1965, 2006

### Most by Rushing, Season

137 2006  
131 2004  
127 1965, 1981

### Most by Rushing, Game

19 Nov. 27, 1960 vs. Oakland  
18 Oct. 3, 1965 vs. Houston Oilers  
17 (4x) Last: Sept. 10, 2023 vs. Miami

### Fewest by Rushing, Game

0 Dec. 5, 2010 vs. Oakland  
Nov. 14, 1999 at Oakland  
1 (19x) Last: Dec. 15, 2024 vs. Tampa Bay  
2 (54x) Last: Oct. 16, 2023 vs. Dallas

### Most Seasons Leading League (Passing)

7 1968, 1971, 1980, 1981, 1982, 1983, 1985

### Most by Passing, Season

259 1985  
256 2021  
244 1980

### Most by Passing, Game

27 Sept. 15, 1985 vs. Seattle  
26 Oct. 18, 2015 at Green Bay  
23 Dec. 20, 1982 vs. Cincinnati  
Oct. 19, 1980 vs. N.Y. Giants

### Fewest by Passing, Season

89 1975  
93 1973  
110 1961

### Fewest by Passing, Game

0 Sept. 20, 1998 at Kansas City  
1 Nov. 30, 1975 at Denver (OT)  
2 (3x) Last: Nov. 16, 2003 at Denver

### Most Seasons Leading League (Penalty)

2 1960, 1970

### Most by Penalty, Season

39 2013, 2019  
37 2004, 2014  
36 2016, 2020

### Most by Penalty, Game

7 Oct. 17, 2022 vs. Denver (OT)  
Nov. 13, 2016 vs. Tennessee  
Nov. 15, 1998 vs. Baltimore  
Nov. 30, 1997 vs. Denver  
6 (5x) Last: Nov. 30, 2014 at Baltimore  
5 (23x) Last: Nov. 21, 2021 vs. Pittsburgh

### Fewest by Penalty, Season

11 1975  
12 1964  
13 1968

## NET YARDS GAINED

### Most Seasons Leading League

8 1963, 1965, 1980, 1981, 1982, 1983, 1985, 2010

### Most, Season

6,744 1981  
6,634 2021  
6,535 1985

### Most, Game

661 Dec. 20, 1982 vs. Cincinnati  
593 Nov. 10, 1985 vs. L.A. Raiders  
581 Oct. 20, 1968 vs. Denver

### Most, Game, Both Teams

1,102 Dec. 20, 1982 vs. Cincinnati  
1,057 Oct. 20, 1968 vs. Denver  
1,050 Sept. 15, 2013 at Philadelphia

### Fewest, Season

3,411 1975  
3,622 1973  
3,953 1970

### Fewest, Game

70 Nov. 2, 1969 at Denver  
93 Oct. 5, 1975 vs. Oakland  
96 Nov. 16, 2003 at Denver

### Most Total Offensive Plays, Season

1,154 1984, 2022  
1,135 1980  
1,129 1981

### Fewest Total Offensive Plays, Season

617 1982<sup>†</sup>  
753 1963  
759 1964

## RUSHING

### Most Seasons Leading League (Attempts)

1 1965

### Most Attempts, Season

590 1978  
525 2004  
522 2006

### Most Attempts, Game

58 Nov. 20, 1977 vs. Oakland  
53 Dec. 16, 2007 vs. Detroit  
Sept. 10, 1978 vs. Oakland  
Dec. 3, 1972 vs. Oakland  
52 Nov. 27, 1960 vs. Oakland

### Fewest Attempts, Season

267 1982<sup>†</sup>  
351 2000  
361 1966

### Most Seasons Leading League (Yards)

2 1963, 1965

### Most Yards, Season

2,578 2006  
2,257 1990  
2,248 1991

### Most Yards, Game

289 Dec. 28, 2008 vs. Denver  
287 Oct. 13, 1963 vs. N.Y. Jets  
274 Dec. 16, 2007 vs. Detroit

### Fewest Yards, Game

2 Dec. 17, 1961 vs. Boston  
3 Nov. 19, 1961 vs. Dallas Texans  
11 Nov. 20, 1960 vs. Buffalo

### Most Seasons Leading League (Touchdowns)

4 1961, 1981, 1982, 2006

### Most Touchdowns, Season

32 2006  
26 1981  
25 1979

### Fewest Touchdowns, Season

4 2012, 2015  
5 1997  
6 2014

### Most Touchdowns, Game

5 (4x) Last: Dec. 28, 2008 vs. Denver  
4 (22x) Last: Dec. 25, 2009 at Tennessee  
3 (49x) Last: Sept. 10, 2023 vs. Miami

## RUSHING AVERAGE

### Most Seasons Leading League

6 1960, 1963, 1965, 1969, 1991, 2003

### Most, Season

5.6 1963  
5.1 2003  
4.9 2006

### Highest, Game

11.69 Sept. 28, 2025 at N.Y. Giants  
8.52 Dec. 24, 1967 vs. N.Y. Jets  
8.44 Dec. 22, 1963 vs. Denver

## PASSING

### Most Seasons Leading League (Attempts)

3 1968, 1984, 1985

### Most Attempts, Season

711 2022

674 2021

667 2015

### Most Attempts, Game

65 Oct. 18, 2015 at Green Bay

Oct. 19, 1986 at Kansas City

64 Jan. 9, 2022 at Las Vegas (OT)

58 Oct. 25, 2015 vs. Oakland

Dec. 22, 1985 at Kansas City

### Fewest Attempts, Season

337 1975

338 1982<sup>†</sup>

349 1974

### Fewest Attempts, Game

6 Dec. 19, 2004 at Cleveland

10 Dec. 18, 1988 vs. Kansas City

11 (2x) Last: Oct. 28, 2007 vs. Houston

### Most Seasons Leading League (Completions)

3 1983, 1984, 1985

### Most Completions, Season

485 2022

443 2021

442 2015

### Most Completions, Game

43 Oct. 18, 2015 at Green Bay

41 Sept. 24, 2023 at Minnesota

39 Dec. 11, 2022 vs. Miami

### Fewest Completions, Game

1 at Kansas City Sept. 20, 1998

3 vs. Oakland Oct. 5, 1975

4 at Cleveland Dec. 19, 2004

vs. Kansas City Nov. 2, 1986

### Most Seasons Leading League (Net Yards)

11 1965, 1968, 1971, 1978, 1979, 1980, 1981, 1982,  
1983, 1985, 2017

### Most Net Yards Gained, Season

4,870 1985

4,800 2021

4,739 1981

### Most Net Yards Gained, Game

494 Sept. 15, 1985 vs. Seattle

488 Oct. 18, 2015 at Green Bay

486 Dec. 20, 1982 vs. Cincinnati

### Fewest Net Yards Gained, Season

1,610 1975

1,808 1973

2,244 1977

### Fewest Net Yards Gained, Game

-22 Oct. 5, 1975 vs. Oakland

-19 Sept. 20, 1998 at Kansas City

7 Sept. 16, 1973 at Washington

## Most Seasons Leading League (Touchdowns)

5 1971, 1981, 1982, 1985, 2008

### Most Touchdowns, Season

38 2021

37 1985

34 1981, 2008

### Fewest Touchdowns, Season

7 1975

9 1973

11 1977, 1988, 1998

### Most Touchdowns, Game

7\* Nov. 22, 1981 at Oakland

5 (9x) Last: Oct. 31, 2004 vs. Oakland

4 (35x) Last: Nov. 12, 2023 vs. Detroit

### Most Seasons Leading League (Fewest INTs)

3 1966, 2004, 2024

### Most Had Intercepted, Season

34 1962, 1998

33 1968, 1983, 1986

30 1964, 1973, 1978, 1985, 2000

### Most Had Intercepted, Game

7 Dec. 13, 1998 at Seattle

Dec. 8, 1968 vs. Kansas City

6 (6x) Last: Oct. 24, 1999 vs. Green Bay

5 (14x) Last: Dec. 27, 1987 at Denver

### Fewest Had Intercepted, Season

3 2024

8 2004, 2023

9 2006

## SACKED ATTEMPTING TO PASS

### Most Seasons Leading League (Least Sacked)

5 1963, 1964, 1967, 1968, 2017

### Most Times, Season

57 1970

53 2000

51 1997, 2025

### Fewest Times, Season

11 1967

12 1982<sup>†</sup>

18 1968, 2017

### Most Times Sacked Opponent, Season

62 1986

61 2006

60 1980

### Most Times Sacked Opponent, Game

11 Dec. 23, 2012 at N.Y. Jets

Nov. 16, 1986 vs. Dallas

10 Sept. 24, 1978 vs. Green Bay

9 (5x) Last: Dec. 24, 2016 at Cleveland

## INTERCEPTIONS

### Most Seasons Leading League (Interceptions)

3 1961, 2007, 2016

### Most, Season

49\* 1961

31 1969

30 1964, 2007

### Most, Game

6 (6x) Last: Nov. 11, 2007 vs. Indianapolis

5 (9x) Last: Nov. 19, 2017 vs. Buffalo

4 (32x) Last: Dec. 8, 2025 vs. Philadelphia

### Most, Game, Both Teams

10 Dec. 13, 1998 at Seattle

9 Sept. 21, 1980 at Denver

Nov. 1, 1964 at Oakland

8 (11x) Last: Nov. 11, 2007 vs. Indianapolis

### Fewest, Season

7 2014

9 1970, 2023

10 2005

### Most Consecutive Games

46\* 1960-63

### Most Seasons Leading League (Return Yards)

2 1961, 1964

### Most Yards Returned, Season

929\* 1961

562 1979

499 1984

### Most Yards Returned, Game

194 Sept. 24, 1961 vs. Houston Oilers

174 Oct. 29, 1961 vs. Denver

171 Nov. 18, 1979 vs. Pittsburgh

### Fewest Yards Returned, Season

31 2023

65 2014

90 1970

### Most Seasons Leading League (Return TDs)

1 1961

### Most Touchdowns by Returns, Season

9\* 1961

5 2012

4 1984, 2000

### Most Touchdowns by Returns, Game

2 Nov. 28, 2010 at Indianapolis

Oct. 29, 1961 vs. Denver

1 (94x) Last: Dec. 1, 2024 at Atlanta

## PUNTS

### Most, Season

95 1998  
92 2000  
90 1997

### Most, Game

11 (5x) Last: Oct. 11, 1998 at Oakland  
10 (11x) Last: Nov. 12, 2017 at Jacksonville  
9 (12x) Last: Dec. 24, 2017 at N.Y. Jets

### Fewest, Season

23 1982<sup>†</sup>  
45 1972  
47 2011

### Fewest, Game

0 (9x) Last: Oct. 23, 2025 vs. Minnesota  
1 (40x) Last: Oct. 19, 2025 vs. Indianapolis  
2 (90x) Last: Nov. 30, 2025 vs. Las Vegas

### Fewest, Game, Both Teams

1 (3x) Last: Sept. 19, 2021 vs. Dallas  
2 (9x) Last: Dec. 16, 2021 vs. Kansas City  
3 (20x) Last: Oct. 19, 2025 vs. Indianapolis

## PUNT YARDS

### Most Seasons Leading League (Yards)

1 1962

### Most, Season

4,248 2000  
4,174 1998  
3,972 1997

### Most, Game

522 Oct. 11, 1998 at Oakland  
493 Nov. 18, 2012 at Denver  
492 Nov. 10, 1974 at Kansas City

### Fewest, Season

868 1982<sup>†</sup>  
1,813 1972  
2,123 2021

### Most Seasons Leading League (Average)

4 1960, 1969, 1987, 2000

### Highest Average, Season

48.6 2025  
48.1 2017  
47.5 2011  
47.0 2019

### Lowest Average, Season

36.3 1978  
36.5 1979  
36.8 1975

## PUNT RETURNS

### Most Seasons Leading League (Returns)

1 1965

### Most, Season

57 1978  
52 1979  
49 2003

### Most, Game

8 (4x) Last: Dec. 7, 2003 at Detroit  
7 (7x) Last: Dec. 7, 1978 at Houston  
6 (13x) Last: Dec. 20, 2015 vs. Miami

### Fewest, Season

12 1982<sup>†</sup>  
18 2021  
20 2015

### Most Seasons Leading League (Fair Catches)

4 1968, 1969, 1991, 2024

### Most Fair Catches, Season

32 1969  
31 2024  
29 2023

### Most Fair Catches, Game

6 (3x) Last: Dec. 10, 2023 vs. Denver  
5 (3x) Last: Sept. 3, 2000 at Oakland  
4 (16x) Last: Sept. 21, 2025 vs. Denver

### Fewest Fair Catches, Season

0 1960, 1961, 1962, 1963, 1964, 1965, 1975  
1 1976  
3 1977

## PUNT RETURN YARDS

### Most Seasons Leading League (Return Yards)

1 1965

### Most, Season

590 1978  
559 1996  
542 1998

### Most, Game

168 Nov. 2, 1997 at Cincinnati  
151 Sept. 20, 1965 vs. Kansas City  
139 Nov. 5, 1961 vs. Titans of N.Y.

### Fewest, Season

84 2015  
100 2020  
107 2021

### Most Seasons Leading League (Average)

3 1965, 1966, 1973

### Highest Average, Season

16.0 2023  
15.5 1961  
14.7 1996

### Lowest Average, Season

4.2 2015  
5.4 2019  
5.6 1970, 2020

## PUNT RETURN TOUCHDOWNS

### Most Seasons Leading League

8 1965, 1973, 1990, 1994, 1995, 1997, 2018,  
2023

### Most, Season

3 1997  
2 1965, 1973, 1990, 1994  
1 (17x) Last: 2023

### Most, Game

2<sup>†</sup> Nov. 2, 1997 at Cincinnati  
1 (26x) Last: Nov. 6, 2023 at N.Y. Jets

## KICKOFF RETURNS

### Most Seasons Leading League

2 1982, 2003

### Most, Season

84 2003  
83 2000  
75 1997

### Most, Game

9 (7x) Last: Nov. 3, 2002 vs. N.Y. Jets  
8 (15x) Last: Oct. 26, 2008 at N.O. in London  
7 (53x) Last: Dec. 8, 2025 vs. Philadelphia

### Most, Game, Both Teams

17 Dec. 8, 1985 vs. Pittsburgh  
16 Dec. 18, 1960 vs. Titans of New York  
15 (3x) Last: Oct. 2, 1983 at N.Y. Giants

## KICKOFF RETURN YARDS

### Most Seasons Leading League (Return Yards)

1 1962

### Most, Season

1,804 2003  
1,792 2000  
1,716 2001

### Most, Game

269 Nov. 18, 2001 at Oakland  
242 Oct. 21, 1973 vs. Atlanta  
232 Dec. 13, 1964 vs. Kansas City

### Fewest, Season

390 2023  
474 2017  
508 2016

### Most Seasons Leading League (Average)

3 1988, 1990, 2001

### Highest Average, Season

27.6 2024  
26.0 2001  
25.6 2011

### Lowest Average, Season

16.5 1961  
17.5 1986  
18.0 1992

## KICKOFF RETURN TOUCHDOWNS

### Most Seasons Leading League

6 1988, 1989, 1991, 1995, 2001, 2011

### Most, Season

2 1988, 1994, 1995, 2001  
1 1962, 1985, 1989, 1991, 1997, 2000, 2004,  
2007, 2008, 2011, 2012, 2021

### Most, Game

1 (20x) Last: Jan. 2, 2022 vs. Denver

## PENALTIES

### Most, Season

137 1998  
129 1997  
128 1981

### Most, Game

19 Nov. 16, 1997 at Kansas City  
16 Nov. 15, 1998 vs. Baltimore  
15 Nov. 3, 1997 at Indianapolis

### Fewest, Season

63 1969  
64 1982<sup>†</sup>  
68 1966

### Fewest, Game

0 (5x) Last: Oct. 9, 2011 at Denver  
1 (31x) Last: Jan. 7, 2024 vs. Kansas City  
2 (42x) Last: Dec. 19, 2024 vs. Denver

### Most Seasons Leading League (Fewest Penalty Yds)

1 1976

### Most Yards, Season

1,229 1998  
1,101 1997  
1,039 1988

### Most Yards, Game

148 Oct. 13, 1963 vs. N.Y. Jets  
146 Nov. 15, 1998 vs. Baltimore  
Nov. 16, 1997 at Kansas City  
138 Nov. 16, 1981 at Seattle



## FUMBLES

### Most Seasons Leading League (Fewest Fumbles)

4 1963, 1966, 1993, 2021

### Most, Season

44 1985

42 1983

40 1972, 1973, 1980

### Most, Game

9 Sept. 24, 1978 vs. Green Bay

7 Sept. 30, 1973 vs. Cincinnati

6 (5x) Last: Dec. 13, 1987 vs. Pittsburgh

### Most by Opponent, Game

9 Nov. 15, 1964 at Kansas City

7 (3x) Last: Sept. 9, 2001 vs. Washington

6 (6x) Last: Dec. 9, 1995 vs. Arizona

### Most, Game, Both Teams

11 (3x) Last: Oct. 13, 1985 vs. Kansas City

10 (5x) Last: Nov. 25, 1990 vs. Seattle

9 (7x) Last: Sept. 9, 2001 vs. Washington

### Fewest, Season

10 2021

13 1993

14 2009, 2013

### Most Seasons Leading League (Fewest Lost Fum.)

5 1963, 1966, 1970, 1979, 1993

### Most Lost, Season

22 1980, 1981, 1983

21 1973, 1978

20 1972, 1987, 2000

### Most Lost, Game

6 Sept. 24, 1978 vs. Green Bay

4 (11x) Last: Dec. 14, 2023 at Las Vegas

3 (41x) Last: Nov. 26, 2023 vs. Baltimore

### Most Own Recovered, Season

25 1985

21 1979

20 1972, 1973, 1975, 1983

### Most Own Recovered, Game

5 (5x) Last: Dec. 26, 1999 vs. Oakland

4 (7x) Last: Sept. 14, 2014 vs. Seattle

3 (43x) Last: Nov. 6, 2023 at N.Y. Jets

### Fewest Own Recovered, Season

3 2021

4 1963, 2013

7 1989, 2009

### Most Opponents Recovered, Season

22 1986

18 1973, 1979, 1980, 1981, 2007

17 1960, 1961, 1963, 1983, 1984

### Fewest Opponents Recovered, Season

3 2019

4 2011

5 1963

## POINTS ALLOWED

### Most Seasons Leading League (Fewest Points)

3 1961, 1963, 2024

### Most, Season

462 1983

459 2021

441 2003

### Most, Game

63 Dec. 14, 2023 at Las Vegas

57 Oct. 1, 2000 at St. Louis

52 Nov. 25, 1984 at Pittsburgh

### Most, Quarter

31 Dec. 8, 1963 at Oakland (4th quarter)

30 Nov. 20, 1983 at St. Louis Cardinals (2nd quarter)

28 (5x) Last: Nov. 28, 1999 at Min. (2nd quarter)

### Fewest, Season

205 1977

219 1961

221 1982<sup>†</sup>

### Fewest, Game

0 (19x) Last: Dec. 3, 2023 at New England

3 (18x) Last: Sept. 15, 2024 at Carolina

6 (20x) Last: Nov. 6, 2023 at N.Y. Jets

## FIRST DOWNS ALLOWED

### Most Seasons Leading League (Fewest Total)

1 2010

### Most, Season

383 2021

365 1981

364 1985

### Most, Game

34 Sept. 14, 2008 at Denver

Dec. 29, 2002 vs. Seattle

Nov. 19, 2000 at Denver

33 Sept. 26, 2021 at Kansas City

Sept. 23, 2018 at L.A. Rams

Nov. 23, 2003 vs. Cincinnati

32 Oct. 4, 2009 at Pittsburgh

### Fewest, Season

190 1965

196 1982<sup>†</sup>

224 1962

### Fewest, Game

5 Dec. 12, 2010 vs. Kansas City

Sept. 19, 1976 at Tampa Bay

6 Oct. 11, 1998 at Oakland

Oct. 22, 1961 at Oakland

7 (6x) Last: Sept. 15, 2024 at Carolina

### Most by Rushing, Season

154 1975

144 2021

143 1971

### Most by Rushing, Game

19 (3x) Last: Nov. 22, 1987 at Seattle

17 Sept. 23, 1962 vs. Houston

16 (3x) Last: Nov. 16, 2025 at Jacksonville

### Fewest by Rushing, Season

54 1965

65 1982<sup>†</sup>

71 1969

### Fewest by Rushing, Game

0 (5x) Last: Nov. 28, 2010 at Indianapolis

1 (27x) Last: Nov. 30, 2025 vs. Las Vegas

2 (47x) Last: Nov. 6, 2023 at N.Y. Jets

### Most Seasons Leading League (Fewest Passing)

1 2014

### Most by Passing, Season

218 1985

216 1981

213 2008

### Most by Passing, Game

24 Nov. 19, 2000 at Denver

23 Sept. 10, 2023 vs. Miami

Sept. 18, 2011 at New England

22 (4x) Last: Nov. 15, 2009 vs. Philadelphia

### Fewest by Passing, Season

105 1977

114 1971

116 1965

### Fewest by Passing, Game

1 (3x) Last: Dec. 28, 2003 vs. Oakland

2 (6x) Last: Dec. 19, 2004 at Cleveland

3 (13x) Last: Sept. 15, 2024 at Carolina

### Most Seasons Leading League (Fewest Penalty)

1 1992

### Most by Penalty, Season

41 2000, 2004, 2014

40 2021

35 1981, 1997, 1998

### Most by Penalty, Game

7 Sept. 24, 2023 at Minnesota

Nov. 5, 2006 vs. Cleveland

6 (9x) Last: Sept. 24, 2017 vs. Kansas City

5 (23x) Last: Jan. 9, 2022 at Las Vegas (OT)

### Fewest by Penalty, Season

12 1982<sup>†</sup>

13 1969, 1992

14 1976

## NET YARDS ALLOWED

### Most Seasons Leading League (Fewest Net Yards)

4 1961, 1965, 1998, 2010

### Most, Season

6,265 1985

6,170 2023

6,136 1981

### Most, Game

614 Oct. 1, 2000 at St. Louis

591 Dec. 29, 2002 vs. Seattle

553 Sept. 22, 1996 at Oakland

### Fewest, Season

3,253 1982<sup>†</sup>

3,268 1965

3,652 1977

### Fewest, Game

58 Oct. 22, 1961 at Oakland

67 Dec. 12, 2010 vs. Kansas City

99 Nov. 1, 1992 vs. Indianapolis

## RUSHING ALLOWED

### Most Seasons Leading League (Fewest Att.)

3 1965, 1979, 2004

### Most Attempts, Season

606 1975

559 1973

552 1983

### Most Attempts, Game

61 Oct. 25, 1981 at Chicago (OT)

60 Nov. 30, 1975 at Denver (OT)

59 Sept. 18, 1977 at Oakland

### Fewest Attempts, Season

230 1982<sup>†</sup>

306 1965

355 2004

### Fewest Attempts, Game

9 Dec. 16, 2007 vs. Detroit

Sept. 7, 1986 vs. Miami

10 (2x) Last: Sept. 16, 2012 vs. Tennessee

11 (7x) Last: Oct. 23, 2025 vs. Minnesota

### Most Seasons Leading League (Fewest Yards)

3 1965, 1998, 2005

### Most Yards, Season

2,478 2022

2,442 1975

2,403 1966

### Most Yards, Game

378 Nov. 4, 2007 at Minnesota

355 Dec. 20, 2014 at San Francisco

328 Nov. 30, 1975 at Denver (OT)

### Fewest Yards, Season

961 1982<sup>†</sup>

1,094 1965

1,140 1998

### Fewest Yards, Game

2 Oct. 22, 1961 at Oakland

11 Dec. 17, 2000 at Carolina

13 Oct. 5, 1997 at Oakland

### Most Seasons Leading League (Fewest TDs)

3 1961, 1963, 2024

### Most Touchdowns, Season

26 1983

25 1971, 1981, 1985

23 1973, 1984

### Fewest Touchdowns, Season

7 1961, 1965, 2024

8 1999, 2011

10 (12x) Last: 2012

### Most Touchdowns, Game

5 Oct. 21, 1973 vs. Atlanta

Sept. 18, 1960 at Houston

4 (12x) Last: Nov. 16, 2024 at Jacksonville

3 (52x) Last: Oct. 19, 2025 vs. Indianapolis

## PASSING ALLOWED

### Most Seasons Leading League (Fewest Att.)

2 1966, 2019

### Most Attempts, Season

636 1996

607 2002, 2004

605 2008

### Most Attempts, Game

61 Sept. 20, 1987 vs. St. Louis

58 (2x) Last: Oct. 3, 2004 vs. Tennessee

57 (2x) Last: Sept. 22, 1996 at Oakland

### Fewest Attempts, Season

330 1977

341 1973

342 1982<sup>†</sup>

### Fewest Attempts, Game

7 Nov. 6, 1977 at Detroit

12 (2x) Last: Dec. 10, 1972 at Denver

13 (4x) Last: Oct. 4, 1987 at Cincinnati

### Most Seasons Leading League (Fewest Cmp.)

1 1966

### Most Completions, Season

411 2008

389 2023

375 2002

### Most Completions, Game

40 Dec. 20, 1982 vs. Cincinnati

39 Oct. 3, 2004 vs. Tennessee

37 Oct. 9, 1994 Kansas City

### Fewest Completions, Season

170 1966

172 1977

177 1973

### Fewest Completions, Game

3 Sept. 19, 1976 at Tampa Bay

5 (5x) Last: Oct. 4, 1987 at Cincinnati

6 (6x) Last: Dec. 28, 2003 vs. Oakland

### Most Seasons Leading League (Fewest Net Yds)

4 1961, 1964, 1965, 2010

### Most Net Yards, Season

4,311 1981

4,295 2002

4,293 1985

### Most Net Yards, Game

466 Sept. 10, 2023 vs. Miami

453 Nov. 10, 2002 at St. Louis

451 Oct. 1, 2000 at St. Louis

### Fewest Net Yards, Season

1,725 1977

2,155 1966

2,174 1965

### Fewest Net Yards, Game

-13 Oct. 4, 1987 at Cincinnati

-4 Sept. 19, 1976 at Tampa Bay

0 Dec. 28, 2003 vs. Oakland

Dec. 6, 1970 vs. Cincinnati

### Most Seasons Leading League (Fewest TDs)

4 1963, 1965, 1966, 1979

### Most Touchdowns, Season

36 2003

33 2000

31 1997

### Most Touchdowns, Game

5 (9x) Last: Dec. 14, 2023 at Las Vegas

4 (32x) Last: Dec. 15, 2024 vs. Tampa Bay

3 (117x) Last: Nov. 17, 2024 vs. Cincinnati

### Fewest Touchdowns, Season

10 1982<sup>†</sup>

11 1979

13 1966, 1970, 1974

## PUNT RETURNS ALLOWED

### Most Seasons Leading League (Fewest Returns)

7 1960, 1963, 1966, 1967, 1968, 1982, 2004

### Most by Opponents, Season

56 1988

51 1996, 2000

49 1998

### Fewest by Opponents, Season

7 1982<sup>†</sup>

16 1968

17 1960, 1972

### Most Yards by Opponents, Season

722 2000

612 1996

601 1976

### Most Yards by Opponent, Game

160 Sept. 13, 2010 at Kansas City

150 Dec. 27, 1987 at Denver

145 Dec. 6, 2020 vs. New England

## KICKOFF RETURNS ALLOWED

### Most Seasons Leading League (Fewest Returns)

1 1975

### Most by Opponent, Season

90 2006

88 1981

87 2009

### Fewest by Opponent, Season

11 2023

15 2022

21 2016

### Most by Opponent, Game

10 (4x) Last: Dec. 16, 2007 vs. Detroit

9 (7x) Last: Nov. 28, 2010 at Indianapolis

8 (25x) Last: Nov. 24, 2013 at Kansas City

# CAREER TOP-10

## RUSHING YARDS

1. LaDainian Tomlinson, 2001-09	12,490
2. Paul Lowe, 1960-68	4,972
3. Austin Ekeler, 2017-23	4,355
4. Marion Butts, 1989-93	4,297
5. Melvin Gordon, 2015-19	4,240
6. Ryan Mathews, 2010-14	4,061
7. Natrone Means, 1993-95, 98-99	3,885
8. Chuck Muncie, 1980-84	3,309
9. Don Woods, 1974-80	2,858
10. Keith Lincoln, 1961-66, 68	2,698

## RUSHING TOUCHDOWNS

1. LaDainian Tomlinson, 2001-09	138
2. Chuck Muncie, 1980-84	43
3. Austin Ekeler, 2017-23	39
4. Paul Lowe, 1960-68	38
5. Melvin Gordon, 2015-19	36
6. Natrone Means, 1993-95, 98-99	34
7. Marion Butts, 1989-93	31
8. Ryan Mathews, 2010-14	23
9. Mike Tolbert, 2008-11	20
10. Tim Spencer, 1985-90	19

## RUSHING ATTEMPTS

1. LaDainian Tomlinson, 2001-09	2,880
2. Melvin Gordon, 2015-19	1,059
3. Marion Butts, 1989-93	1,031
4. Paul Lowe, 1960-68	1,015
5. Natrone Means, 1993-95, 98-99	1,013
6. Austin Ekeler, 2017-23	990
7. Ryan Mathews, 2010-14	923
8. Chuck Muncie, 1980-84	773
9. Don Woods, 1974-80	713
10. Keith Lincoln, 1961-66, 68	573

## TOTAL YARDS FROM SCRIMMAGE

1. LaDainian Tomlinson, 2001-09	16,445
2. Antonio Gates, 2003-18	11,841
3. Keenan Allen, 2013-23, 25	11,323
4. Lance Alworth, 1962-70	9,721
5. Charlie Joiner, 1976-86	9,191
6. Austin Ekeler, 2017-23	8,239
7. Gary Garrison, 1966-76	7,562
8. Kellen Winslow, 1979-87	6,741
9. Wes Chandler, 1981-87	6,197
10. Melvin Gordon, 2015-19	6,113

## PASSING YARDS

1. Philip Rivers, 2004-19	59,271
2. Dan Fouts, 1973-87	43,040
3. John Hadl, 1962-72	26,938
4. Justin Herbert, 2020-25	24,284
5. Stan Humphries, 1992-97	16,085
6. Drew Brees, 2001-05	12,348
7. Jack Kemp, 1960-62	5,996
8. Doug Flutie, 2001-04	4,901
9. John Friesz, 1990-93	4,396
10. Jim Harbaugh, 1999-2000	4,177

## TOUCHDOWN PASSES

1. Philip Rivers, 2004-19	397
2. Dan Fouts, 1973-87	254
3. John Hadl, 1962-72	201
4. Justin Herbert, 2020-25	160
5. Stan Humphries, 1992-97	85
6. Drew Brees, 2001-05	80
7. Jack Kemp, 1960-62	37
8. Tobin Rote, 1963-64	29
9. Doug Flutie, 2001-04	25
10. Billy Joe Tolliver, 1989-90	21

## PASS ATTEMPTS

1. Philip Rivers, 2004-19	7,591
2. Dan Fouts, 1973-87	5,604
3. John Hadl, 1962-72	3,640
4. Justin Herbert, 2020-25	3,377
5. Stan Humphries, 1992-97	2,350
6. Drew Brees, 2001-05	1,809
7. Jack Kemp, 1960-62	815
8. John Friesz, 1990-93	747
9. Doug Flutie, 2001-04	737
10. Jim Harbaugh, 1999-2000	636

## PASS COMPLETIONS

1. Philip Rivers, 2004-19	4,908
2. Dan Fouts, 1973-87	3,297
3. Justin Herbert, 2020-25	2,241
4. John Hadl, 1962-72	1,824
5. Stan Humphries, 1992-97	1,335
6. Drew Brees, 2001-05	1,125
7. Doug Flutie, 2001-04	408
8. John Friesz, 1990-93	401
9. Jack Kemp, 1960-62	389
10. Jim Harbaugh, 1999-2000	372

## PASSES INTERCEPTED

1. Dan Fouts, 1973-87	242
2. John Hadl, 1962-72	211
3. Philip Rivers, 2004-19	198
4. Stan Humphries, 1992-97	73
5. Justin Herbert, 2020-25	57
6. Drew Brees, 2001-05	53
7. Jack Kemp, 1960-62	49
8. Ryan Leaf, 1998-2000	33
9. Tobin Rote, 1963-64	32
10. Craig Whelihan, 1995-98	29

## RECEIVING YARDS

1. Antonio Gates, 2003-18	11,841
2. Keenan Allen, 2013-23, 25	11,210
3. Lance Alworth, 1962-70	9,584
4. Charlie Joiner, 1976-86	9,203
5. Gary Garrison, 1966-76	7,533
6. Kellen Winslow, 1979-87	6,741
7. Wes Chandler, 1981-87	6,132
8. Anthony Miller, 1988-93	5,582
9. Malcom Floyd, 2004-15	5,550
10. Mike Williams, 2017-23	4,806

## RECEIVING TOUCHDOWNS

1. Antonio Gates, 2003-18	116
2. Lance Alworth, 1962-70	81
3. Keenan Allen, 2013-23, 25	63
4. Gary Garrison, 1966-76	58
5. Charlie Joiner, 1976-86	47
6. Kellen Winslow, 1979-87	45
7. Wes Chandler, 1981-87	41
8. Vincent Jackson, 2005-11	37
9. Anthony Miller, 1988-93	37
10. John Jefferson, 1978-80	36

## RECEPTIONS

1. Keenan Allen, 2013-23, 25	972
2. Antonio Gates, 2003-18	955
3. Charlie Joiner, 1976-86	586
4. Kellen Winslow, 1979-87	541
5. LaDainian Tomlinson, 2001-09	530
6. Lance Alworth, 1962-70	493
7. Austin Ekeler, 2017-23	440
8. Gary Garrison, 1966-76	404
9. Ronnie Harmon, 1990-95	377
10. Anthony Miller, 1988-93	374

## QUARTERBACK SACKS

1. Leslie O'Neal, 1986, 1988-95	105.5
2. Joey Bosa, 2016-24	72.0
3. Shaun Phillips, 2004-12	69.5
4. Gary Johnson, 1975-84	67.0
5. Lee Williams, 1984-90	65.5
6. Fred Dean, 1975-81	53.5
7. Melvin Ingram, 2012-20	49.0
8. Junior Seau, 1990-2002	47.0
9. Raylee Johnson, 1993-2003	46.0
10. Shawne Merriman, 2005-09	43.5
Leroy Jones, 1976-83	43.5

## INTERCEPTIONS

1. Gill Byrd, 1983-92	42
2. Dick Harris, 1960-65	29
3. Rodney Harrison, 1994-2002	26
4. Kenny Graham, 1964-69	25
5. Mike Williams, 1975-82	24
6. Joe Beauchamp, 1966-75	23
7. Quentin Jammer, 2002-12	21
Woodrowe Lowe, 1976-86	21
Bob Howard, 1967-74	21
Leslie "Speedy" Duncan, 1964-70	21

## INTERCEPTION RETURN YARDS

1. Gill Byrd, 1983-92	546
2. Charlie McNeil, 1960-64	502
3. Kenny Graham, 1964-69	477
4. Joe Beauchamp, 1966-75	433
5. Dick Harris, 1960-65	413
6. Rodney Harrison, 1994-2002	345
7. Woodrowe Lowe, 1976-86	343
8. Darren Carrington, 1991-94	337
9. Leslie "Speedy" Duncan, 1964-70	322
10. Glen Edwards, 1978-81	309

## INTERCEPTION TOUCHDOWNS

1. Kenny Graham, 1964-69	5
Dick Harris, 1960-65	5
Woodrowe Lowe, 1976-86	4
Eric Weddle, 2007-13	3
Joe Beauchamp, 1966-75	3
6. Desmond King, 2017-20	2
Shaun Phillips, 2004-12	2
Demorrio Williams, 2012	2
Antonio Cromartie, 2006-09	2
Clinton Hart, 2004-09	2
Donnie Edwards, 2002-06	2
Rodney Harrison, 1994-2002	2
Stanley Richard, 1991-94	2
Donald Frank, 1990-93	2
Gill Byrd, 1983-92	2
Gary Johnson, 1975-84	2
Leslie "Speedy" Duncan, 1964-70	2
Earl Faison, 1961-66	2
Charlie McNeil, 1960-64	2
Bob Laraba, 1960-61	2

## TOUCHDOWNS SCORED

1. LaDainian Tomlinson, 2001-09	153
2. Antonio Gates, 2003-18	116
3. Lance Alworth, 1962-70	83
4. Austin Ekeler, 2017-23	69
5. Keenan Allen, 2013-23, 25	64
6. Gary Garrison, 1966-76	58
7. Melvin Gordon, 2015-19	47
Charlie Joiner, 1976-86	47
9. Paul Lowe, 1960-68	46
Kellen Winslow, 1979-87	45
Chuck Muncie, 1980-84	45

## POINTS SCORED

1. John Carney, 1990-2000.....	1,076
2. LaDainian Tomlinson, 2001-09 .....	918
3. Nate Kaeding, 2004-12.....	889
4. Rolf Benirschke, 1977-86.....	766
5. Antonio Gates, 2003-18.....	700
6. Nick Novak, 2011-14, 17 .....	503
7. Lance Alworth, 1962-70.....	500
8. <b>Cameron Dicker, 2022-25.....</b>	<b>488</b>
9. Austin Ekeler, 2017-23.....	418
10. <b>Keenan Allen, 2013-23, 25.....</b>	<b>388</b>

## FIELD GOALS

1. John Carney, 1990-2000.....	261
2. Nate Kaeding, 2004-12.....	180
3. Rolf Benirschke, 1977-86.....	146
4. <b>Cameron Dicker, 2022-25.....</b>	<b>123</b>
5. Nick Novak, 2011-14, 17 .....	110
6. Dennis Pardee, 1968-75.....	71
7. Michael Badgley, 2018-20.....	52
8. Josh Lambo, 2015-16.....	52
9. George Blair, 1961-64.....	50
10. Steve Christie, 2001-03.....	42

## FIELD GOAL ATTEMPTS

1. John Carney, 1990-2000.....	320
2. Rolf Benirschke, 1977-86.....	208
3. Nate Kaeding, 2004-12.....	207
4. Nick Novak, 2011-14, 17 .....	130
5. <b>Cameron Dicker, 2022-25.....</b>	<b>131</b>
6. Dennis Pardee, 1968-75.....	121
7. George Blair, 1961-64.....	80
8. Ray Wersching, 1973-76.....	68
9. Michael Badgley, 2018-20.....	65
10. Josh Lambo, 2015-16.....	64

## KICKOFF RETURN YARDS

1. Darren Sproles, 2005-10.....	6,469
2. Ronney Jenkins, 2000-02.....	3,997
3. Andre Coleman, 1994-96.....	3,914
4. Leslie "Speedy" Duncan, 1964-70.....	3,386
5. James Brooks, 1981-83.....	2,305
6. Kenny Bynum, 1997-2000.....	2,182
7. Lionel James, 1984-88.....	2,094
8. Nate Lewis, 1990-93.....	2,047
9. Artie Owens, 1976-79.....	1,998
10. Tim Dwight, 2001-04.....	1,876

## KICKOFF RETURN TOUCHDOWNS

1. Andre Coleman, 1994-96.....	4
2. Ronney Jenkins, 2000-02.....	3
3. Darren Sproles, 2005-10.....	2
4. Anthony Miller, 1988-93.....	2
5. Andre Roberts, 2021.....	1
Micheal Spurlock, 2012.....	1
Tim Dwight, 2001-04.....	1
Richard Goodman, 2010-11.....	1
Rodney Harrison, 1994-2002.....	1
Nate Lewis, 1990-93.....	1
Jamie Holland, 1987-89.....	1
Gary Anderson, 1985-88.....	1
Keith Lincoln, 1960-66.....	1

## KICKOFF RETURNS

1. Darren Sproles, 2005-10.....	258
2. Andre Coleman, 1994-96.....	166
3. Ronney Jenkins, 2000-02.....	165
4. Leslie "Speedy" Duncan, 1964-70.....	134
5. Kenny Bynum, 1997-2000.....	107
6. James Brooks, 1981-83.....	105
7. Lionel James, 1984-88.....	99
8. Nate Lewis, 1990-93.....	92
9. Artie Owens, 1976-79.....	88
10. Tim Dwight, 2001-04.....	80

## PUNT RETURN YARDS

1. Mike Fuller, 1975-80.....	2,388
2. Leslie "Speedy" Duncan, 1964-70.....	1,651
3. Darrien Gordon, 1993-94, 96.....	1,407
4. Lionel James, 1984-88.....	1,193
5. Darren Sproles, 2005-10.....	935
6. Eric Parker, 2002-06.....	881
7. <b>Derius Davis, 2023-25.....</b>	<b>686</b>
8. James Brooks, 1981-83.....	565
9. Tim Dwight, 2001-04.....	508
10. Eric Metcalf, 1997.....	489

## PUNT RETURN TOUCHDOWNS

1. Leslie "Speedy" Duncan, 1964-70.....	4
2. Eric Metcalf, 1997.....	3
3. Darrien Gordon, 1993-94, 96.....	3
4. Desmond King, 2017-20.....	2
5. Darren Sproles, 2005-10.....	2
6. Lionel James, 1984-88.....	2
7. Mike Fuller, 1975-80.....	2
8. Ron Smith, 1973.....	2
9. <b>Derius Davis, 2023-25.....</b>	<b>1</b>
Travis Benjamin, 2017-19.....	1
Micheal Spurlock, 2012.....	1
Tim Dwight, 2001-04.....	1
Andre Coleman, 1994-96.....	1
Nate Lewis, 1990-93.....	1
Kitrick Taylor, 1990-91.....	1
Keith Lincoln, 1961-68.....	1

## PUNT RETURNS

1. Mike Fuller, 1975-80.....	212
2. Leslie "Speedy" Duncan, 1964-70.....	138
3. Lionel James, 1984-88.....	124
4. Darren Sproles, 2005-10.....	114
5. Eric Parker, 2002-06.....	105
6. Darrien Gordon, 1993-94, 96.....	103
7. <b>Derius Davis, 2023-25.....</b>	<b>53</b>
8. James Brooks, 1981-83.....	52
9. Desmond King, 2017-20.....	51
10. Tim Dwight, 2001-04.....	46

## SEASONS

1. David Binn, 1994-2010.....	17
2. Philip Rivers, 2004-16.....	16
Antonio Gates, 2003-18.....	16
3. Dan Fouts, 1973-87.....	15
Russ Washington, 1968-82.....	15
6. Doug Wilkerson, 1971-84.....	14
Don Macek, 1976-89.....	14
8. Mike Scifres, 2003-15.....	13
Junior Seau, 1990-2002.....	13
10. <b>Keenan Allen, 2013-23, 25.....</b>	<b>12</b>
Jamal Williams, 1998-2009.....	12

## GAMES PLAYED

1. David Binn, 1994-2010.....	256
2. Antonio Gates, 2003-18.....	236
3. Philip Rivers, 2004-19.....	228
4. Junior Seau, 1990-2002.....	200
Russ Washington, 1968-82.....	200
6. Mike Scifres, 2003-15.....	195
Doug Wilkerson, 1971-84.....	195
8. Dan Fouts, 1973-87.....	181
9. Quentin Jammer, 2002-12.....	172
10. Charlie Joiner, 1976-86.....	164
Woodrow Lowe, 1976-86.....	164



# SINGLE-SEASON TOP-10

## RUSHING YARDS

1.	LaDainian Tomlinson, 2006	1,815
2.	LaDainian Tomlinson, 2002	1,683
3.	LaDainian Tomlinson, 2003	1,645
4.	LaDainian Tomlinson, 2007	1,474
5.	LaDainian Tomlinson, 2005	1,462
6.	Natrone Means, 1994	1,350
7.	LaDainian Tomlinson, 2004	1,335
8.	Ryan Mathews, 2013	1,255
9.	LaDainian Tomlinson, 2001	1,236
10.	Marion Butts, 1990	1,225

## RUSHING TOUCHDOWNS

1.	LaDainian Tomlinson, 2006	28
2.	Chuck Muncie, 1981	19
3.	LaDainian Tomlinson, 2005	18
4.	LaDainian Tomlinson, 2004	17
5.	LaDainian Tomlinson, 2007	15
6.	LaDainian Tomlinson, 2002	14
7.	Austin Ekeler, 2022	13
	LaDainian Tomlinson, 2003	13
8.	Austin Ekeler, 2021	12
	LaDainian Tomlinson, 2009	12
	Natrone Means, 1994	12
	Chuck Muncie, 1983	12
	Clarence Williams, 1979	12

## RUSHING ATTEMPTS

1.	LaDainian Tomlinson, 2002	372
2.	LaDainian Tomlinson, 2006	348
3.	Natrone Means, 1994	343
4.	LaDainian Tomlinson, 2005	339
	LaDainian Tomlinson, 2004	339
	LaDainian Tomlinson, 2001	339
7.	LaDainian Tomlinson, 2007	315
8.	LaDainian Tomlinson, 2003	313
9.	Earnest Jackson, 1984	296
10.	LaDainian Tomlinson, 2008	292

## TOTAL YARDS FROM SCRIMMAGE

1.	LaDainian Tomlinson, 2003	2,370
2.	LaDainian Tomlinson, 2006	2,323
3.	LaDainian Tomlinson, 2002	2,172
4.	LaDainian Tomlinson, 2007	1,949
5.	LaDainian Tomlinson, 2005	1,832
6.	LaDainian Tomlinson, 2004	1,776
7.	Austin Ekeler, 2022	1,637
8.	LaDainian Tomlinson, 2001	1,603
9.	Lance Alworth, 1965	1,590
10.	Natrone Means, 1994	1,585

## PASSING YARDS

1.	Justin Herbert, 2021	5,014
2.	Dan Fouts, 1981	4,802
3.	Philip Rivers, 2015	4,792
4.	Justin Herbert, 2022	4,739
5.	Dan Fouts, 1980	4,715
6.	Philip Rivers, 2010	4,710
7.	Philip Rivers, 2011	4,624
8.	Philip Rivers, 2019	4,615
9.	Philip Rivers, 2017	4,515
10.	Philip Rivers, 2013	4,478

## TOUCHDOWN PASSES

1.	Justin Herbert, 2021	38
2.	Philip Rivers, 2008	34
	Philip Rivers, 2016	33
	Dan Fouts, 1981	33
5.	Philip Rivers, 2018	32
	Philip Rivers, 2013	32
7.	Justin Herbert, 2020	31
	Philip Rivers, 2014	31
9.	Philip Rivers, 2010	30
	Dan Fouts, 1980	30

## PASS ATTEMPTS

1.	Justin Herbert, 2022	699
2.	Justin Herbert, 2021	672
3.	Philip Rivers, 2015	661
4.	Dan Fouts, 1981	609
5.	Justin Herbert, 2020	595
6.	Philip Rivers, 2019	591
7.	Dan Fouts, 1980	589
8.	Philip Rivers, 2011	582
9.	Philip Rivers, 2016	578
10.	Philip Rivers, 2017	575

## PASS COMPLETIONS

1.	Justin Herbert, 2022	477
2.	Justin Herbert, 2021	443
3.	Philip Rivers, 2015	437
4.	Justin Herbert, 2020	396
5.	Philip Rivers, 2019	390
6.	Philip Rivers, 2014	379
7.	Philip Rivers, 2013	378
8.	Philip Rivers, 2011	366
9.	Dan Fouts, 1981	360
	Philip Rivers, 2017	360

## PASSES INTERCEPTED

1.	John Hadl, 1968	32
2.	John Hadl, 1972	26
3.	John Hadl, 1971	25
	Jack Kemp, 1960	25
5.	Dan Fouts, 1980	24
	Dan Fouts, 1979	24
	John Hadl, 1962	24
8.	Dan Fouts, 1986	22
	John Hadl, 1967	22
	Jack Kemp, 1961	22

## RECEIVING YARDS

1.	Lance Alworth, 1965	1,602
2.	Keenan Allen, 2017	1,393
3.	Lance Alworth, 1966	1,383
4.	John Jefferson, 1980	1,340
5.	Lance Alworth, 1968	1,312
6.	Kellen Winslow, 1980	1,290
7.	Anthony Miller, 1989	1,252
8.	Keenan Allen, 2023	1,243
9.	Lance Alworth, 1964	1,235
10.	Tony Martin, 1995	1,224

## RECEIVING TOUCHDOWNS

1.	Tony Martin, 1996	14
	Lance Alworth, 1965	14
3.	Antonio Gates, 2004	13
	John Jefferson, 1980	13
	John Jefferson, 1978	13
	Lance Alworth, 1966	13
	Lance Alworth, 1964	13
8.	Antonio Gates, 2014	12
	Gary Garrison, 1970	12
10.	Lance Alworth, 1963	11

## RECEPTIONS

1.	Keenan Allen, 2023	108
2.	Austin Ekeler, 2022	107
3.	Keenan Allen, 2021	106
4.	Keenan Allen, 2019	104
5.	Keenan Allen, 2017	102
6.	Keenan Allen, 2020	100
	LaDainian Tomlinson, 2003	100
8.	Keenan Allen, 2018	97
9.	Austin Ekeler, 2019	92
10.	Tony Martin, 1995	90

## QUARTERBACK SACKS (since 1982)

1.	Khalil Mack, 2023	17.0
	Shawne Merriman, 2006	17.0
	Leslie O'Neal, 1992	17.0
4.	Lee Williams, 1986	15.0
5.	Lee Williams, 1989	14.0
6.	Leslie O'Neal, 1990	13.5
7.	Marcellus Wiley, 2001	13.0
8.	Joey Bosa, 2017	12.5
	Shawne Merriman, 2007	12.5
	Leslie O'Neal, 1995	12.5
	Leslie O'Neal, 1994	12.5
	Leslie O'Neal, 1989	12.5
	Leslie O'Neal, 1986	12.5

## INTERCEPTIONS

1.	Antonio Cromartie, 2007	10
2.	Charlie McNeil, 1961	9
3.	Ryan McNeil, 2001	8
	Dick Harris, 1963	8
	Claude Gibson, 1962	8
	Bob Zeman, 1961	8
7.	Casey Hayward, 2016	7
	Eric Weddle, 2011	7
	Darren Carrington, 1993	7
	Gill Byrd, 1990	7
	Gill Byrd, 1989	7
	Gill Byrd, 1988	7
	Danny Walters, 1983	7
	Bryant Salter, 1972	7
	Jim Hill, 1969	7
	Leslie "Speedy" Duncan, 1966	7
	Bud Whitehead, 1965	7
	Dick Harris, 1961	7

## INTERCEPTION RETURN YARDS

1.	Charlie McNeil, 1961	349
2.	Stanley Richard, 1994	224
3.	Vencie Glenn, 1987	166
4.	Gill Byrd, 1984	157
5.	Jeff Dale, 1986	153
6.	Darren Carrington, 1992	152
7.	Bob Laraba, 1961	151
8.	Woodrow Lowe, 1979	150
9.	Antonio Cromartie, 2007	144
10.	Dick Harris, 1961	140

## INTERCEPTION TOUCHDOWNS

1.	Dick Harris, 1961	3
2.	Demorrio Williams, 2012	2
	Clinton Hart, 2005	2
	Stanley Richard, 1994	2
	Gill Byrd, 1984	2
	Woodrow Lowe, 1979	2
	Kenny Graham, 1969	2
	Joe Beauchamp, 1968	2
	Bob Laraba, 1961	2
	Charlie McNeil, 1961	2

## TOUCHDOWNS SCORED

1.	LaDainian Tomlinson, 2006	31
2.	Austin Ekeler, 2021	20
	LaDainian Tomlinson, 2005	20
4.	Chuck Muncie, 1981	19
5.	Austin Ekeler, 2022	18
	LaDainian Tomlinson, 2007	18
	LaDainian Tomlinson, 2004	18
8.	LaDainian Tomlinson, 2003	17
9.	LaDainian Tomlinson, 2002	15
	Lance Alworth, 1964	15

## POINTS SCORED

1.	LaDainian Tomlinson, 2006	186
2.	Cameron Dicker, 2024	150
3.	Nate Kaeding, 2009	146
4.	Nick Novak, 2013	144
5.	Nate Kaeding, 2006	136
6.	John Carney, 1994	135
7.	<b>Cameron Dicker, 2025</b>	<b>131</b>
8.	Cameron Dicker, 2023	128
9.	Nate Kaeding, 2008	127
10.	Austin Ekeler, 2021	124
	John Carney, 1993	124

## FIELD GOALS

1.	Cameron Dicker, 2024	39
2.	<b>Cameron Dicker, 2025</b>	<b>34</b>
	Nick Novak, 2013	34
	John Carney, 1994	34
5.	Nate Kaeding, 2009	32
6.	Cameron Dicker, 2023	31
	John Carney, 1999	31
	John Carney, 1993	31
9.	John Carney, 1996	29
10.	Nick Novak, 2011	27
	Nate Kaeding, 2008	27

## FIELD GOAL ATTEMPTS

1.	Cameron Dicker, 2024	42
2.	John Carney, 1993	40
3.	John Carney, 1994	38
4.	Nick Novak, 2013	37
5.	<b>Cameron Dicker, 2025</b>	<b>36</b>
	John Carney, 1999	36
	John Carney, 1996	36
	Rolf Benirschke, 1980	36
9.	Nate Kaeding, 2009	35
10.	Nick Novak, 2011	34

## KICKOFF RETURN YARDS

1.	Ronney Jenkins, 2001	1,541
2.	Ronney Jenkins, 2000	1,531
3.	Darren Sproles, 2005	1,528
4.	Andre Coleman, 1995	1,411
5.	Darren Sproles, 2008	1,376
6.	Darren Sproles, 2009	1,300
7.	Andre Coleman, 1994	1,293
8.	Darren Sproles, 2010	1,257
9.	Tim Dwight, 2004	1,222
10.	Andre Coleman, 1996	1,210

## KICKOFF RETURN TOUCHDOWNS

1.	Ronney Jenkins, 2001	2
	Andre Coleman, 1995	2
	Andre Coleman, 1994	2
4.	Andre Roberts, 2021	1
	Micheal Spurlock, 2012	1
	Richard Goodman, 2011	1
	Darren Sproles, 2008	1
	Darren Sproles, 2007	1
	Tim Dwight, 2004	1
	Ronney Jenkins, 2000	1
	Rodney Harrison, 1997	1
	Nate Lewis, 1991	1
	Anthony Miller, 1989	1
	Jamie Holland, 1988	1
	Anthony Miller, 1988	1
	Gary Anderson, 1985	1
	Keith Lincoln, 1962	1

## KICKOFF RETURNS

1.	Ronney Jenkins, 2000	67
2.	Darren Sproles, 2005	63
3.	Andre Coleman, 1995	62
4.	Ronney Jenkins, 2001	58
5.	Andre Coleman, 1996	55
6.	Darren Sproles, 2009	54
7.	Darren Sproles, 2008	53
8.	Darren Sproles, 2010	51
9.	Tim Dwight, 2004	50
	Leon Johnson, 2003	50

## PUNT RETURN YARDS

1.	Darrien Gordon, 1996	537
2.	Eric Metcalf, 1997	489
3.	Darrien Gordon, 1994	475
4.	Leslie "Speedy" Duncan, 1965	464
5.	Mike Fuller, 1979	448
6.	Mike Fuller, 1978	436
	Mike Fuller, 1976	436
8.	Leslie "Speedy" Duncan, 1967	434
9.	Mike Fuller, 1975	410
10.	Lionel James, 1987	400

## PUNT RETURN TOUCHDOWNS

1.	Eric Metcalf, 1997	3
2.	Darrien Gordon, 1994	2
	Ron Smith, 1973	2
	Leslie "Speedy" Duncan, 1965	2
5.	Derius Davis, 2023	1
	Desmond King, 2019	1
	Desmond King, 2018	1
	Travis Benjamin, 2017	1
	Micheal Spurlock, 2012	1
	Darren Sproles, 2009	1
	Darren Sproles, 2007	1
	Tim Dwight, 2001	1
	Darrien Gordon, 1996	1
	Andre Coleman, 1995	1
	Nate Lewis, 1990	1
	Kitrick Taylor, 1990	1
	Lionel James, 1987	1
	Lionel James, 1984	1
	Mike Fuller, 1977	1
	Mike Fuller, 1975	1
	Leslie "Speedy" Duncan, 1968	1
	Leslie "Speedy" Duncan, 1966	1
	Keith Lincoln, 1961	1

## PUNT RETURNS

1.	Mike Fuller, 1979	46
2.	Eric Metcalf, 1997	45
3.	Mike Fuller, 1978	39
4.	Eric Parker, 2006	37
5.	Darrien Gordon, 1996	36
	Darrien Gordon, 1994	36
	Mike Fuller, 1975	36
	Leslie "Speedy" Duncan, 1967	36
9.	Mike Fuller, 1976	33
10.	Latario Rachal, 1998	32
	Lionel James, 1987	32

# CHARGERS AND OPPONENT 10 LONGEST

## RUNS FROM SCRIMMAGE

### CHARGERS

87t	Melvin Gordon, Oct. 29, 2017 at New England
	Paul Lowe, Sept. 10, 1961 at Dallas Texans
86t	Keith Lincoln, Sept. 30, 1962 at Oakland
85t	LaDainian Tomlinson, Dec. 17, 2006 vs. K.C.
83t	Michael Turner, Dec. 18, 2005 at Indianapolis
80t	Brad Hubbert, Dec. 24, 1967 vs. N.Y. Jets
76t	Keith Lincoln, Oct. 20, 1963 at Kansas City
76	LaDainian Tomlinson, Dec. 1, 2002 vs. Den.
75	Justin Jackson, Oct. 31, 2021 vs. New England
74t	Michael Turner, Oct. 7, 2007 at Denver

### OPPONENT

90t	Colin Kaepernick, Dec. 20, 2014 at S.F.
89t	Kenny King, Oct. 12, 1980 at Oakland
84t	Damien Williams, Dec. 29, 2019 at K.C.
81	Billy Sims, Sept. 30, 1984 vs. Detroit
77	Napoleon Kaufman, Sept. 22, 1996 at Oak.
75t	David Montgomery, Nov. 12, 2023 vs. Detroit
	Dameon Pierce, Oct. 2, 2022 at Houston
74t	Kenneth Walker III, Oct. 23, 2022 vs. Seattle
	Jack Spikes, Sept. 10, 1961 at Dallas Texans
71t	Corey Dillon, Nov. 2, 1997 at Cincinnati

## PASS COMPLETIONS

### CHARGERS

99t	S.Humphries to T.Martin, Sept. 18, 1994 at Sea.
91t	J.Kemp to K.Lincoln, Nov. 12, 1961 at Denver
88t	E.Luther to B.Duckworth, Dec. 3, 1984 vs. Chi.
85t	J.Hadl to L.Alworth, Oct. 17, 1965 at Boston
	T.Rote to L.Alworth, Oct. 6, 1963 at Denver
84t	P.Rivers to A.Ekeler, Dec. 8, 2019 at Jax.
	J.Hadl to G.Garrison, Oct. 5, 1968 at N.Y. Jets
83t	R.Leaf to J.Graham, Nov. 19, 2000 at Denver
82t	T.Rote to L.Alworth, Dec. 6, 1964 vs. N.Y. Jets
81t	P.Rivers to D.Sproles, Sept. 20, 2009 vs. Bal.
	D.Fouts to C.Joiner, Oct. 17, 1976 vs. Hou. Oilers

### OPPONENT

99t	T.Green to M.Boerigter, Dec. 22, 2002 at K.C.
98t	J.Lee to W.Dewveall, Nov. 25, 1962 at Hou. Oilers
96t	J.Montana to J.Rice, Nov. 27, 1988 vs. S.F.
93t	C.Morton to S.Watson, Sept. 27, 1981 at Denver
90t	S.DeBerg to J.Birden, Nov. 18, 1990 at K.C.
	C.Davidson to D.Dorsey, Dec. 2, 1962 vs. Oak.
89t	N.O'Donnell to D.Stone, Sept. 1, 1991 at Pit.
87t	D.Carr to A.Cooper, Dec. 31, 2017 vs. Oak.
	J.Namath to D.Maynard, Nov. 24, 1968 vs. N.Y. Jets
	F.Tripucka to A.Frazier, Nov. 12, 1961 at Den.

## FIELD GOALS

### CHARGERS

59	Cameron Dicker, Nov. 9, 2025 vs. Pittsburgh
	Cameron Dicker, Oct. 21, 2024 at Arizona
	Michael Badgley, Dec. 9, 2018 vs. Cincinnati
57	Cameron Dicker, Dec. 19, 2024 vs. Denver
	Nate Kaeding, Dec. 21, 2008 at Tampa Bay
56	Cameron Dicer, Nov. 30, 2025 vs. Las Vegas
55	Cameron Dicker, Oct. 5, 2025 vs. Washington
	Cameron Dicker, Nov. 6, 2023 at N.Y. Jets
	Cameron Dicker, Oct. 22, 2023 at Kansas City
	Nate Kaeding, Nov. 29, 2009 vs. Kansas City

### OPPONENT

61	Brandon McManus, Jan. 2, 2022 vs. Denver
59	Chris Boswell, Nov. 9, 2025 vs. Pittsburgh
	Harrison Butker, Sept. 5, 2025 vs. K.C. in São Paulo
58	Harrison Butker, Sept. 20, 2020 vs. K.C. (OT)
	Harrison Butker, Sept. 20, 2020 vs. K.C. (OT)
	Dan Miller, Dec. 26, 1982 vs. Baltimore Colts
56	Greg Zuerlein, Sept. 19, 2021 vs. Dallas
	Justin Tucker, Dec. 22, 2018 vs. Baltimore
	Sebastian Janikowski, Oct. 9, 2016 at Oakland
55	Wi Lutz, Dec. 19, 2024 vs. Denver
	Jason Sanders, Dec. 11, 2022 vs. Miami
	Daniel Carlson, Dec. 4, 2022 at Las Vegas
	Daniel Carlson, Sept. 11, 2022 vs. Las Vegas
	Jason Elam, Nov. 7, 1999 vs. Denver
	Gary Anderson, Nov. 25, 1984 at Pittsburgh
	George Blanda, Dec. 3, 1961 vs. Houston Oilers

## PUNTS

### CHARGERS

83	JK Scott, Dec. 10, 2023 vs. Denver
82	Paul Maguire, Nov. 19, 1961 vs. Dallas Texans
73	Dennis Partee, Oct. 17, 1971 at Denver
72	Mike Scifres, Sept. 21, 2014 at Buffalo
71	Mike Scifres, Nov. 10, 2011 vs. Oakland
	Mike Scifres, Oct. 1, 2006 at Baltimore
	Mike Scifres, Dec. 4, 2005 vs. Oakland
	Maury Buford, Sept. 12, 1982 at Denver
	John Hadl, Nov. 8, 1964 at Denver
70	Mike Scifres, Nov. 25, 2007 vs. Baltimore

### OPPONENT

81	Dustin Colquitt, Dec. 2, 2007 at Kansas City
79	Drew Butler, Dec. 9, 2012 at Pittsburgh
77	Greg Montgomery, Sept. 19, 1993 vs. Hou. Oilers
75	Kevin Huber, Dec. 1, 2013 vs. Cincinnati
74	Tommy Townsend, Sept. 15, 2022 at Kansas City
	Bob Grupp, Nov. 4, 1979 at Kansas City
73	Shane Lechler, Sept. 28, 2003 vs. Oakland
72	Ryan Plackemeier, Dec. 24, 2006 at Seattle
	Chris Gardocki, Oct. 26, 1997 vs. Indianapolis
	Bob Scarpitto, Oct. 22, 1967 at Denver
	Jerrel Wilson, Sept. 29, 1963 vs. Kansas City

## INTERCEPTION RETURNS

### CHARGERS

103t	Vencie Glenn, Nov. 29, 1987 vs. Denver
102t	Donald Frank, Oct. 31, 1993 at L.A. Raiders
100t	Leslie "Speedy" Duncan, Oct. 15, 1967 vs. K.C.
99t	Shaun Gayle, Dec. 23, 1995 at N.Y. Giants
	Stanley Richard, Sept. 4, 1994 at Denver
	Gill Byrd, Oct. 4, 1984 at Kansas City
90t	Desmond King, Nov. 23, 2017 at Dallas
	Jahleel Addae, Jan. 1, 2017 vs. Kansas City
86	Trevor Williams, Sept. 30, 2018 vs. S.F.
83t	Willie Clark, Sept. 22, 1996 at Oakland

### OPPONENT

102t	Louis Breeden, Nov. 8, 1981 vs. Cincinnati
99t	Jaylen Watson, Sept. 15, 2022 at Kansas City
	Janoris Jenkins, Nov. 23, 2014 vs. St. Louis
	Kevin Ross, Sept. 6, 1992 vs. Kansas City
96t	Ray Griffin, Nov. 11, 1979 at Cincinnati
	Bashaad Breeland, Dec. 10, 2017 vs. Was.
91t	Chad Greenway, Sept. 27, 2015 at Minnesota
	Fred Williamson, Sept. 30, 1962 at Oakland
90t	Leroy Butler, Sept. 15, 1996 at Green Bay
	Deion Sanders, Dec. 11, 1994 vs. S.F.
87t	Mark McMillian, Dec. 14, 1997 vs. K.C.

## KICKOFF RETURNS

### CHARGERS

105t	Richard Goodman, Jan. 1, 2012 at Oakland
103t	Darren Sproles, Sept. 14, 2008 at Denver
	Keith Lincoln, Sept. 16, 1962 vs. Titans of N.Y.
101t	Andre Roberts, Jan. 2, 2022 vs. Denver
99t	Micheal Spurlock, Dec. 30, 2012 vs. Oakland
98t	Gary Anderson, Nov. 17, 1985 at Denver
95t	Nate Lewis, Nov. 17, 1991 vs. New Orleans
94t	Jamie Holland, Dec. 18, 1988 vs. Kansas City
93t	Ronney Jenkins, Nov. 18, 2001 at Oakland
	Ronney Jenkins, Sept. 10, 2000 vs. N.O.
	Anthony Miller, Nov. 20, 1988 at L.A. Rams

### OPPONENT

104t	Mecole Hardman, Dec. 29, 2019 at K.C.
	Ira Mathews, Oct. 25, 1979 at Oakland
103t	Percy Harvin, Sept. 11, 2011 vs. Minnesota
101t	Leon Washington, Sept. 26, 2010 at Seattle
	Brian Mitchell, Dec. 6, 1998 at Washington
99t	Leon Washington, Sept. 26, 2010 at Seattle
	Byron Hanspard, Dec. 7, 1997 vs. Atlanta
98t	Will Blackwell, Dec. 24, 2000 vs. Pittsburgh
97t	Cassius Vaughn, Jan. 2, 2011 at Denver
	Tim Brown, Sept. 4, 1988 at L.A. Raiders

## PUNT RETURNS

### CHARGERS

95t Leslie "Speedy" Duncan, Nov. 24, 1968 vs. NYJ  
90t Darrien Gordon, Sept. 25, 1994 at L.A. Raiders  
88t Andre Coleman, Sept. 17, 1995 at Philadelphia  
Mike Fuller, Oct. 9, 1977 at New Orleans  
87t Derius Davis, Nov. 6, 2023 at N.Y. Jets  
85t Eric Metcalf, Nov. 2, 1997 at Cincinnati  
84t Tim Dwight, Sept. 9, 2001 vs. Washington  
Ron Smith, Nov. 18, 1973 vs. New Orleans  
83t Eric Metcalf, Nov. 30, 1997 vs. Denver  
82t Paul Lowe, Oct. 7, 1961 at Boston

### OPPONENT

95t Tyreek Hill, Jan. 1, 2017 vs. Kansas City  
94t Dexter McCluster, Sept. 13, 2010 at K.C.  
92t Rick Upchurch, Oct. 3, 1976 at Denver  
91t Tyreek Hill, Sept. 9, 2018 vs. Kansas City  
86t Tamarick Vanover, Oct. 9, 1995 at Kansas City  
82t George Atkinson, Oct. 13, 1968 at Oakland  
82 Ray Buchanan, Nov. 3, 1996 at Indianapolis  
81 Dennis Northcutt, Nov. 5, 2006 vs. Cleveland  
80t Phillip Buchanon, Dec. 28, 2003 vs. Oakland  
79t Lemar Parrish, Dec. 6, 1970 vs. Cincinnati

## FUMBLE RETURNS

### CHARGERS

86t Eric Weddle, Nov. 30, 2008 vs. Atlanta  
82t Donnie Edwards, Nov. 10, 2002 at St. Louis  
81t Vencie Glenn, Oct. 22, 1989 vs. N.Y. Giants  
79t Marlon McCree, Oct. 29, 2006 vs. St. Louis  
78t Paul Bradford, Nov. 23, 1997 at San Francisco  
75t Keith Browner (25 yds.) lateral to  
Sam Seale(50 yds.), Nov. 20, 1988  
at L.A. Rams  
61t Tevaughn Campbell, Dec. 5, 2021 at Cincinnati  
Caraun Reid, Sept. 25, 2016 at Indianapolis  
58t Rick Redman, Oct. 2, 1966 vs. Miami  
53t Darrell Stuckey, Dec. 7, 2014 vs. New England  
53 Henry Rolling, Oct. 6, 1991 at L.A. Raiders

### OPPONENT

97t Mike Edwards, Jan. 7, 2024 vs. Kansas City  
68 A.J. Duhe, Oct. 15, 1978 vs. Miami  
65t Tony Carter, Oct. 15, 2012 vs. Denver  
64t Tyvon Branch, Oct. 10, 2010 at Oakland  
63t Joey Browner, Sept. 2, 1984 at Minnesota  
63 Rob Ninkovich, Oct. 24, 2010 vs. N.E.  
62 Carlton Gray, Oct. 27, 1996 at Seattle  
59t George Atkinson, Nov. 25, 1973 at Oakland  
57t Tyreek Hill, Dec. 11, 2022 vs. Miami  
56t Ifeadi Odenigbo, Dec. 15, 2019 vs. Minnesota

## BLOCKED PUNT RETURNS

### CHARGERS

35t Bob Zeman, Oct. 7, 1961 at Boston  
21t Derrie Nelson, Nov. 13, 1983 vs. Dallas  
19 Pete Lazetich, Sept. 24, 1972 vs. Denver  
5 Gene Selawski, Oct. 22, 1961 at Oakland  
4 Wayne Davis, Nov. 17, 1985 at Denver  
3 Steve Heiden, Dec. 17, 2000 at Carolina  
0t Jacob Hester, Oct. 25, 2009 at Kansas City  
Darryll Lewis, Sept. 26, 1999 vs. Indianapolis  
0s Carlos Polk, Sept. 22, 2002 at Arizona  
0 Corey Lynch, Sept. 10, 2012 at Oakland

### OPPONENT

37t Frank Warren, Nov. 17, 1991 vs. New Orleans  
29t Adam Hayward, Nov. 11, 2012 at Tampa Bay  
16 Randy McClanahan, Sept. 18, 1977 at Oak.  
15 Walt Landers, Sept. 24, 1978 vs. Green Bay  
14 Glen Cadrez, Oct. 13, 2002 vs. Kansas City  
9 Tyrone Braxton, Oct. 2, 1988 vs. Denver  
5t Hiram Eugene, Oct. 10, 2010 at Oakland  
2t Jerry Robinson, Nov. 20, 1986 vs. L.A. Raiders  
0s Nick Schommer, Oct. 31, 2010 vs. Tennessee  
Rock Cartwright, Oct. 10, 2010 at Oakland

## BLOCKED FIELD GOAL RETURNS

### CHARGERS

72t Leslie "Speedy" Duncan, Nov. 23, 1967 vs. Den.  
35 Tom Day, Oct. 15, 1967 vs. Kansas City  
28 Jim Tolbert, Nov. 15, 1971 vs. St. Louis  
27 Kenny Graham, Nov. 15, 1964 at Kansas City  
25 Jeff Staggs, Oct. 25, 1970 vs. Houston Oilers

### OPPONENT

66 Tommy Casanova, Sept. 22, 1974 at Cin.  
65t Matt Ware, Oct. 23, 2005 at Philadelphia  
60 Louis Wright, Nov. 17, 1985 at Denver  
54t Doug Evans, Dec. 17, 2000 at Carolina  
44t Devin McCourty, Dec. 6, 2020 vs. N.E.  
42t Ray McElroy, Oct. 26, 1997 vs. Indianapolis  
28 John Barmlett, Nov. 27, 1966 vs. Denver  
17 Charlie West, Dec. 5, 1971 vs. Minnesota  
Mike Statton, Oct. 1, 1967 vs. Buffalo  
16 Daniel Thomas, Oct. 25, 2020 vs. Jax.  
Fletcher Smith, Oct. 15, 1967 vs. Kansas City

## MISSED FIELD GOAL RETURNS

### CHARGERS

109t Antonio Cromartie, Nov. 4, 2007 at Min.



# INDIVIDUAL POSTSEASON RECORDS

\*NFL Record

## SCORING

### Most Points, Career

- 42 Nate Kaeding, 2004-09
- 37 Rolf Benirschke, 1977-86
- 30 John Carney, 1990-2000

### Most Points, Game

- 15 Michael Badgley, AFC Wild Card, Jan. 6, 2019, at Baltimore
- 12 (10x) Last: Cameron Dicker and Austin Ekeler, AFC Wild Card, Jan. 14, 2023 at Jax.
- 11 Rolf Benirschke, AFC Divisional, Jan. 2, 1982 at Miami

### Most Touchdowns, Career

- 4 Darren Sproles, 2005-09
- LaDainian Tomlinson, 2001-09
- Kellen Winslow, 1979-87
- Charlie Joiner, 1976-86
- 3 (4x) Last: Keenan Allen, 2013-23
- 2 (8x) Last: Austin Ekeler, 2017-23

### Most Touchdowns, Game

- 2 (8x) Last: Austin Ekeler, AFC Wild Card Jan. 14, 2023 at Jacksonville
- 1 (54x) Last: Ladd McConkey, AFC Wild Card Jan. 11, 2025 at Houston

### Most Points After Touchdown, Career

- 18 Nate Kaeding, 2004-09
- 16 Rolf Benirschke, 1977-86
- 9 John Carney, 1990-2000

### Most Points After Touchdown, Game

- 6 George Blair, AFL Championship, Jan. 5, 1964 vs. Boston
- 5 Rolf Benirschke, AFC Divisional, Jan. 2, 1982 at Miami
- 4 (2x) Last: Nate Kaeding, AFC Divisional, Jan. 13, 2008 at Indianapolis

### Most Two-Point Conversions, Game

- 1 (4x) Last: Keenan Allen, AFC Divisional, Jan. 13, 2019 at New England

## FIELD GOALS

### Most, Career

- 8 Nate Kaeding, 2004-09
- 7 John Carney, 1990-2000
- Rolf Benirschke, 1977-86
- 5 Cameron Dicker, 2022-24
- Michael Badgley, 2018-20

### Most, Game

- 5 Michael Badgley, AFC Wild Card, Jan. 6, 2019 at Baltimore
- 4 Nate Kaeding, AFC Championship, Jan. 20, 2008 at New England
- 3 Cameron Dicker, AFC Wild Card, Jan. 14, 2023 at Jacksonville
- Ben Agajanian, AFL Championship, Jan. 1, 1961 vs. Houston Oilers

### Longest

- 54 John Carney, AFC Wild Card, Dec. 31, 1995 vs. Indianapolis
- 53 Michael Badgley, AFC Wild Card, Jan. 6, 2019 at Baltimore
- 50 Cameron Dicker, AFC Wild Card, Jan. 14, 2023 at Jacksonville

## RUSHING

### Most Attempts, Career

- 110 Chuck Muncie, 1980-84
- 96 LaDainian Tomlinson, 2001-09
- 63 Natrone Means, 1993-95, 98-99

### Most Attempts, Game

- 26 LaDainian Tomlinson, AFC Wild Card, Jan. 8, 2005 vs. New York Jets
- 25 Chuck Muncie, AFC First Round, Jan. 9, 1983 at Pittsburgh
- 24 Natrone Means, AFC Divisional, Jan. 8, 1995 vs. Miami
- Chuck Muncie, AFC Divisional, Jan. 2, 1982 at Miami

### Most Yards, Career

- 516 Chuck Muncie, 1980-84
- 380 Paul Lowe, 1960-68
- 327 LaDainian Tomlinson, 2001-09

### Most Yards, Game

- 206 Keith Lincoln, AFL Championship, Jan. 5, 1964 vs. Boston
- 165 Paul Lowe, AFL Championship, Jan. 1, 1961 at Houston Oilers
- 139 Natrone Means, AFC Divisional, Jan. 8, 1995 vs. Miami

### Most Touchdowns, Career

- 4 LaDainian Tomlinson, 2001-09
- 3 Chuck Muncie, 1980-84
- 2 (6x) Last: Austin Ekeler, 2017-23

### Most Touchdowns, Game

- 2 Austin Ekeler, AFC Wild Card, Jan. 14, 2023 at Jacksonville
- Darren Sproles, AFC Wild Card, Jan. 3, 2009 vs. Indianapolis
- LaDainian Tomlinson, AFC Divisional, Jan. 14, 2007 vs. New England
- 1 (24x) Last: Melvin Gordon, AFC Divisional, Jan. 13, 2019 at New England

### Longest Run

- 67t Keith Lincoln, AFL Championship, Jan. 5, 1964 vs. Boston
- 58t Ronnie Brown, AFC Wild Card, Jan. 5, 2014 at Cincinnati
- Paul Lowe, AFL Championship, Jan. 5, 1964 vs. Boston
- 56t Keith Lincoln, AFL Championship, Jan. 5, 1964 vs. Boston

## PASSING

### Most Attempts, Career

- 355 Philip Rivers 2004-19
- 286 Dan Fouts 1973-87
- 228 Stan Humphries 1992-97

### Most Attempts, Game

- 53 Dan Fouts, AFC Divisional, Jan. 2, 1982 at Miami (OT)
- 51 Philip Rivers, AFC Divisional, Jan. 13, 2019 at New England
- 49 Stan Humphries, Super Bowl XXIX, Jan. 29, 1995 vs. San Francisco

### Most Completions, Career

- 211 Philip Rivers, 2004-19
- 159 Dan Fouts, 1973-87
- 118 Stan Humphries, 1992-97

### Most Completions, Game

- 33 Dan Fouts, AFC Divisional, Jan. 2, 1982 at Miami (OT)
- 31 Drew Brees, AFC Wild Card, Jan. 8, 2005 vs. New York Jets
- 28 Stan Humphries, AFC Wild Card, Dec. 31, 1995 vs. Indianapolis

### Highest Completion Pct., Career (min. 40 att.)

- 73.8 Drew Brees, 2001-04
- 59.4 Philip Rivers, 2004-19
- 55.6 Dan Fouts, 1973-87

### Highest Completion Pct, Game (min. 10 att.)

- 75.0 Philip Rivers, AFC Wild Card, Jan. 5, 2014 at Cincinnati
- 73.8 Drew Brees, AFC Wild Card, Jan. 8, 2005 vs. New York Jets
- 73.7 Philip Rivers, AFC Divisional, Jan. 13, 2008 at Indianapolis

### Most Yards, Career

- 2,656 Philip Rivers, 2004-19
- 2,125 Dan Fouts, 1973-87
- 1,347 Stan Humphries, 1992-97

### Most Yards, Game

- 433 Dan Fouts, AFC Divisional, Jan. 2, 1982 at Miami (OT)
- 336 Dan Fouts, AFC Championship, Jan. 11, 1981 vs. Oakland
- 333 Dan Fouts, AFC First Round, Jan. 9, 1983 at Pittsburgh

### Most Touchdowns, Career

- 14 Philip Rivers, 2004-19
- 12 Dan Fouts, 1973-87
- 6 Stan Humphries, 1992-97

### Most Touchdowns, Game

- 3 (5x) Last: Philip Rivers, AFC Divisional, Jan. 13, 2019 at New England
- 2 (6x) Last: Philip Rivers, AFC Divisional, Jan. 12, 2014 at Denver
- 1 (11x) Last: Justin Herbert, AFC Wild Card, Jan. 11, 2025 at Houston

### Highest Passer Rating, Career (min. 40 att.)

- 101.2 Drew Brees, 2001-04
- 84.2 Philip Rivers, 2004-19
- 76.4 Tobin Rote, 1963-64

### Highest Passer Rating, Game (min. 10 att.)

- 145.3 Tobin Rote, AFL Championship, Jan. 5, 1964 vs. Boston
- 133.2 Philip Rivers, AFC Divisional, Jan. 13, 2008 at Indianapolis
- 132.1 John Hadl, AFL Championship, Jan. 5, 1964 vs. Boston

### Most Games 300 Yards or More, Career

- 5 Dan Fouts, 1973-87
- 2 Philip Rivers, 2004-19
- 1 Drew Brees, 2001-04

### Most Games 400 Yards or More, Career

- 1 Dan Fouts, 1973-87

### Longest Completion

- 86t Justin Herbert, AFC Wild Card, Jan. 11, 2025 at Houston
- 62t Philip Rivers, AFC Divisional, Jan. 11, 2009 at Pittsburgh
- 58 Philip Rivers, AFC Divisional, Jan. 14, 2007 vs. New England

### Most Interceptions, Career

- 16 Dan Fouts, 1973-87
- 13 Stan Humphries, 1992-97
- 10 Philip Rivers, 2004-19

### Most Interceptions, Game

- 5 Dan Fouts, AFC Second Round, Jan. 16, 1983 at Miami
- Dan Fouts, AFC Divisional, Dec. 29, 1979 vs. Houston Oilers
- 4 (4x) Last: Justin Herbert, AFC Wild Card, Jan. 11, 2025 at Houston
- 2 (9x) Last: Philip Rivers, AFC Divisional, Jan. 17, 2010 vs. New York Jets

## RECEIVING

### Most Receptions, Career

- 51 Antonio Gates, 2003-18
- 39 Ronnie Harmon, 1990-95
- 30 Charlie Joiner, 1976-86

### Most Receptions, Game

- 13 Kellen Winslow, AFC Divisional, Jan. 2, 1982 at Miami (OT)
- 10 Ronnie Harmon, AFC Wild Card, Dec. 31, 1995 vs. Indianapolis
- 9 (5x) Last: Ladd McConkey, AFC Wild Card, Jan. 11, 2025 at Houston

### Most Yards, Career

- 540 Antonio Gates, 2003-18
- 539 Charlie Joiner, 1976-86
- 503 Vincent Jackson, 2005-09

### Most Yards, Game

- 197 Ladd McConkey, AFC Wild Card, Jan. 11, 2025 at Houston
- 166 Kellen Winslow, AFC Divisional, Jan. 2, 1982 at Miami (OT)
- 142 Keenan Allen, AFC Divisional, Jan. 12, 2014 at Denver

### Most Touchdowns, Career

- 4 Kellen Winslow, 1979-87
- Charlie Joiner, 1976-86
- 3 Keenan Allen, 2013-22
- Vincent Jackson, 2005-11
- 2 (5x) Last: Antonio Gates, 2003-18

### Most Touchdowns, Game

- 2 (4x) Last: Keenan Allen, AFC Divisional, Jan. 12, 2014 at Denver
- 1 (32x) Last: Ladd McConkey, AFC Wild Card, Jan. 11, 2025 at Houston

## SCRIMMAGE YARDS

### Most, Career

- 644 Chuck Muncie, 1980-84
- 540 Antonio Gates, 2003-18
- 539 Charlie Joiner, 1976-86

### Most, Game

- 329 Keith Lincoln, AFL Championship, Jan. 5, 1964 vs. Boston
- 197 Ladd McConkey, AFC Wild Card, Jan. 11, 2025 at Houston
- 187 LaDainian Tomlinson, AFC Divisional, Jan. 14, 2007 vs. New England

## INTERCEPTIONS

### Most Interceptions, Career

- 3 Asante Samuel, 2020-24
- Drayton Florence, 2003-07
- Glen Edwards, 1978-81
- 2 (5x) Last: Quentin Jammer, 2002-09
- 1 (22x) Last: Deane Leonard, 2022-24

### Most Interceptions, Game

- 3 Asante Samuel, AFC Wild Card, Jan. 14, 2023 at Jacksonville
- 2 (4x) Last: Glen Edwards, AFC Divisional, Jan. 3, 1981 vs. Buffalo
- 1 (30x) Last: Deane Leonard, AFC Wild Card, Jan. 11, 2025 at Houston

### Most Interception Return Yards, Career

- 62 Glen Edwards, 1978-81
- 45 Bud Whitehead, 1961-68
- 40 Darren Carrington, 1991-94

### Most Interception Return Yards, Game

- 45 Bud Whitehead, AFL Championship, Dec. 24, 1961 vs. Houston Oilers
- 40 Darren Carrington, AFC Wild Card, Jan. 12, 1993 vs. Kansas City
- 35 Bruce Laird, AFC First Round, Jan. 9, 1983 at Pittsburgh
- Glen Edwards, AFC Divisional, Jan. 2, 1982 at Miami (OT)

## Longest Interception Return

- 40 Darren Carrington, AFC Wild Card, Jan. 12, 1993 vs. Kansas City
- 30 Shareece Wright, AFC Wild Card, Jan. 5, 2014 at Cincinnati
- Antonio Cromartie, AFC Divisional, Jan. 13, 2008 at Indianapolis
- 24 Quentin Jammer, AFC Divisional, Jan. 17, 2010 vs. New York Jets

## SACKS

### Most, Career (since 1982)

- 3.0 Khalil Mack, 2022-24
- Shawn Lee, 1992-95
- 2.5 Leslie O'Neal, 1992-95
- 2.0 Joey Bosa, 2016-24
- Melvin Ingram, 2012-20
- Eric Weddle, 2007-15
- Luis Castillo, 2005-11
- Shawne Merriman, 2005-10
- Raylee Johnson, 1993-2003
- Burt Grossman, 1989-93

### Most, Game (since 1982)

- 2.5 Leslie O'Neal, AFC Wild Card, Jan. 2, 1993 vs. Kansas City
- 2.0 (7x) Last: Khalil Mack, AFC Wild Card, Jan. 11, 2025 at Houston
- 1.5 Steve Foley, AFC Wild Card, Jan. 8, 2005 vs. New York Jets

## PUNTING

### Most Punts, Career

- 52 Mike Scifres, 2003-13
- 13 John Kidd, 1990-94
- 11 Donnie Jones, 2018
- Bryan Wagner, 1994

### Most Punts, Game

- 7 Mike Scifres, AFC Divisional, Jan. 14, 2007 vs. New England
- John Kidd, AFC Divisional, Jan. 10, 1993 at Miami
- 6 (7x) Last: Donnie Jones, AFC Divisional, Jan. 13, 2019 at New England
- 5 (8x) Last: JK Scott, AFC Wild Card, Jan. 11, 2025 at Houston

### Most Yards, Career

- 2,330 Mike Scifres, 2003-13
- 587 John Kidd, 1990-94
- 474 Bryan Wagner, 1994

### Most Yards, Game

- 324 John Kidd, AFC Divisional, Jan. 10, 1993 at Miami
- 316 Mike Scifres, AFC Wild Card, Jan. 3, 2009 vs. Indianapolis (OT)
- 297 Mike Scifres, AFC Wild Card, Jan. 17, 2010 vs. New York Jets

### Longest Punt

- 67 Mike Scifres, AFC Wild Card, Jan. 3, 2009 vs. Indianapolis (OT)
- 66 Mike Scifres, AFC Divisional, Jan. 13, 2008 at Indianapolis
- 65 Darren Bennett, AFC Wild Card, Dec. 31, 1995 vs. Indianapolis

### Highest, Career (minimum 5 punts)

- 45.2 John Kidd, 1990-94
- 44.8 Mike Scifres, 2003-13
- 43.9 John Hadl, 1962-72

### Highest, Game (minimum 2 punts)

- 59.0 Mike Scifres, AFC Divisional, Jan. 13, 2008 at Indianapolis
- 54.5 Darren Bennett, AFC Wild Card, Dec. 31, 1995 vs. Indianapolis
- 52.7 Mike Scifres, AFC Wild Card, Jan. 3, 2009 vs. Indianapolis (OT)

## PUNT RETURNS

### Most Returns, Career

- 12 Darren Sproles, 2005-09
- 8 Mike Fuller, 1975-80
- 7 Eric Parker, 2002-06

### Most Returns, Game

- 5 Eric Parker, AFC Divisional, Jan. 14, 2007 vs. New England
- 4 (2x) Last: Desmond King, AFC Wild Card, Jan. 6, 2019 at Baltimore
- 3 (6x) Last: Darren Sproles, AFC Wild Card, Jan. 3, 2009 vs. Indianapolis (OT)

### Most Yards, Career

- 107 Darren Sproles, 2005-09
- 99 Mike Fuller, 1975-80
- 63 Wes Chandler, 1981-87

### Most Yards, Game

- 72 Darren Sproles, AFC Wild Card, Jan. 3, 2009 vs. Indianapolis (OT)
- 56 Wes Chandler, AFC Divisional, Jan. 2, 1982 at Miami (OT)
- 46 Desmond King, AFC Wild Card, Jan. 6, 2019 at Baltimore

### Longest Return

- 56t Wes Chandler, AFC Divisional, Jan. 2, 1982 at Miami (OT)
- 33 Desmond King, AFC Wild Card, Jan. 6, 2019 at Baltimore

### Most Touchdowns, Career

- 1 Wes Chandler, 1981-87

## KICKOFF RETURNS

### Most Returns, Career

- 21 Darren Sproles, 2005-09
- 19 Andre Coleman, 1994-96
- 17 James Brooks, 1981-83

### Most Returns, Game

- 8 Andre Coleman, Super Bowl XXIX, Jan. 29, 1995 vs. San Francisco
- 6 Andre Coleman, AFC Wild Card, Dec. 31, 1995 vs. Indianapolis
- 5 (6x) Last: Desmond King, AFC Divisional, Jan. 13, 2019 at New England

### Most Yards, Career

- 537 Darren Sproles, 2005-09
- 483 Andre Coleman, 1994-96
- 283 James Brooks, 1981-83

### Most Yards, Game

- 244 Andre Coleman, Super Bowl XXIX, Jan. 29, 1995 vs. San Francisco
- 164 Darren Sproles, AFC Divisional, Jan. 11, 2009 at Pittsburgh
- 147 Leslie "Speedy" Duncan, AFL Championship, Dec. 26, 1964 at Buffalo

### Longest Return

- 98t Andre Coleman, Super Bowl XXIX, Jan. 29, 1995 vs. San Francisco
- 72 Desmond King, AFC Wild Card, Jan. 6, 2019 at Baltimore
- 63 Darren Sproles, AFC Divisional, Jan. 11, 2009 at Pittsburgh

### Most Touchdowns, Career

- 1 Andre Coleman, 1994-96

## SERVICE

### Most Games

- 12 Antonio Gates, 2003-18
- David Binn, 1994-2010
- 11 Philip Rivers, 2004-19
- 10 Nick Hardwick, 2004-13
- Mike Scifres, 2004-13

# TEAM POSTSEASON RECORDS

\*NFL Record

## POINTS

### Most, Quarter

- 24 AFC Divisional, Jan. 2, 1982 at Miami (1st Q)
- 21 AFL Championship,  
Jan. 5, 1964 vs. Boston (1st Q)
- 17 AFC Wild Card, Jan. 14, 2023 at Jax. (1st Q)
- AFC Divisional, Jan. 12, 2014 at Den. (4th Q)

### Most, Quarter, Opponent

- 21 AFC Divisional,  
Jan. 13, 2019 at New England (2nd Q)
- AFC Divisional, Jan. 10, 1993 at Mia. (2nd Q)
- AFC Championship,  
Jan. 11, 1981 vs. Oakland (1st Q)
- 20 AFC Second Round,  
Jan. 16, 1983 at Miami (2nd Q)
- 14 (11x) Last: AFC Wild Card, Jan. 6, 2019 at Bal.

### Most Quarter, Both Teams

- 33 AFC Second Round,  
Jan. 16, 1983 at Miami (2nd Q)
- 28 (4x) Last: AFC Divisional,  
Jan. 11, 2009 at Pittsburgh (4th Q)
- 25 AFC Wild Card, Jan. 6, 2019 at Bal. (4th Q)

### Most, Game

- 51 AFL Championship, Jan. 5, 1964 vs. Boston
- 41 AFC Divisional, Jan. 2, 1982 at Miami (OT)
- 31 AFC First Round, Jan. 9, 1983 at Pittsburgh

### Most, Game, Opponent

- 49 Super Bowl XXIX, Jan. 29, 1995 vs. S.F.
- 41 AFC Divisional, Jan. 13, 2019 at New England
- 38 AFC Divisional, Jan. 2, 1982 at Miami (OT)

### Most, Game, Both Teams

- 79 AFC Divisional, Jan. 2, 1982 at Miami (OT)
- 75 Super Bowl XXIX, Jan. 29, 1995 vs. S.F.
- 69 AFC Divisional, Jan. 13, 2019 at New England

### Fewest, Game

- 0 AFC Divisional, Jan. 10, 1993 at Miami
- AFL Championship, Dec. 26, 1965 vs. Buffalo
- 3 AFL Championship,  
Dec. 24, 1961 vs. Houston Oilers
- 7 AFC Championship,  
Jan. 10, 1982 at Cincinnati
- AFL Championship, Dec. 26, 1964 at Buffalo

### Fewest, Game, Opponent

- 0 AFC Wild Card, Jan. 2, 1993 vs. Kansas City
- 6 AFC Wild Card, Jan. 6, 2008 vs. Tennessee
- 10 (3x) Last: AFC Wild Card,  
Jan. 5, 2014 at Cincinnati

### Fewest, Game, Both Teams

- 13 AFL Championship,  
Dec. 24, 1961 vs. Houston Oilers
- 17 AFC Wild Card, Jan. 2, 1993 vs. Kansas City
- 23 (2x) Last: AFC Wild Card,  
Jan. 6, 2008 vs. Tennessee

## TOUCHDOWNS

### Most, Game

- 7 AFL Championship, Jan. 5, 1964 vs. Boston
- 5 AFC Divisional, Jan. 2, 1982 at Miami (OT)
- 4 (3x) Last: AFC Divisional,  
Jan. 13, 2019 at New England

### Most, Game, Opponent

- 7 Super Bowl XXIX, Jan. 29, 1995 vs. S.F.
- 5 (4x) Last: AFC Divisional,  
Jan. 13, 2019 at New England
- 4 (5x) Last: AFC Wild Card,  
Jan. 14, 2023 at Jacksonville

### Most, Game, Both Teams

- 10 Super Bowl XXIX, Jan. 29, 1995 vs. S.F.
- AFC Divisional, Jan. 2, 1982 at Miami (OT)
- 9 AFC Divisional, Jan. 13, 2019 at New England
- 8 (3x) Last: AFC Divisional,  
Jan. 11, 2009 at Pittsburgh

## POINTS AFTER TOUCHDOWN

### Most, Game

- 6 AFL Championship, Jan. 5, 1964 vs. Boston
- 5 AFC Divisional, Jan. 2, 1982 at Miami (OT)
- 4 (2x) Last: AFC Divisional,  
Jan. 13, 2008 at Indianapolis

### Most, Game, Opponent

- 7 Super Bowl XXIX, Jan. 29, 1995 vs. S.F.
- 5 (4x) Last: AFC Divisional,  
Jan. 13, 2019 at New England
- 4 (4x) Last: AFC Divisional,  
Jan. 10, 1993 at Miami

### Most, Game, Both Teams

- 10 Super Bowl XXIX, Jan. 29, 1995 vs. S.F.
- AFC Divisional, Jan. 2, 1982 at Miami (OT)
- 8 (2x) Last: AFC Divisional,  
Jan. 11, 2009 at Pittsburgh
- 7 (5x) Last: AFC Divisional,  
Jan. 13, 2019 at New England

### Most Two-Point Conversions, Game

- 2 Super Bowl XXIX, Jan. 29, 1995 vs. S.F.

- 1 AFC Divisional, Jan. 13, 2019 at New England

### Most Two-Point Conversions, Game, Opponent

- 1 AFC Wild Card, Jan. 14, 2023 at Jacksonville
- AFC Divisional, Jan. 14, 2007 vs. N.E.

## FIELD GOALS

### Most, Game

- 5 AFC Wild Card, Jan. 6, 2019 at Baltimore
- 4 AFC Championship, Jan. 20, 2008 at N.E.
- 3 AFC Wild Card, Jan. 14, 2023 at Jacksonville
- AFL Championship,  
Jan. 1, 1961 at Houston Oilers

### Most, Game, Opponent

- 4 AFC Championship, Jan. 20, 2008 at N.E.
- 3 (3x) Last: AFC Wild Card,  
Jan. 11, 2025 at Houston
- 2 (7x) Last: AFC Divisional,  
Jan. 13, 2019 at New England

### Most, Game, Both Teams

- 6 AFC Wild Card, Jan. 6, 2019 at Baltimore
- 5 AFC Wild Card, Jan. 11, 2025 at Houston
- 4 (4x) Last: AFC Wild Card,  
Jan. 14, 2023 at Jacksonville

## FIRST DOWNS

### Most, Game

- 33 AFC Divisional, Jan. 2, 1982 at Miami (OT)
- 29 AFC First Round, Jan. 9, 1983 at Pittsburgh
- 28 AFC Divisional, Jan. 8, 1995 vs. Miami

### Most, Game, Opponent

- 30 AFC Divisional, Jan. 13, 2019 at New England
- 29 AFC Second Round, Jan. 16, 1983 at Miami
- 28 Super Bowl XXIX, Jan. 29, 1995 vs. S.F.

### Most, Game, Both Teams

- 58 AFC Divisional, Jan. 2, 1982 at Miami (OT)
- 55 AFC First Round, Jan. 9, 1983 at Pittsburgh
- 52 AFC Divisional, Jan. 13, 2019 at New England

### Fewest, Game

- 10 AFC Divisional, Jan. 10, 1993 at Miami
- 12 AFL Championship, Dec. 26, 1965 vs. Buffalo
- 13 (2x) Last: AFC Divisional,  
Jan. 12, 2014 at Denver

### Fewest, Game, Opponent

- 11 AFC Wild Card, Jan. 6, 2019 at Baltimore
- 14 (3x) Last: AFC Divisional,  
Jan. 17, 2010 vs. New York Jets
- 15 (2x) Last: AFC Wild Card,  
Jan. 6, 2008 vs. Tennessee

### Fewest, Game, Both Teams

- 25 AFC Wild Card, Jan. 6, 2019 at Baltimore
- 26 AFL Championship, Dec. 26, 1965 vs. Buffalo
- 28 AFC Divisional, Jan. 10, 1993 at Miami

## FIRST DOWNS RUSHING

### Most, Game

- 12 AFC Divisional, Jan. 14, 2007 at N.E.
- AFC Divisional, Jan. 8, 1995 vs. Miami
- 11 (5x) Last: AFC Wild Card,  
Jan. 3, 2009 vs. Indianapolis (OT)
- 10 AFC Divisional, Jan. 2, 1982 at Miami (OT)

### Most, Game, Opponent

- 15 AFC Second Round, Jan. 16, 1983 at Miami
- 13 (2x) Last: AFC Divisional,  
Jan. 12, 2014 at Denver
- 12 (2x) Last: AFC Divisional,  
Jan. 11, 2009 at Pittsburgh

### Most, Game, Both Teams

- 20 AFC Second Round, Jan. 16, 1983 at Miami
- 19 (2x) Last: AFC Wild Card,  
Jan. 5, 2014 at Cincinnati
- 17 (3x) Last: AFC Championship,  
Jan. 20, 2008 at New England

### Fewest, Game

- 1 (2x) Last: AFC Divisional,  
Jan. 12, 2014 at Denver
- 2 (2x) Last: AFC Divisional,  
Jan. 13, 2019 at New England
- 3 (2x) Last: AFC Wild Card,  
Jan. 6, 2019 at Baltimore

### Fewest, Game, Opponent

- 2 AFC Divisional, Jan. 8, 1995 vs. Miami
- 3 (3x) Last: AFC Divisional,  
Jan. 14, 2007 at New England
- 4 (5x) Last: AFC Wild Card,  
Jan. 6, 2019 at Baltimore

### Fewest, Game, Both Teams

- 7 AFC Wild Card, Jan. 6, 2019 at Baltimore
- 8 (3x) Last: AFC Divisional,  
Jan. 17, 2010 vs. New York Jets
- 9 AFC Wild Card, Jan. 14, 2023 at Jacksonville
- AFL Championship, Dec. 26, 1965 vs. Buffalo

## FIRST DOWNS PASSING

### Most, Game

- 21 AFC Divisional, Jan. 2, 1982 at Miami (OT)
- 20 AFC Wild Card, Dec. 31, 1995 vs. Indianapolis
- 19 AFC First Round, Jan. 9, 1983 at Pittsburgh

### Most, Game, Opponent

- 21 AFC Divisional, Jan. 13, 2008 at Indianapolis
- AFC Divisional, Jan. 2, 1982 at Miami (OT)
- 20 AFC Wild Card, Jan. 5, 2014 at Cincinnati
- 19 AFC First Round, Jan. 9, 1983 at Pittsburgh

### Most, Game, Both Teams

- 42 AFC Divisional, Jan. 2, 1982 at Miami (OT)
- 38 AFC First Round, Jan. 9, 1983 at Pittsburgh
- 35 AFC Divisional, Jan. 13, 2008 at Indianapolis

### Fewest, Game

- 7 (5x) Last: AFC Divisional, Jan. 10, 1993 at Miami
- 8 (3x) Last: AFC Wild Card, Jan. 6, 2019 at Baltimore
- 9 (5x) Last: AFC Wild Card, Jan. 11, 2025 at Houston

### Fewest, Game, Opponent

- 5 AFC Divisional, Dec. 29, 1979 vs. Houston Oilers
- 6 AFC Divisional, Jan. 17, 2010 vs. N.Y. Jets
- 7 AFC Wild Card, Jan. 6, 2019 at Baltimore

### Fewest, Game, Both Teams

- 15 (2x) Last: AFC Wild Card, Jan. 6, 2019 at Baltimore
- 16 (3x) Last: AFC Divisional, Jan. 10, 1993 at Miami
- 17 (2x) Last: AFC Wild Card, Jan. 2, 1993 vs. Kansas City

## TOTAL NET YARDS GAINED

### Most, Game

- 601 AFL Championship, Jan. 5, 1964 vs. Boston
- 564 AFC Divisional, Jan. 2, 1982 at Miami (OT)
- 479 AFC First Round, Jan. 9, 1983 at Pittsburgh

### Most, Game, Opponent

- 498 AFC Divisional, Jan. 13, 2019 at New England
- 466 AFC Divisional, Jan. 2, 1982 at Miami (OT)
- 449 Super Bowl XXIX, Jan. 29, 1995 vs. S.F.

### Most, Game, Both Teams

- 1,030 AFC Divisional, Jan. 2, 1982 at Miami (OT)
- 901 AFC First Round, Jan. 9, 1983 at Pittsburgh
- 862 AFL Championship, Jan. 5, 1964 vs. Boston

## NET YARDS GAINED RUSHING

### Most, Game

- 309 AFL Championship, Jan. 5, 1964 vs. Boston
- 202 AFC Wild Card, Jan. 8, 1995 vs. Miami
- 196 AFC Wild Card, Jan. 5, 2014 at Cincinnati

### Most, Game, Opponent

- 219 AFL Championship, Dec. 26, 1964 vs. Buffalo
- 214 AFC Second Round, Jan. 16, 1983 at Miami
- 178 AFC Wild Card, Dec. 31, 1995 vs. Indianapolis

### Most, Game, Both Teams

- 384 AFL Championship, Jan. 5, 1964 vs. Boston
- 343 AFL Championship, Dec. 26, 1964 vs. Buffalo
- 323 AFC Wild Card, Dec. 31, 1995 vs. Indianapolis

## NET YARDS GAINED PASSING

### Most, Game

- 415 AFC Divisional, Jan. 2, 1982 at Miami (OT)
- 351 AFC Championship, Jan. 11, 1981 vs. Oakland
- 333 AFC First Round, Jan. 9, 1983 at Pittsburgh

### Most, Game, Opponent

- 402 AFC Divisional, Jan. 13, 2008 at Indianapolis
- 388 AFC Divisional, Jan. 2, 1982 at Miami (OT)
- 349 AFC Championship, Jan. 15, 1995 at Pit.

### Most, Game, Both Teams

- 803 AFC Divisional, Jan. 2, 1982 at Miami (OT)
- 714 AFC Divisional, Jan. 13, 2008 at Indianapolis
- 659 AFC Divisional, Jan. 13, 2019 at New England



# CHARGERS AND OPPONENT FIVE LONGEST POSTSEASON PLAYS

## RUNS FROM SCRIMMAGE

### CHARGERS

- 58t Ronnie Brown, AFC Wild Card,  
Jan. 5, 2014 at Cincinnati
- 26 Darren Sproles, AFC Championship,  
Jan. 20, 2008 at New England
- 24t Natrone Means, AFC Divisional,  
Jan. 8, 1995 vs. Miami
- 22t Darren Sproles, AFC Wild Card,  
Jan. 3, 2009 vs. Indianapolis
- 22 Darren Sproles, AFC Divisional,  
Jan. 17, 2010 vs. New York Jets

### OPPONENT

- 66t Zack Crockett, AFC Wild Card,  
Dec. 31, 1995 vs. Indianapolis
- 53t Shonn Greene, AFC Divisional,  
Jan. 17, 2010 vs. New York Jets
- 40 Sony Michel, AFC Divisional,  
Jan. 13, 2019 at New England
- 33t Zack Crockett, AFC Wild Card,  
Dec. 31, 1995 vs. Indianapolis
- 27 C.J. Stroud, AFC Wild Card,  
Jan. 11, 2025 at Houston
- Willie Parker, AFC Divisional,  
Jan. 11, 2009 at Pittsburgh

## PASS COMPLETIONS

### CHARGERS

- 86t Justin Herbert to Ladd McConkey,  
AFC Wild Card, Jan. 11, 2025 at Houston
- 62t Philip Rivers to Darren Sproles,  
AFC Divisional, Jan. 11, 2009 at Pittsburgh
- 58 Philip Rivers to LaDainian Tomlinson,  
AFC Divisional, Jan. 14, 2007 vs. N.E.
- 56t Philip Rivers to Darren Sproles,  
AFC Divisional, Jan. 13, 2008 at Ind.
- 49 Philip Rivers to Keenan Allen,  
AFC Divisional, Jan. 12, 2014 at Denver

### OPPONENT

- 72t Peyton Manning to Reggie Wayne,  
AFC Wild Card, Jan. 3, 2009 vs. Ind.
- 55t Peyton Manning to Anthony Gonzalez,  
AFC Divisional, Jan. 13, 2008 at Ind.
- 51t Steve Young to Ricky Watters,  
Super Bowl XXIX at Joe Robbie Stadium,  
Jan. 29, 1995 vs. San Francisco
- 49 Andy Dalton to Marvin Jones,  
AFC Wild Card, Jan. 5, 2014 at Cin.
- Tom Brady to Reche Caldwell,  
AFC Divisional, Jan. 14, 2007 vs. N.E.

## FIELD GOALS

### CHARGERS

- 54 John Carney, AFC Wild Card,  
Dec. 31, 1995 vs. Indianapolis
- 53 Michael Badgley, AFC Wild Card,  
Jan. 6, 2019 at Baltimore
- 50 Cameron Dicker, AFC Wild Card,  
Jan. 14, 2023 at Jacksonville
- 47 Michael Badgley, AFC Wild Card,  
Jan. 6, 2019 at Baltimore
- 42 Nate Kaeding, AFC Divisional,  
Jan. 11, 2009 at Pittsburgh

### OPPONENT

- 50 Stephen Gotskowski, AFC Divisional,  
Jan. 14, 2007 vs. New England
- 46 Mike Nugent, AFC Wild Card,  
Jan. 5, 2014 at Cincinnati
- Jay Feely, AFC Divisional,  
Jan. 17, 2010 vs. New York Jets
- Adam Vinatieri, AFC Divisional,  
Jan. 13, 2008 at Indianapolis
- 45 Matt Prater, AFC Divisional,  
Jan. 12, 2014 at Denver

## PUNTS

### CHARGERS

- 67 Mike Scifres, AFC Wild Card,  
Jan. 3, 2009 vs. Indianapolis
- 66 Mike Scifres, AFC Divisional,  
Jan. 13, 2008 at Indianapolis
- 65 Darren Bennett, AFC Wild Card,  
Dec. 31, 1995 vs. Indianapolis
- 64 John Hadl, AFL Championship,  
Dec. 26, 1964 at Buffalo
- 62 Mike Scifres, AFC Divisional,  
Jan. 12, 2014 at Denver

### OPPONENT

- 71 Ray Guy, AFC Championship,  
Jan. 11, 1981 vs. Oakland
- 67 Tommy Townsend, AFC Wild Card,  
Jan. 11, 2025 at Houston
- 68 Tom Yewcic, AFL Championship,  
Jan. 5, 1964 vs. Boston Patriots
- 64 Paul Maguire, AFL Championship,  
Dec. 26, 1964 at Buffalo
- 63 Hunter Smith, AFC Wild Card,  
Jan. 3, 2009 vs. Indianapolis

## INTERCEPTION RETURNS

### CHARGERS

- 40 Darren Carrington, AFC Wild Card,  
Jan. 2, 1993 vs. Kansas City
- 30 Shareece Wright, AFC Wild Card,  
Jan. 5, 2014 at Cincinnati
- Antonio Cromartie, AFC Divisional,  
Jan. 13, 2008 at Indianapolis
- 24 Quentin Jammer, AFC Divisional,  
Jan. 17, 2010 vs. New York Jets
- 17 Drayton Florence, AFC Divisional,  
Jan. 14, 2007 vs. New England

### OPPONENT

- 54 Derek Stingley Jr., AFC Wild Card,  
Jan. 11, 2025 at Houston
- 38t Eric Murray, AFC Wild Card,  
Jan. 11, 2025 at Houston
- 36 Antoine Bethea, AFC Wild Card,  
Jan. 3, 2009 vs. Indianapolis
- Jason Belser, AFC Wild Card,  
Dec. 31, 1995 vs. Indianapolis
- 32 Jason Belser, AFC Wild Card,  
Dec. 31, 1995 vs. Indianapolis

## KICKOFF RETURNS

### CHARGERS

- 98t Andre Coleman, Super Bowl XXIX at Joe Robbie Stadium Jan. 29, 1995 vs. S.F.  
72 Desmond King, AFC Wild Card, Jan. 6, 2019 at Baltimore  
63 Darren Sproles, AFC Divisional, Jan. 11, 2009 at Pittsburgh  
32 Darren Sproles, AFC Wild Card, Jan. 3, 2009 vs. Indianapolis  
Michael Turner, AFC Divisional, Jan. 14, 2007 vs. New England  
Andre Coleman, AFC Championship Jan. 15, 1995 at Pittsburgh

### OPPONENT

- 52 Jamal Agnew, AFC Wild Card, Jan. 14, 2023 at Jacksonville  
42 O.J. McDuffie, AFC Divisional, Jan. 8, 1995 vs. Miami  
37 Trindon Holliday, AFC Divisional, Jan. 12, 2014 at Denver  
T.J. Rushing, AFC Divisional, Jan. 13, 2008 at Indianapolis  
36 Jamal Agnew, AFC Wild Card, Jan. 14, 2023 at Jacksonville  
Brad Smith, AFC Divisional, Jan. 17, 2010 vs. New York Jets

## PUNT RETURNS

### CHARGERS

- 33 Desmond King, AFC Wild Card, Jan. 6, 2019 at Baltimore  
28 Darren Sproles, AFC Wild Card, Jan. 3, 2009 vs. Indianapolis  
14 Eric Parker, AFC Wild Card, Jan. 8, 2005 vs. New York Jets  
Andre Coleman, AFC Divisional, Jan. 8, 1995 vs. Miami  
13 Darren Sproles, AFC Championship Jan. 20, 2008 at New England  
Eric Parker, AFC Divisional, Jan. 14, 2007 vs. New England

### OPPONENT

- 67t Santonio Holmes, AFC Divisional, Jan. 11, 2009 at Pittsburgh  
47 Eric Decker, AFC Divisional, Jan. 12, 2014 at Denver  
46 Ray Buchanan, AFC Wild Card, Dec. 31, 1995 vs. Indianapolis  
25 Jerricho Cotchery, AFC Divisional, Jan. 17, 2010 vs. New York Jets  
22 T.J. Rushing, AFC Divisional, Jan. 13, 2008 at Indianapolis

## FUMBLE RETURNS

### CHARGERS

- 13 Richard Marshall, AFC Wild Card, Jan. 5, 2014 at Cincinnati  
5 Derwin James Jr., AFC Wild Card, Jan. 11, 2025 at Houston  
1 Richard Marshall, AFC Divisional, Jan. 12, 2014 at Denver

### OPPONENT

- 12 C.J. Mosley, AFC Wild Card, Jan. 6, 2019 at Baltimore



# ***LEAGUE STATS***



# 2025 NATIONAL FOOTBALL LEAGUE

## TEAM OFFENSIVE TOTALS

CATEGORY	BAL	BUF	CIN	CLE	DEN	HOU	IND	JAX	KC	LAC	LV
GAMES (W-L-T)	7-7-0	10-4-0	4-10-0	3-11-0	12-2-0	9-5-0	8-6-0	10-4-0	6-8-0	10-4-0	2-12-0
FIRST DOWNS	254	308	276	224	278	269	298	289	308	278	218
Rushing	110	116	78	81	90	80	106	104	110	100	54
Passing	121	163	164	113	164	157	166	155	174	152	140
Penalty	23	29	34	30	24	32	26	30	24	26	24
YDS GAINED (tot)	4544	5337	4396	3700	4837	4588	5005	4700	5011	4731	3418
Avg per Game	324.6	381.2	314.0	264.3	345.5	327.7	357.5	335.7	357.9	337.9	244.1
RUSHING (net)	2047	2219	1224	1293	1673	1517	1799	1690	1595	1728	991
Avg per Game	146.2	158.5	87.4	92.4	119.5	108.4	128.5	120.7	113.9	123.4	70.8
Rushes	394	442	295	341	376	383	372	409	373	390	290
Yards per Rush	5.2	5.0	4.2	3.8	4.5	4.0	4.8	4.1	4.3	4.4	3.4
PASSING (net)	2497	3118	3172	2407	3164	3071	3206	3010	3416	3003	2427
Avg per Game	178.4	222.7	226.6	171.9	226.0	219.4	229.0	215.0	244.0	214.5	173.4
Attempts	364	412	532	483	505	487	445	458	507	464	436
Completions	235	287	330	275	320	308	298	274	318	303	291
Completion Pct	64.6%	69.7%	62.0%	56.9%	63.4%	63.2%	67.0%	59.8%	62.7%	65.3%	66.7%
Yards Gained	2767	3330	3366	2698	3256	3320	3375	3213	3609	3281	2817
Sacked	40	33	29	40	17	31	24	32	34	51	54
Yards Lost	270	212	194	291	92	249	169	203	193	278	390
Had Intercepted	10	10	16	14	9	7	10	11	12	12	15
Yards Opp Ret	100	38	469	236	55	55	39	16	158	179	139
Opp TDs on Int	1	0	5	0	0	0	0	0	1	1	0
PUNTS	46	40	54	82	64	59	36	49	42	45	58
Avg Yards	50.9	44.5	51.3	44.0	47.7	47.3	49.0	47.0	46.8	48.6	45.5
PUNT RETURNS	15	24	14	29	29	30	20	20	24	18	18
Avg Return	12.5	5.6	8.9	7.7	14.6	11.0	9.4	16.9	6.7	6.2	6.9
Returned for TD	0	0	0	0	1	0	0	2	0	0	0
KICKOFF RETURNS	63	58	72	59	53	40	54	47	59	56	56
Avg Return	26.0	28.3	25.2	23.4	25.1	26.7	28.2	27.2	26.4	25.1	27.3
Returned for TD	0	1	1	0	0	0	0	0	0	0	0
PENALTIES	77	89	75	93	112	99	86	117	100	92	92
Yards Penalized	595	745	545	711	1026	813	699	985	837	703	765
FUMBLES BY	20	17	11	12	9	6	15	12	11	13	9
Fumbles Lost	10	8	6	6	5	3	6	5	1	6	3
Opp Fumbles	14	17	10	17	10	15	9	12	11	14	14
Opp Fumbles Lost	7	7	6	6	3	8	6	8	3	3	6
POSS. TIME (avg)	28:42	33:14	28:53	29:13	30:30	32:11	29:18	31:10	31:11	33:02	27:27
TOUCHDOWNS	37	52	35	25	40	31	45	44	37	30	21
Rushing	16	24	6	9	16	8	24	18	15	7	4
Passing	19	25	27	14	23	20	20	23	22	23	17
Returns	2	3	2	2	1	3	1	3	0	0	0
KO Rec in EZ	0	0	0	0	0	0	0	0	0	0	0
EXTRA POINT KICKS	33/35	43/46	31/31	20/21	34/34	24/24	34/37	39/40	30/34	29/29	17/18
2-PT CONVERSIONS	1/2	1/6	2/4	1/4	4/6	1/6	2/7	1/4	2/3	1/1	1/3
FIELD GOALS MADE/ATTEMPTED	26/28	18/20	23/26	18/21	20/23	37/41	28/30	23/27	24/28	34/36	17/22
POINTS SCORED	335	411	314	226	342	323	392	376	328	315	196



# 2025 NATIONAL FOOTBALL LEAGUE

## TEAM DEFENSIVE TOTALS

CATEGORY	BAL	BUF	CIN	CLE	DEN	HOU	IND	JAX	KC	LAC	LV
POINTS ALLOWED	320	324	437	332	261	228	303	292	268	284	363
OPP FIRST DOWNS	268	258	311	230	254	229	301	275	235	238	282
Rushing	91	111	116	79	67	68	96	70	80	88	107
Passing	155	125	174	130	148	132	175	169	130	124	150
Penalty	22	22	21	21	39	29	30	36	25	26	25
OPP YARDS GAINED (tot)	4821	4377	5653	3908	4028	3769	4798	4319	4243	3907	4622
Avg per Game	344.4	312.6	403.8	279.1	287.7	269.2	342.7	308.5	303.1	279.1	330.1
OPP RUSHING (net)	1555	2004	2211	1542	1272	1298	1332	1208	1387	1466	1664
Avg per Game	111.1	143.1	157.9	110.1	90.9	92.7	95.1	86.3	99.1	104.7	118.9
Rushes	370	370	414	397	333	323	356	311	344	328	431
Yards per Rush	4.2	5.4	5.3	3.9	3.8	4.0	3.7	3.9	4.0	4.5	3.9
OPP PASSING (net)	3266	2373	3442	2366	2756	2471	3466	3111	2856	2441	2958
Avg per Game	233.3	169.5	245.9	169.0	196.9	176.5	247.6	222.2	204.0	174.4	211.3
Pass Attempts	509	385	445	390	491	448	524	524	417	422	428
Pass Completions	318	233	296	246	287	260	332	331	282	254	296
Completion Pct	62.5%	60.5%	66.5%	63.1%	58.5%	58.0%	63.4%	63.2%	67.6%	60.2%	69.2%
Yards Gained	3433	2567	3592	2686	3125	2763	3699	3310	2972	2674	3104
Sacked	22	31	25	47	58	38	36	28	29	40	27
Yards Lost	167	194	150	320	369	292	233	199	116	233	146
INTERCEPTED BY	9	11	11	10	9	16	12	18	8	17	8
Yards Returned	236	129	109	195	123	95	99	241	63	120	63
Returned for TD	1	1	1	2	0	0	1	1	0	0	0
OPP PUNT RETURNS	21	14	25	34	25	26	14	23	15	18	25
Avg Return	7.1	7.6	10.6	13.8	9.6	10.7	6.9	6.7	15.7	14.7	14.0
Returned for TD	0	0	0	2	0	1	0	0	0	1	2
OPP KICKOFF RETURNS	62	70	58	42	54	60	73	48	58	61	41
Avg Return	25.0	25.9	26.3	28.8	28.0	26.6	24.9	26.6	25.3	28.5	27.2
Returned for TD	0	0	0	1	0	1	0	0	0	0	0
OPP TOUCHDOWNS	33	39	53	37	24	27	31	35	28	30	43
Rushing	13	23	15	11	10	10	13	10	12	16	19
Passing	19	16	31	22	14	15	18	23	15	12	22
Returns	1	0	7	4	0	2	0	2	1	2	2
KO Rec in EZ	0	0	0	0	0	0	0	0	0	0	0

# 2025 NATIONAL FOOTBALL LEAGUE

## TEAM OFFENSIVE TOTALS

CATEGORY	MIA	NE	NYJ	PIT	TEN	ARI	ATL	CAR	CHI	DAL	DET
GAMES (W-L-T)	6-8-0	11-3-0	3-11-0	8-6-0	2-12-0	3-11-0	5-9-0	7-7-0	10-4-0	6-7-1	8-6-0
FIRST DOWNS	246	286	237	239	211	287	277	264	296	329	281
Rushing	87	101	100	88	66	78	96	95	123	97	92
Passing	147	165	119	123	128	185	154	145	154	195	176
Penalty	12	20	18	28	17	24	27	24	19	37	13
YDS GAINED (tot)	4245	5099	3857	4034	3507	4668	4766	4326	5167	5557	5319
Avg per Game	303.2	364.2	275.5	288.1	250.5	333.4	340.4	309.0	369.1	396.9	379.9
RUSHING (net)	1707	1714	1799	1295	1240	1330	1718	1758	2126	1691	1836
Avg per Game	121.9	122.4	128.5	92.5	88.6	95.0	122.7	125.6	151.9	120.8	131.1
Rushes	349	401	385	332	291	315	382	401	439	368	373
Yards per Rush	4.9	4.3	4.7	3.9	4.3	4.2	4.5	4.4	4.8	4.6	4.9
PASSING (net)	2538	3385	2058	2739	2267	3338	3048	2568	3041	3866	3483
Avg per Game	181.3	241.8	147.0	195.6	161.9	238.4	217.7	183.4	217.2	276.1	248.8
Attempts	402	411	403	423	469	549	458	424	465	531	457
Completions	272	291	245	286	278	367	280	270	270	363	315
Completion Pct	67.7%	70.8%	60.8%	67.6%	59.3%	66.9%	61.1%	63.7%	58.1%	68.4%	68.9%
Yards Gained	2753	3579	2381	2904	2638	3668	3200	2793	3199	4030	3675
Sacked	32	43	50	25	49	47	21	31	23	24	28
Yards Lost	215	194	323	165	371	330	152	225	158	164	192
Had Intercepted	15	7	11	9	7	9	6	10	6	11	5
Yards Opp Ret	156	56	80	96	128	122	140	71	39	73	50
Opp TDs on Int	1	1	1	0	1	0	2	0	0	0	0
PUNTS	48	45	59	51	67	51	55	47	50	37	48
Avg Yards	48.4	47.1	47.1	46.1	46.5	47.9	43.9	47.4	47.8	48.4	45.8
PUNT RETURNS	20	21	34	23	19	16	20	19	20	13	24
Avg Return	13.9	17.3	13.4	8.4	19.0	11.6	6.7	7.4	10.8	6.3	8.8
Returned for TD	1	2	2	0	2	0	0	0	0	0	1
KICKOFF RETURNS	54	49	63	54	58	66	60	49	56	64	55
Avg Return	25.9	25.2	29.8	23.9	25.8	25.2	22.8	24.2	26.4	25.3	26.7
Returned for TD	0	1	1	0	0	0	0	0	0	0	0
PENALTIES	81	87	94	84	108	98	92	82	99	108	86
Yards Penalized	662	732	775	635	827	732	715	666	801	913	618
FUMBLES BY	14	17	15	13	14	12	18	15	13	18	6
Fumbles Lost	4	7	9	5	10	9	9	8	4	7	3
Opp Fumbles	18	9	13	18	10	17	22	11	14	10	21
Opp Fumbles Lost	10	6	3	12	7	8	6	5	9	5	5
POSS. TIME (avg)	28:58	31:15	28:42	27:27	28:29	30:52	29:19	30:48	32:07	30:10	30:10
TOUCHDOWNS	32	44	28	39	22	35	30	30	40	44	52
Rushing	11	16	10	12	7	9	15	8	17	15	21
Passing	20	23	14	24	11	24	15	20	22	27	30
Returns	1	5	4	3	4	2	0	2	1	2	1
KO Rec in EZ	0	0	0	0	0	0	0	0	0	0	0
EXTRA POINT KICKS	28/29	40/42	21/21	37/37	21/22	31/31	25/26	22/25	36/36	40/41	49/51
2-PT CONVERSIONS	1/3	2/2	5/7	1/2	0/0	1/4	2/4	1/5	1/4	3/3	1/1
FIELD GOALS MADE/ATTEMPTED	24/26	24/27	25/26	21/24	24/30	19/25	24/30	20/24	29/35	31/35	21/27
POINTS SCORED	296	382	276	336	225	302	281	264	365	407	428

# 2025 NATIONAL FOOTBALL LEAGUE

## TEAM DEFENSIVE TOTALS

CATEGORY	MIA	NE	NYJ	PIT	TEN	ARI	ATL	CAR	CHI	DAL	DET
POINTS ALLOWED	324	276	397	326	394	388	341	317	338	420	345
OPP FIRST DOWNS	277	257	291	306	289	302	277	265	265	307	280
Rushing	96	84	105	113	95	105	104	97	94	115	81
Passing	148	149	156	169	162	171	150	151	146	169	167
Penalty	33	24	30	24	32	26	23	17	25	23	32
OPP YARDS GAINED (tot)	4685	4202	4723	5086	4992	4915	4530	4641	4837	5249	4730
Avg per Game	334.6	300.1	337.4	363.3	356.6	351.1	323.6	331.5	345.5	374.9	337.9
OPP RUSHING (net)	1850	1331	1921	1692	1730	1743	1791	1624	1773	1682	1494
Avg per Game	132.1	95.1	137.2	120.9	123.6	124.5	127.9	116.0	126.6	120.1	106.7
Rushes	393	325	435	387	391	386	397	368	352	371	373
Yards per Rush	4.7	4.1	4.4	4.4	4.4	4.5	4.5	4.4	5.0	4.5	4.0
OPP PASSING (net)	2835	2871	2802	3394	3262	3172	2739	3017	3064	3567	3236
Avg per Game	202.5	205.1	200.1	242.4	233.0	226.6	195.6	215.5	218.9	254.8	231.1
Pass Attempts	416	448	411	518	431	461	425	432	434	471	465
Pass Completions	295	298	259	334	294	302	270	284	287	321	286
Completion Pct	70.9%	66.5%	63.0%	64.5%	68.2%	65.5%	63.5%	65.7%	66.1%	68.2%	61.5%
Yards Gained	3047	3054	2958	3649	3491	3343	3042	3162	3235	3793	3498
Sacked	34	29	22	40	34	25	48	23	29	29	39
Yards Lost	212	183	156	255	229	171	303	145	171	226	262
INTERCEPTED BY	7	8	0	12	6	9	11	12	21	6	12
Yards Returned	57	156	0	155	76	35	48	195	293	120	132
Returned for TD	0	1	0	1	1	0	0	2	1	1	0
OPP PUNT RETURNS	22	20	18	22	32	22	24	22	21	23	20
Avg Return	9.4	12.6	6.7	7.2	9.6	10.9	7.5	13.3	12.5	9.5	7.5
Returned for TD	1	1	0	0	0	0	0	1	0	0	0
OPP KICKOFF RETURNS	52	60	50	65	37	50	45	50	59	68	68
Avg Return	26.8	25.1	26.6	25.0	25.0	28.9	30.7	22.1	27.0	25.9	26.1
Returned for TD	1	0	0	0	0	0	1	0	1	0	0
OPP TOUCHDOWNS	37	33	44	35	46	43	37	36	41	50	40
Rushing	12	7	18	10	19	15	11	17	12	19	12
Passing	22	24	25	23	25	23	23	17	27	31	28
Returns	3	2	1	1	2	5	3	2	2	0	0
KO Rec in EZ	0	0	0	1	0	0	0	0	0	0	0

# 2025 NATIONAL FOOTBALL LEAGUE

## TEAM OFFENSIVE TOTALS

CATEGORY	GB	LAR	MIN	NO	NYG	PHI	SEA	SF	TB	WAS	NFL/Avg
GAMES (W-L-T)	9-4-1	11-3-0	6-8-0	4-10-0	2-12-0	9-5-0	11-3-0	10-4-0	7-7-0	4-10-0	---
FIRST DOWNS	280	329	242	264	288	251	275	310	270	266	272.8
Rushing	99	105	81	85	115	93	97	97	95	102	94.4
Passing	157	193	133	145	136	136	149	192	139	133	152.3
Penalty	24	31	28	34	37	22	29	21	36	31	26.1
YDS GAINED (tot)	4786	5370	3911	4156	4805	4409	4909	4865	4433	4597	4595.4
Avg per Game	341.9	383.6	279.4	296.9	343.2	314.9	350.6	347.5	316.6	328.4	328.2
RUSHING (net)	1638	1770	1432	1308	1751	1619	1582	1419	1585	1919	1625.4
Avg per Game	117.0	126.4	102.3	93.4	125.1	115.6	113.0	101.4	113.2	137.1	116.1
Rushes	396	375	320	361	418	399	407	404	381	401	373.8
Yards per Rush	4.1	4.7	4.5	3.6	4.2	4.1	3.9	3.5	4.2	4.8	4.4
PASSING (net)	3148	3600	2479	2848	3054	2790	3327	3446	2848	2678	2970.0
Avg per Game	224.9	257.1	177.1	203.4	218.1	199.3	237.6	246.1	203.4	191.3	212.1
Attempts	429	471	414	479	450	400	394	480	466	401	452.2
Completions	286	312	252	319	272	262	265	330	284	246	290.8
Completion Pct	66.7%	66.2%	60.9%	66.6%	60.4%	65.5%	67.3%	68.8%	60.9%	61.4%	64.3%
Yards Gained	3317	3722	2758	3089	3233	2962	3448	3593	3061	2862	3184.3
Sacked	21	19	47	40	37	29	18	22	31	33	33.0
Yards Lost	169	122	279	241	179	172	121	147	213	184	214.3
Had Intercepted	6	5	20	11	9	6	12	13	7	10	10.0
Yards Opp Ret	114	106	311	119	99	111	165	109	103	195	122.7
Opp TDs on Int	0	1	3	1	0	0	0	0	1	1	0.7
PUNTS	41	42	53	49	53	60	44	38	56	45	50.4
Avg Yards	51.3	46.5	49.1	44.2	44.6	50.0	49.6	43.6	43.3	47.6	47.1
PUNT RETURNS	26	23	29	17	21	18	25	22	23	23	21.8
Avg Return	5.6	8.5	9.9	9.4	8.2	11.1	13.9	12.4	11.2	13.7	10.5
Returned for TD	0	0	0	0	0	0	1	0	0	2	0.4
KICKOFF RETURNS	46	45	63	56	61	52	43	39	50	60	55.0
Avg Return	25.2	25.3	26.0	25.3	26.9	23.9	27.9	28.0	24.3	27.5	25.9
Returned for TD	0	0	0	0	0	0	1	0	0	0	0.2
PENALTIES	92	59	95	103	102	100	86	73	76	98	91.7
Yards Penalized	693	464	756	766	880	853	688	529	591	779	734.3
FUMBLES BY	14	11	20	14	12	14	21	12	14	20	13.8
Fumbles Lost	4	7	7	9	6	7	11	6	4	10	6.4
Opp Fumbles	10	13	17	17	12	14	9	17	17	10	13.8
Opp Fumbles Lost	6	8	9	8	4	7	6	9	8	1	6.4
POSS. TIME (avg)	29:45	29:46	27:49	28:14	30:24	30:20	29:39	30:56	31:17	28:42	30:00
TOUCHDOWNS	40	54	31	23	37	39	42	37	36	34	36.4
Rushing	16	16	11	7	18	14	14	12	12	14	13.2
Passing	24	37	18	14	19	22	22	25	22	18	21.4
Returns	0	1	2	2	0	3	5	0	2	2	1.8
KO Rec in EZ	0	0	0	0	0	0	1	0	0	0	0.0
EXTRA POINT KICKS	35/38	51/54	27/27	20/20	29/34	35/36	42/42	28/32	27/28	27/28	95.8%
2-PT CONVERSIONS	2/2	0/0	2/4	1/3	2/3	0/2	0/0	2/5	2/8	2/6	42.1%
FIELD GOALS MADE/ATTEMPTED	23/29	15/20	24/26	22/31	15/18	17/22	37/42	30/32	26/30	18/24	85.5%
POINTS SCORED	348	420	289	226	300	320	405	344	327	291	324.7



# 2025 NATIONAL FOOTBALL LEAGUE

## TEAM DEFENSIVE TOTALS

CATEGORY	GB	LAR	MIN	NO	NYG	PHI	SEA	SF	TB	WAS	NFL/Avg
POINTS ALLOWED	281	261	307	332	396	271	242	293	354	375	324.7
OPP FIRST DOWNS	257	268	262	269	312	268	246	276	270	303	272.8
Rushing	82	88	123	110	110	109	69	94	71	103	94.4
Passing	148	159	118	133	171	130	148	159	178	179	152.3
Penalty	27	21	21	26	31	29	29	23	21	21	26.1
OPP YARDS GAINED (tot)	4124	4491	4311	4357	5355	4516	3962	4671	4875	5356	4595.4
Avg per Game	294.6	320.8	307.9	311.2	382.5	322.6	283.0	333.6	348.2	382.6	328.2
OPP RUSHING (net)	1407	1415	1786	1829	2150	1762	1282	1485	1419	1908	1625.4
Avg per Game	100.5	101.1	127.6	130.6	153.6	125.9	91.6	106.1	101.4	136.3	116.1
Rushes	366	363	434	444	384	394	341	343	332	407	373.8
Yards per Rush	3.8	3.9	4.1	4.1	5.6	4.5	3.8	4.3	4.3	4.7	4.4
OPP PASSING (net)	2717	3076	2525	2528	3205	2754	2680	3186	3456	3448	2970.0
Avg per Game	194.1	219.7	180.4	180.6	228.9	196.7	191.4	227.6	246.9	246.3	212.1
Pass Attempts	464	503	394	384	473	464	500	480	479	433	452.2
Pass Completions	304	319	248	251	306	260	313	330	320	288	290.8
Completion Pct	65.5%	63.4%	62.9%	65.4%	64.7%	56.0%	62.6%	68.8%	66.8%	66.5%	64.3%
Yards Gained	2920	3321	2757	2717	3413	2945	2981	3305	3703	3638	3184.3
Sacked	33	37	35	29	31	35	42	16	33	31	33.0
Yards Lost	203	245	232	189	208	191	301	119	247	190	214.3
INTERCEPTED BY	7	13	5	8	5	10	16	5	12	7	10.0
Yards Returned	0	174	138	70	164	116	226	94	120	85	122.7
Returned for TD	0	1	1	1	0	1	1	0	2	0	0.7
OPP PUNT RETURNS	19	18	21	21	24	29	18	20	19	22	21.8
Avg Return	11.4	13.9	9.3	11.2	14.8	10.3	14.7	12.6	8.9	3.8	10.5
Returned for TD	0	0	0	1	2	0	1	1	0	0	0.4
OPP KICKOFF RETURNS	55	36	53	40	54	58	68	61	59	45	55.0
Avg Return	25.9	19.3	26.4	27.1	23.7	23.8	24.4	25.1	27.9	23.6	25.9
Returned for TD	0	0	0	0	0	0	0	0	0	0	0.2
OPP TOUCHDOWNS	31	28	30	36	45	27	26	35	43	43	36.4
Rushing	10	5	13	12	18	14	7	9	16	14	13.2
Passing	21	21	14	22	24	13	17	25	24	28	21.4
Returns	0	2	3	2	3	0	2	1	3	1	1.8
KO Rec in EZ	0	0	0	0	0	0	0	0	0	0	0.0

# 2025 NATIONAL FOOTBALL LEAGUE

## AFC TEAM RANKINGS

TEAM	OFFENSE			DEFENSE		
	TOTAL	RUSH	PASS	TOTAL	RUSH	PASS
BAL	9	2	12	13	9	13
BUF	1	*1	6	8	15	2
CIN	10	15	4	16	16	15
CLE	14	13	14	3	8	*1
DEN	5	9	5	4	2	5
HOU	8	11	7	*1	3	4
IND	4	3t	3	12	5	16
JAX	7	8	8	7	*1	11
KC	3	10	1	6	6	8
LAC	6	5	9	2	7	3
LV	16	16	13	9	10	10
MIA	11	7	11	10	13	7
NE	2	6	2	5	4	9
NYJ	13	3t	16	11	14	6
PIT	12	12	10	15	11	14
TEN	15	14	15	14	12	12

## NFC TEAM RANKINGS

TEAM	OFFENSE			DEFENSE		
	Total	Rush	Pass	Total	Rush	Pass
ARI	10	15	5	13	9	10
ATL	9	7	9	7	13	5
CAR	14	5	15	8	7	7
CHI	4	1	10	11	11	8
DAL	*1	8	*1	14	8	16
DET	3	3	3	10	6	13
GB	8	9	7	2	2	4
LAR	2	4	2	5	3	9
MIN	16	13	16	3	12	1
NO	15	16	11t	4	14	2
NYG	7	6	8	15	16	12
PHI	13	10	13	6	10	6
SEA	5	12	6	1	1	3
SF	6	14	4	9	5	11
TB	12	11	11t	12	4	15
WAS	11	2	14	16	15	14

t = Tied for position  
\* = League Leader

# 2025 NATIONAL FOOTBALL LEAGUE

## NFL TEAM RANKINGS

TEAM	OFFENSE			DEFENSE		
	TOTAL	RUSH	PASS	TOTAL	RUSH	PASS
ARI	17	26	7	26	21	21
ATL	14	12	16	15	25	9
BAL	20	3	27	23	15	26
BUF	3	*1	13	12	30	2
CAR	24	9	25	17	16	17
CHI	5	2	17	24	23	18
CIN	23	31	10	32	32	28
CLE	30	29	30	3	14	*1
DAL	*1	15	*1	29	18	32
DEN	11	17	11	5	2	11
DET	4	5	3	21	13	24
GB	13	18	12	6	8	8
HOU	19	23	14	*1	4	4
IND	8	6t	9	22	6	31
JAX	16	16	18	10	*1	20
KC	7	20	5	8	7	14
LAC	15	11	19	2	11	3
LAR	2	8	2	13	9	19
LV	32	32	29	16	17	16
MIA	25	14	26	19	27	13
MIN	28	24	28	9	24	5
NE	6	13	6	7	5	15
NO	26	27	20t	11	26	6
NYG	12	10	15	30	31	23
NYJ	29	6t	32	20	29	12
PHI	22	19	22	14	22	10
PIT	27	28	23	28	19	27
SEA	9	22	8	4	3	7
SF	10	25	4	18	12	22
TB	21	21	20t	25	10	30
TEN	31	30	31	27	20	25
WAS	18	4	24	31	28	29

t = Tied for position  
\* = League Leader

# 2025 NATIONAL FOOTBALL LEAGUE

## AFC TEAM OFFENSE RANK

TEAM	(A)	(B)	(C)	(D)	(E)	(F)	(G)	(H)	(I)	(J)	(K)	(L)	(M)	(N)	(O)	(P)	(Q)
BAL	9	4	2	1	12	5	12	13	10	10	9	7	8	2	1	7	4
BUF	1	1	1	2	6	2	9	9	1t	2	5	16	2	15	10	1	7
CIN	10	11	15	11	4	12	14	3	8	5	4	10	11	1	5	11	9
CLE	14	16	13	15	14	14	13	10	14	15	15	12	16	16	16	14	12t
DEN	5	7	9	6	5	8	4	1	6t	7	11t	4	14	6	8	5	11
HOU	8	12	11	13	7	9	1	5	9	9	8	8	6	7	11	9	6
IND	4	3	3t	4	3	3	6	2	3	4	3	9	3	3	2	2	3
JAX	7	8	8	12	8	6	8	7	4	11	7	3	5	10	6	4	14
KC	3	5	10	8	1	4	7	6	1t	6	1	14	7	11	12	8	12t
LAC	6	9	5	7	9	11	10	14	6t	1	6	15	13	4	9	10	2
LV	16	14	16	16	13	13	15	15	15	14	16	13	4	14	15	16	16
MIA	11	6	7	3	11	10	16	8	11	13	11t	5	9	5	3	12	5
NE	2	2	6	9	2	1	3	12	5	3	2	2	12	8	14	3	8
NYJ	13	13	3t	5	16	15	11	16	13	12	14	6	1	9	4	13	1
PIT	12	10	12	14	10	7	5	4	12	8	10	11	15	13	7	6	10
TEN	15	15	14	10	15	16	2	11	16	16	13	1	10	12	13	15	15

## AFC TEAM DEFENSE RANK

TEAM	(A)	(B)	(C)	(D)	(E)	(F)	(G)	(H)	(I)	(J)	(K)	(L)	(M)	(N)	(O)	(P)	(Q)	(R)	(S)
BAL	13	9	9	9	13	9	13	16	8	5	10	4	2	5	3	8	5	9	10
BUF	8	14	15	16	2	6	4	6	7	11	11	6	7	13	15	9t	11	4	1
CIN	16	16	16	15	15	16	6	13	16	15	12	10	8	7	6	16	13	14	15
CLE	3	3	8	4	1	4	5	1	2	6t	5t	13	16	12	13	12	2	12	9
DEN	4	1	2	2	5	1	11	2	5	1	5t	9	14	15	8	2	15	6	5
HOU	1	2	3	6	4	2	2	4	1	2	4	11	11	9	10	1	1	2	4
IND	12	7	5	1	16	10	8	10	14	10	7	3	1	4	7	7	4	3	8
JAX	7	5	1	5	11	5	3	15	9	12	3	2	9	10	9	6	10	5	7
KC	6	10	6	7	8	12	9	9	3	14	1	16	6	8	14	3	16	7	6
LAC	2	4	7	13	3	3	1	3	4	4	8	15	15	6	16	5	6	8	3
LV	9	6	10	3	10	14	10	12	11	16	9	14	13	1	4	13	7t	15	14
MIA	10	13	13	14	7	11	14	5	10	8	13	7	12	16	12	9t	9	11	11
NE	5	8	4	8	9	7	12	11	6	6t	2	12	5	2	1	4	3	1	2
NYJ	11	12	14	11	6	13	16	14	13	3	16	1	10	11	5	15	12	13	12
PIT	15	11	11	10	14	8	7	8	15	13	15	5	4	14	11	11	7t	10	13
TEN	14	15	12	12	12	15	15	7	12	9	14	8	3	3	2	14	14	16	16

- (A)

Total Yards per Game
- (B)

Total Yards per Play
- (C)

Rushing Yards per Game
- (D)

Rushing Yards per Attempt
- (E)

Passing Net Yards per Game
- (F)

Passing Net Yards per Play
- (G)

Passing, Percent Had Intercepted
- (H)

Sacks per Pass Play
- (I)

First Downs per Game
- (J)

Third Down Efficiency
- (K)

Fourth Down Efficiency
- (L)

Punt Return Average
- (M)

Kickoff Return Average
- (N)

Gross Punting Average
- (O)

Net Punting Average
- (P)

Points per Game
- (Q)

Field Goal Percentage
- (R)

Points per Game Differential (combined offense/defense)
- (S)

Net Yards per Game Differential (combined offense/defense)



# 2025 NATIONAL FOOTBALL LEAGUE

## NFC TEAM OFFENSE RANK

TEAM	(A)	(B)	(C)	(D)	(E)	(F)	(G)	(H)	(I)	(J)	(K)	(L)	(M)	(N)	(O)	(P)	(Q)
ARI	10	12	15	9	5	14	8	15	6	4	15	4	12	6	8	10	13
ATL	9	7	7	6	9	8	4	5	9	15	11	14	16	14	11	14	9
CAR	14	13	5	8	15	13	12	11	13t	12	3	13	14	9	9	15	6t
CHI	4	6	1	2	10	10	3	7	4	3	13	7	6	7	10	5	8
DAL	1	3	8	5	1	5	10	2	1t	5	8t	15	9	5	5	3	3
DET	3	2	3	1	3	3	2	8	7	9	10	10	5	11	6	1	11
GB	8	5	9	12	7	4	5	6	8	1	4	16	11	1	4	6	10
LAR	2	1	4	4	2	2	1	1	1t	13	1	11	10	10	13	2	14t
MIN	16	15	13	7	16	16	16	16	16	16	7	8	7	4	1	13	2
NO	15	16	16	15	11t	15	11	14	13t	7	16	9	8	13	14	16	16
NYG	7	11	6	10	8	9	9	12	5	6	12	12	4	12	16	11	6t
PHI	13	10	10	13	13	7	6	10	15	14	5t	6	15	2	3	9	12
SEA	5	4	12	14	6	1	15	3	10	11	2	1	2	3	7	4	4
SF	6	9	14	16	4	6	14	4	3	2	5t	3	1	15	15	7	1
TB	12	14	11	11	11t	12	7	9	11	8	14	5	13	16	12	8	5
WAS	11	8	2	3	14	11	13	13	12	10	8t	2	3	8	2	12	14t

## NFC TEAM DEFENSE RANK

TEAM	(A)	(B)	(C)	(D)	(E)	(F)	(G)	(H)	(I)	(J)	(K)	(L)	(M)	(N)	(O)	(P)	(Q)	(R)	(S)
ARI	13	10	9	12	10	11	10	14	13	8	3	8	15	16	7t	14	13	14	11
ATL	7	7	13	11	5	5	4	1	11	11	10	3	16	7	15	10	9	12	7
CAR	8	11	7	9	7	13	3	15	4t	15	14	13	2	15	16	7	12	11	12
CHI	11	13	11	15	8	12	1	11	4t	6	4	11	12	4	6	9	2	7	5
DAL	14	14	8	13	16	15	13	13	15	16	13	6	9	3	14	16	15	8	6
DET	10	8	6	4	13	9	6	4	12	5	12	2	10	12	11	11	16	3	4
GB	2	2	2	2	4	2	12	9	2	9	6	10	8	14	13	4	6	4	3
LAR	5	3	3	3	9	4	5	7	6t	3	8	14	1	10	12	2	10	2	2
MIN	3	4	12	5	1	6	14	2	3	2	15	5	11	11	7t	6	3	9	13
NO	4	6	14	6	2	7	9	5	8	4	5	9	13	2	10	8	14	16	10
NYG	15	15	16	16	12	8	15	12	16	10	16	16	4	5	9	15	7t	15	15
PHI	6	5	10	10	6	3	8	6	6t	13	1	7	5	1	5	3	7t	6	9
SEA	1	1	1	1	3	1	2	3	1	1	7	15	6	6	4	1	5	1	1
SF	9	9	5	8	11	10	16	16	10	7	9	12	7	9	3	5	1	5	8
TB	12	12	4	7	15	14	7	10	9	12	2	4	14	8	2	12	4	10	14
WAS	16	16	15	14	14	16	11	8	14	14	11	1	3	13	1	13	11	13	16

- (A)

Total Yards per Game
- (B)

Total Yards per Play
- (C)

Rushing Yards per Game
- (D)

Rushing Yards per Attempt
- (E)

Passing Net Yards per Game
- (F)

Passing Net Yards per Play
- (G)

Passing, Percent Had Intercepted
- (H)

Sacks per Pass Play
- (I)

First Downs per Game
- (J)

Third Down Efficiency
- (K)

Fourth Down Efficiency
- (L)

Punt Return Average
- (M)

Kickoff Return Average
- (N)

Gross Punting Average
- (O)

Net Punting Average
- (P)

Points per Game
- (Q)

Field Goal Percentage
- (R)

Points per Game Differential (combined offense/defense)
- (S)

Net Yards per Game Differential (combined offense/defense)

# 2025 NATIONAL FOOTBALL LEAGUE

## NFL TEAM OFFENSE RANK

TEAM	(A)	(B)	(C)	(D)	(E)	(F)	(G)	(H)	(I)	(J)	(K)	(L)	(M)	(N)	(O)	(P)	(Q)
BAL	20	8	3	1	27	15	26	28	24	24	18	9	15	3	1	14	5
BUF	3	4	1	2	13	5	21	20	4t	4	9	31	2	27	18	3	9
CIN	23	22	31	22	10	24	28	10	17	10	8	19	22	1	11	20	12
CLE	30	32	29	29	30	30	27	23	30	30	28	24	31	29	32	29t	17t
DEN	11	15	17	13	11	19	12	1	14t	12	21t	4	26	13	16	12	15
HOU	19	24	23	26	14	20	6	13	20	22	17	14	11	16	19	17	8
IND	8	7	6t	6	9	9	16	9	6	9	4	17	3	7	3	6	4
JAX	16	19	16	24	18	17	20	16	8	25	13	3	8	19	13	8	19
KC	7	13	20	16	5	12	19	15	4t	11	1	28	13	20	20	15	17t
LAC	15	20	11	14	19	22	23	29	14t	3	12	30	25	8	17	19	2
LV	32	30	32	32	29	29	30	31	31	28	31	26	7	25	28	32	27t
MIA	25	14	14	4	26	21	31	19	26	27	21t	6	16	9	5	23	6t
NE	6	6	13	17	6	2	11	27	11	6	2	2	23	17	24	7	10
NYJ	29	29	6t	9	32	31	25	32	29	26	25	8	1	18	6	27	1
PIT	27	21	28	27	23	18	15	11	28	14	19	22	30	23	15	13	14
TEN	31	31	30	18	31	32	7	26	32	32	24	1	17	21	23	31	23t
ARI	17	23	26	19	7	26	10	25	10	7	30	11	24	11	14	21	29
ATL	14	11	12	11	16	11	4	6	16	29	21t	27	32	30	25	26	23t
CAR	24	25	9	15	25	25	18	18	22t	20	6	25	28	15	21	28	20t
CHI	5	10	2	5	17	14	3	8	7	5	27	15	12	12	22	9	22
DAL	1	3	15	10	1	7	14	3	1t	8	15t	29	19	10	9	4	11
DET	4	2	5	3	3	4	2	12	12	17	20	20	10	24	10	1	26
GB	13	9	18	23	12	6	5	7	13	1	7	32	21	2	8	10	25
LAR	2	1	8	8	2	3	1	2	1t	21	3	21	20	22	27	2	30t
MIN	28	27	24	12	28	28	32	30	27	31	14	16	14	6	2	25	6t
NO	26	28	27	30	20t	27	17	24	22t	15	32	18	18	28	29	29t	32
NYG	12	18	10	20	15	13	13	21	9	13	26	23	9	26	31	22	20t
PHI	22	17	19	25	22	10	8	17	25	23	10t	13	29	4	7	18	27t
SEA	9	5	22	28	8	1	29	4	18	19	5	5	5	5	12	5	13
SF	10	16	25	31	4	8	24	5	3	2	10t	10	4	31	30	11	3
TB	21	26	21	21	20t	23	9	14	19	16	29	12	27	32	26	16	16
WAS	18	12	4	7	24	16	22	22	21	18	15t	7	6	14	4	24	30t

- (A)

Total Yards per Game
- (B)

Total Yards per Play
- (C)

Rushing Yards per Game
- (D)

Rushing Yards per Attempt
- (E)

Passing Net Yards per Game
- (F)

Passing Net Yards per Play
- (G)

Passing, Percent Had Intercepted
- (H)

Sacks per Pass Play
- (I)

First Downs per Game
- (J)

Third Down Efficiency
- (K)

Fourth Down Efficiency
- (L)

Punt Return Average
- (M)

Kickoff Return Average
- (N)

Gross Punting Average
- (O)

Net Punting Average
- (P)

Points per Game
- (Q)

Field Goal Percentage

# 2025 NATIONAL FOOTBALL LEAGUE

## NFL TEAM DEFENSE RANK

TEAM	(A)	(B)	(C)	(D)	(E)	(F)	(G)	(H)	(I)	(J)	(K)	(L)	(M)	(N)	(O)	(P)	(Q)	(R)	(S)
BAL	23	16	15	15	26	16	23	31	13t	8	19	5	8	6	5	15	15	16	21
BUF	12	23	30	31	2	10	6	10	9	25	20t	9	16	21	28	16t	25	6	1
CIN	32	32	32	30	28	31	13	26	31	31	24t	17	18	10	10	32	27	30	31
CLE	3	4	14	6	1	5	11	1	2	11t	9t	26	30	20	23	19t	7	27t	19
DEN	5	2	2	3	11	2	21	2	6	1	9t	15	28	29	12	3t	30	9	7
HOU	1	3	4	10	4	3	3	6	1	3	7	18	22	17	16	1	1	4	6
IND	22	14	6	1	31	17	15	20	26	24	12	4	7	5	11	12	10t	5	15
JAX	10	9	1	7	20	8	4	29	18	26	4	3	20	18	13t	10	23	7	11
KC	8	17	7	11	14	20	19	18	3	28	1	32	13	13	27	5	32	11	8
LAC	2	6	11	22	3	4	2	4	4	5	15	30	29	9	30	9	16t	14	5
LV	16	13	17	5	16	24	20	24	23	32	18	28	26	1	6	25	18t	31	30
MIA	19	21	27	28	13	18	24	9	20t	14	28	12	23	32	20	16t	20t	21	24
NE	7	15	5	12	15	13	22	23	7t	11t	3	24	11	2	1	7	9	3	3
NYJ	20	20	29	20	12	23	32	28	25	4	32	2	21	19	8	30	26	29	28
PIT	28	18	19	18	27	14	14	12	29	27	31	6	10	28	17	18	18t	17	29
TEN	27	27	20	21	25	29	27	11	24	21	30	14	9	3	2	28	29	32	32
ARI	26	24	21	25	21	25	18	27	27	16	6	19	31	31	18t	27	22	25	20
ATL	15	12	25	24	9	11	8	3	20t	19	20t	8	32	15	31	22	13	23	14
CAR	17	25	16	19	17	27	7	30	11t	29	26	25	2	30	32	14	20t	22	22
CHI	24	28	23	29	18	26	1	21	11t	13	8	22	24	11	15	21	3	15	12
DAL	29	29	18	26	32	30	28	25	30	30	24t	13	15	8	29	31	28	18	13
DET	21	19	13	9	24	21	10	8	22	10	23	7	17	25	24	23	31	8	10
GB	6	5	8	4	8	6	26	17	7t	17	13	21	14	27	26	8	8	10	9
LAR	13	7	9	8	19	9	9	15	13t	7	16	27	1	23	25	3t	14	2	4
MIN	9	8	24	13	5	12	29	5	10	6	27	11	19	24	18t	13	4	19	23
NO	11	11	26	14	6	15	17	13	16	9	9t	20	25	7	22	19t	24	27t	18
NYG	30	30	31	32	23	19	30	22	32	18	29	31	4	12	21	29	10t	26	26
PHI	14	10	22	23	10	7	16	14	13t	22	2	16	5	4	13t	6	10t	13	17
SEA	4	1	3	2	7	1	5	7	5	2	14	29	6	14	9	2	6	1	2
SF	18	22	12	17	22	22	31	32	19	15	17	23	12	22	7	11	2	12	16
TB	25	26	10	16	30	28	12	19	17	20	5	10	27	16	4	24	5	20	25
WAS	31	31	28	27	29	32	25	16	28	23	22	1	3	26	3	26	16t	24	27

- (A)

Total Yards per Game
- (B)

Total Yards per Play
- (C)

Rushing Yards per Game
- (D)

Rushing Yards per Attempt
- (E)

Passing Net Yards per Game
- (F)

Passing Net Yards per Play
- (G)

Passing, Percent Had Intercepted
- (H)

Sacks per Pass Play
- (I)

First Downs per Game
- (J)

Third Down Efficiency
- (K)

Fourth Down Efficiency
- (L)

Punt Return Average
- (M)

Kickoff Return Average
- (N)

Gross Punting Average
- (O)

Net Punting Average
- (P)

Points per Game
- (Q)

Field Goal Percentage
- (R)

Points per Game Differential (combined offense/defense)
- (S)

Net Yards per Game Differential (combined offense/defense)

# 2025 NATIONAL FOOTBALL LEAGUE

## AFC TOTAL OFFENSE

RANK	TEAM	TOTAL	RUSH	PASS	TOTAL/G	RUSH/G	PASS/G
1	Buffalo	5337	2219	3118	381.2	158.5	222.7
2	New England	5099	1714	3385	364.2	122.4	241.8
3	Kansas City	5011	1595	3416	357.9	113.9	244.0
4	Indianapolis	5005	1799	3206	357.5	128.5	229.0
5	Denver	4837	1673	3164	345.5	119.5	226.0
6	Los Angeles Chargers	4731	1728	3003	337.9	123.4	214.5
7	Jacksonville	4700	1690	3010	335.7	120.7	215.0
8	Houston	4588	1517	3071	327.7	108.4	219.4
9	Baltimore	4544	2047	2497	324.6	146.2	178.4
10	Cincinnati	4396	1224	3172	314.0	87.4	226.6
11	Miami	4245	1707	2538	303.2	121.9	181.3
12	Pittsburgh	4034	1295	2739	288.1	92.5	195.6
13	New York Jets	3857	1799	2058	275.5	128.5	147.0
14	Cleveland	3700	1293	2407	264.3	92.4	171.9
15	Tennessee	3507	1240	2267	250.5	88.6	161.9
16	Las Vegas	3418	991	2427	244.1	70.8	173.4
	TOTALS	71009	25531	45478	317.0	114.0	203.0

## AFC TOTAL DEFENSE

RANK	TEAM	TOTAL	RUSH	PASS	TOTAL/G	RUSH/G	PASS/G
1	Houston	3769	1298	2471	269.2	92.7	176.5
2	Los Angeles Chargers	3907	1466	2441	279.1	104.7	174.4
3	Cleveland	3908	1542	2366	279.1	110.1	169.0
4	Denver	4028	1272	2756	287.7	90.9	196.9
5	New England	4202	1331	2871	300.1	95.1	205.1
6	Kansas City	4243	1387	2856	303.1	99.1	204.0
7	Jacksonville	4319	1208	3111	308.5	86.3	222.2
8	Buffalo	4377	2004	2373	312.6	143.1	169.5
9	Las Vegas	4622	1664	2958	330.1	118.9	211.3
10	Miami	4685	1850	2835	334.6	132.1	202.5
11	New York Jets	4723	1921	2802	337.4	137.2	200.1
12	Indianapolis	4798	1332	3466	342.7	95.1	247.6
13	Baltimore	4821	1555	3266	344.4	111.1	233.3
14	Tennessee	4992	1730	3262	356.6	123.6	233.0
15	Pittsburgh	5086	1692	3394	363.3	120.9	242.4
16	Cincinnati	5653	2211	3442	403.8	157.9	245.9
	TOTALS	72133	25463	46670	322.0	113.7	208.3



# 2025 NATIONAL FOOTBALL LEAGUE

## NFC TOTAL OFFENSE

RANK	TEAM	TOTAL	RUSH	PASS	TOTAL/G	RUSH/G	PASS/G
1	Dallas	5557	1691	3866	396.9	120.8	276.1
2	Los Angeles Rams	5370	1770	3600	383.6	126.4	257.1
3	Detroit	5319	1836	3483	379.9	131.1	248.8
4	Chicago	5167	2126	3041	369.1	151.9	217.2
5	Seattle	4909	1582	3327	350.6	113.0	237.6
6	San Francisco	4865	1419	3446	347.5	101.4	246.1
7	New York Giants	4805	1751	3054	343.2	125.1	218.1
8	Green Bay	4786	1638	3148	341.9	117.0	224.9
9	Atlanta	4766	1718	3048	340.4	122.7	217.7
10	Arizona	4668	1330	3338	333.4	95.0	238.4
11	Washington	4597	1919	2678	328.4	137.1	191.3
12	Tampa Bay	4433	1585	2848	316.6	113.2	203.4
13	Philadelphia	4409	1619	2790	314.9	115.6	199.3
14	Carolina	4326	1758	2568	309.0	125.6	183.4
15	New Orleans	4156	1308	2848	296.9	93.4	203.4
16	Minnesota	3911	1432	2479	279.4	102.3	177.1
	TOTALS	76044	26482	49562	339.5	118.2	221.3

## NFC TOTAL DEFENSE

RANK	TEAM	TOTAL	RUSH	PASS	TOTAL/G	RUSH/G	PASS/G
1	Seattle	3962	1282	2680	283.0	91.6	191.4
2	Green Bay	4124	1407	2717	294.6	100.5	194.1
3	Minnesota	4311	1786	2525	307.9	127.6	180.4
4	New Orleans	4357	1829	2528	311.2	130.6	180.6
5	Los Angeles Rams	4491	1415	3076	320.8	101.1	219.7
6	Philadelphia	4516	1762	2754	322.6	125.9	196.7
7	Atlanta	4530	1791	2739	323.6	127.9	195.6
8	Carolina	4641	1624	3017	331.5	116.0	215.5
9	San Francisco	4671	1485	3186	333.6	106.1	227.6
10	Detroit	4730	1494	3236	337.9	106.7	231.1
11	Chicago	4837	1773	3064	345.5	126.6	218.9
12	Tampa Bay	4875	1419	3456	348.2	101.4	246.9
13	Arizona	4915	1743	3172	351.1	124.5	226.6
14	Dallas	5249	1682	3567	374.9	120.1	254.8
15	New York Giants	5355	2150	3205	382.5	153.6	228.9
16	Washington	5356	1908	3448	382.6	136.3	246.3
	TOTALS	74920	26550	48370	334.5	118.5	215.9

# 2025 NATIONAL FOOTBALL LEAGUE

## NFL TOTAL OFFENSE

RANK	TEAM	TOTAL	RUSH	PASS	TOTAL/G	RUSH/G	PASS/G
1	Dallas	5557	1691	3866	396.9	120.8	276.1
2	Los Angeles Rams	5370	1770	3600	383.6	126.4	257.1
3	Buffalo	5337	2219	3118	381.2	158.5	222.7
4	Detroit	5319	1836	3483	379.9	131.1	248.8
5	Chicago	5167	2126	3041	369.1	151.9	217.2
6	New England	5099	1714	3385	364.2	122.4	241.8
7	Kansas City	5011	1595	3416	357.9	113.9	244.0
8	Indianapolis	5005	1799	3206	357.5	128.5	229.0
9	Seattle	4909	1582	3327	350.6	113.0	237.6
10	San Francisco	4865	1419	3446	347.5	101.4	246.1
11	Denver	4837	1673	3164	345.5	119.5	226.0
12	New York Giants	4805	1751	3054	343.2	125.1	218.1
13	Green Bay	4786	1638	3148	341.9	117.0	224.9
14	Atlanta	4766	1718	3048	340.4	122.7	217.7
15	Los Angeles Chargers	4731	1728	3003	337.9	123.4	214.5
16	Jacksonville	4700	1690	3010	335.7	120.7	215.0
17	Arizona	4668	1330	3338	333.4	95.0	238.4
18	Washington	4597	1919	2678	328.4	137.1	191.3
19	Houston	4588	1517	3071	327.7	108.4	219.4
20	Baltimore	4544	2047	2497	324.6	146.2	178.4
21	Tampa Bay	4433	1585	2848	316.6	113.2	203.4
22	Philadelphia	4409	1619	2790	314.9	115.6	199.3
23	Cincinnati	4396	1224	3172	314.0	87.4	226.6
24	Carolina	4326	1758	2568	309.0	125.6	183.4
25	Miami	4245	1707	2538	303.2	121.9	181.3
26	New Orleans	4156	1308	2848	296.9	93.4	203.4
27	Pittsburgh	4034	1295	2739	288.1	92.5	195.6
28	Minnesota	3911	1432	2479	279.4	102.3	177.1
29	New York Jets	3857	1799	2058	275.5	128.5	147.0
30	Cleveland	3700	1293	2407	264.3	92.4	171.9
31	Tennessee	3507	1240	2267	250.5	88.6	161.9
32	Las Vegas	3418	991	2427	244.1	70.8	173.4
	TOTALS	147053	52013	95040	328.2	116.1	212.1

# 2025 NATIONAL FOOTBALL LEAGUE

## NFL TOTAL DEFENSE

RANK	TEAM	TOTAL	RUSH	PASS	TOTAL/G	RUSH/G	PASS/G
1	Houston	3769	1298	2471	269.2	92.7	176.5
2	Los Angeles Chargers	3907	1466	2441	279.1	104.7	174.4
3	Cleveland	3908	1542	2366	279.1	110.1	169.0
4	Seattle	3962	1282	2680	283.0	91.6	191.4
5	Denver	4028	1272	2756	287.7	90.9	196.9
6	Green Bay	4124	1407	2717	294.6	100.5	194.1
7	New England	4202	1331	2871	300.1	95.1	205.1
8	Kansas City	4243	1387	2856	303.1	99.1	204.0
9	Minnesota	4311	1786	2525	307.9	127.6	180.4
10	Jacksonville	4319	1208	3111	308.5	86.3	222.2
11	New Orleans	4357	1829	2528	311.2	130.6	180.6
12	Buffalo	4377	2004	2373	312.6	143.1	169.5
13	Los Angeles Rams	4491	1415	3076	320.8	101.1	219.7
14	Philadelphia	4516	1762	2754	322.6	125.9	196.7
15	Atlanta	4530	1791	2739	323.6	127.9	195.6
16	Las Vegas	4622	1664	2958	330.1	118.9	211.3
17	Carolina	4641	1624	3017	331.5	116.0	215.5
18	San Francisco	4671	1485	3186	333.6	106.1	227.6
19	Miami	4685	1850	2835	334.6	132.1	202.5
20	New York Jets	4723	1921	2802	337.4	137.2	200.1
21	Detroit	4730	1494	3236	337.9	106.7	231.1
22	Indianapolis	4798	1332	3466	342.7	95.1	247.6
23	Baltimore	4821	1555	3266	344.4	111.1	233.3
24	Chicago	4837	1773	3064	345.5	126.6	218.9
25	Tampa Bay	4875	1419	3456	348.2	101.4	246.9
26	Arizona	4915	1743	3172	351.1	124.5	226.6
27	Tennessee	4992	1730	3262	356.6	123.6	233.0
28	Pittsburgh	5086	1692	3394	363.3	120.9	242.4
29	Dallas	5249	1682	3567	374.9	120.1	254.8
30	New York Giants	5355	2150	3205	382.5	153.6	228.9
31	Washington	5356	1908	3448	382.6	136.3	246.3
32	Cincinnati	5653	2211	3442	403.8	157.9	245.9
	TOTALS	147053	52013	95040	328.2	116.1	212.1

# 2025 NATIONAL FOOTBALL LEAGUE

## AFC TEAM TAKEAWAYS/GIVEAWAYS

RANK	TEAM	TAKEAWAYS			GIVEAWAYS			NET DIFF
		INT	FUM	TOTAL	INT	FUM	TOTAL	
1	Houston	16	8	24	7	3	10	+14
2t	Jacksonville	18	8	26	11	5	16	+10
2t	Pittsburgh	12	12	24	9	5	14	+10
4t	Indianapolis	12	6	18	10	6	16	+2
4t	Los Angeles Chargers	17	3	20	12	6	18	+2
6t	Buffalo	11	7	18	10	8	18	0
6t	New England	8	6	14	7	7	14	0
8t	Denver	9	3	12	9	5	14	-2
8t	Kansas City	8	3	11	12	1	13	-2
8t	Miami	7	10	17	15	4	19	-2
11t	Baltimore	9	7	16	10	10	20	-4
11t	Cleveland	10	6	16	14	6	20	-4
11t	Las Vegas	8	6	14	15	3	18	-4
11t	Tennessee	6	7	13	7	10	17	-4
15	Cincinnati	11	6	17	16	6	22	-5
16	New York Jets	0	3	3	11	9	20	-17
	TOTALS	162	101	263	175	94	269	-6

## NFC TEAM TAKEAWAYS/GIVEAWAYS

RANK	TEAM	TAKEAWAYS			GIVEAWAYS			NET DIFF
		INT	FUM	TOTAL	INT	FUM	TOTAL	
1	Chicago	21	9	30	6	4	10	+20
2t	Detroit	12	5	17	5	3	8	+9
2t	Los Angeles Rams	13	8	21	5	7	12	+9
2t	Tampa Bay	12	8	20	7	4	11	+9
5	Philadelphia	10	7	17	6	7	13	+4
6	Green Bay	7	6	13	6	4	10	+3
7	Atlanta	11	6	17	6	9	15	+2
8t	Arizona	9	8	17	9	9	18	-1
8t	Carolina	12	5	17	10	8	18	-1
8t	Seattle	16	6	22	12	11	23	-1
11	New Orleans	8	8	16	11	9	20	-4
12	San Francisco	5	9	14	13	6	19	-5
13	New York Giants	5	4	9	9	6	15	-6
14	Dallas	6	5	11	11	7	18	-7
15	Washington	7	1	8	10	10	20	-12
16	Minnesota	5	9	14	20	7	27	-13
	TOTALS	159	104	263	146	111	257	+6



# 2025 NATIONAL FOOTBALL LEAGUE

## NFL TEAM TAKEAWAYS/GIVEAWAYS

RANK	TEAM	TAKEAWAYS			GIVEAWAYS			NET DIFF
		INT	FUM	TOTAL	INT	FUM	TOTAL	
1	Chicago	21	9	30	6	4	10	+20
2	Houston	16	8	24	7	3	10	+14
3t	Jacksonville	18	8	26	11	5	16	+10
3t	Pittsburgh	12	12	24	9	5	14	+10
5t	Detroit	12	5	17	5	3	8	+9
5t	Los Angeles Rams	13	8	21	5	7	12	+9
5t	Tampa Bay	12	8	20	7	4	11	+9
8	Philadelphia	10	7	17	6	7	13	+4
9	Green Bay	7	6	13	6	4	10	+3
10t	Atlanta	11	6	17	6	9	15	+2
10t	Indianapolis	12	6	18	10	6	16	+2
10t	Los Angeles Chargers	17	3	20	12	6	18	+2
13t	Buffalo	11	7	18	10	8	18	0
13t	New England	8	6	14	7	7	14	0
15t	Arizona	9	8	17	9	9	18	-1
15t	Carolina	12	5	17	10	8	18	-1
15t	Seattle	16	6	22	12	11	23	-1
18t	Denver	9	3	12	9	5	14	-2
18t	Kansas City	8	3	11	12	1	13	-2
18t	Miami	7	10	17	15	4	19	-2
21t	Baltimore	9	7	16	10	10	20	-4
21t	Cleveland	10	6	16	14	6	20	-4
21t	Las Vegas	8	6	14	15	3	18	-4
21t	New Orleans	8	8	16	11	9	20	-4
21t	Tennessee	6	7	13	7	10	17	-4
26t	Cincinnati	11	6	17	16	6	22	-5
26t	San Francisco	5	9	14	13	6	19	-5
28	New York Giants	5	4	9	9	6	15	-6
29	Dallas	6	5	11	11	7	18	-7
30	Washington	7	1	8	10	10	20	-12
31	Minnesota	5	9	14	20	7	27	-13
32	New York Jets	0	3	3	11	9	20	-17
	TOTALS	321	205	526	321	205	526	0

# 2025 NATIONAL FOOTBALL LEAGUE

## AFC OFFENSE INSIDE THE 20

RANK	TEAM	DRIVES	PTS	TD	TD%	FG	SCORES	SCORE%
1	Pittsburgh	42	221	28	66.7%	8	36	85.7%
2	Indianapolis	57	308	37	64.9%	18	55	96.5%
3	Buffalo	53	270	34	64.2%	12	46	86.8%
4	Denver	48	256	30	62.5%	15	45	93.8%
5t	Jacksonville	55	266	33	60.0%	12	45	81.8%
5t	Kansas City	55	275	33	60.0%	15	48	87.3%
7	Miami	40	196	23	57.5%	12	35	87.5%
8	Cincinnati	39	191	22	56.4%	12	34	87.2%
9	Cleveland	32	152	18	56.3%	10	28	87.5%
10	Tennessee	26	127	14	53.8%	10	24	92.3%
11	New England	50	232	26	52.0%	17	43	86.0%
12	Las Vegas	31	142	16	51.6%	11	27	87.1%
13	Los Angeles Chargers	46	215	23	50.0%	18	41	89.1%
14	New York Jets	33	147	16	48.5%	11	27	81.8%
15	Houston	49	221	22	44.9%	23	45	91.8%
16	Baltimore	50	220	22	44.0%	22	44	88.0%
	TOTALS	706	3439	397	56.2%	226	623	88.2%

## AFC DEFENSE INSIDE THE 20

RANK	TEAM	DRIVES	PTS	TD	TD%	FG	SCORES	SCORE%
1	Denver	39	162	15	38.5%	20	35	89.7%
2	Los Angeles Chargers	43	197	22	51.2%	14	36	83.7%
3	Baltimore	54	237	28	51.9%	15	43	79.6%
4	Miami	48	222	25	52.1%	16	41	85.4%
5	Indianapolis	53	244	28	52.8%	15	43	81.1%
6	Kansas City	41	202	22	53.7%	16	38	92.7%
7	Pittsburgh	50	237	27	54.0%	17	44	88.0%
8t	Cleveland	41	206	24	58.5%	13	37	90.2%
8t	Jacksonville	41	201	24	58.5%	12	36	87.8%
10	Houston	34	164	20	58.8%	9	29	85.3%
11t	Buffalo	40	202	24	60.0%	12	36	90.0%
11t	Las Vegas	55	258	33	60.0%	10	43	78.2%
13	New York Jets	54	297	34	63.0%	20	54	100.0%
14	Cincinnati	57	289	36	63.2%	12	48	84.2%
15	Tennessee	52	275	33	63.5%	16	49	94.2%
16	New England	32	176	24	75.0%	4	28	87.5%
	TOTALS	734	3569	419	57.1%	221	640	87.2%

# 2025 NATIONAL FOOTBALL LEAGUE

## NFC OFFENSE INSIDE THE 20

RANK	TEAM	DRIVES	PTS	TD	TD%	FG	SCORES	SCORE%
1	Philadelphia	36	191	25	69.4%	6	31	86.1%
2	Detroit	55	296	37	67.3%	12	49	89.1%
3t	Los Angeles Rams	63	318	42	66.7%	9	51	81.0%
3t	Washington	36	180	24	66.7%	5	29	80.6%
5	Green Bay	51	275	33	64.7%	15	48	94.1%
6	San Francisco	54	282	34	63.0%	16	50	92.6%
7	Atlanta	42	216	26	61.9%	12	38	90.5%
8	Minnesota	43	223	26	60.5%	14	40	93.0%
9	Chicago	49	248	29	59.2%	15	44	89.8%
10	Seattle	47	240	27	57.4%	17	44	93.6%
11	Arizona	54	251	31	57.4%	12	43	79.6%
12	Dallas	56	270	32	57.1%	15	47	83.9%
13	Tampa Bay	41	189	22	53.7%	12	34	82.9%
14	Carolina	39	175	20	51.3%	13	33	84.6%
15	New York Giants	46	194	23	50.0%	12	35	76.1%
16	New Orleans	37	153	16	43.2%	14	30	81.1%
	TOTALS	749	3701	447	59.7%	199	646	86.2%

## NFC DEFENSE INSIDE THE 20

RANK	TEAM	DRIVES	PTS	TD	TD%	FG	SCORES	SCORE%
1t	Los Angeles Rams	44	182	20	45.5%	15	35	79.5%
1t	Minnesota	44	195	20	45.5%	18	38	86.4%
3	Philadelphia	39	173	19	48.7%	13	32	82.1%
4	Seattle	43	187	22	51.2%	10	32	74.4%
5	Carolina	46	224	26	56.5%	14	40	87.0%
6	San Francisco	44	211	25	56.8%	13	38	86.4%
7	New Orleans	40	192	23	57.5%	11	34	85.0%
8	Atlanta	43	214	25	58.1%	13	38	88.4%
9	Arizona	56	277	33	58.9%	17	50	89.3%
10	Chicago	43	214	26	60.5%	11	37	86.0%
11	Detroit	47	242	29	61.7%	14	43	91.5%
12	Green Bay	40	202	25	62.5%	9	34	85.0%
13	Washington	54	287	35	64.8%	14	49	90.7%
14	New York Giants	48	260	32	66.7%	12	44	91.7%
15t	Dallas	54	314	39	72.2%	14	53	98.1%
15t	Tampa Bay	36	197	26	72.2%	6	32	88.9%
	TOTALS	721	3571	425	58.9%	204	629	87.2%

# 2025 NATIONAL FOOTBALL LEAGUE

## NFL OFFENSE INSIDE THE 20

RANK	TEAM	DRIVES	PTS	TD	TD%	FG	SCORES	SCORE%
1	Philadelphia	36	191	25	69.4%	6	31	86.1%
2	Detroit	55	296	37	67.3%	12	49	89.1%
3t	Los Angeles Rams	63	318	42	66.7%	9	51	81.0%
3t	Pittsburgh	42	221	28	66.7%	8	36	85.7%
3t	Washington	36	180	24	66.7%	5	29	80.6%
6	Indianapolis	57	308	37	64.9%	18	55	96.5%
7	Green Bay	51	275	33	64.7%	15	48	94.1%
8	Buffalo	53	270	34	64.2%	12	46	86.8%
9	San Francisco	54	282	34	63.0%	16	50	92.6%
10	Denver	48	256	30	62.5%	15	45	93.8%
11	Atlanta	42	216	26	61.9%	12	38	90.5%
12	Minnesota	43	223	26	60.5%	14	40	93.0%
13t	Jacksonville	55	266	33	60.0%	12	45	81.8%
13t	Kansas City	55	275	33	60.0%	15	48	87.3%
15	Chicago	49	248	29	59.2%	15	44	89.8%
16	Miami	40	196	23	57.5%	12	35	87.5%
17	Seattle	47	240	27	57.4%	17	44	93.6%
18	Arizona	54	251	31	57.4%	12	43	79.6%
19	Dallas	56	270	32	57.1%	15	47	83.9%
20	Cincinnati	39	191	22	56.4%	12	34	87.2%
21	Cleveland	32	152	18	56.3%	10	28	87.5%
22	Tennessee	26	127	14	53.8%	10	24	92.3%
23	Tampa Bay	41	189	22	53.7%	12	34	82.9%
24	New England	50	232	26	52.0%	17	43	86.0%
25	Las Vegas	31	142	16	51.6%	11	27	87.1%
26	Carolina	39	175	20	51.3%	13	33	84.6%
27t	Los Angeles Chargers	46	215	23	50.0%	18	41	89.1%
27t	New York Giants	46	194	23	50.0%	12	35	76.1%
29	New York Jets	33	147	16	48.5%	11	27	81.8%
30	Houston	49	221	22	44.9%	23	45	91.8%
31	Baltimore	50	220	22	44.0%	22	44	88.0%
32	New Orleans	37	153	16	43.2%	14	30	81.1%
	TOTALS	1455	7140	844	58.0%	425	1269	87.2%



# 2025 NATIONAL FOOTBALL LEAGUE

## NFL DEFENSE INSIDE THE 20

RANK	TEAM	DRIVES	PTS	TD	TD%	FG	SCORES	SCORE%
1	Denver	39	162	15	38.5%	20	35	89.7%
2t	Los Angeles Rams	44	182	20	45.5%	15	35	79.5%
2t	Minnesota	44	195	20	45.5%	18	38	86.4%
4	Philadelphia	39	173	19	48.7%	13	32	82.1%
5t	Los Angeles Chargers	43	197	22	51.2%	14	36	83.7%
5t	Seattle	43	187	22	51.2%	10	32	74.4%
7	Baltimore	54	237	28	51.9%	15	43	79.6%
8	Miami	48	222	25	52.1%	16	41	85.4%
9	Indianapolis	53	244	28	52.8%	15	43	81.1%
10	Kansas City	41	202	22	53.7%	16	38	92.7%
11	Pittsburgh	50	237	27	54.0%	17	44	88.0%
12	Carolina	46	224	26	56.5%	14	40	87.0%
13	San Francisco	44	211	25	56.8%	13	38	86.4%
14	New Orleans	40	192	23	57.5%	11	34	85.0%
15	Atlanta	43	214	25	58.1%	13	38	88.4%
16t	Cleveland	41	206	24	58.5%	13	37	90.2%
16t	Jacksonville	41	201	24	58.5%	12	36	87.8%
18	Houston	34	164	20	58.8%	9	29	85.3%
19	Arizona	56	277	33	58.9%	17	50	89.3%
20t	Buffalo	40	202	24	60.0%	12	36	90.0%
20t	Las Vegas	55	258	33	60.0%	10	43	78.2%
22	Chicago	43	214	26	60.5%	11	37	86.0%
23	Detroit	47	242	29	61.7%	14	43	91.5%
24	Green Bay	40	202	25	62.5%	9	34	85.0%
25	New York Jets	54	297	34	63.0%	20	54	100.0%
26	Cincinnati	57	289	36	63.2%	12	48	84.2%
27	Tennessee	52	275	33	63.5%	16	49	94.2%
28	Washington	54	287	35	64.8%	14	49	90.7%
29	New York Giants	48	260	32	66.7%	12	44	91.7%
30t	Dallas	54	314	39	72.2%	14	53	98.1%
30t	Tampa Bay	36	197	26	72.2%	6	32	88.9%
32	New England	32	176	24	75.0%	4	28	87.5%
	TOTALS	1455	7140	844	58.0%	425	1269	87.2%

# 2025 NATIONAL FOOTBALL LEAGUE

## AFC TEAM OFFENSE FIRST DOWNS, THIRD DOWNS & FOURTH DOWNS

RANK	TEAM	FIRST DOWNS				THIRD DOWNS			FOURTH DOWNS		
		TOTAL	RUSH	PASS	PEN	MADE	ATT	PCT	MADE	ATT	PCT
1t	Buffalo	308	116	163	29	80	174	46.0%	14	22	63.6%
1t	Kansas City	308	110	174	24	74	182	40.7%	22	29	75.9%
3	Indianapolis	298	106	166	26	66	159	41.5%	17	24	70.8%
4	Jacksonville	289	104	155	30	66	179	36.9%	16	27	59.3%
5	New England	286	101	165	20	72	167	43.1%	14	19	73.7%
6t	Denver	278	90	164	24	75	186	40.3%	8	16	50.0%
6t	Los Angeles Chargers	278	100	152	26	95	205	46.3%	9	15	60.0%
8	Cincinnati	276	78	164	34	75	183	41.0%	11	17	64.7%
9	Houston	269	80	157	32	72	192	37.5%	11	19	57.9%
10	Baltimore	254	110	121	23	62	166	37.3%	13	23	56.5%
11	Miami	246	87	147	12	56	157	35.7%	10	20	50.0%
12	Pittsburgh	239	88	123	28	64	163	39.3%	9	16	56.3%
13	New York Jets	237	100	119	18	68	185	36.8%	13	28	46.4%
14	Cleveland	224	81	113	30	62	196	31.6%	11	26	42.3%
15	Las Vegas	218	54	140	24	59	170	34.7%	9	25	36.0%
16	Tennessee	211	66	128	17	56	186	30.1%	13	27	48.1%
	TOTALS	4219	1471	2351	397	1102	2850	38.7%	200	353	56.7%

## AFC TEAM DEFENSE FIRST DOWNS, THIRD DOWNS & FOURTH DOWNS

RANK	TEAM	FIRST DOWNS				THIRD DOWNS			FOURTH DOWNS		
		TOTAL	RUSH	PASS	PEN	MADE	ATT	PCT	MADE	ATT	PCT
1	Houston	229	68	132	29	60	177	33.9%	9	20	45.0%
2	Cleveland	230	79	130	21	72	192	37.5%	6	12	50.0%
3	Kansas City	235	80	130	25	74	174	42.5%	5	18	27.8%
4	Los Angeles Chargers	238	88	124	26	58	164	35.4%	12	22	54.5%
5	Denver	254	67	148	39	61	191	31.9%	10	20	50.0%
6	New England	257	84	149	24	60	160	37.5%	8	23	34.8%
7	Buffalo	258	111	125	22	68	163	41.7%	9	15	60.0%
8	Baltimore	268	91	155	22	71	196	36.2%	20	34	58.8%
9	Jacksonville	275	70	169	36	75	179	41.9%	9	24	37.5%
10	Miami	277	96	148	33	66	173	38.2%	17	24	70.8%
11	Las Vegas	282	107	150	25	90	184	48.9%	11	19	57.9%
12	Tennessee	289	95	162	32	71	175	40.6%	12	16	75.0%
13	New York Jets	291	105	156	30	61	173	35.3%	10	13	76.9%
14	Indianapolis	301	96	175	30	75	181	41.4%	13	25	52.0%
15	Pittsburgh	306	113	169	24	84	198	42.4%	25	33	75.8%
16	Cincinnati	311	116	174	21	79	168	47.0%	13	20	65.0%
	TOTALS	4301	1466	2396	439	1125	2848	39.5%	189	338	55.9%

# 2025 NATIONAL FOOTBALL LEAGUE

## NFC TEAM OFFENSE FIRST DOWNS, THIRD DOWNS & FOURTH DOWNS

RANK	TEAM	FIRST DOWNS				THIRD DOWNS			FOURTH DOWNS		
		TOTAL	RUSH	PASS	PEN	MADE	ATT	PCT	MADE	ATT	PCT
1t	Dallas	329	97	195	37	72	172	41.9%	14	24	58.3%
1t	Los Angeles Rams	329	105	193	31	54	143	37.8%	16	22	72.7%
3	San Francisco	310	97	192	21	90	183	49.2%	11	18	61.1%
4	Chicago	296	123	154	19	85	193	44.0%	10	22	45.5%
5	New York Giants	288	115	136	37	74	187	39.6%	16	35	45.7%
6	Arizona	287	78	185	24	79	187	42.2%	8	22	36.4%
7	Detroit	281	92	176	13	66	172	38.4%	15	27	55.6%
8	Green Bay	280	99	157	24	88	175	50.3%	13	20	65.0%
9	Atlanta	277	96	154	27	53	166	31.9%	11	22	50.0%
10	Seattle	275	97	149	29	63	166	38.0%	7	10	70.0%
11	Tampa Bay	270	95	139	36	72	186	38.7%	11	27	40.7%
12	Washington	266	102	133	31	62	162	38.3%	14	24	58.3%
13t	Carolina	264	95	145	24	66	174	37.9%	23	33	69.7%
13t	New Orleans	264	85	145	34	70	179	39.1%	10	29	34.5%
15	Philadelphia	251	93	136	22	65	174	37.4%	11	18	61.1%
16	Minnesota	242	81	133	28	50	160	31.3%	13	22	59.1%
	TOTALS	4509	1550	2522	437	1109	2779	39.9%	203	375	54.1%

## NFC TEAM DEFENSE FIRST DOWNS, THIRD DOWNS & FOURTH DOWNS

RANK	TEAM	FIRST DOWNS				THIRD DOWNS			FOURTH DOWNS		
		TOTAL	RUSH	PASS	PEN	MADE	ATT	PCT	MADE	ATT	PCT
1	Seattle	246	69	148	29	64	194	33.0%	19	35	54.3%
2	Green Bay	257	82	148	27	72	183	39.3%	17	32	53.1%
3	Minnesota	262	123	118	21	67	187	35.8%	13	19	68.4%
4t	Carolina	265	97	151	17	74	165	44.8%	14	21	66.7%
4t	Chicago	265	94	146	25	59	156	37.8%	9	19	47.4%
6t	Los Angeles Rams	268	88	159	21	69	191	36.1%	22	40	55.0%
6t	Philadelphia	268	109	130	29	78	191	40.8%	7	24	29.2%
8	New Orleans	269	110	133	26	62	169	36.7%	13	26	50.0%
9	Tampa Bay	270	71	178	21	68	168	40.5%	12	28	42.9%
10	San Francisco	276	94	159	23	60	157	38.2%	10	18	55.6%
11	Atlanta	277	104	150	23	70	176	39.8%	15	25	60.0%
12	Detroit	280	81	167	32	64	174	36.8%	18	28	64.3%
13	Arizona	302	105	171	26	64	164	39.0%	8	18	44.4%
14	Washington	303	103	179	21	70	170	41.2%	14	23	60.9%
15	Dallas	307	115	169	23	79	170	46.5%	13	20	65.0%
16	New York Giants	312	110	171	31	66	166	39.8%	10	14	71.4%
	TOTALS	4427	1555	2477	395	1086	2781	39.1%	214	390	54.9%

# 2025 NATIONAL FOOTBALL LEAGUE

## NFL TEAM OFFENSE FIRST DOWNS, THIRD DOWNS & FOURTH DOWNS

RANK	TEAM	FIRST DOWNS				THIRD DOWNS			FOURTH DOWNS		
		TOTAL	RUSH	PASS	PEN	MADE	ATT	PCT	MADE	ATT	PCT
1t	Dallas	329	97	195	37	72	172	41.9%	14	24	58.3%
1t	Los Angeles Rams	329	105	193	31	54	143	37.8%	16	22	72.7%
3	San Francisco	310	97	192	21	90	183	49.2%	11	18	61.1%
4t	Buffalo	308	116	163	29	80	174	46.0%	14	22	63.6%
4t	Kansas City	308	110	174	24	74	182	40.7%	22	29	75.9%
6	Indianapolis	298	106	166	26	66	159	41.5%	17	24	70.8%
7	Chicago	296	123	154	19	85	193	44.0%	10	22	45.5%
8	Jacksonville	289	104	155	30	66	179	36.9%	16	27	59.3%
9	New York Giants	288	115	136	37	74	187	39.6%	16	35	45.7%
10	Arizona	287	78	185	24	79	187	42.2%	8	22	36.4%
11	New England	286	101	165	20	72	167	43.1%	14	19	73.7%
12	Detroit	281	92	176	13	66	172	38.4%	15	27	55.6%
13	Green Bay	280	99	157	24	88	175	50.3%	13	20	65.0%
14t	Denver	278	90	164	24	75	186	40.3%	8	16	50.0%
14t	Los Angeles Chargers	278	100	152	26	95	205	46.3%	9	15	60.0%
16	Atlanta	277	96	154	27	53	166	31.9%	11	22	50.0%
17	Cincinnati	276	78	164	34	75	183	41.0%	11	17	64.7%
18	Seattle	275	97	149	29	63	166	38.0%	7	10	70.0%
19	Tampa Bay	270	95	139	36	72	186	38.7%	11	27	40.7%
20	Houston	269	80	157	32	72	192	37.5%	11	19	57.9%
21	Washington	266	102	133	31	62	162	38.3%	14	24	58.3%
22t	Carolina	264	95	145	24	66	174	37.9%	23	33	69.7%
22t	New Orleans	264	85	145	34	70	179	39.1%	10	29	34.5%
24	Baltimore	254	110	121	23	62	166	37.3%	13	23	56.5%
25	Philadelphia	251	93	136	22	65	174	37.4%	11	18	61.1%
26	Miami	246	87	147	12	56	157	35.7%	10	20	50.0%
27	Minnesota	242	81	133	28	50	160	31.3%	13	22	59.1%
28	Pittsburgh	239	88	123	28	64	163	39.3%	9	16	56.3%
29	New York Jets	237	100	119	18	68	185	36.8%	13	28	46.4%
30	Cleveland	224	81	113	30	62	196	31.6%	11	26	42.3%
31	Las Vegas	218	54	140	24	59	170	34.7%	9	25	36.0%
32	Tennessee	211	66	128	17	56	186	30.1%	13	27	48.1%
	TOTALS	8728	3021	4873	834	2211	5629	39.3%	403	728	55.4%



# 2025 NATIONAL FOOTBALL LEAGUE

## NFL TEAM DEFENSE FIRST DOWNS, THIRD DOWNS & FOURTH DOWNS

RANK	TEAM	FIRST DOWNS				THIRD DOWNS			FOURTH DOWNS		
		TOTAL	RUSH	PASS	PEN	MADE	ATT	PCT	MADE	ATT	PCT
1	Houston	229	68	132	29	60	177	33.9%	9	20	45.0%
2	Cleveland	230	79	130	21	72	192	37.5%	6	12	50.0%
3	Kansas City	235	80	130	25	74	174	42.5%	5	18	27.8%
4	Los Angeles Chargers	238	88	124	26	58	164	35.4%	12	22	54.5%
5	Seattle	246	69	148	29	64	194	33.0%	19	35	54.3%
6	Denver	254	67	148	39	61	191	31.9%	10	20	50.0%
7t	Green Bay	257	82	148	27	72	183	39.3%	17	32	53.1%
7t	New England	257	84	149	24	60	160	37.5%	8	23	34.8%
9	Buffalo	258	111	125	22	68	163	41.7%	9	15	60.0%
10	Minnesota	262	123	118	21	67	187	35.8%	13	19	68.4%
11t	Carolina	265	97	151	17	74	165	44.8%	14	21	66.7%
11t	Chicago	265	94	146	25	59	156	37.8%	9	19	47.4%
13t	Baltimore	268	91	155	22	71	196	36.2%	20	34	58.8%
13t	Los Angeles Rams	268	88	159	21	69	191	36.1%	22	40	55.0%
13t	Philadelphia	268	109	130	29	78	191	40.8%	7	24	29.2%
16	New Orleans	269	110	133	26	62	169	36.7%	13	26	50.0%
17	Tampa Bay	270	71	178	21	68	168	40.5%	12	28	42.9%
18	Jacksonville	275	70	169	36	75	179	41.9%	9	24	37.5%
19	San Francisco	276	94	159	23	60	157	38.2%	10	18	55.6%
20t	Atlanta	277	104	150	23	70	176	39.8%	15	25	60.0%
20t	Miami	277	96	148	33	66	173	38.2%	17	24	70.8%
22	Detroit	280	81	167	32	64	174	36.8%	18	28	64.3%
23	Las Vegas	282	107	150	25	90	184	48.9%	11	19	57.9%
24	Tennessee	289	95	162	32	71	175	40.6%	12	16	75.0%
25	New York Jets	291	105	156	30	61	173	35.3%	10	13	76.9%
26	Indianapolis	301	96	175	30	75	181	41.4%	13	25	52.0%
27	Arizona	302	105	171	26	64	164	39.0%	8	18	44.4%
28	Washington	303	103	179	21	70	170	41.2%	14	23	60.9%
29	Pittsburgh	306	113	169	24	84	198	42.4%	25	33	75.8%
30	Dallas	307	115	169	23	79	170	46.5%	13	20	65.0%
31	Cincinnati	311	116	174	21	79	168	47.0%	13	20	65.0%
32	New York Giants	312	110	171	31	66	166	39.8%	10	14	71.4%
	TOTALS	8728	3021	4873	834	2211	5629	39.3%	403	728	55.4%

# 2025 NATIONAL FOOTBALL LEAGUE

## AFC OFFENSIVE FIRST DOWN YARDAGE

RANK	TEAM	YDS/PL	PLAYS	YARDS
1	Baltimore	6.56	358	2349
2	Indianapolis	6.35	387	2459
3	New England	6.06	384	2326
4	Kansas City	5.99	400	2396
5	Miami	5.83	345	2010
6	Buffalo	5.59	394	2203
7	Cincinnati	5.46	376	2053
8	New York Jets	5.45	357	1947
9	Denver	5.34	391	2089
10	Jacksonville	5.29	394	2086
11	Pittsburgh	5.23	339	1773
12	Las Vegas	4.93	337	1662
13	Houston	4.85	383	1859
14	Tennessee	4.76	333	1584
15	Los Angeles Chargers	4.58	379	1734
16	Cleveland	4.31	356	1534
	TOTALS	5.42	5913	32064

## AFC DEFENSIVE FIRST DOWN YARDAGE

RANK	TEAM	YDS/PL	PLAYS	YARDS
1	Houston	4.61	344	1587
2	Denver	4.68	371	1735
3	Las Vegas	4.85	381	1849
4	Indianapolis	5.05	403	2035
5	Cleveland	5.10	355	1810
6	Jacksonville	5.34	382	2041
7	Los Angeles Chargers	5.41	345	1866
8	Pittsburgh	5.59	410	2290
9	Kansas City	5.64	339	1911
10	New York Jets	5.69	391	2226
11	Baltimore	5.72	375	2145
12	New England	5.74	357	2048
13	Buffalo	5.78	355	2052
14	Miami	6.03	373	2251
15	Tennessee	6.13	389	2386
16	Cincinnati	6.67	405	2702
	TOTALS	5.51	5975	32934

# 2025 NATIONAL FOOTBALL LEAGUE

## NFC OFFENSIVE FIRST DOWN YARDAGE

RANK	TEAM	YDS/PL	PLAYS	YARDS
1	Los Angeles Rams	6.49	411	2669
2	Seattle	6.47	382	2472
3	Detroit	6.45	380	2452
4	Atlanta	6.25	391	2442
5	Dallas	6.11	427	2608
6	Chicago	5.77	407	2348
7	New York Giants	5.53	382	2111
8	Minnesota	5.47	348	1904
9	Green Bay	5.44	372	2022
10	San Francisco	5.30	410	2173
11	Tampa Bay	5.30	381	2018
12	Carolina	5.23	367	1918
13	Philadelphia	5.12	359	1837
14	Washington	4.88	364	1777
15	Arizona	4.84	397	1921
16	New Orleans	4.63	379	1753
	TOTALS	5.59	6157	34425

## NFC DEFENSIVE FIRST DOWN YARDAGE

RANK	TEAM	YDS/PL	PLAYS	YARDS
1	Green Bay	4.32	354	1529
2	Seattle	4.66	366	1705
3	Los Angeles Rams	5.06	379	1917
4	Carolina	5.20	357	1855
5	Philadelphia	5.29	385	2036
6	Minnesota	5.33	371	1976
7	San Francisco	5.34	376	2008
8	New Orleans	5.36	375	2009
9	Atlanta	5.36	385	2063
10	Detroit	5.52	390	2153
11	Tampa Bay	5.63	379	2134
12	New York Giants	5.86	408	2389
13	Dallas	6.17	397	2448
14	Arizona	6.18	409	2527
15	Chicago	6.23	371	2313
16	Washington	6.34	393	2493
	TOTALS	5.51	6095	33555

# 2025 NATIONAL FOOTBALL LEAGUE

## NFL OFFENSIVE FIRST DOWN YARDAGE

RANK	TEAM	YDS/PL	PLAYS	YARDS
1	Baltimore	6.56	358	2349
2	Los Angeles Rams	6.49	411	2669
3	Seattle	6.47	382	2472
4	Detroit	6.45	380	2452
5	Indianapolis	6.35	387	2459
6	Atlanta	6.25	391	2442
7	Dallas	6.11	427	2608
8	New England	6.06	384	2326
9	Kansas City	5.99	400	2396
10	Miami	5.83	345	2010
11	Chicago	5.77	407	2348
12	Buffalo	5.59	394	2203
13	New York Giants	5.53	382	2111
14	Minnesota	5.47	348	1904
15	Cincinnati	5.46	376	2053
16	New York Jets	5.45	357	1947
17	Green Bay	5.44	372	2022
18	Denver	5.34	391	2089
19	San Francisco	5.30	410	2173
20	Tampa Bay	5.30	381	2018
21	Jacksonville	5.29	394	2086
22	Pittsburgh	5.23	339	1773
23	Carolina	5.23	367	1918
24	Philadelphia	5.12	359	1837
25	Las Vegas	4.93	337	1662
26	Washington	4.88	364	1777
27	Houston	4.85	383	1859
28	Arizona	4.84	397	1921
29	Tennessee	4.76	333	1584
30	New Orleans	4.63	379	1753
31	Los Angeles Chargers	4.58	379	1734
32	Cleveland	4.31	356	1534
	TOTALS	5.51	12070	66489



# 2025 NATIONAL FOOTBALL LEAGUE

## NFL DEFENSIVE FIRST DOWN YARDAGE

RANK	TEAM	YDS/PL	PLAYS	YARDS
1	Green Bay	4.32	354	1529
2	Houston	4.61	344	1587
3	Seattle	4.66	366	1705
4	Denver	4.68	371	1735
5	Las Vegas	4.85	381	1849
6	Indianapolis	5.05	403	2035
7	Los Angeles Rams	5.06	379	1917
8	Cleveland	5.10	355	1810
9	Carolina	5.20	357	1855
10	Philadelphia	5.29	385	2036
11	Minnesota	5.33	371	1976
12	San Francisco	5.34	376	2008
13	Jacksonville	5.34	382	2041
14	New Orleans	5.36	375	2009
15	Atlanta	5.36	385	2063
16	Los Angeles Chargers	5.41	345	1866
17	Detroit	5.52	390	2153
18	Pittsburgh	5.59	410	2290
19	Tampa Bay	5.63	379	2134
20	Kansas City	5.64	339	1911
21	New York Jets	5.69	391	2226
22	Baltimore	5.72	375	2145
23	New England	5.74	357	2048
24	Buffalo	5.78	355	2052
25	New York Giants	5.86	408	2389
26	Miami	6.03	373	2251
27	Tennessee	6.13	389	2386
28	Dallas	6.17	397	2448
29	Arizona	6.18	409	2527
30	Chicago	6.23	371	2313
31	Washington	6.34	393	2493
32	Cincinnati	6.67	405	2702
	TOTALS	5.51	12070	66489

# 2025 NATIONAL FOOTBALL LEAGUE

## AFC KICKOFFS (RECEIVING TEAM)

RANK	TEAM	TOTAL KO	ADJ KO	TB	TB%	EZ	EZ%	OB	IN20	AVG START
1	New York Jets	87	85	21	24.7%	27	31.8%	3	3	34.8
2	Buffalo	69	68	8	11.8%	16	23.5%	2	8	32.0
3	Las Vegas	76	74	15	20.3%	21	28.4%	3	3	31.5
4	Jacksonville	67	65	15	23.1%	22	33.8%	3	5	31.2
5	Indianapolis	69	68	13	19.1%	20	29.4%	1	5	31.2
6	Houston	54	52	14	26.9%	18	34.6%	0	1	31.1
7	Cincinnati	86	86	14	16.3%	20	23.3%	0	3	30.9
8	Baltimore	76	76	11	14.5%	17	22.4%	2	5	30.7
9	Miami	69	64	9	14.1%	18	28.1%	2	4	30.5
10	Tennessee	81	79	19	24.1%	25	31.6%	3	9	30.2
11	New England	63	60	9	15.0%	12	20.0%	2	6	30.0
12	Kansas City	63	62	4	6.5%	17	27.4%	0	4	29.1
13	Pittsburgh	74	69	11	15.9%	17	24.6%	4	6	29.1
14	Denver	65	63	9	14.3%	16	25.4%	2	6	29.1
15	Los Angeles Chargers	68	66	11	16.7%	18	27.3%	0	0	29.1
16	Cleveland	72	72	9	12.5%	15	20.8%	4	5	28.5
	TOTALS	1139	1109	192	17.3%	299	27.0%	31	73	30.6

## AFC KICKOFFS (KICKING TEAM)

RANK	TEAM	TOTAL KO	ADJ KO	TB	TB%	EZ	EZ%	OB	IN20	AVG START
1	Pittsburgh	74	71	4	5.6%	10	14.1%	3	2	28.9
2	Indianapolis	84	81	5	6.2%	11	13.6%	3	6	29.4
3	Houston	77	76	16	21.1%	23	30.3%	1	4	29.7
4	Kansas City	72	71	11	15.5%	13	18.3%	2	6	29.7
5	Tennessee	58	55	14	25.5%	23	41.8%	4	3	30.0
6	Cincinnati	70	67	9	13.4%	15	22.4%	0	2	30.2
7	Buffalo	82	81	10	12.3%	15	18.5%	1	7	30.6
8	Miami	67	64	11	17.2%	19	29.7%	2	9	30.7
9	Las Vegas	51	48	5	10.4%	9	18.8%	2	6	30.9
10	New England	77	75	14	18.7%	22	29.3%	2	6	30.9
11	New York Jets	64	60	9	15.0%	15	25.0%	1	0	31.1
12	Jacksonville	78	75	26	34.7%	36	48.0%	3	3	31.2
13	Denver	72	71	16	22.5%	30	42.3%	2	4	31.5
14	Baltimore	76	73	7	9.6%	11	15.1%	6	3	31.6
15	Los Angeles Chargers	77	76	13	17.1%	22	28.9%	3	4	31.7
16	Cleveland	55	51	10	19.6%	12	23.5%	0	3	32.9
	TOTALS	1134	1095	180	16.4%	286	26.1%	35	68	30.6

ADJ KO: Adjusted kickoffs are used to compute Avg. Team Drive Start. Adjusted kickoffs do not include onside kicks or kickoffs at the end of a half unless either kickoff is returned for a touchdown. Adjusted kickoffs also do not include non-  
onside kickoffs that result in the kicking team ultimately retaining possession.  
IN20: The number of drives that start inside (not including) the 20-yard line.

# 2025 NATIONAL FOOTBALL LEAGUE

## NFC KICKOFFS (RECEIVING TEAM)

RANK	TEAM	TOTAL KO	ADJ KO	TB	TB%	EZ	EZ%	OB	IN20	AVG START
1	San Francisco	66	62	19	30.6%	23	37.1%	5	0	34.4
2	Seattle	57	55	9	16.4%	16	29.1%	3	2	32.0
3	Los Angeles Rams	60	57	9	15.8%	9	15.8%	3	1	31.6
4	New York Giants	78	77	16	20.8%	25	32.5%	1	3	31.5
5	Detroit	76	71	14	19.7%	19	26.8%	2	3	31.4
6	Chicago	72	68	10	14.7%	16	23.5%	4	4	30.7
7	Washington	81	79	17	21.5%	25	31.6%	3	9	30.2
8	Carolina	71	71	20	28.2%	22	31.0%	2	3	30.0
9	New Orleans	74	74	17	23.0%	23	31.1%	1	6	30.0
10	Green Bay	64	61	13	21.3%	18	29.5%	3	5	29.4
11	Tampa Bay	73	70	20	28.6%	31	44.3%	3	3	29.1
12	Arizona	84	82	16	19.5%	34	41.5%	1	4	29.0
13	Dallas	85	82	16	19.5%	22	26.8%	2	9	29.0
14	Atlanta	75	73	14	19.2%	19	26.0%	0	6	28.6
15	Minnesota	75	71	8	11.3%	23	32.4%	3	8	28.4
16	Philadelphia	65	63	10	15.9%	15	23.8%	1	9	28.3
	TOTALS	1156	1116	228	20.4%	340	30.5%	37	75	30.1

## NFC KICKOFFS (KICKING TEAM)

RANK	TEAM	TOTAL KO	ADJ KO	TB	TB%	EZ	EZ%	OB	IN20	AVG START
1	New York Giants	68	66	8	12.1%	19	28.8%	4	11	28.0
2	Carolina	61	58	9	15.5%	10	17.2%	0	4	28.0
3	Seattle	87	84	16	19.0%	28	33.3%	2	5	28.1
4	Washington	62	59	11	18.6%	18	30.5%	3	7	28.3
5	Philadelphia	69	68	9	13.2%	11	16.2%	1	6	28.9
6	Los Angeles Rams	83	82	46	56.1%	52	63.4%	1	9	29.4
7	Detroit	85	83	12	14.5%	25	30.1%	5	8	29.9
8	Green Bay	74	73	18	24.7%	31	42.5%	1	3	30.0
9	Chicago	80	79	18	22.8%	26	32.9%	2	3	30.0
10	Minnesota	67	65	11	16.9%	18	27.7%	2	4	30.1
11	Dallas	86	84	15	17.9%	20	23.8%	2	6	30.4
12	San Francisco	78	76	15	19.7%	23	30.3%	1	3	31.8
13	New Orleans	57	55	13	23.6%	18	32.7%	3	0	31.9
14	Tampa Bay	70	68	9	13.2%	14	20.6%	1	4	32.1
15	Arizona	68	65	13	20.0%	14	21.5%	2	4	33.0
16	Atlanta	66	65	17	26.2%	26	40.0%	3	3	33.3
	TOTALS	1161	1130	240	21.2%	353	31.2%	33	80	30.2

ADJ KO: Adjusted kickoffs are used to compute Avg. Team Drive Start. Adjusted kickoffs do not include onside kicks or kickoffs at the end of a half unless either kickoff is returned for a touchdown. Adjusted kickoffs also do not include non-  
onside kickoffs that result in the kicking team ultimately retaining possession.  
IN20: The number of drives that start inside (not including) the 20-yard line.

# 2025 NATIONAL FOOTBALL LEAGUE

## NFL KICKOFFS (RECEIVING TEAM)

RANK	TEAM	TOTAL KO	ADJ KO	TB	TB%	EZ	EZ%	OB	IN20	AVG START
1	New York Jets	87	85	21	24.7%	27	31.8%	3	3	34.8
2	San Francisco	66	62	19	30.6%	23	37.1%	5	0	34.4
3	Buffalo	69	68	8	11.8%	16	23.5%	2	8	32.0
4	Seattle	57	55	9	16.4%	16	29.1%	3	2	32.0
5	Los Angeles Rams	60	57	9	15.8%	9	15.8%	3	1	31.6
6	New York Giants	78	77	16	20.8%	25	32.5%	1	3	31.5
7	Las Vegas	76	74	15	20.3%	21	28.4%	3	3	31.5
8	Detroit	76	71	14	19.7%	19	26.8%	2	3	31.4
9	Jacksonville	67	65	15	23.1%	22	33.8%	3	5	31.2
10	Indianapolis	69	68	13	19.1%	20	29.4%	1	5	31.2
11	Houston	54	52	14	26.9%	18	34.6%	0	1	31.1
12	Cincinnati	86	86	14	16.3%	20	23.3%	0	3	30.9
13	Baltimore	76	76	11	14.5%	17	22.4%	2	5	30.7
14	Chicago	72	68	10	14.7%	16	23.5%	4	4	30.7
15	Miami	69	64	9	14.1%	18	28.1%	2	4	30.5
16t	Tennessee	81	79	19	24.1%	25	31.6%	3	9	30.2
16t	Washington	81	79	17	21.5%	25	31.6%	3	9	30.2
18	New England	63	60	9	15.0%	12	20.0%	2	6	30.0
19	Carolina	71	71	20	28.2%	22	31.0%	2	3	30.0
20	New Orleans	74	74	17	23.0%	23	31.1%	1	6	30.0
21	Green Bay	64	61	13	21.3%	18	29.5%	3	5	29.4
22	Kansas City	63	62	4	6.5%	17	27.4%	0	4	29.1
23	Pittsburgh	74	69	11	15.9%	17	24.6%	4	6	29.1
24	Denver	65	63	9	14.3%	16	25.4%	2	6	29.1
25	Los Angeles Chargers	68	66	11	16.7%	18	27.3%	0	0	29.1
26	Tampa Bay	73	70	20	28.6%	31	44.3%	3	3	29.1
27	Arizona	84	82	16	19.5%	34	41.5%	1	4	29.0
28	Dallas	85	82	16	19.5%	22	26.8%	2	9	29.0
29	Atlanta	75	73	14	19.2%	19	26.0%	0	6	28.6
30	Cleveland	72	72	9	12.5%	15	20.8%	4	5	28.5
31	Minnesota	75	71	8	11.3%	23	32.4%	3	8	28.4
32	Philadelphia	65	63	10	15.9%	15	23.8%	1	9	28.3
	TOTALS	4590	4450	840	18.9%	1278	28.7%	136	296	30.4

ADJ KO: Adjusted kickoffs are used to compute Avg. Team Drive Start. Adjusted kickoffs do not include onside kicks or kickoffs at the end of a half unless either kickoff is returned for a touchdown. Adjusted kickoffs also do not include non-onside kickoffs that result in the kicking team ultimately retaining possession.  
IN20: The number of drives that start inside (not including) the 20-yard line.



# 2025 NATIONAL FOOTBALL LEAGUE

## NFL KICKOFFS (KICKING TEAM)

RANK	TEAM	TOTAL KO	ADJ KO	TB	TB%	EZ	EZ%	OB	IN20	AVG START
1	New York Giants	68	66	8	12.1%	19	28.8%	4	11	28.0
2	Carolina	61	58	9	15.5%	10	17.2%	0	4	28.0
3	Seattle	87	84	16	19.0%	28	33.3%	2	5	28.1
4	Washington	62	59	11	18.6%	18	30.5%	3	7	28.3
5	Philadelphia	69	68	9	13.2%	11	16.2%	1	6	28.9
6	Pittsburgh	74	71	4	5.6%	10	14.1%	3	2	28.9
7	Indianapolis	84	81	5	6.2%	11	13.6%	3	6	29.4
8	Los Angeles Rams	83	82	46	56.1%	52	63.4%	1	9	29.4
9	Houston	77	76	16	21.1%	23	30.3%	1	4	29.7
10	Kansas City	72	71	11	15.5%	13	18.3%	2	6	29.7
11	Detroit	85	83	12	14.5%	25	30.1%	5	8	29.9
12	Tennessee	58	55	14	25.5%	23	41.8%	4	3	30.0
13	Green Bay	74	73	18	24.7%	31	42.5%	1	3	30.0
14	Chicago	80	79	18	22.8%	26	32.9%	2	3	30.0
15	Minnesota	67	65	11	16.9%	18	27.7%	2	4	30.1
16	Cincinnati	70	67	9	13.4%	15	22.4%	0	2	30.2
17	Dallas	86	84	15	17.9%	20	23.8%	2	6	30.4
18	Buffalo	82	81	10	12.3%	15	18.5%	1	7	30.6
19	Miami	67	64	11	17.2%	19	29.7%	2	9	30.7
20	Las Vegas	51	48	5	10.4%	9	18.8%	2	6	30.9
21	New England	77	75	14	18.7%	22	29.3%	2	6	30.9
22	New York Jets	64	60	9	15.0%	15	25.0%	1	0	31.1
23	Jacksonville	78	75	26	34.7%	36	48.0%	3	3	31.2
24	Denver	72	71	16	22.5%	30	42.3%	2	4	31.5
25	Baltimore	76	73	7	9.6%	11	15.1%	6	3	31.6
26	Los Angeles Chargers	77	76	13	17.1%	22	28.9%	3	4	31.7
27	San Francisco	78	76	15	19.7%	23	30.3%	1	3	31.8
28	New Orleans	57	55	13	23.6%	18	32.7%	3	0	31.9
29	Tampa Bay	70	68	9	13.2%	14	20.6%	1	4	32.1
30	Cleveland	55	51	10	19.6%	12	23.5%	0	3	32.9
31	Arizona	68	65	13	20.0%	14	21.5%	2	4	33.0
32	Atlanta	66	65	17	26.2%	26	40.0%	3	3	33.3
	TOTALS	4590	4450	840	18.9%	1278	28.7%	136	296	30.4

ADJ KO: Adjusted kickoffs are used to compute Avg. Team Drive Start. Adjusted kickoffs do not include onside kicks or kickoffs at the end of a half unless either kickoff is returned for a touchdown. Adjusted kickoffs also do not include non-onside kickoffs that result in the kicking team ultimately retaining possession.  
IN20: The number of drives that start inside (not including) the 20-yard line.

# 2025 NATIONAL FOOTBALL LEAGUE

## AFC PLAYER SINGLE-GAME HIGHS

CATEGORY	TOTAL	PLAYER	GAME	DETAILS
Points	20	Jonathan Taylor	IND vs. LV, Oct. 5	3 TD, 1 2pt-conv
	20	Evan McPherson	CIN at BAL, Nov. 27	6 FG, 2 XK
Passing Yards	470	Joe Flacco	CIN vs. CHI, Nov. 2	31-47, 470 YDS, 4 TD, 2 INT
Longest Pass	80	Aaron Rodgers	PIT vs. MIN, Sep. 28	to DK Metcalf (TD)
Passing Touchdowns	5	Trevor Lawrence	JAX vs. NYJ, Dec. 14	20-32, 330 YDS, 5 TD, 0 INT
Rushing Yards	244	Jonathan Taylor	IND vs. ATL, Nov. 9 (OT)	32-244, 3 TD
	216	James Cook	BUF at CAR, Oct. 26	19-216, 2 TD
Rushing Attempts	32	Jonathan Taylor	IND vs. ATL, Nov. 9 (OT)	32-244, 3 TD
	32	James Cook	BUF at PIT, Nov. 30	32-144, 0 TD
Longest Rush	80	Jonathan Taylor	IND vs. TEN, Oct. 26	(TD)
Receptions	16	Ja'Marr Chase	CIN vs. PIT, Oct. 16	16-161, 1 TD
Receiving Yards	165	Ja'Marr Chase	CIN vs. JAX, Sep. 14	14-165, 1 TD
Kickoff Return Yards	202	Raheem Mostert	LV vs. JAX, Nov. 2 (OT)	5-202, 0 TD
	179	Charlie Jones	CIN vs. CHI, Nov. 2	4-179, 1 TD
Kickoff Returns	7	Chimere Dike	TEN at IND, Oct. 26	7-175, 0 TD
Longest Kickoff Return	99	Kene Nwangwu	NYJ vs. CLE, Nov. 9	(TD)
Punt Return Yards	167	Marcus Jones	NE vs. CAR, Sep. 28	3-167, 0 FC, 1 TD
Punt Returns	5			3 times in non-overtime games
Longest Punt Return	94	Marcus Jones	NE vs. NYG, Dec. 1	(TD)
Interceptions	2			4 times in non-overtime games
Longest Interception Return	99	Devin Lloyd	JAX vs. KC, Oct. 6	(TD)
Sacks	5.0	Myles Garrett	CLE at NE, Oct. 26	
Scrimmage Yards	286	Jonathan Taylor	IND vs. ATL, Nov. 9 (OT)	Rush: 32-244, Rec: 3-42
	225	De'Von Achane	MIA vs. BUF, Nov. 9	Rush: 22-174, Rec: 6-51
Longest Punt	76	Jeremy Crawshaw	DEN at HOU, Nov. 2	
Punts	8			10 times in non-overtime games
Field Goals Made	6	Evan McPherson	CIN at BAL, Nov. 27	6-6, 52 long
Longest Field Goal	63	Evan McPherson	CIN vs. NE, Nov. 23	

# 2025 NATIONAL FOOTBALL LEAGUE

## NFC PLAYER SINGLE-GAME HIGHS

CATEGORY	TOTAL	PLAYER	GAME	DETAILS
Points	18			12 times, 10 in non-overtime games
Passing Yards	452	Jacoby Brissett	ARI vs. SF, Nov. 16	47-57, 452 YDS, 2 TD, 2 INT
Longest Pass	88	Matthew Stafford	LAR vs. IND, Sep. 28	to Tutu Atwell (TD)
Passing Touchdowns	5	Jared Goff	DET vs. CHI, Sep. 14	23-28, 334 YDS, 5 TD, 0 INT
	5	Matthew Stafford	LAR at JAX, Oct. 19	21-33, 182 YDS, 5 TD, 0 INT
Rushing Yards	219	Jahmyr Gibbs	DET vs. NYG, Nov. 23 (OT)	15-219, 2 TD
	206	Rico Dowdle	CAR vs. MIA, Oct. 5	23-206, 1 TD
Rushing Attempts	30	Rico Dowdle	CAR vs. DAL, Oct. 12	30-183, 0 TD
Longest Rush	81	Bijan Robinson	ATL vs. BUF, Oct. 13	(TD)
Receptions	15	Michael Wilson	ARI vs. SF, Nov. 16	15-185, 0 TD
Receiving Yards	185	Michael Wilson	ARI vs. SF, Nov. 16	15-185, 0 TD
Kickoff Return Yards	209	Luke McCaffrey	WAS at DAL, Oct. 19	8-209, 0 TD
Kickoff Returns	8	Kendre Miller	NO at SEA, Sep. 21	8-182, 0 TD
	8	Luke McCaffrey	WAS at DAL, Oct. 19	8-209, 0 TD
Longest Kickoff Return	100	Rashid Shaheed	SEA at ATL, Dec. 7	(TD)
Punt Return Yards	127	Jaylin Lane	WAS vs. LV, Sep. 21	5-127, 0 FC, 1 TD
Punt Returns	6	Kameron Johnson	TB vs. PHI, Sep. 28	6-100, 0 FC, 0 TD
Longest Punt Return	95	Tory Horton	SEA vs. NO, Sep. 21	(TD)
Interceptions	2			9 times in non-overtime games
Longest Interception Return	87	Isaiah Rodgers	MIN vs. CIN, Sep. 21	(TD)
Sacks	3.0	Micah Parsons	GB at ARI, Oct. 19	
	3.0	Al-Quadin Muhammad	DET vs. DAL, Dec. 4	
Scrimmage Yards	264	Jahmyr Gibbs	DET vs. NYG, Nov. 23 (OT)	Rush: 15-219, Rec: 11-45
	239	Rico Dowdle	CAR vs. DAL, Oct. 12	Rush: 30-183, Rec: 4-56
Longest Punt	77	Ryan Wright	MIN at CLE, Oct. 5	
Punts	7			6 times in non-overtime games
Field Goals Made	6	Jason Myers	SEA vs. IND, Dec. 14	6-6, 56 long
Longest Field Goal	65	Chase McLaughlin	TB vs. PHI, Sep. 28	

# 2025 NATIONAL FOOTBALL LEAGUE

## NFL PLAYER SINGLE-GAME HIGHS

CATEGORY	TOTAL	PLAYER	GAME	DETAILS
Points	20	Jonathan Taylor	IND vs. LV, Oct. 5	3 TD, 1 2pt-conv
	20	Evan McPherson	CIN at BAL, Nov. 27	6 FG, 2 XK
Passing Yards	470	Joe Flacco	CIN vs. CHI, Nov. 2	31-47, 470 YDS, 4 TD, 2 INT
Longest Pass	88	Matthew Stafford	LAR vs. IND, Sep. 28	to Tutu Atwell (TD)
Passing Touchdowns	5			3 times in non-overtime games
Rushing Yards	244	Jonathan Taylor	IND vs. ATL, Nov. 9 (OT)	32-244, 3 TD
	216	James Cook	BUF at CAR, Oct. 26	19-216, 2 TD
Rushing Attempts	32	Jonathan Taylor	IND vs. ATL, Nov. 9 (OT)	32-244, 3 TD
	32	James Cook	BUF at PIT, Nov. 30	32-144, 0 TD
Longest Rush	81	Bijan Robinson	ATL vs. BUF, Oct. 13	(TD)
Receptions	16	Ja'Marr Chase	CIN vs. PIT, Oct. 16	16-161, 1 TD
Receiving Yards	185	Michael Wilson	ARI vs. SF, Nov. 16	15-185, 0 TD
Kickoff Return Yards	209	Luke McCaffrey	WAS at DAL, Oct. 19	8-209, 0 TD
Kickoff Returns	8	Kendre Miller	NO at SEA, Sep. 21	8-182, 0 TD
	8	Luke McCaffrey	WAS at DAL, Oct. 19	8-209, 0 TD
Longest Kickoff Return	100	Rashid Shaheed	SEA at ATL, Dec. 7	(TD)
Punt Return Yards	167	Marcus Jones	NE vs. CAR, Sep. 28	3-167, 0 FC, 1 TD
Punt Returns	6	Kameron Johnson	TB vs. PHI, Sep. 28	6-100, 0 FC, 0 TD
Longest Punt Return	95	Tory Horton	SEA vs. NO, Sep. 21	(TD)
Interceptions	2			13 times in non-overtime games
Longest Interception Return	99	Devin Lloyd	JAX vs. KC, Oct. 6	(TD)
Sacks	5.0	Myles Garrett	CLE at NE, Oct. 26	
Scrimmage Yards	286	Jonathan Taylor	IND vs. ATL, Nov. 9 (OT)	Rush: 32-244, Rec: 3-42
	239	Rico Dowdle	CAR vs. DAL, Oct. 12	Rush: 30-183, Rec: 4-56
Longest Punt	77	Ryan Wright	MIN at CLE, Oct. 5	
Punts	8			10 times in non-overtime games
Field Goals Made	6	Evan McPherson	CIN at BAL, Nov. 27	6-6, 52 long
	6	Jason Myers	SEA vs. IND, Dec. 14	6-6, 56 long
Longest Field Goal	65	Chase McLaughlin	TB vs. PHI, Sep. 28	



# 2025 NATIONAL FOOTBALL LEAGUE

## 300-YARD PASSING GAMES

YARDS	PLAYER	GAME	DETAILS
470	Joe Flacco	CIN vs. CHI, Nov. 2	31-47, 4 TD, 2 INT
452	Jacoby Brissett	ARI vs. SF, Nov. 16	47-57, 2 TD, 2 INT
450	Russell Wilson	NYG at DAL, Sep. 14 (OT)	30-41, 3 TD, 1 INT
448	Bryce Young	CAR at ATL, Nov. 16 (OT)	31-45, 3 TD, 0 INT
420	Justin Herbert	LAC vs. IND, Oct. 19	37-55, 3 TD, 2 INT
394	Josh Allen	BUF vs. BAL, Sep. 7	33-46, 2 TD, 0 INT
389	Matthew Stafford	LAR vs. SF, Oct. 2 (OT)	30-47, 3 TD, 0 INT
379	Baker Mayfield	TB at SEA, Oct. 5	29-33, 2 TD, 0 INT
376	Dak Prescott	DAL at DET, Dec. 4	31-47, 1 TD, 2 INT
375	Matthew Stafford	LAR vs. IND, Sep. 28	29-41, 3 TD, 0 INT
373	Kirk Cousins	ATL at TB, Dec. 11	30-44, 3 TD, 0 INT
368	Matthew Stafford	LAR vs. DET, Dec. 14	24-38, 2 TD, 1 INT
366	Jameis Winston	NYG at DET, Nov. 23 (OT)	18-36, 2 TD, 1 INT
364	Shedeur Sanders	CLE vs. TEN, Dec. 7	23-42, 3 TD, 1 INT
362	Geno Smith	LV at NE, Sep. 7	24-34, 1 TD, 1 INT
361	Dak Prescott	DAL vs. NYG, Sep. 14 (OT)	38-52, 2 TD, 1 INT
360	Jordan Love	GB at PIT, Oct. 26	29-37, 3 TD, 0 INT
354	Dak Prescott	DAL vs. PHI, Nov. 23	23-36, 2 TD, 1 INT
352	Patrick Mahomes	KC vs. IND, Nov. 23 (OT)	29-46, 0 TD, 1 INT
350	Carson Wentz	MIN at PIT, Sep. 28	30-46, 2 TD, 2 INT
347	Mac Jones	SF at TB, Oct. 12	27-39, 0 TD, 2 INT
342	Mac Jones	SF at LAR, Oct. 2 (OT)	33-49, 2 TD, 0 INT
342	Joe Flacco	CIN vs. PIT, Oct. 16	31-47, 3 TD, 0 INT
342	Daniel Jones	IND at PIT, Nov. 2	31-50, 1 TD, 3 INT
341	Sam Darnold	SEA vs. TB, Oct. 5	28-34, 4 TD, 1 INT
338	Jared Goff	DET at LAR, Dec. 14	25-41, 3 TD, 0 INT
337	Jordan Love	GB at DAL, Sep. 28 (OT)	31-43, 3 TD, 0 INT
334	Jared Goff	DET vs. CHI, Sep. 14	23-28, 5 TD, 0 INT
330	Sam Darnold	SEA at WAS, Nov. 2	21-24, 4 TD, 1 INT
330	Trevor Lawrence	JAX vs. NYJ, Dec. 14	20-32, 5 TD, 0 INT
328	Bryce Young	CAR at ARI, Sep. 14	35-55, 3 TD, 1 INT
326	Bo Nix	DEN vs. CIN, Sep. 29	29-42, 2 TD, 1 INT
326	Jalen Hurts	PHI at MIN, Oct. 19	19-23, 3 TD, 0 INT
321	Bo Nix	DEN at WAS, Nov. 30 (OT)	29-45, 1 TD, 1 INT
320	Jacoby Brissett	ARI at IND, Oct. 12	27-44, 2 TD, 1 INT
320	Jared Goff	DET at WAS, Nov. 9	25-33, 3 TD, 0 INT
320	Dak Prescott	DAL vs. KC, Nov. 27	27-39, 2 TD, 1 INT
319	Dak Prescott	DAL vs. GB, Sep. 28 (OT)	31-40, 3 TD, 0 INT
319	Mac Jones	SF vs. LAR, Nov. 9	33-39, 3 TD, 1 INT
318	Justin Herbert	LAC vs. KC, Sep. 5	25-34, 3 TD, 0 INT
318	Patrick Mahomes	KC at JAX, Oct. 6	29-41, 1 TD, 1 INT

# 2025 NATIONAL FOOTBALL LEAGUE

## 300-YARD PASSING GAMES

YARDS	PLAYER	GAME	DETAILS
318	C.J. Stroud	HOU vs. SF, Oct. 26	30-39, 2 TD, 1 INT
317	Josh Allen	BUF vs. TB, Nov. 16	19-30, 3 TD, 2 INT
317	Jacoby Brissett	ARI vs. JAX, Nov. 23 (OT)	33-49, 1 TD, 0 INT
316	Daniel Jones	IND vs. DEN, Sep. 14	23-34, 1 TD, 0 INT
315	Tua Tagovailoa	MIA vs. NE, Sep. 14	26-32, 2 TD, 1 INT
313	Michael Penix Jr.	ATL vs. WAS, Sep. 28	20-26, 2 TD, 1 INT
313	Carson Wentz	MIN vs. PHI, Oct. 19	26-42, 0 TD, 2 INT
309	Brock Purdy	SF vs. JAX, Sep. 28	22-38, 2 TD, 2 INT
309	Jared Goff	DET vs. DAL, Dec. 4	25-34, 1 TD, 0 INT
306	Josh Allen	BUF at MIA, Nov. 9	28-40, 2 TD, 1 INT
302	Bo Nix	DEN vs. GB, Dec. 14	23-34, 4 TD, 0 INT
301	Jacoby Brissett	ARI at TB, Nov. 30	29-40, 2 TD, 1 INT
300	Justin Herbert	LAC vs. DEN, Sep. 21	28-47, 1 TD, 1 INT

# 2025 NATIONAL FOOTBALL LEAGUE

## 100-YARD RECEIVING GAMES

YARDS	PLAYER	GAME	DETAILS
185	Michael Wilson	ARI vs. SF, Nov. 16	15 REC, 0 TD
183	DeVonta Smith	PHI at MIN, Oct. 19	9 REC, 1 TD
181	Puka Nacua	LAR vs. DET, Dec. 14	9 REC, 0 TD
170	Puka Nacua	LAR vs. IND, Sep. 28	13 REC, 1 TD
168	George Pickens	DAL at CAR, Oct. 12	9 REC, 1 TD
167	Malik Nabers	NYG at DAL, Sep. 14 (OT)	9 REC, 2 TD
167	Jaxon Smith-Njigba	SEA at TEN, Nov. 23	8 REC, 2 TD
167	Puka Nacua	LAR at ARI, Dec. 7	7 REC, 2 TD
166	Kyle Pitts	ATL at TB, Dec. 11	11 REC, 3 TD
165	Ja'Marr Chase	CIN vs. JAX, Sep. 14	14 REC, 1 TD
164	Oronde Gadsden II	LAC vs. IND, Oct. 19	7 REC, 1 TD
164	Amon-Ra St. Brown	DET at LAR, Dec. 14	13 REC, 2 TD
163	Emeka Egbuka	TB at SEA, Oct. 5	7 REC, 1 TD
162	Jaxon Smith-Njigba	SEA at JAX, Oct. 12	8 REC, 1 TD
161	Ja'Marr Chase	CIN vs. PIT, Oct. 16	16 REC, 1 TD
158	Drake London	ATL vs. BUF, Oct. 13	10 REC, 1 TD
156	Wan'Dale Robinson	NYG at DET, Nov. 23 (OT)	9 REC, 1 TD
149	Amon-Ra St. Brown	DET vs. NYG, Nov. 23 (OT)	9 REC, 1 TD
148	DK Metcalf	PIT at BAL, Dec. 7	7 REC, 0 TD
146	Stefon Diggs	NE at BUF, Oct. 5	10 REC, 0 TD
146	George Pickens	DAL vs. PHI, Nov. 23	9 REC, 1 TD
145	Tre Tucker	LV at WAS, Sep. 21	8 REC, 3 TD
144	George Pickens	DAL at LV, Nov. 17	9 REC, 1 TD
144	Jameson Williams	DET vs. GB, Nov. 27	7 REC, 1 TD
143	Zay Flowers	BAL at BUF, Sep. 7	7 REC, 1 TD
143	Tucker Kraft	GB at PIT, Oct. 26	7 REC, 2 TD
142	Wan'Dale Robinson	NYG at DAL, Sep. 14 (OT)	8 REC, 1 TD
142	Kendrick Bourne	SF at LAR, Oct. 2 (OT)	10 REC, 0 TD
142	Kendrick Bourne	SF at TB, Oct. 12	5 REC, 0 TD
142	Michael Wilson	ARI vs. LAR, Dec. 7	11 REC, 2 TD
141	Rashee Rice	KC vs. IND, Nov. 23 (OT)	8 REC, 0 TD
136	Nico Collins	HOU vs. JAX, Nov. 9	7 REC, 0 TD
134	George Pickens	DAL vs. GB, Sep. 28 (OT)	8 REC, 2 TD
134	Trey McBride	ARI at HOU, Dec. 14	12 REC, 2 TD
134	Jameson Williams	DET at LAR, Dec. 14	7 REC, 1 TD
132	Jaxon Smith-Njigba	SEA vs. TB, Oct. 5	8 REC, 1 TD
132	A.J. Brown	PHI vs. CHI, Nov. 28	10 REC, 2 TD
132	Mike Evans	TB vs. ATL, Dec. 11	6 REC, 0 TD
132	Ja'Marr Chase	CIN vs. BAL, Dec. 14	10 REC, 0 TD
131	Calvin Ridley	TEN at ARI, Oct. 5	5 REC, 0 TD
130	Puka Nacua	LAR vs. HOU, Sep. 7	10 REC, 0 TD

# 2025 NATIONAL FOOTBALL LEAGUE

## 100-YARD RECEIVING GAMES

YARDS	PLAYER	GAME	DETAILS
130	Tetairoa McMillan	CAR at ATL, Nov. 16 (OT)	8 REC, 2 TD
129	Jaxon Smith-Njigba	SEA at WAS, Nov. 2	8 REC, 0 TD
128	Rome Odunze	CHI at DET, Sep. 14	7 REC, 2 TD
128	Jordan Addison	MIN vs. PHI, Oct. 19	9 REC, 0 TD
127	Brock Bowers	LV vs. JAX, Nov. 2 (OT)	12 REC, 3 TD
127	Trey McBride	ARI at SEA, Nov. 9	9 REC, 1 TD
126	Justin Jefferson	MIN at PIT, Sep. 28	10 REC, 0 TD
126	DK Metcalf	PIT vs. MIN, Sep. 28	5 REC, 1 TD
124	Jaxon Smith-Njigba	SEA vs. SF, Sep. 7	9 REC, 0 TD
124	Tucker Kraft	GB vs. WAS, Sep. 11	6 REC, 1 TD
124	Jalen Nailor	MIN vs. BAL, Nov. 9	5 REC, 1 TD
124	Zay Flowers	BAL vs. PIT, Dec. 7	8 REC, 0 TD
123	Justin Jefferson	MIN at CLE, Oct. 5	7 REC, 0 TD
123	Jaxon Smith-Njigba	SEA vs. HOU, Oct. 20	8 REC, 1 TD
121	A.J. Brown	PHI at MIN, Oct. 19	4 REC, 2 TD
121	Tee Higgins	CIN vs. CHI, Nov. 2	7 REC, 2 TD
121	CeeDee Lamb	DAL at DET, Dec. 4	6 REC, 0 TD
121	Nico Collins	HOU at KC, Dec. 7	4 REC, 0 TD
119	Keenan Allen	LAC vs. IND, Oct. 19	11 REC, 1 TD
119	Jameson Williams	DET at WAS, Nov. 9	6 REC, 1 TD
119	Drake London	ATL vs. CAR, Nov. 16 (OT)	7 REC, 0 TD
118	Courtland Sutton	DEN at LAC, Sep. 21	6 REC, 1 TD
118	Drake London	ATL at NE, Nov. 2	9 REC, 3 TD
118	Colston Loveland	CHI at CIN, Nov. 2	6 REC, 2 TD
118	Michael Wilson	ARI vs. JAX, Nov. 23 (OT)	10 REC, 0 TD
117	Ricky Pearsall	SF vs. ARI, Sep. 21	8 REC, 0 TD
115	Amon-Ra St. Brown	DET vs. CHI, Sep. 14	9 REC, 3 TD
115	Alec Pierce	IND at PIT, Nov. 2	6 REC, 0 TD
115	Michael Pittman	IND at PIT, Nov. 2	9 REC, 0 TD
115	Emeka Egbuka	TB vs. NE, Nov. 9	6 REC, 1 TD
115	Trey McBride	ARI vs. SF, Nov. 16	10 REC, 1 TD
115	Hunter Henry	NE at CIN, Nov. 23	7 REC, 1 TD
115	Ryan Flournoy	DAL at DET, Dec. 4	9 REC, 1 TD
114	Jordan Addison	MIN at PIT, Sep. 28	4 REC, 0 TD
114	Ryan Flournoy	DAL at NYJ, Oct. 5	6 REC, 0 TD
114	Rashid Shaheed	NO vs. NYG, Oct. 5	4 REC, 1 TD
114	DeVonta Smith	PHI vs. DEN, Oct. 5	8 REC, 0 TD
114	Rome Odunze	CHI at BAL, Oct. 26	7 REC, 0 TD
114	Harold Fannin Jr.	CLE vs. TEN, Dec. 7	8 REC, 1 TD
113	Jaxon Smith-Njigba	SEA vs. IND, Dec. 14	7 REC, 0 TD
113	Courtland Sutton	DEN vs. GB, Dec. 14	7 REC, 1 TD



# 2025 NATIONAL FOOTBALL LEAGUE

## 100-YARD RECEIVING GAMES

YARDS	PLAYER	GAME	DETAILS
112	Keon Coleman	BUF vs. BAL, Sep. 7	8 REC, 1 TD
112	CeeDee Lamb	DAL vs. NYG, Sep. 14 (OT)	9 REC, 0 TD
112	Puka Nacua	LAR at PHI, Sep. 21	11 REC, 0 TD
112	CeeDee Lamb	DAL vs. KC, Nov. 27	7 REC, 1 TD
111	Pat Freiermuth	PIT at CIN, Oct. 16	5 REC, 2 TD
111	Ja'Marr Chase	CIN vs. CHI, Nov. 2	6 REC, 0 TD
111	CeeDee Lamb	DAL vs. MIN, Dec. 14	6 REC, 0 TD
110	CeeDee Lamb	DAL at PHI, Sep. 4	7 REC, 0 TD
110	Drake London	ATL vs. WAS, Sep. 28	8 REC, 1 TD
110	Ja'Marr Chase	CIN vs. DET, Oct. 5	6 REC, 2 TD
110	Jaylen Waddle	MIA at CAR, Oct. 5	6 REC, 1 TD
110	Dallas Goedert	PHI at NYG, Oct. 9	9 REC, 1 TD
110	CeeDee Lamb	DAL vs. WAS, Oct. 19	5 REC, 1 TD
110	Khalil Shakir	BUF at HOU, Nov. 20	8 REC, 0 TD
110	A.J. Brown	PHI at DAL, Nov. 23	8 REC, 1 TD
110	Ja'Marr Chase	CIN at BAL, Nov. 27	7 REC, 0 TD
109	Tyreek Hill	MIA vs. NE, Sep. 14	6 REC, 0 TD
109	A.J. Brown	PHI vs. LAR, Sep. 21	6 REC, 1 TD
108	Ricky Pearsall	SF at SEA, Sep. 7	4 REC, 0 TD
108	Jameson Williams	DET vs. CHI, Sep. 14	2 REC, 1 TD
108	Dalton Kincaid	BUF vs. NE, Oct. 5	6 REC, 0 TD
107	Ladd McConkey	LAC vs. PIT, Nov. 9	4 REC, 1 TD
107	Jahmyr Gibbs	DET at PHI, Nov. 16	5 REC, 0 TD
106	Davante Adams	LAR at TEN, Sep. 14	6 REC, 1 TD
106	Bijan Robinson	ATL vs. WAS, Sep. 28	4 REC, 0 TD
106	Mack Hollins	NE at TB, Nov. 9	6 REC, 0 TD
106	Zach Ertz	WAS vs. DEN, Nov. 30 (OT)	10 REC, 0 TD
105	Stefon Diggs	NE vs. NYJ, Nov. 13	9 REC, 0 TD
105	Jaxon Smith-Njigba	SEA at LAR, Nov. 16	9 REC, 0 TD
104	Nico Collins	HOU at JAX, Sep. 21	8 REC, 1 TD
104	Drake London	ATL at IND, Nov. 9 (OT)	6 REC, 1 TD
104	Chris Olave	NO at CAR, Nov. 9	5 REC, 1 TD
103	Kayshon Boutte	NE vs. LV, Sep. 7	6 REC, 0 TD
103	Brock Bowers	LV at NE, Sep. 7	5 REC, 0 TD
103	Jaxon Smith-Njigba	SEA at PIT, Sep. 14	8 REC, 0 TD
102	Bucky Irving	TB vs. PHI, Sep. 28	5 REC, 1 TD
102	Adonai Mitchell	NYJ vs. ATL, Nov. 30	8 REC, 1 TD
101	Luther Burden III	CHI vs. DAL, Sep. 21	3 REC, 1 TD
101	Stefon Diggs	NE vs. CAR, Sep. 28	6 REC, 0 TD
101	Emeka Egbuka	TB vs. PHI, Sep. 28	4 REC, 1 TD
101	Travis Hunter	JAX vs. LAR, Oct. 19	8 REC, 1 TD

# 2025 NATIONAL FOOTBALL LEAGUE

## 100-YARD RECEIVING GAMES

YARDS	PLAYER	GAME	DETAILS
101	Dalton Kincaid	BUF vs. KC, Nov. 2	6 REC, 1 TD
100	Bijan Robinson	ATL vs. TB, Sep. 7	6 REC, 1 TD
100	Tetairoa McMillan	CAR at ARI, Sep. 14	6 REC, 0 TD
100	Amon-Ra St. Brown	DET at CIN, Oct. 5	8 REC, 0 TD
100	Ladd McConkey	LAC at MIA, Oct. 12	7 REC, 1 TD
100	DeMario Douglas	NE vs. ATL, Nov. 2	4 REC, 1 TD
100	A.J. Brown	PHI at LAC, Dec. 8 (OT)	6 REC, 0 TD

# 2025 NATIONAL FOOTBALL LEAGUE

## 100-YARD RUSHING GAMES

YARDS	PLAYER	GAME	DETAILS
244	Jonathan Taylor	IND vs. ATL, Nov. 9 (OT)	32 ATT, 3 TD
219	Jahmyr Gibbs	DET vs. NYG, Nov. 23 (OT)	15 ATT, 2 TD
216	James Cook	BUF at CAR, Oct. 26	19 ATT, 2 TD
206	Rico Dowdle	CAR vs. MIA, Oct. 5	23 ATT, 1 TD
183	Rico Dowdle	CAR vs. DAL, Oct. 12	30 ATT, 0 TD
176	Kyle Monangai	CHI at CIN, Nov. 2	26 ATT, 0 TD
174	De'Von Achane	MIA vs. BUF, Nov. 9	22 ATT, 2 TD
170	Bijan Robinson	ATL vs. BUF, Oct. 13	19 ATT, 1 TD
169	Derrick Henry	BAL at BUF, Sep. 7	18 ATT, 2 TD
165	Jonathan Taylor	IND vs. DEN, Sep. 14	25 ATT, 0 TD
161	Tony Pollard	TEN at CLE, Dec. 7	25 ATT, 2 TD
153	Jonathan Taylor	IND vs. TEN, Oct. 26	12 ATT, 2 TD
151	David Montgomery	DET at BAL, Sep. 22	12 ATT, 2 TD
150	Saquon Barkley	PHI vs. NYG, Oct. 26	14 ATT, 1 TD
148	TreVeyon Henderson	NE vs. BUF, Dec. 14	14 ATT, 2 TD
147	TreVeyon Henderson	NE at TB, Nov. 9	14 ATT, 2 TD
144	James Cook	BUF at PIT, Nov. 30	32 ATT, 0 TD
143	Travis Etienne	JAX vs. CAR, Sep. 7	16 ATT, 0 TD
143	Bijan Robinson	ATL at MIN, Sep. 14	22 ATT, 0 TD
142	Jahmyr Gibbs	DET at WAS, Nov. 9	15 ATT, 2 TD
142	Bijan Robinson	ATL at NYJ, Nov. 30	23 ATT, 1 TD
138	Ashton Jeanty	LV vs. CHI, Sep. 28	21 ATT, 1 TD
136	Jahmyr Gibbs	DET vs. TB, Oct. 20	17 ATT, 2 TD
135	Javonte Williams	DAL at NYJ, Oct. 5	16 ATT, 1 TD
134	De'Von Achane	MIA vs. NO, Nov. 30	22 ATT, 1 TD
133	Breece Hall	NYJ at CIN, Oct. 26	18 ATT, 2 TD
132	James Cook	BUF at NYJ, Sep. 14	21 ATT, 2 TD
130	Rico Dowdle	CAR at GB, Nov. 2	25 ATT, 2 TD
130	Kyle Monangai	CHI at PHI, Nov. 28	22 ATT, 1 TD
129	Christian McCaffrey	SF vs. ATL, Oct. 19	24 ATT, 2 TD
128	Omarion Hampton	LAC at NYG, Sep. 28	12 ATT, 1 TD
128	De'Von Achane	MIA vs. LAC, Oct. 12	16 ATT, 2 TD
128	Blake Corum	LAR at ARI, Dec. 7	12 ATT, 2 TD
127	Jaylen Warren	PIT at CIN, Oct. 16	16 ATT, 0 TD
126	Kimani Vidal	LAC vs. LV, Nov. 30	25 ATT, 1 TD
125	D'Andre Swift	CHI at PHI, Nov. 28	18 ATT, 1 TD
124	Travis Etienne	JAX at SF, Sep. 28	19 ATT, 1 TD
124	Kimani Vidal	LAC at MIA, Oct. 12	18 ATT, 0 TD
124	D'Andre Swift	CHI vs. NO, Oct. 19	19 ATT, 1 TD
123	Jonathan Taylor	IND vs. ARI, Oct. 12	21 ATT, 1 TD
122	Derrick Henry	BAL vs. LAR, Oct. 12	24 ATT, 0 TD

# 2025 NATIONAL FOOTBALL LEAGUE

## 100-YARD RUSHING GAMES

YARDS	PLAYER	GAME	DETAILS
122	Saquon Barkley	PHI at LAC, Dec. 8 (OT)	20 ATT, 1 TD
120	De'Von Achane	MIA vs. WAS, Nov. 16 (OT)	21 ATT, 0 TD
119	Derrick Henry	BAL at MIA, Oct. 30	19 ATT, 0 TD
117	James Cook	BUF vs. NO, Sep. 28	22 ATT, 1 TD
117	Kimani Vidal	LAC vs. MIN, Oct. 23	23 ATT, 1 TD
116	Jordan Mason	MIN vs. CIN, Sep. 21	16 ATT, 2 TD
116	Javonte Williams	DAL vs. WAS, Oct. 19	19 ATT, 1 TD
116	James Cook	BUF at HOU, Nov. 20	17 ATT, 1 TD
114	James Cook	BUF vs. KC, Nov. 2	27 ATT, 0 TD
114	Kyren Williams	LAR vs. NO, Nov. 2	25 ATT, 1 TD
113	Breece Hall	NYJ vs. DAL, Oct. 5	14 ATT, 0 TD
111	Jacory Croskey-Merritt	WAS at LAC, Oct. 5	14 ATT, 2 TD
111	J.K. Dobbins	DEN vs. DAL, Oct. 26	15 ATT, 0 TD
110	Quinshon Judkins	CLE vs. MIN, Oct. 5	23 ATT, 0 TD
108	James Cook	BUF vs. MIA, Sep. 18	19 ATT, 1 TD
108	D'Andre Swift	CHI at WAS, Oct. 13	14 ATT, 0 TD
108	Chase Brown	CIN vs. PIT, Oct. 16	11 ATT, 0 TD
107	Breece Hall	NYJ vs. PIT, Sep. 7	19 ATT, 0 TD
107	Chase Brown	CIN vs. NE, Nov. 23	19 ATT, 0 TD
107	Emanuel Wilson	GB vs. MIN, Nov. 23	28 ATT, 2 TD
107	Jaylen Wright	MIA at NYJ, Dec. 7	24 ATT, 1 TD
107	James Cook	BUF at NE, Dec. 14	22 ATT, 2 TD
106	Christian McCaffrey	SF at NYG, Nov. 2	28 ATT, 1 TD
106	Sean Tucker	TB at BUF, Nov. 16	19 ATT, 2 TD
105	Kenneth Walker III	SEA at PIT, Sep. 14	13 ATT, 1 TD
104	Tank Bigsby	PHI vs. NYG, Oct. 26	9 ATT, 0 TD
104	Bijan Robinson	ATL vs. CAR, Nov. 16 (OT)	23 ATT, 2 TD
104	Kareem Hunt	KC vs. IND, Nov. 23 (OT)	30 ATT, 1 TD
104	Tony Pollard	TEN at SF, Dec. 14	14 ATT, 1 TD
103	Derrick Henry	BAL at CLE, Nov. 16	18 ATT, 1 TD
102	Jonathan Taylor	IND at TEN, Sep. 21	17 ATT, 3 TD
101	J.K. Dobbins	DEN vs. CIN, Sep. 29	16 ATT, 0 TD
101	Jawhar Jordan	HOU vs. ARI, Dec. 14	15 ATT, 0 TD
100	Derrick Henry	BAL at CIN, Dec. 14	11 ATT, 0 TD

# 2025 NATIONAL FOOTBALL LEAGUE

## AFC LEADING PASSERS

RANK	PLAYER	TEAM	ATT	COMP	COMP%	YDS	YPA	TD	TD%	LONG	INT	INT%	RATING
1	Maye	NE	409	290	70.9%	3567	8.72	23	5.6%	72t	7	1.7%	109.1
2	Allen	BUF	406	284	70.0%	3276	8.07	25	6.2%	54t	10	2.5%	104.3
3	L. Jackson	BAL	274	174	63.5%	2210	8.07	18	6.6%	45	6	2.2%	101.4
4	D. Jones	IND	384	261	68.0%	3101	8.08	19	4.9%	75	8	2.1%	100.2
5	Rodgers	PIT	371	248	66.8%	2594	6.99	22	5.9%	80t	7	1.9%	98.8
6	Stroud	HOU	337	220	65.3%	2441	7.24	15	4.5%	57t	6	1.8%	94.1
7	Herbert	LAC	451	296	65.6%	3191	7.08	23	5.1%	60t	12	2.7%	92.2
8	Nix	DEN	504	320	63.5%	3256	6.46	23	4.6%	52t	9	1.8%	89.7
9	Mahomes	KC	502	315	62.7%	3587	7.15	22	4.4%	61	11	2.2%	89.6
10	Tagovailoa	MIA	384	260	67.7%	2660	6.93	20	5.2%	47	15	3.9%	88.5
11	Lawrence	JAX	457	273	59.7%	3210	7.02	23	5.0%	50	11	2.4%	87.9
12	G. Smith	LV	397	266	67.0%	2648	6.67	16	4.0%	61t	14	3.5%	84.5
13	Flacco	CLE-CIN	410	247	60.2%	2451	5.98	15	3.7%	44t	10	2.4%	79.2
14	*C. Ward	TEN	469	278	59.3%	2638	5.62	11	2.3%	47	7	1.5%	76.5



# 2025 NATIONAL FOOTBALL LEAGUE

## AFC LEADING PASSERS, RANKS

PLAYER	TEAM	ATT	COMP	COMP%	YDS	YPA	TD	TD%	INT	INT%	RATING
Maye	NE	7	4	1	2	1	2t	4	3t	2	1
Allen	BUF	8	5	2	3	3	1	2	8t	11	2
L. Jackson	BAL	14	14	9	14	4	10	1	1t	7	3
D. Jones	IND	10t	9	3	7	2	9	8	6	6	4
Rodgers	PIT	12	11	6	11	9	6t	3	3t	5	5
Stroud	HOU	13	13	8	13	5	12t	10	1t	3	6
Herbert	LAC	5	3	7	6	7	2t	6	12	12	7
Nix	DEN	1	1	10	4	12	2t	9	7	4	8
Mahomes	KC	2	2	11	1	6	6t	11	10t	8	9
Tagovailoa	MIA	10t	10	4	8	10	8	5	14	14	10
Lawrence	JAX	4	7	13	5	8	2t	7	10t	9	11
G. Smith	LV	9	8	5	9	11	11	12	13	13	12
Flacco	CLE-CIN	6	12	12	12	13	12t	13	8t	10	13
*C. Ward	TEN	3	6	14	10	14	14	14	3t	1	14

# 2025 NATIONAL FOOTBALL LEAGUE

## AFC FOURTH-QUARTER PASSING LEADERS

RANK	PLAYER	TEAM	ATT	COMP	COMP%	YDS	YPA	TD	TD%	INT	INT%	RATING
1	Browning	CIN	38	27	71.1%	288	7.58	4	10.5%	1	2.6%	117.0
2	Allen	BUF	117	84	71.8%	1091	9.32	8	6.8%	2	1.7%	116.4
3	G. Smith	LV	107	81	75.7%	851	7.95	7	6.5%	2	1.9%	112.3
4	Rodgers	PIT	98	68	69.4%	638	6.51	8	8.2%	2	2.0%	105.7
5	Fields	NYJ	66	42	63.6%	454	6.88	4	6.1%	0	0.0%	104.0
6	L. Jackson	BAL	66	39	59.1%	530	8.03	4	6.1%	1	1.5%	98.7
7	Stroud	HOU	83	49	59.0%	549	6.61	6	7.2%	2	2.4%	92.9
8	Maye	NE	91	58	63.7%	678	7.45	2	2.2%	1	1.1%	89.0
9	D. Jones	IND	77	48	62.3%	514	6.68	4	5.2%	2	2.6%	88.3
10	Nix	DEN	140	85	60.7%	888	6.34	7	5.0%	3	2.1%	86.8
11	Herbert	LAC	100	62	62.0%	651	6.51	4	4.0%	2	2.0%	85.9
12	Tagovailoa	MIA	109	75	68.8%	787	7.22	7	6.4%	7	6.4%	84.2
13	Mahomes	KC	122	65	53.3%	903	7.40	8	6.6%	5	4.1%	82.1
14	D. Mills	HOU	50	27	54.0%	237	4.74	2	4.0%	0	0.0%	80.2
15	T. Taylor	NYJ	59	35	59.3%	360	6.10	3	5.1%	2	3.4%	79.8
16	*C. Ward	TEN	180	114	63.3%	993	5.52	6	3.3%	4	2.2%	79.7
17	*S. Sanders	CLE	57	32	56.1%	337	5.91	2	3.5%	1	1.8%	77.9
18	*Gabriel	CLE	63	35	55.6%	282	4.48	2	3.2%	0	0.0%	77.6
19	Lawrence	JAX	104	56	53.8%	663	6.38	5	4.8%	3	2.9%	77.5
20	Burrow	CIN	37	26	70.3%	282	7.62	2	5.4%	3	8.1%	76.6
21	Flacco	CLE-CIN	153	88	57.5%	866	5.66	5	3.3%	3	2.0%	76.3

# 2025 NATIONAL FOOTBALL LEAGUE

## AFC THIRD-DOWN PASSING LEADERS

RANK	PLAYER	TEAM	ATT	COMP	COMP%	YDS	YPA	TD	TD%	INT	INT%	RATING
1	Stroud	HOU	88	57	64.8%	579	6.58	7	8.0%	1	1.1%	105.3
2	Allen	BUF	94	64	68.1%	851	9.05	5	5.3%	3	3.2%	101.0
3	Rodgers	PIT	100	62	62.0%	713	7.13	7	7.0%	2	2.0%	98.5
4	Maye	NE	109	70	64.2%	999	9.17	6	5.5%	4	3.7%	96.8
5	D. Jones	IND	84	55	65.5%	744	8.86	2	2.4%	1	1.2%	96.5
6	Nix	DEN	142	85	59.9%	991	6.98	6	4.2%	3	2.1%	86.3
7	L. Jackson	BAL	69	35	50.7%	473	6.86	3	4.3%	2	2.9%	75.3
8	Lawrence	JAX	111	63	56.8%	868	7.82	4	3.6%	5	4.5%	75.2
9	G. Smith	LV	100	63	63.0%	712	7.12	2	2.0%	4	4.0%	74.3
10	Herbert	LAC	123	70	56.9%	822	6.68	8	6.5%	8	6.5%	71.9
11	Mahomes	KC	112	61	54.5%	757	6.76	4	3.6%	6	5.4%	65.2
12	*C. Ward	TEN	120	62	51.7%	707	5.89	2	1.7%	3	2.5%	64.8
13	Flacco	CLE-CIN	103	53	51.5%	625	6.07	1	1.0%	3	2.9%	61.3
14	Tagovailoa	MIA	88	50	56.8%	614	6.98	2	2.3%	6	6.8%	57.7

# 2025 NATIONAL FOOTBALL LEAGUE

## AFC LEADING RUSHERS

RANK	PLAYER	TEAM	ATT	YDS	AVG	LONG	TD
1	Taylor	IND	272	1443	5.3	83t	16
2	Cook	BUF	271	1415	5.2	64t	10
3	Achane	MIA	205	1186	5.8	59t	7
4	Henry	BAL	233	1125	4.8	59	10
5	Etienne	JAX	213	949	4.5	71	7
6	Hall	NYJ	213	900	4.2	35	3
7	Pollard	TEN	189	847	4.5	65t	5
8	*Judkins	CLE	222	805	3.6	46t	7
9	C. Brown	CIN	185	780	4.2	37	3
10	*Henderson	NE	143	773	5.4	69t	7
11	Dobbins	DEN	153	772	5.0	41	4
12	*Jeanty	LV	200	700	3.5	64t	4
13	J. Warren	PIT	171	685	4.0	37	4
14	Vidal	LAC	147	620	4.2	59t	3
15	*Marks	HOU	167	584	3.5	23	2
16	Hunt	KC	148	557	3.8	33	8
17	Allen (QB)	BUF	98	535	5.5	40t	12
18	Chubb	HOU	115	472	4.1	27t	3
19	Gainwell	PIT	93	451	4.8	55	4
20	*Hampton	LAC	94	431	4.6	54t	2
21	Mahomes (QB)	KC	64	422	6.6	22	5
22t	*Harvey	DEN	110	419	3.8	50	6
22t	Herbert (QB)	LAC	69	419	6.1	41	1
24	Pacheco	KC	101	396	3.9	16	1
25	Fields (QB)	NYJ	71	383	5.4	43t	4
26	Stevenson	NE	107	374	3.5	22	3
27	Maye (QB)	NE	85	362	4.3	28	4
28	L. Jackson (QB)	BAL	61	333	5.5	19	2
29	Perine	CIN	66	310	4.7	32t	1
30	Lawrence (QB)	JAX	66	302	4.6	21	6
31	Mitchell	BAL	39	295	7.6	55	1
32	*Tuten	JAX	78	284	3.6	15	4
33	Nix (QB)	DEN	62	254	4.1	25	4
34	Davis	NYJ	37	217	5.9	50	1
35	Spears	TEN	50	211	4.2	41	1
36	Stroud (QB)	HOU	38	204	5.4	30	0
37	*Gordon	MIA	60	191	3.2	20	3
38	Wright	MIA	43	174	4.0	18	1
39	D. Jones (QB)	IND	45	164	3.6	19	5
40	T. Taylor (QB)	NYJ	27	143	5.3	15	1
41	Ty Johnson	BUF	29	133	4.6	23	1
42t	Patterson	LAC	32	129	4.0	22	1
42t	*C. Ward (QB)	TEN	31	129	4.2	20	1
44	*Sampson	CLE	44	116	2.6	26	0
45	G. Smith (QB)	LV	40	108	2.7	20	0
46t	R. Davis	BUF	33	106	3.2	15	0
46t	Gibson	NE	25	106	4.2	21	1
48	J. Jordan	HOU	15	101	6.7	50	0
49	Mostert	LV	21	98	4.7	37	0
50	*B. Smith	KC	32	95	3.0	8	0

# 2025 NATIONAL FOOTBALL LEAGUE

## AFC THIRD-AND-ONE RUSHING LEADERS

RANK	PLAYER	TEAM	ATT	FD	PCT
1t	D. Jones (QB)	IND	7	7	100.0%
1t	Hall	NYJ	6	6	100.0%
1t	Nix (QB)	DEN	6	6	100.0%
1t	Vidal	LAC	4	4	100.0%
5	J. Warren	PIT	11	10	90.9%
6t	Fields (QB)	NYJ	9	8	88.9%
6t	Herbert (QB)	LAC	9	8	88.9%
8t	Allen (QB)	BUF	12	10	83.3%
8t	C. Brown	CIN	6	5	83.3%
8t	Lawrence (QB)	JAX	6	5	83.3%
8t	Perine	CIN	6	5	83.3%
12	Hunt	KC	21	17	81.0%
13	Taylor	IND	8	6	75.0%
14	*Gordon	MIA	7	5	71.4%
15t	Andrews (TE)	BAL	6	4	66.7%
15t	*Hampton	LAC	6	4	66.7%
15t	Maye (QB)	NE	6	4	66.7%
18	Henry	BAL	11	7	63.6%
19	G. Smith (QB)	LV	8	5	62.5%
20	*Judkins	CLE	12	7	58.3%
21	*Marks	HOU	9	5	55.6%
22	Stevenson	NE	9	4	44.4%



# 2025 NATIONAL FOOTBALL LEAGUE

## AFC LEADERS IN RECEPTIONS

RANK	PLAYER	TEAM	REC	YDS	AVG	LONG	TD
1	Chase	CIN	101	1147	11.4	64t	5
2	Pittman	IND	72	725	10.1	27t	7
3	Flowers	BAL	71	959	13.5	56	2
4	Schultz (TE)	HOU	70	650	9.3	47	2
5	Allen	LAC	68	680	10.0	31	4
6t	Kelce (TE)	KC	67	797	11.9	44	5
6t	Diggs	NE	67	731	10.9	33	3
8	*Fannin (TE)	CLE	66	667	10.1	35	4
9	Collins	HOU	64	1001	15.6	57t	6
10t	Sutton	DEN	63	886	14.1	52t	6
10t	*Warren (TE)	IND	63	718	11.4	41	4
12	Shakir	BUF	62	650	10.5	54t	4
13t	McConkey	LAC	61	715	11.7	58	5
13t	Achane (RB)	MIA	61	450	7.4	29t	4
15	Meyers	LV-JAX	60	707	11.8	50	3
16t	Waddle	MIA	59	838	14.2	46t	6
16t	Bowers (TE)	LV	59	647	11.0	38	6
18	C. Brown (RB)	CIN	58	336	5.8	21	2
19t	Franklin	DEN	57	626	11.0	42	6
19t	Gainwell (RB)	PIT	57	332	5.8	28	2
21	Metcalf	PIT	55	808	14.7	80t	6
22	Rice	KC	53	571	10.8	47	5
23	*Jeanty (RB)	LV	49	266	5.4	29	4
24	Downs	IND	47	406	8.6	34	4
25t	Higgins	CIN	46	667	14.5	44t	9
25t	Henry (TE)	NE	46	628	13.7	36	5
25t	Tucker	LV	46	574	12.5	61t	5
28	Okonkwo (TE)	TEN	45	459	10.2	39	0
29	*M. Taylor (TE)	NYJ	44	369	8.4	27	1
30	*Gadsden (TE)	LAC	43	602	14.0	53	2
31t	Johnston	LAC	42	533	12.7	60t	7
31t	Brown	KC	42	494	11.8	49	5
33t	Engram (TE)	DEN	41	359	8.8	41	1
33t	*Helm (TE)	TEN	41	347	8.5	34t	2
33t	M. Washington	MIA	41	284	6.9	28	2
36t	Jeudy	CLE	40	519	13.0	60t	2
36t	Worthy	KC	40	491	12.3	42	1
36t	Andrews (TE)	BAL	40	359	9.0	27t	5
39t	Pierce	IND	39	785	20.1	50	2
39t	B. Thomas	JAX	39	601	15.4	46	2
39t	Washington	JAX	39	500	12.8	40	3
39t	Hollins	NE	39	481	12.3	54	2
43t	Taylor (RB)	IND	38	318	8.4	43	2
43t	*Dike	TEN	38	301	7.9	38t	3
45	*Harvey (RB)	DEN	37	247	6.7	27t	4
46t	Kincaid (TE)	BUF	36	523	14.5	47	5
46t	*Higgins	HOU	36	397	11.0	28	4
46t	Wilson	NYJ	36	395	11.0	33t	4
46t	Coleman	BUF	36	355	9.9	35t	4
50	*Henderson (RB)	NE	34	212	6.2	19	1

# 2025 NATIONAL FOOTBALL LEAGUE

## AFC RECEIVING YARDAGE LEADERS

RANK	PLAYER	TEAM	YDS	REC	AVG	LONG	TD
1	Chase	CIN	1147	101	11.4	64t	5
2	Collins	HOU	1001	64	15.6	57t	6
3	Flowers	BAL	959	71	13.5	56	2
4	Sutton	DEN	886	63	14.1	52t	6
5	Waddle	MIA	838	59	14.2	46t	6
6	Metcalf	PIT	808	55	14.7	80t	6
7	Kelce (TE)	KC	797	67	11.9	44	5
8	Pierce	IND	785	39	20.1	50	2
9	Diggs	NE	731	67	10.9	33	3
10	Pittman	IND	725	72	10.1	27t	7
11	*Warren (TE)	IND	718	63	11.4	41	4
12	McConkey	LAC	715	61	11.7	58	5
13	Meyers	LV-JAX	707	60	11.8	50	3
14	Allen	LAC	680	68	10.0	31	4
15t	*Fannin (TE)	CLE	667	66	10.1	35	4
15t	Higgins	CIN	667	46	14.5	44t	9
17t	Schultz (TE)	HOU	650	70	9.3	47	2
17t	Shakir	BUF	650	62	10.5	54t	4
19	Bowers (TE)	LV	647	59	11.0	38	6
20	Henry (TE)	NE	628	46	13.7	36	5
21	Franklin	DEN	626	57	11.0	42	6
22	*Gadsden (TE)	LAC	602	43	14.0	53	2
23	B. Thomas	JAX	601	39	15.4	46	2
24	Tucker	LV	574	46	12.5	61t	5
25	Rice	KC	571	53	10.8	47	5
26	Johnston	LAC	533	42	12.7	60t	7
27	Kincaid (TE)	BUF	523	36	14.5	47	5
28	Jeudy	CLE	519	40	13.0	60t	2
29	Boutte	NE	511	30	17.0	39t	6
30	Washington	JAX	500	39	12.8	40	3
31	Brown	KC	494	42	11.8	49	5
32	Worthy	KC	491	40	12.3	42	1
33	Hollins	NE	481	39	12.3	54	2
34	Okonkwo (TE)	TEN	459	45	10.2	39	0
35	Achane (RB)	MIA	450	61	7.4	29t	4
36	Thornton	KC	438	19	23.1	61	3
37	Downs	IND	406	47	8.6	34	4
38	Douglas	NE	402	27	14.9	58	3
39	*Higgins	HOU	397	36	11.0	28	4
40t	Strange (TE)	JAX	395	32	12.3	30	1
40t	Wilson	NYJ	395	36	11.0	33t	4
42	A. Mitchell	IND-NYJ	388	27	14.4	75	2
43	*Ayomanor	TEN	370	31	11.9	33	3
44	*M. Taylor (TE)	NYJ	369	44	8.4	27	1
45	Iosivas	CIN	363	26	14.0	37	2
46t	Andrews (TE)	BAL	359	40	9.0	27t	5
46t	Engram (TE)	DEN	359	41	8.8	41	1
48	Coleman	BUF	355	36	9.9	35t	4
49	Knox (TE)	BUF	353	28	12.6	32	3
50	Freiermuth (TE)	PIT	352	31	11.4	68t	4

# 2025 NATIONAL FOOTBALL LEAGUE

## AFC THIRD-DOWN RECEIVING LEADERS

RANK	PLAYER	TEAM	REC	YDS	AVG	LONG	TD
1	Allen	LAC	28	299	10.7	31	1
2	Sutton	DEN	24	367	15.3	34	2
3	Chase	CIN	22	272	12.4	64t	2
4	Schultz (TE)	HOU	21	209	10.0	20	2
5t	Meyers	LV-JAX	20	198	9.9	25	2
5t	Gainwell (RB)	PIT	20	115	5.8	20	0
7t	Downs	IND	18	193	10.7	34	2
7t	Diggs	NE	18	184	10.2	24	1
9t	Shakir	BUF	17	153	9.0	44	0
9t	Pittman	IND	17	143	8.4	14	0
11t	*Fannin (TE)	CLE	16	175	10.9	24	0
11t	Collins	HOU	16	171	10.7	21	2
13t	Higgins	CIN	15	222	14.8	42t	2
13t	Flowers	BAL	15	213	14.2	39	0
15	Henry (TE)	NE	14	156	11.1	18	0
16	Jeudy	CLE	13	159	12.2	26	0
17t	Waddle	MIA	12	168	14.0	45	0
17t	McConkey	LAC	12	157	13.1	58	2
17t	Mims	DEN	12	134	11.2	31	0
17t	Lockett	TEN-LV	12	123	10.3	33	0
17t	*Dike	TEN	12	120	10.0	25	1
17t	M. Washington	MIA	12	111	9.3	19	0
23t	B. Thomas	JAX	11	198	18.0	39	0
23t	Metcalf	PIT	11	191	17.4	39	2
23t	Kincaid (TE)	BUF	11	168	15.3	24	1
23t	Kelce (TE)	KC	11	146	13.3	28	2
23t	*Higgins	HOU	11	120	10.9	24t	2
23t	*Warren (TE)	IND	11	102	9.3	19	1
23t	Smith (TE)	PIT	11	92	8.4	21	1
23t	*M. Taylor (TE)	NYJ	11	78	7.1	13	0
23t	*Harvey (RB)	DEN	11	70	6.4	12t	2
32t	Washington	JAX	10	177	17.7	40	1
32t	A. Mitchell	IND-NYJ	10	150	15.0	75	0
32t	Franklin	DEN	10	131	13.1	35	1
32t	Bowers (TE)	LV	10	95	9.5	31	0
32t	Okonkwo (TE)	TEN	10	94	9.4	39	0
32t	Achane (RB)	MIA	10	93	9.3	24	1
32t	Andrews (TE)	BAL	10	76	7.6	14t	1
39t	Njoku (TE)	CLE	9	90	10.0	23	2
39t	Engram (TE)	DEN	9	87	9.7	16	0
39t	Wilson	NYJ	9	75	8.3	16	1
39t	Rice	KC	9	62	6.9	11	0
39t	*Noel	HOU	9	51	5.7	12	0
44t	Thornton	KC	8	202	25.3	61	1
44t	Tucker	LV	8	169	21.1	37	1
44t	Boutte	NE	8	151	18.9	30	1
44t	Iosivas	CIN	8	141	17.6	37	1
44t	Stevenson (RB)	NE	8	135	16.9	55	0
44t	T. Hill	MIA	8	118	14.8	47	0
44t	Johnston	LAC	8	115	14.4	37	1
44t	Austin	PIT	8	111	13.9	31	1
44t	Ty Johnson (RB)	BUF	8	102	12.8	52t	1
44t	Strange (TE)	JAX	8	91	11.4	24	0
44t	Freiermuth (TE)	PIT	8	87	10.9	20	2
44t	Hill (RB)	BAL	8	83	10.4	37	0

# 2025 NATIONAL FOOTBALL LEAGUE

---

## AFC THIRD-DOWN RECEIVING LEADERS

RANK	PLAYER	TEAM	REC	YDS	AVG	LONG	TD
44t	Brown	KC	8	64	8.0	33	1
44t	Mayer (TE)	LV	8	61	7.6	14	1
44t	Kirk	HOU	8	56	7.0	13	0
44t	*Helm (TE)	TEN	8	53	6.6	15	0

# 2025 NATIONAL FOOTBALL LEAGUE

## AFC LEADING SCORERS (NON-KICKING)

RANK	PLAYER	TEAM	POS	TOUCHDOWNS					X2	PTS
				TOTAL	RUSH	REC	RET	KOREC		
1	Taylor	IND	RB	18	16	2	0	0	1	110
2t	Allen	BUF	QB	12	12	0	0	0	0	72
2t	Cook	BUF	RB	12	10	2	0	0	0	72
2t	Etienne	JAX	RB	12	7	5	0	0	0	72
5	Achane	MIA	RB	11	7	4	0	0	0	66
6t	*Harvey	DEN	RB	10	6	4	0	0	0	60
6t	Henry	BAL	RB	10	10	0	0	0	0	60
8	Higgins	CIN	WR	9	0	9	0	0	1	56
9	Hunt	KC	RB	9	8	1	0	0	0	54
10t	*Henderson	NE	RB	8	7	1	0	0	0	48
10t	*Jeanty	LV	RB	8	4	4	0	0	0	48
12t	Collins	HOU	WR	7	1	6	0	0	1	44
12t	*Judkins	CLE	RB	7	7	0	0	0	1	44
12t	Pittman	IND	WR	7	0	7	0	0	1	44
15t	Franklin	DEN	WR	6	0	6	0	0	3	42
15t	Johnston	LAC	WR	7	0	7	0	0	0	42
15t	Metcalf	PIT	WR	7	1	6	0	0	0	42
18t	Bowers	LV	TE	6	0	6	0	0	1	38
18t	Lawrence	JAX	QB	6	6	0	0	0	1	38
18t	Rice	KC	WR	6	1	5	0	0	1	38
18t	Sutton	DEN	WR	6	0	6	0	0	1	38
22t	Andrews	BAL	TE	6	1	5	0	0	0	36
22t	Boutte	NE	WR	6	0	6	0	0	0	36
22t	Gainwell	PIT	RB	6	4	2	0	0	0	36
22t	*Marks	HOU	RB	6	2	3	1	0	0	36
22t	*Tuten	JAX	RB	6	4	2	0	0	0	36
22t	Waddle	MIA	WR	6	0	6	0	0	0	36
22t	Waller	MIA	TE	6	0	6	0	0	0	36
22t	J. Warren	PIT	RB	6	4	2	0	0	0	36
30t	C. Brown	CIN	RB	5	3	2	0	0	1	32
30t	Kelce	KC	TE	5	0	5	0	0	1	32
32t	Brown	KC	WR	5	0	5	0	0	0	30
32t	Chase	CIN	WR	5	0	5	0	0	0	30
32t	*Dike	TEN	WR	5	0	3	2	0	0	30
32t	Henry	NE	TE	5	0	5	0	0	0	30
32t	D. Jones	IND	QB	5	5	0	0	0	0	30
32t	Kincaid	BUF	TE	5	0	5	0	0	0	30
32t	Mahomes	KC	QB	5	5	0	0	0	0	30
32t	McConkey	LAC	WR	5	0	5	0	0	0	30
32t	Pollard	TEN	RB	5	5	0	0	0	0	30
32t	Tucker	LV	WR	5	0	5	0	0	0	30
32t	*Warren	IND	TE	5	1	4	0	0	0	30
32t	Washington	JAX	WR	5	0	3	2	0	0	30
44	Fields	NYJ	QB	4	4	0	0	0	2	28
45	Maye	NE	QB	4	4	0	0	0	1	26
46t	Allen	LAC	WR	4	0	4	0	0	0	24



# 2025 NATIONAL FOOTBALL LEAGUE

## AFC LEADING SCORERS (NON-KICKING)

RANK	PLAYER	TEAM	POS	TOUCHDOWNS					X2	PTS
				TOTAL	RUSH	REC	RET	KOREC		
46t	Coleman	BUF	WR	4	0	4	0	0	0	24
46t	Dobbins	DEN	RB	4	4	0	0	0	0	24
46t	Downs	IND	WR	4	0	4	0	0	0	24
46t	*Fannin	CLE	TE	4	0	4	0	0	0	24
46t	Freiermuth	PIT	TE	4	0	4	0	0	0	24
46t	*Gordon	MIA	RB	4	3	1	0	0	0	24
46t	Hall	NYJ	RB	4	3	1	0	0	0	24
46t	*Higgins	HOU	WR	4	0	4	0	0	0	24
46t	Nix	DEN	QB	4	4	0	0	0	0	24
46t	Njoku	CLE	TE	4	0	4	0	0	0	24
46t	Shakir	BUF	WR	4	0	4	0	0	0	24
46t	Vidal	LAC	RB	4	3	1	0	0	0	24
46t	Wilson	NYJ	WR	4	0	4	0	0	0	24

# 2025 NATIONAL FOOTBALL LEAGUE

## AFC LEADING SCORERS (KICKING)

RANK	PLAYER	TEAM	PAT	FG	FG%	LONG	PTS
1	Dicker	LAC	29/29	34/36	94.4%	59	131
2	Fairbairn	HOU	22/22	33/37	89.2%	57	121
3	*Borregales	NE	40/42	24/27	88.9%	53	112
4	*Loop	BAL	33/35	26/28	92.9%	52	111
5	C. Little	JAX	39/40	23/27	85.2%	68	108
6	Butker	KC	30/34	24/28	85.7%	59	102
7t	Boswell	PIT	37/37	21/24	87.5%	60	100
7t	McPherson	CIN	31/31	23/26	88.5%	63	100
7t	Patterson	MIA	28/29	24/26	92.3%	54	100
10	Prater	BUF	43/46	18/20	90.0%	52	97
11	Folk	NYJ	21/21	25/26	96.2%	58	96
12	Lutz	DEN	34/34	20/23	87.0%	57	94
13	Slye	TEN	20/21	23/29	79.3%	57	89
14	Grupe	NO-IND	17/17	23/31	74.2%	60	86
15	Szmyt	CLE	20/21	18/21	85.7%	55	74
16	Carlson	LV	17/18	17/22	77.3%	54	68
17	Shrader	IND	14/14	13/14	92.9%	52	53
18	Badgley	IND	18/21	10/11	90.9%	53	48
19	Wright	TEN-WAS-HOU	4/4	5/5	100.0%	46	19

# 2025 NATIONAL FOOTBALL LEAGUE

## AFC TOUCHBACKS ON KICKOFFS

RANK	PLAYER	TEAM	TB
1	C. Little	JAX	26
2	Lutz	DEN	16
3t	Borregales	NE	14
3t	Fairbairn	HOU	14
3t	Slye	TEN	14
6	Dicker	LAC	13
7t	Butker	KC	11
7t	Patterson	MIA	11
9t	Prater	BUF	10
9t	Szmyt	CLE	10
11t	Grupe	NO-IND	9
11t	McPherson	CIN	9
13	Loop	BAL	7
14	Folk	NYJ	6
15	Carlson	LV	5
16	Boswell	PIT	4
17	McNamara	NYJ	3
18t	Sanchez	IND	2
18t	Shrader	IND	2
18t	Wright	TEN-WAS-HOU	2
21	Badgley	IND	1

# 2025 NATIONAL FOOTBALL LEAGUE

## AFC MOST YARDS FROM SCRIMMAGE

RANK	PLAYER	TEAM	POS	TOTAL			RUSHING			RECEIVING		
				YDS	PLAYS	AVG	YDS	ATT	AVG	YDS	ATT	AVG
1	Taylor	IND	RB	1761	310	5.7	1443	272	5.3	318	38	8.4
2	Cook	BUF	RB	1686	302	5.6	1415	271	5.2	271	31	8.7
3	Achane	MIA	RB	1636	266	6.2	1186	205	5.8	450	61	7.4
4	Henry	BAL	RB	1275	248	5.1	1125	233	4.8	150	15	10.0
5	Hall	NYJ	RB	1223	245	5.0	900	213	4.2	323	32	10.1
6	Etienne	JAX	RB	1203	242	5.0	949	213	4.5	254	29	8.8
7	Chase	CIN	WR	1161	104	11.2	14	3	4.7	1147	101	11.4
8	C. Brown	CIN	RB	1116	243	4.6	780	185	4.2	336	58	5.8
9	Pollard	TEN	RB	1026	217	4.7	847	189	4.5	179	28	6.4
10	Collins	HOU	WR	1016	66	15.4	15	2	7.5	1001	64	15.6
11	Flowers	BAL	WR	1003	80	12.5	44	9	4.9	959	71	13.5
12	*Henderson	NE	RB	985	177	5.6	773	143	5.4	212	34	6.2
13	J. Warren	PIT	RB	977	204	4.8	685	171	4.0	292	33	8.8
14	*Jeanty	LV	RB	966	249	3.9	700	200	3.5	266	49	5.4
15	*Judkins	CLE	RB	947	243	3.9	805	222	3.6	142	21	6.8
16	Sutton	DEN	WR	886	63	14.1	0	0	---	886	63	14.1
17	Waddle	MIA	WR	859	60	14.3	21	1	21.0	838	59	14.2
18	Metcalf	PIT	WR	820	57	14.4	12	2	6.0	808	55	14.7
19	Dobbins	DEN	RB	809	164	4.9	772	153	5.0	37	11	3.4
20	Kelce	KC	TE	798	68	11.7	1	1	1.0	797	67	11.9
21	*Marks	HOU	RB	788	188	4.2	584	167	3.5	204	21	9.7
22	Pierce	IND	WR	785	39	20.1	0	0	---	785	39	20.1
23	Gainwell	PIT	RB	783	150	5.2	451	93	4.8	332	57	5.8
24	Vidal	LAC	RB	758	162	4.7	620	147	4.2	138	15	9.2
25	Diggs	NE	WR	731	67	10.9	0	0	---	731	67	10.9
26	*Warren	IND	TE	726	69	10.5	8	6	1.3	718	63	11.4
27	Pittman	IND	WR	725	72	10.1	0	0	---	725	72	10.1
28	Meyers	LV-JAX	WR	719	64	11.2	12	4	3.0	707	60	11.8
29	McConkey	LAC	WR	715	61	11.7	0	0	---	715	61	11.7
30	Allen	LAC	WR	680	68	10.0	0	0	---	680	68	10.0
31t	*Fannin	CLE	TE	679	72	9.4	12	6	2.0	667	66	10.1
31t	Hunt	KC	RB	679	163	4.2	557	148	3.8	122	15	8.1
33	Higgins	CIN	WR	667	46	14.5	0	0	---	667	46	14.5
34	*Harvey	DEN	RB	666	147	4.5	419	110	3.8	247	37	6.7
35	Shakir	BUF	WR	655	63	10.4	5	1	5.0	650	62	10.5
36	Schultz	HOU	TE	650	70	9.3	0	0	---	650	70	9.3
37	Bowers	LV	TE	649	61	10.6	2	2	1.0	647	59	11.0
38	Franklin	DEN	WR	638	62	10.3	12	5	2.4	626	57	11.0
39	Henry	NE	TE	628	46	13.7	0	0	---	628	46	13.7
40	B. Thomas	JAX	WR	622	42	14.8	21	3	7.0	601	39	15.4
41	Stevenson	NE	RB	615	130	4.7	374	107	3.5	241	23	10.5
42	Tucker	LV	WR	610	52	11.7	36	6	6.0	574	46	12.5
43	*Gadsden	LAC	TE	602	43	14.0	0	0	---	602	43	14.0
44	Rice	KC	WR	591	58	10.2	20	5	4.0	571	53	10.8
45	*Hampton	LAC	RB	582	117	5.0	431	94	4.6	151	23	6.6
46	Worthy	KC	WR	577	49	11.8	86	9	9.6	491	40	12.3
47	Johnston	LAC	WR	540	44	12.3	7	2	3.5	533	42	12.7
48	Allen	BUF	QB	535	98	5.5	535	98	5.5	0	0	---
49	Chubb	HOU	RB	530	127	4.2	472	115	4.1	58	12	4.8
50	Kincaid	BUF	TE	523	36	14.5	0	0	---	523	36	14.5

# 2025 NATIONAL FOOTBALL LEAGUE

## AFC LEADERS IN FIRST DOWNS

RANK	PLAYER	TEAM	POS	TOTAL	RUSH	REC
1	Taylor	IND	RB	86	73	13
2	Achane	MIA	RB	72	50	22
3	Cook	BUF	RB	69	59	10
4t	Hall	NYJ	RB	59	48	11
4t	Henry	BAL	RB	59	55	4
6	Hunt	KC	RB	57	49	8
7t	C. Brown	CIN	RB	56	43	13
7t	Chase	CIN	WR	56	0	56
9t	*Judkins	CLE	RB	53	48	5
9t	J. Warren	PIT	RB	53	41	12
11	Etienne	JAX	RB	52	41	11
12	Pollard	TEN	RB	47	38	9
13t	*Jeanty	LV	RB	45	34	11
13t	Waddle	MIA	WR	45	1	44
15t	Gainwell	PIT	RB	44	29	15
15t	*Henderson	NE	RB	44	37	7
15t	Pittman	IND	WR	44	0	44
15t	Sutton	DEN	WR	44	0	44
19	Collins	HOU	WR	43	1	42
20t	Allen	LAC	WR	42	0	42
20t	Kelce	KC	TE	42	0	42
22	Allen	BUF	QB	41	41	0
23	Flowers	BAL	WR	40	2	38
24t	Diggs	NE	WR	38	0	38
24t	*Marks	HOU	RB	38	31	7
24t	*Warren	IND	TE	38	3	35
27t	Dobbins	DEN	RB	37	37	0
27t	Meyers	LV-JAX	WR	37	1	36
27t	Vidal	LAC	RB	37	31	6
30	Metcalf	PIT	WR	36	1	35
31t	Bowers	LV	TE	34	0	34
31t	Henry	NE	TE	34	0	34
31t	Pierce	IND	WR	34	0	34
31t	Schultz	HOU	TE	34	0	34
35t	*Harvey	DEN	RB	33	20	13
35t	Higgins	CIN	WR	33	0	33
37t	*Hampton	LAC	RB	32	26	6
37t	McConkey	LAC	WR	32	0	32
39	Franklin	DEN	WR	31	2	29
40t	*Fannin	CLE	TE	30	1	29
40t	Herbert	LAC	QB	30	30	0
40t	Lawrence	JAX	QB	30	30	0
40t	Maye	NE	QB	30	30	0
40t	Rice	KC	WR	30	2	28
45	B. Thomas	JAX	WR	29	2	27
46t	Andrews	BAL	TE	28	6	22
46t	Downs	IND	WR	28	0	28
48t	Mahomes	KC	QB	27	27	0
48t	Pacheco	KC	RB	27	24	3
48t	Shakir	BUF	WR	27	0	27
48t	Tucker	LV	WR	27	0	27



# 2025 NATIONAL FOOTBALL LEAGUE

## AFC PUNTING YARDS LEADERS

RANK	PLAYER	TEAM	POS	PUNTS	YARDS	LONG	AVG	TB	BLK	DWN	OB	RETURNS		IN20	NET AVG
												TOT	YDS		
1	Rehkow	CIN	P	54	2770	70	51.3	11	0	7	4	25	266	19	42.3
2	Stout	BAL	P	46	2340	74	50.9	6	0	7	7	21	148	19	45.0
3	Sanchez	IND	P	36	1763	59	49.0	3	0	2	4	14	96	19	44.6
4	Scott	LAC	P	45	2188	60	48.6	3	0	6	3	18	265	17	41.4
5	Bailey	MIA	P	48	2323	64	48.4	2	0	6	3	22	206	18	43.3
6	*Crawshaw	DEN	P	64	3051	76	47.7	7	0	2	10	25	240	27	41.7
7	Cole	LV	P	55	2608	64	47.4	4	2	3	13	25	350	18	38.2
8	Townsend	HOU	P	59	2793	73	47.3	5	0	9	8	26	277	23	40.9
9	Baringer	NE	P	45	2119	73	47.1	4	0	3	5	20	252	18	39.7
10	McNamara	NYJ	P	59	2777	72	47.1	6	0	15	1	18	121	25	43.0
11	Cooke	JAX	P	49	2301	63	47.0	4	0	4	9	23	155	16	42.2
12	Araiza	KC	P	42	1966	69	46.8	1	0	8	5	15	235	20	40.7
13	Hekker	TEN	P	67	3116	65	46.5	6	0	6	5	32	307	18	40.1
14	Waitman	PIT	P	51	2351	67	46.1	3	0	7	3	22	159	19	41.8
15	Bojorquez	CLE	P	80	3609	67	45.1	11	2	8	12	34	468	21	35.6

# 2025 NATIONAL FOOTBALL LEAGUE

## AFC NET PUNTING YARDS LEADERS

RANK	PLAYER	TEAM	POS	PUNTS	YARDS	LONG	AVG	TB	BLK	DWN	OB	RETURNS		IN20	NET AVG
												TOT	YDS		
1	Stout	BAL	P	46	2340	74	50.9	6	0	7	7	21	148	19	45.0
2	Sanchez	IND	P	36	1763	59	49.0	3	0	2	4	14	96	19	44.6
3	Bailey	MIA	P	48	2323	64	48.4	2	0	6	3	22	206	18	43.3
4	McNamara	NYJ	P	59	2777	72	47.1	6	0	15	1	18	121	25	43.0
5	Rehkow	CIN	P	54	2770	70	51.3	11	0	7	4	25	266	19	42.3
6	Cooke	JAX	P	49	2301	63	47.0	4	0	4	9	23	155	16	42.2
7	Waitman	PIT	P	51	2351	67	46.1	3	0	7	3	22	159	19	41.8
8	*Crawshaw	DEN	P	64	3051	76	47.7	7	0	2	10	25	240	27	41.7
9	Scott	LAC	P	45	2188	60	48.6	3	0	6	3	18	265	17	41.4
10	Townsend	HOU	P	59	2793	73	47.3	5	0	9	8	26	277	23	40.9
11	Araiza	KC	P	42	1966	69	46.8	1	0	8	5	15	235	20	40.7
12	Hekker	TEN	P	67	3116	65	46.5	6	0	6	5	32	307	18	40.1
13	Baringer	NE	P	45	2119	73	47.1	4	0	3	5	20	252	18	39.7
14	Cole	LV	P	55	2608	64	47.4	4	2	3	13	25	350	18	38.2
15	Bojorquez	CLE	P	80	3609	67	45.1	11	2	8	12	34	468	21	35.6

# 2025 NATIONAL FOOTBALL LEAGUE

---

## AFC PUNT RETURN LEADERS

RANK	PLAYER	TEAM	POS	RET	FC	YDS	AVG	LONG	TD
1	*Dike	TEN	WR	18	23	359	19.9	90t	2
2	M. Jones	NE	CB	21	16	363	17.3	94t	2
3	Washington	JAX	WR	19	9	323	17.0	87t	2
4	Mims	DEN	WR	24	17	394	16.4	70	1
5	I. Williams	CIN-NYJ	WR	28	10	396	14.1	78t	2
6	M. Washington	MIA	WR	19	8	258	13.6	74t	1
7	*Noel	HOU	WR	27	14	306	11.3	53	0
8	*Larvadain	CLE	WR	21	13	159	7.6	44	0
9	Remigio	KC	WR	23	10	160	7.0	25	0

# 2025 NATIONAL FOOTBALL LEAGUE

## AFC KICKOFF RETURN LEADERS

RANK	PLAYER	TEAM	POS	RET	YDS	AVG	LONG	TD
1	R. Davis	BUF	RB	23	745	32.4	97t	1
2	I. Williams	CIN-NYJ	WR	22	653	29.7	83	0
3	Mostert	LV	RB	21	620	29.5	54	0
4	*Noel	HOU	WR	17	495	29.1	69	0
5	*Tuten	JAX	RB	19	539	28.4	54	0
6	Mims	DEN	WR	22	589	26.8	46	0
7	Mitchell	BAL	RB	20	531	26.6	39	0
8	Thornton	KC	WR	18	475	26.4	34	0
9	Laube	LV	RB	28	736	26.3	38	0
10	M. Washington	MIA	WR	28	732	26.1	45	0
11	Gould	IND	WR	25	647	25.9	39	0
12	Remigio	KC	WR	25	646	25.8	47	0
13	Jones	CIN	WR	42	1084	25.8	98t	1
14	Davis	LAC	WR	18	464	25.8	30	0
15	*Dike	TEN	WR	55	1413	25.7	71	0
16	Eskridge	MIA	WR	25	640	25.6	54	0
17	*Allen	JAX	RB	19	486	25.6	50	0
18	Ali	BAL	RB	27	683	25.3	43	0
19	Perine	CIN	RB	17	430	25.3	38	0
20	Gainwell	PIT	RB	22	529	24.0	36	0
21	*Williams	PIT	WR	18	425	23.6	37	0
22	Corley	CLE	WR	17	385	22.6	33	0

# 2025 NATIONAL FOOTBALL LEAGUE

## AFC INTERCEPTION LEADERS

RANK	PLAYER	TEAM	POS	INT	YARDS	AVG	LONG	TD
1	Lloyd	JAX	LB	5	135	27.0	99t	1
2t	Battle	CIN	SAF	4	6	1.5	4	0
2t	Bullock	HOU	SAF	4	40	10.0	29	0
2t	D. Jackson	LAC	CB	4	27	6.8	21	0
2t	Jefferson	LAC	SS	4	5	1.3	3	0
2t	Lassiter	HOU	CB	4	0	0.0	0	0
2t	Pitre	HOU	SAF	4	18	4.5	12	0
8t	Barton	TEN	LB	3	25	8.3	24t	1
8t	Bishop	BUF	SAF	3	16	5.3	12	0
8t	Bynum	IND	SAF	3	14	4.7	14	0
8t	An. Johnson	JAX	SAF	3	49	16.3	44	0
8t	M. Jones	NE	CB	3	65	21.7	33t	1
8t	Kelly	LV	CB	3	26	8.7	26	0
8t	Latu	IND	DE	3	9	3.0	6	0
8t	Stingley	HOU	CB	3	37	12.3	20	0
8t	Wiggins	BAL	CB	3	84	28.0	61	0
17t	Benford	BUF	CB	2	63	31.5	63t	1
17t	Blackmon	IND	CB	2	41	20.5	32	0
17t	M. Brown	JAX	CB	2	0	0.0	0	0
17t	Bush	CLE	LB	2	67	33.5	44	1
17t	Douglas	MIA	CB	2	43	21.5	38	0
17t	Echols	PIT	CB	2	0	0.0	0	0
17t	Epenesa	BUF	DE	2	25	12.5	24	0
17t	*Hairston	BUF	CB	2	1	0.5	1	0
17t	Hawkins	NE	SAF	2	1	0.5	1	0
17t	Henley	LAC	LB	2	8	4.0	8	0
17t	Hickman	CLE	SAF	2	31	15.5	16	0
17t	Humphrey	BAL	CB	2	48	24.0	27	0
17t	D. James	LAC	FS	2	21	10.5	21	0
17t	*Knight	CIN	LB	2	39	19.5	39	0
17t	Lewis	JAX	CB	2	6	3.0	6	0
17t	*Mickens	LAC	SAF	2	25	12.5	15	0
17t	Pola-Mao	LV	SAF	2	0	0.0	0	0
17t	*Schwesinger	CLE	LB	2	16	8.0	9	0
17t	Spillane	NE	LB	2	70	35.0	37	0
17t	*Starks	BAL	SAF	2	9	4.5	9	0
17t	Stone	CIN	SAF	2	57	28.5	32t	1
17t	Tillman	DEN	LB	2	59	29.5	36	0
17t	Turner	CIN	CB	2	7	3.5	7	0
17t	J. Watson	KC	CB	2	14	7.0	14	0
17t	Woods	TEN	FS	2	51	25.5	35	0
42t	Al-Shaair	HOU	LB	1	0	0.0	0	0
42t	*Barron	DEN	CB	1	0	0.0	0	0
42t	Bernard	BUF	LB	1	24	24.0	24	0
42t	Bonner	MIA	CB	1	0	0.0	0	0
42t	Campbell	JAX-CLE	CB	1	34	34.0	34t	1
42t	Chenal	KC	LB	1	0	0.0	0	0
42t	Cochrane	KC	LB	1	0	0.0	0	0
42t	Crosby	LV	DE	1	19	19.0	19	0
42t	Cross	IND	SAF	1	0	0.0	0	0
42t	Danna	KC	DE	1	10	10.0	10	0
42t	Delpit	CLE	SAF	1	25	25.0	25	0
42t	Dodson	MIA	LB	1	0	0.0	0	0
42t	Dugger	NE-PIT	SAF	1	73	73.0	73t	1
42t	Elliott	PIT	SAF	1	-4	-4.0	-4	0



# 2025 NATIONAL FOOTBALL LEAGUE

## AFC INTERCEPTION LEADERS

RANK	PLAYER	TEAM	POS	INT	YARDS	AVG	LONG	TD
42t	Fitzpatrick	MIA	FS	1	7	7.0	7	0
42t	*Gillotte	KC	DE	1	14	14.0	14	0
42t	Greenlaw	DEN	LB	1	27	27.0	27	0
42t	Hand	LAC	DE	1	7	7.0	7	0
42t	C. Hart	LAC	CB	1	27	27.0	27	0
42t	Herbig	PIT	LB	1	41	41.0	41	0
42t	D. Hill	CIN	CB	1	0	0.0	0	0
42t	R. Jenkins	CLE	SAF	1	9	9.0	9	0
42t	B. Jones	DEN	SAF	1	0	0.0	0	0
42t	J. Jones	MIA	CB	1	7	7.0	7	0
42t	J. Jones	JAX	CB	1	0	0.0	0	0
42t	Lammons	IND	DB	1	0	0.0	0	0
42t	Mapu	NE	LB	1	20	20.0	20	0
42t	McDuffie	KC	CB	1	2	2.0	2	0
42t	McMillian	DEN	CB	1	16	16.0	16	0
42t	Melifonwu	MIA	SAF	1	0	0.0	0	0
42t	Miller	JAX	LB	1	0	0.0	0	0
42t	Moore	IND	CB	1	32	32.0	32t	1
42t	Moss	DEN	CB	1	0	0.0	0	0
42t	Murray	JAX	SS	1	12	12.0	12	0
42t	Newsome	CLE-JAX	CB	1	0	0.0	0	0
42t	Oluokun	JAX	LB	1	0	0.0	0	0
42t	Pierre	PIT	CB	1	9	9.0	9	0
42t	J. Porter	PIT	CB	1	0	0.0	0	0
42t	Ramsey	PIT	CB	1	2	2.0	2	0
42t	Roland-Wallace	KC	CB	1	23	23.0	23	0
42t	Samuel	PIT	CB	1	0	0.0	0	0
42t	*Sawyer	PIT	LB	1	4	4.0	4	0
42t	Snowden	LV	DE	1	18	18.0	18	0
42t	Stewart	IND	DT	1	3	3.0	3	0
42t	St-Juste	LAC	CB	1	0	0.0	0	0
42t	Strnad	DEN	LB	1	21	21.0	21	0
42t	Surtain	DEN	CB	1	0	0.0	0	0
42t	Tampa	BAL	CB	1	0	0.0	0	0
42t	Van Noy	BAL	MLB	1	11	11.0	11	0
42t	Ward	CLE	CB	1	13	13.0	13	0
42t	Watt	PIT	OLB	1	13	13.0	13	0
42t	D. White	LV	LB	1	0	0.0	0	0
42t	White	BUF	CB	1	0	0.0	0	0
42t	P. Wilson	PIT	LB	1	17	17.0	17	0
42t	Wingard	JAX	SAF	1	39	39.0	39	0

# 2025 NATIONAL FOOTBALL LEAGUE

## AFC SACK LEADERS

RANK	PLAYER	TEAM	POS	SACKS
1	Garrett	CLE	DE	21.5
2	Bonitto	DEN	LB	12.5
3t	Hunter	HOU	DE	12.0
3t	Tuipulotu	LAC	LB	12.0
5	Anderson	HOU	DE	10.5
6	Crosby	LV	DE	10.0
7	Simmons	TEN	DT	9.0
8	Landry	NE	LB	8.5
9	Cooper	DEN	LB	8.0
10t	Hines-Allen	JAX	DE	7.0
10t	McDonald	NYJ	DE	7.0
10t	Oweh	BAL-LAC	LB	7.0
10t	Watt	PIT	OLB	7.0
14t	Allen	DEN	DE	6.5
14t	Chaisson	NE	LB	6.5
14t	Chubb	MIA	OLB	6.5
14t	Collins	CLE	DT	6.5
14t	Herbig	PIT	LB	6.5
14t	Highsmith	PIT	LB	6.5
14t	Latu	IND	DE	6.5
21t	D. Jones	TEN-BAL	DE	6.0
21t	Karlaftis	KC	DE	6.0
23t	Armstead	JAX	DT	5.5
23t	Franklin-Myers	DEN	DE	5.5
23t	Mack	LAC	OLB	5.5
26t	Bosa	BUF	DE-LB	5.0
26t	Ossai	CIN	DE	5.0
28t	Benton	PIT	DT	4.5
28t	Murphy	CIN	DE	4.5
28t	Sieler	MIA	DT	4.5
28t	J. Ward	TEN	LB	4.5
32t	Buckner	IND	DT	4.0
32t	Dodson	MIA	LB	4.0
32t	Eboigbe	LAC	DT	4.0
32t	Hendrickson	CIN	DE	4.0
32t	Jones	KC	DE	4.0
32t	Key	TEN	LB	4.0
32t	Laulu	LV	DT	4.0
32t	McMillian	DEN	CB	4.0
32t	Paye	IND	DE	4.0
32t	Rousseau	BUF	DE	4.0
32t	Wright	CLE	DE	4.0
43t	Brooks	MIA	LB	3.5
43t	Gallimore	IND	DT	3.5
43t	*M. Green	BAL	LB	3.5
43t	Henley	LAC	LB	3.5
43t	Omenihu	KC	DE	3.5
43t	C. Robinson	MIA	LB	3.5
43t	Strnad	DEN	LB	3.5
43t	Tillman	DEN	LB	3.5
43t	M. Williams	NE	DE	3.5
43t	Quin. Williams	NYJ	LB	3.5

# 2025 NATIONAL FOOTBALL LEAGUE

## AFC LEADERS IN FUMBLE RECOVERIES

RANK	PLAYER	TEAM	POS	TOTAL	OWN TEAM	OPP TEAM
1t	Maye	NE	QB	4	4	0
1t	Tagovailoa	MIA	QB	4	4	0
3t	L. Jackson	BAL	QB	3	3	0
3t	D. Jones	IND	QB	3	3	0
3t	*Larvadain	CLE	WR	3	3	0
3t	Mahomes	KC	QB	3	3	0
3t	*Marks	HOU	RB	3	3	0
3t	G. Smith	LV	QB	3	3	0
9t	*Allen	JAX	RB	2	1	1
9t	Anderson	HOU	DE	2	0	2
9t	Benford	BUF	CB	2	0	2
9t	Bernard	BUF	LB	2	0	2
9t	Delpit	CLE	SAF	2	0	2
9t	Fitzpatrick	MIA	FS	2	0	2
9t	Gilman	LAC-BAL	SAF	2	0	2
9t	*Gordon	MIA	RB	2	2	0
9t	Gray	TEN	LB	2	1	1
9t	Hall	NYJ	RB	2	2	0
9t	C. Johnson	CIN	DE	2	0	2
9t	M. Jones	NE	CB	2	2	0
9t	Lawrence	JAX	QB	2	2	0
9t	Nix	DEN	QB	2	2	0
9t	Pratt	LV-IND	LB	2	0	2
9t	Rodgers	PIT	QB	2	2	0
9t	Taylor	IND	RB	2	2	0
9t	Watt	PIT	OLB	2	0	2

# 2025 NATIONAL FOOTBALL LEAGUE

## AFC LEADERS IN RECOVERIES OF FUMBLES BY OWN TEAM

RANK	PLAYER	TEAM	POS	REC	YARDS	AVG	LONG	TD
1t	Maye	NE	QB	4	0	0.0	0	0
1t	Tagovailoa	MIA	QB	4	0	0.0	0	0
3t	L. Jackson	BAL	QB	3	0	0.0	0	0
3t	D. Jones	IND	QB	3	0	0.0	0	0
3t	*Larvadain	CLE	WR	3	0	0.0	0	0
3t	Mahomes	KC	QB	3	0	0.0	0	0
3t	*Marks	HOU	RB	3	1	0.3	1t	1
3t	G. Smith	LV	QB	3	0	0.0	0	0
9t	*Gordon	MIA	RB	2	0	0.0	0	0
9t	Hall	NYJ	RB	2	7	3.5	7	0
9t	M. Jones	NE	CB	2	0	0.0	0	0
9t	Lawrence	JAX	QB	2	0	0.0	0	0
9t	Nix	DEN	QB	2	0	0.0	0	0
9t	Rodgers	PIT	QB	2	0	0.0	0	0
9t	Taylor	IND	RB	2	0	0.0	0	0
16t	Achane	MIA	RB	1	0	0.0	0	0
16t	Allen	BUF	QB	1	0	0.0	0	0
16t	Allen	LAC	WR	1	0	0.0	0	0
16t	*Allen	JAX	RB	1	0	0.0	0	0
16t	Borom	MIA	OG	1	0	0.0	0	0
16t	Bortolini	IND	C	1	0	0.0	0	0
16t	C. Brown	CIN	RB	1	0	0.0	0	0
16t	O. Brown	CIN	OT	1	0	0.0	0	0
16t	Brown	BUF	OT	1	0	0.0	0	0
16t	*Campbell	NE	OT	1	0	0.0	0	0
16t	Carter	CLE	WR	1	0	0.0	0	0
16t	Codrington	BUF	CB	1	0	0.0	0	0
16t	Cole	LV	P	1	0	0.0	0	0
16t	*Cook	NYJ	QB	1	0	0.0	0	0
16t	Cook	BUF	RB	1	0	0.0	0	0
16t	Davis	LAC	WR	1	0	0.0	0	0
16t	Davis	NYJ	RB	1	0	0.0	0	0
16t	*Ewers	MIA	QB	1	0	0.0	0	0
16t	*Fairchild	CIN	OG	1	0	0.0	0	0
16t	Flowers	BAL	WR	1	0	0.0	0	0
16t	Forsythe	LV	OT	1	0	0.0	0	0
16t	Gainwell	PIT	RB	1	0	0.0	0	0
16t	Gray	TEN	LB	1	0	0.0	0	0
16t	*Green	JAX	DE	1	0	0.0	0	0
16t	*Hampton	LAC	RB	1	2	2.0	2	0
16t	Harrison	JAX	OT	1	0	0.0	0	0
16t	*Henderson	NE	RB	1	0	0.0	0	0
16t	Higgins	CIN	WR	1	0	0.0	0	0
16t	Hill	BAL	RB	1	0	0.0	0	0
16t	Hunt	KC	RB	1	0	0.0	0	0
16t	Ty Johnson	BUF	RB	1	0	0.0	0	0
16t	B. Jones	PIT	OT	1	6	6.0	6	0
16t	Jones	CIN	WR	1	0	0.0	0	0
16t	Latham	TEN	OT	1	0	0.0	0	0
16t	Likely	BAL	TE	1	0	0.0	0	0
16t	Matlock	LAC	DT	1	0	0.0	0	0
16t	Mims	DEN	WR	1	0	0.0	0	0
16t	Moore	BUF-DEN	WR	1	-1	-1.0	-1	0
16t	Pacheco	KC	RB	1	0	0.0	0	0
16t	Paul	MIA	OT	1	0	0.0	0	0

# 2025 NATIONAL FOOTBALL LEAGUE

## AFC LEADERS IN RECOVERIES OF FUMBLES BY OWN TEAM

RANK	PLAYER	TEAM	POS	REC	YARDS	AVG	LONG	TD
16t	Pollard	TEN	RB	1	0	0.0	0	0
16t	Raimann	IND	OT	1	0	0.0	0	0
16t	Remigio	KC	WR	1	0	0.0	0	0
16t	Rice	KC	WR	1	0	0.0	0	0
16t	Skoronski	TEN	OT	1	0	0.0	0	0
16t	*B. Smith	KC	RB	1	0	0.0	0	0
16t	*M. Taylor	NYJ	TE	1	0	0.0	0	0
16t	Teller	CLE	OG	1	0	0.0	0	0
16t	Thornhill	PIT-JAX	SAF	1	0	0.0	0	0
16t	Vidal	LAC	RB	1	0	0.0	0	0
16t	Wallace	BAL	WR	1	0	0.0	0	0
16t	*Warren	IND	TE	1	0	0.0	0	0
16t	Whiteheart	CLE	TE	1	0	0.0	0	0
16t	Wilson	NYJ	WR	1	0	0.0	0	0
16t	*Wilson	NE	OG	1	0	0.0	0	0
16t	Worthy	KC	WR	1	3	3.0	3	0



# 2025 NATIONAL FOOTBALL LEAGUE

## AFC LEADERS IN RECOVERIES OF FUMBLES BY OPPOSING TEAM

RANK	PLAYER	TEAM	POS	REC	YARDS	AVG	LONG	TD
1t	Anderson	HOU	DE	2	0	0.0	0t	1
1t	Benford	BUF	CB	2	23	11.5	17t	1
1t	Bernard	BUF	LB	2	0	0.0	0	0
1t	Delpit	CLE	SAF	2	0	0.0	0	0
1t	Fitzpatrick	MIA	FS	2	0	0.0	0	0
1t	Gilman	LAC-BAL	SAF	2	11	5.5	11	0
1t	C. Johnson	CIN	DE	2	4	2.0	4	0
1t	Pratt	LV-IND	LB	2	9	4.5	8	0
1t	Watt	PIT	OLB	2	0	0.0	0	0
10t	Adebawore	IND	DT	1	0	0.0	0	0
10t	*Allen	JAX	RB	1	0	0.0	0	0
10t	Al-Shaair	HOU	LB	1	0	0.0	0	0
10t	*Barron	DEN	CB	1	0	0.0	0	0
10t	*Black	PIT	DE	1	0	0.0	0	0
10t	Bonner	MIA	CB	1	0	0.0	0	0
10t	Booker	LV	DT	1	0	0.0	0	0
10t	Brents	MIA	CB	1	0	0.0	0	0
10t	Brooks	MIA	LB	1	2	2.0	2	0
10t	Burks	CIN	ILB	1	0	0.0	0	0
10t	Bush	CLE	LB	1	0	0.0	0	0
10t	Butler	LV	DT	1	0	0.0	0	0
10t	Bynum	IND	SAF	1	0	0.0	0	0
10t	Chaisson	NE	LB	1	4	4.0	4t	1
10t	Chubb	MIA	OLB	1	2	2.0	2	0
10t	Cisco	NYJ	SAF	1	0	0.0	0	0
10t	Collins	CLE	DT	1	0	0.0	0	0
10t	Diabate	CLE	LB	1	0	0.0	0	0
10t	Dodson	MIA	LB	1	6	6.0	6	0
10t	Dye	LAC	LB	1	0	0.0	0	0
10t	Echols	PIT	CB	1	0	0.0	0	0
10t	Elam	DAL-TEN	CB	1	9	9.0	9	0
10t	Epenesa	BUF	DE	1	0	0.0	0	0
10t	*Farmer	NE	DT	1	0	0.0	0	0
10t	Gray	TEN	LB	1	19	19.0	19	0
10t	*Harmon	PIT	DT	1	0	0.0	0	0
10t	Hawkins	NE	SAF	1	0	0.0	0	0
10t	*Hemingway	LV	DT	1	0	0.0	0	0
10t	Herbig	PIT	LB	1	0	0.0	0t	1
10t	Howard	IND	CB	1	2	2.0	2	0
10t	Humphrey	BAL	CB	1	0	0.0	0	0
10t	Hunter	HOU	DE	1	0	0.0	0	0
10t	*K. Jackson	BAL	SAF	1	0	0.0	0	0
10t	Jenkins	BAL	DT	1	11	11.0	11	0
10t	R. Jenkins	CLE	SAF	1	0	0.0	0	0
10t	A. Jennings	NE	LB	1	0	0.0	0	0
10t	B. Jones	DEN	SAF	1	0	0.0	0	0
10t	D. Jones	TEN-BAL	DE	1	2	2.0	2	0
10t	J. Jones	JAX	CB	1	0	0.0	0	0
10t	T. Jones	BAL	DT	1	0	0.0	0	0
10t	Joseph-Day	TEN	DE	1	0	0.0	0	0
10t	Karlaftis	KC	DE	1	1	1.0	1	0
10t	Kelly	LV	CB	1	3	3.0	3	0
10t	*Lane	JAX	SAF	1	0	0.0	0	0
10t	Lewis	JAX	CB	1	0	0.0	0	0
10t	Lloyd	JAX	LB	1	2	2.0	2	0

# 2025 NATIONAL FOOTBALL LEAGUE

## AFC LEADERS IN RECOVERIES OF FUMBLES BY OPPOSING TEAM

RANK	PLAYER	TEAM	POS	REC	YARDS	AVG	LONG	TD
10t	Lockett	TEN-LV	WR	1	0	0.0	0t	1
10t	*Mausi	TEN	LB	1	0	0.0	0	0
10t	*Moore	NYJ	SAF	1	25	25.0	25	0
10t	Ogunbowale	HOU	RB	1	6	6.0	6	0
10t	Oluokun	JAX	LB	1	0	0.0	0	0
10t	Peppers	PIT	FS	1	0	0.0	0	0
10t	Phillips	LAC	LB	1	0	0.0	0	0
10t	Pierre	PIT	CB	1	34	34.0	34t	1
10t	*Ponder	NE	LB	1	0	0.0	0	0
10t	Queen	PIT	LB	1	0	0.0	0	0
10t	Rankins	HOU	DT	1	32	32.0	32t	1
10t	*Reed	HOU	SAF	1	9	9.0	9	0
10t	Roberts	LV	OLB	1	0	0.0	0	0
10t	Sieler	MIA	DT	1	5	5.0	5	0
10t	Skinner	DEN	SAF	1	0	0.0	0	0
10t	Skowronek	PIT	WR	1	0	0.0	0	0
10t	Slay	PIT-BUF	CB	1	-6	-6.0	-6	0
10t	*J. Smith	HOU	CB	1	0	0.0	0	0
10t	Smith	BAL	ILB	1	63	63.0	63t	1
10t	Stiggers	NYJ	CB	1	0	0.0	0	0
10t	*Striggow	JAX	DE	1	0	0.0	0	0
10t	Tart	LAC	DT	1	0	0.0	0	0
10t	Tillery	KC	DT	1	0	0.0	0	0
10t	*Trader	MIA	SAF	1	0	0.0	0	0
10t	Tranquill	KC	LB	1	0	0.0	0	0
10t	Turner	CIN	CB	1	7	7.0	7	0
10t	*Walker	BUF	DT	1	6	6.0	6	0
10t	Ward	IND	CB	1	0	0.0	0	0
10t	Williams	BUF	LB	1	0	0.0	0	0
10t	P. Wilson	PIT	LB	1	0	0.0	0	0
10t	Wilson	LV	DE	1	0	0.0	0	0
10t	Wingard	JAX	SAF	1	0	0.0	0	0
10t	*Woodson	NE	SAF	1	0	0.0	0	0

# 2025 NATIONAL FOOTBALL LEAGUE

## NFC LEADING PASSERS

RANK	PLAYER	TEAM	ATT	COMP	COMP%	YDS	YPA	TD	TD%	LONG	INT	INT%	RATING
1	Stafford	LAR	470	312	66.4%	3722	7.92	37	7.9%	88t	5	1.1%	112.2
2	Goff	DET	453	314	69.3%	3672	8.11	29	6.4%	64	5	1.1%	110.4
3	Darnold	SEA	390	263	67.4%	3433	8.80	22	5.6%	67	11	2.8%	102.0
4	Love	GB	426	283	66.4%	3304	7.76	23	5.4%	59	6	1.4%	101.9
5	Hurts	PHI	397	259	65.2%	2929	7.38	22	5.5%	79t	6	1.5%	99.4
6	Prescott	DAL	522	357	68.4%	3931	7.53	26	5.0%	74t	10	1.9%	99.1
7	Jones	SF	289	201	69.6%	2151	7.44	13	4.5%	56	6	2.1%	97.4
8	Brissett	ARI	386	256	66.3%	2708	7.02	18	4.7%	50	6	1.6%	95.6
9	*Dart	NYG	264	165	62.5%	1802	6.83	13	4.9%	44t	4	1.5%	92.7
10	Mayfield	TB	451	276	61.2%	2999	6.65	22	4.9%	77t	7	1.6%	90.6
11	Ca. Williams	CHI	459	266	58.0%	3150	6.86	21	4.6%	65t	6	1.3%	88.8
12	Penix	ATL	276	166	60.1%	1982	7.18	9	3.3%	69	3	1.1%	88.5
13	Young	CAR	387	245	63.3%	2500	6.46	19	4.9%	54	9	2.3%	88.4
14	Rattler	NO	257	174	67.7%	1586	6.17	8	3.1%	87t	5	1.9%	86.5

# 2025 NATIONAL FOOTBALL LEAGUE

## NFC LEADING PASSERS, RANKS

PLAYER	TEAM	ATT	COMP	COMP%	YDS	YPA	TD	TD%	INT	INT%	RATING
Stafford	LAR	2	3	7	2	3	1	1	3t	1	1
Goff	DET	4	2	2	3	2	2	2	3t	3	2
Darnold	SEA	8	7	5	4	1	5t	3	14	14	3
Love	GB	6	4	6	5	4	4	5	6t	5	4
Hurts	PHI	7	8	9	8	7	5t	4	6t	6	5
Prescott	DAL	1	1	3	1	5	3	6	13	10	6
Jones	SF	11	11	1	11	6	11t	12	6t	12	7
Brissett	ARI	10	9	8	9	9	10	10	6t	9	8
*Dart	NYG	13	14	11	13	11	11t	7	2	7	9
Mayfield	TB	5	5	12	7	12	5t	9	11	8	10
Ca. Williams	CHI	3	6	14	6	10	8	11	6t	4	11
Penix	ATL	12	13	13	12	8	16	13	1	2	12
Young	CAR	9	10	10	10	13	9	8	12	13	13
Rattler	NO	14	12	4	15	14	17t	14	3t	11	14

# 2025 NATIONAL FOOTBALL LEAGUE

## NFC FOURTH-QUARTER PASSING LEADERS

RANK	PLAYER	TEAM	ATT	COMP	COMP%	YDS	YPA	TD	TD%	INT	INT%	RATING
1	Stafford	LAR	87	60	69.0%	805	9.25	9	10.3%	0	0.0%	132.6
2	Daniels	WAS	38	27	71.1%	295	7.76	4	10.5%	0	0.0%	128.7
3	Purdy	SF	41	30	73.2%	348	8.49	3	7.3%	1	2.4%	112.7
4	Brissett	ARI	112	72	64.3%	759	6.78	7	6.3%	0	0.0%	104.7
5	Hurts	PHI	108	69	63.9%	892	8.26	7	6.5%	2	1.9%	103.6
6	Goff	DET	113	69	61.1%	752	6.65	7	6.2%	0	0.0%	101.3
7	Murray	ARI	35	23	65.7%	204	5.83	3	8.6%	1	2.9%	97.8
8	Mariota	WAS	63	35	55.6%	522	8.29	4	6.3%	1	1.6%	97.5
9	Wentz	MIN	56	35	62.5%	412	7.36	3	5.4%	1	1.8%	95.2
10	Ca. Williams	CHI	98	55	56.1%	770	7.86	6	6.1%	2	2.0%	93.5
11	Wilson	NYG	44	23	52.3%	319	7.25	2	4.5%	0	0.0%	91.0
12	Darnold	SEA	88	57	64.8%	707	8.03	4	4.5%	3	3.4%	90.5
13	McCarthy	MIN	60	34	56.7%	395	6.58	6	10.0%	3	5.0%	89.2
14	Love	GB	108	63	58.3%	714	6.61	6	5.6%	2	1.9%	89.0
15	Prescott	DAL	150	98	65.3%	1082	7.21	6	4.0%	5	3.3%	86.0
16	Jones	SF	77	52	67.5%	579	7.52	4	5.2%	4	5.2%	85.4
17	Cousins	ATL	74	44	59.5%	458	6.19	3	4.1%	1	1.4%	85.3
18	*Shough	NO	105	68	64.8%	681	6.49	3	2.9%	2	1.9%	84.7
19	Young	CAR	117	69	59.0%	660	5.64	7	6.0%	3	2.6%	84.0
20	Mayfield	TB	131	76	58.0%	745	5.69	5	3.8%	2	1.5%	80.5
21	Penix	ATL	65	34	52.3%	417	6.42	1	1.5%	0	0.0%	77.5
22	*Dart	NYG	67	37	55.2%	444	6.63	3	4.5%	3	4.5%	72.0
23	Rattler	NO	71	43	60.6%	357	5.03	2	2.8%	2	2.8%	71.2



# 2025 NATIONAL FOOTBALL LEAGUE

## NFC THIRD-DOWN PASSING LEADERS

RANK	PLAYER	TEAM	ATT	COMP	COMP%	YDS	YPA	TD	TD%	INT	INT%	RATING
1	Goff	DET	117	72	61.5%	806	6.89	10	8.5%	2	1.7%	103.4
2	Ca. Williams	CHI	119	73	61.3%	911	7.66	9	7.6%	2	1.7%	103.3
3	Jones	SF	70	42	60.0%	483	6.90	7	10.0%	2	2.9%	102.3
4	Brissett	ARI	79	52	65.8%	638	8.08	5	6.3%	2	2.5%	101.1
5	Hurts	PHI	104	68	65.4%	942	9.06	3	2.9%	1	1.0%	99.9
6	Love	GB	115	68	59.1%	1066	9.27	7	6.1%	3	2.6%	99.4
7	Prescott	DAL	134	86	64.2%	977	7.29	4	3.0%	1	0.7%	92.8
8	*Dart	NYG	71	42	59.2%	462	6.51	3	4.2%	1	1.4%	86.7
9	Mayfield	TB	108	56	51.9%	610	5.65	6	5.6%	1	0.9%	83.5
10	Stafford	LAR	103	50	48.5%	609	5.91	6	5.8%	1	1.0%	82.5
11	Darnold	SEA	106	62	58.5%	773	7.29	5	4.7%	4	3.8%	81.2
12	Young	CAR	97	57	58.8%	528	5.44	3	3.1%	2	2.1%	75.5
13	Penix	ATL	70	35	50.0%	388	5.54	1	1.4%	0	0.0%	71.6

# 2025 NATIONAL FOOTBALL LEAGUE

## NFC LEADING RUSHERS

RANK	PLAYER	TEAM	ATT	YDS	AVG	LONG	TD
1	B. Robinson	ATL	234	1174	5.0	81t	6
2	J. Williams	DAL	230	1113	4.8	66	10
3	Gibbs	DET	200	1100	5.5	78t	13
4	K. Williams	LAR	211	1030	4.9	34	10
5	Dowdle	CAR	208	978	4.7	53	6
6	Barkley	PHI	240	940	3.9	65t	6
7	Swift	CHI	191	935	4.9	25	7
8	McCaffrey	SF	259	922	3.6	20	9
9	Jacobs	GB	218	890	4.1	40t	13
10	Walker	SEA	179	779	4.4	31	4
11	*Monangai	CHI	146	681	4.7	39	5
12	Mason	MIN	143	659	4.6	24	6
13	*Croskey-Merritt	WAS	143	646	4.5	42	5
14	Montgomery	DET	136	635	4.7	72	8
15	Corum	LAR	112	621	5.5	48t	5
16	Charbonnet	SEA	140	514	3.7	30	8
17	Tracy	NYG	128	504	3.9	31t	2
18	White	TB	118	494	4.2	20	4
19	Kamara	NO	131	471	3.6	18t	1
20	Hubbard	CAR	119	462	3.9	14	1
21	Irving	TB	119	413	3.5	32	1
22t	A. Jones	MIN	93	410	4.4	31	1
22t	*Skattebo	NYG	101	410	4.1	24	5
24	*Dart (QB)	NYG	70	400	5.7	29	7
25	Allgeier	ATL	110	396	3.6	21t	8
26	Hurts (QB)	PHI	95	376	4.0	29	8
27	Rodriguez	WAS	81	372	4.6	48	4
28	Wilson	GB	90	354	3.9	15	3
29	B. Robinson	SF	81	349	4.3	19	2
30	Ca. Williams (QB)	CHI	68	334	4.9	29	3
31	Singletary	NYG	91	319	3.5	22t	3
32	Tucker	TB	76	313	4.1	43t	6
33	Mariota (QB)	WAS	49	298	6.1	44	1
34	Mayfield (QB)	TB	44	286	6.5	33	1
35	Daniels (QB)	WAS	58	278	4.8	18	2
36	Knight	ARI	82	269	3.3	17	4
37	Demercado	ARI	32	242	7.6	71	0
38	Bigsby	JAX-PHI	41	237	5.8	29	0
39	M. Carter	ARI	67	221	3.3	11	1
40	McNichols	WAS	41	217	5.3	60t	1
41	*Neal	NO	57	206	3.6	21	2
42	Miller	NO	47	193	4.1	18t	1
43	Love (QB)	GB	45	192	4.3	25	0
44	Murray (QB)	ARI	29	173	6.0	30	1
45	Young (QB)	CAR	39	170	4.4	24	1
46	Rattler (QB)	NO	31	167	5.4	15	0
47	Benson	ARI	29	160	5.5	52	0
48	McCarthy (QB)	MIN	33	154	4.7	26	3
49	Brissett (QB)	ARI	34	144	4.2	15	1
50	Prescott (QB)	DAL	45	140	3.1	14	2

# 2025 NATIONAL FOOTBALL LEAGUE

## NFC THIRD-AND-ONE RUSHING LEADERS

RANK	PLAYER	TEAM	ATT	FD	PCT
1t	Tucker	TB	6	6	100.0%
1t	*Croskey-Merritt	WAS	4	4	100.0%
1t	Montgomery	DET	4	4	100.0%
1t	Rattler (QB)	NO	4	4	100.0%
5	Swift	CHI	10	9	90.0%
6	K. Williams	LAR	9	8	88.9%
7	White	TB	8	7	87.5%
8	Barner (TE)	SEA	6	5	83.3%
9t	Brissett (QB)	ARI	5	4	80.0%
9t	Charbonnet	SEA	5	4	80.0%
9t	Knight	ARI	5	4	80.0%
9t	J. Williams	DAL	5	4	80.0%
13	McCaffrey	SF	11	8	72.7%
14	Jones (QB)	SF	7	5	71.4%
15	Mason	MIN	9	6	66.7%
16	Hill (TE)	NO	8	5	62.5%
17	Jacobs	GB	15	9	60.0%
18	Hurts (QB)	PHI	12	7	58.3%
19	Rodriguez	WAS	9	5	55.6%
20	Allgeier	ATL	10	5	50.0%

# 2025 NATIONAL FOOTBALL LEAGUE

## NFC LEADERS IN RECEPTIONS

RANK	PLAYER	TEAM	REC	YDS	AVG	LONG	TD
1	McBride (TE)	ARI	105	1071	10.2	31	10
2	Nacua	LAR	102	1367	13.4	39t	6
3	Smith-Njigba	SEA	96	1541	16.1	63t	9
4	St. Brown	DET	94	1140	12.1	52	11
5	McCaffrey (RB)	SF	86	820	9.5	39	5
6	Olave	NO	82	896	10.9	62t	6
7	Pickens	DAL	81	1212	15.0	45	8
8	Robinson	NYG	78	882	11.3	50	4
9	Ferguson (TE)	DAL	77	570	7.4	26t	7
10	Pitts (TE)	ATL	73	797	10.9	36	4
11t	D. Smith	PHI	66	889	13.5	79t	3
11t	Jefferson	MIN	66	832	12.6	50	2
11t	Mi. Wilson	ARI	66	766	11.6	50	4
14	Samuel	WAS	65	604	9.3	38	5
15t	A. Brown	PHI	64	840	13.1	45	7
15t	B. Robinson (RB)	ATL	64	684	10.7	69	2
17	Lamb	DAL	63	976	15.5	74t	3
18t	Johnson (TE)	NO	62	644	10.4	52	3
18t	Gibbs (RB)	DET	62	494	8.0	42	3
20t	D. London	ATL	60	810	13.5	43	6
20t	Adams	LAR	60	789	13.2	44t	14
22	*McMillan	CAR	59	851	14.4	43t	6
23	*Egbuka	TB	58	870	15.0	77t	6
24	Shaheed	NO-SEA	57	677	11.9	87t	2
25	Goedert (TE)	PHI	54	551	10.2	36	9
26	J. Williams	DET	52	936	18.0	64	7
27t	Ertz (TE)	WAS	50	504	10.1	30	4
27t	Hockenson (TE)	MIN	50	436	8.7	29	3
29	Doubs	GB	47	578	12.3	48	5
30	Otton (TE)	TB	46	430	9.3	27	0
31t	T. Johnson (TE)	NYG	45	528	11.7	42	5
31t	Kittle (TE)	SF	45	484	10.8	33	6
33t	Odunze	CHI	44	661	15.0	37	6
33t	Jennings	SF	44	495	11.3	42t	7
35t	Moore	CHI	43	567	13.2	42	5
35t	Barner (TE)	SEA	43	413	9.6	61	4
37	Kupp	SEA	41	519	12.7	67	2
38t	Harrison	ARI	40	594	14.8	45	4
38t	LaPorta (TE)	DET	40	489	12.2	40t	3
40t	Addison	MIN	39	576	14.8	81	3
40t	*Loveland (TE)	CHI	39	498	12.8	58t	4
40t	Shepard	TB	39	371	9.5	36	1
43t	Zaccheaus	CHI	37	280	7.6	16	2
43t	Barkley (RB)	PHI	37	273	7.4	47t	2
45	*Burden	CHI	36	479	13.3	65t	1
46	White (RB)	TB	34	178	5.2	18	0
47t	Bourne	SF	33	499	15.1	56	0
47t	Flournoy	DAL	33	389	11.8	46	3
47t	Jacobs (RB)	GB	33	270	8.2	31	1
47t	Kamara (RB)	NO	33	186	5.6	26	0
47t	J. Williams (RB)	DAL	33	128	3.9	14	2

# 2025 NATIONAL FOOTBALL LEAGUE

## NFC RECEIVING YARDAGE LEADERS

RANK	PLAYER	TEAM	YDS	REC	AVG	LONG	TD
1	Smith-Njigba	SEA	1541	96	16.1	63t	9
2	Nacua	LAR	1367	102	13.4	39t	6
3	Pickens	DAL	1212	81	15.0	45	8
4	St. Brown	DET	1140	94	12.1	52	11
5	McBride (TE)	ARI	1071	105	10.2	31	10
6	Lamb	DAL	976	63	15.5	74t	3
7	J. Williams	DET	936	52	18.0	64	7
8	Olave	NO	896	82	10.9	62t	6
9	D. Smith	PHI	889	66	13.5	79t	3
10	Robinson	NYG	882	78	11.3	50	4
11	*Egbuka	TB	870	58	15.0	77t	6
12	*McMillan	CAR	851	59	14.4	43t	6
13	A. Brown	PHI	840	64	13.1	45	7
14	Jefferson	MIN	832	66	12.6	50	2
15	McCaffrey (RB)	SF	820	86	9.5	39	5
16	D. London	ATL	810	60	13.5	43	6
17	Pitts (TE)	ATL	797	73	10.9	36	4
18	Adams	LAR	789	60	13.2	44t	14
19	Mi. Wilson	ARI	766	66	11.6	50	4
20	B. Robinson (RB)	ATL	684	64	10.7	69	2
21	Shaheed	NO-SEA	677	57	11.9	87t	2
22	Odunze	CHI	661	44	15.0	37	6
23	Johnson (TE)	NO	644	62	10.4	52	3
24	Samuel	WAS	604	65	9.3	38	5
25	Harrison	ARI	594	40	14.8	45	4
26	Doubs	GB	578	47	12.3	48	5
27	Addison	MIN	576	39	14.8	81	3
28	Ferguson (TE)	DAL	570	77	7.4	26t	7
29	Moore	CHI	567	43	13.2	42	5
30	Goedert (TE)	PHI	551	54	10.2	36	9
31	T. Johnson (TE)	NYG	528	45	11.7	42	5
32	Kupp	SEA	519	41	12.7	67	2
33	Ertz (TE)	WAS	504	50	10.1	30	4
34	Bourne	SF	499	33	15.1	56	0
35	*Loveland (TE)	CHI	498	39	12.8	58t	4
36	Jennings	SF	495	44	11.3	42t	7
37	Gibbs (RB)	DET	494	62	8.0	42	3
38t	Kraft (TE)	GB	489	32	15.3	59	6
38t	LaPorta (TE)	DET	489	40	12.2	40t	3
40	Kittle (TE)	SF	484	45	10.8	33	6
41	Watson	GB	481	28	17.2	52	5
42	*Burden	CHI	479	36	13.3	65t	1
43	Slayton	NYG	460	30	15.3	52	1
44	Pearsall	SF	443	31	14.3	45	0
45	Hockenson (TE)	MIN	436	50	8.7	29	3
46	Otton (TE)	TB	430	46	9.3	27	0
47	Barner (TE)	SEA	413	43	9.6	61	4
48	McLaurin	WAS	409	26	15.7	56	3
49	Nailor	MIN	395	26	15.2	62	4
50	Flournoy	DAL	389	33	11.8	46	3



# 2025 NATIONAL FOOTBALL LEAGUE

## NFC THIRD-DOWN RECEIVING LEADERS

RANK	PLAYER	TEAM	REC	YDS	AVG	LONG	TD
1	D. Smith	PHI	24	379	15.8	52	0
2t	Olave	NO	23	270	11.7	62t	4
2t	Pitts (TE)	ATL	23	229	10.0	26	1
4t	Robinson	NYG	22	268	12.2	50	1
4t	St. Brown	DET	22	196	8.9	25	6
6	McCaffrey (RB)	SF	21	235	11.2	29	2
7t	Pickens	DAL	20	322	16.1	45	1
7t	Smith-Njigba	SEA	20	317	15.9	63t	2
7t	A. Brown	PHI	20	295	14.8	45	2
7t	Nacua	LAR	20	264	13.2	31	0
11	McBride (TE)	ARI	19	217	11.4	26	3
12t	Lamb	DAL	18	268	14.9	48	1
12t	Mi. Wilson	ARI	18	197	10.9	34	1
12t	*McMillan	CAR	18	184	10.2	29	1
12t	Ferguson (TE)	DAL	18	137	7.6	19	0
16t	J. Williams	DET	17	315	18.5	44t	4
16t	T. Johnson (TE)	NYG	17	260	15.3	41t	2
16t	Jennings	SF	17	235	13.8	42t	4
16t	Johnson (TE)	NO	17	228	13.4	52	2
20	Odunze	CHI	16	265	16.6	37	3
21t	*Loveland (TE)	CHI	15	164	10.9	24	3
21t	Zaccheaus	CHI	15	123	8.2	14	0
23t	*Egbuka	TB	13	232	17.8	57	3
23t	Jefferson	MIN	13	186	14.3	38	1
23t	Adams	LAR	13	183	14.1	29	2
23t	Kittle (TE)	SF	13	108	8.3	17t	5
23t	Gibbs (RB)	DET	13	104	8.0	33	0
23t	Shepard	TB	13	98	7.5	16	0
29t	Watson	GB	12	233	19.4	52	3
29t	Pearsall	SF	12	164	13.7	31	0
29t	B. Robinson (RB)	ATL	12	107	8.9	25	0
29t	Barner (TE)	SEA	12	99	8.3	19	1
33t	Harrison	ARI	11	192	17.5	35	0
33t	Kupp	SEA	11	152	13.8	67	1
33t	Samuel	WAS	11	138	12.5	38	0
36t	Doubs	GB	10	136	13.6	28	1
36t	Moore	CHI	10	114	11.4	25t	2
36t	Shaheed	NO-SEA	10	107	10.7	33	0
39t	*Golden	GB	9	210	23.3	46	0
39t	Kraft (TE)	GB	9	174	19.3	59	2
39t	Tracy (RB)	NYG	9	101	11.2	20	0
39t	Wicks	GB	9	94	10.4	18	0
39t	LaPorta (TE)	DET	9	93	10.3	16	0
39t	Dortch	ARI	9	81	9.0	39t	1
39t	Otton (TE)	TB	9	81	9.0	19	0
39t	Ertz (TE)	WAS	9	65	7.2	10	1
47t	Swift (RB)	CHI	8	140	17.5	55t	1
47t	Legette	CAR	8	133	16.6	34	1
47t	Coker	CAR	8	105	13.1	22	0
47t	Flournoy	DAL	8	94	11.8	40	0
47t	McLaurin	WAS	8	93	11.6	25	1
47t	*Burden	CHI	8	86	10.8	19	0
47t	Goedert (TE)	PHI	8	69	8.6	13	0

# 2025 NATIONAL FOOTBALL LEAGUE

## NFC LEADING SCORERS (NON-KICKING)

RANK	PLAYER	TEAM	POS	TOUCHDOWNS					X2	PTS
				TOTAL	RUSH	REC	RET	KOREC		
1	Gibbs	DET	RB	16	13	3	0	0	0	96
2t	Adams	LAR	WR	14	0	14	0	0	0	84
2t	Jacobs	GB	RB	14	13	1	0	0	0	84
2t	McCaffrey	SF	RB	14	9	5	0	0	0	84
5	K. Williams	LAR	RB	13	10	3	0	0	0	78
6	J. Williams	DAL	RB	12	10	2	0	0	0	72
7	St. Brown	DET	WR	11	0	11	0	0	0	66
8	McBride	ARI	TE	10	0	10	0	0	0	60
9t	Goedert	PHI	TE	9	0	9	0	0	0	54
9t	Smith-Njigba	SEA	WR	9	0	9	0	0	0	54
11t	Montgomery	DET	RB	8	8	0	0	0	1	50
11t	Pickens	DAL	WR	8	0	8	0	0	1	50
11t	B. Robinson	ATL	RB	8	6	2	0	0	1	50
14t	Allgeier	ATL	RB	8	8	0	0	0	0	48
14t	Barkley	PHI	RB	8	6	2	0	0	0	48
14t	Charbonnet	SEA	RB	8	8	0	0	0	0	48
14t	Hurts	PHI	QB	8	8	0	0	0	0	48
14t	Swift	CHI	RB	8	7	1	0	0	0	48
19t	Ferguson	DAL	TE	7	0	7	0	0	1	44
19t	Jennings	SF	WR	7	0	7	0	0	1	44
19t	*Skattebo	NYG	RB	7	5	2	0	0	1	44
22t	A. Brown	PHI	WR	7	0	7	0	0	0	42
22t	*Dart	NYG	QB	7	7	0	0	0	0	42
22t	Dowdle	CAR	RB	7	6	1	0	0	0	42
22t	Nacua	LAR	WR	7	1	6	0	0	0	42
22t	Tucker	TB	RB	7	6	1	0	0	0	42
22t	J. Williams	DET	WR	7	0	7	0	0	0	42
28t	*Egbuka	TB	WR	6	0	6	0	0	1	38
28t	D. London	ATL	WR	6	0	6	0	0	1	38
30t	*Horton	SEA	WR	6	0	5	1	0	0	36
30t	Kittle	SF	TE	6	0	6	0	0	0	36
30t	Kraft	GB	TE	6	0	6	0	0	0	36
30t	Mason	MIN	RB	6	6	0	0	0	0	36
30t	*McMillan	CAR	WR	6	0	6	0	0	0	36
30t	Moore	CHI	WR	6	1	5	0	0	0	36
30t	Odunze	CHI	WR	6	0	6	0	0	0	36
30t	Olave	NO	WR	6	0	6	0	0	0	36
30t	Parkinson	LAR	TE	6	0	6	0	0	0	36
30t	Samuel	WAS	WR	6	1	5	0	0	0	36
40t	Doubs	GB	WR	5	0	5	0	0	1	32
40t	*Monangai	CHI	RB	5	5	0	0	0	1	32
42t	Barner	SEA	TE	5	1	4	0	0	0	30
42t	Corum	LAR	RB	5	5	0	0	0	0	30
42t	*Croskey-Merritt	WAS	RB	5	5	0	0	0	0	30
42t	*T. Johnson	TB	WR	5	0	5	0	0	0	30
42t	T. Johnson	NYG	TE	5	0	5	0	0	0	30

# 2025 NATIONAL FOOTBALL LEAGUE

## NFC LEADING SCORERS (NON-KICKING)

RANK	PLAYER	TEAM	POS	TOUCHDOWNS					X2	PTS
				TOTAL	RUSH	REC	RET	KOREC		
42t	Knight	ARI	RB	5	4	1	0	0	0	30
42t	Watson	GB	WR	5	0	5	0	0	0	30
49t	Ertz	WAS	TE	4	0	4	0	0	1	26
49t	Harrison	ARI	WR	4	0	4	0	0	1	26
49t	Nailor	MIN	WR	4	0	4	0	0	1	26

# 2025 NATIONAL FOOTBALL LEAGUE

## NFC LEADING SCORERS (KICKING)

RANK	PLAYER	TEAM	PAT	FG	FG%	LONG	PTS
1	Myers	SEA	42/42	37/42	88.1%	57	153
2	Aubrey	DAL	40/41	31/35	88.6%	64	133
3	Bates	DET	49/51	21/27	77.8%	59	112
4	McLaughlin	TB	27/28	26/30	86.7%	65	105
5	Reichard	MIN	27/27	24/26	92.3%	62	99
6	Pineiro	SF	22/26	25/25	100.0%	59	97
7	Santos	CHI	33/33	21/26	80.8%	54	96
8	Ryland	ARI	31/31	19/25	76.0%	57	88
9	Elliott	PHI	35/36	17/22	77.3%	58	86
10	McManus	GB	28/29	19/25	76.0%	56	85
11	*Fitzgerald	CAR	22/25	20/23	87.0%	57	82
12	Gay	WAS-SF	26/26	17/23	73.9%	56	77
13	Karty	LAR	23/26	10/15	66.7%	51	53
14	Moody	SF-CHI-WAS	9/10	14/17	82.4%	48	51
15	Romo	ATL	12/13	11/14	78.6%	54	45
16	Gonzalez	ATL	11/11	11/13	84.6%	56	44
17	Mevis	NYJ-LAR	28/28	5/5	100.0%	52	43
18	Gano	NYG	9/9	9/10	90.0%	55	36
19	Koo	ATL-NYG	13/14	6/9	66.7%	44	31
20	Havrisik	GB	7/9	4/4	100.0%	61	19
21	Smyth	NO	5/5	4/5	80.0%	56	17
22	McAtamney	NYG	9/12	2/2	100.0%	31	15
23	Gillan	NYG	0/1	0/0	---	---	0

# 2025 NATIONAL FOOTBALL LEAGUE

## NFC TOUCHBACKS ON KICKOFFS

RANK	PLAYER	TEAM	TB
1	Evans	LAR	33
2	Myers	SEA	16
3	Aubrey	DAL	15
4	Santos	CHI	14
5t	Gay	WAS-SF	13
5t	McManus	GB	13
5t	Ryland	ARI	13
8	Bates	DET	12
9t	Karty	LAR	11
9t	Reichard	MIN	11
11	Pinion	ATL	10
12t	Elliott	PHI	9
12t	Fitzgerald	CAR	9
12t	McLaughlin	TB	9
12t	Pineiro	SF	9
16	Moody	SF-CHI-WAS	7
17	Gonzalez	ATL	6
18	Havrisik	GB	5
19t	Gillan	NYG	4
19t	Smyth	NO	4
21	Koo	ATL-NYG	3
22t	McAtamney	NYG	2
22t	Mevis	NYJ-LAR	2
24	Morstead	SF	1

# 2025 NATIONAL FOOTBALL LEAGUE

## NFC MOST YARDS FROM SCRIMMAGE

RANK	PLAYER	TEAM	POS	TOTAL			RUSHING			RECEIVING		
				YDS	PLAYS	AVG	YDS	ATT	AVG	YDS	ATT	AVG
1	B. Robinson	ATL	RB	1858	298	6.2	1174	234	5.0	684	64	10.7
2	McCaffrey	SF	RB	1742	345	5.0	922	259	3.6	820	86	9.5
3	Gibbs	DET	RB	1594	262	6.1	1100	200	5.5	494	62	8.0
4	Smith-Njigba	SEA	WR	1577	103	15.3	36	7	5.1	1541	96	16.1
5	Nacua	LAR	WR	1448	110	13.2	81	8	10.1	1367	102	13.4
6	J. Williams	DAL	RB	1241	263	4.7	1113	230	4.8	128	33	3.9
7t	Dowdle	CAR	RB	1237	238	5.2	978	208	4.7	259	30	8.6
7t	K. Williams	LAR	RB	1237	238	5.2	1030	211	4.9	207	27	7.7
9	Barkley	PHI	RB	1213	277	4.4	940	240	3.9	273	37	7.4
10	Pickens	DAL	WR	1212	81	15.0	0	0	---	1212	81	15.0
11	Swift	CHI	RB	1189	220	5.4	935	191	4.9	254	29	8.8
12	Jacobs	GB	RB	1160	251	4.6	890	218	4.1	270	33	8.2
13	St. Brown	DET	WR	1149	97	11.8	9	3	3.0	1140	94	12.1
14	McBride	ARI	TE	1071	105	10.2	0	0	---	1071	105	10.2
15	Lamb	DAL	WR	978	64	15.3	2	1	2.0	976	63	15.5
16	Walker	SEA	RB	955	201	4.8	779	179	4.4	176	22	8.0
17	J. Williams	DET	WR	948	58	16.3	12	6	2.0	936	52	18.0
18	Olave	NO	WR	893	83	10.8	-3	1	-3.0	896	82	10.9
19	D. Smith	PHI	WR	889	66	13.5	0	0	---	889	66	13.5
20	Robinson	NYG	WR	884	80	11.1	2	2	1.0	882	78	11.3
21	*Egbuka	TB	WR	879	60	14.7	9	2	4.5	870	58	15.0
22	*McMillan	CAR	WR	851	59	14.4	0	0	---	851	59	14.4
23	A. Brown	PHI	WR	840	64	13.1	0	0	---	840	64	13.1
24	Jefferson	MIN	WR	836	67	12.5	4	1	4.0	832	66	12.6
25	D. London	ATL	WR	810	60	13.5	0	0	---	810	60	13.5
26	Montgomery	DET	RB	799	157	5.1	635	136	4.7	164	21	7.8
27	Pitts	ATL	TE	797	73	10.9	0	0	---	797	73	10.9
28	Adams	LAR	WR	789	60	13.2	0	0	---	789	60	13.2
29	*Monangai	CHI	RB	778	157	5.0	681	146	4.7	97	11	8.8
30	Mi. Wilson	ARI	WR	766	66	11.6	0	0	---	766	66	11.6
31	Tracy	NYG	RB	734	153	4.8	504	128	3.9	230	25	9.2
32	Shaheed	NO-SEA	WR	715	65	11.0	38	8	4.8	677	57	11.9
33	*Croskey-Merritt	WAS	RB	714	152	4.7	646	143	4.5	68	9	7.6
34	Mason	MIN	RB	704	156	4.5	659	143	4.6	45	13	3.5
35	White	TB	RB	672	152	4.4	494	118	4.2	178	34	5.2
36	Hubbard	CAR	RB	665	143	4.7	462	119	3.9	203	24	8.5
37	Irving	TB	RB	663	143	4.6	413	119	3.5	250	24	10.4
38	Odunze	CHI	WR	661	44	15.0	0	0	---	661	44	15.0
39	Kamara	NO	RB	657	164	4.0	471	131	3.6	186	33	5.6
40	Samuel	WAS	WR	653	78	8.4	49	13	3.8	604	65	9.3
41	Johnson	NO	TE	644	62	10.4	0	0	---	644	62	10.4
42t	Corum	LAR	RB	634	118	5.4	621	112	5.5	13	6	2.2
42t	Moore	CHI	WR	634	57	11.1	67	14	4.8	567	43	13.2
44	*Skattebo	NYG	RB	617	125	4.9	410	101	4.1	207	24	8.6
45	Charbonnet	SEA	RB	601	151	4.0	514	140	3.7	87	11	7.9
46	Harrison	ARI	WR	594	40	14.9	0	0	---	594	40	14.9
47	Addison	MIN	WR	592	40	14.8	16	1	16.0	576	39	14.8
48	A. Jones	MIN	RB	591	116	5.1	410	93	4.4	181	23	7.9
49	Doubs	GB	WR	578	47	12.3	0	0	---	578	47	12.3
50	Ferguson	DAL	TE	571	78	7.3	1	1	1.0	570	77	7.4



# 2025 NATIONAL FOOTBALL LEAGUE

## NFC LEADERS IN FIRST DOWNS

RANK	PLAYER	TEAM	POS	TOTAL	RUSH	REC
1	McCaffrey	SF	RB	99	56	43
2	B. Robinson	ATL	RB	81	53	28
3	K. Williams	LAR	RB	73	64	9
4	Gibbs	DET	RB	72	50	22
5t	Nacua	LAR	WR	69	3	66
5t	J. Williams	DAL	RB	69	62	7
7	Smith-Njigba	SEA	WR	68	2	66
8t	Pickens	DAL	WR	64	0	64
8t	Swift	CHI	RB	64	54	10
10	Jacobs	GB	RB	61	53	8
11	Dowdle	CAR	RB	60	47	13
12t	McBride	ARI	TE	57	0	57
12t	St. Brown	DET	WR	57	1	56
14	Adams	LAR	WR	51	0	51
15	Barkley	PHI	RB	48	37	11
16	*McMillan	CAR	WR	47	0	47
17	Walker	SEA	RB	45	37	8
18t	Montgomery	DET	RB	44	35	9
18t	White	TB	RB	44	36	8
20t	Olave	NO	WR	41	0	41
20t	J. Williams	DET	WR	41	0	41
20t	Mi. Wilson	ARI	WR	41	0	41
23	Mason	MIN	RB	40	39	1
24t	D. London	ATL	WR	39	0	39
24t	*Monangai	CHI	RB	39	34	5
24t	Pitts	ATL	TE	39	0	39
24t	Tracy	NYG	RB	39	29	10
28t	A. Brown	PHI	WR	38	0	38
28t	*Skattebo	NYG	RB	38	27	11
30t	Charbonnet	SEA	RB	37	33	4
30t	*Croskey-Merritt	WAS	RB	37	34	3
30t	Hubbard	CAR	RB	37	26	11
30t	Hurts	PHI	QB	37	37	0
30t	Jefferson	MIN	WR	37	0	37
30t	Lamb	DAL	WR	37	0	37
30t	Odunze	CHI	WR	37	0	37
30t	D. Smith	PHI	WR	37	0	37
38	Corum	LAR	RB	36	36	0
39	Robinson	NYG	WR	35	1	34
40t	Allgeier	ATL	RB	34	31	3
40t	Doubs	GB	WR	34	0	34
42	*Egbuka	TB	WR	33	0	33
43t	Goedert	PHI	TE	32	0	32
43t	Johnson	NO	TE	32	0	32
43t	Moore	CHI	WR	32	4	28
46t	Knight	ARI	RB	31	21	10
46t	Shaheed	NO-SEA	WR	31	2	29
48t	*Dart	NYG	QB	30	30	0
48t	Samuel	WAS	WR	30	3	27
50t	Barner	SEA	TE	29	8	21
50t	Harrison	ARI	WR	29	0	29
50t	A. Jones	MIN	RB	29	20	9

# 2025 NATIONAL FOOTBALL LEAGUE

## NFC PUNTING YARDS LEADERS

RANK	PLAYER	TEAM	POS	PUNTS	YARDS	LONG	AVG	TB	BLK	DWN	OB	RETURNS		IN20	NET AVG
												TOT	YDS		
1	Whelan	GB	P	41	2102	72	51.3	7	0	2	5	19	217	13	42.6
2	Mann	PHI	P	60	3001	70	50.0	7	0	5	9	29	299	16	42.7
3	Dickson	SEA	P	44	2184	60	49.6	3	0	7	4	18	264	16	42.3
4	Wright	MIN	P	53	2601	77	49.1	1	0	4	6	21	195	21	45.0
5	Anger	DAL	P	37	1789	62	48.4	0	0	1	1	23	219	13	42.4
6	Taylor	CHI	P	50	2392	69	47.8	6	0	7	9	21	263	18	40.2
7	Way	WAS	P	45	2142	64	47.6	3	0	7	0	22	83	23	44.4
8	Martin	CAR	P	47	2226	68	47.4	2	0	6	6	22	293	22	40.3
9	Evans	LAR	P	42	1953	68	46.5	4	0	4	9	18	251	18	38.6
10	Fox	DET	P	48	2200	66	45.8	1	0	4	1	20	149	25	42.3
11	*Kroeger	NO	P	48	2166	61	45.1	4	1	7	5	21	235	17	37.8
12	Dixon	TB	P	54	2425	62	44.9	4	2	8	4	19	169	23	38.9
13	Gillan	NYG	P	49	2182	69	44.5	4	0	3	5	21	264	15	37.5
14	Pinion	ATL	P	55	2414	61	43.9	3	0	5	8	24	180	29	39.5
15	Morstead	SF	P	38	1657	55	43.6	1	0	4	1	20	251	19	36.5

# 2025 NATIONAL FOOTBALL LEAGUE

## NFC NET PUNTING YARDS LEADERS

RANK	PLAYER	TEAM	POS	PUNTS	YARDS	LONG	AVG	TB	BLK	DWN	OB	RETURNS		IN20	NET AVG
												TOT	YDS		
1	Wright	MIN	P	53	2601	77	49.1	1	0	4	6	21	195	21	45.0
2	Way	WAS	P	45	2142	64	47.6	3	0	7	0	22	83	23	44.4
3	Mann	PHI	P	60	3001	70	50.0	7	0	5	9	29	299	16	42.7
4	Whelan	GB	P	41	2102	72	51.3	7	0	2	5	19	217	13	42.6
5	Anger	DAL	P	37	1789	62	48.4	0	0	1	1	23	219	13	42.4
6	Fox	DET	P	48	2200	66	45.8	1	0	4	1	20	149	25	42.3
7	Dickson	SEA	P	44	2184	60	49.6	3	0	7	4	18	264	16	42.3
8	Martin	CAR	P	47	2226	68	47.4	2	0	6	6	22	293	22	40.3
9	Taylor	CHI	P	50	2392	69	47.8	6	0	7	9	21	263	18	40.2
10	Pinion	ATL	P	55	2414	61	43.9	3	0	5	8	24	180	29	39.5
11	Dixon	TB	P	54	2425	62	44.9	4	2	8	4	19	169	23	38.9
12	Evans	LAR	P	42	1953	68	46.5	4	0	4	9	18	251	18	38.6
13	*Kroeger	NO	P	48	2166	61	45.1	4	1	7	5	21	235	17	37.8
14	Gillan	NYG	P	49	2182	69	44.5	4	0	3	5	21	264	15	37.5
15	Morstead	SF	P	38	1657	55	43.6	1	0	4	1	20	251	19	36.5

# 2025 NATIONAL FOOTBALL LEAGUE

## NFC PUNT RETURN LEADERS

RANK	PLAYER	TEAM	POS	RET	FC	YDS	AVG	LONG	TD
1	*Lane	WAS	WR	22	9	314	14.3	90t	2
2	Shaheed	NO-SEA	WR	19	21	238	12.5	40	0
3	Moore	SF	WR	22	5	272	12.4	66	0
4	K. Johnson	TB	WR	23	11	257	11.2	54	0
5	Duvernay	CHI	WR	20	13	216	10.8	22	0
6	*Price	MIN	WR	29	11	286	9.9	43	0
7	Olszewski	NYG	WR	19	12	166	8.7	21	0
8	X. Smith	LAR	WR	22	14	188	8.5	21	0
9	Raymond	DET	WR	21	12	161	7.7	65t	1

# 2025 NATIONAL FOOTBALL LEAGUE

## NFC KICKOFF RETURN LEADERS

RANK	PLAYER	TEAM	POS	RET	YDS	AVG	LONG	TD
1	McCaffrey	WAS	WR	26	769	29.6	58	0
2	Moore	SF	WR	25	703	28.1	98	0
3	Shipley	PHI	RB	22	607	27.6	41	0
4	Saylors	DET	RB	31	840	27.1	39	0
5	Olszewski	NYG	WR	23	611	26.6	37	0
6	Duvernay	CHI	WR	35	929	26.5	56	0
7	Turpin	DAL	WR	51	1336	26.2	45	0
8	Dortch	ARI	WR	31	811	26.2	39	0
9	*Price	MIN	WR	54	1405	26.0	61	0
10	*S. Williams	GB	WR	25	640	25.6	36	0
11	Agnew	ATL	WR	30	741	24.7	45	0
12	K. Johnson	TB	WR	21	509	24.2	33	0
13	Tucker	TB	RB	21	504	24.0	35	0
14	*Etienne	CAR	RB	27	642	23.8	45	0

# 2025 NATIONAL FOOTBALL LEAGUE

## NFC INTERCEPTION LEADERS

RANK	PLAYER	TEAM	POS	INT	YARDS	AVG	LONG	TD
1	Byard	CHI	FS	6	70	11.7	35	0
2t	Ja. Horn	CAR	CB	5	46	9.2	22	0
2t	E. Jones	SEA	LB	5	150	30.0	85t	1
2t	N. Wright	CHI	CB	5	118	23.6	74t	1
5t	Bryant	SEA	SAF	4	43	10.8	28	0
5t	Edmunds	CHI	MLB	4	10	2.5	10	0
5t	Sainristil	WAS	CB	4	78	19.5	55	0
8t	Dean	TB	CB	3	74	24.7	55t	1
8t	Durant	LAR	CB	3	60	20.0	50t	1
8t	Forbes	LAR	CB	3	43	14.3	31	0
8t	M. Jackson	CAR	CB	3	102	34.0	54	1
8t	Joseph	DET	SAF	3	1	0.3	1	0
8t	McKinstry	NO	CB	3	0	0.0	0	0
8t	*Watts	ATL	SAF	3	0	0.0	0	0
8t	E. Williams	GB	SAF	3	0	0.0	0	0
16t	Alford	ATL	CB	2	0	0.0	0	0
16t	Bates	ATL	FS	2	20	10.0	17	0
16t	Baun	PHI	LB	2	0	0.0	0	0
16t	Brown	SF	SAF	2	4	2.0	4	0
16t	*Burke	ARI	CB	2	4	2.0	4	0
16t	Curl	LAR	SAF	2	0	0.0	0	0
16t	Gardner-Johnson	HOU-BAL-CHI	SAF	2	60	30.0	32	0
16t	Hunt	PHI	LB	2	53	26.5	42t	1
16t	Kendrick	SEA-LAR	CB	2	0	0.0	0	0
16t	Kinchens	LAR	SAF	2	53	26.5	31	0
16t	Lenoir	SF	CB	2	90	45.0	64	0
16t	McKinney	GB	SAF	2	0	0.0	0	0
16t	Metellus	MIN	SAF	2	0	0.0	0	0
16t	*Mukuba	PHI	SAF	2	41	20.5	41	0
16t	Phillips	NYG	CB	2	56	28.0	56	0
16t	Reed	DET	CB	2	34	17.0	34	0
16t	Taylor	NO	CB	2	21	10.5	11	0
16t	Taylor-Demerson	ARI	SAF	2	18	9.0	18	0
16t	Wagner	WAS	MLB	2	7	3.5	6	0
16t	D. Wilson	DAL	SAF	2	21	10.5	21	0
16t	Winfield	TB	SAF	2	5	2.5	5	0
37t	Anzalone	DET	MLB	1	14	14.0	14	0
37t	Arnold	DET	CB	1	0	0.0	0	0
37t	Baker	ARI	SS	1	0	0.0	0	0
37t	Barnes	DET	LB	1	23	23.0	23	0
37t	Bell	DAL	SAF	1	24	24.0	24	0
37t	Bland	DAL	CB	1	68	68.0	68t	1
37t	Blankenship	PHI	SAF	1	0	0.0	0	0
37t	*Bowman	ATL	SAF	1	0	0.0	0	0
37t	*Bridges	DAL	CB	1	7	7.0	7	0
37t	Brisker	CHI	SAF	1	32	32.0	32	0
37t	Browning	ARI	LB	1	4	4.0	4	0
37t	*J. Campbell	PHI	LB	1	0	0.0	0	0
37t	David	TB	OLB	1	3	3.0	3	0
37t	Davis-Gaither	ARI	LB	1	0	0.0	0	0
37t	DeJean	PHI	CB	1	21	21.0	21	0
37t	Dennis	TB	LB	1	0	0.0	0	0
37t	Elliss	ATL	LB	1	16	16.0	16	0
37t	*Emmanwori	SEA	SAF	1	0	0.0	0	0
37t	Flott	NYG	CB	1	68	68.0	68	0



# 2025 NATIONAL FOOTBALL LEAGUE

## NFC INTERCEPTION LEADERS

RANK	PLAYER	TEAM	POS	INT	YARDS	AVG	LONG	TD
37t	Harper	DET	SAF	1	0	0.0	0	0
37t	Holland	NYG	SAF	1	3	3.0	3	0
37t	Hughes	ATL	CB	1	6	6.0	6	0
37t	Hutchinson	DET	DE	1	58	58.0	58	0
37t	Jackson	PHI	CB	1	1	1.0	1	0
37t	D. Jackson	CHI	LB	1	0	0.0	0	0
37t	Jobe	SEA	CB	1	0	0.0	0	0
37t	J. Johnson	CHI	CB	1	0	0.0	0	0
37t	Lake	LAR	SAF	1	0	0.0	0	0
37t	Landman	LAR	LB	1	0	0.0	0	0
37t	Lattimore	WAS	CB	1	0	0.0	0	0
37t	Lawrence	NYG	DT	1	37	37.0	37	0
37t	Malone	ATL	LB	1	6	6.0	6	0
37t	Maulet	DET	CB	1	0	0.0	0	0
37t	McCollum	TB	CB	1	19	19.0	19	0
37t	McCreary	TEN-LAR	CB	1	0	0.0	0	0
37t	McDuffie	GB	LB	1	0	0.0	0	0
37t	Moehrig	CAR	SAF	1	36	36.0	36	0
37t	Mustapha	SF	SAF	1	0	0.0	0	0
37t	Nelson	TB	LB	1	3	3.0	3t	1
37t	Nixon	GB	CB	1	0	0.0	0	0
37t	Okada	SEA	SAF	1	0	0.0	0	0
37t	*Parrish	TB	CB	1	3	3.0	3	0
37t	Reid	NO	SS	1	49	49.0	49t	1
37t	*Riley	NO	CB	1	0	0.0	0	0
37t	Robertson	DET	CB	1	2	2.0	2	0
37t	Rodgers	MIN	CB	1	87	87.0	87t	1
37t	*Sanker	NO	SAF	1	0	0.0	0	0
37t	Scott	CAR	SAF	1	0	0.0	0	0
37t	Smith	MIN	FS	1	11	11.0	11	0
37t	T. Smith	TB	SAF	1	0	0.0	0	0
37t	Smith-Wade	CAR	CB	1	11	11.0	11t	1
37t	Stevenson	CHI	CB	1	3	3.0	3	0
37t	Van Ginkel	MIN	OLB	1	40	40.0	40	0
37t	Vildor	TB	CB	1	13	13.0	13	0
37t	D. Williams	LAR	CB	1	18	18.0	18	0
37t	G. Williams	ARI	CB	1	0	0.0	0	0
37t	Q. Williams	NYJ-DAL	DT	1	0	0.0	0	0
37t	Ma. Wilson	ARI	LB	1	9	9.0	9	0
37t	Witherspoon	SEA	CB	1	3	3.0	3	0
37t	Wonnum	CAR	LB	1	0	0.0	0	0
37t	Woolen	SEA	CB	1	30	30.0	30	0

# 2025 NATIONAL FOOTBALL LEAGUE

## NFC SACK LEADERS

RANK	PLAYER	TEAM	POS	SACKS
1	Burns	NYG	LB	13.0
2	Parsons	GB	DE-LB	12.5
3t	Sweat	ARI	OLB	11.0
3t	Young	LAR	LB	11.0
5	Hutchinson	DET	DE	9.5
6	Muhammad	DET	DE	9.0
7	Sweat	CHI	DE	8.5
8	*Pearce	ATL	DE	8.0
9	Gary	GB	DE	7.5
10t	Dorlus	ATL	DE	7.0
10t	Miller	WAS	OLB	7.0
10t	Murphy	SEA	DT	7.0
10t	Williams	SEA	DE	7.0
14	Jordan	NO	DE	6.5
15t	Diaby	TB	LB	6.0
15t	Nwosu	SEA	LB	6.0
15t	Verse	LAR	LB	6.0
15t	C. Young	NO	DE	6.0
19t	Armstrong	WAS	DE	5.5
19t	Campbell	ARI	DE	5.5
19t	Houston	DAL	DE	5.5
19t	Turner	MIN	LB	5.5
19t	Turner	LAR	DE	5.5
19t	*Walker	ATL	DE	5.5
19t	Wilson	MIN	LB	5.5
26t	Campbell	DET	LB	5.0
26t	Dexter	CHI	DT	5.0
26t	Lawrence	SEA	LB	5.0
26t	Ojomo	PHI	DT	5.0
26t	Redmond	MIN	DL	5.0
31t	Davis	PHI	DT	4.5
31t	Granderson	NO	DE	4.5
31t	Z. Harrison	ATL	DE	4.5
31t	Hunt	PHI	LB	4.5
31t	J. Martin	WAS	DE	4.5
31t	Van Ginkel	MIN	OLB	4.5
31t	Vea	TB	DT	4.5
38t	Barnes	DET	LB	4.0
38t	D. Brown	CAR	DE	4.0
38t	Clowney	DAL	OLB-DE	4.0
38t	Dean	PHI	LB	4.0
38t	Ferrell	LAC-SF	DE	4.0
38t	Huff	SF	DE	4.0
38t	L. London	ATL	DT	4.0
38t	Phillips	MIA-PHI	LB	4.0
38t	Wyatt	GB	DT	4.0
47t	Baun	PHI	LB	3.5
47t	Elliss	ATL	LB	3.5
47t	Hargrave	MIN	NT	3.5
47t	*Scourton	CAR	LB	3.5
47t	D. Thomas	SEA	LB	3.5

# 2025 NATIONAL FOOTBALL LEAGUE

## NFC LEADERS IN FUMBLE RECOVERIES

RANK	PLAYER	TEAM	POS	TOTAL	OWN TEAM	OPP TEAM
1	Love	GB	QB	5	5	0
2t	McCarthy	MIN	QB	4	4	0
2t	Ca. Williams	CHI	QB	4	4	0
4t	Prescott	DAL	QB	3	3	0
4t	Stafford	LAR	QB	3	3	0
4t	Werner	NO	LB	3	0	3
4t	White	TB	RB	3	3	0
4t	N. Wright	CHI	CB	3	0	3
9t	Anderson	GB	SAF	2	1	1
9t	Barner	SEA	TE	2	2	0
9t	*Carter	NYG	LB	2	0	2
9t	*Collins	SF	DT	2	0	2
9t	Collins	ARI	LB	2	0	2
9t	*Conerly	WAS	OT	2	2	0
9t	Covey	PHI	WR	2	2	0
9t	Dexter	CHI	DT	2	0	2
9t	Hill	NO	TE	2	2	0
9t	Hurts	PHI	QB	2	1	1
9t	K. Johnson	TB	WR	2	2	0
9t	Kinchens	LAR	SAF	2	0	2
9t	Landman	LAR	LB	2	0	2
9t	Lawrence	SEA	LB	2	0	2
9t	Lock	SEA	QB	2	2	0
9t	Mayfield	TB	QB	2	2	0
9t	Neuzil	ATL	C	2	2	0
9t	Penix	ATL	QB	2	2	0
9t	Phillips	MIA-PHI	LB	2	0	2
9t	T. Smith	TB	SAF	2	0	2
9t	Wentz	MIN	QB	2	2	0
9t	Wilson	NYG	QB	2	2	0

# 2025 NATIONAL FOOTBALL LEAGUE

## NFC LEADERS IN RECOVERIES OF FUMBLES BY OWN TEAM

RANK	PLAYER	TEAM	POS	REC	YARDS	AVG	LONG	TD
1	Love	GB	QB	5	0	0.0	0	0
2t	McCarthy	MIN	QB	4	0	0.0	0	0
2t	Ca. Williams	CHI	QB	4	0	0.0	0	0
4t	Prescott	DAL	QB	3	0	0.0	0	0
4t	Stafford	LAR	QB	3	0	0.0	0	0
4t	White	TB	RB	3	0	0.0	0	0
7t	Barner	SEA	TE	2	0	0.0	0	0
7t	*Conerly	WAS	OT	2	0	0.0	0	0
7t	Covey	PHI	WR	2	0	0.0	0	0
7t	Hill	NO	TE	2	0	0.0	0	0
7t	K. Johnson	TB	WR	2	0	0.0	0	0
7t	Lock	SEA	QB	2	0	0.0	0	0
7t	Mayfield	TB	QB	2	0	0.0	0	0
7t	Neuzil	ATL	C	2	0	0.0	0	0
7t	Penix	ATL	QB	2	0	0.0	0	0
7t	Wentz	MIN	QB	2	0	0.0	0	0
7t	Wilson	NYG	QB	2	0	0.0	0	0
18t	Agnew	ATL	WR	1	0	0.0	0	0
18t	Anderson	GB	SAF	1	0	0.0	0	0
18t	Barkley	PHI	RB	1	0	0.0	0	0
18t	Barton	TB	C-OT	1	0	0.0	0	0
18t	Bates	WAS	TE	1	0	0.0	0	0
18t	Blackwell	CHI	CB	1	0	0.0	0	0
18t	Brandel	MIN	C	1	0	0.0	0	0
18t	Brissett	ARI	QB	1	0	0.0	0	0
18t	Calcaterra	PHI	TE	1	0	0.0	0	0
18t	Cousins	ATL	QB	1	0	0.0	0	0
18t	Cropper	DAL	WR	1	0	0.0	0	0
18t	Dalman	CHI	C	1	0	0.0	0	0
18t	Dalton	CAR	QB	1	0	0.0	0	0
18t	Daniels	WAS	QB	1	0	0.0	0	0
18t	Dortch	ARI	WR	1	0	0.0	0	0
18t	Dowdle	CAR	RB	1	-1	-1.0	-1	0
18t	*Etienne	CAR	RB	1	0	0.0	0	0
18t	Farrell	SF	TE	1	0	0.0	0	0
18t	Ferguson	DAL	TE	1	0	0.0	0	0
18t	Froholdt	ARI	C	1	0	0.0	0	0
18t	Gibbs	DET	RB	1	0	0.0	0	0
18t	Goff	DET	QB	1	0	0.0	0	0
18t	Hamilton	WAS	CB	1	3	3.0	3	0
18t	Hoffman	DAL	C	1	0	0.0	0	0
18t	Hubbard	CAR	RB	1	6	6.0	6	0
18t	Hurts	PHI	QB	1	-3	-3.0	-3	0
18t	D. Jackson	CHI	LB	1	0	0.0	0	0
18t	Jacobs	GB	RB	1	0	0.0	0	0
18t	A. Jones	MIN	RB	1	0	0.0	0	0
18t	Jones	SF	QB	1	0	0.0	0	0
18t	Kupp	SEA	WR	1	0	0.0	0	0
18t	*Lane	WAS	WR	1	0	0.0	0	0
18t	Legette	CAR	WR	1	0	0.0	0	0
18t	Mason	MIN	RB	1	0	0.0	0	0
18t	McCaffrey	SF	RB	1	0	0.0	0	0
18t	McCoy	NO	C	1	0	0.0	0	0
18t	McKivitz	SF	OT	1	0	0.0	0	0
18t	McNichols	WAS	RB	1	0	0.0	0	0

# 2025 NATIONAL FOOTBALL LEAGUE

## NFC LEADERS IN RECOVERIES OF FUMBLES BY OWN TEAM

RANK	PLAYER	TEAM	POS	REC	YARDS	AVG	LONG	TD
18t	*Monangai	CHI	RB	1	1	1.0	1	0
18t	Moore	SF	WR	1	0	0.0	0	0
18t	Odunze	CHI	WR	1	0	0.0	0	0
18t	Oliver	MIN	TE	1	0	0.0	0	0
18t	Pickens	DAL	WR	1	0	0.0	0	0
18t	Radunz	NO	OT	1	0	0.0	0	0
18t	B. Robinson	ATL	RB	1	0	0.0	0	0
18t	Ruiz	NO	OG	1	0	0.0	0	0
18t	Runyan	NYG	OG	1	0	0.0	0	0
18t	Russell	SEA	FB	1	3	3.0	3	0
18t	Samuel	WAS	WR	1	0	0.0	0	0
18t	Saubert	SEA	TE	1	0	0.0	0	0
18t	T. Smith	DAL	OT	1	0	0.0	0	0
18t	Thomas	NYG	OT	1	0	0.0	0	0
18t	Turpin	DAL	WR	1	0	0.0	0	0
18t	R. Walker	GB	OT	1	0	0.0	0	0
18t	Whittington	LAR	WR	1	0	0.0	0	0
18t	Wilkinson	ATL	OT	1	0	0.0	0	0
18t	J. Williams	DAL	RB	1	0	0.0	0	0
18t	*M. Williams	SF	DE	1	0	0.0	0	0
18t	Wirfs	TB	OT	1	0	0.0	0	0
18t	Young	CAR	QB	1	0	0.0	0	0
18t	*Yurosek	MIN	TE	1	0	0.0	0	0

# 2025 NATIONAL FOOTBALL LEAGUE

## NFC LEADERS IN RECOVERIES OF FUMBLES BY OPPOSING TEAM

RANK	PLAYER	TEAM	POS	REC	YARDS	AVG	LONG	TD
1t	Werner	NO	LB	3	0	0.0	0	0
1t	N. Wright	CHI	CB	3	-1	-0.3	0	0
3t	*Carter	NYG	LB	2	-3	-1.5	1	0
3t	*Collins	SF	DT	2	0	0.0	0	0
3t	Collins	ARI	LB	2	3	1.5	3t	1
3t	Dexter	CHI	DT	2	0	0.0	0	0
3t	Kinchens	LAR	SAF	2	13	6.5	13	0
3t	Landman	LAR	LB	2	0	0.0	0	0
3t	Lawrence	SEA	LB	2	56	28.0	34t	2
3t	Phillips	MIA-PHI	LB	2	4	2.0	4	0
3t	T. Smith	TB	SAF	2	0	0.0	0	0
12t	Alford	ATL	CB	1	2	2.0	2	0
12t	Allen	MIN	DE	1	0	0.0	0	0
12t	Anderson	GB	SAF	1	0	0.0	0	0
12t	Baker	ARI	SS	1	1	1.0	1	0
12t	Baun	PHI	LB	1	0	0.0	0	0
12t	Benson	ARI	RB	1	0	0.0	0	0
12t	Blankenship	PHI	SAF	1	0	0.0	0	0
12t	Bosa	SF	DE	1	0	0.0	0	0
12t	Branch	DET	SAF	1	0	0.0	0	0
12t	Browning	ARI	LB	1	0	0.0	0	0
12t	Bullard	GB	SAF	1	0	0.0	0	0
12t	Burns	NYG	LB	1	23	23.0	23	0
12t	Campbell	DET	LB	1	2	2.0	2	0
12t	Clowney	DAL	OLB-DE	1	0	0.0	0	0
12t	E. Cooper	GB	LB	1	0	0.0	0	0
12t	David	TB	OLB	1	0	0.0	0	0
12t	D. Davis	NO	OLB	1	0	0.0	0	0
12t	Davis	LAR	DE	1	0	0.0	0	0
12t	Davis-Gaither	ARI	LB	1	0	0.0	0	0
12t	Deablo	ATL	LB	1	0	0.0	0	0
12t	Fiske	LAR	DE	1	0	0.0	0	0
12t	Ford	ATL	CB	1	0	0.0	0	0
12t	Gary	GB	DE	1	0	0.0	0	0
12t	Gifford	SF	LB	1	0	0.0	0	0
12t	Gipson	SF-CAR	DE	1	0	0.0	0	0
12t	Gordon	CHI	CB	1	0	0.0	0	0
12t	Hargrave	MIN	NT	1	0	0.0	0	0
12t	Hellams	ATL	SAF	1	0	0.0	0	0
12t	Houston	DAL	DE	1	0	0.0	0	0
12t	Howden	NO	SAF	1	86	86.0	86t	1
12t	Hurts	PHI	QB	1	-1	-1.0	-1	0
12t	Hutchinson	DET	DE	1	0	0.0	0	0
12t	T. Jackson	MIN	SAF	1	9	9.0	9	0
12t	Jordan	NO	DE	1	0	0.0	0	0
12t	Lake	LAR	SAF	1	20	20.0	20	0
12t	Lattimore	WAS	CB	1	0	0.0	0	0
12t	Lewis	CAR	OG	1	0	0.0	0	0
12t	Luter	SF	CB	1	0	0.0	0	0
12t	R. Miller	TB-NYG	WR	1	0	0.0	0	0
12t	Mitchell	PHI	CB	1	6	6.0	6	0
12t	Murray	DAL	LB	1	0	0.0	0	0
12t	Nailor	MIN	WR	1	0	0.0	0	0
12t	Nixon	GB	CB	1	22	22.0	22	0
12t	*Nolen	ARI	DT	1	7	7.0	7t	1



# 2025 NATIONAL FOOTBALL LEAGUE

## NFC LEADERS IN RECOVERIES OF FUMBLES BY OPPOSING TEAM

RANK	PLAYER	TEAM	POS	REC	YARDS	AVG	LONG	TD
12t	Nowaske	DET	LB	1	0	0.0	0	0
12t	Okada	SEA	SAF	1	0	0.0	0	0
12t	Okudah	MIN	CB	1	0	0.0	0	0
12t	*O'Toole	SEA	LB	1	0	0.0	0	0
12t	*Parrish	TB	CB	1	0	0.0	0	0
12t	*Pearce	ATL	DE	1	27	27.0	27	0
12t	Phillips	NYG	CB	1	0	0.0	0	0
12t	Redmond	MIN	DL	1	0	0.0	0	0
12t	Reed	DET	CB	1	3	3.0	3	0
12t	Richardson	CAR	SAF	1	0	0.0	0	0
12t	Ringo	PHI	CB	1	0	0.0	0	0
12t	*E. Roberts	TB	DE	1	0	0.0	0	0
12t	Rodgers	MIN	CB	1	66	66.0	66t	1
12t	*Sanker	NO	SAF	1	27	27.0	27	0
12t	Scott	CAR	SAF	1	0	0.0	0	0
12t	Sieg	DAL	LS	1	0	0.0	0	0
12t	*Sigle	SF	SAF	1	0	0.0	0	0
12t	Smith	MIN	FS	1	-1	-1.0	-1	0
12t	Sweat	ARI	OLB	1	2	2.0	2	0
12t	Sweat	CHI	DE	1	0	0.0	0	0
12t	D. Thomas	SEA	LB	1	8	8.0	8	0
12t	*Umanmielen	CAR	LB	1	0	0.0	0	0
12t	Vea	TB	DT	1	0	0.0	0	0
12t	*Walker	ATL	DE	1	0	0.0	0	0
12t	Ward	MIN	SAF	1	0	0.0	0	0
12t	Warner	SF	MLB	1	0	0.0	0	0
12t	White	NE-SF	DE	1	0	0.0	0	0
12t	E. Williams	GB	SAF	1	0	0.0	0	0
12t	S. Williams	DAL	DE	1	0	0.0	0	0
12t	L. Wilson	CIN-DAL	LB	1	0	0.0	0	0
12t	Winfield	TB	SAF	1	0	0.0	0	0
12t	Witherspoon	SEA	CB	1	0	0.0	0	0
12t	Wonnum	CAR	LB	1	19	19.0	19	0
12t	Young	PHI	DT	1	0	0.0	0	0
12t	C. Young	NO	DE	1	-5	-5.0	-5	0

# 2025 NATIONAL FOOTBALL LEAGUE

## NFL LEADING PASSERS

RANK	PLAYER	TEAM	ATT	COMP	COMP%	YDS	YPA	TD	TD%	LONG	INT	INT%	RATING
1	Stafford	LAR	470	312	66.4%	3722	7.92	37	7.9%	88t	5	1.1%	112.2
2	Goff	DET	453	314	69.3%	3672	8.11	29	6.4%	64	5	1.1%	110.4
3	Maye	NE	409	290	70.9%	3567	8.72	23	5.6%	72t	7	1.7%	109.1
4	Allen	BUF	406	284	70.0%	3276	8.07	25	6.2%	54t	10	2.5%	104.3
5	Darnold	SEA	390	263	67.4%	3433	8.80	22	5.6%	67	11	2.8%	102.0
6	Love	GB	426	283	66.4%	3304	7.76	23	5.4%	59	6	1.4%	101.9
7	L. Jackson	BAL	274	174	63.5%	2210	8.07	18	6.6%	45	6	2.2%	101.4
8	D. Jones	IND	384	261	68.0%	3101	8.08	19	4.9%	75	8	2.1%	100.2
9	Hurts	PHI	397	259	65.2%	2929	7.38	22	5.5%	79t	6	1.5%	99.4
10	Prescott	DAL	522	357	68.4%	3931	7.53	26	5.0%	74t	10	1.9%	99.1
11	Rodgers	PIT	371	248	66.8%	2594	6.99	22	5.9%	80t	7	1.9%	98.8
12	Jones	SF	289	201	69.6%	2151	7.44	13	4.5%	56	6	2.1%	97.4
13	Brissett	ARI	386	256	66.3%	2708	7.02	18	4.7%	50	6	1.6%	95.6
14	Stroud	HOU	337	220	65.3%	2441	7.24	15	4.5%	57t	6	1.8%	94.1
15	*Dart	NYG	264	165	62.5%	1802	6.83	13	4.9%	44t	4	1.5%	92.7
16	Herbert	LAC	451	296	65.6%	3191	7.08	23	5.1%	60t	12	2.7%	92.2
17	Mayfield	TB	451	276	61.2%	2999	6.65	22	4.9%	77t	7	1.6%	90.6
18	Nix	DEN	504	320	63.5%	3256	6.46	23	4.6%	52t	9	1.8%	89.7
19	Mahomes	KC	502	315	62.7%	3587	7.15	22	4.4%	61	11	2.2%	89.6
20	Ca. Williams	CHI	459	266	58.0%	3150	6.86	21	4.6%	65t	6	1.3%	88.8
21	Penix	ATL	276	166	60.1%	1982	7.18	9	3.3%	69	3	1.1%	88.5
22	Tagovailoa	MIA	384	260	67.7%	2660	6.93	20	5.2%	47	15	3.9%	88.5
23	Young	CAR	387	245	63.3%	2500	6.46	19	4.9%	54	9	2.3%	88.4
24	Lawrence	JAX	457	273	59.7%	3210	7.02	23	5.0%	50	11	2.4%	87.9
25	Rattler	NO	257	174	67.7%	1586	6.17	8	3.1%	87t	5	1.9%	86.5
26	G. Smith	LV	397	266	67.0%	2648	6.67	16	4.0%	61t	14	3.5%	84.5
27	Flacco	CLE-CIN	410	247	60.2%	2451	5.98	15	3.7%	44t	10	2.4%	79.2
28	*C. Ward	TEN	469	278	59.3%	2638	5.62	11	2.3%	47	7	1.5%	76.5

# 2025 NATIONAL FOOTBALL LEAGUE

## NFL LEADING PASSERS, RANKS

PLAYER	TEAM	ATT	COMP	COMP%	YDS	YPA	TD	TD%	INT	INT%	RATING
Stafford	LAR	4	5	13	2	7	1	1	3t	1	1
Goff	DET	8	4	4	3	3	2	3	3t	3	2
Maye	NE	13	7	1	5	2	5t	7	13t	11	3
Allen	BUF	14	8	2	8	5	4	4	20t	24	4
Darnold	SEA	17	15	9	6	1	10t	6	23t	26	5
Love	GB	11	9	12	7	8	5t	9	6t	5	6
L. Jackson	BAL	26	25t	18	24	6	19t	2	6t	19	7
D. Jones	IND	20t	16	6	13	4	17t	14	17	18	8
Hurts	PHI	15t	18	17	15	11	10t	8	6t	7	9
Prescott	DAL	1	1	5	1	9	3	13	20t	15	10
Rodgers	PIT	22	20	11	20	18	10t	5	13t	14	11
Jones	SF	24	24	3	25	10	24t	21	6t	17	12
Brissett	ARI	19	19	14	16	17	19t	18	6t	10	13
Stroud	HOU	23	23	16	23	12	22t	22	6t	12	14
*Dart	NYG	27	28	22	27	21	24t	15	2	8	15
Herbert	LAC	9t	6	15	11	15	5t	11	26	25	16
Mayfield	TB	9t	11	23	14	23	10t	17	13t	9	17
Nix	DEN	2	2	19	9	24	5t	20	18t	13	18
Mahomes	KC	3	3	21	4	14	10t	23	23t	20	19
Ca. Williams	CHI	6	13t	28	12	20	15	19	6t	4	20
Penix	ATL	25	27	25	26	13	30	26	1	2	21
Tagovailoa	MIA	20t	17	7	17	19	16	10	28	28	22
Young	CAR	18	22	20	21	25	17t	16	18t	21	23
Lawrence	JAX	7	12	26	10	16	5t	12	23t	22	24
Rattler	NO	28	25t	8	29	26	31t	27	3t	16	25
G. Smith	LV	15t	13t	10	18	22	21	24	27	27	26
Flacco	CLE-CIN	12	21	24	22	27	22t	25	20t	23	27
*C. Ward	TEN	5	10	27	19	28	27t	28	13t	6	28

# 2025 NATIONAL FOOTBALL LEAGUE

## NFL FOURTH-QUARTER PASSING LEADERS

RANK	PLAYER	TEAM	ATT	COMP	COMP%	YDS	YPA	TD	TD%	INT	INT%	RATING
1	Stafford	LAR	87	60	69.0%	805	9.25	9	10.3%	0	0.0%	132.6
2	Daniels	WAS	38	27	71.1%	295	7.76	4	10.5%	0	0.0%	128.7
3	Browning	CIN	38	27	71.1%	288	7.58	4	10.5%	1	2.6%	117.0
4	Allen	BUF	117	84	71.8%	1091	9.32	8	6.8%	2	1.7%	116.4
5	Purdy	SF	41	30	73.2%	348	8.49	3	7.3%	1	2.4%	112.7
6	G. Smith	LV	107	81	75.7%	851	7.95	7	6.5%	2	1.9%	112.3
7	Rodgers	PIT	98	68	69.4%	638	6.51	8	8.2%	2	2.0%	105.7
8	Brissett	ARI	112	72	64.3%	759	6.78	7	6.3%	0	0.0%	104.7
9	Fields	NYJ	66	42	63.6%	454	6.88	4	6.1%	0	0.0%	104.0
10	Hurts	PHI	108	69	63.9%	892	8.26	7	6.5%	2	1.9%	103.6
11	Goff	DET	113	69	61.1%	752	6.65	7	6.2%	0	0.0%	101.3
12	L. Jackson	BAL	66	39	59.1%	530	8.03	4	6.1%	1	1.5%	98.7
13	Murray	ARI	35	23	65.7%	204	5.83	3	8.6%	1	2.9%	97.8
14	Mariota	WAS	63	35	55.6%	522	8.29	4	6.3%	1	1.6%	97.5
15	Wentz	MIN	56	35	62.5%	412	7.36	3	5.4%	1	1.8%	95.2
16	Ca. Williams	CHI	98	55	56.1%	770	7.86	6	6.1%	2	2.0%	93.5
17	Stroud	HOU	83	49	59.0%	549	6.61	6	7.2%	2	2.4%	92.9
18	Wilson	NYG	44	23	52.3%	319	7.25	2	4.5%	0	0.0%	91.0
19	Darnold	SEA	88	57	64.8%	707	8.03	4	4.5%	3	3.4%	90.5
20	McCarthy	MIN	60	34	56.7%	395	6.58	6	10.0%	3	5.0%	89.2
21	Love	GB	108	63	58.3%	714	6.61	6	5.6%	2	1.9%	89.0
22	Maye	NE	91	58	63.7%	678	7.45	2	2.2%	1	1.1%	89.0
23	D. Jones	IND	77	48	62.3%	514	6.68	4	5.2%	2	2.6%	88.3
24	Nix	DEN	140	85	60.7%	888	6.34	7	5.0%	3	2.1%	86.8
25	Prescott	DAL	150	98	65.3%	1082	7.21	6	4.0%	5	3.3%	86.0
26	Herbert	LAC	100	62	62.0%	651	6.51	4	4.0%	2	2.0%	85.9
27	Jones	SF	77	52	67.5%	579	7.52	4	5.2%	4	5.2%	85.4
28	Cousins	ATL	74	44	59.5%	458	6.19	3	4.1%	1	1.4%	85.3
29	*Shough	NO	105	68	64.8%	681	6.49	3	2.9%	2	1.9%	84.7
30	Tagovailoa	MIA	109	75	68.8%	787	7.22	7	6.4%	7	6.4%	84.2
31	Young	CAR	117	69	59.0%	660	5.64	7	6.0%	3	2.6%	84.0
32	Mahomes	KC	122	65	53.3%	903	7.40	8	6.6%	5	4.1%	82.1
33	Mayfield	TB	131	76	58.0%	745	5.69	5	3.8%	2	1.5%	80.5
34	D. Mills	HOU	50	27	54.0%	237	4.74	2	4.0%	0	0.0%	80.2
35	T. Taylor	NYJ	59	35	59.3%	360	6.10	3	5.1%	2	3.4%	79.8
36	*C. Ward	TEN	180	114	63.3%	993	5.52	6	3.3%	4	2.2%	79.7
37	*S. Sanders	CLE	57	32	56.1%	337	5.91	2	3.5%	1	1.8%	77.9
38	*Gabriel	CLE	63	35	55.6%	282	4.48	2	3.2%	0	0.0%	77.6
39	Penix	ATL	65	34	52.3%	417	6.42	1	1.5%	0	0.0%	77.5
40	Lawrence	JAX	104	56	53.8%	663	6.38	5	4.8%	3	2.9%	77.5
41	Burrow	CIN	37	26	70.3%	282	7.62	2	5.4%	3	8.1%	76.6
42	Flacco	CLE-CIN	153	88	57.5%	866	5.66	5	3.3%	3	2.0%	76.3
43	*Dart	NYG	67	37	55.2%	444	6.63	3	4.5%	3	4.5%	72.0
44	Rattler	NO	71	43	60.6%	357	5.03	2	2.8%	2	2.8%	71.2

# 2025 NATIONAL FOOTBALL LEAGUE

## NFL THIRD-DOWN PASSING LEADERS

RANK	PLAYER	TEAM	ATT	COMP	COMP%	YDS	YPA	TD	TD%	INT	INT%	RATING
1	Stroud	HOU	88	57	64.8%	579	6.58	7	8.0%	1	1.1%	105.3
2	Goff	DET	117	72	61.5%	806	6.89	10	8.5%	2	1.7%	103.4
3	Ca. Williams	CHI	119	73	61.3%	911	7.66	9	7.6%	2	1.7%	103.3
4	Jones	SF	70	42	60.0%	483	6.90	7	10.0%	2	2.9%	102.3
5	Brissett	ARI	79	52	65.8%	638	8.08	5	6.3%	2	2.5%	101.1
6	Allen	BUF	94	64	68.1%	851	9.05	5	5.3%	3	3.2%	101.0
7	Hurts	PHI	104	68	65.4%	942	9.06	3	2.9%	1	1.0%	99.9
8	Love	GB	115	68	59.1%	1066	9.27	7	6.1%	3	2.6%	99.4
9	Rodgers	PIT	100	62	62.0%	713	7.13	7	7.0%	2	2.0%	98.5
10	Maye	NE	109	70	64.2%	999	9.17	6	5.5%	4	3.7%	96.8
11	D. Jones	IND	84	55	65.5%	744	8.86	2	2.4%	1	1.2%	96.5
12	Prescott	DAL	134	86	64.2%	977	7.29	4	3.0%	1	0.7%	92.8
13	*Dart	NYG	71	42	59.2%	462	6.51	3	4.2%	1	1.4%	86.7
14	Nix	DEN	142	85	59.9%	991	6.98	6	4.2%	3	2.1%	86.3
15	Mayfield	TB	108	56	51.9%	610	5.65	6	5.6%	1	0.9%	83.5
16	Stafford	LAR	103	50	48.5%	609	5.91	6	5.8%	1	1.0%	82.5
17	Darnold	SEA	106	62	58.5%	773	7.29	5	4.7%	4	3.8%	81.2
18	Young	CAR	97	57	58.8%	528	5.44	3	3.1%	2	2.1%	75.5
19	L. Jackson	BAL	69	35	50.7%	473	6.86	3	4.3%	2	2.9%	75.3
20	Lawrence	JAX	111	63	56.8%	868	7.82	4	3.6%	5	4.5%	75.2
21	G. Smith	LV	100	63	63.0%	712	7.12	2	2.0%	4	4.0%	74.3
22	Herbert	LAC	123	70	56.9%	822	6.68	8	6.5%	8	6.5%	71.9
23	Penix	ATL	70	35	50.0%	388	5.54	1	1.4%	0	0.0%	71.6
24	Mahomes	KC	112	61	54.5%	757	6.76	4	3.6%	6	5.4%	65.2
25	*C. Ward	TEN	120	62	51.7%	707	5.89	2	1.7%	3	2.5%	64.8
26	Flacco	CLE-CIN	103	53	51.5%	625	6.07	1	1.0%	3	2.9%	61.3
27	Tagovailoa	MIA	88	50	56.8%	614	6.98	2	2.3%	6	6.8%	57.7

# 2025 NATIONAL FOOTBALL LEAGUE

## NFL LEADING RUSHERS

RANK	PLAYER	TEAM	ATT	YDS	AVG	LONG	TD
1	Taylor	IND	272	1443	5.3	83t	16
2	Cook	BUF	271	1415	5.2	64t	10
3	Achane	MIA	205	1186	5.8	59t	7
4	B. Robinson	ATL	234	1174	5.0	81t	6
5	Henry	BAL	233	1125	4.8	59	10
6	J. Williams	DAL	230	1113	4.8	66	10
7	Gibbs	DET	200	1100	5.5	78t	13
8	K. Williams	LAR	211	1030	4.9	34	10
9	Dowdle	CAR	208	978	4.7	53	6
10	Etienne	JAX	213	949	4.5	71	7
11	Barkley	PHI	240	940	3.9	65t	6
12	Swift	CHI	191	935	4.9	25	7
13	McCaffrey	SF	259	922	3.6	20	9
14	Hall	NYJ	213	900	4.2	35	3
15	Jacobs	GB	218	890	4.1	40t	13
16	Pollard	TEN	189	847	4.5	65t	5
17	*Judkins	CLE	222	805	3.6	46t	7
18	C. Brown	CIN	185	780	4.2	37	3
19	Walker	SEA	179	779	4.4	31	4
20	*Henderson	NE	143	773	5.4	69t	7
21	Dobbins	DEN	153	772	5.0	41	4
22	*Jeanty	LV	200	700	3.5	64t	4
23	J. Warren	PIT	171	685	4.0	37	4
24	*Monangai	CHI	146	681	4.7	39	5
25	Mason	MIN	143	659	4.6	24	6
26	*Croskey-Merritt	WAS	143	646	4.5	42	5
27	Montgomery	DET	136	635	4.7	72	8
28	Corum	LAR	112	621	5.5	48t	5
29	Vidal	LAC	147	620	4.2	59t	3
30	*Marks	HOU	167	584	3.5	23	2
31	Hunt	KC	148	557	3.8	33	8
32	Allen (QB)	BUF	98	535	5.5	40t	12
33	Charbonnet	SEA	140	514	3.7	30	8
34	Tracy	NYG	128	504	3.9	31t	2
35	White	TB	118	494	4.2	20	4
36	Chubb	HOU	115	472	4.1	27t	3
37	Kamara	NO	131	471	3.6	18t	1
38	Hubbard	CAR	119	462	3.9	14	1
39	Gainwell	PIT	93	451	4.8	55	4
40	*Hampton	LAC	94	431	4.6	54t	2
41	Mahomes (QB)	KC	64	422	6.6	22	5
42t	*Harvey	DEN	110	419	3.8	50	6
42t	Herbert (QB)	LAC	69	419	6.1	41	1
44	Irving	TB	119	413	3.5	32	1
45t	A. Jones	MIN	93	410	4.4	31	1
45t	*Skattebo	NYG	101	410	4.1	24	5
47	*Dart (QB)	NYG	70	400	5.7	29	7
48t	Allgeier	ATL	110	396	3.6	21t	8
48t	Pacheco	KC	101	396	3.9	16	1
50	Fields (QB)	NYJ	71	383	5.4	43t	4



# 2025 NATIONAL FOOTBALL LEAGUE

## NFL THIRD-AND-ONE RUSHING LEADERS

RANK	PLAYER	TEAM	ATT	FD	PCT
1t	D. Jones (QB)	IND	7	7	100.0%
1t	Hall	NYJ	6	6	100.0%
1t	Nix (QB)	DEN	6	6	100.0%
1t	Tucker	TB	6	6	100.0%
1t	*Croskey-Merritt	WAS	4	4	100.0%
1t	Montgomery	DET	4	4	100.0%
1t	Rattler (QB)	NO	4	4	100.0%
1t	Vidal	LAC	4	4	100.0%
9	J. Warren	PIT	11	10	90.9%
10	Swift	CHI	10	9	90.0%
11t	Fields (QB)	NYJ	9	8	88.9%
11t	Herbert (QB)	LAC	9	8	88.9%
11t	K. Williams	LAR	9	8	88.9%
14	White	TB	8	7	87.5%
15t	Allen (QB)	BUF	12	10	83.3%
15t	Barner (TE)	SEA	6	5	83.3%
15t	C. Brown	CIN	6	5	83.3%
15t	Lawrence (QB)	JAX	6	5	83.3%
15t	Perine	CIN	6	5	83.3%
20	Hunt	KC	21	17	81.0%
21t	Brissett (QB)	ARI	5	4	80.0%
21t	Charbonnet	SEA	5	4	80.0%
21t	Knight	ARI	5	4	80.0%
21t	J. Williams	DAL	5	4	80.0%
25	Taylor	IND	8	6	75.0%
26	McCaffrey	SF	11	8	72.7%
27t	*Gordon	MIA	7	5	71.4%
27t	Jones (QB)	SF	7	5	71.4%
29t	Mason	MIN	9	6	66.7%
29t	Andrews (TE)	BAL	6	4	66.7%
29t	*Hampton	LAC	6	4	66.7%
29t	Maye (QB)	NE	6	4	66.7%
33	Henry	BAL	11	7	63.6%
34t	Hill (TE)	NO	8	5	62.5%
34t	G. Smith (QB)	LV	8	5	62.5%
36	Jacobs	GB	15	9	60.0%
37t	Hurts (QB)	PHI	12	7	58.3%
37t	*Judkins	CLE	12	7	58.3%
39t	*Marks	HOU	9	5	55.6%
39t	Rodriguez	WAS	9	5	55.6%
41	Allgeier	ATL	10	5	50.0%
42	Stevenson	NE	9	4	44.4%

# 2025 NATIONAL FOOTBALL LEAGUE

## NFL LEADERS IN RECEPTIONS

RANK	PLAYER	TEAM	REC	YDS	AVG	LONG	TD
1	McBride (TE)	ARI	105	1071	10.2	31	10
2	Nacua	LAR	102	1367	13.4	39t	6
3	Chase	CIN	101	1147	11.4	64t	5
4	Smith-Njigba	SEA	96	1541	16.1	63t	9
5	St. Brown	DET	94	1140	12.1	52	11
6	McCaffrey (RB)	SF	86	820	9.5	39	5
7	Olave	NO	82	896	10.9	62t	6
8	Pickens	DAL	81	1212	15.0	45	8
9	Robinson	NYG	78	882	11.3	50	4
10	Ferguson (TE)	DAL	77	570	7.4	26t	7
11	Pitts (TE)	ATL	73	797	10.9	36	4
12	Pittman	IND	72	725	10.1	27t	7
13	Flowers	BAL	71	959	13.5	56	2
14	Schultz (TE)	HOU	70	650	9.3	47	2
15	Allen	LAC	68	680	10.0	31	4
16t	Kelce (TE)	KC	67	797	11.9	44	5
16t	Diggs	NE	67	731	10.9	33	3
18t	D. Smith	PHI	66	889	13.5	79t	3
18t	Jefferson	MIN	66	832	12.6	50	2
18t	Mi. Wilson	ARI	66	766	11.6	50	4
18t	*Fannin (TE)	CLE	66	667	10.1	35	4
22	Samuel	WAS	65	604	9.3	38	5
23t	Collins	HOU	64	1001	15.6	57t	6
23t	A. Brown	PHI	64	840	13.1	45	7
23t	B. Robinson (RB)	ATL	64	684	10.7	69	2
26t	Lamb	DAL	63	976	15.5	74t	3
26t	Sutton	DEN	63	886	14.1	52t	6
26t	*Warren (TE)	IND	63	718	11.4	41	4
29t	Shakir	BUF	62	650	10.5	54t	4
29t	Johnson (TE)	NO	62	644	10.4	52	3
29t	Gibbs (RB)	DET	62	494	8.0	42	3
32t	McConkey	LAC	61	715	11.7	58	5
32t	Achane (RB)	MIA	61	450	7.4	29t	4
34t	D. London	ATL	60	810	13.5	43	6
34t	Adams	LAR	60	789	13.2	44t	14
34t	Meyers	LV-JAX	60	707	11.8	50	3
37t	*McMillan	CAR	59	851	14.4	43t	6
37t	Waddle	MIA	59	838	14.2	46t	6
37t	Bowers (TE)	LV	59	647	11.0	38	6
40t	*Egbuka	TB	58	870	15.0	77t	6
40t	C. Brown (RB)	CIN	58	336	5.8	21	2
42t	Shaheed	NO-SEA	57	677	11.9	87t	2
42t	Franklin	DEN	57	626	11.0	42	6
42t	Gainwell (RB)	PIT	57	332	5.8	28	2
45	Metcalf	PIT	55	808	14.7	80t	6
46	Goedert (TE)	PHI	54	551	10.2	36	9
47	Rice	KC	53	571	10.8	47	5
48	J. Williams	DET	52	936	18.0	64	7
49t	Ertz (TE)	WAS	50	504	10.1	30	4
49t	Hockenson (TE)	MIN	50	436	8.7	29	3

# 2025 NATIONAL FOOTBALL LEAGUE

## NFL RECEIVING YARDAGE LEADERS

RANK	PLAYER	TEAM	YDS	REC	AVG	LONG	TD
1	Smith-Njigba	SEA	1541	96	16.1	63t	9
2	Nacua	LAR	1367	102	13.4	39t	6
3	Pickens	DAL	1212	81	15.0	45	8
4	Chase	CIN	1147	101	11.4	64t	5
5	St. Brown	DET	1140	94	12.1	52	11
6	McBride (TE)	ARI	1071	105	10.2	31	10
7	Collins	HOU	1001	64	15.6	57t	6
8	Lamb	DAL	976	63	15.5	74t	3
9	Flowers	BAL	959	71	13.5	56	2
10	J. Williams	DET	936	52	18.0	64	7
11	Olave	NO	896	82	10.9	62t	6
12	D. Smith	PHI	889	66	13.5	79t	3
13	Sutton	DEN	886	63	14.1	52t	6
14	Robinson	NYG	882	78	11.3	50	4
15	*Egbuka	TB	870	58	15.0	77t	6
16	*McMillan	CAR	851	59	14.4	43t	6
17	A. Brown	PHI	840	64	13.1	45	7
18	Waddle	MIA	838	59	14.2	46t	6
19	Jefferson	MIN	832	66	12.6	50	2
20	McCaffrey (RB)	SF	820	86	9.5	39	5
21	D. London	ATL	810	60	13.5	43	6
22	Metcalf	PIT	808	55	14.7	80t	6
23t	Kelce (TE)	KC	797	67	11.9	44	5
23t	Pitts (TE)	ATL	797	73	10.9	36	4
25	Adams	LAR	789	60	13.2	44t	14
26	Pierce	IND	785	39	20.1	50	2
27	Mi. Wilson	ARI	766	66	11.6	50	4
28	Diggs	NE	731	67	10.9	33	3
29	Pittman	IND	725	72	10.1	27t	7
30	*Warren (TE)	IND	718	63	11.4	41	4
31	McConkey	LAC	715	61	11.7	58	5
32	Meyers	LV-JAX	707	60	11.8	50	3
33	B. Robinson (RB)	ATL	684	64	10.7	69	2
34	Allen	LAC	680	68	10.0	31	4
35	Shaheed	NO-SEA	677	57	11.9	87t	2
36t	*Fannin (TE)	CLE	667	66	10.1	35	4
36t	Higgins	CIN	667	46	14.5	44t	9
38	Odunze	CHI	661	44	15.0	37	6
39t	Schultz (TE)	HOU	650	70	9.3	47	2
39t	Shakir	BUF	650	62	10.5	54t	4
41	Bowers (TE)	LV	647	59	11.0	38	6
42	Johnson (TE)	NO	644	62	10.4	52	3
43	Henry (TE)	NE	628	46	13.7	36	5
44	Franklin	DEN	626	57	11.0	42	6
45	Samuel	WAS	604	65	9.3	38	5
46	*Gadsden (TE)	LAC	602	43	14.0	53	2
47	B. Thomas	JAX	601	39	15.4	46	2
48	Harrison	ARI	594	40	14.8	45	4
49	Doubs	GB	578	47	12.3	48	5
50	Addison	MIN	576	39	14.8	81	3

# 2025 NATIONAL FOOTBALL LEAGUE

## NFL THIRD-DOWN RECEIVING LEADERS

RANK	PLAYER	TEAM	REC	YDS	AVG	LONG	TD
1	Allen	LAC	28	299	10.7	31	1
2t	D. Smith	PHI	24	379	15.8	52	0
2t	Sutton	DEN	24	367	15.3	34	2
4t	Olave	NO	23	270	11.7	62t	4
4t	Pitts (TE)	ATL	23	229	10.0	26	1
6t	Chase	CIN	22	272	12.4	64t	2
6t	Robinson	NYG	22	268	12.2	50	1
6t	St. Brown	DET	22	196	8.9	25	6
9t	McCaffrey (RB)	SF	21	235	11.2	29	2
9t	Schultz (TE)	HOU	21	209	10.0	20	2
11t	Pickens	DAL	20	322	16.1	45	1
11t	Smith-Njigba	SEA	20	317	15.9	63t	2
11t	A. Brown	PHI	20	295	14.8	45	2
11t	Nacua	LAR	20	264	13.2	31	0
11t	Meyers	LV-JAX	20	198	9.9	25	2
11t	Gainwell (RB)	PIT	20	115	5.8	20	0
17	McBride (TE)	ARI	19	217	11.4	26	3
18t	Lamb	DAL	18	268	14.9	48	1
18t	Mi. Wilson	ARI	18	197	10.9	34	1
18t	Downs	IND	18	193	10.7	34	2
18t	Diggs	NE	18	184	10.2	24	1
18t	*McMillan	CAR	18	184	10.2	29	1
18t	Ferguson (TE)	DAL	18	137	7.6	19	0
24t	J. Williams	DET	17	315	18.5	44t	4
24t	T. Johnson (TE)	NYG	17	260	15.3	41t	2
24t	Jennings	SF	17	235	13.8	42t	4
24t	Johnson (TE)	NO	17	228	13.4	52	2
24t	Shakir	BUF	17	153	9.0	44	0
24t	Pittman	IND	17	143	8.4	14	0
30t	Odunze	CHI	16	265	16.6	37	3
30t	*Fannin (TE)	CLE	16	175	10.9	24	0
30t	Collins	HOU	16	171	10.7	21	2
33t	Higgins	CIN	15	222	14.8	42t	2
33t	Flowers	BAL	15	213	14.2	39	0
33t	*Loveland (TE)	CHI	15	164	10.9	24	3
33t	Zaccheaus	CHI	15	123	8.2	14	0
37	Henry (TE)	NE	14	156	11.1	18	0
38t	*Egbuka	TB	13	232	17.8	57	3
38t	Jefferson	MIN	13	186	14.3	38	1
38t	Adams	LAR	13	183	14.1	29	2
38t	Jeudy	CLE	13	159	12.2	26	0
38t	Kittle (TE)	SF	13	108	8.3	17t	5
38t	Gibbs (RB)	DET	13	104	8.0	33	0
38t	Shepard	TB	13	98	7.5	16	0
45t	Watson	GB	12	233	19.4	52	3
45t	Waddle	MIA	12	168	14.0	45	0
45t	Pearsall	SF	12	164	13.7	31	0
45t	McConkey	LAC	12	157	13.1	58	2
45t	Mims	DEN	12	134	11.2	31	0
45t	Lockett	TEN-LV	12	123	10.3	33	0
45t	*Dike	TEN	12	120	10.0	25	1
45t	M. Washington	MIA	12	111	9.3	19	0
45t	B. Robinson (RB)	ATL	12	107	8.9	25	0
45t	Barner (TE)	SEA	12	99	8.3	19	1

# 2025 NATIONAL FOOTBALL LEAGUE

## NFL LEADING SCORERS (NON-KICKING)

RANK	PLAYER	TEAM	POS	TOUCHDOWNS					X2	PTS
				TOTAL	RUSH	REC	RET	KOREC		
1	Taylor	IND	RB	18	16	2	0	0	1	110
2	Gibbs	DET	RB	16	13	3	0	0	0	96
3t	Adams	LAR	WR	14	0	14	0	0	0	84
3t	Jacobs	GB	RB	14	13	1	0	0	0	84
3t	McCaffrey	SF	RB	14	9	5	0	0	0	84
6	K. Williams	LAR	RB	13	10	3	0	0	0	78
7t	Allen	BUF	QB	12	12	0	0	0	0	72
7t	Cook	BUF	RB	12	10	2	0	0	0	72
7t	Etienne	JAX	RB	12	7	5	0	0	0	72
7t	J. Williams	DAL	RB	12	10	2	0	0	0	72
11t	Achane	MIA	RB	11	7	4	0	0	0	66
11t	St. Brown	DET	WR	11	0	11	0	0	0	66
13t	*Harvey	DEN	RB	10	6	4	0	0	0	60
13t	Henry	BAL	RB	10	10	0	0	0	0	60
13t	McBride	ARI	TE	10	0	10	0	0	0	60
16	Higgins	CIN	WR	9	0	9	0	0	1	56
17t	Goedert	PHI	TE	9	0	9	0	0	0	54
17t	Hunt	KC	RB	9	8	1	0	0	0	54
17t	Smith-Njigba	SEA	WR	9	0	9	0	0	0	54
20t	Montgomery	DET	RB	8	8	0	0	0	1	50
20t	Pickens	DAL	WR	8	0	8	0	0	1	50
20t	B. Robinson	ATL	RB	8	6	2	0	0	1	50
23t	Allgeier	ATL	RB	8	8	0	0	0	0	48
23t	Barkley	PHI	RB	8	6	2	0	0	0	48
23t	Charbonnet	SEA	RB	8	8	0	0	0	0	48
23t	*Henderson	NE	RB	8	7	1	0	0	0	48
23t	Hurts	PHI	QB	8	8	0	0	0	0	48
23t	*Jeanty	LV	RB	8	4	4	0	0	0	48
23t	Swift	CHI	RB	8	7	1	0	0	0	48
30t	Collins	HOU	WR	7	1	6	0	0	1	44
30t	Ferguson	DAL	TE	7	0	7	0	0	1	44
30t	Jennings	SF	WR	7	0	7	0	0	1	44
30t	*Judkins	CLE	RB	7	7	0	0	0	1	44
30t	Pittman	IND	WR	7	0	7	0	0	1	44
30t	*Skattebo	NYG	RB	7	5	2	0	0	1	44
36t	A. Brown	PHI	WR	7	0	7	0	0	0	42
36t	*Dart	NYG	QB	7	7	0	0	0	0	42
36t	Dowdle	CAR	RB	7	6	1	0	0	0	42
36t	Franklin	DEN	WR	6	0	6	0	0	3	42
36t	Johnston	LAC	WR	7	0	7	0	0	0	42
36t	Metcalf	PIT	WR	7	1	6	0	0	0	42
36t	Nacua	LAR	WR	7	1	6	0	0	0	42
36t	Tucker	TB	RB	7	6	1	0	0	0	42
36t	J. Williams	DET	WR	7	0	7	0	0	0	42
45t	Bowers	LV	TE	6	0	6	0	0	1	38
45t	*Egbuka	TB	WR	6	0	6	0	0	1	38

# 2025 NATIONAL FOOTBALL LEAGUE

## NFL LEADING SCORERS (NON-KICKING)

RANK	PLAYER	TEAM	POS	TOUCHDOWNS					X2	PTS
				TOTAL	RUSH	REC	RET	KOREC		
45t	Lawrence	JAX	QB	6	6	0	0	0	1	38
45t	D. London	ATL	WR	6	0	6	0	0	1	38
45t	Rice	KC	WR	6	1	5	0	0	1	38
45t	Sutton	DEN	WR	6	0	6	0	0	1	38



# 2025 NATIONAL FOOTBALL LEAGUE

## NFL LEADING SCORERS (KICKING)

RANK	PLAYER	TEAM	PAT	FG	FG%	LONG	PTS
1	Myers	SEA	42/42	37/42	88.1%	57	153
2	Aubrey	DAL	40/41	31/35	88.6%	64	133
3	Dicker	LAC	29/29	34/36	94.4%	59	131
4	Fairbairn	HOU	22/22	33/37	89.2%	57	121
5t	Bates	DET	49/51	21/27	77.8%	59	112
5t	*Borregales	NE	40/42	24/27	88.9%	53	112
7	*Loop	BAL	33/35	26/28	92.9%	52	111
8	C. Little	JAX	39/40	23/27	85.2%	68	108
9	McLaughlin	TB	27/28	26/30	86.7%	65	105
10	Butker	KC	30/34	24/28	85.7%	59	102
11t	Boswell	PIT	37/37	21/24	87.5%	60	100
11t	McPherson	CIN	31/31	23/26	88.5%	63	100
11t	Patterson	MIA	28/29	24/26	92.3%	54	100
14	Reichard	MIN	27/27	24/26	92.3%	62	99
15t	Pineiro	SF	22/26	25/25	100.0%	59	97
15t	Prater	BUF	43/46	18/20	90.0%	52	97
17t	Folk	NYJ	21/21	25/26	96.2%	58	96
17t	Santos	CHI	33/33	21/26	80.8%	54	96
19	Lutz	DEN	34/34	20/23	87.0%	57	94
20	Slye	TEN	20/21	23/29	79.3%	57	89
21	Ryland	ARI	31/31	19/25	76.0%	57	88
22t	Elliott	PHI	35/36	17/22	77.3%	58	86
22t	Grupe	NO-IND	17/17	23/31	74.2%	60	86
24	McManus	GB	28/29	19/25	76.0%	56	85
25	*Fitzgerald	CAR	22/25	20/23	87.0%	57	82
26	Gay	WAS-SF	26/26	17/23	73.9%	56	77
27	Szmyt	CLE	20/21	18/21	85.7%	55	74
28	Carlson	LV	17/18	17/22	77.3%	54	68
29t	Karty	LAR	23/26	10/15	66.7%	51	53
29t	Shrader	IND	14/14	13/14	92.9%	52	53
31	Moody	SF-CHI-WAS	9/10	14/17	82.4%	48	51
32	Badgley	IND	18/21	10/11	90.9%	53	48
33	Romo	ATL	12/13	11/14	78.6%	54	45
34	Gonzalez	ATL	11/11	11/13	84.6%	56	44
35	Mevis	NYJ-LAR	28/28	5/5	100.0%	52	43
36	Gano	NYG	9/9	9/10	90.0%	55	36
37	Koo	ATL-NYG	13/14	6/9	66.7%	44	31
38t	Havrisik	GB	7/9	4/4	100.0%	61	19
38t	Wright	TEN-WAS-HOU	4/4	5/5	100.0%	46	19
40	Smyth	NO	5/5	4/5	80.0%	56	17
41	McAtamney	NYG	9/12	2/2	100.0%	31	15
42	Gillan	NYG	0/1	0/0	---	---	0

# 2025 NATIONAL FOOTBALL LEAGUE

## NFL TOUCHBACKS ON KICKOFFS

RANK	PLAYER	TEAM	TB
1	Evans	LAR	33
2	C. Little	JAX	26
3t	Lutz	DEN	16
3t	Myers	SEA	16
5	Aubrey	DAL	15
6t	Borregales	NE	14
6t	Fairbairn	HOU	14
6t	Santos	CHI	14
6t	Slye	TEN	14
10t	Dicker	LAC	13
10t	Gay	WAS-SF	13
10t	McManus	GB	13
10t	Ryland	ARI	13
14	Bates	DET	12
15t	Butker	KC	11
15t	Karty	LAR	11
15t	Patterson	MIA	11
15t	Reichard	MIN	11
19t	Pinion	ATL	10
19t	Prater	BUF	10
19t	Szmyt	CLE	10
22t	Elliott	PHI	9
22t	Fitzgerald	CAR	9
22t	Grupe	NO-IND	9
22t	McLaughlin	TB	9
22t	McPherson	CIN	9
22t	Pineiro	SF	9
28t	Loop	BAL	7
28t	Moody	SF-CHI-WAS	7
30t	Folk	NYJ	6
30t	Gonzalez	ATL	6
32t	Carlson	LV	5
32t	Havrisik	GB	5
34t	Boswell	PIT	4
34t	Gillan	NYG	4
34t	Smyth	NO	4
37t	Koo	ATL-NYG	3
37t	McNamara	NYJ	3
39t	McAtamney	NYG	2
39t	Mevis	NYJ-LAR	2
39t	Sanchez	IND	2
39t	Shrader	IND	2
39t	Wright	TEN-WAS-HOU	2
44t	Badgley	IND	1
44t	Morstead	SF	1

# 2025 NATIONAL FOOTBALL LEAGUE

## NFL MOST YARDS FROM SCRIMMAGE

RANK	PLAYER	TEAM	POS	TOTAL			RUSHING			RECEIVING		
				YDS	PLAYS	AVG	YDS	ATT	AVG	YDS	ATT	AVG
1	B. Robinson	ATL	RB	1858	298	6.2	1174	234	5.0	684	64	10.7
2	Taylor	IND	RB	1761	310	5.7	1443	272	5.3	318	38	8.4
3	McCaffrey	SF	RB	1742	345	5.0	922	259	3.6	820	86	9.5
4	Cook	BUF	RB	1686	302	5.6	1415	271	5.2	271	31	8.7
5	Achane	MIA	RB	1636	266	6.2	1186	205	5.8	450	61	7.4
6	Gibbs	DET	RB	1594	262	6.1	1100	200	5.5	494	62	8.0
7	Smith-Njigba	SEA	WR	1577	103	15.3	36	7	5.1	1541	96	16.1
8	Nacua	LAR	WR	1448	110	13.2	81	8	10.1	1367	102	13.4
9	Henry	BAL	RB	1275	248	5.1	1125	233	4.8	150	15	10.0
10	J. Williams	DAL	RB	1241	263	4.7	1113	230	4.8	128	33	3.9
11t	Dowdle	CAR	RB	1237	238	5.2	978	208	4.7	259	30	8.6
11t	K. Williams	LAR	RB	1237	238	5.2	1030	211	4.9	207	27	7.7
13	Hall	NYJ	RB	1223	245	5.0	900	213	4.2	323	32	10.1
14	Barkley	PHI	RB	1213	277	4.4	940	240	3.9	273	37	7.4
15	Pickens	DAL	WR	1212	81	15.0	0	0	---	1212	81	15.0
16	Etienne	JAX	RB	1203	242	5.0	949	213	4.5	254	29	8.8
17	Swift	CHI	RB	1189	220	5.4	935	191	4.9	254	29	8.8
18	Chase	CIN	WR	1161	104	11.2	14	3	4.7	1147	101	11.4
19	Jacobs	GB	RB	1160	251	4.6	890	218	4.1	270	33	8.2
20	St. Brown	DET	WR	1149	97	11.8	9	3	3.0	1140	94	12.1
21	C. Brown	CIN	RB	1116	243	4.6	780	185	4.2	336	58	5.8
22	McBride	ARI	TE	1071	105	10.2	0	0	---	1071	105	10.2
23	Pollard	TEN	RB	1026	217	4.7	847	189	4.5	179	28	6.4
24	Collins	HOU	WR	1016	66	15.4	15	2	7.5	1001	64	15.6
25	Flowers	BAL	WR	1003	80	12.5	44	9	4.9	959	71	13.5
26	*Henderson	NE	RB	985	177	5.6	773	143	5.4	212	34	6.2
27	Lamb	DAL	WR	978	64	15.3	2	1	2.0	976	63	15.5
28	J. Warren	PIT	RB	977	204	4.8	685	171	4.0	292	33	8.8
29	*Jeanty	LV	RB	966	249	3.9	700	200	3.5	266	49	5.4
30	Walker	SEA	RB	955	201	4.8	779	179	4.4	176	22	8.0
31	J. Williams	DET	WR	948	58	16.3	12	6	2.0	936	52	18.0
32	*Judkins	CLE	RB	947	243	3.9	805	222	3.6	142	21	6.8
33	Olave	NO	WR	893	83	10.8	-3	1	-3.0	896	82	10.9
34	D. Smith	PHI	WR	889	66	13.5	0	0	---	889	66	13.5
35	Sutton	DEN	WR	886	63	14.1	0	0	---	886	63	14.1
36	Robinson	NYG	WR	884	80	11.1	2	2	1.0	882	78	11.3
37	*Egbuka	TB	WR	879	60	14.7	9	2	4.5	870	58	15.0
38	Waddle	MIA	WR	859	60	14.3	21	1	21.0	838	59	14.2
39	*McMillan	CAR	WR	851	59	14.4	0	0	---	851	59	14.4
40	A. Brown	PHI	WR	840	64	13.1	0	0	---	840	64	13.1
41	Jefferson	MIN	WR	836	67	12.5	4	1	4.0	832	66	12.6
42	Metcalf	PIT	WR	820	57	14.4	12	2	6.0	808	55	14.7
43	D. London	ATL	WR	810	60	13.5	0	0	---	810	60	13.5
44	Dobbins	DEN	RB	809	164	4.9	772	153	5.0	37	11	3.4
45	Montgomery	DET	RB	799	157	5.1	635	136	4.7	164	21	7.8
46	Kelce	KC	TE	798	68	11.7	1	1	1.0	797	67	11.9
47	Pitts	ATL	TE	797	73	10.9	0	0	---	797	73	10.9
48	Adams	LAR	WR	789	60	13.2	0	0	---	789	60	13.2
49	*Marks	HOU	RB	788	188	4.2	584	167	3.5	204	21	9.7
50	Pierce	IND	WR	785	39	20.1	0	0	---	785	39	20.1

# 2025 NATIONAL FOOTBALL LEAGUE

## NFL LEADERS IN FIRST DOWNS

RANK	PLAYER	TEAM	POS	TOTAL	RUSH	REC
1	McCaffrey	SF	RB	99	56	43
2	Taylor	IND	RB	86	73	13
3	B. Robinson	ATL	RB	81	53	28
4	K. Williams	LAR	RB	73	64	9
5t	Achane	MIA	RB	72	50	22
5t	Gibbs	DET	RB	72	50	22
7t	Cook	BUF	RB	69	59	10
7t	Nacua	LAR	WR	69	3	66
7t	J. Williams	DAL	RB	69	62	7
10	Smith-Njigba	SEA	WR	68	2	66
11t	Pickens	DAL	WR	64	0	64
11t	Swift	CHI	RB	64	54	10
13	Jacobs	GB	RB	61	53	8
14	Dowdle	CAR	RB	60	47	13
15t	Hall	NYJ	RB	59	48	11
15t	Henry	BAL	RB	59	55	4
17t	Hunt	KC	RB	57	49	8
17t	McBride	ARI	TE	57	0	57
17t	St. Brown	DET	WR	57	1	56
20t	C. Brown	CIN	RB	56	43	13
20t	Chase	CIN	WR	56	0	56
22t	*Judkins	CLE	RB	53	48	5
22t	J. Warren	PIT	RB	53	41	12
24	Etienne	JAX	RB	52	41	11
25	Adams	LAR	WR	51	0	51
26	Barkley	PHI	RB	48	37	11
27t	*McMillan	CAR	WR	47	0	47
27t	Pollard	TEN	RB	47	38	9
29t	*Jeanty	LV	RB	45	34	11
29t	Waddle	MIA	WR	45	1	44
29t	Walker	SEA	RB	45	37	8
32t	Gainwell	PIT	RB	44	29	15
32t	*Henderson	NE	RB	44	37	7
32t	Montgomery	DET	RB	44	35	9
32t	Pittman	IND	WR	44	0	44
32t	Sutton	DEN	WR	44	0	44
32t	White	TB	RB	44	36	8
38	Collins	HOU	WR	43	1	42
39t	Allen	LAC	WR	42	0	42
39t	Kelce	KC	TE	42	0	42
41t	Allen	BUF	QB	41	41	0
41t	Olave	NO	WR	41	0	41
41t	J. Williams	DET	WR	41	0	41
41t	Mi. Wilson	ARI	WR	41	0	41
45t	Flowers	BAL	WR	40	2	38
45t	Mason	MIN	RB	40	39	1
47t	D. London	ATL	WR	39	0	39
47t	*Monangai	CHI	RB	39	34	5
47t	Pitts	ATL	TE	39	0	39
47t	Tracy	NYG	RB	39	29	10

# 2025 NATIONAL FOOTBALL LEAGUE

## NFL PUNTING YARDS LEADERS

RANK	PLAYER	TEAM	POS	PUNTS	YARDS	LONG	AVG	TB	BLK	DWN	OB	RETURNS		IN20	NET AVG
												TOT	YDS		
1	Rehkow	CIN	P	54	2770	70	51.3	11	0	7	4	25	266	19	42.3
2	Whelan	GB	P	41	2102	72	51.3	7	0	2	5	19	217	13	42.6
3	Stout	BAL	P	46	2340	74	50.9	6	0	7	7	21	148	19	45.0
4	Mann	PHI	P	60	3001	70	50.0	7	0	5	9	29	299	16	42.7
5	Dickson	SEA	P	44	2184	60	49.6	3	0	7	4	18	264	16	42.3
6	Wright	MIN	P	53	2601	77	49.1	1	0	4	6	21	195	21	45.0
7	Sanchez	IND	P	36	1763	59	49.0	3	0	2	4	14	96	19	44.6
8	Scott	LAC	P	45	2188	60	48.6	3	0	6	3	18	265	17	41.4
9	Bailey	MIA	P	48	2323	64	48.4	2	0	6	3	22	206	18	43.3
10	Anger	DAL	P	37	1789	62	48.4	0	0	1	1	23	219	13	42.4
11	Taylor	CHI	P	50	2392	69	47.8	6	0	7	9	21	263	18	40.2
12	*Crawshaw	DEN	P	64	3051	76	47.7	7	0	2	10	25	240	27	41.7
13	Way	WAS	P	45	2142	64	47.6	3	0	7	0	22	83	23	44.4
14	Cole	LV	P	55	2608	64	47.4	4	2	3	13	25	350	18	38.2
15	Martin	CAR	P	47	2226	68	47.4	2	0	6	6	22	293	22	40.3
16	Townsend	HOU	P	59	2793	73	47.3	5	0	9	8	26	277	23	40.9
17	Baringer	NE	P	45	2119	73	47.1	4	0	3	5	20	252	18	39.7
18	McNamara	NYJ	P	59	2777	72	47.1	6	0	15	1	18	121	25	43.0
19	Cooke	JAX	P	49	2301	63	47.0	4	0	4	9	23	155	16	42.2
20	Araiza	KC	P	42	1966	69	46.8	1	0	8	5	15	235	20	40.7
21	Hekker	TEN	P	67	3116	65	46.5	6	0	6	5	32	307	18	40.1
22	Evans	LAR	P	42	1953	68	46.5	4	0	4	9	18	251	18	38.6
23	Waitman	PIT	P	51	2351	67	46.1	3	0	7	3	22	159	19	41.8
24	Fox	DET	P	48	2200	66	45.8	1	0	4	1	20	149	25	42.3
25	*Kroeger	NO	P	48	2166	61	45.1	4	1	7	5	21	235	17	37.8
26	Bojorquez	CLE	P	80	3609	67	45.1	11	2	8	12	34	468	21	35.6
27	Dixon	TB	P	54	2425	62	44.9	4	2	8	4	19	169	23	38.9
28	Gillan	NYG	P	49	2182	69	44.5	4	0	3	5	21	264	15	37.5
29	Pinion	ATL	P	55	2414	61	43.9	3	0	5	8	24	180	29	39.5
30	Morstead	SF	P	38	1657	55	43.6	1	0	4	1	20	251	19	36.5

# 2025 NATIONAL FOOTBALL LEAGUE

## NFL NET PUNTING YARDS LEADERS

RANK	PLAYER	TEAM	POS	PUNTS	YARDS	LONG	AVG	TB	BLK	DWN	OB	RETURNS		IN20	NET AVG
												TOT	YDS		
1	Stout	BAL	P	46	2340	74	50.9	6	0	7	7	21	148	19	45.0
2	Wright	MIN	P	53	2601	77	49.1	1	0	4	6	21	195	21	45.0
3	Sanchez	IND	P	36	1763	59	49.0	3	0	2	4	14	96	19	44.6
4	Way	WAS	P	45	2142	64	47.6	3	0	7	0	22	83	23	44.4
5	Bailey	MIA	P	48	2323	64	48.4	2	0	6	3	22	206	18	43.3
6	McNamara	NYJ	P	59	2777	72	47.1	6	0	15	1	18	121	25	43.0
7	Mann	PHI	P	60	3001	70	50.0	7	0	5	9	29	299	16	42.7
8	Whelan	GB	P	41	2102	72	51.3	7	0	2	5	19	217	13	42.6
9	Anger	DAL	P	37	1789	62	48.4	0	0	1	1	23	219	13	42.4
10	Fox	DET	P	48	2200	66	45.8	1	0	4	1	20	149	25	42.3
11	Rehkow	CIN	P	54	2770	70	51.3	11	0	7	4	25	266	19	42.3
12	Dickson	SEA	P	44	2184	60	49.6	3	0	7	4	18	264	16	42.3
13	Cooke	JAX	P	49	2301	63	47.0	4	0	4	9	23	155	16	42.2
14	Waitman	PIT	P	51	2351	67	46.1	3	0	7	3	22	159	19	41.8
15	*Crawshaw	DEN	P	64	3051	76	47.7	7	0	2	10	25	240	27	41.7
16	Scott	LAC	P	45	2188	60	48.6	3	0	6	3	18	265	17	41.4
17	Townsend	HOU	P	59	2793	73	47.3	5	0	9	8	26	277	23	40.9
18	Araiza	KC	P	42	1966	69	46.8	1	0	8	5	15	235	20	40.7
19	Martin	CAR	P	47	2226	68	47.4	2	0	6	6	22	293	22	40.3
20	Taylor	CHI	P	50	2392	69	47.8	6	0	7	9	21	263	18	40.2
21	Hekker	TEN	P	67	3116	65	46.5	6	0	6	5	32	307	18	40.1
22	Baringer	NE	P	45	2119	73	47.1	4	0	3	5	20	252	18	39.7
23	Pinion	ATL	P	55	2414	61	43.9	3	0	5	8	24	180	29	39.5
24	Dixon	TB	P	54	2425	62	44.9	4	2	8	4	19	169	23	38.9
25	Evans	LAR	P	42	1953	68	46.5	4	0	4	9	18	251	18	38.6
26	Cole	LV	P	55	2608	64	47.4	4	2	3	13	25	350	18	38.2
27	*Kroeger	NO	P	48	2166	61	45.1	4	1	7	5	21	235	17	37.8
28	Gillan	NYG	P	49	2182	69	44.5	4	0	3	5	21	264	15	37.5
29	Morstead	SF	P	38	1657	55	43.6	1	0	4	1	20	251	19	36.5
30	Bojorquez	CLE	P	80	3609	67	45.1	11	2	8	12	34	468	21	35.6



# 2025 NATIONAL FOOTBALL LEAGUE

## NFL PUNT RETURN LEADERS

RANK	PLAYER	TEAM	POS	RET	FC	YDS	AVG	LONG	TD
1	*Dike	TEN	WR	18	23	359	19.9	90t	2
2	M. Jones	NE	CB	21	16	363	17.3	94t	2
3	Washington	JAX	WR	19	9	323	17.0	87t	2
4	Mims	DEN	WR	24	17	394	16.4	70	1
5	*Lane	WAS	WR	22	9	314	14.3	90t	2
6	I. Williams	CIN-NYJ	WR	28	10	396	14.1	78t	2
7	M. Washington	MIA	WR	19	8	258	13.6	74t	1
8	Shaheed	NO-SEA	WR	19	21	238	12.5	40	0
9	Moore	SF	WR	22	5	272	12.4	66	0
10	*Noel	HOU	WR	27	14	306	11.3	53	0
11	K. Johnson	TB	WR	23	11	257	11.2	54	0
12	Duvernay	CHI	WR	20	13	216	10.8	22	0
13	*Price	MIN	WR	29	11	286	9.9	43	0
14	Olszewski	NYG	WR	19	12	166	8.7	21	0
15	X. Smith	LAR	WR	22	14	188	8.5	21	0
16	Raymond	DET	WR	21	12	161	7.7	65t	1
17	*Larvadain	CLE	WR	21	13	159	7.6	44	0
18	Remigio	KC	WR	23	10	160	7.0	25	0

# 2025 NATIONAL FOOTBALL LEAGUE

## NFL KICKOFF RETURN LEADERS

RANK	PLAYER	TEAM	POS	RET	YDS	AVG	LONG	TD
1	R. Davis	BUF	RB	23	745	32.4	97t	1
2	I. Williams	CIN-NYJ	WR	22	653	29.7	83	0
3	McCaffrey	WAS	WR	26	769	29.6	58	0
4	Mostert	LV	RB	21	620	29.5	54	0
5	*Noel	HOU	WR	17	495	29.1	69	0
6	*Tuten	JAX	RB	19	539	28.4	54	0
7	Moore	SF	WR	25	703	28.1	98	0
8	Shipley	PHI	RB	22	607	27.6	41	0
9	Saylor	DET	RB	31	840	27.1	39	0
10	Mims	DEN	WR	22	589	26.8	46	0
11	Olszewski	NYG	WR	23	611	26.6	37	0
12	Mitchell	BAL	RB	20	531	26.6	39	0
13	Duvernay	CHI	WR	35	929	26.5	56	0
14	Thornton	KC	WR	18	475	26.4	34	0
15	Laube	LV	RB	28	736	26.3	38	0
16	Turpin	DAL	WR	51	1336	26.2	45	0
17	Dortch	ARI	WR	31	811	26.2	39	0
18	M. Washington	MIA	WR	28	732	26.1	45	0
19	*Price	MIN	WR	54	1405	26.0	61	0
20	Gould	IND	WR	25	647	25.9	39	0
21	Remigio	KC	WR	25	646	25.8	47	0
22	Jones	CIN	WR	42	1084	25.8	98t	1
23	Davis	LAC	WR	18	464	25.8	30	0
24	*Dike	TEN	WR	55	1413	25.7	71	0
25t	Eskridge	MIA	WR	25	640	25.6	54	0
25t	*S. Williams	GB	WR	25	640	25.6	36	0
27	*Allen	JAX	RB	19	486	25.6	50	0
28	Ali	BAL	RB	27	683	25.3	43	0
29	Perine	CIN	RB	17	430	25.3	38	0
30	Agnew	ATL	WR	30	741	24.7	45	0
31	K. Johnson	TB	WR	21	509	24.2	33	0
32	Gainwell	PIT	RB	22	529	24.0	36	0
33	Tucker	TB	RB	21	504	24.0	35	0
34	*Etienne	CAR	RB	27	642	23.8	45	0
35	*Williams	PIT	WR	18	425	23.6	37	0
36	Corley	CLE	WR	17	385	22.6	33	0

# 2025 NATIONAL FOOTBALL LEAGUE

## NFL INTERCEPTION LEADERS

RANK	PLAYER	TEAM	POS	INT	YARDS	AVG	LONG	TD
1	Byard	CHI	FS	6	70	11.7	35	0
2t	Ja. Horn	CAR	CB	5	46	9.2	22	0
2t	E. Jones	SEA	LB	5	150	30.0	85t	1
2t	Lloyd	JAX	LB	5	135	27.0	99t	1
2t	N. Wright	CHI	CB	5	118	23.6	74t	1
6t	Battle	CIN	SAF	4	6	1.5	4	0
6t	Bryant	SEA	SAF	4	43	10.8	28	0
6t	Bullock	HOU	SAF	4	40	10.0	29	0
6t	Edmunds	CHI	MLB	4	10	2.5	10	0
6t	D. Jackson	LAC	CB	4	27	6.8	21	0
6t	Jefferson	LAC	SS	4	5	1.3	3	0
6t	Lassiter	HOU	CB	4	0	0.0	0	0
6t	Pitre	HOU	SAF	4	18	4.5	12	0
6t	Sainristil	WAS	CB	4	78	19.5	55	0
15t	Barton	TEN	LB	3	25	8.3	24t	1
15t	Bishop	BUF	SAF	3	16	5.3	12	0
15t	Bynum	IND	SAF	3	14	4.7	14	0
15t	Dean	TB	CB	3	74	24.7	55t	1
15t	Durant	LAR	CB	3	60	20.0	50t	1
15t	Forbes	LAR	CB	3	43	14.3	31	0
15t	M. Jackson	CAR	CB	3	102	34.0	54	1
15t	An. Johnson	JAX	SAF	3	49	16.3	44	0
15t	M. Jones	NE	CB	3	65	21.7	33t	1
15t	Joseph	DET	SAF	3	1	0.3	1	0
15t	Kelly	LV	CB	3	26	8.7	26	0
15t	Latu	IND	DE	3	9	3.0	6	0
15t	McKinstry	NO	CB	3	0	0.0	0	0
15t	Stingley	HOU	CB	3	37	12.3	20	0
15t	*Watts	ATL	SAF	3	0	0.0	0	0
15t	Wiggins	BAL	CB	3	84	28.0	61	0
15t	E. Williams	GB	SAF	3	0	0.0	0	0
32t	Alford	ATL	CB	2	0	0.0	0	0
32t	Bates	ATL	FS	2	20	10.0	17	0
32t	Baun	PHI	LB	2	0	0.0	0	0
32t	Benford	BUF	CB	2	63	31.5	63t	1
32t	Blackmon	IND	CB	2	41	20.5	32	0
32t	Brown	SF	SAF	2	4	2.0	4	0
32t	M. Brown	JAX	CB	2	0	0.0	0	0
32t	*Burke	ARI	CB	2	4	2.0	4	0
32t	Bush	CLE	LB	2	67	33.5	44	1
32t	Curl	LAR	SAF	2	0	0.0	0	0
32t	Douglas	MIA	CB	2	43	21.5	38	0
32t	Echols	PIT	CB	2	0	0.0	0	0
32t	Epenesa	BUF	DE	2	25	12.5	24	0
32t	Gardner-Johnson	HOU-BAL-CHI	SAF	2	60	30.0	32	0
32t	*Hairston	BUF	CB	2	1	0.5	1	0
32t	Hawkins	NE	SAF	2	1	0.5	1	0
32t	Henley	LAC	LB	2	8	4.0	8	0
32t	Hickman	CLE	SAF	2	31	15.5	16	0
32t	Humphrey	BAL	CB	2	48	24.0	27	0
32t	Hunt	PHI	LB	2	53	26.5	42t	1
32t	D. James	LAC	FS	2	21	10.5	21	0
32t	Kendrick	SEA-LAR	CB	2	0	0.0	0	0
32t	Kinchens	LAR	SAF	2	53	26.5	31	0
32t	*Knight	CIN	LB	2	39	19.5	39	0

# 2025 NATIONAL FOOTBALL LEAGUE

## NFL INTERCEPTION LEADERS

RANK	PLAYER	TEAM	POS	INT	YARDS	AVG	LONG	TD
32t	Lenoir	SF	CB	2	90	45.0	64	0
32t	Lewis	JAX	CB	2	6	3.0	6	0
32t	McKinney	GB	SAF	2	0	0.0	0	0
32t	Metellus	MIN	SAF	2	0	0.0	0	0
32t	*Mickens	LAC	SAF	2	25	12.5	15	0
32t	*Mukuba	PHI	SAF	2	41	20.5	41	0
32t	Phillips	NYG	CB	2	56	28.0	56	0
32t	Pola-Mao	LV	SAF	2	0	0.0	0	0
32t	Reed	DET	CB	2	34	17.0	34	0
32t	*Schwesinger	CLE	LB	2	16	8.0	9	0
32t	Spillane	NE	LB	2	70	35.0	37	0
32t	*Starks	BAL	SAF	2	9	4.5	9	0
32t	Stone	CIN	SAF	2	57	28.5	32t	1
32t	Taylor	NO	CB	2	21	10.5	11	0
32t	Taylor-Demerson	ARI	SAF	2	18	9.0	18	0
32t	Tillman	DEN	LB	2	59	29.5	36	0
32t	Turner	CIN	CB	2	7	3.5	7	0
32t	Wagner	WAS	MLB	2	7	3.5	6	0
32t	J. Watson	KC	CB	2	14	7.0	14	0
32t	D. Wilson	DAL	SAF	2	21	10.5	21	0
32t	Winfield	TB	SAF	2	5	2.5	5	0
32t	Woods	TEN	FS	2	51	25.5	35	0

# 2025 NATIONAL FOOTBALL LEAGUE

## NFL SACK LEADERS

RANK	PLAYER	TEAM	POS	SACKS
1	Garrett	CLE	DE	21.5
2	Burns	NYG	LB	13.0
3t	Bonitto	DEN	LB	12.5
3t	Parsons	GB	DE-LB	12.5
5t	Hunter	HOU	DE	12.0
5t	Tuipulotu	LAC	LB	12.0
7t	Sweat	ARI	OLB	11.0
7t	Young	LAR	LB	11.0
9	Anderson	HOU	DE	10.5
10	Crosby	LV	DE	10.0
11	Hutchinson	DET	DE	9.5
12t	Muhammad	DET	DE	9.0
12t	Simmons	TEN	DT	9.0
14t	Landry	NE	LB	8.5
14t	Sweat	CHI	DE	8.5
16t	Cooper	DEN	LB	8.0
16t	*Pearce	ATL	DE	8.0
18	Gary	GB	DE	7.5
19t	Dorlus	ATL	DE	7.0
19t	Hines-Allen	JAX	DE	7.0
19t	McDonald	NYJ	DE	7.0
19t	Miller	WAS	OLB	7.0
19t	Murphy	SEA	DT	7.0
19t	Oweh	BAL-LAC	LB	7.0
19t	Watt	PIT	OLB	7.0
19t	Williams	SEA	DE	7.0
27t	Allen	DEN	DE	6.5
27t	Chaisson	NE	LB	6.5
27t	Chubb	MIA	OLB	6.5
27t	Collins	CLE	DT	6.5
27t	Herbig	PIT	LB	6.5
27t	Highsmith	PIT	LB	6.5
27t	Jordan	NO	DE	6.5
27t	Latu	IND	DE	6.5
35t	Diaby	TB	LB	6.0
35t	D. Jones	TEN-BAL	DE	6.0
35t	Karlaftis	KC	DE	6.0
35t	Nwosu	SEA	LB	6.0
35t	Verse	LAR	LB	6.0
35t	C. Young	NO	DE	6.0
41t	Armstead	JAX	DT	5.5
41t	Armstrong	WAS	DE	5.5
41t	Campbell	ARI	DE	5.5
41t	Franklin-Myers	DEN	DE	5.5
41t	Houston	DAL	DE	5.5
41t	Mack	LAC	OLB	5.5
41t	Turner	MIN	LB	5.5
41t	Turner	LAR	DE	5.5
41t	*Walker	ATL	DE	5.5
41t	Wilson	MIN	LB	5.5

# 2025 NATIONAL FOOTBALL LEAGUE

## NFL LEADERS IN FUMBLE RECOVERIES

RANK	PLAYER	TEAM	POS	TOTAL	OWN TEAM	OPP TEAM
1	Love	GB	QB	5	5	0
2t	Maye	NE	QB	4	4	0
2t	McCarthy	MIN	QB	4	4	0
2t	Tagovailoa	MIA	QB	4	4	0
2t	Ca. Williams	CHI	QB	4	4	0
6t	L. Jackson	BAL	QB	3	3	0
6t	D. Jones	IND	QB	3	3	0
6t	*Larvadain	CLE	WR	3	3	0
6t	Mahomes	KC	QB	3	3	0
6t	*Marks	HOU	RB	3	3	0
6t	Prescott	DAL	QB	3	3	0
6t	G. Smith	LV	QB	3	3	0
6t	Stafford	LAR	QB	3	3	0
6t	Werner	NO	LB	3	0	3
6t	White	TB	RB	3	3	0
6t	N. Wright	CHI	CB	3	0	3
17t	*Allen	JAX	RB	2	1	1
17t	Anderson	HOU	DE	2	0	2
17t	Anderson	GB	SAF	2	1	1
17t	Barner	SEA	TE	2	2	0
17t	Benford	BUF	CB	2	0	2
17t	Bernard	BUF	LB	2	0	2
17t	*Carter	NYG	LB	2	0	2
17t	*Collins	SF	DT	2	0	2
17t	Collins	ARI	LB	2	0	2
17t	*Conerly	WAS	OT	2	2	0
17t	Covey	PHI	WR	2	2	0
17t	Delpit	CLE	SAF	2	0	2
17t	Dexter	CHI	DT	2	0	2
17t	Fitzpatrick	MIA	FS	2	0	2
17t	Gilman	LAC-BAL	SAF	2	0	2
17t	*Gordon	MIA	RB	2	2	0
17t	Gray	TEN	LB	2	1	1
17t	Hall	NYJ	RB	2	2	0
17t	Hill	NO	TE	2	2	0
17t	Hurts	PHI	QB	2	1	1
17t	C. Johnson	CIN	DE	2	0	2
17t	K. Johnson	TB	WR	2	2	0
17t	M. Jones	NE	CB	2	2	0
17t	Kinchens	LAR	SAF	2	0	2
17t	Landman	LAR	LB	2	0	2
17t	Lawrence	SEA	LB	2	0	2
17t	Lawrence	JAX	QB	2	2	0
17t	Lock	SEA	QB	2	2	0
17t	Mayfield	TB	QB	2	2	0
17t	Neuzil	ATL	C	2	2	0
17t	Nix	DEN	QB	2	2	0
17t	Penix	ATL	QB	2	2	0
17t	Phillips	MIA-PHI	LB	2	0	2
17t	Pratt	LV-IND	LB	2	0	2
17t	Rodgers	PIT	QB	2	2	0
17t	T. Smith	TB	SAF	2	0	2
17t	Taylor	IND	RB	2	2	0
17t	Watt	PIT	OLB	2	0	2
17t	Wentz	MIN	QB	2	2	0

# 2025 NATIONAL FOOTBALL LEAGUE

---

## NFL LEADERS IN FUMBLE RECOVERIES

RANK	PLAYER	TEAM	POS	TOTAL	OWN TEAM	OPP TEAM
17t	Wilson	NYG	QB	2	2	0



# 2025 NATIONAL FOOTBALL LEAGUE

## NFL LEADERS IN RECOVERIES OF FUMBLES BY OWN TEAM

RANK	PLAYER	TEAM	POS	REC	YARDS	AVG	LONG	TD
1	Love	GB	QB	5	0	0.0	0	0
2t	Maye	NE	QB	4	0	0.0	0	0
2t	McCarthy	MIN	QB	4	0	0.0	0	0
2t	Tagovailoa	MIA	QB	4	0	0.0	0	0
2t	Ca. Williams	CHI	QB	4	0	0.0	0	0
6t	L. Jackson	BAL	QB	3	0	0.0	0	0
6t	D. Jones	IND	QB	3	0	0.0	0	0
6t	*Larvadain	CLE	WR	3	0	0.0	0	0
6t	Mahomes	KC	QB	3	0	0.0	0	0
6t	*Marks	HOU	RB	3	1	0.3	1t	1
6t	Prescott	DAL	QB	3	0	0.0	0	0
6t	G. Smith	LV	QB	3	0	0.0	0	0
6t	Stafford	LAR	QB	3	0	0.0	0	0
6t	White	TB	RB	3	0	0.0	0	0
15t	Barner	SEA	TE	2	0	0.0	0	0
15t	*Conerly	WAS	OT	2	0	0.0	0	0
15t	Covey	PHI	WR	2	0	0.0	0	0
15t	*Gordon	MIA	RB	2	0	0.0	0	0
15t	Hall	NYJ	RB	2	7	3.5	7	0
15t	Hill	NO	TE	2	0	0.0	0	0
15t	K. Johnson	TB	WR	2	0	0.0	0	0
15t	M. Jones	NE	CB	2	0	0.0	0	0
15t	Lawrence	JAX	QB	2	0	0.0	0	0
15t	Lock	SEA	QB	2	0	0.0	0	0
15t	Mayfield	TB	QB	2	0	0.0	0	0
15t	Neuzil	ATL	C	2	0	0.0	0	0
15t	Nix	DEN	QB	2	0	0.0	0	0
15t	Penix	ATL	QB	2	0	0.0	0	0
15t	Rodgers	PIT	QB	2	0	0.0	0	0
15t	Taylor	IND	RB	2	0	0.0	0	0
15t	Wentz	MIN	QB	2	0	0.0	0	0
15t	Wilson	NYG	QB	2	0	0.0	0	0

# 2025 NATIONAL FOOTBALL LEAGUE

## NFL LEADERS IN RECOVERIES OF FUMBLES BY OPPOSING TEAM

RANK	PLAYER	TEAM	POS	REC	YARDS	AVG	LONG	TD
1t	Werner	NO	LB	3	0	0.0	0	0
1t	N. Wright	CHI	CB	3	-1	-0.3	0	0
3t	Anderson	HOU	DE	2	0	0.0	0t	1
3t	Benford	BUF	CB	2	23	11.5	17t	1
3t	Bernard	BUF	LB	2	0	0.0	0	0
3t	*Carter	NYG	LB	2	-3	-1.5	1	0
3t	*Collins	SF	DT	2	0	0.0	0	0
3t	Collins	ARI	LB	2	3	1.5	3t	1
3t	Delpit	CLE	SAF	2	0	0.0	0	0
3t	Dexter	CHI	DT	2	0	0.0	0	0
3t	Fitzpatrick	MIA	FS	2	0	0.0	0	0
3t	Gilman	LAC-BAL	SAF	2	11	5.5	11	0
3t	C. Johnson	CIN	DE	2	4	2.0	4	0
3t	Kinchens	LAR	SAF	2	13	6.5	13	0
3t	Landman	LAR	LB	2	0	0.0	0	0
3t	Lawrence	SEA	LB	2	56	28.0	34t	2
3t	Phillips	MIA-PHI	LB	2	4	2.0	4	0
3t	Pratt	LV-IND	LB	2	9	4.5	8	0
3t	T. Smith	TB	SAF	2	0	0.0	0	0
3t	Watt	PIT	OLB	2	0	0.0	0	0

# 2025 NATIONAL FOOTBALL LEAGUE

## NFL OFFENSIVE RANKS

BAL	BUF	CIN	CLE	DEN	HOU	IND	JAX	KC	LAC	LV	MIA	NE	NYJ	PIT	TEN		ARI	ATL	CAR	CHI	DAL	DET	GB	LAR	MIN	NO	NYG	PHI	SEA	SF	TB	WAS
20	3	23	30	11	19	8	16	7	15	32	25	6	29	27	31	TotYd/G	17	14	24	5	1	4	13	2	28	26	12	22	9	10	21	18
8	4	22	32	15	24	7	19	13	20	30	14	6	29	21	31	TotYd/P	23	11	25	10	3	2	9	1	27	28	18	17	5	16	26	12
3	1	31	29	17	23	6t	16	20	11	32	14	13	6t	28	30	RusYd/G	26	12	9	2	15	5	18	8	24	27	10	19	22	25	21	4
1	2	22	29	13	26	6	24	16	14	32	4	17	9	27	18	RusAvg	19	11	15	5	10	3	23	8	12	30	20	25	28	31	21	7
27	13	10	30	11	14	9	18	5	19	29	26	6	32	23	31	PasYd/G	7	16	25	17	1	3	12	2	28	20t	15	22	8	4	20t	24
15	5	24	30	19	20	9	17	12	22	29	21	2	31	18	32	PasAvg	26	11	25	14	7	4	6	3	28	27	13	10	1	8	23	16
26	21	28	27	12	6	16	20	19	23	30	31	11	25	15	7	%PasInt	10	4	18	3	14	2	5	1	32	17	13	8	29	24	9	22
28	20	10	23	1	13	9	16	15	29	31	19	27	32	11	26	Sac/PasP	25	6	18	8	3	12	7	2	30	24	21	17	4	5	14	22
24	4t	17	30	14t	20	6	8	4t	14t	31	26	11	29	28	32	1D/G	10	16	22t	7	1t	12	13	1t	27	22t	9	25	18	3	19	21
24	4	10	30	12	22	9	25	11	3	28	27	6	26	14	32	3D Eff	7	29	20	5	8	17	1	21	31	15	13	23	19	2	16	18
18	9	8	28	21t	17	4	13	1	12	31	21t	2	25	19	24	4D Eff	30	21t	6	27	15t	20	7	3	14	32	26	10t	5	10t	29	15t
9	31	19	24	4	14	17	3	28	30	26	6	2	8	22	1	PR Avg	11	27	25	15	29	20	32	21	16	18	23	13	5	10	12	7
15	2	22	31	26	11	3	8	13	25	7	16	23	1	30	17	KR Avg	24	32	28	12	19	10	21	20	14	18	9	29	5	4	27	6
3	27	1	29	13	16	7	19	20	8	25	9	17	18	23	21	GPunAvg	11	30	15	12	10	24	2	22	6	28	26	4	5	31	32	14
1	18	11	32	16	19	3	13	20	17	28	5	24	6	15	23	NPunAvg	14	25	21	22	9	10	8	27	2	29	31	7	12	30	26	4
14	3	20	29t	12	17	6	8	15	19	32	23	7	27	13	31	Pts/G	21	26	28	9	4	1	10	2	25	29t	22	18	5	11	16	24
5	9	12	17t	15	8	4	19	17t	2	27t	6t	10	1	14	23t	FG%	29	23t	20t	22	11	26	25	30t	6t	32	20t	27t	13	3	16	30t

## NFL DEFENSIVE RANKS

BAL	BUF	CIN	CLE	DEN	HOU	IND	JAX	KC	LAC	LV	MIA	NE	NYJ	PIT	TEN		ARI	ATL	CAR	CHI	DAL	DET	GB	LAR	MIN	NO	NYG	PHI	SEA	SF	TB	WAS
23	12	32	3	5	1	22	10	8	2	16	19	7	20	28	27	TotYd/G	26	15	17	24	29	21	6	13	9	11	30	14	4	18	25	31
16	23	32	4	2	3	14	9	17	6	13	21	15	20	18	27	TotYd/P	24	12	25	28	29	19	5	7	8	11	30	10	1	22	26	31
15	30	32	14	2	4	6	1	7	11	17	27	5	29	19	20	RusYd/G	21	25	16	23	18	13	8	9	24	26	31	22	3	12	10	28
15	31	30	6	3	10	1	7	11	22	5	28	12	20	18	21	RusAvg	25	24	19	29	26	9	4	8	13	14	32	23	2	17	16	27
26	2	28	1	11	4	31	20	14	3	16	13	15	12	27	25	PasYd/G	21	9	17	18	32	24	8	19	5	6	23	10	7	22	30	29
16	10	31	5	2	3	17	8	20	4	24	18	13	23	14	29	PasAvg	25	11	27	26	30	21	6	9	12	15	19	7	1	22	28	32
23	6	13	11	21	3	15	4	19	2	20	24	22	32	14	27	%PasInt	18	8	7	1	28	10	26	9	29	17	30	16	5	31	12	25
31	10	26	1	2	6	20	29	18	4	24	9	23	28	12	11	Sac/PasP	27	3	30	21	25	8	17	15	5	13	22	14	7	32	19	16
13t	9	31	2	6	1	26	18	3	4	23	20t	7t	25	29	24	1D/G	27	20t	11t	11t	30	22	7t	13t	10	16	32	13t	5	19	17	28
8	25	31	11t	1	3	24	26	28	5	32	14	11t	4	27	21	3D Eff	16	19	29	13	30	10	17	7	6	9	18	22	2	15	20	23
19	20t	24t	9t	9t	7	12	4	1	15	18	28	3	32	31	30	4D Eff	6	20t	26	8	24t	23	13	16	27	9t	29	2	14	17	5	22
5	9	17	26	15	18	4	3	32	30	28	12	24	2	6	14	PR Avg	19	8	25	22	13	7	21	27	11	20	31	16	29	23	10	1
8	16	18	30	28	22	7	20	13	29	26	23	11	21	10	9	KR Avg	31	32	2	24	15	17	14	1	19	25	4	5	6	12	27	3
6	21	10	20	29	17	5	18	13	9	1	32	2	19	28	3	GPunAvg	31	15	30	11	8	25	27	23	24	7	12	4	14	22	16	26
5	28	10	23	12	16	11	13t	27	30	6	20	1	8	17	2	NPunAvg	18t	31	32	15	29	24	26	25	18t	22	21	13t	9	7	4	3
15	16t	32	19t	3t	1	12	10	5	9	25	16t	7	30	18	28	Pts/G	27	22	14	21	31	23	8	3t	13	19t	29	6	2	11	24	26
15	25	27	7	30	1	10t	23	32	16t	18t	20t	9	26	18t	29	FG%	22	13	20t	3	28	31	8	14	4	24	10t	10t	6	2	5	16t
16	6	30	27t	9	4	5	7	11	14	31	21	3	29	17	32	PPG Diff	25	23	22	15	18	8	10	2	19	27t	26	13	1	12	20	24
21	1	31	19	7	6	15	11	8	5	30	24	3	28	29	32	Yd/G Diff	20	14	22	12	13	10	9	4	23	18	26	17	2	16	25	27



# ***LAST WEEK'S GAME BOOK***



# National Football League Game Summary

NFL Copyright © 2025 by The National Football League. All rights reserved. This summary and play-by-play is for the express purpose of assisting media in their coverage of the game; any other use of this material is prohibited without the written permission of the National Football League.

Date: Sunday, 12/14/2025

Los Angeles Chargers at Kansas City Chiefs

Start Time: 12:02 PM CST

at GEHA Field at Arrowhead Stadium, Kansas City, MO

## Game Day Weather

Game Weather:  
Open Stadium on Natural Grass

Temp: 15° F (-9.4° C) Humidity: 44%, Wind: N 3 mph  
Wind Chill: 10

## Officials

Referee: Hochuli, Shawn (83)  
Line Judge: Podraza, Tim (47)  
Back Judge: Russell, Jimmy (82)

Umpire: Smith, Larry (102)  
Field Judge: Ledet, Jason (72)  
Replay Official: Nicholson, James (0)

Down Judge: Holt, Patrick (106)  
Side Judge: Quirk, Jim (5)

## Lineups

Los Angeles Chargers						Kansas City Chiefs					
Offense			Defense			Offense			Defense		
WR	9	T.Harris	OLB	45	T.Tuipulotu	TE	87	T.Kelce	DE	56	G.Karlaftis
LT	68	J.Salyer	DL	91	D.Hand	LT	79	E.Pole	DT	95	C.Jones
LG	77	Z.Johnson	DL	90	T.Tart	LG	76	K.Suamataia	DT	92	D.Nnadi
C	75	B.Bozeman	OLB	52	K.Mack	C	52	C.Humphrey	DE	51	M.Danna
RG	73	M.Becton	LB	0	D.Henley	RG	66	M.Caliendo	LB	23	D.Tranquill
RT	66	B.Hart	LB	6	D.Perryman	RT	77	J.Moore	LB	32	N.Bolton
TE	86	O.Gadsden	CB	20	C.Hart	WR	9	J.Smith-Schuster	LB	54	L.Chenal
T	64	T.Penning	CB	26	D.Jackson	WR	80	T.Thornton	DB	27	C.Conner
QB	10	J.Herbert	S	23	T.Jefferson	WR	4	R.Rice	CB	20	N.Williams
FB	44	S.Matlock	S	3	D.James	QB	15	P.Mahomes	CB	35	J.Watson
RB	30	K.Vidal	S	27	R.Mickens	RB	10	I.Pacheco	S	6	B.Cook

## Substitutions

RB 8 O.Hampton, K 11 C.Dicker, WR 13 K.Allen, WR 15 L.McConkey, P 16 J.Scott, CB 24 B.St-Juste, RB 28 H.Haskins, CB 29 T.Still, S 31 M.Williams, DB 33 D.Leonard, S 40 K.Williamson, LB 43 T.Dye, LS 47 J.Harris, OLB 48 B.Dupree, LB 53 D.Phillips, LB 58 M.Wax, T 74 A.Deculus, C 78 A.James, WR 84 K.Lambert-Smith, TE 89 W.Dissly, DL 92 J.Eboigbe, DL 93 O.Ogbonnia, OLB 98 O.Oweh, DT 99 J.Caldwell

## Substitutions

WR 1 X.Worthy, CB 2 J.Williams, K 7 H.Butker, CB 8 K.Fulton, P 14 M.Araiza, QB 17 G.Minshew, DB 21 J.Hicks, RB 24 B.Smith, RB 29 K.Hunt, LB 31 J.Bassa, S 34 M.Edwards, DB 38 K.Knowles, LS 41 J.Winchester, LB 43 J.Cochrane, LB 59 C.McDonald, OL 60 H.Nourzad, OL 61 C.Hanson, NT 69 M.Pennel, T 72 C.Godrick, WR 81 N.Remigio, TE 83 N.Gray, TE 85 R.Tonyan, DE 90 C.Omenihu, DE 97 A.Gillotte, DL 99 J.Tillery

## Did Not Play

QB 5 T.Lance, TE 83 T.Conklin

## Did Not Play

WR 11 J.Royals

## Not Active

WR 1 Q.Johnston, DB 2 E.Molden, WR 12 D.Davis, CB 46 N.Reed, OLB 54 K.Kennard, G/T 79 T.Pipkins, WR 81 D.Campbell

## Not Active

WR 5 M.Brown, TE 12 J.Wiley, CB 22 T.McDuffie, RB 25 E.Mitchell, G 65 T.Smith, T 74 J.Taylor, DT 93 Z.Pickens

## Field Goals (made ( ) & missed)

C.Dicker		(49) (23) (49)	H.Butker		(27) (47)		
			1	2	3	4	OT
VISITOR:	Los Angeles Chargers		3	7	6	0	0
HOME:	Kansas City Chiefs		7	6	0	0	0

## Scoring Plays

Team	Qtr	Time	Play Description (Extra Point) (Drive Info)	Visitor	Home
Chiefs	1	8:52	P.Mahomes 12 yd. run (H.Butker kick) (11-68, 6:08)	0	7
Chargers	1	2:30	C.Dicker 49 yd. Field Goal (11-41, 6:22)	3	7
Chiefs	2	8:04	H.Butker 27 yd. Field Goal (7-10, 2:55)	3	10
Chiefs	2	0:38	H.Butker 47 yd. Field Goal (10-65, 2:12)	3	13
Chargers	2	0:05	K.Lambert-Smith 16 yd. pass from J.Herbert (C.Dicker kick) (5-60, 0:33)	10	13
Chargers	3	8:55	C.Dicker 23 yd. Field Goal (11-66, 6:05)	13	13
Chargers	3	0:51	C.Dicker 49 yd. Field Goal (5-29, 2:40)	16	13
Paid Attendance: 73,073				Time: 3:12	

## Final Individual Statistics

Los Angeles Chargers									Kansas City Chiefs												
RUSHING			ATT	YDS	AVG	LG	TD		RUSHING			ATT	YDS	AVG	LG	TD					
O.Hampton			15	61	4.1	26	0		I.Pacheco			11	21	1.9	7	0					
K.Vidal			12	33	2.8	8	0		P.Mahomes			2	15	7.5	12	1					
J.Herbert			2	0	0.0	1	0		K.Hunt			6	12	2.0	4	0					
									B.Smith			2	1	0.5	2	0					
Total			29	94	3.2	26	0		Total			21	49	2.3	12	1					
PASSING			ATT	CMP	YDS	SK/YD	TD	LG	IN	RT	PASSING			ATT	CMP	YDS	SK/YD	TD	LG	IN	RT
J.Herbert			29	19	210	4/9	1	37	1	84.0	P.Mahomes			28	16	189	5/21	0	26	1	62.9
											G.Minschew			5	3	22	0/0	0	11	1	30.8
Total			29	19	210	4/9	1	37	1	84.0	Total			33	19	211	5/21	0	26	2	51.5
PASS RECEIVING			TAR	REC	YDS	AVG	LG	TD		PASS RECEIVING			TAR	REC	YDS	AVG	LG	TD			
K.Allen			7	5	36	7.2	12	0		T.Kelce			9	7	70	10.0	17	0			
O.Gadsden			5	4	61	15.3	27	0		R.Rice			11	7	51	7.3	11	0			
T.Harris			5	3	49	16.3	37	0		T.Thornton			3	2	47	23.5	26	0			
L.McConkey			3	2	20	10.0	13	0		X.Worthy			4	2	35	17.5	26	0			
S.Matlock			2	2	9	4.5	5	0		K.Hunt			2	1	8	8.0	8	0			
K.Lambert-Smith			1	1	16	16.0	16	1		J.Smith-Schuster			1	0	0	0.0	0	0			
K.Vidal			1	1	15	15.0	15	0													
O.Hampton			1	1	4	4.0	4	0													
T.Penning			1	0	0	0.0	0	0													
Total			26	19	210	11.1	37	1		Total			30	19	211	11.1	26	0			
INTERCEPTIONS			NO	YDS	AVG	LG	TD		INTERCEPTIONS			NO	YDS	AVG	LG	TD					
D.Henley			1	0	0.0	0	0		A.Gillotte			1	14	14.0	14	0					
D.James			1	0	0.0	0	0														
Total			2	0	0.0	0	0		Total			1	14	14.0	14	0					
PUNTING			NO	YDS	AVG	NET	TB	IN20	LG	PUNTING			NO	YDS	AVG	NET	TB	IN20	LG		
J.Scott			4	150	37.5	37.5	0	3	48	M.Araiza			4	190	47.5	47.5	0	1	57		
Total			4	150	37.5	37.5	0	3	48	Total			4	190	47.5	47.5	0	1	57		
PUNT RETURNS			NO	YDS	AVG	FC	LG	TD	PUNT RETURNS			NO	YDS	AVG	FC	LG	TD				
L.McConkey			0	0	0.0	2	0	0	N.Remigio			1	0	0.0	3	0	0				
[DOWNED]			2	0	0.0	0	0	0													
Total			0	0	0.0	2	0	0	Total			1	0	0.0	3	0	0				
KICKOFF RETURNS			NO	YDS	AVG	FC	LG	TD	KICKOFF RETURNS			NO	YDS	AVG	FC	LG	TD				
K.Lambert-Smith			4	93	23.3	0	34	0	N.Remigio			4	102	25.5	0	26	0				
									T.Thornton			1	28	28.0	0	28	0				
Total			4	93	23.3	0	34	0	Total			5	130	26.0	0	28	0				

[illegible]

Los Angeles Chargers vs Kansas City Chiefs  
12/14/2025 at GEHA Field at Arrowhead Stadium

Final Team Statistics

	Visitor Chargers	Home Chiefs
<b>TOTAL FIRST DOWNS</b>	18	17
By Rushing	6	6
By Passing	9	9
By Penalty	3	2
<b>THIRD DOWN EFFICIENCY</b>	5-14-35.7%	6-13-46.2%
<b>FOURTH DOWN EFFICIENCY</b>	0-0-0.0%	0-0-0.0%
<b>TOTAL NET YARDS</b>	295	239
Total Offensive Plays (inc. times thrown passing)	62	59
Average gain per offensive play	4.8	4.1
<b>NET YARDS RUSHING</b>	94	49
Total Rushing Plays	29	21
Average gain per rushing play	3.2	2.3
Tackles for a loss-number and yards	4-5	5-10
<b>NET YARDS PASSING</b>	201	190
Times thrown - yards lost attempting to pass	4-9	5-21
Gross yards passing	210	211
<b>PASS ATTEMPTS-COMPLETIONS-HAD INTERCEPTED</b>	29-19-1	33-19-2
Avg gain per pass play (inc.# thrown passing)	6.1	5.0
<b>KICKOFFS Number-In End Zone-Touchbacks</b>	5-0-0	4-0-0
<b>PUNTS Number and Average</b>	4-37.5	4-47.5
Had Blocked	0	0
<b>FGs - PATs Had Blocked</b>	0-0	0-0
<b>Net Punting Average</b>	37.5	47.5
<b>TOTAL RETURN YARDAGE (Not Including Kickoffs)</b>	0	14
No. and Yards Punt Returns	0-0	1-0
No. and Yards Kickoff Returns	4-93	5-130
No. and Yards Interception Returns	2-0	1-14
<b>PENALTIES Number and Yards</b>	5-50	9-64
<b>FUMBLES Number and Lost</b>	1-0	0-0
<b>TOUCHDOWNS</b>	1	1
Rushing	0	1
Passing	1	0
<b>EXTRA POINTS Made-Attempts</b>	1-1	1-1
Kicking Made-Attempts	1-1	1-1
<b>FIELD GOALS Made-Attempts</b>	3-3	2-2
<b>RED ZONE EFFICIENCY</b>	1-2-50%	1-3-33%
<b>GOAL TO GO EFFICIENCY</b>	0-1-0%	1-2-50%
<b>SAFETIES</b>	0	0
<b>FINAL SCORE</b>	16	13
<b>TIME OF POSSESSION</b>	34:42	25:18



Ball Possession And Drive Chart

Los Angeles Chargers												
#	Time Recd	Time Lost	Time Poss	How Ball Obtained	Drive Began	# Play	Yds Gain	Yds Pen	Net Yds	1st Down	Last Scrm	How Given Up
1	8:52	2:30	6:22	Kickoff	LAC 29	11	36	5	41	3	KC 30	Field Goal
2	0:52	13:32	2:20	Punt	LAC 9	4	11	5	16	1	LAC 25	Punt
3	11:54	10:59	0:55	Punt	LAC 21	3	-1	0	-1	0	LAC 20	Interception
4	8:04	2:50	5:14	Kickoff	LAC 24	8	24	5	29	2	KC 47	Punt
5	0:38	0:05	0:33	Kickoff	LAC 40	5	60	0	60	2	* KC 16	Touchdown
6	15:00	8:55	6:05	Kickoff	LAC 29	11	71	-5	66	4	* KC 5	Field Goal
7	7:53	4:55	2:58	Punt	LAC 32	5	13	-5	8	1	LAC 40	Punt
8	3:31	0:51	2:40	Punt	LAC 40	5	29	0	29	1	KC 31	Field Goal
9	12:41	5:20	7:21	Interception	LAC 1	12	55	0	55	4	KC 44	Punt
10	0:14	0:00	0:14	Interception	LAC 18	1	-1	0	-1	0	LAC 18	End of Game

(243) Average LAC 24

Kansas City Chiefs												
#	Time Recd	Time Lost	Time Poss	How Ball Obtained	Drive Began	# Play	Yds Gain	Yds Pen	Net Yds	1st Down	Last Scrm	How Given Up
1	15:00	8:52	6:08	Kickoff	KC 32	11	53	15	68	5	* LAC 12	Touchdown
2	2:30	0:52	1:38	Kickoff	KC 32	3	2	0	2	0	KC 34	Punt
3	13:32	11:54	1:38	Punt	KC 36	3	1	0	1	0	KC 37	Punt
4	10:59	8:04	2:55	Interception	LAC 19	7	10	0	10	1	* LAC 9	Field Goal
5	2:50	0:38	2:12	Punt	KC 6	10	60	5	65	3	LAC 29	Field Goal
6	0:05	0:00	0:05	Kickoff		0	0	0	0	0		End of Half
7	8:55	7:53	1:02	Kickoff	KC 29	3	-11	0	-11	0	KC 18	Punt
8	4:55	3:31	1:24	Punt	KC 12	3	7	0	7	0	KC 19	Punt
9	0:51	12:41	3:10	Kickoff	KC 34	9	49	0	49	3	* LAC 17	Interception
10	5:20	0:14	5:06	Punt	KC 8	12	68	-15	53	5	LAC 39	Interception

(270) Average KC 30

\* inside opponent's 20

Time of Possession by Quarter		1st	2nd	3rd	4th	OT	Total
Visitor	Los Angeles Chargers	7:14	8:10	11:43	7:35		34:42
Home	Kansas City Chiefs	7:46	6:50	3:17	7:25		25:18
Kickoff Drive No.-Start Average		Chargers: 4 - LAC 30			Chiefs: 4 - KC 32		

Los Angeles Chargers vs Kansas City Chiefs  
12/14/2025 at GEHA Field at Arrowhead Stadium

Final Defensive Statistics

Los Angeles Chargers	Regular Defensive Plays												Special Teams					Misc			
	TKL	AST	COMB	SK	/ YDS	TFL	Q	IN	PD	FF	FR	TKL	AST	FF	FR	BL	TKL	AST	FF	FR	
D.James	2	8	10	0	0	0	0	1	2	0	0	0	0	0	0	0	0	0	0	0	
D.Perryman	4	5	9	0	0	1	0	0	0	0	0	0	0	0	0	0	0	0	0	0	
T.Tuipulotu	4	0	4	2	4	3	4	0	0	0	0	0	0	0	0	0	0	0	0	0	
O.Oweh	4	0	4	2	17	3	2	0	0	0	0	0	0	0	0	0	0	0	0	0	
D.Hand	3	1	4	0	0	2	0	0	0	0	0	0	0	0	0	0	0	0	0	0	
T.Jefferson	2	2	4	0	0	0	1	0	1	0	0	1	0	0	0	0	0	0	0	0	
M.Williams	2	2	4	0	0	0	0	0	0	0	0	0	0	0	0	0	0	0	0	0	
D.Henley	1	3	4	0	0	0	0	1	1	0	0	0	0	0	0	0	0	0	0	0	
K.Mack	1	2	3	1	0	0	2	0	0	0	0	0	0	0	0	0	0	0	0	0	
C.Hart	1	1	2	0	0	0	0	0	1	0	0	0	0	0	0	0	0	0	0	0	
R.Mickens	1	1	2	0	0	0	0	0	0	0	0	1	0	0	0	0	0	0	0	0	
B.St-Juste	1	1	2	0	0	0	0	0	0	0	0	1	0	0	0	0	0	0	0	0	
J.Caldwell	1	1	2	0	0	0	0	0	0	0	0	0	0	0	0	0	0	0	0	0	
T.Tart	1	1	2	0	0	0	0	0	0	0	0	0	0	0	0	0	0	0	0	0	
T.Still	1	0	1	0	0	0	0	0	0	0	0	0	0	0	0	0	0	0	0	0	
D.Jackson	1	0	1	0	0	0	0	0	0	0	0	0	0	0	0	0	0	0	0	0	
T.Dye	1	0	1	0	0	0	0	0	0	0	0	0	0	0	0	0	0	0	0	0	
J.Eboigbe	0	1	1	0	0	0	0	0	0	0	0	0	0	0	0	0	0	0	0	0	
K.Williamson	0	0	0	0	0	0	0	0	0	0	0	1	2	0	0	0	0	0	0	0	
D.Phillips	0	0	0	0	0	0	0	0	0	0	0	0	1	0	0	0	0	0	0	0	
J.Harris	0	0	0	0	0	0	0	0	0	0	0	0	1	0	0	0	0	0	0	0	
K.Vidal	0	0	0	0	0	0	0	0	0	0	0	0	0	0	0	0	1	0	0	0	
O.Hampton	0	0	0	0	0	0	0	0	0	0	0	0	0	0	0	0	0	0	0	1	
Total	31	29	60	5	21	9	9	2	5	0	0	4	4	0	0	0	1	0	0	1	

TKL = Tackle AST = Assist COMB = Combined QH=QB Hit IN = Interception PD = Pass Defense FF = Forced Fumble FR = Fumble Recovery

Kansas City Chiefs	Regular Defensive Plays												Special Teams					Misc			
	TKL	AST	COMB	SK	/ YDS	TFL	QH	IN	PD	FF	FR	TKL	AST	FF	FR	BL	TKL	AST	FF	FR	
D.Tranquill	8	6	14	0	0	1	1	0	0	0	0	0	0	0	0	0	0	0	0	0	
N.Bolton	5	6	11	0	0	1	1	0	0	0	0	0	0	0	0	0	0	0	0	0	
B.Cook	5	2	7	0	0	0	0	0	1	0	0	0	0	0	0	0	0	0	0	0	
C.Conner	4	1	5	0	0	1	0	0	0	0	0	1	0	0	0	0	0	0	0	0	
J.Watson	3	1	4	1	6	1	1	0	0	0	0	0	0	0	0	0	0	0	0	0	
G.Karlaftis	2	1	3	0	0	1	1	0	0	0	0	0	0	0	0	0	0	0	0	0	
N.Williams	2	1	3	0	0	0	0	0	0	0	0	1	0	0	0	0	0	0	0	0	
C.Omenihu	1	2	3	1.5	2	1	3	0	0	0	0	0	0	0	0	0	0	0	0	0	
A.Gillotte	0	3	3	0.5	0.5	0	1	1	1	0	0	0	0	0	0	0	0	0	0	0	
L.Chenal	0	3	3	0.5	0	0	1	0	0	0	0	0	0	0	0	0	0	0	0	0	
M.Pennel	2	0	2	0	0	0	0	0	0	0	0	0	0	0	0	0	0	0	0	0	
J.Hicks	1	1	2	0.5	0.5	0	1	0	0	0	0	0	0	0	0	0	0	0	0	0	
K.Knowles	1	1	2	0	0	0	0	0	1	0	0	1	0	0	0	0	0	0	0	0	
D.Nnadi	0	2	2	0	0	0	0	0	0	0	0	0	0	0	0	0	0	0	0	0	
J.Cochrane	1	0	1	0	0	0	0	0	0	0	0	0	0	0	0	0	0	0	0	0	
M.Danna	0	1	1	0	0	0	0	0	0	0	0	0	0	0	0	0	0	0	0	0	
C.Jones	0	0	0	0	0	0	2	0	0	0	0	0	0	0	0	0	0	0	0	0	
H.Butker	0	0	0	0	0	0	0	0	0	0	0	1	0	0	0	0	0	0	0	0	
K.Hunt	0	0	0	0	0	0	0	0	0	0	0	0	0	0	0	0	1	0	0	0	
T.Kelce	0	0	0	0	0	0	0	0	0	0	0	0	0	0	0	0	1	0	0	0	
Total	35	31	66	4	9	6	12	1	3	0	0	4	0	0	0	0	2	0	0	0	

## First Half Summary

Los Angeles Chargers									Kansas City Chiefs										
RUSHING		ATT	YDS	AVG	LG	TD			RUSHING		ATT	YDS	AVG	LG	TD				
K.Vidal		5	24	4.8	8	0			P.Mahomes		2	15	7.5	12	1				
O.Hampton		6	8	1.3	3	0			I.Pacheco		7	14	2.0	7	0				
J.Herbert		1	1	1.0	1	0			K.Hunt		4	6	1.5	4	0				
									B.Smith		2	1	0.5	2	0				
Total		12	33	2.8	8	0			Total		15	36	2.4	12	1				
PASSING		ATT	CMP	YDS	SK/YD	TD	LG	IN	RT	PASSING		ATT	CMP	YDS	SK/YD	TD	LG	IN	RT
J.Herbert		16	10	103	2/8	1	37	1	75.8	P.Mahomes		15	9	94	2/4	0	26	0	78.2
Total		16	10	103	2/8	1	37	1	75.8	Total		15	9	94	2/4	0	26	0	78.2
PASS RECEIVING		TAR	REC	YDS	AVG	LG	TD			PASS RECEIVING		TAR	REC	YDS	AVG	LG	TD		
K.Allen		4	3	16	5.3	8	0			R.Rice		6	5	39	7.8	11	0		
T.Harris		3	2	41	20.5	37	0			T.Kelce		3	2	21	10.5	17	0		
K.Lambert-Smith		1	1	16	16.0	16	1			X.Worthy		3	1	26	26.0	26	0		
K.Vidal		1	1	15	15.0	15	0			K.Hunt		1	1	8	8.0	8	0		
L.McConkey		2	1	7	7.0	7	0			T.Thornton		1	0	0	0.0	0	0		
O.Hampton		1	1	4	4.0	4	0												
S.Matlock		1	1	4	4.0	4	0												
O.Gadsden		1	0	0	0.0	0	0												
Total		14	10	103	10.3	37	1			Total		14	9	94	10.4	26	0		

[illegible]

## First Half Summary

## Play By Play

## First Quarter

12/14/2025

LAC wins the coin toss and elects to defer. KC elects to Receive, and LAC elects to defend the west goal.

C.Dicker kicks 59 yards from LAC 35 to KC 6. N.Remigio to KC 32 for 26 yards (R.Mickens).

**Kansas City Chiefs at 15:00, (1st play from scrimmage 14:56)**

1-10-KC 32 (14:56) I.Pacheco right tackle to KC 34 for 2 yards (T.Tuipulotu).

2-8-KC 34 (14:23) (Shotgun) B.Smith right end to KC 36 for 2 yards (D.Henley; K.Mack). KC-J.Moore was injured during the play.

*PENALTY on LAC-D.James, Low Block, 15 yards, enforced at KC 36.*

X1

Timeout at 14:17.

1-10-LAC 49 (14:06) (Shotgun) P.Mahomes pass short left to R.Rice to LAC 41 for 8 yards (D.Perryman; D.James).

2-2-LAC 41 (13:32) K.Hunt left guard to LAC 37 for 4 yards (D.James).

R2

1-10-LAC 37 (12:55) K.Hunt left end to LAC 36 for 1 yard (D.Perryman). \*\* Injury Update: KC-J.Moore has returned to the game.

2-9-LAC 36 (12:18) (Shotgun) P.Mahomes sacked at LAC 38 for -2 yards (T.Tuipulotu).

3-11-LAC 38 (11:37) (Shotgun) P.Mahomes pass short right to T.Kelce to LAC 21 for 17 yards (T.Jefferson; D.James).

P3

1-10-LAC 21 (10:53) (Shotgun) P.Mahomes pass short right to R.Rice to LAC 14 for 7 yards (T.Jefferson).

2-3-LAC 14 (10:14) (Shotgun) I.Pacheco left guard to LAC 8 for 6 yards (D.James; R.Mickens).

R4

1-8-LAC 8 (9:36) I.Pacheco left guard to LAC 12 for -4 yards (T.Tuipulotu, D.James).

2-12-LAC 12 **(8:59) (Shotgun) P.Mahomes scrambles up the middle for 12 yards, TOUCHDOWN.**

R5

H.Butker extra point is GOOD, Center-J.Winchester, Holder-M.Araiza.

Timeout at 08:52.

**LAC 0 KC 7, 11 plays, 68 yards, 1 penalty, 6:08 drive, 6:08 elapsed**

H.Butker kicks 58 yards from KC 35 to LAC 7. K.Lambert-Smith to LAC 29 for 22 yards (N.Williams).

**Los Angeles Chargers at 8:52, (1st play from scrimmage 8:46)**

1-10-LAC 29 (8:46) T.Penning reported in as eligible. K.Vidal left guard to LAC 37 for 8 yards (B.Cook).

2-2-LAC 37 (8:11) O.Hampton left tackle to LAC 40 for 3 yards (M.Danna; N.Bolton).

R1

1-10-LAC 40 (7:30) T.Penning reported in as eligible. O.Hampton right tackle to LAC 43 for 3 yards (N.Bolton; L.Chenal).

2-7-LAC 43 (6:50) (Shotgun) K.Vidal left end to 50 for 7 yards (N.Bolton).

R2

1-10-50 (6:06) K.Vidal left guard to KC 48 for 2 yards (N.Bolton; D.Tranquill).

*PENALTY on KC-C.Jones, Defensive Offside, 5 yards, enforced at 50 - No Play.*

1-5-KC 45 (5:45) T.Penning reported in as eligible. O.Hampton left guard to KC 45 for no gain (N.Bolton; D.Nnadi). KC-N.Bolton was injured during the play.

Timeout at 05:30.

2-5-KC 45 (5:18) J.Herbert pass short right to S.Matlock to KC 41 for 4 yards (C.Conner; D.Tranquill).

3-1-KC 41 (4:38) T.Penning reported in as eligible. O.Hampton right tackle to KC 39 for 2 yards (D.Tranquill; D.Nnadi).

R3

1-10-KC 39 (3:58) J.Herbert pass incomplete deep right to O.Gadsden [C.Jones].

2-10-KC 39 (3:53) (Shotgun) J.Herbert pass short left to K.Allen to KC 31 for 8 yards (J.Cochrane).

3-2-KC 31 (3:13) (Shotgun) O.Hampton left tackle to KC 30 for 1 yard (D.Tranquill; N.Williams).

4-1-KC 30 **(2:35) C.Dicker 49 yard field goal is GOOD, Center-J.Harris, Holder-J.Scott.**

Timeout at 02:30.

**LAC 3 KC 7, 11 plays, 41 yards, 1 penalty, 6:22 drive, 12:30 elapsed**

C.Dicker kicks 59 yards from LAC 35 to KC 6. N.Remigio to KC 32 for 26 yards (B.St-Juste).

**Kansas City Chiefs at 2:30, (1st play from scrimmage 2:24)**

1-10-KC 32 (2:24) (Shotgun) P.Mahomes pass short middle to T.Kelce to KC 36 for 4 yards (D.Perryman) [T.Tuipulotu].

2-6-KC 36 (1:47) (Shotgun) I.Pacheco right tackle to KC 34 for -2 yards (D.Hand).

3-8-KC 34 (1:08) (Shotgun) P.Mahomes pass incomplete short left to X.Worthy. KC-X.Worthy was injured during the play.

4-8-KC 34 (1:04) M.Araiza punts 57 yards to LAC 9, Center-J.Winchester, downed by KC-J.Hicks.

Timeout at 00:52.

**Los Angeles Chargers at 0:52**

1-10-LAC 9 (:52) (Shotgun) K.Vidal right end to LAC 16 for 7 yards (D.Tranquill). \*\* Injury Update: KC-N.Bolton has returned to the game.

*PENALTY on KC-N.Williams, Illegal Use of Hands, 5 yards, enforced at LAC 16.*

X4

1-10-LAC 21 (:21) A.Deculus reported in as eligible. K.Vidal left guard to LAC 23 for 2 yards (M.Pennel).

Los Angeles Chargers vs Kansas City Chiefs at GEHA Field at Arrowhead Stadium								
END OF QUARTER	Score	Time	First Downs				Efficiencies	
		Poss	R	P	X	T	3 Down	4 Down
Los Angeles Chargers	3	7:14	3	0	1	4	1/2	0/0
Kansas City Chiefs	7	7:46	3	1	1	5	1/2	0/0

## Second Quarter

12/14/2025

## Play By Play

Los Angeles Chargers continued.

- 2-8-LAC 23 (15:00) (Shotgun) J.Herbert pass short right to O.Hampton to LAC 27 for 4 yards (N.Bolton; L.Chenal).
- 3-4-LAC 27 (14:18) (Shotgun) J.Herbert sacked at LAC 25 for -2 yards (C.Omenihu).
- 4-6-LAC 25 (13:40) J.Scott punts 39 yards to KC 36, Center-J.Harris, fair catch by N.Remigio.

Timeout at 13:32.

## Kansas City Chiefs at 13:32

- 1-10-KC 36 (13:32) (Shotgun) P.Mahomes pass incomplete deep middle to T.Thornton (C.Hart).
- 2-10-KC 36 (13:26) (Shotgun) I.Pacheco left guard to KC 39 for 3 yards (R.Mickens). LAC-R.Mickens was injured during the play.

Timeout at 13:09.

- 3-7-KC 39 (12:54) (Shotgun) P.Mahomes sacked at KC 37 for -2 yards (T.Tuipulotu).
- 4-9-KC 37 (12:07) M.Araiza punts 42 yards to LAC 21, Center-J.Winchester, downed by KC-C.McDonald.

## Los Angeles Chargers at 11:54

- 1-10-LAC 21 (11:54) (Shotgun) T.Penning reported in as eligible. O.Hampton up the middle to LAC 20 for -1 yards (D.Tranquill).
- 2-11-LAC 20 (11:12) (Shotgun) J.Herbert pass incomplete short left to T.Harris.
- \*\* Injury Update: LAC-R.Mickens return is Questionable.**
- 3-11-LAC 20 (11:09) (Shotgun) J.Herbert pass short middle intended for L.McConkey INTERCEPTED by A.Gillotte [D.Tranquill] at LAC 33. A.Gillotte to LAC 19 for 14 yards (K.Vidal).

## Kansas City Chiefs at 10:59

- 1-10-LAC 19 (10:59) I.Pacheco right tackle to LAC 12 for 7 yards (J.Caldwell; T.Jefferson).
- 2-3-LAC 12 (10:17) I.Pacheco up the middle to LAC 10 for 2 yards (D.Perryman; D.James).
- 3-1-LAC 10 (9:39) E.Pole reported in as eligible. K.Hunt right guard to LAC 8 for 2 yards (D.Perryman; D.Hand).
- 1-8-LAC 8 (8:58) (Shotgun) B.Smith left end to LAC 9 for -1 yards (D.Perryman, M.Williams).
- 2-9-LAC 9 (8:20) (Shotgun) P.Mahomes pass incomplete short left to R.Rice.
- 3-9-LAC 9 (8:15) (Shotgun) P.Mahomes pass incomplete short right [T.Jefferson].
- 4-9-LAC 9 **(8:07) H.Butker 27 yard field goal is GOOD, Center-J.Winchester, Holder-M.Araiza.**

Timeout at 08:04.

LAC 3 KC 10, 7 plays, 10 yards, 2:55 drive, 6:56 elapsed

H.Butker kicks 59 yards from KC 35 to LAC 6. K.Lambert-Smith to LAC 24 for 18 yards (K.Knowles).

## Los Angeles Chargers at 8:04, (1st play from scrimmage 7:59)

- 1-10-LAC 24 (7:59) J.Herbert pass short right to T.Harris to LAC 28 for 4 yards (J.Watson).
- 2-6-LAC 28 (7:23) J.Herbert pass short left to K.Vidal to LAC 43 for 15 yards (D.Tranquill).
- 1-10-LAC 43 (6:36) K.Vidal right guard to LAC 43 for no gain (J.Watson; D.Tranquill).
- 2-10-LAC 43 (5:52) (Shotgun) J.Herbert pass short right to K.Allen to KC 49 for 8 yards (J.Watson).
- 3-2-KC 49 (5:13) (Shotgun) J.Herbert right end to KC 48 for 1 yard (D.Tranquill).
- Timeout #1 by KC at 04:34.
- 4-1-KC 48 (4:34) (Shotgun) J.Herbert pass incomplete short right to K.Allen (G.Karlaftis).
- PENALTY on KC-C.Jones, Defensive Offside, 5 yards, enforced at KC 48 - No Play.*
- 1-10-KC 43 (4:29) (Shotgun) J.Herbert sacked at KC 49 for -6 yards (J.Watson).
- 2-16-KC 49 (3:46) (Shotgun) J.Herbert pass incomplete short left [N.Bolton].
- 3-16-KC 49 (3:42) (Shotgun) J.Herbert pass short right to K.Allen to KC 42 for 7 yards. FUMBLES, recovered by LAC-O.Hampton at KC 49. O.Hampton to KC 47 for 2 yards (N.Bolton).
- 4-14-KC 47 (2:57) J.Scott punts 35 yards to KC 12, Center-J.Harris, fair catch by N.Remigio.
- PENALTY on KC-J.Williams, Offensive Holding, 6 yards, enforced at KC 12.*

Timeout at 02:50.

## Kansas City Chiefs at 2:50

- 1-10-KC 6 (2:50) (Shotgun) P.Mahomes pass short right to R.Rice to KC 13 for 7 yards (D.Henley). **\*\* Injury Update: KC-X.Worthy has returned to the game.**
- 2-3-KC 13 (2:13) K.Hunt right tackle to KC 12 for -1 yards (O.Oweh).

Two-Minute Warning

- 3-4-KC 12 (2:00) (Shotgun) P.Mahomes pass short right to R.Rice to KC 23 for 11 yards (D.James; D.Henley).
- 1-10-KC 23 (1:43) (No Huddle, Shotgun) P.Mahomes pass short left to X.Worthy ran ob at KC 27 for 4 yards (T.Still).  
The Replay Official reviewed the too many players on field ruling, and the play was REVERSED.  
(No Huddle, Shotgun) P.Mahomes pass short left to X.Worthy ran ob at KC 27 for 4 yards (T.Still).

R6

P5

X6

P7



**Los Angeles Chargers vs Kansas City Chiefs at GEHA Field at Arrowhead Stadium**

*PENALTY on LAC, Defensive Too Many Men on Field, 5 yards, enforced at KC 23 - No Play.*

1-5-KC 28	(1:36) (Shotgun) P.Mahomes pass short right to K.Hunt to KC 36 for 8 yards (D.James; M.Williams). KC-J.Moore was injured during the play. Timeout #2 by KC at 01:24.	P8
<u>1-10-KC 36</u>	(1:24) (Shotgun) P.Mahomes scrambles up the middle to KC 39 for 3 yards (O.Oweh).	
2-7-KC 39	(1:03) (No Huddle, Shotgun) P.Mahomes pass short left to X.Worthy pushed ob at LAC 35 for 26 yards (T.Still).	P9
<u>1-10-LAC 35</u>	(:56) (Shotgun) P.Mahomes pass incomplete short left to T.Kelce [T.Tuipulotu].	
2-10-LAC 35	(:52) (Shotgun) P.Mahomes pass short right to R.Rice pushed ob at LAC 29 for 6 yards (B.St-Juste).	
3-4-LAC 29	(:48) (Shotgun) P.Mahomes pass incomplete deep left to X.Worthy.	
4-4-LAC 29	<b>(:42) H.Butker 47 yard field goal is GOOD, Center-J.Winchester, Holder-M.Araiza.</b>	

**LAC 3 KC 13, 10 plays, 65 yards, 1 penalty, 2:12 drive, 14:22 elapsed**

H.Butker kicks 59 yards from KC 35 to LAC 6. K.Lambert-Smith to LAC 40 for 34 yards (H.Butker).

**Los Angeles Chargers at 0:38, (1st play from scrimmage 0:33)**

1-10-LAC 40	(:33) (Shotgun) J.Herbert pass incomplete short right to K.Allen.	
2-10-LAC 40	(:28) (Shotgun) J.Herbert pass deep left to T.Harris to KC 23 for 37 yards (N.Williams) [C.Jones]. LAC-T.Harris was injured during the play. The Replay Official reviewed the pass completion ruling, and the play was Upheld. The ruling on the field stands. Timeout #1 by LAC at 00:21.	P7
<u>1-10-KC 23</u>	(:21) (Shotgun) J.Herbert pass incomplete short right [C.Omenihu].	
2-10-KC 23	(:16) (Shotgun) J.Herbert pass short right to L.McConkey pushed ob at KC 16 for 7 yards (B.Cook).	
3-3-KC 16	<b>(:11) (Shotgun) J.Herbert pass deep left to K.Lambert-Smith for 16 yards, TOUCHDOWN.</b> Timeout #2 by LAC at 00:05. C.Dicker extra point is GOOD, Center-J.Harris, Holder-J.Scott.	P8

**LAC 10 KC 13, 5 plays, 60 yards, 0:33 drive, 14:55 elapsed**

C.Dicker kicks 56 yards from LAC 35 to KC 9. T.Thornton to KC 37 for 28 yards (K.Williamson).

**END OF QUARTER**

	Score	Time Poss	First Downs				Efficiencies	
			R	P	X	T	3 Down	4 Down
Los Angeles Chargers	10	8:10	0	3	1	4	1/5	0/0
Kansas City Chiefs	13	6:50	1	3	0	4	2/5	0/0

## Play By Play

## Third Quarter

12/14/2025

LAC elects to Receive, and KC elects to defend the East goal.

H.Butker kicks 55 yards from KC 35 to LAC 10. K.Lambert-Smith to LAC 29 for 19 yards (C.Conner).

## Los Angeles Chargers at 15:00, (1st play from scrimmage 14:56)

1-10-LAC 29	(14:56) T.Penning reported in as eligible. J.Herbert pass incomplete deep left to O.Gadsden. ** Injury Update: LAC-T.Harris has returned to the game. <i>PENALTY on KC-N.Williams, Defensive Holding, 5 yards, enforced at LAC 29 - No Play.</i>	X9
<u>1-10-LAC 34</u>	(14:51) (Shotgun) K.Vidal up the middle to LAC 40 for 6 yards (C.Conner).	
2-4-LAC 40	(14:09) (Shotgun) J.Herbert pass short right to K.Allen ran ob at KC 48 for 12 yards (B.Cook).	P10
<u>1-10-KC 48</u>	(13:32) (Shotgun) K.Vidal left end to KC 44 for 4 yards (N.Williams). <i>PENALTY on LAC-J.Salyer, Offensive Holding, 10 yards, enforced at KC 48 - No Play.</i>	
1-20-LAC 42	(13:13) (Shotgun) J.Herbert pass short left to L.McConkey to KC 45 for 13 yards (C.Conner).	
2-7-KC 45	(12:34) O.Hampton right tackle to KC 40 for 5 yards (D.Tranquill; B.Cook). KC-K.Knowles was injured during the play.	
3-2-KC 40	(12:06) (Shotgun) O.Hampton right end to KC 36 for 4 yards (J.Hicks).	R11
<u>1-10-KC 36</u>	(11:24) J.Herbert pass short right to S.Matlock to KC 31 for 5 yards (N.Bolton). KC-N.Bolton was injured during the play.	
2-5-KC 31	(10:47) J.Herbert pass deep middle to O.Gadsden to KC 4 for 27 yards (D.Tranquill). KC-C.Jones was injured during the play.	P12

Timeout at 10:32.

<u>1-4-KC 4</u>	(10:21) T.Penning reported in as eligible. O.Hampton right tackle to KC 5 for -1 yards (G.Karlaftis). KC-J.Watson was injured during the play. ** Injury Update: KC-N.Bolton has returned to the game.	
2-5-KC 5	(9:46) T.Penning reported in as eligible. J.Herbert pass incomplete short left to T.Penning.	
3-5-KC 5	(9:40) (Shotgun) J.Herbert sacked at KC 5 for 0 yards (sack split by C.Omenihu and L.Chenal).	
4-5-KC 5	<b>(8:58) C.Dicker 23 yard field goal is GOOD, Center-J.Harris, Holder-J.Scott. ** Injury Update: KC-K.Knowles has returned to the game.</b>	

Timeout at 08:55.

LAC 13 KC 13, 11 plays, 66 yards, 1 penalty, 6:05 drive, 6:05 elapsed
---

C.Dicker kicks 62 yards from LAC 35 to KC 3. N.Remigio to KC 29 for 26 yards (T.Jefferson).

## Kansas City Chiefs at 8:55, (1st play from scrimmage 8:50)

1-10-KC 29	(8:50) (Shotgun) P.Mahomes pass incomplete short right to R.Rice (D.James).	
2-10-KC 29	(8:45) (Shotgun) P.Mahomes pass incomplete short right to R.Rice.	
3-10-KC 29	(8:41) (Shotgun) P.Mahomes sacked at KC 18 for -11 yards (O.Oweh).	
4-21-KC 18	(8:01) M.Araiza punts 50 yards to LAC 32, Center-J.Winchester, fair catch by L.McConkey.	

Timeout at 07:53.

## Los Angeles Chargers at 7:53

1-10-LAC 32	(7:53) T.Penning reported in as eligible. K.Vidal left end to LAC 35 for 3 yards (C.Conner). ** Injury Update: KC-J.Watson has returned to the game.	
2-7-LAC 35	(7:12) (Shotgun) J.Herbert pass short left to O.Gadsden to LAC 46 for 11 yards (D.Tranquill).	P13
<u>1-10-LAC 46</u>	(6:29) (Shotgun) K.Vidal left end to LAC 47 for 1 yard (D.Tranquill).	
2-9-LAC 47	(5:49) (Shotgun) K.Vidal up the middle to LAC 45 for -2 yards (C.Conner, A.Gillotte).	
3-11-LAC 45	(5:08) (Shotgun) J.Herbert pass incomplete short middle to T.Harris (K.Knowles). ** Injury Update: KC-C.Jones has returned to the game.	
4-11-LAC 45	<i>(5:03) (Punt formation) PENALTY on LAC-K.Lambert-Smith, False Start, 5 yards, enforced at LAC 45 - No Play.</i>	
4-16-LAC 40	(5:03) J.Scott punts 48 yards to KC 12, Center-J.Harris, fair catch by N.Remigio.	

Timeout at 04:55.

## Kansas City Chiefs at 4:55

1-10-KC 12	(4:55) I.Pacheco right tackle to KC 17 for 5 yards (T.Tart; D.Perryman).	
2-5-KC 17	(4:21) I.Pacheco left tackle to KC 19 for 2 yards (T.Tart).	
3-3-KC 19	(3:42) (Shotgun) P.Mahomes pass incomplete short right to R.Rice (T.Jefferson). KC-R.Rice was injured during the play.	

Timeout at 03:38.

4-3-KC 19	(3:38) M.Araiza punts 41 yards to LAC 40, Center-J.Winchester, fair catch by L.McConkey.	
-----------	--	--

## Los Angeles Chargers at 3:31

1-10-LAC 40	(3:31) (Shotgun) O.Hampton left tackle pushed ob at KC 34 for 26 yards (D.Tranquill).	R14
<u>1-10-KC 34</u>	(2:51) T.Penning reported in as eligible. O.Hampton up the middle to KC 29 for 5 yards (N.Bolton).	
2-5-KC 29	(2:12) K.Vidal up the middle to KC 30 for -1 yards (N.Bolton).	
3-6-KC 30	(1:31) (Shotgun) J.Herbert sacked at KC 31 for -1 yards (sack split by J.Hicks and A.Gillotte).	
4-7-KC 31	<b>(:57) C.Dicker 49 yard field goal is GOOD, Center-J.Harris, Holder-J.Scott.</b>	

Los Angeles Chargers vs Kansas City Chiefs at GEHA Field at Arrowhead Stadium

LAC 16 KC 13, 5 plays, 29 yards, 2:40 drive, 14:09 elapsed

C.Dicker kicks 55 yards from LAC 35 to KC 10. N.Remigio to KC 34 for 24 yards (D.Phillips; K.Williamson).

Kansas City Chiefs at 0:51, (1st play from scrimmage 0:44)

- 1-10-KC 34 (:44) I.Pacheco right end to KC 36 for 2 yards (D.Hand).
- 2-8-KC 36 (:04) (Shotgun) P.Mahomes pass short middle to T.Kelce to KC 44 for 8 yards (D.Perryman). \*\* Injury Update: KC-R.Rice has returned to the game.
- P10

END OF QUARTER	Time		First Downs				Efficiencies	
	Score	Poss	R	P	X	T	3 Down	4 Down
Los Angeles Chargers	16	11:43	2	3	1	6	1/4	0/0
Kansas City Chiefs	13	3:17	0	1	0	1	0/2	0/0

## Play By Play

## Fourth Quarter

12/14/2025

Kansas City Chiefs continued.

<u>1-10-KC 44</u>	(15:00) (Shotgun) P.Mahomes sacked at KC 38 for -6 yards (O.Oweh).	
2-16-KC 38	(14:16) (Shotgun) P.Mahomes pass incomplete short left.	
	<i>Penalty on KC-C.Humphrey, Offensive Holding, declined.</i>	
	<i>Penalty on KC-K.Suamataia, Ineligible Downfield Pass, declined.</i>	
3-16-KC 38	(14:10) (Shotgun) P.Mahomes pass deep right to T.Thornton to LAC 31 for 31 yards (C.Hart).	
	<i>PENALTY on KC-J.Smith-Schuster, Illegal Blindside Block, 15 yards, enforced at LAC 36.</i>	
3-5-KC 49	(13:46) (Shotgun) P.Mahomes pass deep middle to T.Thornton to LAC 30 for 21 yards (T.Jefferson) [K.Mack]. KC-T.Thornton was injured during the play.	P11
	<i>PENALTY on LAC-T.Jefferson, Disqualification, 15 yards, enforced at LAC 30.</i>	X12
<u>1-10-LAC 15</u>	(13:31) P.Mahomes pass incomplete short middle to J.Smith-Schuster.	
2-10-LAC 15	(13:26) I.Pacheco right tackle to LAC 17 for -2 yards (D.Hand, K.Mack).	
3-12-LAC 17	(12:47) (Shotgun) P.Mahomes pass deep right intended for K.Hunt INTERCEPTED by D.Henley at LAC 1. D.Henley to LAC 1 for no gain (K.Hunt).	

Timeout at 12:41.

## Los Angeles Chargers at 12:41

1-10-LAC 1	(12:41) T.Penning reported in as eligible. J.Herbert pass short right to O.Gadsden to LAC 15 for 14 yards (B.Cook).	P15
	<b>** Injury Update: KC-J.Moore return is Questionable.</b>	
1-10-LAC 15	(12:01) T.Penning reported in as eligible. K.Vidal up the middle to LAC 17 for 2 yards (A.Gillotte; D.Tranquill).	
2-8-LAC 17	(11:18) (Shotgun) J.Herbert pass short left to K.Allen to LAC 25 for 8 yards (N.Williams).	P16
<u>1-10-LAC 25</u>	(10:36) T.Penning reported in as eligible. O.Hampton right tackle to LAC 28 for 3 yards (M.Pennel).	
2-7-LAC 28	(9:53) O.Hampton right end to LAC 33 for 5 yards (K.Knowles; B.Cook).	
3-2-LAC 33	(9:09) (Shotgun) J.Herbert pass short left to O.Gadsden ran ob at LAC 42 for 9 yards (B.Cook).	P17
<u>1-10-LAC 42</u>	(8:29) K.Vidal left end to LAC 42 for no gain (C.Omenihu; N.Bolton).	
2-10-LAC 42	(7:47) (Shotgun) J.Herbert pass short middle to T.Harris to 50 for 8 yards (K.Knowles).	
3-2-50	(7:06) (Shotgun) O.Hampton left tackle to KC 47 for 3 yards (G.Karlaftis).	R18
<u>1-10-KC 47</u>	(6:25) (Shotgun) T.Penning reported in as eligible. O.Hampton right tackle to KC 44 for 3 yards (G.Karlaftis; N.Bolton).	
2-7-KC 44	(5:41) (Shotgun) J.Herbert pass incomplete short left to K.Allen (B.Cook).	
3-7-KC 44	(5:36) (Shotgun) J.Herbert pass incomplete short right [G.Karlaftis].	
4-7-KC 44	(5:29) J.Scott punts 28 yards to KC 16, Center-J.Harris. N.Remigio to KC 18 for 2 yards (K.Williamson; J.Harris).	
	<i>PENALTY on KC-N.Williams, Offensive Holding, 8 yards, enforced at KC 16.</i>	

Timeout at 05:20.

## Kansas City Chiefs at 5:20

1-10-KC 8	(5:20) (Shotgun) P.Mahomes pass short middle to T.Kelce to KC 19 for 11 yards (D.James).	P13
<u>1-10-KC 19</u>	(4:45) (Shotgun) P.Mahomes pass short left to X.Worthy to KC 28 for 9 yards (D.Jackson).	
2-1-KC 28	(4:04) (Shotgun) K.Hunt left guard to KC 32 for 4 yards (J.Caldwell).	R14
<u>1-10-KC 32</u>	(3:34) (Shotgun) P.Mahomes pass short left to T.Kelce to KC 43 for 11 yards (T.Dye).	P15
<u>1-10-KC 43</u>	(2:58) P.Mahomes sacked at KC 43 for 0 yards (K.Mack).	
2-10-KC 43	(2:51) (Shotgun) P.Mahomes pass short right to R.Rice to LAC 48 for 9 yards (D.James; B.St-Juste).	
3-1-LAC 48	(2:07) (Shotgun) K.Hunt right guard to LAC 46 for 2 yards (J.Eboigbe; D.Perryman).	R16

Two-Minute Warning

<u>1-10-LAC 46</u>	(2:00) P.Mahomes pass incomplete short right [D.Hand]. KC-P.Mahomes was injured during the play.	
	<i>PENALTY on KC-C.Godrick, Offensive Holding, 10 yards, enforced at LAC 46 - No Play.</i>	
	Timeout #1 by KC at 01:53.	
1-20-KC 44	(1:53) (Shotgun) G.Minshaw pass short right to T.Kelce to LAC 45 for 11 yards (D.Henley; C.Hart).	
2-9-LAC 45	(1:18) (Shotgun) G.Minshaw pass short left to R.Rice to LAC 42 for 3 yards (M.Williams).	
3-6-LAC 42	(:37) (Shotgun) G.Minshaw pass short left to T.Kelce to LAC 34 for 8 yards (M.Williams).	P17
	Timeout #2 by KC at 00:27.	
<u>1-10-LAC 34</u>	(:27) (Shotgun) G.Minshaw pass incomplete short right.	
2-10-LAC 34	(:20) (Shotgun) <i>PENALTY on KC, Delay of Game, 5 yards, enforced at LAC 34 - No Play.</i>	
2-15-LAC 39	(:20) (Shotgun) G.Minshaw pass deep left intended for T.Kelce INTERCEPTED by D.James at LAC 18. D.James to LAC 18 for no gain (T.Kelce).	

Los Angeles Chargers vs Kansas City Chiefs at GEHA Field at Arrowhead Stadium

Los Angeles Chargers at 0:14

1-10-LAC 18 (:14) J.Herbert kneels to LAC 17 for -1 yards.

END OF QUARTER

	Score	Time Poss	First Downs				Efficiencies	
			R	P	X	T	3 Down	4 Down
Los Angeles Chargers	16	7:35	1	3	0	4	2/3	0/0
Kansas City Chiefs	13	7:25	2	4	1	7	3/4	0/0

# Miscellaneous Statistics Report

Los Angeles Chargers vs Kansas City Chiefs  
12/14/2025 at GEHA Field at Arrowhead Stadium

## Ten Longest Plays for Los Angeles Chargers

Yards	Qtr	Play Start	Play Description
37	2	2-10-LAC 40	(:28) (Shotgun) J.Herbert pass deep left to T.Harris to KC 23 for 37 yards (N.Williams) [C.Jones]. LAC-T.Harris was injured during the play. The Replay Official reviewed the pass completion ruling, and the play was Upheld. The ruling on the field stands.
27	3	2-5-KC 31	(10:47) J.Herbert pass deep middle to O.Gadsden to KC 4 for 27 yards (D.Tranquill). KC-C.Jones was injured during the play.
26	3	1-10-LAC 40	(3:31) (Shotgun) O.Hampton left tackle pushed ob at KC 34 for 26 yards (D.Tranquill).
16	2	3-3-KC 16	(:11) (Shotgun) J.Herbert pass deep left to K.Lambert-Smith for 16 yards, TOUCHDOWN.
15	2	2-6-LAC 28	(7:23) J.Herbert pass short left to K.Vidal to LAC 43 for 15 yards (D.Tranquill).
14	4	1-10-LAC 1	(12:41) T.Penning reported in as eligible. J.Herbert pass short right to O.Gadsden to LAC 15 for 14 yards (B.Cook).
13	3	1-20-LAC 42	(13:13) (Shotgun) J.Herbert pass short left to L.McConkey to KC 45 for 13 yards (C.Conner).
12	1	1-10-LAC 9	(:52) (Shotgun) K.Vidal right end to LAC 16 for 7 yards (D.Tranquill). ** Injury Update: KC-N.Bolton has returned to the game. PENALTY on KC-N.Williams, Illegal Use of Hands, 5 yards, enforced at LAC 16.
12	3	2-4-LAC 40	(14:09) (Shotgun) J.Herbert pass short right to K.Allen ran ob at KC 48 for 12 yards (B.Cook).
11	3	2-7-LAC 35	(7:12) (Shotgun) J.Herbert pass short left to O.Gadsden to LAC 46 for 11 yards (D.Tranquill).

## Ten Longest Plays for Kansas City Chiefs

Yards	Qtr	Play Start	Play Description
36	4	3-5-KC 49	(13:46) (Shotgun) P.Mahomes pass deep middle to T.Thornton to LAC 30 for 21 yards (T.Jefferson) [K.Mack]. KC-T.Thornton
26	2	2-7-KC 39	(1:03) (No Huddle, Shotgun) P.Mahomes pass short left to X.Worthy pushed ob at LAC 35 for 26 yards (T.Still).
17	1	2-8-KC 34	(14:23) (Shotgun) B.Smith right end to KC 36 for 2 yards (D.Henley; K.Mack). KC-J.Moore was injured during the play.
17	1	3-11-LAC 38	(11:37) (Shotgun) P.Mahomes pass short right to T.Kelce to LAC 21 for 17 yards (T.Jefferson; D.James).
12	1	2-12-LAC 12	(8:59) (Shotgun) P.Mahomes scrambles up the middle for 12 yards, TOUCHDOWN.
11	2	3-4-KC 12	(2:00) (Shotgun) P.Mahomes pass short right to R.Rice to KC 23 for 11 yards (D.James; D.Henley).
11	4	3-16-KC 38	(14:10) (Shotgun) P.Mahomes pass deep right to T.Thornton to LAC 31 for 31 yards (C.Hart).
11	4	1-10-KC 8	(5:20) (Shotgun) P.Mahomes pass short middle to T.Kelce to KC 19 for 11 yards (D.James).
11	4	1-10-KC 32	(3:34) (Shotgun) P.Mahomes pass short left to T.Kelce to KC 43 for 11 yards (T.Dye).
11	4	1-20-KC 44	(1:53) (Shotgun) G.Minshew pass short right to T.Kelce to LAC 45 for 11 yards (D.Henley; C.Hart).

## Touchdown Scoring Information

		Offense	Defense	Special Teams
VISITOR	Los Angeles Chargers	1	0	0
HOME	Kansas City Chiefs	1	0	0

## Player Scoring Information

Club	Player	TD	Rush TD	Rec TD	KO TD	Punt TD	Int TD	Fum TD	Misc TD	FG	XP	2Pt Rush	2Pt Rec	Sfty	Points
LAC	C.Dicker	0	0	0	0	0	0	0	0	3	1	0	0	0	10
LAC	K.Lambert-Smith	0	0	1	0	0	0	0	0	0	0	0	0	0	6
KC	H.Butker	0	0	0	0	0	0	0	0	2	1	0	0	0	7
KC	P.Mahomes	0	1	0	0	0	0	0	0	0	0	0	0	0	6

## Possession Detail

	First Half		Second Half		Game	
	Visitor	Home	Visitor	Home	Visitor	Home
Largest Lead	0	10	3	0	3	10
Drives Leading	0	5	2	0	2	5
Time of Possession Leading	0:00	8:28	7:35	0:00	7:35	8:28
Largest Deficit	-10	0	0	-3	-10	-3
Drives Trailing	5	0	1	2	6	2
Time of Possession Trailing	15:24	0:00	6:05	8:16	21:29	8:16
Times Score Tied Up		0		1		1
Lead Changes		1		1		2

# Playtime Percentage

Percent of playtime per player on offense, defense and special teams (Unofficial)

Los Angeles Chargers						Kansas City Chiefs					
		Offense	Defense	Special Teams				Offense	Defense	Special Teams	
J.Salyer	OL	66 100%		4	17%	C.Humphrey	C	61 100%		3	12%
Z.Johnson	G	66 100%		4	17%	K.Suamataia	T	61 100%		3	12%
B.Hart	T	66 100%		2	8%	M.Caliendo	OL	61 100%		3	12%
B.Bozeman	C	66 100%				E.Pole	OL	60 98%		3	12%
J.Herbert	QB	66 100%				T.Kelce	TE	60 98%			
T.Harris	WR	56 85%		1	4%	P.Mahomes	QB	56 92%			
M.Becton	G	53 80%		4	17%	R.Rice	WR	52 85%			
L.McConkey	WR	49 74%		4	17%	X.Worthy	WR	41 67%			
K.Vidal	RB	42 64%		4	17%	C.Godrick	T	35 57%		1	4%
S.Matlock	FB/ DL	36 55%		8	33%	J.Smith-Schuster	WR	32 52%			
O.Gadsden	TE	34 52%		6	25%	T.Thornton	WR	31 51%		1	4%
T.Penning	T	31 47%		4	17%	K.Hunt	RB	30 49%			
K.Allen	WR	28 42%				I.Pacheco	RB	28 46%			
O.Hampton	RB	24 36%				J.Moore	OL	26 43%		2	8%
W.Dissly	TE	21 32%		10	42%	N.Gray	TE	23 38%		9	38%
K.Lambert-Smith	WR	21 32%		7	29%	G.Minshew	QB	5 8%			
A.Deculus	T	1 2%		4	17%	R.Tonyan	TE	3 5%		5	21%
D.James	S		61 100%			B.Smith	RB	3 5%			
D.Henley	LB		60 98%			H.Nourzad	OL	2 3%		3	12%
C.Hart	CB		55 90%	9	38%	N.Remigio	WR	1 2%		9	38%
K.Mack	LB		50 82%			N.Williams	DB		66 100%	17	71%
T.Tuipulotu	LB		49 80%	7	29%	C.Conner	DB		66 100%	4	17%
T.Still	CB		48 79%			B.Cook	S		66 100%	4	17%
T.Jefferson	S		43 70%	4	17%	J.Watson	CB		64 97%		
M.Williams	S		43 70%	1	4%	D.Tranquill	LB		62 94%	4	17%
D.Jackson	CB		37 61%			N.Bolton	LB		60 91%	3	12%
D.Hand	DL		36 59%	3	12%	G.Karlaftis	DE		52 79%	4	17%
O.Oweh	LB		33 54%			C.Jones	DT		42 64%		
D.Perryman	LB		31 51%			L.Chenal	LB		37 56%	21	88%
T.Tart	DL		30 49%			A.Gillotte	DE		33 50%	6	25%
T.Dye	LB		20 33%	20	83%	C.Omenihu	DE		33 50%		
J.Caldwell	DT		20 33%	3	12%	K.Knowles	DB		29 44%	21	88%
B.St-Juste	CB		17 28%	17	71%	D.Nnadi	DT		28 42%	4	17%
J.Eboigbe	DL		14 23%	7	29%	J.Tillery	DL		26 39%	4	17%
R.Mickens	S		13 21%	3	12%	M.Danna	DE		24 36%	4	17%
B.Dupree	LB		6 10%	5	21%	M.Pennel	NT		19 29%		
O.Ogbonnia	DL		4 7%	3	12%	J.Cochrane	LB		6 9%	21	88%
D.Leonard	DB		1 2%	20	83%	M.Edwards	S		6 9%	8	33%
D.Phillips	LB			20	83%	J.Hicks	DB		5 8%	21	88%
M.Wax	LB			20	83%	K.Fulton	CB		2 3%		
K.Williamson	S			17	71%	C.McDonald	LB			18	75%
H.Haskins	RB			13	54%	J.Bassa	LB			17	71%
C.Dicker	K			9	38%	J.Williams	CB			17	71%
J.Harris	LS			8	33%	J.Winchester	LS			7	29%
J.Scott	P			8	33%						



A.James	C	4	17%	M.Araiza	P	7	29%
				H.Butker	K	7	29%
				C.Hanson	OL	3	12%



# ***FEATURE STORIES***



# TABLE OF CONTENTS



Los Angeles Chargers .....	3
Former Chargers tight end Antonio Gates voted into Pro Football Hall of Fame .....	3
Chargers to host Week 1 game in São Paulo, Brazil.....	3
NFL's Global Markets Program adds four new clubs, two new markets in 2025.....	4
Joe Hortiz .....	5
'Let the draft come to you': Chargers' free-agency haul informed their NFL draft needs .....	5
Jim Harbaugh .....	6
Chargers' Jim Harbaugh says he had hip replacement, heart procedure during offseason .....	6
The many quirks of Jim Harbaugh: From saving a life to saving his pants .....	6
Jim Harbaugh's coaching evolution, from NCAA to the NFL .....	8
Jesse Minter .....	10
The making of Chargers DC Jesse Minter: 'He always wanted to be one step ahead' .....	10
Devin Woodhouse.....	14
Chargers vs. Chiefs a family affair with Andy Reid's son-in-law in L.A.'s corner.....	14
Keenan Allen .....	15
Chargers torment Aaron Rodgers in win over Steelers on Keenan Allen's record night .....	15
Ageless Keenan Allen on the verge of an incredible feat for Chargers .....	15
Why Keenan Allen's return to Chargers has been team's best offseason move.....	16
Keenan Allen is back: Why Chargers signed him now, and how he fits into WR room .....	17
Keenan Allen's journey back home to the Chargers .....	18
Joe Alt .....	20
Chargers' Justin Herbert on Joe Alt TD celebration: 'We're both just big kids' .....	20
Cameron Dicker.....	21
Chargers' Cameron Dicker at the forefront of a redefining era for NFL kickers.....	21
Justin Eboigbe .....	22
With a heavy heart, Justin Eboigbe delivers career game for Chargers .....	22
Oronde Gadsden II .....	23
Chargers' early riser Oronde Gadsden II making a good first impression.....	23
Omarion Hampton.....	24
The Inside Story of How the Chargers Drafted Omarion Hampton .....	24
Daiyan Henley .....	28
Chargers rally around Daiyan Henley in win over Titans, 2 days after his brother was killed .....	28
Can Daiyan Henley be a key to Chargers' Super Bowl push? .....	28
Justin Herbert .....	30
'You gotta move on': Chargers' Justin Herbert focusing on future, not playoff failure .....	30
Donte Jackson .....	31
Chargers CB Donte Jackson is having his best season yet .....	31
Tony Jefferson .....	32
Jim Harbaugh praises Tony Jefferson's leadership as Chargers bolster defense.....	32
From scout to difference-maker: Chargers' Tony Jefferson making the most of his unretirement.....	32
Quentin Johnston.....	34
He Was the NFL's Laughingstock. Now He's Its Breakout Star.....	34
Chargers' Quentin Johnston looks to use past struggles as fuel in 2025.....	34
Khalil Mack .....	36
Khalil Mack 'couldn't give up on that dream' of winning with the Chargers.....	36
Ladd McConkey.....	37
How the Chargers' 'uncoverable' Ladd McConkey is poised to reach greater heights in Year 2.....	37
Odafe Oweh.....	38

Odafe Oweh has unlocked the Chargers' pass rush: 'I'm coming into my prime' .....	38
Jamaree Salyer.....	39
Chargers training camp, Day 10: Jamaree Salyer working with first team after weight-loss 'journey' .....	39
Tuli Tuipulotu .....	40
Tuli Tuipulotu has arrived for the Chargers, right when they needed him most .....	40
With 10 sacks and growing leadership, Chargers OLB Tuli Tuipulotu elevating all aspects of his game .....	40

# Los Angeles Chargers

## Former Chargers tight end Antonio Gates voted into Pro Football Hall of Fame

By Josh Dubow  
Associated Press  
February 7, 2025

NEW ORLEANS — Former Chargers tight end Antonio Gates was voted into the Pro Football Hall of Fame in the smallest induction class in 20 years following offseason rule changes meant to make it harder to get inducted.

Gates, elected in his second year of eligibility, will be joined by defensive end Jared Allen, cornerback Eric Allen and wide receiver Sterling Sharpe.

Gates spent his entire 16-year career with the Chargers, becoming one of the best at his position with 116 touchdown catches. Gates played only basketball in college at Kent State, but the undrafted free agent and former power forward became the Chargers' franchise leader in receptions, yards receiving, and touchdown catches and was selected to eight Pro Bowls.

"The opportunity I got speaks volumes of how (the Chargers) believed in me," Gates said. "I'm happy it all paid off."

Gates, who has served as the Chargers' legends ambassador since retiring in 2018, was introduced in New Orleans' Saenger Theatre by his former Chargers teammate and fellow Hall of Famer, LaDainian Tomlinson.

"It's really so hard to describe in words," Gates told reporters after the announcement. "I'm so happy. It's like a world of weight off my shoulders. I finally made it. I finally reached the pinnacle of sports."

He became an All-Pro in just his second season in 2004. He was an All-Pro again the next two seasons and went on to have a 16-year career with the Chargers. Gates finished with 955 catches for 11,841 yards and an NFL record for tight ends with his 116 touchdown catches. He ranks seventh all-time in touchdown receptions.

Gates transferred to Kent State after Nick Saban, then the football coach at Michigan State, discouraged him from playing both sports for the Spartans. Gates helped the Golden Flashes reach the Elite Eight of the NCAA Tournament as a junior. He earned Associated Press All-American honorable mention accolades as a senior, averaging 20.6 points and 7.7 rebounds per game, but NFL scouts kept tabs on him and the rest is history.

"Antonio is an amazing human being who also happens to be one of the greatest players in NFL history. I'm thrilled to see him get the recognition he so deeply deserves," Chargers owner Dean Spanos said in a statement on the team's website. "To accomplish what Antonio has, never having played college football and going undrafted, is a testament to perseverance, hard work and maximizing your God-given ability. ... He redefined the tight end position in a way no one has since Kellen Winslow, and I can't wait to see him put on that gold jacket for the first time this summer in Canton."

Gates will be the 12th Charger to be enshrined, joining wide receivers Lance Alworth and Charline Joiner, offensive tackle Ron Mix, coaches Sid Gillman and Don Coryell, quarterback Dan Fouts, tight end Kellen Winslow, defensive end Fred Dean, linebacker Junior Seau, Tomlinson (running back) and executive Bobby Beathard.

Sharpe got in as a seniors candidate in voting announced Thursday night at the NFL Honors and will join younger brother Shannon as the first siblings ever inducted into the Hall. Two-time Super Bowl MVP Eli Manning fell short and won't join older brother Peyton in Canton, Ohio, this year. Neither will former Rams receiver Torrey Holt, who was a finalist for the sixth consecutive year.

Shannon delivered the news directly to Sterling, and they will be together forever at the Hall after the induction ceremony on Aug. 2.

"I don't think that has really set in yet," Sterling Sharpe said. "It's one of those situations where the closer it gets to having the same color jacket he has and standing in same place he stood and being able to have a conv about the journey to get there I think it will set in. But right now it hasn't hit home yet."

While the small class is a change from past years when at least seven people got inducted in each of the previous 12 classes, it isn't unprecedented.

There were only four inductees in the 2005 class and there were 18 other years with three or four inductees since the first class of 17 was enshrined in 1963.

"You almost appreciate it more," Jared Allen said. "Nothing comes easy. When I found out it was only four, it became more special. There's a true emphasis on what it means to be a Hall of Famer. Clearly we fit that. For me, it was kind of a sigh of relief."

New rules were instituted this year after a push by Hall of Famers to make the Hall more exclusive, and that led directly to the smaller class. The modern era candidates were voted from 15 down to seven in the final stage, instead of five in past years.

The 49 voters then got to vote for five of the seven with anyone reaching 80% or finishing in the top three getting into the Hall. In past years, the five finalists all got an up-or-down vote with all five getting in for the past 17 years.

The candidates from the seniors, coach and contributor categories were then all placed in a group with voters picking three. Candidates also needed 80% support with the top finisher automatically getting in even if he fell short.

Hall of Fame spokesman Rich Desrosiers said no decision was made on whether to keep this system in place for 2026 but said one year might be too soon to draw any conclusions.

Jared Allen was a four-time All-Pro who finished his career with 136 sacks, including a league-leading 22 in 2011 for Minnesota. He also led the league in sacks with 15½ for Kansas City in 2007 and reached double digits in seven straight seasons. His final game was a Super Bowl loss for Carolina against Denver in the 2015 season.

Eric Allen starred for 14 seasons as a top cornerback in the NFL and never had to move to safety as he aged. Allen's career spanned from the "Fog Bowl" game in 1988 when he starred for Philadelphia as a rookie to the "Tuck Rule" game in the 2001 season for Oakland in his final game.

Allen finished with 54 interceptions, including eight returned for touchdowns. He was a first-team All-Pro in 1989 and had two other seasons as a second-team selection.

He got in on his 19th year of eligibility.

"Rarely does life play out like you want it to," Eric Allen said. "There's always some curves and bends. But time always reveals the truth. ... It took maybe time for people to see the complexity of my situation."

Sharpe had a short but productive career for the Green Bay Packers from 1988-94. His best season came in 1992, when he became the sixth player to win the receiving triple crown, setting an NFL record with 108 catches for 1,461 yards and 13 touchdowns.

He broke his own record with 112 catches in 1993 and led the NFL with 18 touchdown receptions in his final season, 1994, before a neck injury cut his career short.

Sharpe was a three-time All-Pro and had 595 catches for 8,134 yards and 65 TDs. He trailed only Jerry Rice over his seven-year career in receptions and TD catches.

The Sharpe brothers will join three father-son tandems in the Hall: Tim and Wellington Mara; Art Rooney Sr. and Dan Rooney; and Ed and Steve Sabol.

The four other modern-era candidates who reached the final stage but fell short were offensive tackle Willie Anderson, linebacker Luke Kuechly, kicker Adam Vinatieri and Holt. Those four automatically advance to the final 15 for next year's voting.

The other eight finalists who got cut earlier were Manning, offensive lineman Jahri Evans, receiver Steve Smith Sr., defensive end/linebacker Terrell Suggs, running back Fred Taylor, receiver Reggie Wayne, safety Darren Woodson and offensive lineman Marshal Yanda.

The seniors candidates who fell short were linebacker Maxie Baughan and offensive lineman Jim Tyrer, with Mike Holmgren falling short as the coach and Ralph Hay as the contributor.

## Chargers to host Week 1 game in São Paulo, Brazil

By Kris Rhim  
ESPN  
February 19, 2025

LOS ANGELES -- The Chargers will host the NFL's second regular-season game in Brazil, the NFL announced Wednesday, making the franchise the first to play on five continents.

The Chargers will face an opponent to be announced in São Paulo on Friday, Sept. 5, the day after the NFL season kicks off on Thursday night.

This game will be the Chargers' first international competition since hosting the Kansas City Chiefs in Mexico City in 2019. The Bolts lost that game 24-19. L.A. has also played two games at London's Wembley Stadium, against the Tennessee Titans in 2018 and against New Orleans in 2008, as well as games in Tokyo, Berlin and Sydney.

"It's an honor to once again represent the NFL on an international stage," Chargers president of business operations A.G. Spanos wrote in a statement. "It's also a tremendous opportunity to help grow the game and bring the Chargers brand to millions of sports fans across Brazil and Latin America."

The NFL's first game in Brazil, which featured the Philadelphia Eagles against the Green Bay Packers last season, was overshadowed by poor field conditions. Players struggled to find their footing throughout the game at Brazil's Arena Corinthians, normally a soccer stadium. The Eagles won the game 34-29.

"I mean, y'all saw out there that it was kind of rough to get traction," Eagles quarterback Jalen Hurts said. "Definitely challenging on that field. It's not the type of field we're used to playing on."

Information from the Associated Press was used in this report.

## NFL's Global Markets Program adds four new clubs, two new markets in 2025

*NFL.com*  
*March 31, 2025*

The National Football League announced an expansion of its Global Markets Program (GMP), with four new clubs set to participate in 2025 and two new markets added.

Launched in 2022, the Global Markets Program awards NFL clubs international marketing rights to build brand awareness and fandom beyond the U.S., through fan engagement, events, commercial opportunities and NFL Flag development.

In total, 29 clubs will participate in the program across 21 international markets -- up from 25 clubs across 19 markets in 2024 -- as the NFL continues to prioritize global growth and connecting with more fans across markets around the world.

"The expansion of the Global Markets Program in 2025 reflects the NFL's continued focus to grow the game and connect with fans on a global scale," said Peter O'Reilly, NFL executive vice president, club business, major events and international. "With more clubs entering the program and existing clubs adding to their global rights, and as the program expands to new markets, we are seeing strong momentum and impact in growing fandom worldwide together."

Global Markets Program updates for 2025 include:

### FOUR NEW CLUBS:

Baltimore Ravens: Granted rights in the United Kingdom.

Green Bay Packers: Granted rights across Germany, Ireland and the United Kingdom.

Los Angeles Chargers: Granted rights in Greece.  
Washington Commanders: Granted rights in the United Arab Emirates.

### TWO NEW MARKETS:

Greece: Los Angeles Chargers.  
United Arab Emirates: Los Angeles Rams, San Francisco 49ers and Washington Commanders

EXISTING EXPANSION: In 2025, nine clubs that currently hold GMP rights will expand to additional countries, acquiring between one and three territories per club (see full club rights chart below).

Arizona Cardinals: Adding Canada.

Detroit Lions: Adding Brazil.

Indianapolis Colts: Adding Switzerland (now across entire DACH region).

Kansas City Chiefs: Adding Spain, Ireland and United Kingdom.

Las Vegas Raiders: Adding Australia and New Zealand.

Los Angeles Rams: Adding United Arab Emirates.

Philadelphia Eagles: Adding Brazil.

San Francisco 49ers: Adding United Arab Emirates.

Seattle Seahawks: Adding Australia and New Zealand.

NFL clubs can apply for rights to international markets by submitting proposals to the International Committee for review each spring. Clubs are awarded rights for a five-year term through the program and during this period can pursue activities that are consistent with what they can do in their home domestic market, in their awarded international markets.

### NFL International Games:

The NFL has confirmed the following regular season international games to be played in 2025:

Two regular season games in London at Tottenham Hotspur Stadium -- the only purpose-built NFL stadium outside of the U.S. -- featuring the New York Jets and the Cleveland Browns as designated teams.

One game in Berlin, Germany at the Olympic Stadium Berlin, with the Indianapolis Colts as the designated team.

One game in Madrid, Spain at the Bernabéu Stadium -- Home to Real Madrid C.F., featuring the Miami Dolphins.

A first-ever regular season game in Dublin, Ireland with the Pittsburgh Steelers.

A return to São Paulo, Brazil and Corinthians Arena during Week 1 of the 2025 regular season, featuring the Los Angeles Chargers as the designated team.

The Jacksonville Jaguars will also return to Wembley Stadium in London to operate a home game as part of their multi-year commitment to playing a game in the U.K.

The NFL recently announced its first international game for the 2026 regular season, which will be hosted in Melbourne, Australia featuring the Los Angeles Rams.

Fifty-five regular season NFL games have been played around the world throughout the league's history, with London, Munich, Frankfurt, São Paulo, Mexico City and Toronto all hosting games to date.

## Joe Hortiz

### ‘Let the draft come to you’: Chargers’ free-agency haul informed their NFL draft needs

*By Thuc Nhi Nguyen  
Los Angeles Times  
April 23, 2025*

Compared to his first NFL draft as a general manager when he owned the fifth overall pick, Joe Hortiz’s phone has been eerily silent this draft season. That’s how the Chargers GM knows his strategy is working.

“We’re going to try to pick as late as we can every year,” Hortiz said.

The 22nd pick in Thursday’s draft has attracted fewer trade propositions than last year’s selection, Hortiz acknowledged, but he’s happy to keep picking later in the first round if it means the Chargers can build on last season’s success. Hortiz set the table for the Chargers’ 11-win season by acing his first draft and hopes for an equally impressive encore this week.

The three-day draft brings a rarely seen sparkle to the eye of the former Baltimore Ravens scout. This is, as Hortiz called it, “the scout Super Bowl.”

With 10 picks, Hortiz’s plan for his big game is determined by the Chargers’ first wave of free agency that brought in 12 players. While the transactions didn’t make national headlines, they gave the Chargers a solid foundation entering the draft, in which they could add talent in several key areas including offensive and defensive line, receiver, running back, edge rusher and tight end.

“You gotta make smart decisions, calculated decisions, trying to build your roster as deep as you can going into the draft,” Hortiz said, “so you can sit there, kind of let the draft come to you and pick the best player available.”

The Chargers addressed questions on the interior of their offensive line by signing right guard Mekhi Becton and former Las Vegas Raiders starting center Andre James. By re-signing returning center Bradley Bozeman, Hortiz hopes to have a competitive offseason to strengthen an offensive line that gave up four sacks in a playoff loss to the Houston Texans.

The defensive line that lost Poona Ford and Morgan Fox in free agency reloaded with Naquan Jones and Da’Shawn Hand. But just because Hortiz signed proven veterans doesn’t mean he won’t stockpile more talent at the same positions through the draft.

“Maybe it’s not a need. Two weeks later, it can be a need,” Hortiz said. “So you just take the best player available and he’s going to be here for four or five years or even longer and he’s going to help win games.”

Instead of having to hunt for position-specific help in the unpredictable draft, Hortiz and assistant general manager Chad Alexander learned to focus their strategy on the best prospects while working for the Ravens. It worked flawlessly last year when the Chargers

raised eyebrows by picking two cornerbacks in the fifth round. Tarheeb Still and Cam Hart proved to be worthy starters when injuries decimated the secondary.

After signing former Pittsburgh Steelers star Najee Harris in free agency, the Chargers could add another running back in a draft that’s especially deep at the position. Besides Harris, the team’s only running backs are special teams stalwart Hassan Haskins, former sixth-round pick Kimani Vidal and practice squad member Jaret Patterson.

For the third consecutive year the Chargers could take another wide receiver in the first two days of the draft with hopes of giving quarterback Justin Herbert more weapons. Last year’s second-round pick, Ladd McConkey, set Chargers rookie records for receptions and receiving yards while Quentin Johnston showed marked improvement in all statistical categories in his second season, but the former first-round pick still struggled with consistency in big games.

Receivers Tetairoa McMillan and Matthew Golden were among the prospects who reportedly visited the Chargers ahead of the draft. McMillan, a towering 6-foot-4, 219-pound prospect, is a Servite High alumnus who caught 84 passes for 1,319 yards at Arizona last season. The 5-11, 191-pound Golden clocked 4.29 seconds in the 40-yard dash at the NFL combine, the fastest among receivers.

Although the Chargers zeroed in on the receivers among their 30 in-person visits allowed by the NFL, it’s no sure indication of Hortiz’s plans for draft day. The Chargers didn’t host Joe Alt before they chose the right tackle with the No. 5 pick last year.

They’re still beaming about that decision.



## Jim Harbaugh

### Chargers' Jim Harbaugh says he had hip replacement, heart procedure during offseason

By Jenna West  
The Athletic  
June 11, 2025

Los Angeles Chargers coach Jim Harbaugh said he had successful hip replacement surgery and a cardiac ablation during the offseason.

"Now the doctors can't find anything wrong with me," Harbaugh said at Tuesday's minicamp. "Got an 'A' grade."

Harbaugh's health update comes after he exited a Week 6 game against the Denver Broncos last year while dealing with atrial flutter, a type of arrhythmia. The 61-year-old left in the first quarter and initially entered Los Angeles' medical tent before heading to the locker room for treatment, which included an IV and an EKG. He returned to the sideline in the first quarter and coached the remainder of the game.

After the Chargers' 23-16 win over the Broncos, Harbaugh said it was his third atrial flutter episode. He had one in 1999 as a player and another while coaching for the San Francisco 49ers in 2012. Harbaugh said he received an ablation to treat each of those two episodes.

A cardiac ablation is a procedure that "uses heat or cold energy to create tiny scars in the heart," according to the Mayo Clinic. Those scars "block faulty heart signals and restore a typical heartbeat."

Harbaugh saw a cardiologist after the Broncos game. The coach had to wear a heart monitor for two weeks and was placed on medication.

This offseason, Harbaugh also underwent a hip replacement after walking with a significant limp for years. He did not provide any additional details on the procedure at minicamp Tuesday and said "everything's good" when asked about his offseason health updates.

### The many quirks of Jim Harbaugh: From saving a life to saving his pants

By Daniel Popper, Daniel Brown, Michael Silver, Matt Barrows, Nick Baumgardner and Austin Meek  
The Athletic  
September 15, 2025

Jim Harbaugh's life plan has always been pretty simple.

He detailed it succinctly in February 2024 while standing on a theater stage inside SoFi Stadium. That day, Harbaugh was introduced as head coach of the Los Angeles Chargers, a team he had quarterbacked in the twilight seasons of his 14-year NFL playing career. Harbaugh was reminiscing about his playing days in San Diego, and he provided a window into his mentality.

"I'm going to play as long as I can," Harbaugh remembers thinking, "then coach, then die."

Harbaugh played until he was 38 years old, from Palo Alto High School to the University of Michigan to the Chicago Bears, Indianapolis Colts, Baltimore Ravens, Chargers and, in 2001, the Carolina Panthers. He transitioned into Phase 2 right away. In 2002, he joined the Oakland Raiders staff as Al Davis' quarterbacks coach. It was Harbaugh's first coaching job. He made \$50,000 a year. Harbaugh spent two years with the Raiders, whom the Chargers face in Las Vegas on Monday night. He compared his Raiders years to "working on a master's degree or a PhD" in football.

Harbaugh's coaching career is now in its 24th season. As he always hoped, his life has been devoted to football. The plan is simple to speak. The process of living out that plan has been anything but.

That is because Harbaugh is one of one, a unique and authentic character who has left a mountain of unique and authentic stories in his wake.

Here are some of those stories.

#### 'I was wetting my pants ... Jim was just laughing at them'

If the whole football thing hadn't worked out, Harbaugh would have fit well with the rugged NBA of the 1990s. He averaged about 20 points and 10 rebounds and flashed his "Bad Boy" potential as a high school hoopster willing to fight an entire opposing crowd.

Consider the melee at a road game in 1982, when tensions ran high from the moment Palo Alto High arrived. A menacing throng at Santa Clara High gave Harbaugh and company a hostile welcome as players stepped out of the team bus.

David Feldman, a prep teammate of Harbaugh's who grew up to become an ESPN broadcaster, remembers the reception well.

"I was wetting my pants," he said, "and Jim was just laughing at them."

Soon after tipoff, there were so many cheap shots and hard fouls that Jack Harbaugh — Jim's father and Stanford's defensive coordinator at the time — approached the opposing coach with a warning: Get this under control or you're going to have a problem.

But things continued to unravel. And when a blindside elbow knocked a Palo Alto player to the hardwood, the player sprang up ready to throw haymakers. From there, it was on. Fans ran down from the stands eager to join the saloon-style brawl, including a quartet of angry strangers making a beeline for Jim Harbaugh.

"Just mayhem," Harbaugh told me in 2012. "I remember being backed into the wall on the baseline. There were four people there — not players, but people who had come out of the stands. They were all coming at me (with raised fists). And I'm squared up getting ready to defend myself and throw."

But Jack Harbaugh, as promised, was at the ready.

"My dad comes in — whoosh! — just like that and cleared everybody out like a wrecking ball," Jim said. "It was like a superhero moment. Jack Harbaugh, legendary status." — Daniel Brown, staff writer / editor

#### 'Mike Tyson came roaring out'

A few hours remained before the ball would drop at Times Square, but across the country, as 1995's last gasp played out in a since-demolished stadium, Jim Harbaugh was getting a jump start on the happiest new year of them all.

Harbaugh, at 32, had found new life with the Indianapolis Colts after some tumultuous years with the Chicago Bears and was in the process of reinventing himself as "Captain Comeback." Having just quarterbacked the underdog Colts to a first-round playoff upset of the San Diego Chargers, Harbaugh couldn't stop smiling when I saw him after the game in the visitors' locker room at Qualcomm Stadium.

"I've never had so much fun," Harbaugh said. "Good stuff like this never happens to me. I'm just so lucky to be able to play football, and I'm enjoying every moment."

Two weeks later, after another shocking road playoff upset (over the Kansas City Chiefs), I traveled to Pittsburgh for Sports Illustrated and saw Captain Comeback add to his legend. Trailing the favored Steelers by four points in the final minutes of the AFC Championship Game, Harbaugh habitually bought time by scrambling away from defenders, fired a clutch fourth-down completion, dislocated the index finger on his throwing hand, popped it back into place between plays and reached the Pittsburgh 29-yard-line with six seconds to go. He then unleashed a glorious Hail Mary that hung between three Steelers defenders — and came within inches of ending up in the hands of Colts receiver Aaron Bailey.

The storybook ending didn't quite happen, but Harbaugh's defiant grin remained. Afterward, citing a recent heavyweight title matchup between an indomitable champion and an overmatched opponent, Harbaugh lauded the way his teammates had silenced their skeptics by taking the fight to the home team: "A lot of people expected Peter McNeeley," he said proudly. "But Mike Tyson came roaring out of the locker room." — Michael Silver, NFL senior writer

#### 'We got laaaaaahts of peanut butter'

My first real interaction with Jim Harbaugh came during his first year coaching at Stanford. His brother-in-law, Tom Crean, had become a huge advocate for my recruiting book, "Meat Market," that had just been published. Crean was the basketball coach at Marquette at the time and reached out to me through a colleague of mine at ESPN, Pat Forde. Crean ended up helping me promote the book even more than the publisher did.

At one point, he suggested I go up to Stanford and spend some time with Jim and his staff. I set it up with someone I think Tom connected me to at Stanford.

I got up there for spring ball. When I walked into the staff room, Jim didn't seem to recall that I was coming. Or know who I was. After a few minutes of me explaining my visit, Harbaugh had this look on his face. It's that same expression that some of his co-workers later told me they've referred to

as the “Shark” — this kind of blank stare with his mouth slightly agape.

I suspect because he heard that Tom had told me to come, Jim tried to be hospitable. He walked me over to their kitchenette area and asked if I like peanut butter. (I do.)

“We got laaaaaahts of peanut butter,” he said, opening up a cabinet where they had some Costco-sized vats of it. He motioned over to a few loaves of white bread.

“Make as much as you like.”

### **‘He just saved my life’**

Some vintage Harbaugh moments came at the Holiday Inn in Boardman, Ohio, in 2011, Harbaugh’s first year with the San Francisco 49ers. The 49ers were staying there — it’s right outside the team owners’ hometown of Youngstown — between games in Cincinnati and Philadelphia.

The area wasn’t exactly replete with resources. Harbaugh even held a walk-through practice in the hotel’s parking lot, making sure to have the team buses help form a barrier between the team and any nosy citizens. Harbaugh, always, is in constant fear of enemy spies learning his plays and plans.

It was decidedly un-fancy and Harbaugh loved it.

“That big slab of cement even had lines and tall trees around it,” he gushed at the time. “That was one of the finer walk-through spots I’ve been associated with.”

The real action came during a team meal held in one of the hotel’s crowded conference rooms. Steak was on the menu and guard Adam Snyder started choking on a piece.

“It’s happened before where it just goes down the wrong pipe,” Snyder recalled years later. “And panic sets in real quick. And when you’re panicking, you’re not breathing. There was something lodged in my throat. I couldn’t even drink water.”

Harbaugh was seated and in mid-conversation on the other side of the conference room.

He saw the commotion and immediately popped up and began making his way to his choking guard, pushing through groups of people and knocking aside tables like a Secret Service agent rushing to aid the president.

The other offensive linemen had risen to try to help Snyder, but Harbaugh pushed through them, too. Then he began beating on the 300-pound lineman’s back.

“And it’s like — boom! — he punches him in the back so hard you could hear it,” tackle Joe Staley said.

Said Snyder: “He was just smacking the heck out of me, just smashing my back. At one point, he picked me up and it was like — blew! — it went down (my throat). And it was, ‘Oh my God! He just saved my life!’”

And as soon as the event was over? Harbaugh calmly walked back to where he was sitting and finished his meal, like it was something that happened every day.

“He pushed through guys to get to Adam and then he literally saved his life,” center Daniel Kilgore said. “And then he just went back to his conversation.” — Matt Barrows, 49ers beat writer

### **‘Is Jim Kelly in town?’**

Harbaugh once spoke to the San Jose State football team, which practices a few miles from the 49ers’ facility. The college stadium is near my home, so I rushed over to get some offseason quotes. When I got there, I saw Harbaugh had a massive gash across his forehead.

I couldn’t resist.

“Is Jim Kelly in town?” I asked, a reference to the former Buffalo Bills quarterback whom Harbaugh once punched — breaking his hand in the process — during a pregame production meeting after Kelly, then in broadcasting, had questioned his toughness on a pregame show.

“You’re not the first person to say that this morning,” Harbaugh replied. — Barrows

### **No sleep needed in Rome**

I was actually on Harbaugh’s flight to Italy when he took Michigan to Rome in 2017.

Michigan flew commercial and most of the team was on the one direct flight from Detroit, which got to Rome at around 8 a.m. local time. If Harbaugh wasn’t the last person to board, he was in the final five. I walked off the 10-hour flight, six hours into a new time zone, barely able to stand. I don’t know if Harbaugh slept more than a few minutes. Though when I saw him in the customs line, he looked exactly the same as he always does. His cap was straight, his shirt was tucked, his lip was packed and he was somehow effortlessly hauling the luggage of his entire family as if the previous 10 hours hadn’t happened.

The players were exhausted. Harbaugh was invigorated. When he saw me, he didn’t really say hello as much as he immediately went into a comment about something random I’d said on the radio he agreed with several weeks prior. Then, almost without blinking, he rounded up his family (toddler-heavy back then) and pulled up one of those side ropes toward the outside of the customs line. He told the whole crew to follow him and wandered off in search those lines that let people with kids through first. If that didn’t exist, he’d make his own.

Waiting isn’t his thing.

Nobody from the team went to a hotel after we landed. Harbaugh, his coaches and players immediately got on shuttles and drove to Villa Borghese — almost the direct middle of Rome — to eat in the park before spending the entire rest of that day walking the streets of the city. Still on zero sleep. He never slowed down. The players did! I did! He did not. Not even after tipping a street musician on a park bridge who had absolutely no idea who he was.

Apart from getting to sit near the pope, Harbaugh’s celebrity was irrelevant in Italy. Most of the randomness we met on the street thought Michigan was some sort of gigantic high school soccer team. Harbaugh loved it. I’ve never seen a person gain more energy from those in his orbit the way he does. He played paintball with the team over there — at nearly 55 years old — for

probably four hours. If he limped the rest of the week, it was in private. I don’t know if he slept that entire trip. Not sure he needed it.

People think he’s a gimmick. He’s not. He’s easily one of the most authentic (for good and bad) people I’ve ever met. — Nick Baumgardner, NFL Draft analyst

### **‘Those are pretty expensive pants’**

In 2021, Michigan was playing at Penn State on a cold, windy November day. An important detail is that, by that time, Harbaugh had stopped wearing Walmart khakis and switched to blue athleisure pants from Lululemon, which are significantly nicer and more expensive but apparently not flame-resistant. The gist of the story is that Harbaugh was so engrossed in the game that he stood too close to a space heater and caught his pants on fire. Daylen Baldwin, one of Michigan’s wide receivers, was the first person to notice. Harbaugh was able to extinguish the flames, but not before they burned through the outer layer of his pants.

When he recounted the incident to a local TV station, Harbaugh said Baldwin was so nonchalant about the flaming pants that it took him a moment to realize what was happening.

“Maybe a little coaching point to Daylen Baldwin: If somebody’s on fire, man, (be) like, ‘Hey, Coach!’” Harbaugh said. “Maybe just grab me, get me out of the way or something. Be a little more emphatic about the fact that somebody’s on fire.”

Harbaugh said he planned to keep the pants, cut off the legs and convert them into shorts.

“Those are pretty expensive pants, those Lululemons,” he said. — Austin Meek, Michigan beat writer

### **‘Alas, I did not go to law school’**

It’s impossible to talk about Harbaugh’s final season at Michigan without mentioning his battles with the NCAA and the Big Ten. Michigan was being investigated for hosting recruits on campus during the COVID-19 dead period and the school imposed a three-game suspension on Harbaugh to open the season. The suspension turned into a weekly game of “Where’s Jim Harbaugh now?” He mowed his lawn, went to McDonald’s, worked the chains for his son’s youth football team and attended a funeral for one of his former players at Stanford.

There was no levity to the second suspension, handed down by the Big Ten in response to the Connor Stalions sign-stealing investigation, which eventually led to a 10-year show-cause penalty for Harbaugh on top of an earlier four-year show-cause penalty. Michigan went to court seeking a temporary restraining order that would have allowed Harbaugh to coach while the school challenged the suspension. Right up to kickoff of Michigan’s next game against Penn State, the school was hoping a judge would intervene on Harbaugh’s behalf. Instead, the judge scheduled a hearing for the following week. For a moment, it appeared that Harbaugh might end up on the witness stand in a Washtenaw County courtroom, testifying about why the Big Ten’s suspension was misguided.

“I’m not an attorney, but I always wanted to be,” Harbaugh said. “I watched a lot of shows, watched ‘Judge Judy.’ I always felt like it would be cool to get up there and thunder away at a

jury like Tom Cruise in 'A Few Good Men' or be a judge like Judge Judy. Alas, I did not go to law school."

Harbaugh's moment in court never happened. Michigan dropped its legal challenge, and Harbaugh missed the final three regular-season games before returning for Michigan's postseason run. — Meek

### 'Multiple championships'

Covering Jim Harbaugh is a fascinating experience. Every day presents an opportunity to observe or uncover something as outrageous as it is meaningful.

And that is an important point to remember with Harbaugh: No matter how silly it may seem in the moment, every action and every word has a purpose.

"Multiple championships," Harbaugh said at his introductory news conference last year. "We're going to be humble and hungry, but that's our goal."

When he first moved back to Southern California in the early months of 2024, Harbaugh lived in an RV alongside offensive coordinator Greg Roman at the Waterfront RV Park in Huntington Beach. He was channeling Jim Rockford, one of his favorite television characters from the 1970s show "The Rockford Files." Harbaugh is an avid consumer of TV and movies. During his playing days, he guest-starred on the sitcom "Saved By The Bell" as Screech's cousin.

On the day before he was introduced as Chargers head coach, Harbaugh drove to Home Depot with Ben Herbert, the team's executive director of player performance, and bought a Shop-Vac. Harbaugh and Herbert used that Shop-Vac to vacuum out the weight room at the Chargers' former facility in Costa Mesa.

When the Chargers got on the practice field in spring of 2024, players were shocked to see Harbaugh, wearing black Jordan cleats, participating in strength and conditioning drills. "You got to be on your stuff because coach is doing it right there with you," safety Alohi Gilman told me last season.

Harbaugh continued this through training camp, when the strength and conditioning drills were held at the end of the practice. Harbaugh calls these "fourth-quarter finishers."

One day last year, Harbaugh had a media engagement right after a training camp practice, so he could not participate with the players. After the media appearance, Harbaugh walked back onto the empty field and, by himself, flipped a weighted sled back and forth for several minutes. A young Chargers fan was standing in a tent on the sideline yelling to Harbaugh. "Coach! Coach! Can you sign an autograph?" Harbaugh paid him no mind until he was done with his sets. It might seem comical or even performative, but players notice the commitment.

Harbaugh's meetings are now the stuff of legend in the Chargers' locker room. On the night before a Week 10 win over the Tennessee Titans last season, Harbaugh read the lyrics to the 1976 song "The Wreck of the Edmund Fitzgerald" by Gordon Lightfoot. The song tells the story of a shipwreck in Lake Superior, and the Sunday the Chargers played the Titans was the 49th anniversary of the disaster. In another meeting

last season, Harbaugh read the lyrics to the 2009 hit "I Gotta Feeling" by the Black Eyed Peas. Before the season finale against the Raiders last year, Harbaugh reached into his pants during a team meeting and pulled out a back-scratcher.

"You need to have your own back sometimes," Harbaugh said to the players. "There's not always going to be somebody there to scratch your back for you, so you do it yourself."

He then gifted a personalized back-scratcher to each player emblazoned with their name and number.

Harbaugh often talks about waking up in the early-morning hours thinking about the team, the team, the team. He targets his idiosyncrasies toward the ultimate goal in his life right now. "The Lombardi Trophy, that's my mission," Harbaugh said.

He had a chance in the 2012 season when his San Francisco 49ers lost to the Baltimore Ravens in the Super Bowl. Harbaugh faced his brother John in that game. Last season, the Chargers played the Ravens on "Monday Night Football." In the lead-up to another brotherly rematch, Harbaugh recalled what he was thinking after that Super Bowl loss.

"Walking off the field at that Super Bowl, it was like, there will be another day," Harbaugh said. "And then there wasn't for many years, and it looked like I wouldn't have a chance for another day. But by the grace of God ... we're back in it and back on a team that has a chance to do that."

It is perhaps the only accomplishment still missing from what has been a monumental football life.

"We're going for the Super Bowl," Harbaugh said. "That's our goal, and we're gonna do it or die trying." — Daniel Popper, Chargers beat writer

## Jim Harbaugh's coaching evolution, from NCAA to the NFL

*By Kris Rhim  
ESPN  
September 5, 2025*

Former San Francisco 49ers tight end Delanie Walker remembers a 2012 training camp practice beginning as practice always had -- until coach Jim Harbaugh called the team to midfield.

"We thinking, 'Oh yeah, he's about to cancel practice,'" Walker said. "'We going to go to a water park or something.'"

Harbaugh began speaking to the team about its NFC West rivals. The Seattle Seahawks were at an amusement park, Harbaugh told the team. The St. Louis Rams and Arizona Cardinals were also enjoying a day off, he said. "Guess what the 49ers are going to do today?" Harbaugh asked.

They would practice -- intensely. At least a hundred plays: "Everybody else takes breaks, the 49ers don't," Harbaugh said.

"Everybody was kind of pissed that day," Walker said while laughing.

This was the Jim Harbaugh way: working his players to the brink of exhaustion and then some. The method was effective -- until it infuriated everyone. But Harbaugh ushered in a period of renaissance for the 49ers; that season, San Francisco reached Super Bowl XLVII.

"There won't be any magic formulas," Harbaugh promised Los Angeles Chargers fans at his introductory news conference in 2024. "The only ones that I know are just good, old-fashioned hard work."

While Harbaugh largely operates in the same fashion, the Chargers' version of the coach has evolved. He's traded in the khakis for gray trousers. His training camp practices have gone from the intensity of a game day to what his former players see as nearing a version of flag football that prioritizes keeping the team healthy.

"That's where he's different. Now it's like, 'Yeah, let's take that break.' It's like, damn, 'Who is this dude?'" said Walker, who was a volunteer coach with the Chargers during last year's training camp. "This Jim Harbaugh, he got nicer for sure. So when people say he changed, I would say he changed for the better of the game."

The old Harbaugh upset some players, coaches and execs. This Harbaugh, now 61 years old, hardened by the failures and lessons of his first NFL stint and early struggles in the college ranks, is approaching the job differently. It could be the difference in whether Harbaugh reaches the goal of winning a Super Bowl -- and how long the Chargers can tolerate him. The second year of Harbaugh in Los Angeles begins Friday, when the Chargers face the Kansas City Chiefs in São Paulo (8 p.m. ET, YouTube).

"You don't want things to get stale," Harbaugh said. "That's like overripe fruit, stale bread, burnt meat, you got to change things up."

OVER HIS TWO decades of coaching, there are two factions of Harbaugh's former players and coaches: those who despise him -- often publicly -- and those who are staunch supporters. The words "insane" or "crazy" to describe Harbaugh are commonplace among both groups, but the meaning depends on who is talking.

Look no further than San Francisco. Despite three straight NFC Championship Games and a Super Bowl appearance, Harbaugh's approach incensed the front office. And players were tired of Harbaugh, too.

"He just pushed guys too far," former 49ers offensive lineman Alex Boone said on HBO's "Real Sports with Bryant Gumbel" in April. "He wanted too much, demanded too much, expected too much. ... And you'd be like, 'This guy might be clinically insane. He's crazy.'"

The amount Harbaugh asks from his players now is his most significant shift. That's been clear with the Chargers' practices. This season, the NFL selected the Chargers for the Hall of Fame Game, giving them an additional preseason matchup and added practice time. Because of that, Harbaugh reduced the required time at the facility to avoid fatigue.

Harbaugh communicates strict tempos to players ahead of each practice. It's commonplace to see defensive backs raising both hands instead of trying to deflect a pass or linemen stopping in the middle of a pass rush, obeying Harbaugh's rules. There are loud yells

and reprimands from coaches and players alike when players stray from the tempo.

Veterans, who have played elsewhere, routinely praise Harbaugh for his current approach to practice: "It's not super common around the league, it's different, I like it," cornerback Donte Jackson said.

But that doesn't mean Harbaugh's practices are easy.

"Six days a week and every day's just intense," safety Elijah Molden said.

J.T. Rogan, who worked for Harbaugh as director of communications/operations for two years at Michigan, has perhaps the best vantage point for Harbaugh's evolution. Rogan was an All-American running back for Harbaugh at the University of San Diego, worked for him at Stanford and tried out for him as a player in San Francisco.

Rogan said Harbaugh's time at Michigan was transformative, pointing to Harbaugh's struggles to beat rival Ohio State and his use of analytics, which altered his coaching style and helped Michigan win the 2023 national championship in Harbaugh's final season.

The legitimacy of that championship, however, will forever be roiled in controversy after various NCAA sanctions were levied against Harbaugh for breaking rules.

"He's taken that feedback, and he's got really high emotional intelligence, even though you might not call him emotional," Rogan said.

He continued: "For people who are like, 'Who wears the same clothes every day all the time?' Or 'Who wears cleats on the airplane?' As if that would cheapen his intellect and his ability to take feedback and then evolve, but he has."

HARBAUGH'S FIRST YEAR in Los Angeles was about changing the culture of a franchise synonymous with disappointment. The Chargers' Week 11 matchup with the Cincinnati Bengals seemed to be a turning point.

L.A. had built a 27-6 lead over the Bengals early in the third quarter, then the game began to unravel in a way Chargers fans are accustomed to. (The fan base has an adverb for this recurring dread called "Chargering"). The Bengals scored 21 unanswered points, as quarterback Joe Burrow found wide receiver Ja'Marr Chase for a touchdown to tie the score at 27 with 12:12 left.

But the Chargers won the game, thanks to two 27-yard-plus catches from wide receiver Ladd McConkey and a touchdown by running back J.K. Dobbins on the final drive. The victory appeared to be a watershed moment for the franchise, and the first clear stamp of Harbaugh's impact in L.A.

"There's been a lot of games through the years where we've been put in that position and came up short," said former Chargers edge rusher Joey Bosa, who developed into a star as the No. 3 pick in 2016 but was released after a disappointing 2024 season and is now with the Buffalo Bills. "There was kind of a lack of belief in being able to pull off in situations before."

But there were the Chargers eight weeks later against the Houston Texans -- in their first playoff appearance since one of the most embarrassing

playoff losses in team history in 2023 -- looking like the Chargers of old.

Star quarterback Justin Herbert, who threw a league-low three interceptions during the regular season, tossed four that day. He became the first NFL player to throw more picks in a playoff game than in the regular season. The Texans pressured Herbert on 50% of his dropbacks, and the Chargers suffered a 32-12 beatdown -- another playoff embarrassment.

Los Angeles is hopeful, however, that Houston was an anomaly and Cincinnati was the standard.

"We didn't achieve the ultimate success that's reserved for the world champion," Harbaugh said earlier this offseason. "But [there's] so much good to build on, that creates a lot of excitement for me and [general manager] Joe [Hortiz] as we build version 2.0."

Increased win totals and postseason success have historically defined second years under Harbaugh-led teams. He went from 7-4 in his first season at the University of San Diego to 11-1 the following year, winning the Pioneer Football League. After taking over a 1-11 Stanford team in 2007, the Cardinal were 5-7 in his second season, narrowly missing out on a bowl game. Harbaugh's 49ers went to the Super Bowl in his second season. (In his first two seasons at Michigan, Harbaugh led the Wolverines to back-to-back 10-3 seasons.)

But Harbaugh already has an uphill battle to replicate that second-year jump in L.A. Pro Bowl left tackle Rashawn Slater suffered a season-ending patellar tendon tear. Running back Najee Harris missed all of training camp after a July 4th fireworks mishap damaged his eye. L.A. travels the most miles in the NFL this season, beginning with the Chiefs in Brazil, followed by two divisional matchups against the Raiders and Broncos.

Regardless of how difficult the outlook seems for this season, the Chargers appear confident, believing in Harbaugh's process.

But that's how it always begins for Harbaugh's teams, before tension, frustration, and at Michigan, sanctions happen. The Chargers hope this version of Harbaugh keeps them in the honeymoon phase long term.

"We're going for the Super Bowl," Harbaugh said. "That's our goal. We're going to do it or die trying."

## Jesse Minter

### The making of Chargers DC Jesse Minter: 'He always wanted to be one step ahead'

By Daniel Popper  
The Athletic  
September 2, 2025

Two decades later, Jesse Minter still has the rejection letters.

They are tucked away in a box at his family's house in Cincinnati, a memento of how far he has come. There are 98 of them. Not 99. Not about 100. "Exactly" 98, Minter says. He has never forgotten the number of college football programs that politely declined his services — on official university letterhead — in the early months of 2006.

Minter is sitting in a conference room in the Los Angeles Chargers' practice facility in late July as he reveals the existence of these letters. Minter is decked out in Chargers gear. In a few minutes, he will head out to the practice field and coach a unit he revived and revitalized in his first season as an NFL defensive coordinator. If Minter follows up his debut with another stingy defensive season, he could become one of the most sought-after head-coaching candidates in the next cycle. Nearly all of Minter's 42 years have been spent in and around coaching, and now, with the Chargers set to open their season against Patrick Mahomes and the Kansas City Chiefs on Friday in São Paulo, Brazil, he is one realistic step from the pinnacle of the profession.

So why does he still have these rejections?

"Because that's just how I operate," Minter says. "It's just that reminder of the joy that it is, the blessing that it is, the opportunity that you have, not to take it for granted and not to ever feel like you've arrived."

The letters used to drive Minter. His father, Rick Minter, now a defensive analyst with the Chargers, has coached in college and the NFL for nearly 50 years, and Jesse wanted to prove he could chart his own path.

Now, the letters ground him to a mentality that he lives and breathes and instills in his defensive culture.

"A lot of coaches have crazy egos, and I think there's a difference in being confident in yourself and sure of yourself, and then having an ego," Jesse says. "I've always tried really, really hard to not have an ego, to really try to build a situation where everybody feels like they have value, where everybody feels like they're part of the success."

Football gives, and it takes. Those who become obsessed with the game — who grow up with it, devote their lives to it — understand that truth. They sign up for the chance at accomplishment. They also sign up for the threat of failure. One is not possible without the other.

Jesse learned this lesson through his winding journey.

The letters are a physical manifestation of what can be taken away.

What can be given, however, is all around him.

"He's much more the complete man than I ever was," Rick says.

Rick Minter thought his coaching career was over when his son, Jesse, arrived.

It was 1983, and Rick was out of football. He started coaching seven years earlier and spent the last three seasons at North Carolina State with Monte Kiffin on a staff that also included Pete Carroll. They were all fired after the 1982 season. Jesse's mother, Ellen McEwen, and Rick had moved to Little Rock, Ark., after the sudden death of Ellen's father. Rick got a job as a stock-broking account executive at Merrill Lynch. Ellen and Rick welcomed Jesse on May 9.

The time away from the game was short-lived. Rick broke back into the business in 1984 at New Mexico State. The family — Rick, Ellen, Jesse and Jesse's older brother, Josh — moved there for a season. In 1985, Rick got his first opportunity as a defensive coordinator at Ball State. The family settled in Muncie, Ind., and Jesse's football exposure began.

Jesse attended Ball State football games and practices in full uniform — red jersey, shoulder pads, red pants, white cleats and "this big old helmet that was too big for his head," Ellen remembers with a laugh.

Ellen and Rick divorced when Jesse was in kindergarten. "We went through that pretty amicably," Ellen says. Rick, a self-described "grinder," was committed to his coaching career. Home at midnight, back in the office by 5 a.m.

Football gives, and it takes.

It took away father-son time when Jesse was a child.

"We didn't get to see him a ton," Jesse says.

It gave Ellen a deeper connection with her sons. She called the divorce "one of the best things that ever happened."

Ellen, a college tennis player at Henderson State in Arkansas, loves sports as much as Jesse does. After moving the boys to Yorktown, Ind., which borders Muncie, Ellen coached Jesse's youth teams in T-ball, soccer and basketball, all while working multiple jobs. She sold new construction homes for a local company, TK Constructors. At Yorktown High School, she coached girls and boys tennis and was an assistant coach for the girls' basketball team. She also taught part time in the Muncie school system.

Jesse credits his mom with helping develop his "inclusive traits."

"The sacrifices that she always made as a single mom with me and my brother, having to work all the time but yet always giving us everything," Jesse says. "We weren't rich, but always giving us exactly what we needed."

Football also became the means by which Jesse saw and connected with his dad.

"The weekends were our time with him," Jesse says.

Rick stayed at Ball State through the 1991 season. He is grateful the family had a "little bit of a gradual adjustment" while he was "an in-town father, but out-of-house father." In 1992, Rick took a job at Notre Dame as defensive coordinator for Lou Holtz, and he moved 140 miles north to South Bend.

Jesse was 9 years old. He can still vividly picture the packed stands at Notre Dame Stadium, including for The Game of the Century, when the No. 2 Fighting Irish beat No. 1 Florida State in a battle of undefeated teams.

"Holy cow," Jesse remembers thinking, "what my dad's doing is pretty cool."

After two seasons at Notre Dame, Rick was hired as the head coach at the University of Cincinnati. He was slightly closer to the family, and over the next decade, Jesse had "all access" to a college program. These were his formative football years, and he was around an impressive group of Rick's assistant coaches, from Rex Ryan to John Harbaugh to Wink Martindale to Mike Tomlin.

Tomlin was Rick's defensive backs coach for two seasons, 1999 and 2000. Jesse was in high school in Yorktown, where he played receiver and defensive back, and gravitated to Tomlin, who was then 27 years old.

"He just had this presence about him," Jesse says.

Jesse would come around for Cincinnati practices and work out with Tomlin's DBs group.

"I feel like I've known him all his life," Tomlin said last season before his Pittsburgh Steelers played Jesse's Chargers in Week 3.

Tomlin would always remember who Yorktown High had played the previous week and ask how his game went.

"It was real," Jesse says. "It made me feel like this is how I want to be."

As he finished high school, Jesse had opportunities to play Division III football at local Indiana schools like Anderson College and Wabash College. Rick offered him two options: keep playing, or come to Cincinnati and start working his way up Rick's staff. Rick had curated a four-year undergraduate program for Jesse, who would start as a freshman field manager before eventually earning graduate assistant responsibilities as a senior.

Jesse enrolled at Cincinnati and arrived on campus in the fall of 2001.

Rick remembers the tears in Jesse's eyes and the emotion in his son's voice.

"Dad," Jesse said, "I want to play football."

The first semester of Jesse's freshman year at Cincinnati, by all accounts, had been a success. He liked the coaching track he was on, and he was learning from his father and others on staff.

But Jesse had that incomparable itch — one that can only be scratched by pads and a helmet, grass and contact.

Football gives, and it takes.

It took Jesse briefly off his coaching track, only to give him so much more.

Jesse transferred to Mount St. Joseph, a Division III college outside Cincinnati. The Mount, as it is known locally, was founded as an all-female school. It did not become coeducational until 1986. The Mount joined the Heartland Collegiate Athletic Conference in 1998. When Jesse arrived, the Lions had yet to put together a winning season. They had gone 0-10 in 2001.

Jesse showed up for transfer orientation. His love for football had brought him to The Mount. It also led him to the love of his life. He met his wife, Rachelle, who had transferred in from Cincinnati State, in his orientation group.

"Serendipity," Rachelle says.

As Rachelle recalls, she just kept running into Jesse over that first week at The Mount. The college held a boat ride down the Ohio River, and Jesse and Rachelle chatted on the water — though Rachelle admits now that she thought Jesse was interested in a different girl.

Transfers had to pick up their school-commissioned laptops during that first week. Jesse and Rachelle went at the same time.

Rachelle's childhood friend, PJ Volker, had transferred to The Mount to play football after a season at Wittenberg University in Springfield, Ohio. Volker was living in an off-campus house and, at a small school of only 2,000 students, that was a hot commodity. He was having a party.

"Are you going to PJ's?" Rachelle asked Jesse.

"Yeah!" Jesse replied.

Another run-in. They were dating by the end of the week.

"Pretty much inseparable ever since," says Volker, now the defensive coordinator at Navy.

Jesse found his wife in Rachelle — and a best friend to this day in Volker.

However, the "unfortunate part of the game," as Volker puts it, kept Jesse off the field.

Football gives, and it takes.

Jesse broke his leg in his first season at The Mount. He was lined up as the slot receiver, and he was tasked with blocking a stretch run play to his side. The pile collapsed on his lower half.

In his third season, Jesse was again playing slot receiver. He ran a slant over the middle. Volker was playing linebacker. The ball was thrown Jesse's way. Volker turned and ran. In the process, he collided with Jesse, who fell awkwardly to the ground. He snapped his humerus bone in half.

"That's about as crappy as I've ever felt on the football field," Volker said.

Sandwiched between those two injuries was a medical scare. It was 2003, and Rick was in what would be his final season as the head coach at Cincinnati. Rick was staying in a high-rise condo in the city on the Ohio River. Jesse was waiting for the lease to begin on his off-campus house at

The Mount, so he spent two summer months living with his dad.

One Sunday, Rick came home, and Jesse was on his bed, in pain.

Jesse went to the hospital, where he was diagnosed with Crohn's disease. He stayed overnight. The next morning, doctors performed emergency surgery. Jesse had 18 inches of his colon removed. He missed the entire season.

"Knock on wood," Rick says, "he hasn't had any repercussions since."

Jesse returned for the 2005 season as The Mount went 9-2. He graduated in December and took a job at a local facility called Acceleration Training, working out middle schoolers. He applied to graduate assistant jobs across the country. He got back those 98 rejections.

He eventually got job offers from Wake Forest and Division III Defiance College in Ohio. Rick had returned to Notre Dame as Charlie Weis' defensive coordinator in 2005. Weis was adding to his staff that offseason and had an opening. Jesse had been determined to find a job "on his own," as Ellen put it. But this was Notre Dame.

"Coolest job ever," Jesse says, "right out of college."

The reality of the coaching industry set in almost immediately.

The Minters spent the 2006 season at Notre Dame, Rick as DC and Jesse as his defensive intern. Weis fired father and son after back-to-back losses to close the year — at rival USC and to LSU in the Sugar Bowl.

Jesse and Rick had been living together in a house in South Bend. They sat on the couch at that house and pondered what was next.

Then Rick had an idea.

Rachelle was still in Cincinnati working as an accountant. Brian Kelly had just taken over as head coach at Cincinnati and was building out his staff. Rick had introduced himself to Kelly at a football coaching convention the year prior. He would give Kelly a call.

The only problem: Rick didn't have Kelly's cell number.

Rick, however, had spent nine seasons as the Cincinnati head coach, and he had only been fired three years prior. He still had the phone number for the landline in the head coach's office at the football facility. What was the worst that could happen?

So Jesse watched and listened as his dad threw the ultimate Hail Mary and dialed the number.

Kelly picked up.

"Holy s—," Jesse remembers thinking, "somebody answered."

Kelly told Rick that he would be looking to fill a graduate assistant position in March. In the spring, Jesse went in for an interview with defensive coordinator Joe Tresey.

Jesse got his first full-time college coaching job for the 2007 season.

"I can remember the interview like it was yesterday," Tresey says.

Football gives, and it takes.

"As I got into coaching," Jesse says of his father, "he would always look out for me."

Jesse was in Tresey's hip pocket for two years. Over pizza, Jesse and Tresey would spend late nights watching film on potential recruits, cutting up video for their players, writing scripts for practice and bouncing ideas off each other.

"He always wanted to be one step ahead if he could be," Tresey says. "You knew he had a shot."

Jesse's year at Notre Dame was a whirlwind. He admits he did not "learn enough football" while he was figuring out clerical responsibilities like diagramming plays. Under Tresey, Jesse says, he learned how to "break down teams" and "how to try to attack people."

"When you trust somebody like that at a young age," Tresey says, "your gut kind of tells you."

After two seasons, Jesse joined Trent Miles' staff at Indiana State. Jesse spent the next eight seasons coaching under Miles — four at Indiana State and four at Georgia State.

In Jesse's second season at Indiana State, Rick — who had spent the 2009 season as Marshall's defensive coordinator before the staff was let go — joined Miles' Indiana State staff as linebackers coach and defensive play caller. Jesse moved to the secondary. Volker joined the staff as a defensive assistant.

"That whole crew," Miles said, "that's like family."

Rick left to take the defensive coordinator job at Kentucky after the 2010 season. Before he departed, he gave Miles a suggestion.

"You got one move," Rick remembers telling Miles. "You need to name Jesse the defensive coordinator."

"Jesse," Miles says, "he had it in him all along."

In Jesse's first season calling plays at any level, Indiana State defeated FBS Western Kentucky on the road 44-16.

"We got after them," Miles said.

The next season, the Sycamores went on the road and beat North Dakota State, then the No. 1 team in FCS. Indiana State had two pick sixes in a 17-14 win. It was Volker's 30th birthday. Jesse still ranks these two wins — North Dakota State and Western Kentucky — in his top 10 games of all time.

"He was just a brilliant play caller from the get-go," Volker says.

Miles, who took the head job at George State in 2012 and brought Jesse and Volker with him, got the band back together in 2016, hiring Rick as his defensive line coach. And for the first time, the roles changed. Rick worked under Jesse.

Georgia State went 3-9 that season, and once again, Rick and Jesse were looking for jobs.

Football gives, and it takes.

There have been so many turning points in Jesse Minter's football life, but none were more consequential than the 2018 offseason.

Jesse was entering his second season on John Harbaugh's Baltimore Ravens staff. Rick had placed a call to Harbaugh, his former special teams coordinator at Cincinnati, after things ended at Georgia State.

"John," Rick remembers saying, "Jesse is just like you."

Rick got Jesse in the door. Jesse earned himself a contract as a defensive assistant.

"Sometimes you have to rely on your resources and the connections that your family members have made," Rachelle says. "But it's what you do once you get there (that decides) if you stay or go."

Harbaugh had four defensive coordinators in his first 10 seasons with the Ravens — Rex Ryan, Greg Mattison, Chuck Pagano and Dean Peas. Entering the 2018 offseason, he promoted Wink Martindale from linebackers coach to defensive coordinator. Martindale's assistants included Jesse and now-Seattle Seahawks head coach Mike Macdonald, among other future star defensive coaches.

Harbaugh saw the coaching talent, and he challenged Martindale to lead a defensive overhaul.

Over the next three months, the staff room in Baltimore became a think tank for defensive innovation.

"Let's take everything that we've done and let's recreate this system that works, that's more modern, that's more teachable, more learnable," Jesse remembers.

The goal was to create a defense that was conceptually driven. As Martindale puts it, "playing, basically, offense on defense."

Offensive coaches teach concepts. Take four verticals — an offensive concept in which four eligible receivers run downfield routes — as an example. The concept is not tied to a specific formation. An offense can run it out of trips. An offense can run it out of two-by-two. And even within the different formations, there are additional possible variations in the splits and spacing of eligible receivers.

Martindale applied this same logic to defensive concepts. The pressure or blitz is the concept. The Ravens could then run that concept in various defensive fronts.

"Everything was a fresh start," Martindale says.

The coaches rewrote the defensive terminology. They gave ownership to players that included safety Eric Weddle, edge rusher Terrell Suggs and linebacker C.J. Mosley. That included the freedom to make pre-snap checks during games. Martindale even asked Weddle to call the plays for the entire second half of a preseason game.

Over what Martindale called a "painstaking three months," a new system was born. It was the genesis of a system that has now proliferated around the league.

"As a coordinator or a position of leadership, I think it's not only your job to develop players, but it's your job to develop coaches," Martindale said.

Macdonald calls a version of the system in Seattle.

Drew Wilkins, who was on the 2018 staff, was hired away by Sean McVay to be the Rams' pass-rush coordinator. Chris Hewitt, now the Indianapolis Colts' pass game coordinator, and Joe Cullen, now the Kansas City Chiefs' defensive line coach, were on the 2018 staff.

Zach Orr was a part of the 2018 Ravens staff. He is now Baltimore's DC.

Anthony Weaver joined the Ravens staff in 2021. He is now the Miami Dolphins' DC.

Dennard Wilson coached for the Ravens under Macdonald in 2023. He is calling defensive plays with the Tennessee Titans.

And, of course, Jesse brought a version of the system with him to Vanderbilt in 2021, then to Michigan in 2022 and now to the Chargers.

"That's what molded him," Rick says of those four seasons with the Ravens.

Jesse Minter holds two prongs at the core of his defensive philosophy.

1. What you play

2. How you play

What you play is the scheme, which he has honed over his 19-year coaching career. How you play comes down to fundamentals.

The honing of those originated on a dark and quiet flight back from Glendale, Ariz., on New Year's Eve, 2022.

After a year at Vanderbilt in 2021, Jesse received a call from Michigan head coach Jim Harbaugh. Macdonald had left the Ravens after the 2020 season, the same as Jesse. He coordinated Harbaugh's Michigan defense for one season. He was now jumping back to John Harbaugh and the NFL to be the Ravens' DC. Michigan had an opening, and Jim Harbaugh filled it with Jesse.

The Wolverines started the 2022 season 13-0 and earned a berth in the College Football Playoff. They played TCU in the semifinal at State Farm Stadium and lost 51-45. Minter's defense gave up 488 yards.

"The glaring things that showed up to me were just fundamental flaws of how we were playing," Jesse says.

On the flight back, Jesse asked himself a question: How can we go from not quite good enough to being good enough?

"It was almost just a lightbulb moment," Jesse says. "It's not because we put in a new coverage or a new call. It's because we play harder and more physical than these other teams."

What resulted was what Jesse called the pillars.

He introduced them to his defensive staff at the first meeting ahead of spring practices in 2023.

Mike Elston, who joined the Michigan staff in 2022 and moved to the Chargers with Minter in 2024, remembers the messaging clearly.

"We're gonna do this 50-50," Jesse said in the meeting, according to Elston. "We're going to have the best scheme in college football, but we're also going to have the best fundamentals."

The four pillars started as: block destruction, communication, effort and ball disruption.

"What we do is exotic, it's different, it's awesome, it's creative," says Steve Clinkscale, who was the co-defensive coordinator and defensive backs coach with Michigan in 2022 and 2023 and is now the Chargers' defensive backs coach. "But we weren't executing it — not because they didn't know what to do, it's because we weren't tearing off blocks, we didn't communicate ... we didn't tackle very well, we were not able to disrupt the quarterback and get the ball from the receivers or the running backs, and our effort and angles were not up to par."

The genius was in how Jesse divided the tasks. Each pillar was assigned to an assistant coach, and that coach was tasked with presenting film of that pillar every day.

Elston says the impact was "immediate."

"There was a total buy-in to every position on the field," Elston says. "When you sit down and watch film in front of your peers and you show positive and negative, it has a huge impact on growth."

The next season, Michigan led the country in scoring defense. And, of course, the Wolverines won the national championship.

Jesse brought the philosophy to the Chargers in 2024, when Jim Harbaugh was hired as head coach. They rebranded the pillars as the separators. And they added a fifth separator to assign one to each assistant coach, creating one category for effort and angles and one for tackling.

Elston covers block destruction. Clinkscale does communication. Edge rushers coach Dylan Roney presents effort and angles. Linebackers coach Navarro Bowman is on tackling. Last season, safeties coach Chris O'Leary was in charge of ball disruption. O'Leary departed in the offseason to take a job at Central Michigan. This season, safeties coach Adam Fuller takes over ball disruption.

"What happened was all the players now developed a level of respect for each coach," Jesse says. "We were so much closer and more powerful when we were all together that way."

The Chargers allowed the fewest points in the league last season. They made the playoffs in Harbaugh's first year. And Jesse showed off a trait essential for any successful head coach: the willingness to delegate.

"The thing that makes him great is, just like coach Harbaugh, he's not OK with just doing what he did to get there," Clinkscale said of Jesse. "What are we doing to make it better? And this is not like a seasonal thing. It's a daily thing."

Two weeks ago, Rachelle was getting the kids ready for their first day of school.



Now well into their second year together in Los Angeles, Rachelle and Jesse have carved out a life in their new hometown. They have three children — daughter Millie, 9, and sons Monte, 7, and Mac, 4.

On the first day of school last year, Rachelle, a Cincinnati native, felt out of place. She wore an athleisure outfit, hoping to squeeze in a workout later in the day between her motherly duties. When she arrived, the other moms were in dresses.

“Oh my gosh, we don’t fit in here,” Rachelle remembers thinking. “We’re from the Midwest.”

So this year, she posed a question to Jesse before heading back for another first day: “Should I wear a dress?”

“Nope,” Jesse replied. “That’s not who we are. I’m wearing my hooded sweatshirt and gym shorts that I wear every day. I am going to the office to get a workout in. Just be who you are.”

Grounded, always, to where he once was and how far he has come.

Grounded, always, to what those rejection letters represent.

Remember where you came from. Be grateful for what you have. Be who you are.

In this moment, football has given Jesse things it can never take.

A loving wife. A beautiful family. The gift of fatherhood.

“He’s a football coach, that’s what he does,” Volker says, “but that’s not who he is.”

Jesse attends flag football games and volleyball practices. If he hears his kids in the backyard when he gets home from work, he bursts through the gate and joins the fun. He takes the kids out for ice cream after every Chargers win. Millie, Monte and Mac jump into his arms after he finishes news conferences at the practice facility.

“He understands the value of a father being in there,” Ellen says. “He wants to be close to his kids.”

Rick laments missing the “everyday moments” back in Indiana.

“If I had it to do over, I probably would have arranged life differently,” he says.

Now, Rick has a front row seat to it all — not just as a father, but as a grandfather.

“A blessing and a privilege,” he says.

Football gives. Yes, football gives.

“It’s all family, and he is very dedicated to that,” Ellen says of Jesse. “I’m more proud of him for that than anything else.”

## Devin Woodhouse

### Chargers vs. Chiefs a family affair with Andy Reid's son-in-law in L.A.'s corner

*By Sam Farmer,  
Los Angeles Times  
September 4, 2025*

SÃO PAULO, Brazil — Turns out, the marquee matchup Friday night between the Chargers and Kansas City Chiefs isn't just a season-opening showdown between two premier quarterbacks and legitimate Super Bowl hopefuls.

It's also a family feud — minus the bad blood.

Devin Woodhouse, head strength and conditioning coach for the Chargers, is the son-in-law of Chiefs coach Andy Reid, an under-the-radar connection that further hems these AFC West rivals.

"In our first game last year, I was a little anxious playing them," Woodhouse told The Times. "It felt weird rooting against him at times."

Reid understands, and he loves the fact that before bringing Woodhouse with him from the University of Michigan, Chargers coach Jim Harbaugh called his Kansas City counterpart and asked him if that would be OK.

"I said, 'Heck, yeah, I'm honored that he's got an opportunity to work for you,'" Reid said. "I got the biggest kick out of that, that Jim would even think of that. ... What a class act."

Woodhouse, modest and focused on his Chargers responsibilities, was initially reluctant to sit down for an interview. But Harbaugh and Reid nudged him to talk, as did his direct boss, Ben Herbert, executive director of player performance.

"I don't want to dim that light on him," Herbert said. "I want that light brighter."

Woodhouse, 34, who grew up in Rancho Cucamonga, met his future wife, Drew Ann Reid, when they were members of the same ward of their church in Provo, Utah. They had mutual friends, an instant connection and were married in 2013.

The couple was further bonded by tragedy. Drew Ann's older brother, Garrett, who struggled with drug abuse for years, died in 2012. The twin brother of Woodhouse, Chaz, who was confined to a wheelchair with cerebral palsy, died a year later.

"As our relationship was growing, her brother passed away," Woodhouse said. "We grew even closer together."

The two now have four children, two boys and two girls, all of whom refer to Reid as "Gramps." Woodhouse doesn't call his father-in-law anything but "Coach."

"I would say he's a better man than he is a coach, and he's a pretty dang good coach," Woodhouse said. "And [mother-in-law] Tammy is the head coach of the head coach, so that's how good they both are. I just love them, and not just the

people they are for my wife, but for my kids and their grandkids.

"One of the things I love most about Coach Reid is how much I feel people love to play for him. It's a cool thing to witness and I respect it a lot."

Woodhouse feels the same way about Harbaugh, for whom he and Herbert worked at the University of Michigan.

"Ben Herbert found Dev," Harbaugh said. "When Herb recommends somebody, I already know it's going to be good. He doesn't bring in anybody who doesn't have a tremendous work ethic. Devin came in, and Herb was right."

Herbert is meticulous down to the smallest detail. For instance, each dumbbell at the Chargers facility is emblazoned with the club's lightning-bolt logo. Not only is that wall of weights always precisely arranged, but every lightning bolt is arched in an identical way. To ensure there's never a speck of dust on the floor, Herbert and his crew use electric leaf blowers each day to clean the massive space.

Helping oversee the physical well-being of so many elite athletes is a challenging assignment, particularly for a franchise that has an unfortunate history of losing key players to injuries — as the Chargers did in August with left tackle Rashawn Slater, who sustained a season-ending knee injury.

The way Harbaugh sees it, no one is better equipped to train an NFL team than Herbert.

"We are the tip of the spear," said Herbert, who is not related to Chargers quarterback Justin Herbert. "Our job is to impact the mental and physical capability of the players. The physical part is much easier. The mental part — emotional stability, consistency — that's the separator. And trust is everything."

Woodhouse has a knack for building and maintaining those trusts.

"He has an ability to build relationships across a melting pot of personalities," Herbert said. "He's also versatile across range-of-motion, tissue and joint, strength, power and movement traits. So much so that with my 14-year-old, twice a week I want Coach Woodhouse to work with him."

Woodhouse has a particularly keen eye when it comes to evaluating the tiniest aspects of a person in motion, helping players make subtle adjustments to the way they run in order to improve their speed.

Chargers strength and conditioning coach Devin Woodhouse works with Chargers wide receiver Ladd McConkey.

Chargers strength and conditioning coach Devin Woodhouse works with Chargers wide receiver Ladd McConkey before a game at SoFi Stadium against the Tampa Bay Buccaneers on Dec. 15, 2024. (Ty Nowell / Los Angeles Chargers) Advertisement

"Dev's someone who's going to support you, but he's going to tell it like it is," Chargers receiver Ladd McConkey said. "I'll be running a route, and Dev's over there with his phone recording me. Then we'll look at it in slo-mo and break it down."

During games, Woodhouse is on the sideline as a "get-back" coach — a term he doesn't

particularly like — making sure players and coaches keep a sufficient distance from the field.

As for his own emotions, he figures he will have them in check, even with his father-in-law on the opposite sideline.

Family is family, true. But football is football.

## Keenan Allen

### Chargers torment Aaron Rodgers in win over Steelers on Keenan Allen's record night

By Elliott Teaford  
Orange County Register  
November 9, 2025

INGLEWOOD — The game was all but won, but time was running out, so Keenan Allen approached Chargers coach Jim Harbaugh with a simple request. Let's run something short and sweet for the franchise record, as Allen would later explain the circumstances around his franchise-record reception.

Harbaugh called on the headset to offensive coordinator Greg Roman, stationed upstairs in the coaches' booth, to relay Allen's play and get the go-ahead. Roman agreed wholeheartedly and, soon enough, quarterback Justin Herbert shoved a pass to Allen on the right side for a 7-yard gain.

Allen's 956th career catch with a little more than two minutes left in the Chargers' 25-10 victory over the Pittsburgh Steelers on Sunday at SoFi Stadium topped the previous franchise record held by Hall of Fame tight end Antonio Gates, who was among the crowd of 72,174.

"I was on the sideline and (Harbaugh) said, 'We're trying to get it to you,'" Allen said after catching two passes for 19 yards. "I said, 'Hey, just run the speed sweep.' It's the easiest catch I get. It's like a guaranteed catch. They actually called me a genius. Like, 'Why didn't I think of that?'"

Said Harbaugh: "I thought it was a really good call. Keenan's got family here. He wanted to do it in front of the home crowd and it was a great idea. We went with it and it was a great run, too. That was just tremendous. ... He's done a great job and it just feels great to be a part of it."

Allen's record-tying and -breaking catches were a footnote on the Chargers' third consecutive victory, a third dominating defensive clamping in a row. Above all, they gave Hall of Fame quarterback Aaron Rodgers fits from beginning to end, limiting him to 16-for-31 passing for 161 yards.

Chargers defensive backs R.J. Mickens and Donte Jackson intercepted Rodgers and outside linebacker Khalil Mack sacked him in the end zone for a safety in the first quarter. Rodgers was hurried and harassed and looked as uncomfortable as a four-time MVP could possibly look.

The Steelers were 0 for 9 on third-down conversion attempts until Rodgers led a late drive for a touchdown, completing a 27-yard scoring pass to wide receiver Roman Wilson that cut the Chargers' lead to 25-10 with 2:57 remaining in the game. Pittsburgh ended up 2 for 11 on third downs.

"Oh, wow," Chargers linebacker Denzel Perryman said. "I don't pay attention to that stuff, man. I just want to worry about the next play. But, wow, I didn't know that. OK, OK, the defense went out there and did their thing."

Shout out to the defensive line. Definitely gave (Rodgers) pressure."

Chris Boswell gave the Steelers a 3-0 lead with a 59-yard field goal with 10:25 left in the first quarter. The Chargers then went on a 25-0 run, with Mack starting things with his 35th career sack in three-plus seasons after they acquired him from the Chicago Bears before the 2022 season.

Cameron Dicker kicked a 32-yard field goal and Herbert hit Ladd McConkey for a 15-yard touchdown pass, and the Chargers were, if not exactly rolling toward victory, then at least avoiding the many misfires and letdowns that plagued Rodgers and the Steelers during a lackluster first half.

Dicker kicked two field goals in the second half, including one from 59 yards that extended the Chargers' lead to 15-3. Herbert and McConkey then set up Kimani Vidal's 2-yard touchdown run that made it 22-3 in the fourth quarter with a spectacular 58-yard catch and run down the left sideline.

All that remained was for Allen to get his record. He had already caught one pass from Herbert for a 12-yard gain in the second quarter to tie Gates. But he was something of a forgotten man in the plays that would follow as Herbert, McConkey and Vidal handled the offensive workload.

In the end, Allen agreed it was a unique way to break the record.

"A little bit," he said, chuckling. "Two catches were hard enough to get (Sunday)."

At that moment, with Allen's teammates celebrating his record-breaking catch by mobbing him along the sideline and spraying water on him, it was difficult to remember that the game turned on a defensive play by Mack, another likely Hall of Fame candidate when his playing days are done.

Mack charged through the Steelers' line to drop Rodgers in the end zone to narrow the deficit to 3-2 with 5:09 remaining in a lackluster opening quarter. Rodgers lost control of the ball when Mack hit him from behind, but fell upon it to prevent a Chargers recovery and a touchdown.

"He's a Hall of Famer," Chargers linebacker Daiyan Henley said of Rodgers. "So, for us to do that, it's not the easiest thing to do when you have a guy back there (that's so accomplished). He's a hell of a talent, obviously. We all know that. We just believed in the matchup up front."

### Ageless Keenan Allen on the verge of an incredible feat for Chargers

By Sam Farmer  
Los Angeles Times  
September 25, 2025

EAST RUTHERFORD, N.J. — Raw speed was never his game, and maybe that helps explain why Keenan Allen has aged so gracefully in his NFL receiving career.

"Father Time isn't really nipping at his heels because he was never a 4.3 guy," said Hall of Fame receiver James Lofton, referring to Allen's time in the 40-yard dash. "He's like a designated

hitter in baseball or a great three-point shooter in basketball. Those players are always going to be there, and he has the ability to make them."

Allen, who could make NFL history Sunday when the Chargers play at the New York Giants, runs his routes with surgical precision and has Houdini hands, typically emerging with the football even when a defender is superglued to him.

"I don't count on my speed to get open," said Allen, 33. "It's more like, in close spaces I've got to win."

In another sense, he might be the fastest pass catcher in NFL history. He needs seven more receptions to reach 1,000 for his career, likely doing so in fewer games than any player ever. Sunday will be his 158th game. As it stands, the fastest to 1,000 is Marvin Harrison in 167.

Allen has caught touchdown passes in all three games for the undefeated Chargers, including a 20-yarder against Denver last Sunday that was astounding on both ends — Matrix-like sidearmed sling by Justin Herbert and jaw-dropping catch by Allen who was wearing a defender like an overcoat.

"I was in the end-zone family section right behind him," Zach Maynard said. "I was in shock. I didn't even know how to celebrate. It was one of those plays where you sit there and say, 'Oh, my God, did that actually just happen?'"

If Maynard was in shock, that's saying something. He's Allen's half-brother and his first quarterback, so he's intimately familiar with what the football world now knows: never underestimate No. 13.

"It's kind of like watching LeBron still dunking at 40," Maynard said. "Keenan's still competing at the highest level."

Allen, whose NFL seasons match his jersey number, is plenty youthful too. He doesn't "talk old," as coach Jim Harbaugh likes to say.

"You start talking old, you start playing old," Harbaugh said. "It's an obvious mindset. I don't see any difference [in him], just Keenan Allen doing Keenan Allen things that he's always done. Never once heard him talk old, so there's a pretty good chance he's not thinking it."

And to think Allen would have been OK calling it a career had the Chargers not reached out to him in August after the surprise retirement of Mike Williams. That's when Allen ran a comeback pattern, signing a one-year deal with the Chargers, where he spent his first 11 seasons before they traded him to Chicago last year.

"I just wanted to be back here playing with the guys I came up with and the colors I started with," he said.

Thirty-three isn't old to the outside world, but by NFL receiving standards, it's a flip phone in the age of Androids. With that long beard, Allen is Grip Van Winkle.

Hall of Fame receiver Tim Brown, who retired at 38, says elite receivers have two elevators. When the physical elevator goes down, the mental elevator rises, allowing the player new and crafty ways to get open.

"It's about working smarter, not harder," Brown said. "If I could avoid that fight at the line of scrimmage, or at the top of my route, then in my mind it just gave me the energy to play another play."

"The great thing about Keenan is he's an excellent route runner. He knows how to put his foot in the ground, and even being a big guy, get out and make things happen."

Allen, listed at 6-foot-2 and 211 pounds, appears even more solid than that. He played all sorts of positions growing up in North Carolina, and was recruited to Alabama as a safety. Maynard is three years older, and when he decided to transfer from Buffalo to the University of California, his younger brother decided to follow him to Berkeley.

In 2011, Allen's sophomore season, NFL scouts converged on a USC-Cal game in part to scout receivers such as Robert Woods, Marqise Lee and Marvin Jones. Cal lost, 30-9, but Allen had 13 catches for 160 yards.

Tom Telesco, who would be general manager of the Chargers two years later, was in the Indianapolis Colts personnel department at the time, working under the legendary GM Bill Polian.

"We're walking out of the stadium and Bill looks at me and he's like, 'Are you thinking what I'm thinking?'" Telesco recalled. "And I look at him like, 'You mean that sophomore receiver who was the best player on the field?' That was Keenan. Bill looked at me and said, 'He's Andre Reed.'"

That was lofty praise, considering Reed, a Hall of Fame receiver, was such an integral part of those Buffalo Bills who reached four consecutive Super Bowls. Polian was instrumental in assembling those teams.

"Andre was a little heavier — he was a tight end in college — but with great route runners like both of them are, guys I would term natural receivers, they're capable of adjusting to that loss of a step or half-step with the way they run their routes," Polian said. "Also, the way they work with their quarterbacks in terms of ball positioning."

Philip Rivers, longtime Chargers quarterback, was on the same wavelength as Allen. Similar to the relationship Allen now has with Herbert.

"There would be times where I'd holler at him out there like, 'Hey!'" Rivers said. "And he'd kind of nod at me like, 'I see it. We're good. Don't say anymore or we'll give it away.'"

Much of their communication was wordless.

"You could throw behind him and almost talk to him with the ball," Rivers said. "Depending where I threw it, he'd be able to throttle it on or off and make the catch."

Allen is particularly adept at having "late hands," waiting until the last possible moment to reach up and latch onto the football, rather than giving the defender ample time beforehand to prepare for the incoming pass.

"It's just repetition," said Allen, sitting at his locker while speaking to a reporter. "I could reach up my hands right now and catch a ball and you'd have never seen it coming. It just appears."

The memory of the USC-Cal game was still fresh in Telesco's mind when he was in the Chargers draft room in 2013. The team had a first-round grade on Allen but wasn't really looking for a receiver. Yet when the third round came around and Allen was still on the board...

"Keenan's card is sitting up there and [scout] JoJo Wooden tapped me and said, 'What about Keenan here?'" Telesco said. "I said, 'Look, we can do it but he's probably going to be inactive for the whole year and be a developmental player.' And JoJo said, 'Dude, just take him. Don't overthink this.'"

The Chargers did, and Allen played early because of various injuries at receiver. He led all NFL rookies with 71 receptions and broke multiple team rookie records.

"I had no idea the Chargers were going to take me," he said. "Never talked to them. Never took a visit."

The Chargers fooled everyone. They had late hands.

## Why Keenan Allen's return to Chargers has been team's best offseason move

*By Daniel Popper  
The Athletic  
September 26, 2025*

EL SEGUNDO, Calif. — On the morning of Aug. 1, Keenan Allen took the field at the Los Angeles Chargers' practice facility for a private workout. Coach Jim Harbaugh and general manager Joe Hortiz looked on as Allen ran routes.

Workouts like these happen daily across the NFL. Some decision-makers like to get eyes on potential signings to see firsthand how they move. Harbaugh and Hortiz fall in this category. Even so, there was something different and rare about this workout — beyond the fact Allen had spent his first 11 seasons playing for the organization.

Starting quarterback Justin Herbert was throwing the passes.

Allen said he called Herbert to let him know he was arriving at the facility to work out at 9 a.m. The two, of course, had spent four seasons together with the Chargers from 2020 to 2023. "Yes, cool, I'll be there at 9," Herbert replied, according to Allen. The Chargers also encouraged Herbert to throw to Allen in the workout.

One of Herbert's favorite receivers was going to be back on his practice field? Herbert did not hesitate. Allen acknowledges now that catching passes from the starting quarterback in a workout was "abnormal."

"I didn't imagine myself ever doing (another) workout," he said. "It didn't even feel like a workout. It felt like routes on air."

The connection returned immediately. Herbert translated the route verbiage of the new offense, which has changed since the three offenses over their four seasons together. "It was just easy," Herbert said. Five days later, the Chargers signed Allen to a one-year deal. And through three games, Allen has emerged as perhaps the

most important and impactful addition Harbaugh and Hortiz made to their 2025 roster.

Allen leads the Chargers with 19 receptions, none more important than the 20-yard touchdown he caught in the fourth quarter of Sunday's victory over the Denver Broncos. The Chargers, who play the New York Giants this weekend, improved to 3-0 with the win.

The catch tied the score at 20 with 2:37 remaining. Herbert bounced off a sack attempt from Broncos defensive tackle Zach Allen. He escaped to his left. With Broncos edge rusher Nik Bonitto closing in, Herbert changed his arm slot and threw off his back foot through contact. Allen was covered in the end zone by Broncos cornerback Riley Moss, who had his back turned to Herbert. Allen flashed his hands at the last second to prevent Moss from making a play on the ball.

"I'm putting the ball in harm's way on a play like that," Herbert said, "and it's saying that I trust him to go up there and get it."

This trust was forged over four seasons. Herbert and Allen have always formed a symbiotic relationship on the field — Herbert elevating Allen; Allen elevating Herbert. Herbert believed Allen would make this play in this situation because he had done it before.

In Week 2 of 2023 against the Tennessee Titans, Herbert threw a touchdown to Allen on a fourth down on an almost identical play. Defensive tackle Jeffery Simmons won instantly up the middle and hit Herbert in the pocket. Herbert bounced off the sack attempt. He escaped to his left. He threw off his back foot through contact from an oncoming edge rusher.

Allen was waiting on the left side of the end zone. He flashed late hands and came down with the touchdown through a helpless cornerback.

"It feels normal," Allen said. "Just doing what I do."

It's what he does with Herbert, and that is being reliable in clutch moments.

From 2020 to 2023, Allen had 100 conversion receptions on third and fourth downs, according to TruMedia. Only Tyreek Hill had more such receptions in that span with 102.

Allen already has six conversion receptions on third and fourth downs through three games this season. Safety Derwin James Jr., who played with Allen for six seasons, coined the phrase "third-and-Keenan."

Allen's productivity in this phase was one of the differences in the Chargers' win over the Broncos. Allen had two third-down conversions in the fourth quarter, including a third-and-10 on the tying touchdown drive.

Allen also beat man coverage for a 9-yard reception on the winning two-minute field goal drive.

"The plays that he made in the second half were amazing," offensive coordinator Greg Roman said.

Allen is one of the smartest receivers in football. He has a thorough understanding of how to attack the leverage of defenders — an understanding he passed on to Herbert. That

transfer of knowledge started happening as soon as Herbert took over as the starter in Week 2 of his rookie season in 2020.

Allen would pull Herbert aside and provide valuable lessons on how to stem routes to take advantage of defenders' body positioning.

As Herbert told me in 2021, "Hearing that from him, it taught me a lot about it."

On a third-and-3 in the fourth quarter against the Broncos, Allen sat a route down in between two zone defenders. Herbert knew where Allen was going, how he was attacking the space. Herbert fired a missile to Allen's right shoulder, away from the sitting linebacker. Catch. Conversion.

This chemistry never left Herbert and Allen, even though they spent a year apart. Two of Allen's three touchdowns this season have come in off-script situations, with Herbert escaping the pocket and looking to create.

"To have a veteran like that who knows that and is able to see that," Herbert said, "it makes my job so much easier."

In a different universe, Allen would have spent 2024 with the Chargers instead of with the Chicago Bears. The Chargers approached Allen about taking a pay cut. Allen had no intention of doing so, as he made clear in August after he resigned. The Chargers then traded Allen to the Bears for a fourth-round pick.

Allen had 70 catches for 744 yards and seven touchdowns as the Bears lost 12 games.

"The plan was to do better than I did, obviously," Allen said. "But for whatever reason, that didn't happen."

Allen hit free agency. He had hopes of returning to the Chargers. But they had signed Mike Williams, Allen's former Chargers teammate and good friend, in March. The Chargers also drafted two receivers in April. The writing was on the wall.

Allen said he considered retirement. He also considered trying to play for the Los Angeles Rams to remain in Southern California, where he kept his house and family during his one year in Chicago.

Then, on the eve of training camp in July, Williams shockingly retired. Allen said he called Williams.

"You're done? Like, done done?" Allen asked.

Williams confirmed. Allen let Williams know he could be returning to the Chargers. Then came the workout, and the signing — "at a lower cost," as Allen jokingly points out.

"Still wish Mike could have been here," Allen said, "but definitely happy I can be back."

During training camp in 2021, Herbert was sitting in a conference room at the team hotel in Irvine, Calif. He was discussing the impact Allen had on his record-setting rookie season.

"I want to play with him for as long as I can," Herbert said of Allen then.

For a year, it looked like their time together had ended.

Now the Chargers are undefeated, and Herbert and Allen's most significant snaps as a duo could very well be ahead of them.

"It's been like he never left," Harbaugh said.

## Keenan Allen is back: Why Chargers signed him now, and how he fits into WR room

*By Daniel Popper  
The Athletic  
August 6, 2025*

EL SEGUNDO, Calif. — Los Angeles Chargers undrafted rookie quarterback DJ Uiagalelei had been wearing No. 13 through the first three weeks of training camp, including in the Hall of Fame Game last week. It never quite felt right. Of course, that number had belonged to receiver Keenan Allen for 11 seasons, from 2013 to '23, as Allen became the leading wide receiver in franchise history.

On Tuesday evening at The Bolt, Uiagalelei jogged onto the practice fields wearing a different jersey, No. 7. Something was up. Moments later, the Chargers announced the reason: Allen had agreed to terms to return to the Chargers for a 14th season.

He is back.

"This is where he grew up," general manager Joe Hortiz said of Allen on the practice sidelines about an hour later. "This is where he became Keenan Allen."

Allen was under contract with the Chargers when coach Jim Harbaugh and Hortiz took over in early February 2024. Harbaugh mentioned Allen by name at his introductory news conference at SoFi Stadium, including him in the exciting "pros on this team." Six weeks later, the Chargers traded Allen to the Chicago Bears for a fourth-round pick. The Chargers were cap-crunched. They needed to clear space. They initially approached Allen about taking a pay cut, but the two sides could not come to terms. The Bears swooped in and offered a quality return.

Earlier this week, Harbaugh hinted at those comments he made at his introductory news conference. "You probably know my feelings on that, pretty much dating back to when I first took the job," he said. "The interest has always been in there in Keenan."

The Chargers brought Allen in for a visit on Friday. Harbaugh said that visit "went well."

"He did a lot of Keenan things," Harbaugh said. "It was an impressive workout."

Allen was in the final year of his deal when he was traded to the Bears. He became a free agent in March.

"We know how good he's been throughout his career, and he was out there on the open market still," Hortiz said. "A chance to bring someone of his caliber back (who) we think can help us win games, so we're fired up to have him."

The Chargers opted for an alternate reunion earlier this offseason when they signed Mike Williams to a one-year deal. Williams had spent the first seven seasons of his career with the Chargers. Like Allen, Williams was in the final

year of his deal with the Chargers in the 2024 offseason. The Chargers cut him to save cap space.

Williams filled a more logical role for the current Chargers roster. He had proven with the Chargers and quarterback Justin Herbert that he could be a down-the-field threat outside the numbers, particularly in contested-catch situations. That was a skill the Chargers were lacking, especially before the draft.

Williams, though, shockingly announced his retirement on the eve of training camp. That left a vacuum of sorts in the Chargers receiver room. They had talent, sure. Ladd McConkey emerged as true No. 1 option as a rookie. The drafted Tre' Harris in the second round and KeAndre Lambert-Smith in the fifth round. But this was a very young group. After Williams' retirement, Quentin Johnston was the career receptions leader in the room with 93.

Allen has 974 career receptions.

Hortiz admitted that Williams retiring "opened up more opportunity."

"We know Keenan brings veteran presence, and I think everyone knows that," Hortiz said. "What he's done in this league, all the pelts he has on the wall, you get a chance to add someone like that, you do it."

Where does Allen fit into the current makeup of the Chargers receiver room?

McConkey played a vast majority of his snaps in the slot last season. According to TruMedia, he ran 340 routes from the slot and 135 routes from the outside. He was also more productive in the slot, both in terms of total production and efficiency. McConkey averaged .08 expected points added per route on the outside and .14 EPA per route in the slot in 2024, according to TruMedia. He caught 29 passes for 385 yards and two touchdowns on the outside in 2024. He caught 52 passes for 761 yards and five touchdowns from the slot.

TruMedia's alignment data only goes back to 2019. So Allen's splits do not cover his entire career. He has played more in the slot in that span, the past six seasons. From 2019 to '24, Allen ran 1,810 routes from the slot and 1,344 routes on the outside. He caught 287 passes for 3,020 yards and 20 touchdowns from the slot. He caught 261 passes for 3,008 yards and 18 touchdowns on the outside. From an efficiency standpoint, Allen averaged .06 EPA per route from the slot and .08 EPA per route from the outside.

"I think he can help us in multiple roles," Hortiz said. "I really believe that. I think he's been that way his whole career, and I don't see that being any different now. ... You guys know how Keenan has been used everywhere he's been, and you'll see the same thing. A lot of versatility."

Hortiz added: "You get good players on the field, and you play them. So you can get creative with a lot of different players. Ladd's played a lot of slot. Ladd's also been productive outside. Keenan's played a lot of slot. Keenan's been productive outside."

McConkey and Allen now become interchangeable pieces. At the same time, there is a reason the Chargers focused primarily on outside receiver as they added in the offseason,

from Williams to Harris to Lambert-Smith. It seemed like a concerted effort to create complementary pieces around what McConkey brings in the slot.

Will the Chargers be getting the absolute most out of both McConkey and Allen if only one of the two can play in the slot in three-receiver packages? That is to be determined. Both players have certainly shown the ability to produce on the outside. Both players have also spent the majority of their time in the slot.

In the end, the Chargers needed a proven player at this position after Williams retired. And they brought back the most proven wide receiver in the history of the organization.

"You got a lot of good football players on the field that help you win games," Hortiz said, "and that makes you tough to beat."

## Keenan Allen's journey back home to the Chargers

*By Fernando Ramirez  
The Sporting Tribune  
September 4, 2025*

It is no secret that Keenan Allen didn't want to leave the Chargers. He envisioned himself spending his entire career in powder blue.

Last offseason, Jim Harbaugh and Joe Hortiz came in and knew they had to fix the salary cap. Allen was asked to take a pay cut—something he shouldn't have had to do after posting 108 receptions, 1,243 yards, and seven touchdowns.

Instead, the Chargers traded him to the Chicago Bears for the 110th pick in the fourth round. Hortiz later packaged that pick, along with a second-rounder, in a deal with the New England Patriots to move up and select Georgia receiver Ladd McConkey. With the 137th pick in the fifth round, the Chargers also added Maryland cornerback Tarheeb Still, who went on to lead the team with four interceptions.

While the rookies shined in Los Angeles, Allen was in Chicago adjusting to a new offensive system, two different head coaches, and a rookie quarterback in Caleb Williams.

He played in 15 games, recording 70 catches for 744 yards and seven touchdowns, but the Bears finished just 5-12. It wasn't an easy year.

"I needed my team with me," Allen said.

By "team," he wasn't referring to his teammates but to his wife, Ciara, and their four children, who stayed in Southern California while he lived in Chicago. The family decided not to uproot for five months, choosing instead to let the kids remain in school and stay close to their friends.

Even from the Midwest, Allen kept tabs on the Chargers, watching how they fared throughout the season. He noticed McConkey's breakout rookie year—one that saw him break many of Allen's own franchise rookie records.

"He had a couple more games," Allen said with a laugh.

Allen also kept a close eye on Quentin Johnston, who had been a rookie during his final year in Los Angeles. At the time, Allen had been vocal

about advising Johnston to block out outside noise and focus on his development.

That growth showed in 2024, as Johnston nearly doubled his rookie-year production with 55 receptions for 711 yards and eight touchdowns.

"His confidence is building," Allen said of Johnston. "I think he's ready to show this year even more."

He even watched the Houston Texans eliminate the Chargers in a 32-12 loss—a game where McConkey was the only real receiving threat, finishing with 197 yards and a touchdown. The next-best receiver that day was tight end Will Dissly, who managed just 16 yards.

"They could have used me," Allen said.

Allen admitted it hurt to watch his old team go down like that after such a solid year under Harbaugh. His mind, as always, was breaking down defenses and imagining where he could have taken advantage of their weak spots.

Even though he had nothing to do with the matchup against Houston, Allen instantly recognized how he could have helped.

"Just because of the way Houston plays—they run man so much," Allen said. "Definitely could have been a help."

### The Free-Agent Wait

He entered the offseason as a free agent for the first time in his career but didn't receive the kind of offers he felt matched his value.

"I think I got down played," Allen said. "That is part of the chip."

That chip on his shoulder has fueled him throughout his career—whether it was Mike McCoy rarely giving him first-team reps as a rookie in training camp, his Madden rating, or top receiver lists. Allen has always thrived when doubted.

He stayed in shape, continued his workouts, and waited for the phone to ring—hoping it would be the Chargers calling.

But instead, the Chargers went younger, drafting Tre Harris and KeAndre Lambert-Smith while also bringing back Allen's former teammate, Mike Williams.

During his first press conference, Williams expressed his desire to reunite with Allen and quarterback Justin Herbert.

"We ain't gonna speak on that. We ain't gonna talk about that," Williams said with a few laughs. "I'd love that, though. I would love that... That's my dog. We'd be together every other day. Yea, I love that. Why not?"

On the first day of training camp, however, the Chargers announced that Williams would be retiring after the numerous injuries he had sustained throughout his career.

### The Call Back Home

A couple of weeks later, Allen finally received the call he had been waiting for—the Chargers wanted to bring him in for a workout.

Before moving forward, Allen reached out to Williams out of respect, letting him know he might be returning to the team.

"I ain't tripping bro, go do your thing," Williams responded to Allen.

Allen admitted that if Williams hadn't retired, he doesn't believe he would be back. But as he put it, things happen for a reason.

He also credited the fans for playing a role in his return. Throughout the process, they flooded social media with calls for the team to bring him back.

"Grateful, feeling the love for sure," Allen said of the support. "The whole way through the process last year, this year. Like I said, I always wanted to be back."

### Reunited with Herbert

From 2020 to 2023, Allen shared a unique relationship with Herbert—so strong that he once joked that if they both went on the field blindfolded, the quarterback could still find his receiver. That connection translated into 376 completions for 4,088 yards and 25 touchdowns over 52 games.

Allen noticed during workouts and the first few practices back that the chemistry was still there, though some areas still needed work.

"For me, the pitch and catch stuff has been picking up where we left off," Allen said. "Just learning a new offense where they like the spots, the splits and stuff like that. That's where we are just trying to build the chemistry on that."

Safety Derwin James is one of the players who lights up every time Allen's return comes up. He knows firsthand how dangerous Allen is on third down.

"They already have the connection," James said. "It's like having your boy back with you."

In Allen's absence, Herbert developed a strong rapport with rookie receiver Ladd McConkey, connecting on 82 passes for 1,149 yards and seven touchdowns while throwing only three interceptions. Allen has noticed Herbert's growth heading into their fifth season together.

"He's more confident, he's more composed," Allen said. "He knows this offense like the back of his hand. So I'm excited about it."

### Mentoring the Young Guns

Before Allen's return, some NFL experts questioned whether he and McConkey could coexist in the same offensive scheme, given that both primarily play in the slot. Allen dismissed the concern.

"You got two guys that know how to play football, love to play football and compete," Allen said. "I think you can put us anywhere. I'm a guy who can be anywhere on the field and obviously he showed last year he can do it all, too."

McConkey agreed, noting the flexibility of the system offensive coordinator Greg Roman runs.

"The great thing about our offense is we can all move around," McConkey said. "One by three formations, whoever it might be, me, Q, Keenan, [Reagar], whoever is out there, we can all rotate

and be in different positions and scheme it up the way they want and have whoever run what route then we can rotate and run another way."

Roman also feels confident it will work.

"There is great communication going on there too, so that's great as well," Roman said. "He scoffed at it. I scoff at it. There we are."

Even after only a month back with the Chargers, Allen was already voted a team captain.

"The respect he has from his teammates spoke volumes," Harbaugh said of Allen being voted captain.

The Chargers' receiving room features a mix of young, talented players—some experienced, some not—but all capable of making plays for Herbert. Allen has watched them closely in practice and preseason games. His first opportunity came in the Rams preseason matchup, where Tre Harris caught six passes for 85 yards and KLS had two catches for 66 yards and a touchdown.

"Definitely impressed by the young guys," Allen explained. "Just how polished they are, the techniques that they already have, the speed of the game, and the confidence."

With the receiving room's inexperience, a veteran presence was needed. While Mike Williams had been brought back, his retirement made Allen the obvious choice due to his familiarity with the team and desire to help elevate those around him.

"He's been doing it for a long, long time," Harris said. "I've even talked to him about his career, just like all the ups and downs he's gone through. It's great to have a vet like that in your room."

Before Allen returned, McConkey told the "Kay Adams Show" that he would have loved to have Allen as a teammate to pick his brain. He even tracked down Allen's past practice tape to study his route running. Now, Allen is right there in the room.

"He's a student in the game," McConkey said. "He's been around a lot, seen tons of different looks and ran tons of different routes. Asking him that it's been helpful, and it's been huge for not only for me, but our entire receiver room."

Allen, in turn, has observed how McConkey approaches preparation and game day. He quickly noticed the rookie's dedication.

"Just seeing it in person speaks volumes to his work ethic," Allen said of McConkey. "He does it day in and day out. He comes in and he works. He's one of the first guys here. He's always getting the extra body work."

Another player Allen sought out was second-year cornerback Tarheeb Still, who came to the Chargers via the Allen-to-Bears trade through the Patriots.

Allen noticed Still's number, 29, flashing on the screen last year and didn't hesitate to call him out.

"We going to get after your ass," Allen told the second-year cornerback.

Still, not usually a trash-talker, admitted that the veteran receiver's challenge excited him to face Allen in practice.

"I really took it as 'Okay, let's go. I get to compete against one of the best to play receiver. So, I took it as a challenge,'" Still said. "Kind of got me going a little bit. Kind of got me fired up."

Still knows that going up against Allen isn't for the faint of heart and views it as a chance to improve.

"It's really fun to go against him in practice," Still said. "He talks a lot, so you get to go at it. You get to compete. He runs great routes, so you get great looks. You really get to get better. So I appreciate all the work."

The young receivers aren't the only ones seeking Allen's guidance. After plays where they face each other, Still said he goes to the veteran to learn how to improve.

"He tells me what he sees when he's attacking, how he's going to attack certain routes, what kind of look he's going to give—so stuff like that, stuff I can learn from," Still said.

At this point in his career, Allen is focused on winning. He has been coached by Mike McCoy, Anthony Lynn, Brandon Staley, Matt Eberflus, along with Giff Smith and Thomas Brown (interim head coaches).

He's experienced great wins, ugly losses, and everything in between.

Allen believes the team can succeed under Harbaugh.

"I think so, he has a different approach," Allen said of Harbaugh. "He just gets it off in a different way, and it just means a little different. It's coming from a different place. So I think it's good."

He also feels the young players feed off the culture Harbaugh has instilled.

"Everybody wants to win," Allen said of the team. "Everybody wants to get their job done. The culture is unmatched."

Allen's focus is clear: make an impact, play football, and win a Super Bowl. On paper, this Chargers squad has the best chance to do so because of the talent and depth around it in all the years Allen has been a pro..

The team boasts more depth than big names—a mix of veterans and young players, with Herbert at quarterback and strength across all skill positions.

Allen knows his role with this Chargers team: it's the same one he's had since being drafted in 2013, the same role he believes could finally help the Chargers overcome their playoff slump.

"I don't think it changes for me," Allen said. "Be Keenan Allen, do what you do. Get open, catch the ball."



## Joe Alt

### Chargers' Justin Herbert on Joe Alt TD celebration: 'We're both just big kids'

*By Daniel Popper  
The Athletic  
October 31, 2025*

EL SEGUNDO, Calif. — Joe Alt was back last week for the Los Angeles Chargers, and so was the most wholesome touchdown celebration in football.

It was late in the first half of the Chargers' blowout win over the Minnesota Vikings last week. Alt had missed three straight games with a high ankle sprain, but he returned for this prime-time matchup.

On a second-and-10 from the Minnesota 27-yard line, Chargers quarterback Justin Herbert dropped back to pass, his blindside secure with Alt locking down Vikings top edge rusher Jonathan Greenard. Receiver Ladd McConkey was one-on-one on the outside against Vikings cornerback Jeff Okudah. McConkey hesitated off the line of scrimmage before surging open down the right sideline. Herbert dropped a pinpoint throw into McConkey's waiting arms. Touchdown.

The Chargers took a three-score lead. Alt ran over to Herbert, and the two teammates, standing 5 feet apart, started jumping up and down with their hands raised above their heads.

It was hard to miss. Alt is 6-foot-8. Herbert is 6-foot-6. They were two of the tallest players on the field.

"We're both just big kids," Herbert told The Athletic this week of the celebration. "And I think he's definitely just a bigger kid than I am."

Herbert towers over most of his teammates, but Alt is one of the few who look down on the quarterback.

Two mountainous men channeling their unbridled football joy.

"He came back," Herbert said of Alt, "and then it was just a perfect moment for it."

The origin of the touchdown celebration is a perfect representation of Herbert and Alt. There was no planning. It is not a callback to any movie, television show or video game.

Across the league, NFL players debut new choreographed celebrations after every turnover forced and touchdown scored.

And then there are Herbert and Alt, emoting organically in front of the world.

"It's pure," Alt said. "Us just being us."

When asked about the origin of the celebration, Herbert went back to the Chargers' Week 16 win over the Denver Broncos last season. Late in that game, Herbert shoveled to running back Hassan Haskins, who weaved through the Broncos defense for a win-sealing 34-yard touchdown.

Herbert and Alt embraced in a hug at midfield as the SoFi Stadium crowd erupted.

Team videographers captured Herbert and Alt talking on the sideline after the score.

"Was that not the coolest thing at the middle of the field?" Herbert said.

"Yes," Alt replied, nodding.

Herbert said this season's celebration is an "extension" of that hug.

It has been a natural progression. In a training camp practice this summer, Herbert fired a dart to receiver Tre Harris in the back of the end zone for a touchdown. It was one of Herbert's best throws of camp. After the play, Alt ran up to Herbert, screaming. Alt raised his hands above his head and started jumping up and down. Herbert followed. The teammates started high-fiving repeatedly.

"We just saw each other, looked each other in the eyes and jumped up and down," Alt said. "From here on out, it's been a thing."

Herbert was mic'd up that day in camp.

## Cameron Dicker

### Chargers' Cameron Dicker at the forefront of a redefining era for NFL kickers

*By Sam Farmer  
Los Angeles Times  
October 17, 2025*

When the Chargers are successful — and they have won four of six games this season — you can most often trace the results back to two elite components: the arm of Justin Herbert and the leg of Cameron Dicker.

The football world celebrates the former. Herbert has pinpoint precision, even when draped in defenders. But the latter, Dicker's record-breaking reliability, has almost become an afterthought. He's going to make his kicks.

Nearly 80% of NFL games were decided by one possession last season, underscoring the value of a kicker who can deliver three points time after time. For instance, Dicker tied a career high by kicking five field goals in the 29-27 win at the Dolphins, including the 33-yard clincher — and in his five seasons he has never missed a field goal of 40 yards or fewer.

"Boiled down to the base level, yeah, you kick a ball through the pipes," said Dicker, 25, whose team plays host Sunday to the Indianapolis Colts. "But a lot goes into it. You've got to have a great holder, a great snapper, and then great field-goal protection. And then you have to be able to do your job at a high level to keep a job here in the NFL nowadays."

Dicker has made 105 of 111 career field-goal attempts, giving him the best career percentage (94.6) in league history by a player with at least 100 attempts.

"This is a guy that, just under the radar, has continued to be absolutely excellent throughout his career," said retired NFL kicker Jay Feely, who spent a decade as a CBS analyst. "He continually makes his kicks in the big moments and is becoming one of the best kickers in the NFL."

Some of the league's most significant changes are happening in the kicking game. Coaches are increasingly comfortable with long field-goal attempts, making 60 yards feel like the new 50.

The numbers back this up. Field-goal attempts of 50 yards or longer have nearly tripled since 2010, when there were 108 in the entire season. Through six weeks this season, there have been precisely that many, 108, meaning the league is on pace for almost 300.

What's more, the accuracy of those long kicks has risen dramatically. Kickers made 54.6% of those attempts in 2010 but are currently making them at a 71.3% clip.

That has changed strategies. Now, drives that stall around midfield are no longer automatic punting situations but true scoring opportunities.

The NFL record for the longest field goal stood at 63 yards for 43 years — set first by Tom Dempsey, then tied by a handful of others — before Matt Prater made a 64-yarder in 2013.

Longtime Baltimore kicker Justin Tucker has the record at 66 yards, but the booming Brandon Aubrey of the Dallas Cowboys has kicks of 65 and 64 yards. This past summer, Jacksonville's Cam Little made a 70-yarder in a preseason game.

"I think there's an increased confidence in coaches giving players the opportunity to go out there..." said Dicker, whose longest made kick is 59 yards. "I think guys in the past have had the ability to make long kicks and that some coaches haven't trusted it at times. But you're seeing a little bit of a change in that."

Longtime NFL kicker turned kicking coach Michael Husted points to a number of factors in the evolution of the position. Players are starting younger and specializing in kicking, he said, as opposed to sampling other sports. Technology and analytics have made training more efficient and effective. Private coaching, which used to be somewhat exotic, is now commonplace. And people are taking the mental aspect of the game far more seriously.

"Back then, seeing a sports psychologist was, 'What's wrong with you?'" Husted said. "Now, mental training is part of a three-pronged approach: weight room, on-field and between the ears."

Feely knew that life from two different angles. He played 14 seasons in the NFL, then watched his son, Jace, who kicked for Arizona State then Colorado.

"Kicking still comes down to your ability to handle failure," Jay Feely said. "Every kicker is going to miss, and they're going to miss critical kicks. Can you handle failure? Can you come back and not allow that to break you?"

"A lot of kickers I've talked to didn't retire because they couldn't do it physically anymore. They were just done with the mental grind."

As for Dicker, in those high-pressure moments, he leans heavily into his faith as a Christian for perspective.

"For me, at the end of the day, I know I'm loved regardless of what happens," he said. "So I don't really care if I make or miss kicks. I've got to go out there and do the best I can. And once I kick it, it's off my hands."

He finds it helpful to keep gratitude front and center.

"There's a study I read that gratitude and anxiety come from the same place in your brain, and the two cannot coexist," he said. "It's an either-or situation."

No matter the faith, Dicker delivers religiously.

## Justin Eboigbe

### With a heavy heart, Justin Eboigbe delivers career game for Chargers

*By Fernando Ramirez  
The Sporting Tribune  
October 24, 2025*

INGLEWOOD, Calif. -- Last Sunday, Chargers defensive lineman Justin Eboigbe walked off the field feeling like he had played the worst game of his young NFL career.

He didn't record a single tackle, pressure, or stat.

"I felt like I played my worst game this past game and the news I got even worse," he admitted.

The Chargers went on to lose 38-24 to the Indianapolis Colts, with the defense managing just five quarterback hits and one sack. It was an ugly performance in all phases.

But the news Eboigbe received after the game was even more devastating.

"Hearing that my grandma, passed away after the game," Eboigbe said. "At the end of the day it's tough."

His grandmother meant the world to him, and though it was a short week, he knew he needed to lock in.

"Just knowing the woman that she was," Eboigbe said. "She wouldn't want me to be down. She would want me to give it all I got. One thing I just kept saying this whole weekend, especially during the game I just want her be with me."

Eboigbe responded with the best performance of his young career. He recorded two sacks, three tackles, three quarterback hits, two tackles for loss, and four total pressures in their 37-10 victory over the Minnesota Vikings.

He was all over Vikings quarterback Carson Wentz. On the second drive of the game, Wentz dropped back on 3rd-and-11, and Eboigbe split between the center and guard, driving the left guard to the ground before sacking Wentz to force a punt.

His second sack came right before halftime. After Odafe Oweh sacked Wentz to force a 2nd-and-11, Eboigbe pushed the right guard into the center, freeing up Tuli Tuipulotu. Wentz escaped Tuipulotu's grasp, but the Alabama product cleaned it up for the sack.

"I think I mentioned it earlier, some of our young players are really doing a great job and Justin Eboigbe, how about him?" Chargers head coach Jim Harbaugh said. "Two sacks, Justin Eboigbe, there was another great performance by him."

It was a dominant showing played with a heavy heart — a performance Eboigbe dedicated to his late grandmother.

The second-year defensive lineman has taken a significant step forward in 2025. Drafted in the

fourth round last year, he appeared in just five games as a rookie. That experience fueled him.

"I felt bad last year," Eboigbe said. "I felt like I didn't help the team, being an inactive guy, but progress must progress. I just feel like, man, you just keep standing up there, getting better each and every day. Don't let the outside noise or external factors out there affect your mindset."

This season, he's played in all eight games, recording 18 tackles, four tackles for loss, six quarterback hits, and four sacks — the second most on the team.

Eboigbe said he plans to continue honoring his grandmother and believes the best is yet to come for the Chargers defense.

"Man, it was special," Mack said of Eboigbe. "But it's a testament to all 11 guys working hard together, man, trying to make plays and dominate a football game."

## Oronde Gadsden II

### Chargers' early riser Oronde Gadsden II making a good first impression

*By Elliott Teaford  
OC Register  
June 16, 2025*

EL SEGUNDO — Rookie tight end Oronde Gadsden II usually wakes up at first light, which these days in Southern California is about 5 a.m. He hasn't adjusted to the Pacific Time Zone after living all of his life in the Eastern Time Zone, so it's been difficult to get back to sleep in an unfamiliar hotel room. Then he's out the door and on his bike for an 8-minute ride to the Chargers' practice facility.

Is anyone else around The Bolt at that unspeakable hour?

"The security guy," Gadsden said.

It's too early for breakfast.

The locker room is empty.

So is the training room.

And the weight room is, too, although strength and conditioning coach Ben Herbert usually isn't far behind.

Gadsden, 21, then heads onto one of the three practice fields hours before the sun breaks through the marine layer and well before he's required to be on hand for the last of the Chargers' organized team activities this week before a nearly monthlong break before the start of training camp on July 17.

So far, perhaps the most difficult part of practices and workouts for Gadsden since the Chargers drafted him in the fifth round in April has been adjusting to the different time zone. He's been early for practice, for workouts, for meetings, for breakfast, for every aspect of his rookie year.

"Being around when my dad was playing kind of taught me the ins and outs and how everything is going to go," Gadsden said of his father, also named Oronde, who spent six seasons as a wide receiver with the Miami Dolphins between 1998 and 2003. "Most of it has gone how I expected."

The elder Gadsden also drilled one very important lesson into his son's head.

"My dad always told me that you should show up early," Gadsden said.

In addition to impressing Chargers coach Jim Harbaugh, tight ends coach Andy Bischoff and veteran teammates such as fellow tight ends Tyler Conklin and Will Dissly, Gadsden's early arrivals have had another benefit. Gadsden has walked through the playbook on his own on the field.

"Coach Herb," as the Chargers call him to distinguish him from quarterback Justin Herbert, suggested Gadsden hit the field early in order to drill down on the plays and better prepare for team walk-throughs and practices that often don't start until noon or later. It's been very helpful.

"He was really the one that came up with that," Gadsden said of Ben Herbert.

Conklin and Dissly have been helpful in mentoring Gadsden as he makes the transition from Syracuse University to the Chargers. The tight end's job isn't just about catching spirals from Justin Herbert. It's also about blocking and clearing space for running backs Najee Harris and Omarion Hampton.

"He wants to listen, he wants to learn," Bischoff said of Gadsden. "All you ever ask of a blocker is a willingness, and we can take it from there. If they have a willingness, then you've got to hone in on the fundamentals and help them grow. If they don't have a willingness, that's a challenge."

"He has a willingness."

Gadsden also has shown in spring practices that he can make plays, which in addition to his 6-foot-5, 236-pound frame, was what attracted Chargers general manager Joe Hortiz to him before the draft. The Chargers believe he can be another reliable target for Justin Herbert.

Last season at Syracuse, Gadsden caught 73 passes for 934 yards and seven touchdowns in 13 games. He was a third-team AP All-America selection and a first-team all-Atlantic Coast Conference pick in 2024 and 2022 after moving to tight end from wide receiver before the '22 season.

"It's way early, way early, but he's twitchy," Bischoff said in evaluating Gadsden's play so far. "He separates. He does some really good things in the passing game, and I think, as he's become more comfortable in our system in the last four or five days, people are beginning to see that."

Now, if the Chargers can just get him to sleep past the crack of dawn.

## Omarion Hampton

### The Inside Story of How the Chargers Drafted Omarion Hampton

By Eric Smith  
Chargers.com  
June 2, 2025

The night before Round 1 of the 2025 NFL Draft, the Chargers held a gathering at a restaurant in El Segundo.

Chargers General Manager Joe Hortiz was there, as was Head Coach Jim Harbaugh and his staff, the entire scouting and personnel team and several other departments within the Bolts front office.

The event was to celebrate months of hard work and commitment that would culminate over the next three days beginning with the No. 22 overall pick, which the Chargers held in the first round.

"It's a cool thing to just bring people together," Chargers assistant general manager Chad Alexander said of the get together. "After going through the process and debating with each other about this player or that player in our draft meetings, we're still all in this thing together. It always comes from a good place. Everyone was excited. You look around at each other and it's like, 'We're going to go all in this weekend!'"

As he mingled about at the get together, Alexander couldn't shake a premonition that Omarion Hampton was going to end up as a Los Angeles Charger the next night.

Alexander, of course, knew that the uber-talented and productive North Carolina running back might not even be available at No. 22 overall.

Others in the front office felt the same way.

"You hope," said James MacPherson, a Chargers regional scout whose area includes North Carolina.

"But there was no certainty and no guarantee because other teams are looking at the same film and same things we're looking at," MacPherson added. "I felt like he was an elite player, and those guys usually go early."

Even so, Alexander simply had a hunch and wanted to find a way to pass the intuition along to Hortiz.

Alexander was slated to give Hortiz a ride back to the team facility after the event and figured that was as good a time as ever.

"We were at the restaurant and I was thinking, 'OK, how can I tell Joe this?' But he actually brought Hampton up on the way home first," Alexander recalled with a laugh.

"I was dropping him off back at the facility and said, 'I think it's going to be Hampton.' We all just loved him," Alexander added.

Roughly 24 hours later, the Chargers turned in a card that made Hampton their first-round pick in 2025.

"When it was him, we were thrilled," Alexander said.

"Fired up to get him," Hortiz said in a press conference after the first round.

Over the past few weeks, Chargers.com spoke to various scouts within the Bolts front office for a deep dive on Hampton as a player and a person.

Here's the inside story of how Hampton ended up in powder blue.

'Who the heck is that?'

Let's go back to the beginning.

MacPherson's region is made up of eight states — Virginia, Maryland, North Carolina, South Carolina, Georgia, Kentucky, Tennessee and New York — meaning he must be strategic on how he handles school visits and which games to attend.

As fate would have it, MacPherson was in Chapel Hill on August 27, 2022, to watch North Carolina open the season against Florida A&M.

It was the very first college game for Hampton, a four-star prospect who played high school ball roughly 50 miles from UNC.

Hampton's first impression on MacPherson was a notable one as the running back scampered for 101 yards with two touchdowns in his college debut. It was the first time a UNC true freshman had hit 100 rushing yards in his first college game since 1946.

"He was a true freshman, and they were already excited about him," MacPherson said. "He kind of stood out and I was like, 'Alright, I'm going to be following this guy.'"

"I was scouting some of the older players but even as a true freshman he looked like he was a junior," MacPherson added. "You're looking at a line and it's like, 'Who the heck is that?' He was one of the biggest, strongest-looking backs they had."

MacPherson later caught two of Hampton's games in 2023 when the running back was a sophomore.

Hampton scored twice in the 2023 season opener against South Carolina and rumbled for 234 yards and three touchdowns on just 26 carries the following week against Appalachian State.

"You star those guys," MacPherson said of his scouting process.

Alexander also saw Hampton play in 2023 when he was the Director of Player Personnel for the New York Jets.

Hampton went off against Miami that October night as he racked up 217 total yards and three scores, including 197 rushing yards and two touchdowns on the ground.

By the end of the 2023 season, and even into the spring of 2024, everybody in the NFL scouting world knew about the rising running back from North Carolina.

A season with 1,504 rushing yards and 15 touchdowns will do that.

But Hampton also wasn't eligible for the draft yet, and scouts also wanted to see if he could replicate that success again in 2024.

A repeat performance

North Carolina spent much of the 2023 season as a Top 25 ranked team.

Experts credited their strong season to quarterback Drake Maye, who threw for 3,608 yards and 24 scores and went on to be the No. 3 overall pick in the 2024 NFL Draft.

As Hampton geared up for his junior season, many wondered how Hampton would fare without a surefire first-round pick at quarterback next to him in the backfield.

"When a team has a big-time quarterback like Drake Maye, who could throw it all over the field, defenses are going to kind of try to defend that," MacPherson said. "So, they're going to probably play some extra defenders in coverage to basically stop the pass, and that probably opened up some more run lanes, lighter boxes on defense for Omarion to run through."

With Maye in New England, Hampton thrived as the focal point of the Tar Heel's offense.

He matched his rushing touchdown total (15) from the season before but had more rushing yards (1,660) and more yards from scrimmage (2,033) — all while North Carolina rotated at quarterback after Max Johnson, the starter to open the season, was lost for the year in Week 1 with a leg injury.

Add it up and Hampton actually tallied more 100-yard games as a junior (10) than he did as a sophomore (eight).

Hampton had 1,726 total yards as a sophomore, which accounted for 27 percent of UNC's offense. That output shot up to 38.5 percent last season when he tallied 2,033 of the offense's 5,287 yards.

Hortiz compared the two seasons unprompted at his press conference after the Chargers selected him at No. 22 overall.

"I go back to last year when I was evaluating Drake Maye and other players in North Carolina in the Fall. He stood out back then," Hortiz said. "There was just this big physical runner with breakaway speed and punishing people and making guys miss. It was like, 'Wow, this is a heck of a back.'"

"And to watch him do it again this year — two years of production, durability, high character, work ethic off the charts — everything about him, that's what makes him stand out," Hortiz added.

Hampton, who averaged exactly 5.9 yards per carry in each of his final two seasons in college, made the same impression on others, too.

"I factored it in a lot," Alexander said. "You have to factor in not only who he's playing against but also who he's playing with. The year before, he was playing with a top five quarterback and was extremely productive."

"This past season he was the focal point of the offense and found a way to be productive," Alexander added. "You turn on the tape every time and see the same thing. That's just a credit to him."

MacPherson said: "That also checked another box for us in terms of, 'Hey, was it just the quarterback?' No, this guy had back-to-back productive years with and without an NFL quarterback.

"To be honest, I would say he had a better year [in 2024] because he had to run against some heavier boxes and probably break a few more tackles than he did in the past," MacPherson added.

### All eyes on Hampton

The scouting process for an NFL prospect is about more than on-field production, of course.

That's the starting point, to be sure, and it's an area Hampton excelled at as he put up gaudy stats during his time at North Carolina.

"When you watch him, he's physical, he's explosive, he's tough, he's got great balance, he's got excellent speed, gets outside, finishes long runs, breaks off long runs," Hortiz said. "When you watch him in the secondary, he just lowers the shoulder and runs through tackles ... he also has value as a pass receiver."

Hortiz later added: "A three-down back. And probably a four-down back."

Alexander couldn't agree more.

"This is a grown man's sport, and he plays the game like a grown man. That's probably the highest compliment you can give to a back like him," Alexander said. "He has a style that is tailor-made for the league and that's why we were excited to get him."

But when a team decides to spend a draft pick on a player, especially in the first round, they want to make sure that prospect will fit into their team in more ways than one.

MacPherson described something called 'The Charger Mentality,' a mantra that Hortiz and Harbaugh brought to the organization when they arrived last January.

In simple terms, this mentality measures what football means to a player. Is he just in it for the fame and financial security? Or is there a hunger there that will help him succeed at the next level?

"Does he love football, and does he love the process? Is he a guy that's going to do what it takes to be successful and help his team be successful in terms of doing the little things?" MacPherson said. "Sometimes those are hard and tedious but that's what it takes to be a successful player or an elite player that can compete at the NFL level.

"He certainly was doing all those things on the field and off the field. I don't think [his production] was by accident. He very much trains like a pro already, which was great to hear," MacPherson added.

Part of MacPherson's job is to go into schools in his area and talk to staff members about prospects.

This could be a head coach, sure, but also other coaches, members of the football staff or academic advisors.

MacPherson recently recalled what he learned about Hampton as he learned more about him as both a person and a player.

"No matter who we talked to throughout this entire process, we couldn't find anybody to say anything bad about this kid. Nobody," MacPherson said. "That's rare but, every once in a while, you do find a guy who checks every box."

While MacPherson was doing his homework on Hampton, Ethan Brodsky was, too.

Brodsky is also a regional scout for the Bolts who primarily covers the Northeast.

But Hortiz recently introduced a crosschecking measure of sorts to the Chargers scouting department where regional scouts have a state or two that a pair of them will work on.

MacPherson, for example, crosses over into Maryland and West Virginia with Brodsky, who in turn will go into North Carolina on his own.

"Joe is big on overlap. Getting more eyes on players is the most important thing, and that definitely helped," Brodsky said.

The result?

A clean and thorough evaluation from multiple scouts on Hampton.

"It very much aligned, the type of player he is, the type of person he is," Brodsky said of his collaboration with MacPherson.

And while Brodsky didn't see Hampton play in person, he had an in-depth conversation with Natrone Means, North Carolina's running backs coach and a former Chargers Pro Bowl running back.

Means raved about Hampton's work ethic and training habits, as well as the fact that he was a standout person off the field and in the community.

Brodsky got an up-close look at Hampton in practice and came away impressed.

"I went there in October, and it was a walk-through day, a Thursday before they played Florida State," Brodsky said. "He was the first one in line in every drill. It's only a walk-through and these are things he's done probably 1,000 times but the way he worked was incredible.

"It was an over-the-top work ethic. That speaks volumes," Brodsky added.

MacPherson came away with the exact same vibe.

"You watch him in practice, and he was always doing something. And it wasn't like he was drawing attention to himself and distracting players," MacPherson said. "He was their No. 1 back so if it's special teams and field goals, he's over in the corner catching balls or working through the ropes.

"He was constantly doing something on the side to try and improve his game," MacPherson continued. "You saw some of those practice habits right away. It's like when you go to our practice and you see Khalil [Mack] working on the bags during special teams. He's always working on something.

"I could tell Omarion just loves ball and wasn't resting on his laurels. And that was every practice I saw him at. He just wouldn't stay still, even punching the bag in pass pro," MacPherson added. "It wasn't like he was sitting on the bench and sipping on Gatorade. I knew this was a guy who would fit right in on our practice field."

By the time the 2024 season ended, it was clear that Hampton was among the top prospects in the 2025 draft class.

And as the Chargers prepped to meet with Hampton in person, they would continue to be blown away by him.

### A Bolt & Hammer

Kiel McDonald was more than excited to add Hampton to the Bolts running back room this offseason.

But truth be told, the Chargers running back coach had hoped to coach Hampton earlier in his career, too.

McDonald formerly coach running backs at the University of Utah and at USC. Even then he had heard about a high school running back all the way over in North Carolina.

"There was this running back that they said looks like Herschel Walker and he's all the way out in Carolina," McDonald said. "I'm like, 'I don't know if we're going to get a kid on the West Coast from Carolina.' I got a chance to see the tape, see the workouts and he's always been a big, strong, physical specimen.

"As the years continued to progress, that dude has 'it'. There's that 'it' factor you see in a back, whether it's things you can pull out of somebody or things he already has," McDonald added.

Fast forward to the spring of 2025 when McDonald finally got the chance to meet Hampton at the NFL Scouting Combine.

Already impressed with Hampton's play on film, the Chargers contingent in Indianapolis swooned after his in-person interview.

"I thought he could regurgitate his scheme, his offense and what he was taught," McDonald said. "We threw some random plays from his season on the TV screen and wanted him to talk us through it.

"What's the running back read here, what's his footwork, what's his track? He knew exactly what to say," McDonald added. "Talked about blitz pickup, how he was taught there, understanding how to scan. Just being able to tell us exactly how he's been taught, that was impressive. He is a smart dude, and he is a hard worker."

By that point, MacPherson and Brodsky had already submitted their year-end reports to the front office.

The Chargers host their regional scouts in December for meetings and the chance for them to attend a home game.

Scouts submit their Top 30 reports to Hortiz and Alexander, which is a list of the best players in their region.

Was Hampton the No. 1 player on MacPherson's list?

"He was," MacPherson said with a laugh. "And he stayed there."

With Hampton squarely on the Chargers radar, it was time for others in the scouting department to evaluate Hampton, too.

Jaylen Bannerman-Oden is a college and pro scout for the Chargers, meaning he dabbles in both worlds.

During the season, he will work on advance scouting reports for upcoming opponents. But he also visits a few schools for another cross-checking measure.

Additionally, under Hortiz, each scout in the front office is assigned a position group to evaluate ahead of the Draft.

Bannerman-Oden was tasked with looking at the running backs.

One of the first steps of that process was going to Hampton's Combine weigh-in with McDonald.

"With Omarion, I had a little star next to him. He looked rocked up. It looked like my man had been in the gym," Bannerman-Oden said.

Over the next few weeks after the Combine, Bannerman-Oden dove into dozens of running back prospects.

He looked at their touchdowns, simple plays, fumbles, pass protection, routes. Everything.

"Omarion might have the highest ceiling of anybody in this class, just off of his size, he can run inside and outside, has solid hands to catch the ball," Bannerman-Oden said.

"Everything he does, he's a natural at it. Some guys work really hard and they get stuff done. He works really hard and he's naturally gifted," Bannerman-Oden added. "He's breaking tackles and people are bouncing off him, it's like a man versus boys sometimes. He's got some of that stuff you can't teach."

McDonald echoed a similar sentiment when asked about his pre-draft evaluation of the 2025 running back class.

"We look at who's going to fit our skillset and what we're looking for, fit our offense, fit our scheme," McDonald said. "[Hampton] was up there at the top."

The final piece of the pre-draft puzzle?

North Carolina's Pro Day, which was held on March 24 in Chapel Hill.

MacPherson made sure to be as close to Hampton as possible for his final impression.

"You talk about him passing every phase, the last phase was his Pro Day. I was there in Chapel Hill helping the running backs coach from the Saints in the drills," MacPherson said. "We call it 'smelling their breath.' And it's like, 'OK, let me get up on this kid and watch him and see how he responds to being coached in drills and how he's working.'"

"He's a nice, humble, quiet kid off the field but there's a switch," MacPherson added. "He

attacked his Pro Day and getting over the bags and making cuts — I was one of the scouts giving him a secondary reaction in a drill — and he just attacked it with a different level of intensity. It was like a game. It was just bags, but he was ready to run through a guy."

As the draft neared and the Bolts front office set their board, Hampton had differentiated himself.

The Chargers have certain icons they put on players for their digital draft board. Some are for medical issues or character concerns, sure.

But some are reflected in a positive light, too.

There's a Bolt, which highlights a player's overall standout character. And there's a Hammer, which echoes a brand of physicality that you know Harbaugh loves to see on game days.

MacPherson explained what the symbols represent.

"It's a high bar to be a Bolt. When you put that Charger Bolt on a guy, you're saying he checks a lot of boxes in terms of being a pro on and off the field just as an elite guy," MacPherson said.

"And a Hammer, when they hit somebody, the other guy is going backwards," MacPherson added.

You can guess which player received both designations when the Chargers final draft board was set.

"He was a Bolt and a Hammer," MacPherson said of Hampton. "A lot of times, guys get one or the other. But the special ones get both."

### A bright future

It's a special feeling for a scout when a player they've watched for more than a year gets selected to their team.

Especially in Round 1.

"It's rewarding, I'm not going to lie," MacPherson said. "You put in a lot of hard work, a lot of extra effort. We put in a lot of time as scouts watching and observing guys, watching extra film and then talking to extra people and doing as much background research as you can."

"Sometimes you don't leave a school until 7 p.m. at night and then you still have to type up all the work you did that day," MacPherson continued.

"Of course, it feels good when a guy you put a lot of work into gets picked, but scouts are team guys. And make no mistake, it was a total team effort. Everybody liked him and saw his game as a fit. There was just some really good consensus."

Consensus.

Unanimous.

Those two words came up a lot in April both before and after the Chargers drafted Hampton at No. 22 overall.

And even though Hortiz and Alexander chatted about the running back the night before the draft, everyone also knew there was a reality where Hampton was long gone before the Bolts' pick.

"Did I think Omarion was going to be there? No," Hortiz said. "Because he was one of those unanimous guys, and you kind of anticipate unanimous guys being gone. But we're fired up he was there."

"We go through all the guys, and it was unanimous," Hortiz added. "If he's there, would we take him at No. 22? Absolutely."

And that was even with the Bolts getting multiple strong trade offers to move away from No. 22 and to the latter part of the first round.

"He was designated by us as a player before the draft where we were going to have to be blown away by a trade," Alexander said. "We listen to any trade offer; that's just part of our jobs. But we weren't going to move away from this caliber of player."

"Happy as hell to get him. Offensive coaches were happy, defensive coaches were happy," Alexander added. "We're going to control the ball more and that will help our defense. It was just a consensus. Everybody was excited to get him."

Instead of trading back, the Chargers added a dynamic young running back to the offense.

Can Hampton run the ball? Check.

The two-time Doak Walker Award Finalist finished with 3,600-plus rushing yards and 36 touchdowns at North Carolina.

Can Hampton catch the ball? Check.

He had 73 career catches in college.

And can Hampton protect his quarterback? Check.

The 22-year-old will gladly use his 6-foot and 220-pound frame to wall off pass rushers.

"This is a player that can play on third down really well," said Harbaugh. "Gives Justin [Herbert] somebody to throw to out of the backfield, he's also a really good pass protector. His game is really well-rounded."

Hortiz and Harbaugh now have two drafts under their belt in Southern California.

A year ago, they took a mammoth right tackle in Joe Alt (6-foot-7 and 323 pounds) who already showed Pro Bowl potential as a rookie.

Now you add Hampton, who joins a running back room that also includes Najee Harris, a 6-1, 242-pound back that has run for 1,00-plus yards in each of his four NFL seasons.

"They complement each other well. They both have a bruising style of running and wear defenses down over four quarters," Alexander said. "It's an identity we want to bring. We are trying to build a bully here and that's how you do that."

McDonald added of Hampton: "We'll see what part he's going to play, but I can see him helping out the Chargers in a big way."

Is there any question what kind of team the Chargers are trying to assemble?

"[Hampton] is like a humble beast. And Joe Alt was like that, too," Bannerman-Oden said. "Not a flashy guy ... but that's two years in a row



where we've gotten these humble savages that are just about the work and not about all the extra pomp and circumstance.

"They're not flashy guys themselves. They're about the work and they want a team that reflects that," Bannerman-Oden said of Hortiz and Harbaugh. "They want guys that will compete and, when you get into December or the fourth quarter, will want it more."

Hampton will wear No. 8 with the Chargers and has already made the transition from Carolina blue to powder blue.

And as his rookie season approaches, he can't wait to produce for his new team.

"[The NFL] has been a dream ever since I touched a football," Hampton said. "I'm excited for it."

"It's better than I thought, to be honest," Hampton later added about getting drafted. "Surreal feeling just to get that phone call knowing that the team is trusting you to join their program."

## Daiyan Henley

### Chargers rally around Daiyan Henley in win over Titans, 2 days after his brother was killed

By Daniel Poppe  
The Athletic  
November 2, 2025

NASHVILLE, Tenn. — Loss is one of the only guarantees of the human experience, and grief is heavy. Those who have lost and those who have grieved understand what this weight feels like. It holds your shoulders down when you try to stand. It punches you in the stomach. It creates a void in your heart and reminds you, incessantly and menacingly, of what you will never have or hold again.

Time never stops. The weight is always there. Life is downhill in that way. In some instances, however, the universe presents an opportunity. To add wheels to your soul, to harness the weight, to point it down that hill and turn grief into forward momentum. Into honor. Into catharsis. Into something beautiful.

That is what Daiyan Henley did Sunday afternoon in the Los Angeles Chargers' 27-20 win over the Tennessee Titans.

Henley confirmed after the game that his older brother, Jabari Henley, died on Friday night. According to the Los Angeles County medical examiner, Jabari Henley, 34, died of multiple gunshot wounds, and the cause of death was determined to be homicide. Daiyan Henley, while fighting back tears in the locker room at Nissan Stadium, called Jabari his "best friend" and a "protector of our family."

Henley said he found out about his brother's death at 6 a.m. Saturday. He was sleeping at the team hotel in Nashville. Henley said he heard a knock at his door in the morning. It was teammate and fellow linebacker Denzel Perryman. Henley said he thought he had missed a team meeting. Perryman told Henley to call his mother. On that call, Henley heard the news.

"I dropped to my knees," Henley said.

The Chargers and Titans were set to kick off in a little over 24 hours. Henley said he never thought about missing the game. He credited Perryman, linebackers coach NaVorro Bowman, coach Jim Harbaugh, defensive coordinator Jesse Minter and all of his teammates for their support.

"Every single one of my teammates showed up," Henley said. "That's why I was out there today and able to do what I did. It was just because I had a lot of support, and I knew that I wasn't going to let them down, and obviously I don't want to let the family down. I felt like I needed to do this for my family."

Henley played all but two defensive snaps in the game, and the Chargers defense surrendered just 6 points. The other Titans points came on a Justin Herbert pick six and a punt-return touchdown.

"The only thing that was crossing my mind was rage," Henley said. "Whatever I had to get out, I wanted to get it out."

Henley played a prominent role on special teams, leading the Chargers with two tackles in that phase. He fulfilled his usual role as the Chargers defense's green dot, relaying the play calls in the huddle and making all the pre-snap checks. He finished with seven tackles on defense, none bigger than a third-down sack late in the first half. That sack forced a punt. The Chargers offense took over, drove for a field goal and took a three-point lead. The Chargers led for the rest of the game.

On the sack, Henley burst through an open gap through the offensive line's right side. He dropped Titans quarterback Cam Ward for an 8-yard loss.

Henley took four steps before dropping to his knees, his hands facing the sky. He bowed his head. Teammates stood around Henley.

"I just wanted to talk to my brother one more time," Henley said. "I had to just send a prayer up, and hopefully he heard it."

Around the visiting locker room after the game, teammates voiced the support they had been giving to Henley for two days.

"This game was for him," safety Elijah Molden said. "He's got a lot of brothers in this locker room."

"He's an ultimate warrior, ultimate teammate, ultimate captain," linebacker Troy Dye said.

"He's here with family," Perryman said, "and we got his back."

"As emotional as I've been with this team," safety Derwin James Jr. said. "I've never seen a defense, a team rally behind one person like that."

"We all was grieving together," edge rusher Khalil Mack said.

"It says how much we mean to him," cornerback Donte Jackson said of Henley playing in the game. "So we have to show him how much he means to us."

"We dedicated this game to Daiyan," linebacker Del'Shawn Phillips said.

Henley said 2025 has "probably been the worst year of my life." In March, his father, Eugene "Big U" Henley, was served a 43-count indictment from a federal grand jury that included dozens of felonies, according to the U.S. Attorney's Office for the Central District of California. Eugene Henley is being held at the Metropolitan Detention Center in Los Angeles, according to Federal Bureau of Prisons records.

"I feel like I'm losing a lot of my family to different ways," Henley said.

Henley was poised for a breakout season heading into 2025. In the week leading up to the Chargers' Monday night game against the Las Vegas Raiders on Sept. 15, though, Henley came down with an illness. He played through the illness and had one of the best games of his career in a 20-9 win in Las Vegas. But the illness persisted. Henley ended up in the hospital the next week. He lost around 20

pounds. He had limited energy for recovery work and strength training in the weight room.

Henley has been fighting to regain his health and his weight ever since. He did not miss a game. He only got closer to his normal playing weight in the lead-up to the Chargers' Week 8 win over the Minnesota Vikings.

Then, just as his difference-making form was returning on the field, tragedy struck off the field.

"This season has its roller coasters," Henley said. "It's been a lot."

Henley said his focus now is to "get back home" to Los Angeles, where he was raised and now plays professional football.

The weight will undoubtedly get heavier before it gets lighter.

Sunday gave Henley the chance to handle this weight on his own terms.

"He knows what his brother would have wanted," Mack said, "and he came out there and gave it his all."

### Can Daiyan Henley be a key to Chargers' Super Bowl push?

By Kris Rhim  
ESPN  
April 15, 2025

LOS ANGELES -- When Chargers linebacker Daiyan Henley realized his NFL dream in 2023, it was almost akin to the script of a Hollywood movie.

Henley grew up in the shadows of SoFi Stadium in Los Angeles, playing high school football at Crenshaw High with dreams of playing in the pros. He changed positions twice -- from quarterback in high school to wide receiver at the University of Nevada and then moving to defense his junior year. After spending his senior year at Washington State, Henley was drafted in the third round (No. 85) of the 2023 NFL draft by his hometown team, the Chargers.

If this were a movie with a storybook ending, Henley would have gone on to dominate as a rookie. Instead, Henley's first season was a disappointment. He played 51 defensive snaps -- spending most of his time on special teams -- as a depth player behind linebackers Kenneth Murray Jr., Eric Kendricks and Nick Niemann, who all played at least 230 defensive snaps.

"I chased this dream for so long to be here, from outside looking in, that probably seemed like it was enough," Henley told ESPN.

"But that wasn't my end-all-be-all goal to be a special teamer. ... So that was where my embarrassment was, but it was also my interior motivation."

Henley found a new opportunity in 2024 when Murray and Kendricks didn't return and with the hiring of coach Jim Harbaugh, who brought in a new defensive staff.

Last offseason, the Chargers signed linebackers Denzel Perryman and Troy Dye and drafted

Junior Colson in the third round. Colson had played for Harbaugh and defensive coordinator Jesse Minter at Michigan -- his familiarity with the scheme, system and coaches made Colson a likely candidate to see a significant role in year one.

But appendicitis kept Colson out of most of training camp and Henley emerged as one of the Chargers' best linebackers during camp.

When the season began, Henley and Perryman started but would rotate with Colson and other linebackers on defense. Over time, that rotation decreased, with Henley staying on the field more often. From Weeks 8 to 16, he played at least 60 snaps in all but one game and became a vocal part of the Chargers defense.

"I think he's really just become a great calming force and leader in the middle of the defense," Minter said during the season.

The season didn't come without bumps, though. In Week 4 against the Kansas City Chiefs, Henley suffered a torn labrum in his left shoulder while making a tackle. His season would have been over if he had opted for surgery, but instead Henley played Week 5 against the Cardinals with a shoulder strap and another arm restraint to prevent further injury.

Henley had what he described as the worst game of his career that day. The Chargers defense missed 16 tackles, many of which Henley took the blame for. Cardinals running back James Conner rushed for 101 yards on 19 carries.

After that game, Henley worked with the Chargers staff to adjust his shoulder contraption.

"They said I am at a much higher chance of dislocating my shoulder with the adjustments that I made, but at that point, I was like, 'Bro, I'll take the risk,'" Henley said. "And if you look at my gameplay after Arizona, I went on a run."

He then had double-digit tackles in eight of his next nine games, including a career-high 15 tackles against the Tennessee Titans. His performance caught the attention of Harbaugh.

"The growth, the leadership, the tackling ability, that's been great," Harbaugh said. "... Elite pass defense, driving into the zone and just finding the receivers and plugging the holes and then reacting to the ball in the air that was elite."

Henley finished his sophomore season ranking eighth in the NFL in total tackles (147).

"I can truly say I don't feel embarrassed," Henley said while laughing. "I feel much better about my football life and my football journey. I feel like I did accomplish a lot, but I just know I haven't gotten to where I wanna be."

Shortly after the season ended, Henley had surgery for his labrum. As part of his recovery process, Henley said he is at the Chargers facility daily for rehab before strength training and began training his upper body again about a week ago.

After uncertainty following an uneventful rookie season, with a new coaching staff, Henley heads into his third season as the Chargers top linebacker. He expects to be 100% by training

camp for a season where he feels more motivated than ever.

"Looking around the league, I feel bits of just longing for more. I see guys, and I feel like I should have that opportunity, and why didn't I?" Henley said.

"Ultimately, I'm telling myself, 'You haven't done anything yet,' and that right there motivates me. So that's where I'm at mentally. I feel like I still haven't had my moment yet."

## **‘You gotta move on’: Chargers’ Justin Herbert focusing on future, not playoff failure**

*By Thuc Nhi Nguyen  
Los Angeles Times  
June 11, 2025*

No one in the Chargers’ locker room felt as bad as Justin Herbert. At least that’s what the quarterback said after a career-high four interceptions in January cost the Chargers an opportunity for their first playoff win since 2018.

But the disappointment that rendered Herbert motionless on the sideline in Houston had faded in his memory, he said. Offseasons tend to have that rejuvenating effect.

“If I spend any more time worrying or focusing on a loss like that, I would be doing a disservice to my teammates,” Herbert said Wednesday on the second day of Chargers minicamp. “Obviously it didn’t go the way we wanted it to, like I said at the end of the year, but you gotta move on.”

Despite the crushing wild-card loss that prolonged the Chargers’ seven-year playoff win drought, Herbert maintained that his offseason has been business as usual.

Meeting with local reporters for the first time in five months, Herbert recited the typical offseason lines with a stone-faced expression. His new teammates are picking up the offense quickly. He wants to continue mastering the scheme in his second season under the coaching staff.

Herbert instead makes stronger statements on the practice field and in the weight room, where his determined nature has earned him a spot in coach Jim Harbaugh’s “Elite Nine” club of the team’s hardest workers.

“I know it motivates me every day to get up out of bed, like I gotta rise up to his level,” Harbaugh said. “He’s doing anything and everything he can possibly do. Now it’s up to the rest of us.”

During the offseason, the Chargers focused on adding weapons around Herbert to elevate a sputtering offense that ranked 20th in the NFL in yards per game.

Even without pads, the athleticism and instincts of running back Najee Harris and rookie Omarion Hampton have impressed Herbert. Rookie tight end Oronde Gadsden is showing his receiving capabilities as Syracuse’s all-time leader for receptions and receiving yards by a tight end when he had the most catches of any player during team drills Wednesday. Gadsden, a converted wide receiver, will team with free-agent acquisition Tyler Conklin, who has had at least 50 catches in each of the last four seasons, to boost the tight end position.

The biggest offseason move was the addition of a familiar name. Mike Williams, after one year away from the franchise that drafted him in 2017, returned on a one-year contract to reunite with Herbert. The 6-foot-4 receiver, who has been working primarily with trainers during minicamp practices, “changes the way you play football when he’s on your team,” Herbert said.

“50-50 balls are not quite 50-50 as we’ve seen with Mike,” the quarterback added.

The receivers could use the boost. Ladd McConkey was the group’s only consistent force last year. The former second-round pick dominated against Houston with an NFL rookie playoff-record 197 yards receiving, nine catches and one touchdown. The rest of his teammates combined for five receptions and 45 yards. Still without a playoff win in two appearances entering his sixth NFL season, Herbert completed a career-low 43.7% of his passes and was sacked four times.

Getting Williams and rookie receivers Tre’ Harris and KeAndre Lambert-Smith, who were selected in the second and fifth rounds, respectively, on the field could open up a more aggressive deep passing game, offensive coordinator Greg Roman said.

The stacked room also could put more pressure on Quentin Johnston to live up to the billing of a former first-round pick. The receiver entering his third year is “owning the system now,” said Roman, who predicted another major step for Johnston this season.

The former Texas Christian star shook off a disappointing rookie season with 711 yards receiving and eight touchdowns on 55 catches last year. He torched the Las Vegas Raiders in a playoff seed-clinching Week 18 win for 13 receptions and 186 yards receiving. Even Johnston estimated that it was the best game he’d ever had at any level of football.

Yet he followed with a major disappointment in the biggest moment with no catches on five targets in the wild-card loss. Johnston went without a catch in two games last season, both coming in marquee matchups. He was also shut out against the Baltimore Ravens in a “Monday Night Football” showcase in which he also dropped a crucial third-down pass. To pile on, fellow receiver Zay Flowers, who the Ravens picked one spot behind Johnston in the 2022 draft, led Baltimore with 62 yards receiving on five catches.

Learning a second offense in as many years in the NFL, Johnston had to play “a game of catchup last season,” Roman said. But with consistent practices in organized team activities and minicamp, the coach said Johnston is “starting to come out of the other end of the tunnel.”

“Justin, he’s throwing to him a lot,” Roman said, “and Q’s answering the call.”

## Donte Jackson

### Chargers CB Donte Jackson is having his best season yet

By Kris Rhim  
ESPN  
December 13, 2025

LOS ANGELES -- The Los Angeles Chargers went into last year's free agency as one of the NFL's richest teams, with over \$90 million in cap space. But instead of chasing splashy signings, they opted for short-term, low-cost deals -- including bringing in veteran cornerback Donte Jackson on a two-year, \$13 million contract with \$7 million guaranteed.

At the time, Jackson was expected to add experience to a young cornerback room headlined by Tarheeb Still and Cam Hart, who quickly emerged as capable starters in their 2024 rookie seasons. But Jackson, 30, has become far more than a mentor, emerging as one of the most productive cornerbacks in the NFL.

"I always knew that I was amongst the best," Jackson told ESPN. "Even though it was getting overlooked a lot in my career."

Jackson already has four interceptions, tying the second most he's ever had in a season, along with a career-high 12 pass deflections. Many have come in high-leverage moments or highlight fashion. In Week 13, he deflected a pass intended for Las Vegas Raiders wide receiver Dont'e Thornton Jr., while falling out of bounds and into the hands of safety Tony Jefferson for a momentum-shifting turnover.

"[Jackson's] getting better and better, honestly," defensive coordinator Jesse Minter said. "He's always had really good instincts and really good ball awareness. ... So sort of hoped and saw the type of guy he could be in our defense, and particularly in the last few weeks, it's really come to fruition."

The numbers match Minter's praise. Jackson has allowed a 43.4 passer rating as the nearest defender -- second-best among all players with at least 30 targets, trailing only Tampa Bay Buccaneers cornerback Jamel Dean, according to NFL Next Gen Stats. He ranks second in "hawk rate," which tracks how often a defender makes a play on the ball, behind only Pittsburgh Steelers cornerback James Pierre. He's been targeted 39 times and allowed a 48.7% completion rate, eighth among qualifying cornerbacks.

"I always just want to prove myself as one of the elites no matter how I got to do it," Jackson said. "Whether I got to go tackle because they said I couldn't tackle, whether I got to go cover because they say all I do is catch picks."

Despite his strong play, Minter rotates Jackson more than most teams would for a top corner. Jackson has played 66.5% of the defensive snaps. Only Still is playing a higher share at cornerback at 83.5%. Minter's rotation philosophy, he said, keeps the group fresh -- a point he emphasized during the Week 14 overtime win against the Philadelphia Eagles, when the corners remained sharp deep into the game.

"Some of the guys, I would say, maybe get frustrated by it at times," Minter said. "Not that they show that or they're selfish. It's okay to want to play every snap. That's what I tell them."

Donte Jackson's four interceptions are tied for the sixth-most in the NFL. A second-round pick by the Carolina Panthers in the 2018 draft, Jackson built his reputation on ball production. His 23 interceptions since he entered the league are the seventh-most over that span. In the 2022 offseason, the Panthers rewarded him with a three-year, \$35.1 million contract. But during the 2022 regular season, Jackson suffered a season-ending Achilles tear.

In 2023, he posted career lows -- no interceptions and just five pass breakups -- and the Panthers traded him to Pittsburgh ahead of the 2024 season. In Pittsburgh, Jackson bounced back with a career-high five interceptions and eight pass breakups. Now in Los Angeles, Jackson is having perhaps the best season of his career.

Jackson said the biggest difference this season is his health. In the past, even when he was on the field, lingering injuries often forced him to play with hesitation, preoccupied with avoiding setbacks.

He also credits the culture that the Chargers have built. Los Angeles' defense is filled with players who arrived with something to prove -- late-round picks, undervalued veterans or castaways, including Still (a fifth-round pick), Hart (fifth round) and safety Elijah Molden (acquired for a seventh-rounder).

"There's a lot of just hungry guys, man," Jackson said. "A lot of guys who maybe have been looked over, a lot of guys who were probably one-year prove-it deals. ... So it's just putting all that together. We are able to just play with that type of passion."

After years limited by injuries and little team success, Jackson is hopeful this is the season everything aligns -- both in proving he belongs among the league's elite and helping the Chargers toward a deep playoff run.

## Tony Jefferson

### Jim Harbaugh praises Tony Jefferson's leadership as Chargers bolster defense

By Fredo Cervantes  
The Sporting Tribune  
September 19, 2025

EL SEGUNDO — As the Los Angeles Chargers prepare for their crucial Week 3 matchup against the Denver Broncos, the team has made key roster moves to reinforce its defense. The Chargers signed safety Tony Jefferson to the active roster on Thursday, filling the spot left by outside linebacker Khalil Mack, who was placed on the IR list. Additionally, the Bolts have added outside linebackers Clelin Ferrell and Rashad Weaver to the practice squad, further strengthening their defensive depth.

#### Tony Jefferson's Impactful Return

Jefferson, who came out of retirement to rejoin the Chargers in 2024, has quickly become a critical piece of the team's defensive and special teams units. Over the last two seasons, Jefferson has been a steady presence on the field, playing in nine games and starting six, including a pivotal role in the team's victory over the Las Vegas Raiders last Monday.

After initially being released during final roster cuts, Jefferson re-signed with the team on a one-year contract in March 2025 and was promoted to the active roster on Thursday. His timely return has already paid dividends, as Jefferson was elevated to the active roster for the Chargers' Week 2 game against the Raiders. In that game, he posted an impressive stat line: five tackles, two pass deflections, and an interception.

Jefferson, now 33, has had a storied 11-year career across five NFL teams—Arizona, Baltimore, San Francisco, the New York Giants, and the Chargers. Over the course of his career, he has started 72 of 122 regular-season games, compiling 500 tackles (370 solo), 9.5 sacks, 35 tackles for loss, five interceptions, 26 passes defended, eight forced fumbles, and four fumble recoveries.

#### A Leader and Versatile Contributor

What stands out most about Jefferson, however, is not just his statistics but his leadership and versatility. Chargers head coach Jim Harbaugh spoke highly of the veteran safety's all-around contributions to the team.

"What do I like about Tony? There's a long list," Harbaugh said. "I think it starts with he's always in the right place. And I also love that we're doing special teams, we're doing punt, return, and he's the scout team personal protector. He just does whatever is needed."

Harbaugh praised Jefferson for his ability to make an impact in all facets of the game, especially on special teams. The Chargers have utilized Jefferson's skills in multiple roles, knowing that his experience and knowledge are invaluable both on defense and in helping other areas of the team.

"He's a great leader," Harbaugh said. "Long list of things I like about Tony Jefferson, real football player."

#### Veteran Presence in the Locker Room

One of Jefferson's greatest strengths is his ability to guide younger players and lead by example. Having returned to the NFL after stepping away, he understands the significance of competing for playing time with a younger, hungry group. Despite his extensive experience, Jefferson relishes the competition for snaps and cherishes the opportunity to battle alongside the younger players. His leadership both on and off the field provides the Chargers with a solid foundation as they navigate their way through the season.

At 33, Jefferson has shown that he is not just a player who fills a roster spot but a true football player with a mentality and commitment that any team would value. His experience, leadership, and willingness to contribute wherever needed make him a valuable and irreplaceable asset for the Chargers.

As the Chargers head into their Week 3 contest against the Broncos, the bolstered defensive lineup will look to build on Jefferson's strong performance and leadership. With the loss of Khalil Mack to injury, the team will rely on both the veteran presence of players like Jefferson and the depth added through signings like Ferrell and Weaver. Together, these additions give the Chargers a well-rounded defensive unit that is ready to step up and face the challenges ahead.

Jefferson's continued presence will be crucial in the coming weeks as the Chargers aim to remain competitive in a tough AFC West division. With his blend of leadership, versatility, and experience, the 33-year-old safety is proving that he still has a lot to offer, and his impact on the team will only continue to grow.

### From scout to difference-maker: Chargers' Tony Jefferson making the most of his unretirement

By Daniel Popper  
The Athletic  
December 11, 2025

EL SEGUNDO, Calif. — The Unction is raging. It is not stopping anytime soon, and all NFL quarterbacks are invited.

Safety Tony Jefferson — known lovingly in the Los Angeles Chargers locker room simply as "Unc" — is having a career season at 33 years old. Though he has played only 41.5 percent of the Chargers' defensive snaps this season, Jefferson is tied for the team lead with four interceptions. His most recent interception iced a Chargers win over the Philadelphia Eagles in overtime Monday night. Jefferson has an interception in each of the past two games, with the other coming in Week 13 against the Las Vegas Raiders.

Jefferson's journey back to this point — to making game-deciding plays against the defending Super Bowl champions — has been nothing short of remarkable. Two years ago, Jefferson was working in the Baltimore Ravens' scouting department. He announced his retirement from the NFL after nine seasons in

May 2023, and he was figuring out how to stay around the game after his playing days were seemingly over. Maybe that was scouting. Maybe that was coaching.

As it turns out, the best way to stay around the game was to put the pads back on and get on the field.

"He knew it wasn't over," Chargers linebacker Daiyan Henley said, "and he's proving it to you right now."

Jefferson made one of the biggest plays of the Chargers' season Monday night. The Chargers led the Eagles by 3 points late in overtime. The Eagles had driven deep into Chargers territory. They were well within field goal range, and the game was heading toward another tie score. On a first down from the Los Angeles 17-yard line, Eagles quarterback Jalen Hurts faked a handoff to running back Saquon Barkley before rolling to the right.

Edge rusher Khalil Mack closed down on Hurts, who was reading a two-man high-low concept to the right sideline. Jefferson was aligned as a two-deep safety to that side of the field. Cornerback Cam Hart was defending the flat. Eagles tight end Dallas Goedert was running to the flat, drawing Hart. Receiver Jahan Dotson was running a corner route, breaking away from Jefferson and behind Hart.

Hurts tried to throw to the hole in between Hart and Jefferson. Hart read Hurts' eyes and dropped into the window. He tipped the pass as Jefferson was running to the sideline. Jefferson adjusted, set his feet and made a twisting catch on the ball behind him. He slid to the ground in bounds before standing up to try to return the interception. Henley, with a heads-up play, tackled Jefferson to the ground to end the game.

"All glory to God," Jefferson said in the locker room after the win, "and glory to Cam Hart."

Jefferson sprinted down the Eagles sideline in celebration. He gave a look to Eagles coach Nick Sirianni. Teammates sprinted after him. Jefferson made it all the way to the far end zone.

This is the type of euphoria reserved only for those who play the game.

Did Jefferson even think this was possible when he made the decision to come back and tried out for the Chargers in spring 2024?

He worked out that day for his former colleague, Chargers general manager Joe Hortiz, who was working in the Ravens front office when Jefferson was a scout there in 2023.

"I would want this moment," Jefferson said. "I would always think about and dream about moments like making a big play in a circumstance like this."

In winter 2024, Jefferson was in Mobile, Ala., scouting the Senior Bowl for the Ravens. At one of the practices, he watched Hart, then a Notre Dame draft prospect, show off his length, size and speed in one-on-one drills. The Chargers drafted Hart in the fifth round that April.

Two years later, Jefferson is catching interceptions on passes tipped by a player he once scouted.

"Tony's like a brother for me," Hart said.

In the locker room Monday night, Jefferson was asked whether he would take any time to reflect on his unorthodox pathway back into the NFL as a player.

“Nah, I’m already over it,” Jefferson replied. “The only thing I reflect on is just trying to make more plays.”

Jefferson did not come back to merely get another taste of action. He came back to be a difference-maker. He wants a full meal.

Jefferson never lost his instincts, and he never lost his football intelligence. As coach Jim Harbaugh said, “He’s always in the right spot.” That puts Jefferson around the football regularly, and it has led to his four-interception season.

His first interception came in Week 2 against the Las Vegas Raiders. That was his first interception since the season opener against the Buffalo Bills in 2018, when Jefferson was playing for the Ravens. In the second quarter of that Raiders game, Jefferson plastered receiver Dont’e Thornton Jr. in a scramble drill. Thornton initially ran an out-breaking route. As quarterback Geno Smith escaped the pocket, Thornton took off for the end zone. Jefferson followed him. Smith threw up a jump ball down the right sideline, and Jefferson came away with the pick.

In Week 6 against the Miami Dolphins, Jefferson was playing in the post early in the first quarter. Receiver Jaylen Waddle came open on an in-breaking route over the middle. Quarterback Tua Tagovailoa threw an accurate ball, but the pass went off Waddle’s hands. Jefferson had been driving down on the route. He was, of course, in perfect position, and he intercepted the drop.

In Week 13 against the Raiders, Jefferson was again playing as the post safety. Smith threw a deep shot down the left sideline to Thornton. Cornerback Donte Jackson broke up the pass. Jefferson, who had been sprinting across the field to provide help over the top to Jackson, made an acrobatic catch, just getting both feet in bounds along the sideline.

Jefferson retired with four interceptions in nine seasons. He has doubled his career total this season.

The Chargers have a saying in their defensive meeting room: “The ball finds energy.”

There is no better example of that than Jefferson.

“Itching to make plays,” cornerback Tarheeb Still said.

In the locker room Monday night, Henley quoted his grandmother to describe Jefferson.

“My granny said, ‘That Tony, whenever he’s on the field, he seems to make plays,’” Henley said. “That is literally her exact words in a regular conversation with my grandma. He’s a baller. All ages can see it.”

Jefferson has been forced to prove himself at each step over the past two seasons. He has acknowledged he “wasn’t in condition” when he first joined the Chargers as a tryout player for 2024 minicamp. He officially signed after minicamp June 14. In training camp that summer, he suffered a Grade 2 hamstring strain that he played through in practice.

The turning point last season came in the final preseason game. Surrounded by rookies trying to make their first NFL rosters, Jefferson had two interceptions, a sack and a forced fumble against the Dallas Cowboys. He made the Chargers’ 53-man roster three days later.

Jefferson played in eight regular-season games for the Chargers in 2024. He started their playoff loss at the Houston Texans, after safety Elijah Molden went down with a season-ending injury in Week 17.

Jefferson re-signed with the Chargers in the offseason on a one-year deal. He was fully in shape. Jefferson said he took only a week off after the 2024 season ended before he started training again. In training camp and the preseason this year, he looked like an improved version of himself, even compared with how he was playing at the end of 2024.

Then he was left off the 53-man roster. Jefferson had opportunities to sign with other teams, but he ultimately chose to sign to the Chargers’ practice squad.

He was elevated to the game-day roster ahead of the Chargers’ Week 2 game against the Raiders. He had a pick in that game. Three days later, he was signed to the active roster, where he has spent the rest of this season.

Jefferson was firmly in the rotation at safety early on this year, but he suffered a hamstring injury in Week 8. He missed the next game, a road win at the Tennessee Titans, with the injury.

When Jefferson returned to full health, he once again found himself on the outside looking in. Jefferson was a healthy scratch in Week 10. He was a healthy scratch in Week 11.

The Chargers got Jefferson back in the lineup after their bye in Week 12. He had rewarded them with two interceptions.

Getting cut. Starting this season on the practice squad. Being a healthy scratch.

“That’s really what motivates me,” Jefferson said.

As the Chargers head down the home stretch and eye a second straight playoff appearance, they need Jefferson on the field.

“Tony Jefferson may have to delay his coaching career or front-office career for a while,” Harbaugh said.

All that can wait.

Jefferson’s focus is on the ball.

“How can I get five picks now?” he said.



## Quentin Johnston

### He Was the NFL's Laughingstock. Now He's Its Breakout Star.

By Andrew Beaton  
The Wall Street Journal  
October 2, 2025

Over his first two years in the NFL, Los Angeles Chargers wide receiver Quentin Johnston had developed a reputation—and it wasn't a good one.

He was known for all the big plays he somehow failed to make.

In key moments, Johnston's hands seemed like they transformed into cinder blocks. There were instances when he was wide open, with the game on the line, and perfect throws from quarterback Justin Herbert would slip through his fingers.

For someone who entered the league with lofty expectations as a first-round pick, Johnston had instead become a player who was widely mocked.

But nobody is laughing at him now. Four weeks into the new NFL season, he's the breakout sensation that the rest of the league is trying to figure out how to stop.

After an offseason focused on ironing out the kinks in his game, Johnston is finally showing why he was such a highly regarded prospect coming out of college. Week after week, Johnston has been making highlight-reel plays that few of his peers can match. The 24-year-old ranks third in the NFL in both receiving yards and touchdowns for a Chargers team that's 3-1 and sitting in first place in the AFC West.

Altogether, he's shedding his reputation as a bust and putting his preternatural talent on full display. At 6-foot-2, Johnston towers over most defensive backs. Yet he also cuts with the quick twitch movement of a small speedster—an uncommon combination that is now turning him into a nightmare to defend.

"That's not normal," says David Robinson, a private wide receivers coach who has worked with Johnston since his college days. "It's very rare to see a big receiver like that move at his size."

After initially committing to Texas, Johnston ultimately decided to go to TCU, where he was one of the highest-rated recruits in the program's history. Even as a true freshman, he led the Horned Frogs in receiving yards, but it wasn't until his junior year that he attracted national praise.

During that 2022 season, a resurgent TCU reached the national championship game while Johnston tallied 1,069 yards. Tens of millions saw his talent in full force when he posted 163 yards and a score in a semifinal upset over Michigan.

To be sure, Johnston was still considered somewhat raw as an NFL prospect. His production could be inconsistent, with dominant displays one week and quiet showings the next.

His hand placement could also be awkward, which gave him trouble hauling in some throws.

The Chargers ultimately selected him with the 21st pick in the draft, hoping he'd turn into the top weapon in Herbert's arsenal. But even as a rookie, Johnston became a target of derision for their fans. He struggled to produce early, and when he did garner attention it was usually for the wrong reasons.

In one instance, in the final minute of a game trailing down by three to the Green Bay Packers, Johnston broke free down the field and Herbert delivered a ball that looked like it would go for a 70-yard score. Instead, the Chargers lost after the ball bounced off Johnston's hands in what he chalked up to a "lack of concentration."

Another high-profile debacle followed the next season. This time, in a nationally televised matchup with the Baltimore Ravens, Johnston dropped a fourth-quarter pass that would've converted a critical third down. It proved to be the pivotal play in another Chargers defeat as Johnston finished the game without a single catch.

At the same time, his natural talent hadn't completely vanished. Every now and then, there were flashes of his tantalizing potential. Later that same season, Johnston reeled in a high-difficulty laser from Herbert to convert a 3rd-and-16 against the Kansas City Chiefs, hanging onto the ball despite absorbing a hit that was flagged for unnecessary roughness.

"It was mainly just focus," Robinson says. "He would make spectacular, hard, difficult catches, and then the regular routine catches that you expect him to make, he was letting them get away from him."

This offseason, Robinson and Johnston zeroed in on fixing that. During their training sessions, before doing any route running or footwork, they'd spend 30 minutes together catching the ball from every possible angle. The idea is that once it comes to gametime, passes can come from any direction and hauling them in becomes second nature because it's such a familiar process.

In other drills, Robinson would have people tugging on Johnston's jersey or hitting him with a bag while he was running and preparing to make the catch, hoping it would distract him less when similar things happen during a game.

That work came before a season when the expectations surrounding Johnston were lower than ever. Ladd McConkey, a second-round pick in 2024, had emerged as the team's leading receiver. The Chargers also brought back veteran Keenan Allen, who had six 1,000-yard seasons with the franchise.

Yet Robinson had a hunch that his protégé was about to prove the doubters wrong. Other receivers he trains, such as the Chiefs' Rashee Rice, came up to say that Johnston looked like an entirely different player.

The Chargers' opponents were about to learn that the hard way.

In Los Angeles's season-opening win over the Chiefs, Johnston was on the receiving end of two touchdown passes. He now has four on the season, while his 84.3 yards per game are more than double his average from his first two years.

Even more critically, Johnston hasn't been charged with a single drop.

The performance has been a delicious reward for a Chargers team that stuck with Johnston and even heaped praise on him, even when he underwhelmed.

After that superb opening game, coach Jim Harbaugh had a message for everyone who had ridiculed his young receiver over the years: "In your face," he said.

### Chargers' Quentin Johnston looks to use past struggles as fuel in 2025

By Kris Rhim  
ESPN  
September 8, 2025

Since Quentin Johnston entered the NFL in 2023 as the Los Angeles Chargers' first-round pick, he has struggled to meet the expectations of being a top pick.

Johnston's play has fluctuated between good and abysmal. His biggest flaw comes in drops, particularly in big moments. That first showed in his rookie season during the Week 11 matchup against the Green Bay Packers when he dropped a wide-open pass that would have put the Chargers in field goal range with 23 seconds left in the game. The Packers won, 23-20, and Los Angeles fell to 4-6.

It continued in his second season. In perhaps the Chargers' biggest game of the 2024 season, a Week 12 "Monday Night Football" matchup against the Baltimore Ravens, Johnston had one of the worst games of his career. He had five targets with no catches, but his most significant error came in the fourth quarter.

On third-and-6 with 10:56 minutes remaining and the Chargers down 23-16, Johnston ran wide open on a crossing route but dropped the ball. Los Angeles punted on fourth down and the Ravens scored on the next drive, effectively putting the game away.

Johnston's drops in big moments have led him to be one of the Chargers' most maligned players, whether from media pundits or fans on social media. It's all criticisms that Johnston sees, and he had struggled to deal with earlier in his career.

"I don't really talk about it to nobody. I feel like I just have to step up, deal with it on my own, get better each year," Johnston told ESPN. "So that's what I'm doing, that's what I'm continuing to do. I feel like my therapist is the field, so that's where I take everything."

The Chargers have continued to give Johnston opportunities. Coach Jim Harbaugh and general manager Joe Hortiz -- who didn't draft Johnston -- have praised his potential, and he entered this season as a starter. "Quentin, just every part of his game is elite," Harbaugh said this offseason.

In the 27-21 win over the Kansas City Chiefs on Friday night, Johnston proved Hortiz and Harbaugh right. He led the Chargers in yards (79) and touchdowns (2), showing the potential that made him the No. 21 pick two years ago. There's a long way to go for Johnston and the Chargers, but Friday's game was the kind of performance he needed.

"I'm just honestly at this point trying to prove myself right. I know a lot of people don't really look at me as ... " Johnston said, before pausing to collect his thoughts. He continued: "I still see myself as a good football player. Everybody's not going to hit their peak at the same time. ... I'm just staying down and working until my time comes."

The Chargers will travel to face the Las Vegas Raiders for Week 2 on Monday, a team Johnston has had success against. The last time the Chargers played the Raiders, Week 18 of this past season, Johnston had the best game of his career, catching 13 passes for 186 yards.

"I want to have many more of these," Johnston said then.

Johnston almost didn't make it to Week 1 against the Chiefs. In the Chargers' third preseason game against the Rams, he was concussed after a hit that left him unconscious for nearly a minute. But Johnston quickly returned to practice and was back on the field after clearing protocol in a matter of days.

Many players push through injuries at any given point in a season, but that's been a theme of Johnston's career so far. Last year in the Chargers' Week 14 game against the Chiefs, for instance, Kansas City's linebacker Nick Bolton leveled Johnston while he caught a 20-yard pass.

"Quentin Johnston, who has had drop problems, catches one of the toughest ones he's seen all year," broadcaster Mike Tirico said.

Johnston quickly bounced up and signaled a first down celebration but was in significant pain. He had sustained a left AC joint sprain on the play, which impacted how he slept and put him in a shoulder brace for the remainder of the season.

"My main thing is just to pop up and at least fake it and make it seem like I'm cool, and I deal with everything else after that," he said.

While the Chargers have preached faith in Johnston publicly, their offseason moves -- drafting wide receiver Tre' Harris in the second round and KeAndre Lambert-Smith in the fifth -- signal an organization hedging its bet if Johnston doesn't develop.

Johnston appeared on track in Week 1, and he hopes to stay that way.

"The past few years I have been having a lot of ups and downs, but I used that to kind of fuel me," Johnston said postgame. "I had a pretty good game today, so hopefully I can keep that going for the rest of the season."

## Khalil Mack

### Khalil Mack ‘couldn’t give up on that dream’ of winning with the Chargers

*By Beth Harris  
Associated Press  
June 11, 2025*

EL SEGUNDO, Calif. (AP) — Khalil Mack mulled retirement early in the offseason. It didn’t take long for him to decide to return to the Los Angeles Chargers.

He agreed on a contract extension in March, never becoming an unrestricted free agent.

“Got tremendous leadership here, very familiar with guys already here,” he said Wednesday at minicamp. “It was a no-brainer.”

Mack, who turned 34 in February, is in his 12th season in the league and fourth with the Chargers. Despite nine Pro Bowl selections and a Defensive Player of the Year honor, he has never won a playoff game in five appearances.

“You’re chasing that feeling of wanting to win,” Mack said. “I couldn’t give up on that dream and that goal for myself and the franchise.”

Defensive coordinator Jesse Minter said having Mack return “means everything.”

“Khalil is one of the best ever to do it,” he said.

Mack was at the Chargers facility to train in February and March, setting a tone for his teammates.

“The impact that he had on other people to train at his level is pretty incredible,” Minter said. “For young guys to have him around, it just makes everybody better.”

Around the same time Mack re-signed, the Chargers released defensive end Joey Bosa. He later signed with the Buffalo Bills.

“I texted him the other day saying it was weird not having him in the room breaking the silence with his little awkward jokes,” Mack said.

Second-year cornerback Tarheeb Still influenced Mack’s decision to stay.

## Ladd McConkey

### How the Chargers' 'uncoverable' Ladd McConkey is poised to reach greater heights in Year 2

By Daniel Popper  
The Athletic  
August 18, 2025

EL SEGUNDO, Calif. — The Los Angeles Chargers passing offense is going to flow through Ladd McConkey in 2025.

That is not any sort of groundbreaking statement, but it is worth repeating now that the Chargers are less than three weeks away from their season opener in Brazil.

The receivers around McConkey have garnered quite a bit of attention through training camp and the preseason — from Tre' Harris to KeAndre Lambert-Smith to Keenan Allen. Monday's practice, the Chargers' 21st of camp, was a very loud reminder: This is McConkey's room. And after breaking franchise records as a rookie, the 2024 second-round pick is poised to reach even greater heights in his second season.

McConkey carved up the Chargers' reserve defense Monday for six catches, all of them from quarterback Justin Herbert. The Chargers are holding another mock game week this week in practice, as they did last week. So starters on both sides of the ball are facing scout teams composed of backups.

Coach Jim Harbaugh said earlier this camp that McConkey has become "uncoverable" in one-on-one situations. Monday featured example after example of that.

McConkey created separation at all three levels of the field in team drills. His first catch from Herbert went for an explosive gain on an over route in seven-on-seven. Two plays later, he beat defensive back Myles Purchase off the line of scrimmage on a slant route.

Tre' Harris had six catches for 85 yards, KeAndre Lambert-Smith had two explosive receptions and Luke Grimm had a punt return for a TD. In 11-on-11, McConkey ran a go route down the left sideline. Herbert identified the coverage and fit a throw in between an underneath cornerback and an over-the-top safety for another explosive gain. Later in that period, McConkey sprinted horizontally on a crossing route. Herbert threw his way again. McConkey waited until he was past a zone defender to flash his hands late and haul in the reception.

McConkey beat safety Jaylen Jones on an out route for his fifth catch of the practice, showing off his sharp and deceptive route running. On his sixth catch, McConkey displayed his down-the-field speed, separating from Purchase on a go route down the left sideline for a deep-ball reception.

The only down moment in an otherwise dominant day from McConkey was a drop in the end zone during red zone 11-on-11. He was wide open again on the play.

Last week, McConkey admitted that his "head's not spinning as much" compared to his rookie training camp.

"Last year, (I was) trying to figure it out, whether it's the plays, decisions on your routes, whatever it is," McConkey said. "Now I have a year under my belt. I know what they're expecting for me, a little bit more of what Justin expects. So I feel like just being on the same page and just being able to play fast and more free, I think that's probably the biggest change in my game."

McConkey missed two weeks of practice earlier in camp with an undisclosed injury. He returned to 11-on-11 drills on Aug. 12. McConkey said after that practice that his focus was on "building everything back up, getting in the swing of things, getting my conditioning back where it needs to be."

He had some flashes last week, including four catches from Herbert on Aug. 12 and a red zone touchdown catch on Aug. 13. McConkey then started Saturday's preseason loss to the Los Angeles Rams and had one catch from Herbert for 17 yards.

With Monday's electric practice, the injury feels firmly behind McConkey.

"Excited to keep building," he said.

## Odafe Oweh

### Odafe Oweh has unlocked the Chargers' pass rush: 'I'm coming into my prime'

Daniel Popper  
The Athletic  
December 16, 2025

EL SEGUNDO, Calif. — The Los Angeles Chargers offered Odafe Oweh a change of scenery at a pivotal point in his career. In return, Oweh has unlocked the Chargers' pass rush — and their defense as a whole.

Chargers general manager Joe Hortiz traded for Oweh in October. Hortiz sent safety Alohi Gilman and a fifth-round pick to the Baltimore Ravens in exchange for Oweh and a future seventh-round pick. It was a deal that made sense for both sides. The Ravens needed a reliable back-end safety so they could play versatile defensive back Kyle Hamilton at nickel more often. The Chargers needed juice at edge rusher, especially given Khalil Mack was on injured reserve at that point with a dislocated elbow.

Oweh, a 2021 first-round pick, did not have a sack in five games with the Ravens to start this season. He joined the Chargers for a Week 6 win at the Miami Dolphins. Oweh had a sack in his Chargers debut, and he has not stopped getting to the quarterback since. Oweh had two more sacks in the Chargers' win over the Kansas City Chiefs on Sunday. He has seven sacks in nine games with the Chargers.

Oweh, who turned 27 on Monday, is playing this season on the fifth-year option of his rookie deal. He is slated to become a free agent in March. His surge in production could not have come at a better time.

"This team has afforded me the opportunity to just be free, be me," Oweh said Sunday night in Kansas City. "They trust me. They believe in me."

Mack returned from IR in Week 7. He resumed a full-time role in Week 8, during a win over the Minnesota Vikings. Since Week 8, the Chargers rank eighth in pressure rate, according to TruMedia. And the primary engine driving that production is the trio of Mack, Oweh and edge rusher Tuli Tuipulotu.

Since the trade and Mack's return, coordinator Jesse Minter has gotten all three edge rushers on the field in passing situations. Tuipulotu has rushed from the interior on most of these looks. Opposing offenses have to make tough decisions when facing all three rushers at once. They cannot double-team all three. At least one of the rushers will get a one-on-one matchup, and at different points this season, Mack, Oweh and Tuipulotu have all benefited in these packages.

The Chargers have produced a 55 percent pressure rate when Mack, Oweh and Tuipulotu have all been on the field together this season, according to TruMedia. For reference, the league average pressure rate is 36.3 percent, and the leading pressure defense is the Vikings at 44.5 percent.

The Chargers have 12 sacks, including four strip sacks, when Mack, Oweh and Tuipulotu have been on the field together, according to TruMedia. They have all been on the field for 61 snaps this season.

"What wins in this league on passing downs is the ability to affect the quarterback," Minter said. "Some teams do it by designing super well-designed blitzes and all that stuff. I think there's times where you got to do that. I really think most people would say that if you can get the pressure that you want with four and cover the guys that are out there, that's harder to go against."

Last season, Minter had Mack, Tuipulotu and Joey Bosa in his edge room. He used those three on the field together on 82 snaps over the course of the season, and it was an advantage for the Chargers defense. When Mack, Tuipulotu and Bosa were all on the field together, they produced a 38.5 percent pressure rate.

The Oweh-Mack-Tuipulotu trio has been more effective than the Mack-Tuipulotu-Bosa trio was.

Part of that is Tuipulotu's ascendance. Tuipulotu had two sacks in Sunday's win at the Chiefs. He leads the Chargers in sacks (12) and pressures (64).

Part of that, too, is how complementary Mack, Tuipulotu and Oweh are as rushers.

Oweh's addition has been monumental, and Minter has attributed the production to how "unselfish" all three rushers are. Each player is willing to pick off opposing offensive linemen on stunts and games to create rushing lanes for a teammate.

"Whatever it takes to win," Mack said, "we're willing to do for each other."

"There's so many people you got to account for," Oweh said. "I love that package."

"We have two great edge rushers," Tuipulotu said of Mack and Oweh, "and sometimes the quarterback just falls in your lap."

How the Chargers approach this trio in the offseason will be fascinating. Mack is slated to be a free agent. He signed a one-year deal to return to the Chargers in March. Tuipulotu is in the midst of a career season, and he is playing himself into a very lucrative extension. Tuipulotu will be eligible for an extension after he finishes this season, his third in the NFL.

The Chargers have found a difference-making trio after trading for Oweh. It is clear at this point that Minter's scheme functions best when he has three disruptive edge rushers. Will the Chargers be able to keep Oweh, Mack and Tuipulotu together in 2026? To do so, they will have to give at least two new contracts to Mack and Oweh. They would have to give out a third contract if Tuipulotu wants to parlay his career year into a payday.

All that can be figured out after the season.

For now, the Chargers can keep playing and building around their edge-rusher trio as they push toward the playoffs.

"Joe Hortiz made a tremendous addition to the club," coach Jim Harbaugh said.

Oweh has changed the fabric of this year's Chargers defense.

"I feel like I'm coming into my prime," Oweh said. "I'm starting to understand things better — how to rush, how to set people up, how to build my rush. It's all coming together at the right time."

# Jamaree Salyer

## Chargers training camp, Day 10: Jamaree Salyer working with first team after weight-loss 'journey'

By Daniel Popper  
The Athletic  
July 28, 2025

EL SEGUNDO, Calif. — On Jan. 11, the Los Angeles Chargers lost to the Houston Texans in the first round of the playoffs. The next morning, players returned to the facility to clean out their lockers, attend exit meetings, pack their bags and say their goodbyes before leaving for the offseason.

Offensive lineman Jamaree Salyer was heading east to spend time at home with his family in Atlanta. Before departing, though, Salyer had a conversation that might change the trajectory of his football life.

Chargers executive director of player performance Ben Herbert challenged Salyer to lose weight.

"It's for your career. It's for you," Herbert said, as Salyer recalled. "This is what I would like for you, but it's up to you. It's your career. You control it. It's your destiny."

Those words rang in Salyer's head as he made sweeping changes to his offseason routine, most notably with his diet. He cut out sweets, sugary drinks, late-night eating — "all the stuff that everybody loves," as Salyer described it after a training camp practice last week at The Bolt.

From January to July, Salyer lost 35 pounds. He called it a "journey." According to offensive coordinator Greg Roman, Salyer "made a commitment to being in the best shape he can possibly be." The transformation is leading to improvement, and Salyer is now making a case to start in 2025.

Monday, Salyer was at left guard in team drills with the starting offensive line. Zion Johnson, who had played exclusively with the first team through the first nine practices of camp, played center with the second team. Bradley Bozeman was the first-team center.

"He's a different guy when you subtract 35 pounds of bad weight," Roman said of Salyer. "His ability to move laterally (and) change direction quickly is so much better. ... He's got some really good playing experience. He's got good instincts. He's a big, physical guy that last year, quite frankly, was held back by just the shape he was in."

Salyer started at right guard in the Chargers' playoff loss. It was his fifth start of the season. He had been primarily a depth piece in 2024 while rotating in periodically in short-yardage situations. Starting right guard Trey Pipkins III was unable to play in Houston because of an injury. Salyer was the next man up.

What started as an immense opportunity turned into a tough, grueling learning experience for the 2022 sixth-round pick.

The Chargers offensive line played its worst game of the season. All five starters allowed at least three pressures. Salyer allowed three, including a sack. At times, he looked overmatched by the Houston front, particularly by veteran defensive lineman Denico Autry. As Roman said, "There were a couple plays he'd like to have back."

Salyer, who is entering the final year of his rookie deal, used that film as motivation.

"Everybody plays bad games," said Salyer, who has started 37 games for the Chargers at guard and tackle. "I looked at it, I learned from it, and I just grew. Obviously, I would love for my best games to be in the biggest moments like that, but sometimes that's life. So, taking a situation like that and not letting the Houston game turn into Year 4, and then 'what the hell happened?' and then the end of your career. That's really my biggest thing."

After a couple of weeks of family time, Salyer got to work. Coming from one of the best college programs in football at Georgia, Salyer has never shied away from training. The key was changing his diet.

Salyer would train in the mornings in the Atlanta heat. "You go outside, you start sweating — for big guys," he quipped. He would eat his first meal at noon after his training session. All meals would come between noon and 6 p.m. After that, he would not eat another meal until the following day at noon. At night, Salyer limited his intake to hydration and some occasional fruit.

From Jan. 12 to April 22, when the Chargers reported for Phase 1 of the offseason program, Salyer lost 25 pounds. He lost an additional 10 pounds after returning to the facility and resuming training with Herbert. Salyer is now playing at 332 pounds.

"A new Jamaree," left tackle Rashawn Slater said.

At the facility, the Chargers use an InBody scanner to measure body fat percentage. Salyer bought one to use in Atlanta and track his progress during the offseason.

Salyer has added lean muscle mass and lost body fat. His conditioning has improved dramatically. Salyer believes it will help him "play better later in games."

"I know I can play, obviously. I can play football," Salyer said. "I never worried about that. It's just a matter of being able to play at a high level for four quarters."

Salyer said he is already seeing results in practice. Instead of focusing simply on making it through the exhausting days of training camp, Salyer can home in on the finer details of offensive line play. His conditioning was a hindrance. Now it is an enhancement.

"I got this play, this rep. I know I can give it my best," Salyer said. "What is my assignment? What do I need to be? Where do my hands need to be, my feet? It allows me to break the game down instead of being like, 'Oh, f—, I'm tired. How do I keep pushing?'"

Salyer is just one example of what can be characterized as the Herb Effect. Herbert has now been with the Chargers for a full offseason, and they are starting to see an impact. Salyer

said he has learned the most from Herbert's approach "mentally and psychologically."

"Some things just are, and some things just aren't," Salyer explained. "Life is that simple sometimes. ... You're good or you're not. It was good or it was bad. That's kind of how coach Herb is."

The Chargers have a lot of depth on the interior of their offensive line. Three spots on the line are set. Slater will be at left tackle. Joe Alt will be at right tackle. Mekhi Becton will be at right guard. The other two spots are open. Salyer has planted himself in the mix for the starting left guard job.

"The credit all goes to him," Roman said.

Salyer was challenged, and he accepted.

"I'm proud of where I'm at," he said. "Now it's just maintaining it."

## Tuli Tuipulotu

### Tuli Tuipulotu has arrived for the Chargers, right when they needed him most

By Daniel Popper  
The Athletic  
October 3, 2025

EL SEGUNDO, Calif. — The Tuli Tuipulotu breakout is happening.

Through four games this season, the Los Angeles Chargers edge rusher is performing like one of the best players in the league at his position. Tuipulotu had a career-high four sacks in Sunday's loss at the New York Giants, but the jump he is making in his third NFL season stretches beyond the simple box-score stats.

His flashes of dominance have turned into sustained dominance, particularly as a pass rusher.

After releasing Joey Bosa this past offseason, the Chargers hoped Tuipulotu would move into a more prominent role and emerge as a true star. Tuipulotu is delivering on that hope — and doing so while top Chargers edge rusher Khalil Mack has been sidelined for the last two games with an elbow injury.

"He's a complete player," Mack said this week of Tuipulotu. "He does everything at a high level."

Tuipulotu enters Sunday's game against the Washington Commanders tied for third among edge rushers with 23 pressures this season, according to Pro Football Focus. Only the Green Bay Packers' Micah Parsons and the Houston Texans' Will Anderson have more.

Tuipulotu's pass-rushing efficiency has also skyrocketed. As a rookie in 2023, Tuipulotu produced pressure on 11.9 percent of his pass-rushing snaps, according to TruMedia. That efficiency dropped slightly in 2024 to 10.8 percent. Through four games this season, Tuipulotu is producing pressure on 19.3 percent of his pass-rushing snaps. That ranks eighth among 105 players with at least 75 pass-rush snaps this season, according to TruMedia.

"My mindset, to be honest, is just to play hard," Tuipulotu said this week.

That shows up in how relentless Tuipulotu is in all phases of the game. His best traits are his power and his motor, and he uses them to his advantage. On his first sack Sunday, Tuipulotu drove Giants right tackle Jermaine Eluemunor five yards into the backfield with a ferocious bull rush. Quarterback Jaxson Dart felt the pressure, stepped up and escaped left. Tuipulotu shed Eluemunor and tracked Dart from behind before smothering him with a leaping tackle.

"Sprinting to the ball," Tuipulotu said.

Tuipulotu has been seeing more attention with Mack sidelined. Mack injured his elbow in the first quarter of the Chargers' Week 2 win over the Las Vegas Raiders.

The bona fide elite edge rushers can still perform in these situations — when teams are building their protection plans around neutralizing a

single opposing pass rusher. On Tuipulotu's fourth sack Sunday, the Giants slid their protection to his side. Two players, right guard Greg Van Roten and Eluemunor, were blocking Tuipulotu. He powered through both offensive linemen and sacked quarterback Russell Wilson, who had briefly replaced Dart. Tuipulotu also jarred the ball loose for a fumble.

"Power sets the tone," Tuipulotu said.

It looked like a play Mack would make. And in so many ways, Mack has been the perfect mentor for Tuipulotu. They are both immensely powerful players. Mack shapes his pass rush toolbox around his bull rush, his sharpest tool. Tuipulotu has followed the same blueprint.

Tuipulotu is now seeing how impactful his power can be — how it can turn him into a dominant force down to down.

Mack said seeing that vision materialize on the field is the "special sauce" in becoming an elite edge rusher.

"It's a pocket, it's a groove," Mack said. "He found it, and he's going to stay in it now."

Tuipulotu has always been a physical and disruptive run defender. That has continued this season. On Sunday, he stuffed a rush attempt from Dart on a third-and-goal from the 1-yard line, a key play in the Chargers' fourth-quarter goal-line stand.

Now he is that same consistently disruptive player as a pass rusher. The Chargers are moving him all over the defensive front, and Tuipulotu has been creating pressure as an interior rusher, as well.

"He can do kind of whatever he wants to do out there," Mack said. "Taking whatever they're giving you at the moment, he's great at that, whether it's the power, whether it's the speed rushes, whether it's the counters inside."

Bosa was another mentor for Tuipulotu over his first two seasons. Bosa is one of the best hand-usage technicians in the game. Tuipulotu would ask Bosa for tips to refine his technique.

"I just did it so much that it kind of just happens now," Bosa would reply.

The message: Repetitions cultivate the necessary muscle memory.

With enough banked experience now, Tuipulotu is starting to feel that muscle memory within his own game. He is not thinking about when to swipe to dislodge the hand placement of his opponent. He is just doing it.

"The more I do it," Tuipulotu said, "the more it will work."

Tuipulotu has also refined his preparation. When he first got into the league as a second-round pick in 2023, Tuipulotu heard veterans tell him to "practice like a pro." Initially, Tuipulotu said, he took that "the wrong way."

"That means don't go too hard," Tuipulotu said. "But then now I'm like, I can go hard, I just got to be smart about it."

"You practice how you play," he added. "I'm a true believer in that."

Tuipulotu's practice habits have made an impression on his coaches.

"Guys that do that stuff on a consistent basis — the way they prepare, the way they practice, the way they play — that's the focal point for us," defensive coordinator Jesse Minter said. "So just really trying to get everybody on the page of Tuli, who does this all the time."

Mack has seen Tuipulotu evolve his eating habits, his recovery routine and how he takes care of his body.

"I just believe now that he prepares how he sees himself as a player, which is at an elite level," Minter said. "Tuli is one of our top guys running to the ball every day, one of our top guys in preparation and communication. When you become like that, when you prepare like that, oftentimes it leads to performance like that."

Mack has now been on injured reserve for two games. He must miss two more before he is eligible to return.

When that happens, the Chargers will have a frightening edge-rushing duo.

"It's no secret," Mack said. "It's just hard work, and then when the opportunity comes, going out and displaying what you've been working so hard to do. ... He puts it on film. That's what you want to see."

Tuipulotu has arrived. Just as the Chargers envisioned this offseason.

### With 10 sacks and growing leadership, Chargers OLB Tuli Tuipulotu elevating all aspects of his game

Dan Greenspan  
Associated Press  
December 7, 2025

EL SEGUNDO, Calif. (AP) — Tuli Tuipulotu leads the Los Angeles Chargers with 10 sacks and 16 tackles for loss.

Those are not the only areas where Tuipulotu is guiding the Chargers, with their emerging star outside linebacker becoming more comfortable expressing himself in his third season.

Defensive coordinator Jesse Minter said Tuipulotu spoke to the defense prior to their 31-14 win over the Las Vegas Raiders, stressing the need to come out with the right mindset following an ugly loss in Jacksonville on Nov. 16 before their bye week.

Tuipulotu then led the way with two sacks and four tackles for loss as the Chargers (8-4) allowed a season-low 156 total yards.

"And when you speak that, and then you go out and play the way he played, that's pretty cool, and that earns yourself a lot of respect, which he already has," Minter said.

Tuipulotu played his first NFL game seven days after his 21st birthday in 2023, but he joined a position group that already had premier players in Khalil Mack and Joey Bosa. Tuipulotu deferred to the veterans and wouldn't even refer to them by their first names as a rookie.



"His mind was churning, but the words weren't coming out yet," Mack said.

Tuipulotu was content to focus on learning from the two proven edge defenders. That approach had already helped set up the Lawndale, California, native for success in high school and again in college at Southern California.

His older brother, Marlon Tuipulotu, was a standout defensive tackle for the Trojans. Cousin Talanoa Hufanga was an All-America safety at USC and the Pac-12 defensive player of the year in 2020. Following their examples gave Tuli Tuipulotu an understanding of everything it took to excel, and he joined Hufanga as the Pac-12's top defender in 2022 and was a unanimous All-American that season.

Drafted in the second round by the Chargers with the 54th overall pick in April 2023, Tuipulotu already had an understanding of what was coming. Marlon had two years of NFL experience with the Philadelphia Eagles, the Chargers' opponent on Monday night. Hufanga had just earned All-Pro honors in his second year in San Francisco.

Coincidentally, both are now playing in the AFC West for the Chargers' divisional foes, as Marlon is with Kansas City and Hufanga in Denver.

"They just paved the way," Tuli Tuipulotu said. "They made things a lot easier for me, just because I know what the process is. I knew what the process was going into college because of them. I know the process was going into the NFL because of them."

Tuipulotu has been able to take the processes and experiences of family and teammates, including Mack and Bosa, to adapt and elevate in his own ways.

Chargers coach Jim Harbaugh raves about Tuipulotu's fitness regiment. Offensive lineman Jamaree Salyer was caught by surprise when he recently came in for a treatment session and saw Tuipulotu already out on the field in cleats at 6 a.m. Minter praised the detailed notes Tuipulotu takes and the questions he asks in meetings.

"It's a process to be a good player," Minter said. "And that word gets thrown around a lot, but for Tuli, it's truly like everything he does leads to how he plays on game day."

The carryover has been particularly evident of late as Tuipulotu has had five sacks and nine tackles for loss in his past five games. He has helped the Chargers navigate the departure of Bosa, who was cut in the offseason for salary cap reasons, both coming off the edge in base personnel and lining up inside in specialty packages.

Salyer, who has played guard and tackle for the Chargers, said Tuipulotu's mix of physical tools and approach to the position exacerbates the mismatch between a natural pass rusher and interior offensive linemen that already exists in obvious throwing situations.

"I mean, Tuli is a player that really takes advantage of bad technique," Salyer said. "He's a lot stronger than he looks, and he just plays really hard. He plays the game harder than most guys really do, so if you take a play off, he's gonna take advantage of that. If you take a bad set, he's gonna take advantage of that."

Minter sees the expanded versatility of Tuipulotu's pass rush identity as another indicator of him reaching a new level.

"And when you're like a dominant player, and you play with the physicality that he plays with, and the relentless motor that he plays with, it's almost like, 'Hey, put me wherever. Try and get me a one-on-one, and I can win.' And I think he's got that mindset, which is awesome to have," Minter said.

Putting all those things together, Tuipulotu has already surged past his previous career highs of 8 1/2 sacks and 11 tackles for loss in 2024 with five games remaining. The Chargers won't put any limits on what he can accomplish this season or going forward.

"I always say the sky's the limit for Tuli, man," Mack said. "I'm not expecting him to just stop at 10, and I'll just leave it at that."