



MIAMI DOLPHINS

WEEKLY RELEASE

WEEK 6 · LOS ANGELES CHARGERS (3-2) AT MIAMI DOLPHINS (1-4)
SUNDAY, OCTOBER 12, 2025 · 1 PM ET



2025 MIAMI DOLPHINS SCHEDULE

PRESEASON

| DATE | OPPONENT | STADIUM | TIME/ RESULT | NETWORK | RADIO | PRESENTING SPONSOR | GAME THEME |
|---------------|--------------|----------------------|-----------------|-------------------------|-----------------------|-------------------------------|---------------|
| Sun., Aug. 10 | at Chicago | Soldier Field | T, 24-24 | CBS Miami Paramount+ | BIG 105.9 610 WIOD | Gallagher | |
| Sat., Aug. 16 | at Detroit | Ford Field | W, 24-17 | CBS Miami Paramount+ | BIG 105.9 610 WIOD | KIA Movement that inspires | |
| Sat., Aug. 23 | Jacksonville | Hard Rock Stadium | W, 14-6 | CBS Miami Paramount+ | BIG 105.9 610 WIOD | Paramount+ | Play Football |

REGULAR SEASON

| DATE | OPPONENT | STADIUM | TIME/ RESULT | NETWORK | RADIO | PRESENTING SPONSOR | GAME THEME |
|----------------|-----------------|-------------------------------------------------|-----------------|--------------------------|-----------------------|---------------------------------------------------------------------------------|--------------------------|
| Sun., Sept. 7 | at Indianapolis | Lucas Oil Stadium | L, 33-8 | CBS Paramount+ | BIG 105.9 610 WIOD | ticketmaster® | |
| Sun., Sept. 14 | New England | Hard Rock Stadium | L, 33-27 | CBS Paramount+ | BIG 105.9 610 WIOD | PEPSI | White Out |
| Thu., Sept. 18 | at Buffalo | Highmark Stadium | L, 31-21 | Prime Video CBS Miami | BIG 105.9 610 WIOD | Avianca | |
| Mon., Sept. 29 | N.Y. Jets | Hard Rock Stadium | W, 27-21 | ESPN CBS Miami | BIG 105.9 940 WINZ | TRUIST | Rivalries |
| Sun., Oct. 5 | at Carolina | Bank of America Stadium | L, 27-24 | FOX | BIG 105.9 940 WINZ | | |
| Sun., Oct. 12 | L.A. Chargers | Hard Rock Stadium | 1 p.m. | CBS Paramount+ | BIG 105.9 940 WINZ | US SYLVESTER COMPROMISED LEADERS SYSTEM UNIVERSITY OF MIAMI HEALTH SYSTEM | Crucial Catch |
| Sun., Oct. 19 | at Cleveland | Huntington Bank Field | 1 p.m. | CBS Paramount+ | BIG 105.9 940 WINZ | | |
| Sun., Oct. 26 | at Atlanta | Mercedes-Benz Stadium | 1 p.m. | CBS Paramount+ | BIG 105.9 940 WINZ | KIA Movement that inspires | |
| Thu., Oct. 30 | Baltimore | Hard Rock Stadium | 8:15 p.m. | Prime Video CBS Miami | BIG 105.9 940 WINZ | P | Football Unites |
| Sun., Nov. 9 | Buffalo | Hard Rock Stadium | 1 p.m.* | CBS Paramount+ | BIG 105.9 940 WINZ | verizon | Salute to Service |
| Sun., Nov. 16 | Washington | Santiago Bernabéu Stadium (Madrid, Spain) | 9:30 a.m. | NFL Network CBS Miami | BIG 105.9 940 WINZ | | |
| Sun., Nov. 30 | New Orleans | Hard Rock Stadium | 1 p.m.* | FOX | BIG 105.9 940 WINZ | BROXEL | Aqua Sunday |
| Sun., Dec. 7 | at N.Y. Jets | MetLife Stadium | 1 p.m.* | CBS Paramount+ | BIG 105.9 940 WINZ | OptiBrand Rx | |
| Mon., Dec. 15 | at Pittsburgh | Acrisure Stadium | 8:15 p.m.* | ESPN CBS Miami | BIG 105.9 940 WINZ | AutoNation | |
| Sun., Dec. 21 | Cincinnati | Hard Rock Stadium | 8:20 p.m.* | NBC | BIG 105.9 940 WINZ | Hard Rock HOTEL | Home for the Holidays |
| Sun., Dec. 28 | Tampa Bay | Hard Rock Stadium | 1 p.m.* | FOX | BIG 105.9 610 WIOD | SOLIS HEALTH PLANS | Home for the Holidays |
| Jan. 3 or 4 | at New England | Gillette Stadium | TBD | TBD | BIG 105.9 940 WINZ | | |

* Game subject to flexible scheduling.
All times EASTERN



iHeartMedia Miami is the official English flagship radio partner of the franchise. Live gameday broadcasts air on BIG 105.9 FM (WBGG) and Fox Sports 940 AM (WINZ) in the Miami-Ft. Lauderdale market. The games also can be heard on Dolphins.com and throughout South and Central Florida on a variety of stations that make up the Miami Dolphins Radio Network. Fans can listen in Spanish on WZTU-HD2 La Mezcla 94.9-FM for all preseason, regular season and playoff games.

CBS Miami is once again the preseason home of the Dolphins. All three preseason contests will be shown on the CBS affiliate in the Miami-Ft. Lauderdale market.



WEEK 6: LOS ANGELES CHARGERS TABLE OF CONTENTS

| | |
|-------------------------------------|---------|
| MEDIA INFORMATION | 2 |
| DOLPHINS NOTES | 3-13 |
| WHAT TO LOOK FOR IN 2025 | 14-15 |
| DOLPHINS - CHARGERS MATCHUP | 16-19 |
| FREE AGENCY TRACKER & ACQUISITIONS | 20 |
| 2025 ROOKIE CLASS | 21 |
| RADIO | 22 |
| BAPTIST HEALTH TRAINING COMPLEX | 23 |
| HARD ROCK STADIUM | 24-25 |
| DOLPHINS IN THE COMMUNITY | 26-29 |
| DEPTH CHART | 33 |
| TRANSACTIONS | 34-35 |
| ROSTERS | 36-39 |
| PRONUNCIATION GUIDE | 39 |
| CONTRACT STATUS | 40 |
| 2025 STATS | 43-53 |
| LAST TIME IT HAPPENED | 54-57 |
| 2025 GAME SUMMARIES & LAST GAMEBOOK | 61-78 |
| EXECUTIVE BIOS | 81-85 |
| HEAD COACH MIKE McDANIEL | 86-88 |
| COACHES BIOS | 89-91 |
| PLAYER BIOS | 92-236 |
| HISTORY AND RECORDS | 239-323 |

MIAMI DOLPHINS ON NFLONG

NFLONG.com

The Miami Dolphins on NFLONG serves as a one-stop shop for all media information needs. Visitors can find transcripts, press releases, weekly releases, notes, flip cards, gamebooks and more by visiting NFLONG.com.

For customized access to NFLONG, please contact a member of the Dolphins Communications staff by emailing Media@dolphins.com.



WEEKLY MEDIA SCHEDULE: WEEK 6 VS. LOS ANGELES CHARGERS

| 7 TUE | 8 WED | 9 THU | 10 FRI | 11 SAT | 12 SUN | 13 MON |
|-----------------------|-----------------------------------------------------------------------------------------------------------------------------------------------------|------------------------------------------------------------------------------------------------------------------------------------------------|--------------------------------------------------------------------------------------------------------------------------------|-----------------------|----------------------------------------------------------|----------------------------------------|
| No media availability | <u>Head Coach Mike McDaniel</u> 11:15 a.m. <u>Practice</u> 1:20 p.m. <u>QB Tua Tagovailoa and Open Locker Room</u> 3:15 p.m. | <u>Coordinators and Select Position Coaches</u> 10:30 a.m. <u>Practice</u> 12:30 p.m. <u>Open Locker Room</u> 2:45 p.m. | <u>Head Coach Mike McDaniel</u> 11:30 a.m. <u>Practice</u> 12:05 p.m. <u>Open Locker Room</u> 1:40 p.m. | No media availability | <u>Week 6 vs. L.A. Chargers</u> 1 p.m. ET TV – CBS | <u>Head Coach Mike McDaniel</u> TBD |

All availabilities will be held at the Baptist Health Training Complex, unless otherwise noted; media must RSVP and have a valid credential to attend.

DOLPHINS ON THE AIR

| | | |
|----------------|------------------------------------------------------------|--|
| TV: | CBS/Paramount+ | |
| Broadcasters: | Andrew Catalan – Play-By-Play | |
| | Charles Davis & Jason McCourty – Color Analysts | |
| | AJ Ross – Sideline | |
| Local Radio: | Dolphins Radio Network WBGG 105.9 - FM WINZ 940 - AM | |
| Broadcasters: | Jimmy Cefalo – Play-By-Play | |
| | Joe Rose – Color Analyst | |
| | Kim Bokamper – Sideline | |
| Spanish Radio: | Dolphins Spanish Radio WZTU-HD2 La Mezcía 94.9-FM | |
| Broadcasters: | Roly Martin – Play-By-Play | |
| | Eduardo Martell – Color Analyst | |

A DOLPHINS WIN WOULD...

- Extend Miami's lead to 19-15 in the all-time series with the Chargers.
- Be Miami's eighth win out the last 10 meetings with the Chargers at home.
- Mark Miami's 30th victory under **Head Coach Mike McDaniel**.
- Improve Miami's record to 2-1 against the Chargers under **Head Coach Mike McDaniel**.
- Mark **QB Tua Tagovailoa's** 40th victory as a starter.

COMMUNICATIONS DEPARTMENT



ANNE NOLAND

Vice President of Communications

O: 954-452-7155
ANoland@dolphins.com

BRETT BRECHEISEN

Director of Corporate Communications

O: 954-452-7190
BBrecheisen@dolphins.com

RICK HURTADO

Sr. Manager of Football Communications

O: 954-452-7114
RHurtado@dolphins.com

RENZO SHEPPARD

Sr. Manager of Football Communications

O: 954-452-7144
RSheppard@dolphins.com

BROOKE BALZANO

Communications Manager

O: 954-452-7165
BBalzano@dolphins.com

VIRA EDWARDS

Football Communications Manager

O: 954-452-7177
VEDwards@dolphins.com

RYAN AUST

Corporate Communications Coordinator

O: 305-943-6696
RAust@dolphins.com

STEPHANIE FONSECA

Corporate Communications Coordinator

O: 305-943-1515
SFonseca@dolphins.com

GRACE SAYERS

Football Communications Staff Assistant

O: 954-452-7018
GSayers@dolphins.com

COLLEEN WYRICK

Corporate Communications Staff Assistant

O: 305-943-6696
CWyrick@dolphins.com



TEAM NOTES

DOLPHINS RETURN HOME TO HOST THE CHARGERS

The Dolphins are back in Miami Gardens as they host the Los Angeles Chargers for Week 6. **Kickoff is set for 1 p.m. ET on Sunday, Oct. 12 at Hard Rock Stadium.**

Sunday's game marks the 34th regular-season meeting between the Dolphins and the Chargers, with **Miami holding a 18-15 record advantage.**

The Dolphins have a 9-4 record when playing host to the Chargers and have won seven of the last eight home games against them.

This will be the Chargers' first visit to South Florida since 2020 for a game that finished 29-21 in favor of the Dolphins.

In their latest meeting in 2023, the Dolphins defeated the Chargers 36-34 in Los Angeles to start the season.

QB Tua Tagovailoa completed 28-of-45 passes (62.2 pct.) for 466 yards and three touchdowns in the 2023 victory over the Chargers. His 466 yards were the fourth-most in a Week 1 game in NFL history and fifth in team history.



BREAKING DOWN THE DOLPHINS ROSTER:

Here is how the Dolphins' current 53-man roster breaks down (as of Oct. 7, 2025):

- There are 24 offensive players, 26 defensive players and three specialists.
- The **average age of the roster is 26 years old.**
- **44 of the 53 players (83 pct.) are younger than 30 years old.**
- Of the 53 players on the Dolphins roster, **23 of them (35.8 pct.) were drafted by the Dolphins or signed by the team as undrafted college free agents.**
- Out of Miami's 53 players, **10 of them (18.9 pct.) were selected in the first round of the NFL draft**, while another nine were drafted on Day 2 (16.9 pct.) and 20 players (37.7 pct.) were taken on Day 3.
- A total of **21 of the 53 players (39.6 pct.) are in their third NFL season or less.**

DOLPHINS QUICK HITS

The Dolphins enter Week 6 **ranked second in the NFL** in red zone offense (76.9%) and third down offense (46.7%).

Miami is **one of only five teams in the league this year with a 100% goal-to-go efficiency rate**, finding the end zone in all eight of their goal-to-go situations.

The Dolphins are **the only team in the NFL** this season to have **three players score three receiving touchdowns** each (D. Achane, J. Waddle & D. Waller).

QB Tua Tagovailoa has recorded **four consecutive games with multiple touchdown passes**, which is tied for the **longest-active streak in the NFL.**

RB De'Von Achane is **one of two players since the 1970 AFL-NFL Merger** to record 15-plus rushing touchdowns and 12-plus receiving scores in the first 33 games of his career (Chuck Foreman).

WR Jaylen Waddle recorded his **13th career 100-yard receiving game** in Week 5, breaking a tie with Nat Moore for **the fifth most in franchise history.**

TE Darren Waller has scored three receiving touchdowns in two games with Miami, **the most ever by a player in his first two games** with the organization.

LB Jordyn Brooks leads the NFL with **57 tackles (32 solo)** entering Week 6.

LB Bradley Chubb is **one of two NFL players** this year with 4.0 sacks, one forced fumble and one fumble recovery (Danielle Hunter, Hou.).

| BY AGE | |
|--------|------------|
| YEARS | NO. |
| 21-24 | 14 players |
| 25-28 | 26 players |
| 29-31 | 9 players |
| 32+ | 4 players |

| BY DRAFT ROUND | |
|----------------|------------|
| ROUND | NO. |
| 1st | 10 players |
| 2nd or 3rd | 9 players |
| 4th or 5th | 10 players |
| 6th or 7th | 10 players |
| Undrafted | 14 players |

| BY EXPERIENCE | |
|---------------|------------|
| YEARS | NO. |
| Rookie-1 | 7 players |
| 2-3 | 14 players |
| 4-5 | 12 players |
| 6-9 | 17 players |
| 10+ | 3 players |



OFFENSE NOTES

MIAMI HAS CAPITALIZED IN THE RED ZONE

Miami's offense has been one of the most productive units in the red zone this year, boasting a **76.9% red zone efficiency** through the first five games of the season. That mark ranks second in the NFL:

| RED ZONE OFFENSIVE EFFICIENCY (2025) | | | | |
|--------------------------------------|--------------|----------|--------|-------|
| RK. | TEAM | RZ TRIPS | RZ TDs | RZ% |
| 1. | Philadelphia | 13 | 12 | 92.3% |
| 2. | MIAMI | 13 | 10 | 76.9% |
| 3. | Detroit | 25 | 19 | 76.0% |
| 4. | Cincinnati | 11 | 8 | 72.7% |
| 5. | Seattle | 18 | 13 | 72.2% |

Miami's 76.9% red zone efficiency this year is **the best mark by a Dolphins team in the first five weeks of a season in the last 20 years**:

| DOLPHINS RED ZONE OFFENSE IN WEEKS 1-5 (2005-2025) | | | | |
|----------------------------------------------------|------|----------|--------|-------|
| RK. | YEAR | RZ TRIPS | RZ TDs | RZ% |
| 1. | 2025 | 13 | 10 | 76.9% |
| 2. | 2023 | 21 | 16 | 76.2% |
| 3. | 2008 | 12 | 9 | 75.0% |
| 4. | 2013 | 14 | 10 | 71.4% |
| 5. | 2022 | 15 | 10 | 66.7% |

The Dolphins are also **one of only five teams in the league this year with a 100% goal-to-go efficiency rate**, finding the end zone in all eight of their goal-to-go situations. (Cin., Ind., Phi., Was.).

DOLPHINS RANK SECOND IN THE NFL IN THIRD DOWN OFFENSE

The Dolphins offense is off to a fast start on third down, converting 28 of 60 attempts (46.7%).

Miami's **46.7 conversion rate on third downs is the second-best mark in the NFL this year**:

| THIRD DOWN OFFENSE (2025) | | | | |
|---------------------------|---------------|---------|----------|-------|
| RK. | TEAM | 3D ATT. | 3D CONV. | 3D% |
| 1. | Green Bay | 54 | 29 | 53.7% |
| 2. | MIAMI | 60 | 28 | 46.7% |
| 3. | Indianapolis | 58 | 27 | 46.6% |
| 4. | L.A. Chargers | 69 | 32 | 46.4% |
| 5. | San Francisco | 70 | 32 | 45.7% |

The Dolphins' 46.7 third down conversion rate this season is the **third-best mark by a Dolphins team in the first five weeks of a season in the last 20 years** and the best since 2010:

| DOLPHINS THIRD DOWN OFFENSE IN WEEKS 1-5 (2005-2025) | | | | |
|------------------------------------------------------|------|---------|----------|-------|
| RK. | YEAR | 3D ATT. | 3D CONV. | 3D% |
| 1. | 2009 | 75 | 42 | 56.0% |
| 2. | 2010 | 59 | 30 | 50.8% |
| 3. | 2025 | 60 | 28 | 46.7% |
| 4. | 2020 | 61 | 27 | 44.3% |
| 5. | 2012 | 75 | 31 | 41.3% |

Miami has also been successful on third-and-short, **converting 70.0% of its third down attempts of three or less yards**. That is the **seventh-best mark in the league** this year:

| SHORT YARDAGE THIRD DOWN OFFENSE (2025) | | | | |
|-----------------------------------------|---------------|---------|----------|-------|
| RK. | TEAM | 3D ATT. | 3D CONV. | 3D% |
| 1. | Philadelphia | 16 | 13 | 81.3% |
| 2. | Pittsburgh | 15 | 12 | 80.0% |
| | Seattle | 15 | 12 | 80.0% |
| 4. | New Orleans | 23 | 18 | 78.3% |
| 5. | Indianapolis | 20 | 15 | 75.0% |
| 6. | L.A. Chargers | 20 | 15 | 75.0% |
| 7. | MIAMI | 10 | 7 | 70.0% |
| | Buffalo | 20 | 14 | 70.0% |
| 9. | Atlanta | 19 | 13 | 68.4% |
| 10. | Green Bay | 22 | 15 | 68.2% |

THREE DOLPHINS WITH THREE TOUCHDOWNS

Running back **De'Von Achane**, wide receiver **Jaylen Waddle** and tight end **Darren Waller** have all recorded three receiving touchdowns each this year.

The Dolphins are the **only team in the NFL this season to have three players score three receiving touchdowns each**:

| MOST PLAYERS WITH MULTIPLE RECEIVING TOUCHDOWNS | | | |
|-------------------------------------------------|---------------|-----|-------------------------|
| RK. | TEAM | NO. | PLAYERS |
| 1. | MIAMI | 3 | ACHANE, WADDLE, WALLER |
| 2. | L.A. Rams | 2 | D. Adams, K. Williams |
| | Seattle | 2 | A. Barber, T. Horton |
| | L.A. Chargers | 2 | K. Allen, Q. Johnston |
| | San Francisco | 2 | C. McCaffrey, J. Tonges |
| | Dallas | 2 | J. Ferguson, G. Pickens |

MIAMI'S OFFENSE AMONG THE TOP 10 UNDER MCDANIEL

Miami's offense has been one of the most productive units in the league since Mike McDaniel became head coach in 2022.

The Dolphins rank in the top 10 in several key offensive categories in the McDaniel era:

| DOLPHINS OFFENSE UNDER MIKE MCDANIEL (2022-2025) | | |
|--------------------------------------------------|-------|----------|
| CATEGORY | NO. | NFL RANK |
| Yards per Game | 356.1 | 8 |
| Passing Yards per Game | 245.4 | 7 |
| Completion Percentage | 67.7% | 4 |
| Passer Rating | 96.9 | 9 |
| Red Zone Offense | 62.1% | 5 |
| Red Zone Passer Rating | 106.6 | 2 |
| Red Zone Completion Percentage | 63.2% | 2 |
| Points Scored per Game | 24.02 | 9 |
| Scoring Efficiency | 40.4% | 9 |
| Goal-to-Go Offense | 76.2% | 8 |



OFFENSE NOTES

TUA CONTINUES TO CLIMB THE RECORD BOOK

QB **Tua Tagovailoa** recorded his 17th career game of 300-plus passing yards earlier this year, completing 26-of-32 passes (81.3 pct.) for 315 yards and two touchdowns in Week 2 against New England.



With his Week 2 performance, Tagovailoa surpassed Ryan Tannehill for the **second most 300-yard passing games in franchise history**.

| MOST 300-YARD PASSING GAMES IN DOLPHINS HISTORY | | | |
|-------------------------------------------------|-----------------------|-------------------|-----------|
| RK. | PLAYER | YEARS | GAMES |
| 1. | Dan Marino | 1983-99 | 63 |
| 2. | TUA TAGOVAILOA | 2020-Pres. | 17 |
| 3. | Ryan Tannehill | 2012-18 | 16 |
| 4. | Chad Henne | 2008-11 | 7 |
| | Ryan Fitzpatrick | 2019-20 | 7 |

Tagovailoa followed that performance with multiple-touchdown outings at Buffalo in Week 3, against the Jets in Week 4 and at Carolina in Week 5.

He has now recorded **four consecutive games with multiple touchdown passes**, tying the longest streak of his career (Weeks 11-14, 2024).

His four-game streak with multiple touchdown passes are tied with **Matthew Stafford** for the **longest active streak in the NFL**.

Tagovailoa has thrown a touchdown pass in 20 consecutive regular-season games, which is the **second-longest active streak in the NFL** behind Lamar Jackson's 28.

He has thrown at least one passing touchdown in 41 of his last 42 games, **the most by any active quarterback**.

TAGOVAILOA'S HISTORIC STRETCH

QB **Tua Tagovailoa** went on a historic stretch from Week 8 to Week 15 in the 2024 season, recording eight consecutive games with a completion rate of 70.0 percent or better. **He tied Joe Montana and Drew Brees for the longest streak in NFL history:**

| CONSECUTIVE GAMES WITH 70.0+ CMP. PCT. IN NFL HISTORY | | | |
|-------------------------------------------------------|-----------------------|-------------|----------|
| RK. | PLAYER | YEAR | GAMES |
| 1. | TUA TAGOVAILOA | 2024 | 8 |
| | Drew Brees | 2017-18 | 8 |
| | Joe Montana | 1989 | 8 |
| 4. | Brock Purdy | 2023 | 7 |
| | Drew Brees | 2016 | 7 |
| | Sam Bradford | 2016 | 7 |
| | Peyton Manning | 2008-09 | 7 |

Tagovailoa also had 40-plus passing attempts, multiple touchdowns and no interceptions from Weeks 12 - 14, becoming the **first player in NFL history to boast that statline in three consecutive games within a single season**.

Tagovailoa threw for more than 300 yards in each of those games, joining **Hall of Famer Dan Marino** as the only quarterbacks in team history to record three consecutive games of 300-plus passing yards.

His streak of three games with 300-plus passing yards, multiple touchdowns and no interceptions is **the longest in franchise history**.

Tagovailoa also became the **fourth quarterback in Dolphins history to pass for 15,000 yards and 100 passing touchdowns in a career**:

| MOST PASSING YARDS IN DOLPHINS HISTORY | | | | |
|----------------------------------------|---------------------------------|-------------|---------------|------------|
| RK. | PLAYER (YEARS) | CMP% | YDS. | TDs |
| 1. | Dan Marino (1983-1999) | 59.4 | 61,361 | 420 |
| 2. | Bob Griese (1967-80) | 56.2 | 25,092 | 192 |
| 3. | Ryan Tannehill (2012-18) | 62.8 | 20,434 | 123 |
| 4. | TUA TAGOVAILOA (2020-25) | 68.3 | 16,514 | 110 |

TAGOVAILOA LED THE NFL IN COMPLETION PERCENTAGE AND SET A NEW FRANCHISE RECORD IN 2024

QB **Tua Tagovailoa** completed 291-of-399 pass attempts in 2024, finishing the season with a 72.9 completion percentage.

The mark led the NFL and was the best in a season in franchise history:

| 2024 NFL LEADERS IN COMPLETION PERCENTAGE | | | | |
|-------------------------------------------|-----------------------|------|------|-------|
| RK. | PLAYER (TEAM) | CMP. | ATT. | CMP % |
| 1. | TUA TAGOVAILOA (MIA.) | 291 | 399 | 72.9 |
| 2. | Jared Goff (Det.) | 390 | 539 | 72.4 |
| 3. | Baker Mayfield (TB) | 407 | 570 | 71.4 |
| 4. | Joe Burrow (Cin.) | 460 | 652 | 70.6 |



OFFENSE NOTES

DOLPHINS SINGLE-SEASON COMPLETION PERCENTAGE LEADERS (ALL TIME)

| RK. | PLAYER | YEAR | CMP. | ATT. | CMP % |
|-----|------------------|------|------|------|-------|
| 1. | TUA TAGOVAILOA | 2024 | 291 | 399 | 72.9 |
| 2. | Tua Tagovailoa | 2023 | 388 | 560 | 69.3 |
| 3. | Ryan Fitzpatrick | 2020 | 183 | 267 | 68.5 |
| 4. | Tua Tagovailoa | 2021 | 263 | 388 | 67.8 |
| 5. | Chad Pennington | 2008 | 321 | 476 | 67.4 |

Tagovailoa's 72.9 completion percentage was also the third-best mark in a season in NFL history:

NFL SINGLE-SEASON COMPLETION PERCENTAGE LEADERS

| RK. | PLAYER | YEAR | CMP. | ATT. | CMP % |
|-----|----------------|------|------|------|-------|
| 1. | Drew Brees | 2018 | 364 | 489 | 74.4 |
| 2. | Drew Brees | 2019 | 281 | 378 | 74.3 |
| 3. | TUA TAGOVAILOA | 2024 | 291 | 399 | 72.9 |
| 4. | Jared Goff | 2024 | 390 | 539 | 72.4 |
| 5. | Drew Brees | 2017 | 386 | 536 | 72.0 |

Entering Week 6, Tagovailoa holds a career 68.3 completion percentage. **That is the second-best mark in NFL history** behind Joe Burrow's 68.5.

In his career, Tagovailoa has led the NFL in passer rating (2022), passing yards (2023) and completion percentage (2024). **He is one of seven quarterbacks since passer rating was introduced in 1973 to lead the league in each of those categories**, joining Tom Brady, Drew Brees, Peyton Manning, Philip Rivers, Kurt Warner and Ken Anderson.

Only Tagovailoa, Anderson and Warner accomplished the feat in the first five seasons of their NFL careers.

TAGOVAILOA HAS POSTED THREE-CONSECUTIVE SEASONS WITH 100.0-PLUS PASSER RATING

Tagovailoa, who finished the 2024 season with a 101.4 passer rating, has now posted a passer rating of 100.0 or better in three consecutive seasons.

He is the first Dolphin in history and only the 11th player since passer rating was introduced in 1973 to accomplish that feat:

MOST CONSECUTIVE SEASONS WITH 100.0-PLUS PASSER RATING

| RK. | PLAYER (TEAM) | NO. | SEASONS |
|-----|-----------------------|-----|---------|
| 1. | Aaron Rodgers (GB) | 6 | 2009-14 |
| | Drew Brees (NO) | 6 | 2015-20 |
| 3. | Steve Young (SF) | 4 | 1991-94 |
| | Russell Wilson (Sea.) | 4 | 2018-21 |
| 5. | TUA TAGOVAILOA (MIA.) | 3 | 2022-24 |
| | Peyton Manning (Ind.) | 3 | 2004-06 |
| | Philip Rivers (SD) | 3 | 2008-10 |
| | Payton Manning (Den.) | 3 | 2012-14 |
| | Tom Brady (NE) | 3 | 2015-17 |
| | Patrick Mahomes (KC) | 3 | 2018-20 |
| | Kirk Cousins (Min.) | 3 | 2019-21 |

ACHANE LEADS NFL RBs IN RUSHING AVG. SINCE 2023

Achane, who has amassed 1,969 rushing yards on 366 carries in his career, boasts an average of **5.4 yards per rush**. That is the top mark among running backs since he entered the league in 2023 and the third best among all players in that span (min. 100 rushing attempts):

NFL LEADERS IN RUSHING AVERAGE (SINCE 2023)

| RK. | PLAYER (TEAM) | ATT | YARDS | AVG. |
|-----|-----------------------|-----|-------|------|
| 1. | Lamar Jackson (Bal.) | 308 | 1,902 | 6.2 |
| 2. | Jayden Daniels (Was.) | 174 | 1,015 | 5.8 |
| 3. | DE'VON ACHANE (MIA.) | 366 | 1,969 | 5.4 |
| 4. | Jahmyr Gibbs (Det.) | 502 | 2,689 | 5.3 |
| 5. | Derrick Henry (Bal.) | 669 | 3,405 | 5.1 |

ACHANE HAS SCORED 27 TOUCHDOWNS IN 33 GAMES

RB De'Von Achane, who has found the end zone in four of five games this season, has tallied **27 touchdowns** (15 rushing and 12 receiving) since being drafted by Miami in 2023.

He is **one of only five active players to have scored 27-plus touchdowns in their first 33 career games**.

MOST TOUCHDOWNS IN FIRST 33 CAREER GAMES (ACTIVE PLAYERS)

| RK. | PLAYER (TEAM) | RSH. TDs | REC. TDs | TDs |
|-----|------------------------|----------|----------|-----|
| 1. | Jonathan Taylor (Ind.) | 30 | 3 | 33 |
| 2. | Alvin Kamara (NO) | 22 | 9 | 31 |
| | Jahmyr Gibbs (Det.) | 26 | 5 | 31 |
| 4. | Kareem Hunt (KC/Cle.) | 17 | 11 | 28 |
| 5. | DE'VON ACHANE (MIA.) | 15 | 12 | 27 |

Achane, who scored the 12th receiving touchdown of his career at Carolina in Week 5 and his 15th rushing touchdown against the Jets in Week 4, joined Chuck Foreman as the **only players since the 1970 AFL-NFL Merger to record 15-plus rushing touchdowns and 12-plus receiving scores in the first 33 games of their careers**.

His 27 total scores also **rank second among players from the 2023 NFL Draft Class**, while his 12 receiving touchdowns are the most among running backs in the class.

MOST TOUCHDOWNS FROM 2023 NFL DRAFT CLASS

| RK. | PLAYER (TEAM) | RSH. TDs | REC. TDs | TDs |
|-----|-----------------------|----------|----------|-----|
| 1. | Jahmyr Gibbs (Det.) | 30 | 6 | 36 |
| 2. | DE'VON ACHANE (MIA.) | 15 | 12 | 27 |
| 3. | Bijan Robinson (Atl.) | 19 | 6 | 25 |

He is only the **second Dolphins player since 1970 to score 25-plus total touchdowns in the first three seasons of his NFL career** (RB Abdul-Karim Al-Jabbar, 33). Meanwhile, his 12 receiving touchdowns are the most by a Miami running back in his first three NFL campaigns since 1970.



OFFENSE NOTES

ACHANE'S VERSATILITY HAS POWERED THE OFFENSE

Achane has 130 career receptions. He is the **second Dolphins running back to reach that mark in his first three NFL seasons** since 1970 (Terry Kirby, 155).



This year, Achane has tallied 262 rushing yards on 60 carries (4.4 avg.) and one touchdown, along with 25 receptions for 173 yards (6.9 avg.) and three touchdowns.

He is the only NFL player this year with 260-plus rushing yards paired with 170-plus yards receiving, along with at least one rushing touchdown and three receiving scores.

Achane's contributions in the run and pass game are not new for the third-year tailback. Last year, he finished the season with 907 rushing yards on 203 carries (4.5 avg.) and six rushing touchdowns, along with 78 receptions for 592 yards (7.6 avg.) and six receiving touchdowns.

In 2024, he became the **first Dolphins player to have at least 750 rushing yards and 500 receiving yards within a single season.**

He set **franchise single-season records** in receiving touchdowns and receptions among Miami running backs:

MOST SINGLE-SEASON RECEIVING TDs BY MIAMI RBs (ALL-TIME)

| RK. | PLAYER (TEAM) | YEAR | REC. TDs |
|-----|---------------|------|----------|
| 1. | DEVON ACHANE | 2024 | 6 |
| 2. | Norm Bulaich | 1975 | 5 |
| | Keith Byars | 1994 | 5 |
| | Kenyan Drake | 2018 | 5 |
| | Jim Jensen | 1988 | 5 |
| | Tony Nathan | 1980 | 5 |

MOST SINGLE-SEASON RECEPTIONS BY MIAMI RBs (ALL-TIME)

| RK. | PLAYER (TEAM) | YEAR | REC. |
|-----|---------------|------|------|
| 1. | DEVON ACHANE | 2024 | 78 |
| 2. | Terry Kirby | 1993 | 75 |
| 3. | Tony Nathan | 1985 | 72 |

WADDLE CONTINUES TO PRODUCE IN FIVE YEARS WITH MIAMI

Fifth-year **WR Jaylen Waddle** recorded 110 receiving yards and a touchdown in Week 5 at Carolina, adding to his scores against New England in Week 2 and at Buffalo in Week 3.

He has totaled 332 career receptions for 4,424 receiving yards (13.3 avg.) and 23 touchdowns.

His 332 receptions are the second most by a Dolphins player in his first five seasons, while his 4,424 yards rank third and his 23 touchdowns are the fifth most:

RECEIVING PRODUCTION IN FIRST FIVE SEASONS IN DOLPHINS HISTORY

| RK. | PLAYER | REC. | YDS. | TDs |
|-----|----------------|------|-------|-----|
| 1. | Chris Chambers | 315 | 4,596 | 39 |
| 2. | Mark Clayton | 255 | 4,425 | 40 |
| 3. | JAYLEN WADDLE | 332 | 4,424 | 23 |
| 4. | Mark Duper | 224 | 4,272 | 32 |
| 5. | Jarvis Landry | 400 | 4,038 | 22 |

In all, his 4,424 receiving yards rank ninth in franchise history and are the third-most among wide receivers from the 2021 NFL Draft:

MOST RECEIVING YARDS BY WRs DRAFTED IN 2021

| RK. | PLAYER | TEAM | REC. | REC. YDS. |
|-----|-------------------|------|------|-----------|
| 1. | Ja'Marr Chase | Cin. | 427 | 5799 |
| 2. | Amon-Ra St. Brown | Det. | 465 | 5258 |
| 3. | JAYLEN WADDLE | MIA. | 332 | 4,424 |
| 4. | DeVonta Smith | Phi. | 333 | 4283 |
| 5. | Nico Collins | Hou. | 240 | 3542 |

WADDLE HAS HAD 13 GAMES OF 100-PLUS RECEIVING YARDS

Waddle's 110-yard performance in Week 5 at Carolina marked his **13th career 100-yard receiving game**, breaking a tie with Nat Moore for the **fifth most in franchise history**:

MOST 100-YARD RECEIVING GAMES IN DOLPHINS HISTORY

| RK. | PLAYER (YEARS) | GAMES |
|-----|--------------------------|-------|
| 1. | Mark Duper (1982-92) | 28 |
| 2. | Mark Clayton (1983-92) | 22 |
| 3. | Tyreek Hill (2022-25) | 19 |
| 4. | Chris Chambers (2001-07) | 17 |
| 5. | JAYLEN WADDLE (2021-25) | 13 |

His 13 games of 100-plus receiving yards are the third most among players from the 2021 NFL Draft:

MOST 100-YARD RECEIVING GAMES FROM 2021 NFL DRAFT CLASS

| RK. | PLAYER | TEAM | GAMES |
|-----|-------------------|------|-------|
| 1. | Ja'Marr Chase | Cin. | 20 |
| 2. | Amon-Ra St. Brown | Det. | 20 |
| 3. | JAYLEN WADDLE | MIA. | 13 |
| 4. | DeVonta Smith | Phi. | 12 |
| 5. | Nico Collins | Hou. | 10 |



OFFENSE NOTES

WADDLE RANKS 5TH IN YARDS PER RECEPTION SINCE 2022

Waddle has recorded 228 receptions for 3,409 yards, averaging 15.0 yards per catch since Mike McDaniel became the head coach in 2022.

His 15.0 yards per catch average is the fifth best in the league since 2022 among players who have played in 50 or more games in that span:

| NFL LEADERS IN YARDS PER RECEPTION SINCE 2022 (MIN. 50 GAMES) | | | | |
|---------------------------------------------------------------|----------------------------|------|-------|-----------|
| PK. | PLAYER (TEAM) | REC. | YDS. | YDS./REC. |
| 1. | Alec Pierce (Ind.) | 119 | 2,102 | 17.7 |
| 2. | George Pickens (Pit./Dal.) | 197 | 3,198 | 16.2 |
| 3. | Darius Slayton (NYG) | 147 | 2,233 | 15.2 |
| 4. | A.J. Brown (Phi.) | 280 | 4,225 | 15.1 |
| 5. | JAYLEN WADDLE (MIA.) | 228 | 3,409 | 15.0 |

WADDLE'S HISTORIC CAREER

Waddle has made history throughout this career, becoming the **first player in franchise history to post three consecutive 1,000-yard receiving seasons (2021-23)** and only the ninth player to do so in NFL history.

In 2021 as a rookie, Waddle broke the **NFL's single-season rookie record in receptions** with 104 and set a new **Dolphins single-season rookie record** in receiving yards with 1,015.

WALLER HAS ADDED IMMEDIATE VALUE TO DOLPHINS OFFENSE

Pro Bowl TE Darren Waller, who Miami added via a trade with the N.Y. Giants this offseason, made his Dolphins debut in Week 4 against the N.Y. Jets and has made a quick impact on Miami's offense attack.

He **totaled three receptions for 27 yards (9.0 avg.) and two touchdowns** in his first game back out of retirement against the Jets.

He followed that up with **another touchdown on five receptions for 78 yards (15.6 avg.)** in Week 5 at Carolina.

Despite only playing in two games this year, Waller is **tied for third in receiving touchdowns among tight ends** across the league.

His three receiving touchdowns are the most by a player in his first two games with the Dolphins:

| MOST RECEIVING TDs IN FIRST TWO GAMES WITH THE DOLPHINS | | | |
|---------------------------------------------------------|------|-----|----|
| PLAYER | YEAR | REC | TD |
| DARREN WALLER | 2025 | | 3 |
| De'Von Achane | 2023 | | 2 |
| Tyreek Hill | 2022 | | 2 |
| Tony Paige | 1990 | | 2 |

With his two-touchdown performance in Week 4, Waller became one of five players, and the first since 2002, with multiple touchdowns in their Dolphins debut. **He is the first player in franchise history to have multiple receiving touchdowns in his debut with Miami:**

| DOLPHINS DEBUT GAMES WITH MULTIPLE TOUCHDOWNS | | | | | |
|-----------------------------------------------|-------|------|--------|--------|-----|
| PLAYER | OPP. | YEAR | RSH TD | REC TD | TDs |
| DARREN WALLER | NYJ | 2025 | 0 | 2 | 2 |
| Ricky Williams | Det. | 2002 | 2 | 0 | 2 |
| Robert Edwards | Det. | 2002 | 1 | 1 | 2 |
| Jim Braxton | at SD | 1978 | 2 | 0 | 2 |
| Abner Hayes | Den. | 1967 | 2 | 0 | 2 |

WASHINGTON IS MIAMI'S SWISS ARMY KNIFE

Second-year **WR Malik Washington** has been a key contributor on Miami's run and passing game.

He has tallied 12 receptions for 74 receiving yards (3.9 avg.) in addition to eight carries for 60 rushing yards (7.5 avg.), which is **the most by a wide receiver in the NFL this year.**

Washington has also logged 475 yards in the return game on special teams, in addition to a punt returned for a touchdown. **His 582 all-purpose yards this year are the seventh most in the NFL.**

INGOLD IS A STAPLE OF THE DOLPHINS

In his fourth season with Miami, **FB Alec Ingold** is a leader for the Dolphins on and off the field.

He was selected to his **fourth career team captaincy (third with Miami)** ahead of the 2025 season and has been named his team's **Walter Payton NFL Man of the Year nominee three times in his career**, twice with Miami (2023-24) and once with Las Vegas (2020).

A **2023 Pro Bowl selection**, Ingold has appeared in 94 career games (53 with Miami) with 50 starts (39 with Miami).

GORDON II ADDS POWER TO MIAMI'S BACKFIELD

Rookie **RB Ollie Gordon II** has provided a powerful push to Miami's run game, particularly on third downs.

He has **converted four of his five third down attempts (80.0%)** this season and is **perfect in short yardage**, having converted all four of his third-and-short attempts. His contributions on third downs have helped Miami rank **second in the NFL with a 46.7 conversion rate.**

Gordon II, who scored his first career touchdown at Buffalo in Week 3, has tallied 60 yards on 18 carries (3.3 avg.) and the touchdown this year.



DEFENSE NOTES

MIAMI HAS FORCED FIVE TURNOVERS IN THE PAST TWO GAMES

After not producing a takeaway in the first three weeks of the season, the Dolphins found their groove and forced three turnovers in their Week 4 Monday Night Football victory over the New York Jets and added two in Week 5 at Carolina.



CB Jack Jones punched the ball out of Jets' RB Braelon Allen's hands at the goal line to keep the Jets from scoring, which was recovered by **S Minkah Fitzpatrick**.

On the ensuing drive, **LB Tyrel Dodson** strip-sacked Jets QB Justin Fields, leading to a fumble recovered by **LB Jaelan Phillips**.

In addition to the two defensive takeaways, rookie **S Dante Trader Jr.** forced and recovered a third fumble on the opening kickoff out of halftime.

It was the first time Miami forced three turnovers in a game since Jan. 7, 2024 against Buffalo.

The following week at Carolina, **LB Bradley Chubb** strip-sacked Panthers QB Bryce Young and recovered the fourth fumble of his career.

In the next defensive drive, **S Minkah Fitzpatrick** intercepted Young, logging the Dolphins' first interception of the season.

In both games, the Dolphins capitalized off the takeaways, scoring 14 points off turnovers against the Jets and 14 points off turnovers against Carolina.

It is the Dolphins' first time recording back-to-back games with 14-plus points off turnovers since 2001.

BROOKS LEADS THE NFL IN TACKLES

LB Jordyn Brooks, who was named to his first-career team captaincy in 2025 after signing with Miami as an unrestricted free agent in 2024, **leads the NFL with 57 tackles (32 solo)** entering Week 6:

| NFL LEADERS IN TACKLES (2025) | | | | |
|-------------------------------|-----------------------|------|-------|------|
| RK. | PLAYER (CURRENT TEAM) | SOLO | ASST. | TKLS |
| 1. | JORDYN BROOKS (MIA.) | 32 | 25 | 57 |
| 2. | Bobby Wagner (Was.) | 26 | 30 | 56 |
| | Fred Warner (SF) | 28 | 22 | 50 |
| | Bobby Okereke (NYG) | 23 | 25 | 48 |
| 5. | Demario Davis (NO) | 25 | 23 | 48 |

Brooks tallied an impressive 18 tackles (15 solo) in Week 4 against the Jets. **It was the most total tackles by a Dolphins player since Zach Thomas had 21 in 2006 at Buffalo.**

Meanwhile his 15 solo tackles were the most by a Dolphins defender since at least 1999.

BROOKS SURPASSED 700 CAREER TACKLES IN WEEK 5

Brooks tallied 13 tackles (four solo) and split a sack in Week 5 at Carolina, surpassing 700 career tackles. He is **one of just five players to reach that mark** since he entered the league in 2020 and his 712 tackles **rank fourth in the NFL** in that span:

| MOST TACKLES (SINCE 2020) | | | | |
|---------------------------|-----------------------|------|-------|------|
| RK. | PLAYER (CURRENT TEAM) | SOLO | ASST. | TKLS |
| 1. | Bobby Wagner (Was.) | 452 | 367 | 819 |
| 2. | Foye Oluokun (Jax.) | 502 | 317 | 818 |
| 3. | Roquan Smith (Bal.) | 485 | 332 | 817 |
| 4. | JORDYN BROOKS (MIA.) | 426 | 286 | 712 |
| 5. | Fred Warner (SF) | 425 | 282 | 705 |

Brooks led the team last year with 143 tackles (86 solo), **the third-most by a Dolphins player in a single season in the last 20 years**, and the most since Hall of Fame linebacker Zach Thomas had 165 in the 16 games of the 2006 season.





DEFENSE NOTES

DODSON CONTINUES TO MAKE AN IMPACT

LB Tyrel Dodson has recorded 46 tackles (29 solo), along with 2.0 sacks and a forced fumble, throughout the first five games of the season.

He is the only player in the NFL this year with at least 45 tackles, 2.0 sacks and one forced fumble.



His 46 tackles are tied for the seventh most in the NFL this year:

| NFL LEADERS IN TACKLES (2025) | | | | |
|-------------------------------|----------------------------|-----------|-----------|-----------|
| RK. | PLAYER (CURRENT TEAM) | SOLO | ASST. | TKLS |
| 1. | Jordyn Brooks (Mia.) | 32 | 25 | 57 |
| 2. | Bobby Wagner (Was.) | 26 | 30 | 56 |
| | Fred Warner (SF) | 28 | 22 | 50 |
| | Bobby Okereke (NYG) | 23 | 25 | 48 |
| 5. | Demario Davis (NO) | 25 | 23 | 48 |
| | Jamien Sherwood (NYJ) | 20 | 27 | 47 |
| 7. | TYREL DODSON (MIA.) | 29 | 17 | 46 |
| | Jack Campbell (Det.) | 26 | 20 | 46 |
| | Nick Bolton (KC) | 25 | 21 | 46 |

Eleven of his 46 tackles came in the form of solo stops at Buffalo in Week 3, a career high for Dodson.

He followed that performance by recording nine tackles (five solo), 1.0 sack and a forced fumble against the Jets in Week 4.

Dodson also contributed 13 tackles (six solo) in Week 1 at Indianapolis and a team-leading nine tackles (six solo) versus New England in Week 2.

Dodson's strong start to the season resembles his quick impact in 2024. After joining the team via waivers in Week 11 last season, he quickly became a staple of the NFL's fourth-ranked defense, finishing the year with 36 tackles (18 solo), three interceptions and four passes defended.

He was the only linebacker in the 2024 season to have three interceptions and one of six players with at least three interceptions from the time he joined the team in Week 11 to Week 18.

WELCOME BACK, BRADLEY CHUBB

LB Bradley Chubb, who missed the 2024 campaign recovering from injury, is off to a fast start in 2025, recording a sack in four of five games this year.

With a sack in Weeks 1, 2 and 3, Chubb became the first Dolphins player to record a sack in each of the first three games of the year since Trace Armstrong recorded four-straight games with a sack to the start the 2000 season.

Chubb followed that up with a strip-sack of Panthers QB Bryce Young in Week 5 at Carolina, recovering the fumble on Carolina's opening drive.

The play marked Chubb's **14th-career forced fumble** and **fourth fumble recovery**. It was also Chubb's 12th-career strip-sack and his first since 2023.

Chubb is one of two NFL players this year with 4.0 sacks, one forced fumble and one fumble recovery (Danielle Hunter, Hou.).

A two-time Pro Bowl selection (2020, 2022) and a 2025 Dolphins team captain, Chubb has recorded 270 career tackles (166 solo), 43.5 sacks, one interception, 14 forced fumbles and four fumble recoveries.

His 43.5 sacks rank eighth among outside linebackers since he entered the league in 2018, while **his 14 forced fumbles are tied for the ninth most** among all active players in that span:

| MOST SACKS AMONG ACTIVE OLBs (SINCE 2018) | | | |
|-------------------------------------------|----------------------|--------------|-------------|
| RK. | PLAYER | CURRENT TEAM | SACKS |
| 1. | T.J. Watt | Pit. | 104.0 |
| 2. | Khalil Mack | LAC | 68.0 |
| 3. | Matthew Judon | Mia. | 60.0 |
| 4. | Haason Reddick | TB | 57.5 |
| 5. | Von Miller | Was. | 49.0 |
| 6. | Josh Sweat | Ari. | 48.0 |
| 7. | Bud Dupree | LAC | 44.5 |
| 8. | BRADLEY CHUBB | MIA. | 43.5 |
| 9. | Jadeveon Clowney | Dal. | 38.0 |
| 10. | Demario Davis | NO | 31.0 |

| MOST FORCED FUMBLES AMONG ACTIVE PLAYERS (SINCE 2018) | | | |
|-------------------------------------------------------|----------------------|--------------|-----------|
| RK. | PLAYER | CURRENT TEAM | FFs |
| 1. | T.J. Watt | Pit. | 33 |
| 2. | Khalil Mack | LAC | 23 |
| 3. | Myles Garrett | Cle. | 19 |
| 4. | Fred Warner | SF | 17 |
| 5. | Haason Reddick | TB | 16 |
| | Joey Bosa | Buf. | 16 |
| 7. | Marlon Humphrey | Bal. | 15 |
| | DeMarcus Lawrence | Sea. | 15 |
| 9. | BRADLEY CHUBB | MIA. | 14 |
| | Lavonte David | TB | 14 |
| | Trey Hendrickson | Cin. | 14 |



DEFENSE NOTES

FITZPATRICK HAS PRODUCED SINCE HIS RETURN TO MIAMI

S Minkah Fitzpatrick, who returned for his second stint with the Dolphins after being acquired by way of a trade with Pittsburgh, leads Miami's defensive backs with 29 tackles (20 solo), one interception and a fumble recovery this season.

He is one of only three NFL players this season with at least 29 stops, one interception and one fumble recovery (Foye Oluokun, Jax. & Brandon Jones, Den.).

Fitzpatrick, the 11th overall selection by Miami in the 2018 NFL Draft, recorded the Dolphins' first interception of the season in Week 5 at Carolina and the team's first fumble recovery this year in Miami's Week 4 victory over the Jets on Monday Night Football.

A five-time Pro Bowler and three-time first-team All-Pro selection, Fitzpatrick has totaled 635 tackles (418 solo), 21 interceptions with four returned for touchdowns, 57 passes defended, five forced fumbles and six fumble recoveries.



His 21 interceptions are tied for the seventh-most in the NFL since he entered the league in 2018:

| MOST INTERCEPTIONS (SINCE 2018) | | | |
|---------------------------------|---------------------------|------------------|-----------|
| RK. | PLAYER | TEAM | INTs |
| 1. | Justin Simmons | Den./Atl. | 28 |
| 2. | J.C. Jackson | NE/LAC | 26 |
| 3. | Tyrann Mathieu | Hou./KC/NO | 25 |
| 4. | Xavier Howard | Mia./Ind. | 25 |
| 5. | Jessie Bates III | Cin./Atl. | 24 |
| 6. | Kevin Byard | Ten./Phi./Chi. | 24 |
| 7. | MINKAH FITZPATRICK | MIA./PIT. | 21 |
| 8. | Quandre Diggs | Det./Sea./Ten. | 21 |
| 9. | Trevon Diggs | Dal. | 20 |
| | Harrison Smith | Min. | 20 |
| | Kenny Moore | Ind. | 20 |
| | Donte Jackson | Car./Pit./LAC | 20 |
| | Kerby Joseph | Det. | 20 |

NEW ADDITIONS BRING PLAYMAKING TO THE SECONDARY

Miami signed **CB Jack Jones** and **CB Rasul Douglas** to strengthen the cornerbacks room.



Jones forced a pivotal fumble in Miami's Week 4 victory over the Jets, punching the ball out of Jets' RB Braelon Allen's hands at the goal line to keep the Jets from scoring.

S Minkah Fitzpatrick recovered the fumble and Miami's offense capitalized with a 4-yard touchdown pass from **QB Tua Tagovailoa** to **TE Darren Waller**.

Meanwhile, Douglas brings veteran presence into the room, having appeared 125 career games with 83 starts. He has been regarded as one of the best playmaking cornerbacks since he entered the league in 2017. **His 444 tackles are the seventh most among active cornerbacks since he entered the NFL in 2017:**

| MOST TACKLES AMONG ACTIVE CORNERBACKS (SINCE 2017) | | | |
|----------------------------------------------------|----------------------|--------------------------|------------|
| RK. | PLAYER | TEAM | TKLS |
| 1. | Kenny Moore II | Ind. | 596 |
| 2. | Taron Johnson | Buf. | 528 |
| 3. | Mike Hilton | Pit./Cin./Ind. | 511 |
| 4. | Jalen Ramsey | Jax./LAC/Mia./Pit. | 483 |
| 5. | Marlon Humphrey | Bal. | 456 |
| 6. | Chuck Clark | Bal./NYJ/Pit. | 451 |
| 7. | RASUL DOUGLAS | CAR./GB/BUF./MIA. | 444 |
| 8. | Charvarius Ward | KC/SF/Ind. | 436 |
| 9. | Darius Slay | Det./Phi. | 435 |
| 10. | Marshall Lattimore | NO/Was. | 429 |

The Dolphins also added two safeties in free agency, signing **S Ashtyn Davis** and **S Ifeatu Melifonwu**, helping Miami solidify its secondary.

Davis has appeared in 74 career games with 25 starts, recording 167 tackles (114 solo), 0.5 sack, eight interceptions, 16 passes defended, four forced fumbles and four fumble recoveries.

Meanwhile, Melifonwu has appeared in 41 career games with 16 starts, recording 83 tackles (60 solo), 4.5 sacks, 2 interceptions, 13 passes defended, one forced fumble and two fumble recoveries.



DEFENSE NOTES

TEAM MVP LOCKED IN THROUGH 2029 SEASON

DT Zach Sieler, who was named the 2024 Dan Marino MVP by local media, **signed a three-year contract extension through the 2029 season** on Aug. 4, 2025.



Sieler has tallied 18 tackles (12 solo) this year, five of which came in Miami's Week 4 victory over the New York Jets on Monday Night Football, along with two tackles for loss.

In 2024, Sieler led Miami's defense with 10.0 sacks and 13 tackles for loss while recording 55 tackles (28 solo), one interception, a forced fumble and one fumble recovery.

Sieler's 10.0 sacks were the second-most in the NFL among defensive tackles and tied his own franchise record for most sacks by a defensive tackle in a season set in 2023:

| 2024 SACK LEADERS (DEFENSIVE TACKLES) | | |
|---------------------------------------|---------------------------|-------------|
| RK. | PLAYER | SACKS |
| 1. | Leonard Williams (Sea.) | 11.0 |
| 2. | ZACH SIELER (MIA.) | 10.0 |
| 3. | Dexter Lawrence (NYG) | 9.0 |
| 4. | Zach Allen (Den.) | 8.5 |
| 5. | Cameron Heyward (Pit.) | 8.0 |

| DOLPHINS SINGLE-SEASON SACK LEADERS (DEFENSIVE TACKLES) | | | |
|---------------------------------------------------------|---------------------------|-------------|-------------|
| RK. | PLAYER | YEAR | SACKS |
| 1. | ZACH SIELER (MIA.) | 2024 | 10.0 |
| | ZACH SIELER (MIA.) | 2023 | 10.0 |
| 3. | Christian Wilkins | 2023 | 9.0 |
| 4. | Bob Baumhower | 1983 | 8.0 |
| 5. | Randy Starks | 2009 | 7.0 |
| | Mike Charles | 1985 | 7.0 |

DOLPHINS PICK UP DEFENSIVE TALENT IN THE DRAFT

Miami emphasized adding talent to the defensive side of the ball by selecting defensive players with five of their eight selections.

Three of those five selections bolstered the defensive front, as Miami picked **DT Kenneth Grant** in the first round (13th overall), **DT Jordan Phillips** in the fifth round (143rd overall) and **DT Zeek Biggers** in the seventh round (253rd overall).

Phillips and Grant **are tied for the second-most tackles among rookie defensive tackles in the NFL with 11 apiece.**



The Dolphins also fortified their backfield by selecting **S Dante Trader Jr.** (155th overall) in the fifth round, who has seen significant playing time.

Trader, who made his first career start in Week 3 at Buffalo, has recorded eight stops (six solo) this year, along with one forced fumble and one fumble recovery on special teams in Miami's Week 4 victory over the New York Jets on Monday Night Football.



SPECIAL TEAMS NOTES

WASHINGTON CONTINUES TO SHINE IN THE RETURN GAME

Second-year **WR Malik Washington** has turned in a highlight-worthy performance in the return game this year, featuring a **74-yard punt return touchdown in Week 2** against New England.



It was Miami's first punt return touchdown since Jakeem Grant had an 88-yard punt return touchdown in 2020 against the Rams.

Washington has logged six punt returns for 125 yards (20.8 avg.), along with 350 yards on 14 kickoff returns (25.0 avg.), including a 34-yarder that helped set the tone at the start of game in Miami's Week 4 victory over the New York Jets on Monday Night Football.

His 350 kickoff return yards are the seventh-most in the NFL this year, while his 125 punt return yards are tied for eighth.

Washington's performance has been a continuation from his rookie campaign in 2024. He averaged 30.7 yards per kickoff return a year ago, leading all rookies and **ranking second in a single season in Dolphins history** (min. 14 returns):

| DOLPHINS SINGLE-SEASON KICK RETURN AVERAGE LEADERS | | | | | |
|----------------------------------------------------|-------------------------|-------------|-----------|------------|-------------|
| RK. | PLAYER | YEAR | KRs | YDS | AVG. |
| 1. | Duriel Harris | 1976 | 17 | 559 | 32.9 |
| 2. | MALIK WASHINGTON | 2024 | 14 | 430 | 30.7 |
| 3. | Jakeem Grant | 2018 | 18 | 535 | 29.7 |
| 4. | Gary Davis | 1977 | 14 | 414 | 29.6 |
| 5. | Mercury Morris | 1970 | 28 | 812 | 29.0 |

PATTERSON HAS BEEN RELIABLE FOR MIAMI

K Riley Patterson, who was signed to Miami's practice squad and elevated for each of the first three games of the season, was signed to the active roster prior to Miami's Week 4 matchup against the Jets.

Patterson has converted every kick with Miami, going five-for-five on field goals and 12-for-12 on extra points.

BAILEY AMONG TOP PUNTERS IN DOLPHINS HISTORY

P Jake Bailey, who is in his third season with Miami, boasts a net punting average of 41.4 yards, **the best mark in franchise history**:

| DOLPHINS NET PUNTING AVERAGE LEADERS (min. 120 punts) | | | | | |
|-------------------------------------------------------|--------------------|-------------------|------------|--------------|-------------|
| RK. | PLAYER | YEARS | PUNTS | N/YDS | NET |
| 1. | JAKE BAILEY | 2023-PRES. | 126 | 5,259 | 41.4 |
| 2. | Matt Haack | 2017-20 | 307 | 12,294 | 39.9 |
| 3. | Matt Darr | 2015-16 | 182 | 7,245 | 39.8 |

Bailey had one of his best single-game performances in Week 5 at Carolina, punting six times for 312 yards (52.0 avg. / 52.0 net), pinning three inside the 20.

All of his six punts were downed by Miami or fair caught by the Panthers, helping set a career-best 52.0 net punt average (min. four punts).

Last year, Bailey tallied 56 punts for 2,639 yards — 47.1 gross punt average, 40.5 net average — with 22 punts inside the 20-yard line.

His gross punt average of 47.1 yards in 2024 was the fifth-best mark in a season in franchise history:

| DOLPHINS SINGLE-SEASON GROSS PUNTING AVERAGE LEADERS | | | | | |
|------------------------------------------------------|--------------------|-------------|-----------|--------------|-------------|
| RK. | PLAYER | YEAR | PUNTS | YDS | AVG. |
| 1. | Brandon Fields | 2012 | 73 | 3,666 | 50.2 |
| 2. | Brandon Fields | 2011 | 78 | 3,810 | 48.85 |
| 3. | Brandon Fields | 2013 | 85 | 4,150 | 48.82 |
| 4. | Matt Darr | 2015 | 92 | 4,380 | 47.6 |
| 5. | JAKE BAILEY | 2024 | 56 | 2,639 | 47.1 |

DOLPHINS ADDED EXPERIENCE TO SPECIAL TEAMS UNIT

Miami signed **LS Joe Cardona** during the 2025 offseason to bolster the special teams corps.

Cardona, a **two-time Super Bowl champion** and team captain for New England in 2024, adds experience and stability to Miami's special teams. He has appeared in 162 games in the regular season and 13 in the postseason.



WHAT TO LOOK FOR IN 2025

RB DE'VON ACHANE...

- Needs 50 receptions to become the fourth running back in NFL history to record at least 75 receptions in two of his first three seasons in the league.
- Has 12 receiving touchdowns. Needs three receiving touchdowns to become the third running back in NFL history to catch at least 15 touchdowns in the first three seasons of his career.
- Needs three receiving touchdowns to become the second NFL running back to record at least six receiving touchdowns in two of his first three NFL seasons.
- Has 27 total touchdowns in his career. Needs eight total touchdowns to become the first Dolphins running back to score at least 35 touchdowns in his first three NFL seasons.
- Has 1,969 rushing yards in his career. Needs 31 rushing yards to reach 2,000 in his career and become the fifth Dolphins running back to reach that mark in his first three NFL seasons.
- Has 15 rushing touchdowns in his career. Needs five rushing touchdowns to reach 20 and become the third Dolphins running back to reach that mark in his first three NFL seasons.
- Has 962 receiving yards in his career. Needs 38 to reach 1,000 and become the fourth Dolphins running back to reach that mark in his first three NFL seasons.
- Has 2,931 yards from scrimmage in his career. Needs 569 yards from scrimmage to become the first Dolphins player to reach 3,500 in his first three NFL seasons.

P JAKE BAILEY...

- Has 97 games played. Needs three games played to reach 100 in his career.
- Has 348 punts. Needs two punts to reach 350 in his career.

LB JORDYN BROOKS...

- Has 712 tackles. Needs 38 tackles to reach 750 in his career and become one of six active players to reach that mark in his first six NFL seasons.
- With 38 tackles, he would also become the eighth player in the last 20 years to reach 750-tackle mark in his first six NFL seasons.
- Has 57 tackles and 1.5 sacks this year. Needs 43 tackles and 1.5 sacks to become the eighth NFL player in the last 20 years to reach 100 tackles and 3.0 sacks in three consecutive seasons.

LS JOE CARDONA...

- Has 165 games played. Needs 10 games played to reach 175 in his career.

LB BRADLEY CHUBB...

- Has 270 tackles. Needs 30 tackles to reach 300 in his career.
- Has 43.5 sacks. Needs 6.5 sacks to reach 50.0 in his career.
- Has 78 games played. Needs two games played to reach 80 in his career.
- Has 77 starts. Needs three starts to reach 80 in his career.

S ASHTYN DAVIS...

- Has 74 games played. Needs one games played to reach 75 in his career.
- Has 167 tackles. Needs 37 tackles to reach 200 in his career.
- Has eight interceptions. Needs two interceptions to reach 10 in his career.

LB TYREL DODSON...

- Has 281 tackles. Needs 19 to reach 300 in his career.

CB RASUL DOUGLAS...

- Has 444 tackles. Needs six tackles to reach 450 and 56 to reach 500 in his career.
- Has 19 interceptions. Needs one interception to reach 20 in his career.

CB STORM DUCK...

- Has 15 games played. Needs 10 games played to reach 25 in his career.
- Has 34 tackles. Needs 16 tackles to reach 50 in his career.

S MINKAH FITZPATRICK...

- Has 635 tackles. Needs 65 to reach 700 in his career.
- Can become just the sixth defensive back in NFL history to reach 700 tackles in his first eight seasons.
- Has five defensive touchdowns. Needs two defensive touchdowns to reach seven and become the eighth defensive back in NFL history to reach that mark in his first eight seasons.

LB WILLIE GAY JR....

- Has 56 starts. Needs four starts to reach 60 in his career.
- Has 256 tackles. Needs 44 tackles to reach 300 in his career.
- Has 7.0 sacks. Needs 3.0 sacks to reach 10.0 in his career.

FB ALEC INGOLD...

- Has 95 games played. Needs five games played to reach 100 in his career.



WHAT TO LOOK FOR IN 2025

LB MATTHEW JUDON...

- Has 97 starts. Needs three starts to reach 100 in his career.
- Has 411 tackles. Needs 39 tackles to reach 450 in his career.
- Has 72.0 sacks. Needs 3.0 sacks to reach 75.0 in his career.

T KENDALL LAMM...

- Has 123 games played. Needs two games played to reach 125 in his career.
- Has 44 starts. Needs six starts to reach 50 in his career.

LB JAEAN PHILLIPS...

- Has 34 starts. Needs six starts to reach 40 in his career.
- Has 24.0 sacks. Needs 1.0 sack to reach 25.0 in his career.

LB CHOP ROBINSON...

- Has 22 games played. Needs three games played to reach 25 in his career.
- Has 31 tackles. Needs 19 tackles to reach 50 in his career.
- Has 7.0 sacks. Needs 3.0 sacks to reach 10.0 in his career.
- Needs 9.0 sacks to reach 16.0 and tie Bryan Cox for the most sacks by a Dolphins player in his first two NFL seasons.

DT ZACH SIELER...

- Has 96 games played. Needs four games played to reach 100 in his career.
- Has 70 starts. Needs five starts to reach 75 in his career.
- Needs 10.0 sacks in the 2025 season to become the 13th NFL player and the seventh defensive lineman in the last 10 years to record double-digit sacks in three consecutive seasons.
- Needs 10.0 sacks and one interception in the 2025 season to become just the third player since sacks became an official stat in 1982 to reach the marks in three consecutive seasons, joining Neil Smith (1992-94) and Jared Allen (2009-11).

QB TUA TAGOVAILOA...

- Has 16,514 passing yards. Needs 2,486 passing yards to become the third Dolphins player to reach 19,000 in his career.
- Has 110 touchdown passes. Needs 14 touchdown passes to reach 124 and move into third place in franchise history.
- Needs a passer rating of at least 100.0 in the 2025 season to become the fifth NFL quarterback since passer rating was introduced in 1973 to have four consecutive seasons with a passer rating of 100.0 or better.
- Has 1,008 passing yards this season. Needs 2,992 passing yards to reach 4,000 this year and become the third Dolphins quarterback to have multiple 4,000-yard seasons.

- Has 69 games played. Needs six games played to reach 75 in his career.

- Has 67 starts. Needs eight starts to reach 75 in his career.
- Has won 39 games as a starter. Needs one win to reach 40 wins as a starter and 11 to reach 50.

WR JAYLEN WADDLE...

- Has 67 games played. Needs eight games played to reach 75 in his career.
- Has 67 starts. Needs eight starts to reach 75 in his career.
- Has 332 receptions. Needs 68 receptions to reach 400 in his career.
- Has 4,424 receiving yards. Needs 576 receiving yards to reach 5,000 in his career and 172 to reach 4,596 and break the franchise record for most receiving yards in the first five seasons of an NFL career.
- Has 13 100-yard receiving games. Needs four 100-yard receiving games to reach 17 and tie Chris Chambers for fourth most in team history.

TE DARREN WALLER...

- Has 88 games played. Needs 12 games played to reach 100 in his career.
- Has 63 starts. Needs 12 starts to reach 75 in his career.
- Has 358 receptions. Needs 42 receptions to reach 400 in his career.
- Has 4,229 receiving yards. Needs 771 receiving yards to reach 5,000 in his career.

WR NICK WESTBROOK-IKHINE...

- Has 39 starts. Needs 11 starts to reach 50 in his career.
- Has 1,799 receiving yards. Needs 201 receiving yards to reach 2,000 in his career.
- Has 19 receiving touchdowns. Needs one receiving touchdown to reach 20 in his career.

WR CEDRICK WILSON JR....

- Has 11 starts. Needs nine starts to reach 20 in his career.
- Has 121 receptions. Needs 79 receptions to reach 200 in his career.
- Has 1,480 receiving yards. Needs 20 receiving yards to reach 1,500 in his career.
- Has 12 receiving touchdowns. Needs eight receiving touchdowns to reach 20 in his career.
- Has 196 return yards. Needs four return yards to reach 200 in his career.

THE MIAMI DOLPHINS...

- Need one win to reach 30 under Head Coach Mike McDaniels.



DOLPHINS-CHARGERS MATCHUP

SOUTH FLORIDA CONNECTIONS

CHARGERS

| | |
|--------------------------------------|---------------------------------------------------------------|
| TE Oronde Gadsden II | American Heritage HS/Plantation, Fla. |
| DL Teair Tart | Florida International University (2018-19) |
| Defensive Assistant Mike Hiestand | Florida International University Graduate Assistant (2013) |

SCHOOL/HOMETOWN

LOS ANGELES AREA CONNECTIONS

DOLPHINS

| | |
|--------------------------------------------|------------------------------------------------------------------------------------------------------|
| P Jake Bailey | Santa Fe Christian HS/Solana Beach, Calif. |
| LBs/Run Game Coord. Joe Barry | University of Southern California (1991-93) Graduate Asst./DL Coach (1995) LBs Coach (2010-11) |
| Sr. Special Teams Asst. Ronnie Bradford | University of Southern California (2016-18) Secondary Coach |
| OL Daniel Brunskill | Valley Center HS/Valley Center, Calif. |
| DL Coach Austin Clark | University of Southern California (2016-17) Asst. Defensive Line/OLB Coach |
| Asst. HC/TEs Coach Jon Embree | Englewood, Calif. |
| CB Jack Jones | Long Beach Polytechnic HS/Long Beach, Calif. |
| LB Jaelan Phillips | Redlands East Valley HS/Redlands, Calif. UCLA (2017-18) |
| K Jason Sanders | Villa Park HS/Orange, Calif. |
| Offensive Assistant Roman Sapolu | Edison HS/Huntington Beach, Calif. |
| Assistant DBs Coach Deshawn Shead | Highland HS/Palmdale, Calif. |
| WR Tajh Washington | University of Southern California (2021-23) |

SCHOOL/HOMETOWN

FORMER CHARGERS

DOLPHINS COACH/STAFF

ROLE WITH CHARGERS

| | |
|-------------------------------------------------------|-------------------------------------------------------------------------|
| Special Teams Coordinator Craig Aukerman (2013-16) | Asst. Special Teams Coach (2013-15) Special Teams Coordinator (2016) |
| LBs/Run Game Coordinator Joe Barry (2012-14) | Linebackers Coach |
| Offensive Coordinator Frank Smith (2021) | Run Game Coordinator/ Offensive Line Coach |

FORMER DOLPHINS

CHARGERS

NOTES

| | |
|----------------------------|-------------------------------------------------------------|
| DL Da'Shawn Hand (2023-24) | 33 GP, 2 GS; 26 tkl (4 solo), 6.0 sacks 6 PD, 4 FFs, 2 FRs. |
| DL Teair Tart (2024) | Spent some of offseason and training camp with the team. |

CHARGERS COACH/STAFF

ROLE WITH DOLPHINS

| | |
|-------------------------------|------------------|
| QBs Coach Shane Day (2016-18) | Tight Ends Coach |
|-------------------------------|------------------|

NOTABLE COLLEGE CONNECTIONS

CHARGERS

| |
|-------------------------------|
| C Bradley Bozeman (2013-17) |
| DL Da'Shawn Hand (2014-17) |
| P J.K. Scott (2014-17) |
| DL Justin Eboigbe (2019-23) |
| LB Kyle Kennard (2020-23) |
| DT Jamaree Caldwell (2022-23) |



| |
|--------------------------------|
| S Minkah Fitzpatrick (2015-17) |
| QB Tua Tagovailoa (2017-19) |
| WR Jaylen Waddle (2018-20) |



| |
|---------------------------|
| DT Zeek Biggers (2021-24) |
|---------------------------|



| |
|--------------------------|
| T Patrick Paul (2019-23) |
|--------------------------|

| |
|---------------------------------|
| CB Tarheeb Still (2020-23) |
| LBs Coach NaVorro Bowman (2023) |
| Def. Analyst |



| |
|-------------------------------|
| LB Chop Robinson (2021) |
| S Dante Triller Jr. (2021-24) |
| DT Jordan Phillips (2023-24) |

| |
|--------------------------------------|
| Head Coach Jim Harbaugh (2015-23) |
| Head Coach |
| DBs Coach Steve Clinkscale (2021-23) |
| Def. PGC/DBs Coach (2021) |
| Co-Def. Coord./DBs Coach (2022-23) |
| DL Coach Mike Elston (2022-23) |
| DL Coach/Recruiting Coordinator |
| DC Jesse Minter (2022-23) |
| Defensive Coordinator |



| |
|----------------------------|
| DT Kenneth Grant (2022-24) |
|----------------------------|

| |
|-----------------------------|
| LB Troy Dye (2016-19) |
| QB Justin Herbert (2016-19) |



| |
|------------------------------------------|
| Off. Assistant Jonathan Krause (2018-20) |
| Graduate Assistant |

| |
|------------------------------------|
| WR KeAndre Lambert-Smith (2020-23) |
|------------------------------------|



| |
|----------------------------|
| LB Chop Robinson (2023-23) |
|----------------------------|

| |
|-----------------------------------|
| OLB Tuli Tuipulotu (2020-22) |
| RBs Coach Kiel McDonald (2022-23) |
| RBs Coach |



| |
|------------------------------|
| WR Tajh Washington (2021-23) |
|------------------------------|

| |
|--------------------------------|
| TE Tucker Fisk (2018-21) |
| S Kendall Williamson (2018-22) |



| |
|---------------------------|
| P Jake Bailey (2015-18) |
| CB Ethan Bonner (2018-22) |

| |
|--------------------------|
| LB Marlowe Wax (2020-24) |
|--------------------------|



| |
|------------------------------|
| S Ifeatu Melifonwu (2017-20) |
|------------------------------|

| |
|-----------------------------------------------|
| Special Teams Coord. Ryan Ficken (2004-06) |
| Def. Asst. (2004-05) |
| Off. Asst. (2006) |
| C Andre James (2015-18) |
| DL Otito Ogbonnia (2018-21) |



| |
|--------------------------------------------|
| Asst. HC/TEs Coach Jon Embree (2003-05) |
| Asst. HC/WRs Coach (2003) |
| Asst. HC/TEs (2004-05) |
| LB Jaelan Phillips (2017-18) |

NOTABLE PRO CONNECTIONS

CHARGERS

| |
|----------------------------------------|
| General Manager Joe Hortiz (1998-2023) |
| Personnel Asst. (1998-2000) |
| Area Scout (2001-05) |
| National Scout (2006-08) |
| Dir. of College Scouting (2009-18) |
| Dir. of Player Personnel (2019-23) |
| Run Game Coord./TEs Coach |
| Andy Bischoff (2015-20) |
| Off. OC (2015) |
| Off. Asst. (2016-17) |
| Off. Asst./TEs Coach (2018) |
| Asst. TEs Coach (2019-20) |
| S Tony Jefferson (2017-19, 2021) |
| DC Jesse Minter (2017-20) |
| Defensive Asst. (2017-18) |
| Assistant DBaw Coach (2019) |
| DBs Coach (2020) |
| OC Greg Roman (2017-22) |
| Asst. Head Coach/TEs (2017-18) |
| Offensive Coordinator (2019-22) |
| C Bradley Bozeman (2018-21) |



| |
|------------------------------|
| LB Del'Shawn Phillips (2020) |
|------------------------------|



| |
|--------------------------------------------------------|
| LB Matthew Judon (2016-20) |
| DT Zach Sieler (2018-20) |
| Pass Game Coord./Secondary Coach Brian Duker (2018-20) |
| Def. Staff Asst./Coaching Analyst (2018) |
| Defensive Coaching Analyst (2019-20) |
| DC Anthony Weaver (2021-23) |
| Run Game Coord./DL Coach (2021) |
| Asst. HC/DL Coach (2022-23) |

| |
|---------------------------|
| LB Tyrel Dodson (2019-23) |
|---------------------------|

| |
|----------------------------|
| CB Donte Jackson (2018-23) |
|----------------------------|



| |
|-------------------------|
| CB Rasul Douglas (2020) |
|-------------------------|



DOLPHINS-CHARGERS MATCHUP

NOTABLE PRO CONNECTIONS CONTINUED

CHARGERS

WR Keenan Allen (2024)



Asst. Special Teams Coach
Chris Gould (2015-21)
Coaching Asst. (2015-16)
Special Teams Asst. (2017-21)
Def. Assistant Mike Hiestand
(2019-21)
Asst. to HC/Def. OC (2019-20)
Asst. DL Coach/ Asst. to HC (2021)



DL Da'Shawn Hand (2018-21)

DOLPHINS

OL Larry Borom (2023-24)

Assoc. HC/RBs Coach
Eric Studesville (2010-17)
RBs Coach (2010-16)
Interim HC (2010)
Asst. HC/RBs Coach (2017)
LB Bradley Chubb (2018-22)



WRs Coach Robert Prince (2014-20)
Wide Receivers Coach
QB/Pass Game Coord.
Darrell Bevell (2019-20)
Off. Coordinator (2019-20)
Interim Head Coach (2020)
Sr. Def. Asst. Sean Ryan (2019-20)
QBs Coach
K Riley Patterson (2021, 2023)

Off. OC/TEs Coach
Jeff Carpenter (2015)
Operations/Off. OC
Run Game Coord./TEs Coach
Andy Bischoff (2021)
Tight Ends Coach
DL Teair Tart (2023)



T Kendall Lamm (2015-18)
Sr. Def. Asst. Sean Ryan (2016-18)
WRs/QBs Coach
DC Anthony Weaver (2016-20)
DL Coach (2016-19)
DC/DL Coach (2020)
Asst. LBs Coach
Matt O'Donnell (2018-20)
Defensive OC (2018)
Defensive Asst. (2019)
Coord. of FB Research/Def. Asst. (2023)
Sr. PGC Bobby Slowik (2023-24)
Offensive Coordinator

C Andre James (2018-24)



OC Frank Smith (2018-20)
Tight Ends Coach
FB Alec Ingold (2019-21)
DT Matthew Butler (2022-24)

G Mekhi Becton Sr. (2020-23)
LB Del'Shawn Phillips (2021)
TE Tyler Conklin (2022-23)
OT Austin Deculus (2023)



DB Elijah Campbell (2020)
S Ashtyn Davis (2020-24)
QB Zach Wilson (2021-23)

LS Rick Lovato (2016-24)



CB Rasul Douglas (2017-19)

OLB Bud Dupree (2015-2020)
CB Donte Jackson (2024)



S Minkah Fitzpatrick (2019-24)

QB's Coach Shane Day
(2019-20)
QB's Coach



HC Mike McDaniel (2017-21)
Run Game Specialist (2017)
Run Game Coordinator (2018-20)
Off. Coordinator (2021)
Asst. HC/TEs Coach
Jon Embree (2017-21)
Asst. HC/TEs Coach

TE Will Dissly (2018-23)
Wide Receivers Coach
Sanjay Lal (2020, 2022-23)
Senior Off. Asst. (2020)
Off. PGC/WRs Coach (2022-23)



QB/Pass Game Coord.
Darrell Bevell (2011-17)
Offensive Coordinator
Asst. DBs Coach
DeShawn Sheard (2012-17,
2021-23)
Played Defensive Back (2012-17)
Asst. DBs Coach (2021-23)
Asst. OL Coach
Lemuel Jeanpierre (2017)
Off. Asst.
LB Jordyn Brooks (2020-23)
WR Dee Eskridge (2021-23)

DT Teair Tart (2020-23)
OLB Bud Dupree (2021-22)
DL Da'Shawn Hand (2021-22)
DL Naquan Jones (2021-23)
DB Elijah Molden (2021-23)
RB Hassan Haskins (2022)
OLB Caleb Murphy (2023-24)



OL Aaron Brewer (2020-23)
WR Nick Westbrook-Ikhine (2020-24)
T Kendall Lamm (2021)
OL Daniel Brunskill (2023-24)

SERIES HISTORY

REGULAR SEASON: MIAMI LEADS 18-15

POSTSEASON: TIED 2-2

LAST 5 MEETINGS

DATE GAME

9/17/17 Miami 19, at L.A. Chargers 17
9/29/19 L.A. Chargers 30, at Miami 10
11/15/20 at Miami 29, L.A. Chargers 21
12/11/22 at L.A. Chargers 23, Miami 17
9/10/23 Miami 36, at L.A. Chargers 34

SERIES SUPERLATIVES

DOLPHINS

RUSHING YARDS:

143, Ricky Williams, at Miami, 11/24/02

PASSING YARDS:

466, Tua Tagovailoa, at Los Angeles, 9/10/23

RECEPTIONS:

13, Jarvis Landry, at Los Angeles, 9/17/17

RECEIVING YARDS:

215, Tyreek Hill, at Los Angeles, 9/10/23

CHARGERS

RUSHING YARDS:

157, Dan Woods, at San Diego, 9/29/74

PASSING YARDS:

433, Dan Fouts, at Miami, 1/2/82 [AFC Divisional Game]

RECEPTIONS:

13, Antonio Gates, at San Diego, 12/11/05
13, Kellen Winslow, at Miami, 1/2/82 [AFC Divisional Game]

RECEIVING YARDS:

166, Kellen Winslow, at Miami, 1/2/1982 [AFC Divisional Game]

SERIES FACTS (TEAM)

MIAMI'S LARGEST MARGIN OF VICTORY:

37 (at Miami 37, San Diego 0, 11/2/14)

L.A. CHARGERS' LARGEST MARGIN OF VICTORY:

34 (at San Diego 44, Miami 10, 10/2/66)

CURRENT SERIES STREAK:

Miami 1 (9/10/23)

MIAMI'S LARGEST WIN STREAK:

7 (11/5/95 - 10/5/08)

L.A. CHARGERS' LARGEST WIN STREAK:

3 (11/20/80 - 9/7/86)

MOST POINTS BY MIAMI:

41 (at Miami 41, San Diego 24, 12/10/67)

MOST POINTS BY L.A. CHARGERS:

50 (at San Diego 50, Miami 28, 9/7/86)

MOST POINTS, BOTH TEAMS:

79 (San Diego 41, at Miami 38, 1/2/82 [AFC Divisional game])

FEWEST POINTS BY MIAMI:

0 (at San Diego 24, Miami 0, 11/12/67)

FEWEST POINTS BY L.A. CHARGERS:

0 (at Miami 37, San Diego 0, 11/2/14)

FEWEST POINTS, BOTH TEAMS:

21 (at Miami 12, San Diego 9, 12/19/99)



DOLPHINS-CHARGERS MATCHUP

HOW THEY COMPARE

| DOLPHINS | | CATEGORY | CHARGERS | |
|----------|-----|--------------------|----------|-------|
| STAT | RNK | | RNK | STAT |
| 278.6 | 28 | Total Offense | 12 | 352.2 |
| 196.4 | 21 | Passing Offense | 10 | 235.4 |
| 82.2 | 30 | Rushing Offense | 14t | 116.8 |
| 21.4 | 21 | Scoring Offense | 25 | 19.6 |
| 11.0 | 18t | Sacks Allowed | 29t | 17.0 |
| 46.7 | 2 | Third Down Offense | 4 | 46.4 |
| 386.6 | 29 | Total Defense | 7 | 293.8 |
| 212.4 | 16 | Passing Defense | 4 | 172.2 |
| 174.2 | 32 | Rushing Defense | 18 | 121.6 |
| 29.0 | 27 | Scoring Defense | 6t | 19.6 |
| 11.0 | 15t | Sacks | 5t | 14.0 |
| 50.0 | 31 | Third Down Defense | 12 | 37.3 |
| 5 | 17t | Takeaways | 22t | 4 |
| 5 | 12t | Giveaways | 20t | 7 |

STATISTICAL LEADERS

| CATEGORY | DOLPHINS | | CHARGERS | |
|------------------|-------------------------------------|-------|-----------------------------------------|------|
| | PLAYER | STAT | PLAYER | STAT |
| Completion Pct. | T. Tagovailoa | 70.7 | J. Herbert | 65.7 |
| Passing Yards | T. Tagovailoa | 1008 | J. Herbert | 1229 |
| Passer Rating | T. Tagovailoa | 100.1 | J. Herbert | 91.2 |
| Rushing Yards | D. Achane | 262 | O. Hampton | 314 |
| Yards Per Carry | D. Achane | 4.4 | O. Hampton | 4.8 |
| Rushing TDs | D. Achane O. Gordon II | 1 | O. Hampton | 2 |
| Receptions | D. Achane | 25 | K. Allen | 29 |
| Receiving Yards | J. Waddle | 295 | Q. Johnston | 377 |
| Receiving TDs | D. Achane J. Waddle D. Waller | 3 | Q. Johnston | 4 |
| Tackles | J. Brooks | 57 | D. Henley | 39 |
| Sacks | B. Chubb | 4.0 | T. Tuipulotu | 4.0 |
| Interceptions | M. Fitzpatrick | 1 | D. Jackson T. Jefferson D. Henley | 1 |
| Forced Fumbles | Four tied | 1 | T. Tart T. Tuipulotu | 1 |
| Special Tms Tkls | C. Goode | 6 | M. Wax | 8 |

DOLPHINS PLAYERS VS. CHARGERS#

| PLAYER | GP | PASSING | | | | |
|---------------|----|----------|------|------|----|------|
| | | A-C-I | YDS | PCT | TD | RTG |
| T. Tagovailoa | 3 | 98-53-1 | 780 | 54.1 | 6 | 96.5 |
| Z. Wilson | 1 | 49-33-0 | 263 | 67.3 | 0 | 80.6 |
| TOTALS | 4 | 147-86-1 | 1043 | 58.5 | 6 | 91.2 |

| PLAYER | GP | RUSHING | | | | |
|---------------|----|---------|-----|-----|----|----|
| | | ATT | YDS | AVG | LG | TD |
| T. Tagovailoa | 3 | 14 | 32 | 2.3 | 14 | 0 |
| Z. Wilson | 1 | 2 | 7 | 3.5 | 7 | 0 |
| A. Ingold | 7 | 2 | 5 | 2.5 | 3 | 0 |
| C. Wilson Jr. | 2 | 1 | 5 | 5.0 | 5 | 0 |
| D. Eskridge | 1 | 1 | 4 | 4.0 | 4 | 0 |
| TOTALS | 14 | 20 | 53 | 2.7 | 14 | 0 |

| PLAYER | GP | RECEIVING | | | | |
|---------------------|----|-----------|-----|------|----|----|
| | | NO | YDS | AVG | LG | TD |
| D. Waller | 7 | 31 | 400 | 12.9 | 35 | 3 |
| J. Waddle | 2 | 6 | 109 | 18.2 | 35 | 0 |
| N. Westbrook-Ikhine | 3 | 6 | 56 | 9.3 | 14 | 1 |
| A. Ingold | 7 | 4 | 49 | 12.3 | 19 | 1 |
| C. Wilson Jr. | 2 | 4 | 39 | 9.8 | 16 | 0 |
| TOTALS | 21 | 51 | 653 | 12.8 | 35 | 5 |

| PLAYER | GP | DEFENSE | | | | | | |
|----------------|----|---------|-----|-----|----|----|----|---|
| | | TOT | SK | INT | PD | FF | FR | |
| W. Gay Jr. | 6 | 30 | 2.0 | 0 | 3 | 0 | 0 | 0 |
| B. Chubb | 7 | 23 | 2.0 | 0 | 0 | 0 | 0 | 0 |
| Ja. Phillips | 2 | 17 | 1.5 | 0 | 0 | 0 | 0 | 0 |
| Z. Sieler | 3 | 15 | 1.0 | 0 | 0 | 0 | 0 | 0 |
| A. Davis | 2 | 14 | 0 | 0 | 0 | 0 | 1 | |
| J. Jones | 3 | 14 | 0 | 1 | 2 | 0 | 0 | 0 |
| R. Douglas | 3 | 13 | 1.0 | 0 | 0 | 0 | 0 | 0 |
| C. Armstrong | 1 | 9 | 0 | 0 | 0 | 0 | 0 | 0 |
| J. Brooks | 1 | 8 | 0 | 0 | 0 | 1 | 0 | 0 |
| M. Fitzpatrick | 2 | 7 | 0 | 0 | 1 | 0 | 0 | 0 |
| B. Jones | 2 | 6 | 0 | 0 | 0 | 0 | 0 | 0 |
| M. Judon | 3 | 6 | 1.5 | 0 | 0 | 0 | 0 | 0 |
| T. Dodson | 1 | 3 | 0 | 0 | 0 | 0 | 0 | 0 |
| E. Campbell | 1 | 1 | 0 | 0 | 0 | 0 | 0 | 0 |
| M. Butler | 1 | 1 | 0.5 | 0 | 0 | 0 | 0 | 0 |
| TOTALS | 38 | 167 | 9.5 | 1 | 6 | 1 | 1 | 1 |

| PLAYER | GP | KICKING | | | | | | |
|--------------|----|---------|-----|----|-----|-----|----|----|
| | | FGM | FGA | LG | XPM | XPA | KO | TB |
| R. Patterson | 2 | 5 | 5 | 41 | 8 | 8 | 8 | 6 |
| TOTALS | 2 | 5 | 5 | 41 | 8 | 8 | 8 | 6 |

| PLAYER | GP | PUNTING | | | | | | |
|-----------|----|---------|-----|------|----|----|-----|------|
| | | NO | YDS | AVG | LG | TB | I20 | NET |
| J. Bailey | 2 | 7 | 346 | 49.4 | 60 | 1 | 3 | 43.0 |
| TOTALS | 2 | 7 | 346 | 49.4 | 60 | 1 | 3 | 43.0 |

regular season only



THE LAST MEETING

2023 - WEEK 1

SEPT. 10, 2023 | INGLEWOOD, CALIF.
SOFI STADIUM
ATTENDANCE: 70,240 | TV: CBS

| | |
|----------|------------------|
| MIAMI 36 | L.A. CHARGERS 34 |
|----------|------------------|

There was 1:45 remaining on the clock after quarterback Tua Tagovailoa gave the Dolphins a 36-34 lead with his third touchdown pass and 466th passing yard of the day. The Miami defense needed to come up with a stop. And when it mattered most, they got it done.

First came pressure up the middle from veteran cornerback Justin Bethel, which forced an intentional grounding penalty on Chargers quarterback Justin Herbert. Defensive tackle Zach Sieler then sacked Herbert for an eight-yard loss. On fourth-and-12, linebacker and Southern California native Jaelan Phillips combined with Bethel to take down Herbert once again and seal the Week 1 victory for Miami Sunday afternoon at SoFi Stadium.

Tagovailoa's 466 passing yards was the second-best mark of his career and fourth-best in a season-opening game in NFL history. Two of his three touchdowns went to wide receiver Tyreek Hill, who finished with 215 receiving yards, the third-most ever in a season-opener.

The Chargers began the second half with an 11-play, 75-yard drive to take a 24-20 lead and then forced a second Dolphins turnover on a deep pass intended for Berrios.

But the Dolphins defense stepped up, specifically second-year cornerback Kader Kohou. Kohou wrapped up wide receiver Mike Williams on a screen pass that yielded just one yard. He then stopped wide receiver Keenan Allen a yard short of the first down marker to set up third-and-1. Kohou ended the drive flying off the edge on a blitz, sacking Herbert at the one-yard line and giving the Dolphins offense great starting field position after the ensuing punt.

On the very next play, Tagovailoa found Hill in stride for a 35-yard touchdown pass to take a 27-24 lead with 2:18 to play in the third quarter.

In a game that featured nine lead changes, Tagovailoa eventually found himself down 34-30 late in the fourth quarter with the ball and a chance to take the lead for good.

Facing third-and-10 from the Miami 25-yard line, he stepped up in the pocket, escaped the pressure and launched a deep pass down the sideline to a streaking Hill for 47 yards. Tagovailoa faced another third down and found Hill again on a perfect throw to the corner of the endzone, this time for a four-yard touchdown.

Miami's defense did the rest and the Dolphins escaped with a thrilling 36-34 victory.

SCORING SUMMARY

| | 1 | 2 | 3 | 4 | F |
|---------------|---|----|---|----|----|
| Miami | 7 | 13 | 7 | 9 | 36 |
| L.A. Chargers | 7 | 10 | 7 | 10 | 34 |

SCORING DRIVES

| TEAM | QTR | TIME | PLAY (EXTRA POINT) (DRIVE INFO) | MIA | LAC |
|----------|-----|-------|------------------------------------------------------------------------|-----|-----|
| Chargers | 1 | 4:39 | A.Ekeler 1 yd. run (C.Dicker kick) (14-94, 7:23) | 0 | 7 |
| Dolphins | 1 | 1:15 | R.Mostert 2 yd. run (J.Sanders kick) (9-75, 3:24) | 7 | 7 |
| Dolphins | 2 | 11:43 | J.Sanders 23 yd. Field Goal (8-72, 3:03) | 10 | 7 |
| Chargers | 2 | 9:07 | D.Parham 1 yd. pass from J.Herbert (C.Dicker kick) (6-75, 2:36) | 10 | 14 |
| Dolphins | 2 | 1:42 | R.Cracraft 1 yd. pass from T.Tagovailoa (J.Sanders kick) (12-80, 4:52) | 17 | 14 |
| Chargers | 2 | 0:09 | C.Dicker 50 yd. Field Goal (10-43, 1:33) | 17 | 17 |
| Dolphins | 2 | 0:00 | J.Sanders 41 yd. Field Goal (2-52, 0:09) | 20 | 17 |
| Chargers | 3 | 9:19 | J.Herbert 1 yd. run (C.Dicker kick) (11-75, 5:41) | 20 | 24 |
| Dolphins | 3 | 2:12 | T.Hill 35 yd. pass from T.Tagovailoa (J.Sanders kick) (1-35, 0:06) | 27 | 24 |
| Chargers | 4 | 14:00 | J.Kelley 2 yd. run (C.Dicker kick) (10-75, 3:12) | 27 | 31 |
| Dolphins | 4 | 10:03 | J.Sanders 45 yd. Field Goal (9-48, 3:57) | 30 | 31 |
| Chargers | 4 | 3:53 | C.Dicker 25 yd. Field Goal (13-68, 6:10) | 30 | 34 |
| Dolphins | 4 | 1:45 | T.Hill 4 yd. pass from T.Tagovailoa (kick failed, wr) (8-75, 2:08) | 36 | 34 |

GAME STATISTICS

RUSHING (Att-Yds-TD):

Miami: R. Mostert 10-37-1, E. Ezukanma 2-17, S. Ahmed 3-11, T. Tagovailoa 5-5.
L.A. Chargers: A. Ekeler 16-117-1, J. Kelley 16-91-1, J. Herbert 5-17-1, K. Allen 2-6, G. Everett 1-2.

PASSING (A-C-Y-TD-I):

Miami: T. Tagovailoa 45-28-466-3-1.
L.A. Chargers: J. Herbert 33-23-229-1-0.

RECEIVING (Rec-Yds-TD):

Miami: T. Hill 11-215-2, J. Waddle 4-78, D. Smythe 3-44, B. Berrios 3-42, R. Cracraft 3-40-1, A. Ingold 2-34, R. Mostert 2-13.
L.A. Chargers: K. Allen 6-76, A. Ekeler 4-47, M. Williams 4-45, D. Parham 3-22-1, G. Everett 2-21, Q. Johnston 2-9, D. Davis 1-5, J. Palmer 1-4.

SACKS (Sk-Yds):

Miami: K. Kohou 1.0-12, Z. Sieler 1.0-8, J. Bethel 0.5-4.5, J. Phillips 0.5-4.5.
L.A. Chargers: None.

INTERCEPTIONS (Int-Yds-TD):

Miami: None.
L.A. Chargers: J. Jackson 1-9.

FORCED FUMBLES:

Miami: None.
L.A. Chargers: None.

FUMBLE RECOVERIES (No-Yds-TD):

Miami: None.
L.A. Chargers: N. Williams 1-0.

| TEAM STATS | MIA | LAC |
|---------------------------------|-----------|------------|
| TOTAL FIRST DOWNS | 30 | 30 |
| By Rushing | 5 | 17 |
| By Passing | 23 | 10 |
| By Penalty | 2 | 3 |
| THIRD DOWN EFFICIENCY | 4-9-44.4% | 9-15-60.0% |
| FOURTH DOWN EFFICIENCY | 1-1-100% | 0-1-0.0% |
| TOTAL NET YARDS | 536 | 433 |
| Total Offensive Plays | 65 | 76 |
| Average gain per offensive play | 8.2 | 5.7 |
| NET YARDS RUSHING | 70 | 233 |
| Total Rushing Plays | 20 | 40 |
| Average gain per rushing play | 3.5 | 5.8 |
| NET YARDS PASSING | 466 | 200 |
| Sacks-Yards | 0-0 | 3-29 |
| Gross yards passing | 466 | 229 |
| ATTEMPTS-COMPLETIONS-INTS | 45-28-1 | 33-23-0 |
| Avg. gain per pass play | 10.4 | 5.6 |
| PUNTS NUMBER AND AVG. | 1-38.0 | 3-48.3 |
| Net Punting Average | 35.0 | 41.7 |
| TOTAL RETURN YARDAGE | 0 | 12 |
| No. and Yards Punt Returns | 0-0 | 1-3 |
| No. and Yards Kickoff Returns | 0-0 | 0-0 |
| No. and Yards Int. Returns | 0-0 | 1-9 |
| PENALTIES Number and Yards | 6-38 | 6-70 |
| FUMBLES Number and Lost | 2-1 | 0-0 |
| RED ZONE EFFICIENCY | 3-5-60% | 4-5-80% |
| GOAL TO GO EFFICIENCY | 3-5-60% | 4-4-100% |
| TIME OF POSSESSION | 27:19 | 32:41 |



FREE AGENCY TRACKER & ACQUISITIONS

The Dolphins were active in the 2025 free agency market and made several moves in the offseason. The team re-signed five players and also added 19 veterans to the roster this year. Below tracks the players the team has signed, as well as those who ended the 2024 season on Miami's roster and their current status.

PLAYERS RETAINED OR ADDED

RE-SIGNED (5)

| | |
|------------------|----|
| Elijah Campbell | DB |
| Tyrel Dodson | LB |
| Dee Eskridge | WR |
| Liam Eichenberg* | OL |
| Benito Jones | DT |

UNRESTRICTED FREE AGENTS SIGNED (7)

| | | |
|-----------------------|----|-------------|
| Larry Borom | OL | Chicago |
| K.J. Britt | LB | Tampa Bay |
| Ashtyn Davis | S | N.Y. Jets |
| Willie Gay Jr. | LB | New Orleans |
| Ifeatu Melifonwu | S | Detroit |
| Nick Westbrook-Ikhine | WR | Tennessee |
| Zach Wilson | QB | Denver |

FREE AGENTS SIGNED (8)

| | |
|--------------------|----|
| Daniel Brunskill | OL |
| Joe Cardona | LS |
| Rasul Douglas | CB |
| Jack Jones | CB |
| Matthew Judon | LB |
| Kendall Lamm | T |
| Riley Patterson | K |
| Cedrick Wilson Jr. | WR |

ACQUIRED VIA TRADE (2)

| | | |
|--------------------|----|-------------|
| Minkah Fitzpatrick | S | Pittsburgh |
| Darren Waller | TE | N.Y. Giants |

ACQUIRED VIA WAIVERS (2)

| | | |
|----------------|----|--------------|
| JuJu Brents | CB | Indianapolis |
| Matthew Butler | DT | Las Vegas |

PLAYERS FROM 2024 ROSTER NOT CURRENTLY WITH THE DOLPHINS

**53-man roster at the end of the season*

FREE AGENTS (15)

| | | |
|--------------------|----|---------------|
| Braxton Berrios | WR | Houston |
| Calais Campbell | DT | Arizona |
| River Cracraft | WR | |
| Da'Shawn Hand | DT | L.A. Chargers |
| Jevón Holland | S | N.Y. Giants |
| Tyler Huntley | QB | Baltimore |
| Robert Jones | OL | Dallas |
| Jake McQuaide | LS | |
| Siran Neal | CB | San Francisco |
| Emmanuel Ogbah | LB | Jacksonville |
| Jordan Poyer | S | Buffalo |
| Duke Riley | LB | |
| Jack Stoll | TE | New Orleans |
| Anthony Walker Jr. | LB | Indianapolis |
| Isaiah Wynn | OL | |

RELEASED (3)

| | | |
|----------------|----|-----------|
| Kendall Fuller | CB | |
| Raheem Mostert | RB | Las Vegas |
| Durham Smythe | TE | Chicago |

TRADED (2)

| | | |
|--------------|----|------------|
| Jalen Ramsey | CB | Pittsburgh |
| Jonnu Smith | TE | Pittsburgh |

RETIRED (1)

| | | |
|-----------------|---|--|
| Terron Armstead | T | |
|-----------------|---|--|

**Currently on reserve/PUP*

as of Oct. 7 2025



MIAMI DOLPHINS 2025 ROOKIE CLASS


Rd 7 // Pick 253



**Zeek
BIGGERS**

Georgia Tech // DT
6-6 // 319


Rd 7 // Pick 231



**Quinn
EWERS**

Texas // QB
6-2 // 209

Rd 6 // Pick 179



**Ollie
GORDON II**

Oklahoma State // RB
6-2 // 225

Rd 1 // Pick 13



**Kenneth
GRANT**

Michigan // DT
6-3 // 335

Rd 5 // Pick 143



**Jordan
PHILLIPS**

Maryland // DT
6-3 // 305

Rd 2 // Pick 37



**Jonah
SAVAIINAEA**

Arizona // OL
6-5 // 326

Rd 5 // Pick 155



**Dante
TRADER JR.**

Maryland // S
5-11 // 202

PRACTICE SQUAD

Undrafted Free Agent



**AJ
HENNING**

Northwestern // WR
5-10 // 192

Undrafted Free Agent



**Alex
HUNTLEY**

South Carolina // DT
6-4 // 298

Undrafted Free Agent



**Josh
PRIEBE**

Michigan // OL
6-5 // 306

Undrafted Free Agent



**John
SAUNDERS JR.**

Mississippi // S
6-2 // 210

Undrafted Free Agent



**Theo
WEASE JR.**

Missouri // WR
6-2 // 210

as of Oct. 7, 2025



DOLPHINS RADIO NETWORK



iHeartMedia Miami signed a multi-year deal to become the Miami Dolphins flagship radio broadcast partner beginning in 2023. Live game day broadcasts air on BIG 105.9 FM (WBGG) and Fox Sports 940 AM (WINZ) in the Miami-Ft. Lauderdale market and several other markets throughout the state.

BIG 105.9 FM (WBGG) and Fox Sports 940 AM (WINZ) carry all Miami Dolphins football game broadcasts and play-by-play coverage as well as a pregame show, postgame show and weekly radio show featuring exclusive interviews with Dolphins' personnel and guests from around the league. All shows are available on the stations' websites and the iHeartRadio app, and the game broadcasts can also be heard on Dolphins.com.

The Dolphins game broadcasts feature familiar voices, with former Dolphins wide receiver Jimmy Cefalo handling play-by-play duties, former Dolphins tight end Joe Rose providing color commentary and former Dolphins linebacker Kim Bokamper giving analysis and updates from the sidelines. This is the trio's 14th season together calling games for the Dolphins Radio Network.



Joe Rose (L), Jimmy Cefalo (C) and Kim Bokamper (R)

La Mezcla 94.9 (WZTU-HD2) is the Dolphins' official Spanish radio broadcast partner for all preseason, regular season and playoff games, with Roly Martin handling the play-by-play and Eduardo Martell providing the game analysis. The tandem has called Dolphins games together since 2018. The station also airs a pregame show and postgame show featuring interviews with guests from around the league.



Roly Martin (L) and Eduardo Martell (R)

MIAMI DOLPHINS RADIO NETWORKS

| LOCATION | NETWORK | LOCATION | NETWORK |
|-----------------|----------------------------|-----------------|----------------------------|
| Fort Lauderdale | WINZ 940 AM | Miami | WBGG 105.9 FM |
| Fort Lauderdale | WBGG 105.9 FM | Miami | WZTU-HD2 94.9 FM (Spanish) |
| Fort Lauderdale | WZTU-HD2 94.9 FM (Spanish) | Port St. Lucie | WAVW 92.7 FM |
| Fort Myers | WFSX 92.5 AM | Port St. Lucie | WCZR 101.7 FM |
| Fort Myers | WFSX 105.9 FM | Port St. Lucie | WAVW 92.7 FM |
| Key West | WAVK 97.7 FM | West Palm Beach | ESPN 106.3 FM |
| Miami | WINZ 940 AM | West Palm Beach | WEFL 760 AM (Spanish) |



BAPTIST HEALTH TRAINING COMPLEX



The state-of-the-art Baptist Health Training Complex opened in 2021 and houses the Miami Dolphins football operations. Completed by Moss Construction with interior design by Rockwell Group and architecture by ROSSETTI, the best-in-class venue was meticulously planned to create a contemporary, welcoming training environment for coaches, players, and staff.

Located in Miami Gardens, the 217,200 square foot complex (125,000 sq. foot training facility and 92,200 sq. foot indoor field) features:

- Outdoor practice area with two full natural grass fields and full indoor practice facility
- Two-story weight room with a cardio deck
- Locker Rooms and a Players Lounge with multiple lounge areas and a barber shop
- A state-of-the-art hydrotherapy area
- Dedicated recovery area including cryotherapy and isolation tanks
- Athletic training room with expansive rehabilitation space
- A dining hall and fuel bar
- Shaded spectator seating holding up to 2,200 people with seven large fans for enhanced airflow
- Lush landscaping, including close to 16,000 flowers and shrubs, 210 palms and 128 total trees

The Baptist Health Training Complex is equipped with state-of-the-art technology and football systems. The audio-visual systems in the auditorium, position classrooms, conference rooms, weight room, field house, and outdoor fields were designed and built by industry leading integrator Diversified. 8K Solutions designed and integrated a fully robotic camera system for acquiring practice video and two immersive walls for interactive team and individual training. The facility also features Verizon 5G Ultra Wideband and an Extreme Networks Wi-Fi 6 deployment throughout.

In 2023, the Miami Dolphins in partnership with Baptist Health unveiled the new Baptist Health Orthopedic Complex as the final installation to the Baptist Health Training Complex. The two-story, 17,000 square foot facility provides the Miami Gardens community and Miami Dolphins players and coaches with first-in-class medical services including Orthopedics, Sports Medicine and Physical Therapy services.

The partnership with Baptist Health was an extension of a decades-long relationship with the Miami Dolphins, with the entity serving as the Official Medical Team of the Miami Dolphins as well as the Official Wellness and Sports Medicine Provider of the Miami Dolphins and the Training Complex. Baptist Health also is a proud partner of the Miami Dolphins Foundation working together on a series of initiatives around the health and safety of South Florida students, coaches, and parents to grow youth football participation in South Florida.





HARD ROCK STADIUM

A Global Entertainment Destination




HISTORY & TRADITION

Hard Rock Stadium is a global entertainment destination that serves as home to the Miami Dolphins, the Formula 1® Crypto.com Miami Grand Prix, the Miami Open presented by Itaú, University of Miami college football, the Capital One Orange Bowl game, Rolling Loud, Jazz in the Gardens, major concerts, boxing, international soccer and other world-class events. The multi-purpose, open-air complex completed a multi-year renovation fine-tuned to enhance the fan experience and transforming the venue to an epicenter of culture, innovation and spectacle. The stadium has hosted six Super Bowls (XXIII, XXIX, XXXIII, XLI, XLIV and LIV), the 2010 NFL Pro Bowl, four BCS National Championship Games (2001, 2005, 2009 and 2013), one College Football Playoff National Championship game (2021), the CONMEBOL Copa America 2024™ Final and the opening match of the 2025 FIFA Club World Cup. Hard Rock Stadium will host the 2026 College Football Playoff National Championship game and seven matches of FIFA World Cup 2026™.

DESIGN

Hard Rock Stadium and its surrounding properties has undergone a private investment of more than \$1 billion by Managing General Partner & Chairman of the Board Stephen Ross to transform the iconic venue into a global entertainment destination that showcases the best Miami has to offer. From world-class dining to arts, culture and luxury hospitality, Hard Rock Stadium delivers an elevated guest experience that is unparalleled in professional sports. Every aspect of the venue has been touched during the multi-year development and renovation, which began in 2015. New seating experiences were introduced within the bowl as well as many new premium clubs. The renovation brought four high-definition video boards and the installation of a state-of-the-art canopy that keeps as many as 92 percent of guests in the shade. Remodeled, modernized suites throughout the stadium offer a more intimate club space with improved amenities and food, as well as the addition of theatre boxes and four new corner clubs. The property also includes the Baptist Health Training Complex, the 227,000 square foot training facility of the Miami Dolphins that opened in 2021, the Miami International Autodrome, a Formula 1® circuit that opened in 2022, and the autodrome's Paddock Club building, a 190,000 square foot building constructed in 2023 that houses F1 team pit garages and premium hospitality space.





HARD ROCK STADIUM

A Global Entertainment Destination



SUSTAINABILITY

In 2024, Hard Rock Stadium and the Miami International Autodrome Paddock building received the Leadership in Energy and Environmental Design (LEED) Gold v4.1 O+M certification for overall sustainability. Hard Rock Stadium is now one of six NFL stadiums that has received LEED Gold or higher certifications for operations of the facility and the Miami International Autodrome is the only Formula 1 venue in the United States to receive the FIA Three-Star Environmental Accreditation rating. In late 2019, Hard Rock Stadium began phasing out 99.4 percent of fan-facing single-use plastics in the food and beverage operation, which eliminated a total of 2.8 million units of plastic annually. The venue became the second in the United States to make the wholesale move away from plastic cups, and the first within professional sports. A member of the Green Sports Alliance, Hard Rock Stadium also diverts waste from landfill through innovative sustainability efforts that include bio digesters – composting through liquid food digesters – and recovering kitchen oil into biofuel, creating renewable energy.

TECHNOLOGY

Hard Rock Stadium maintains a commitment to providing its guests with the most innovative technology. The venue has been cashierless since 2020 and was one of the first stadium's to have both checkout-free food and beverage and retail stores, powered by Amazon's Just Walk Out technology. With the 5G Ultra Wideband installation in partnership with Verizon, Hard Rock Stadium sits at the forefront of technological advancements and strives to make each experience for its guests as seamless and user-friendly as possible.

WORLD-CLASS FARE


Hard Rock Stadium embarked on a journey of listening to guests and asking what they prefer for their palate on game day. Years later, this commitment to bring fresh, diverse flavor to guests remains strong. An emphasis is placed on innovative, local cuisine, and together with hospitality provider Sodexo Live!, the venue curates an unparalleled food and beverage experience throughout the facility to all guests.





MIAMI DOLPHINS IN THE COMMUNITY

The Miami Dolphins are committed to leveraging the power of sports and entertainment to inspire a healthier, more educated and united South Florida community. Together our players, cheerleaders, alumni, staff and partners are dedicated to being difference-makers in our community.



DOLPHINS CANCER CHALLENGE

Founded in 2010 as the signature health initiative of the Miami Dolphins, the Dolphins Cancer Challenge (DCC) has become the largest fundraiser in the NFL with nearly \$100 million raised in support of lifesaving research at Sylvester Comprehensive Cancer Center. The DCC is the Dolphins' year-round initiative in support of those impacted by cancer. It culminates in an annual fundraiser that features cycling, run and walk events. Returning to the Miami International Autodrome (MIA) facilities, DCC XVI is scheduled for Saturday, February 28, 2026. Visit www.dolphincancerchallenge.com to learn more.



FOOTBALL UNITES™

The Miami Dolphins Football UNITES™ program strives to connect the intersections of the community to create a more inclusive South Florida. Founded by the team's late Senior Vice President of Communications and Community Affairs, Jason Jenkins, Football UNITES™ works with a network of community partners and allies to improve relationships, foster understanding and experience culture to ignite positive change. Jenkins, who passed away unexpectedly in 2022, was known for his deep commitment to the South Florida community and his community programming served as a model for the NFL. In honor of his legacy, the Dolphins host the Football UNITES™ Jason Jenkins Days of Service annually in October, where players, executives, staff and corporate partners, alongside his wife and family, take part in community service projects across South Florida to continue the mission he championed.



JUNIOR DOLPHINS

The Junior Dolphins program is part of the organization's year-round initiative to teach the game of football and support youth athletes and coaches in the South Florida community and designated international markets. The Junior Dolphins strive to grow the game in a safe and fun environment with a focus on character development, skill building, and opportunities to play. As stewards of the game, the Junior Dolphins are also committed to growing participation in girls flag football. Through strong community partnerships and strategic resource distribution, the Junior Dolphins help grow the game while building the next generation of Dolphins fans.



MIAMI DOLPHINS IN THE COMMUNITY



SALUTE TO SERVICE

The Miami Dolphins are committed to supporting our nation's veterans, active-duty service members and their families. Through community collaborations and resource donations, the Miami Dolphins aid veterans and military families, while demonstrating a deep appreciation for their service and sacrifice.



MIAMI DOLPHINS FOUNDATION

The Miami Dolphins Foundation is dedicated to promoting education and fostering unity throughout South Florida. Through year-round fundraising and strategic partnerships, the foundation raises more than \$1 million annually to support local organizations. These grants are awarded to groups that share the foundation's mission to create lasting community impact, empower local leaders and support long-term regional growth.



NAT MOORE ENDOWMENT

The Nat Moore Endowment Fund provides youth in Miami-Dade, Broward, Palm Beach and Monroe counties with financial resources to pursue post-secondary education and training that enables employment readiness. In its eighth year under the Miami Dolphins Foundation, both the scholarship and vocational grant programs are designed to bridge the gap between receiving financial assistance and obtaining a degree or vocational diploma. Since its inception, the fund has provided more than 200 students with scholarships and vocational grants in excess of \$2.5 million.



COMMUNITY RESTAURANT PROGRAM presented by Amazon

The Miami Dolphins Community Restaurant Program presented by Amazon provides business development, networking, and exposure for local businesses in Miami Gardens and the surrounding community – all while providing fans an array of foods that authentically reflect the culture of Miami. Now in its fifth year with more than 25 participating restaurants, this initiative provides restaurant owners a unique opportunity to showcase their business at a variety of events at Hard Rock Stadium and throughout South Florida.



MIAMI DOLPHINS ANNOUNCE THIRD ANNUAL FOOTBALL UNITES™ JASON JENKINS DAYS OF SERVICE

Dolphins expand community effort to a month-long service initiative in honor of the late executive's legacy of giving back to the community



The Miami Dolphins announced the kickoff of the third annual **Football UNITES™ Jason Jenkins Days of Service** on Wednesday, Oct 1. Expanding from a single day to a month-long effort this year, the initiative is held annually in October to honor and carry on the legacy of Jason Jenkins, the late Dolphins senior vice president of communications and community affairs, who dedicated his life to serving the South Florida community. The initiative will culminate with the Dolphins' Thursday Night Football game against the Baltimore Ravens at Hard Rock Stadium on October 30, which also marks Jason's birthday.

Throughout the month of October, Dolphins players, staff and alumni – along with executives and staff from Hard Rock Stadium, the Miami Open presented by Itaú and the FORMULA 1® CRYPTO.COM MIAMI GRAND PRIX – will be joined by community partners, elected officials, corporate partners and members of the South Florida community in a series of service projects across the tri-county area. Each project was designed with the mission of the Football UNITES program, which Jenkins created, in mind – bringing people together, growing the game of football and supporting economic and academic advancement across South Florida.

The organization will participate in more than 30 projects across South Florida that include:

- Reading to elementary school students
- Junior Dolphins field days and school-based activities
- Serving meals to displaced individuals, families facing food insecurity and local seniors
- Food distribution and marketplace support providing essentials to families in need
- Community beautification and garden projects
- Supporting local organizations' Halloween festivities
- A baby shower for local veteran moms
- Assembling care kits for individuals experiencing homelessness
- Assisting teachers at the Red Apple Store
- Hosting bike safety events with free helmets
- Celebrating music and culture with local organizations
- Supporting the 5000 Role Models Police & Youth Conference
- Volunteering at Special Olympics Florida's regional fall event

The Dolphins will celebrate this month of service at the Ravens vs. Dolphins game at Hard Rock Stadium on October 30. For the first time, fans attending the game will be invited to participate in a volunteering effort on the South Plaza ahead of kickoff. Jenkins and his family will also be recognized during the game.



Last year, **nearly 650 volunteers** dedicated **1,600 service hours** across more than **25 community projects**, impacting **more than 22,000 South Florida residents**. This year, the Dolphins organization is building on that success, expanding its reach and deepening its local impact.

Jenkins joined the Dolphins in 2009 and spent 14 years serving the organization and South Florida community. As senior vice president of communications and community affairs, he led the organization's communications and community programs, spearheading initiatives like the Junior Dolphins, Football UNITES™ and the Dolphins Cancer Challenge – programs that became models for the NFL. Jenkins passed away unexpectedly in August 2022, leaving a legacy of lasting impact, and the Dolphins continue to honor that through the Football UNITES™ Jason Jenkins Days of Service held each year in October.

The Dolphins encourage members of the community to get involved throughout October by giving their time, skills or resources to improve South Florida. For more information on the Football UNITES™ Jason Jenkins Days of Service initiative and to learn how to get involved, visit www.miamidolphins.com/remembering-jason-jenkins/.





***ROSTER, DEPTH CHART &
TRANSACTIONS***



DEPTH CHART

| OFFENSE | | | | |
|---------|----|-------------------------|----|------------------------|
| POS | NO | NAME | NO | NAME |
| WR | 6 | Malik Washington | 84 | Tahj Washington |
| LT | 52 | Patrick Paul | 70 | Kendall Lamm |
| LG | 72 | <u>Jonah Savaiinaea</u> | | |
| C | 55 | Aaron Brewer | 64 | Daniel Brunskill |
| RG | 69 | Cole Strange | 71 | Kion Smith |
| RT | 79 | Larry Borom | | |
| TE | 83 | Darren Waller | 89 | Julian Hill |
| FB | 30 | Alec Ingold | 80 | Tanner Conner |
| RB | 28 | De'Von Achane | 5 | Jaylen Wright |
| QB | 1 | Tua Tagovailoa | 31 | <u>Ollie Gordon II</u> |
| | | | 14 | <u>Quinn Ewers</u> |
| WR | 17 | Jaylen Waddle | 18 | Nick Westbrook-Ikhine |
| | | | 82 | Dee Eskridge |

| DEFENSE | | | | |
|---------|----|--------------------|----|-------------------------|
| POS | NO | NAME | NO | NAME |
| DE | 44 | Chop Robinson | | |
| DT | 92 | Zach Sieler | 90 | <u>Kenneth Grant</u> |
| DT | 95 | Benito Jones | 91 | Matthew Butler |
| | | | 93 | <u>Zeek Biggers</u> |
| DE | 2 | Bradley Chubb | 8 | Matthew Judon |
| LB | 25 | Tyrel Dodson | 3 | K.J. Britt |
| LB | 20 | Jordyn Brooks | 40 | Willie Gay Jr. |
| OLB | 15 | Jaelan Phillips | 53 | Cameron Goode |
| CB | 36 | Storm Duck | 27 | Ethan Bonner |
| | | | 38 | Cornell Armstrong |
| CB | 23 | Jack Jones | 32 | JuJu Brents |
| S | 29 | Minkah Fitzpatrick | 26 | Rasul Douglas |
| | | | 11 | <u>Dante Trader Jr.</u> |
| S | 21 | Ashtyn Davis | 22 | Elijah Campbell |
| | | | 9 | Ifeatu Melifonwu |

| SPECIALISTS | | | | |
|-------------|----|------------------|----|---------------|
| POS | NO | NAME | NO | NAME |
| K | 47 | Riley Patterson | | |
| P | 16 | Jake Bailey | | |
| H | 16 | Jake Bailey | | |
| LS | 49 | Joe Cardona | | |
| KR | 6 | Malik Washington | 82 | Dee Eskridge |
| | | | 5 | Jaylen Wright |
| PR | 6 | Malik Washington | 17 | Jaylen Waddle |

* unofficial, as of Oct. 7, 2025



2025 MIAMI DOLPHINS TRANSACTIONS

*as of Oct. 7, 2025

| DATE | POS. | PLAYER/COACH | TRANSACTION |
|----------|------|-----------------------|-------------------------------------------|
| Jan. 7 | WR | Tarik Black | Signed to future contract |
| Jan. 7 | LB | William Bradley-King | Signed to future contract |
| Jan. 7 | S | Jordan Colbert | Signed to future contract |
| Jan. 7 | DT | Neil Farrell | Signed to future contract |
| Jan. 7 | T | Ryan Hayes | Signed to future contract |
| Jan. 7 | OL | Chasen Hines | Signed to future contract |
| Jan. 7 | LB | Dequan Jackson | Signed to future contract |
| Jan. 7 | CB | Isaiah Johnson | Signed to future contract |
| Jan. 7 | CB | Jason Maitre | Signed to future contract |
| Jan. 7 | T | Bayron Matos | Signed to future contract |
| Jan. 7 | LB | Derrick McLendon | Signed to future contract |
| Jan. 7 | TE | Hayden Rucci | Signed to future contract |
| Feb. 14 | CB | Kendall Fuller | Released |
| Feb. 14 | RB | Raheem Mostert | Released |
| Feb. 14 | TE | Durham Smythe | Released |
| Feb. 24 | CB | Ryan Cooper Jr. | Awarded off Waivers (Sea.) |
| March 5 | OL | Cameron Goode | Placed exclusive rights tender |
| March 5 | OL | Kion Smith | Placed exclusive rights tender |
| March 6 | LB | Cameron Goode | Signed exclusive rights tender |
| March 8 | CB | Kader Kohou | Placed right-of-first-refusal tender |
| March 10 | OL | Kion Smith | Signed exclusive rights tender |
| March 10 | DT | Matt Dickerson | Re-signed |
| March 12 | LB | Quinton Bell | Re-signed |
| March 12 | DB | Elijah Campbell | Re-signed |
| March 12 | T | Jackson Carman | Re-signed |
| March 12 | WR | Dee Eskridge | Re-signed |
| March 13 | OL | Larry Borom | Signed as UFA |
| March 13 | S | Ashtyn Davis | Signed as UFA |
| March 13 | LB | Tyrel Dodson | Re-signed |
| March 13 | OL | James Daniels | Signed as UFA |
| March 13 | S | Ifeatu Melifonwu | Signed as UFA |
| March 13 | WR | Nick Westbrook-Ikhine | Signed as UFA |
| March 14 | OL | Liam Eichenberg | Re-Signed |
| March 14 | RB | Alexander Mattison | Signed as UFA |
| March 17 | LB | K.J. Britt | Signed as UFA |
| March 17 | TE | Pharaoh Brown | Signed as UFA |
| March 17 | P | Ryan Stonehouse | Signed as FA |
| March 17 | QB | Zach Wilson | Signed as UFA |
| March 19 | CB | Artie Burns | Signed as UFA |
| March 19 | DT | Benito Jones | Re-signed |
| March 21 | LB | Willie Gay Jr. | Signed as UFA |
| April 11 | CB | Kader Kohou | Signed right-of-first-refusal tender |
| April 24 | DT | Kenneth Grant | Selected in the 2025 NFL Draft - D1, '25 |
| April 25 | OL | Jonah Savaiinaea | Selected in the 2025 NFL Draft - D2, '25 |
| April 26 | DT | Jordan Phillips | Selected in the 2025 NFL Draft - D5a, '25 |
| April 26 | CB | Jason Marshall Jr. | Selected in the 2025 NFL Draft - D5b, '25 |
| April 26 | S | Dante Trader Jr. | Selected in the 2025 NFL Draft - D5c, '25 |
| April 26 | RB | Ollie Gordon II | Selected in the 2025 NFL Draft - D6, '25 |
| April 26 | QB | Quinn Ewers | Selected in the 2025 NFL Draft - D7a, '25 |
| April 26 | DT | Zeek Biggers | Selected in the 2025 NFL Draft - D7b, '25 |
| May 8 | CB | Ryan Cooper Jr. | Waived |
| May 8 | DT | Neil Farrell | Waived |

| DATE | POS. | PLAYER/COACH | TRANSACTION |
|---------|------|----------------------|-------------------------------------------|
| May 8 | LS | Blake Ferguson | Released |
| May 8 | OL | Chasen Hines | Waived |
| May 9 | CB | BJ Adams | Signed as UDFA |
| May 9 | WR | Andrew Armstrong | Signed as UDFA |
| May 9 | LB | Eugene Asante | Signed as UDFA |
| May 9 | WR | Monaray Baldwin | Signed as UDFA |
| May 9 | DT | Zeek Biggers | Signed (D7b, '25) |
| May 9 | LS | Joe Cardona | Signed as FA |
| May 9 | TE | Jalin Conyers | Signed as UDFA |
| May 9 | QB | Quinn Ewers | Signed (D7a, '25) |
| May 9 | RB | Ollie Gordon II | Signed (D6, '25) |
| May 9 | DT | Kenneth Grant | Signed (D1, '25) |
| May 9 | WR | AJ Henning | Signed as UDFA |
| May 9 | LS | Kneeland Hibbett | Signed as UDFA |
| May 9 | DT | Alex Huntley | Signed as UDFA |
| May 9 | OL | Tedi Kushi | Signed as UDFA |
| May 9 | CB | Jason Marshall Jr. | Signed (D5b, '25) |
| May 9 | RB | Nate Noel | Signed as UDFA |
| May 9 | DT | Jordan Phillips | Signed (D5a, '25) |
| May 9 | OL | Josh Priebe | Signed as UDFA |
| May 9 | CB | Ethan Robinson | Signed as UDFA |
| May 9 | DT | Tre'vonn Rybka | Signed as UDFA |
| May 9 | S | John Saunders Jr. | Signed as UDFA |
| May 9 | S | Dante Trader Jr. | Signed (D5c, '25) |
| May 9 | WR | Theo Wease Jr. | Signed as UDFA |
| May 9 | OL | Adrian West | Signed as UDFA |
| May 10 | LS | Kneeland Hibbett | Waived |
| May 12 | CB | Kendall Sheffield | Signed as FA |
| May 13 | DT | Matthew Butler | Awarded off Waivers (LV) |
| May 13 | DT | Tre'vonn Rybka | Waived |
| May 22 | LB | William Bradley-King | Waived |
| May 22 | QB | Brett Gabbert | Signed as FA |
| May 27 | CB | Ryan Cooper Jr. | Signed as FA |
| May 27 | CB | Jason Maitre | Placed on Injured Reserve |
| June 2 | T | Terron Armstead | Placed on Reserve/Retired list |
| June 5 | DT | Ben Stille | Signed as FA |
| June 30 | S | Minkah Fitzpatrick | Acquired via trade (Pit.) |
| June 30 | CB | Jalen Ramsey | Traded (Pit.) |
| June 30 | TE | Jonnu Smith | Traded (Pit.) |
| July 7 | TE | Darren Waller | Acquired via trade (NYG) |
| July 8 | TE | Darren Waller | Activated off Reserve/Retired list |
| July 21 | OL | Jonah Savaiinaea | Signed (D2, '25) |
| July 22 | OL | Daniel Brunskill | Signed as FA |
| July 22 | OL | Liam Eichenberg | Placed on Active/PUP List |
| July 22 | QB | Brett Gabbert | Waived |
| July 22 | S | Ifeatu Melifonwu | Placed on Active/Non-Football Injury List |
| July 22 | TE | Darren Waller | Placed on Active/PUP List |
| July 24 | CB | Cornell Armstrong | Signed as FA |
| July 24 | CB | Artie Burns | Placed on Injured Reserve |
| July 24 | OL | Obinna Eze | Signed as FA |
| July 24 | OL | Tedi Kushi | Waived |
| July 26 | CB | Ryan Cooper Jr. | Waived |



2025 MIAMI DOLPHINS TRANSACTIONS

*as of Oct. 7, 2025

| DATE | POS. | PLAYER/COACH | TRANSACTION |
|---------|------|----------------------|----------------------------------------|
| July 26 | CB | Jack Jones | Signed as FA |
| July 28 | CB | Mike Hilton | Signed as FA |
| July 28 | RB | Nate Noel | Waived |
| July 30 | OL | Obinna Eze | Placed on Injured Reserve |
| July 30 | OL | Jalen McKenzie | Signed as FA |
| Aug. 1 | CB | Kader Kohou | Placed on Injured Reserve |
| Aug. 1 | QB | Brett Gabbert | Signed as FA |
| Aug. 3 | OL | Germain Ifedi | Signed as FA |
| Aug. 3 | QB | Brett Gabbert | Waived |
| Aug. 3 | S | Ifeatu Melifonwu | Activated off Non-Football Injury List |
| Aug. 4 | TE | Jalin Conyers | Placed on Injured Reserve |
| Aug. 4 | TE | Chris Myarick | Signed as FA |
| Aug. 11 | WR | Monaray Baldwin | Waived |
| Aug. 11 | RB | Mike Boone | Signed as FA |
| Aug. 11 | RB | Alexander Mattison | Placed on Injured Reserve |
| Aug. 11 | RB | Aaron Shampklin | Signed as FA |
| Aug. 14 | OL | Yodny Cajuste | Signed as FA |
| Aug. 14 | OL | Germain Ifedi | Placed on Injured Reserve |
| Aug. 18 | OL | Yodny Cajuste | Placed on Injured Reserve |
| Aug. 18 | OL | Mason Brooks | Signed as FA |
| Aug. 19 | WR | Tarik Black | Waived |
| Aug. 19 | CB | Cameron Dantzier Sr. | Signed as FA |
| Aug. 19 | LB | Matthew Judon | Signed as FA |
| Aug. 19 | P | Ryan Stonehouse | Waived |
| Aug. 20 | TE | Darren Waller | Activated off PUP List |
| Aug. 26 | CB | BJ Adams | Waived |
| Aug. 26 | WR | Andrew Armstrong | Waived |
| Aug. 26 | CB | Cornell Armstrong | Released |
| Aug. 26 | LB | Eugene Asante | Waived/Injured |
| Aug. 26 | LB | Quinton Bell | Released |
| Aug. 26 | RB | Mike Boone | Released |
| Aug. 26 | OL | Mason Brooks | Waived |
| Aug. 26 | TE | Pharaoh Brown | Released |
| Aug. 26 | T | Jackson Carman | Released |
| Aug. 26 | OL | Braeden Daniels | Waived |
| Aug. 26 | CB | Cameron Dantzier Sr. | Released |
| Aug. 26 | DT | Matt Dickerson | Released |
| Aug. 26 | OL | Liam Eichenberg | Placed on the Reserve/PUP List |
| Aug. 26 | WR | Erik Ezukanma | Waived |
| Aug. 26 | T | Ryan Hayes | Waived |
| Aug. 26 | WR | AJ Henning | Waived |
| Aug. 26 | CB | Mike Hilton | Released |
| Aug. 26 | DT | Alex Huntley | Waived |
| Aug. 26 | LB | Dequan Jackson | Waived |
| Aug. 26 | LB | Mohamed Kamara | Waived |
| Aug. 26 | T | Bayron Matos | Waived/Injured |
| Aug. 26 | OL | Jalen McKenzie | Waived |
| Aug. 26 | LB | Derrick McLendon | Waived |
| Aug. 26 | S | Patrick McMorris | Waived |
| Aug. 26 | OL | Andrew Meyer | Placed on IR (Designated to Return) |
| Aug. 26 | LB | Grayson Murphy | Waived |
| Aug. 26 | TE | Chris Myarick | Released |

| DATE | POS. | PLAYER/COACH | TRANSACTION |
|----------|------|--------------------|-------------------------------------|
| Aug. 26 | OL | Josh Priebe | Waived |
| Aug. 26 | CB | Ethan Robinson | Waived |
| Aug. 26 | TE | Hayden Rucci | Waived |
| Aug. 26 | K | Jason Sanders | Placed on IR (Designated to Return) |
| Aug. 26 | S | John Saunders Jr. | Waived |
| Aug. 26 | RB | Aaron Shampklin | Waived |
| Aug. 26 | CB | Kendall Sheffield | Released |
| Aug. 26 | DT | Ben Stille | Waived |
| Aug. 26 | LB | Channing Tindall | Waived |
| Aug. 26 | WR | Theo Wease Jr. | Waived |
| Aug. 26 | OL | Addison West | Waived |
| Aug. 27 | CB | BJ Adams | Signed to practice squad |
| Aug. 27 | CB | Cornell Armstrong | Signed to practice squad |
| Aug. 27 | LB | Quinton Bell | Signed to practice squad |
| Aug. 27 | CB | JuJu Brents | Awarded off Waivers (Ind.) |
| Aug. 27 | S | Jordan Colbert | Waived |
| Aug. 27 | OL | Braeden Daniels | Signed to practice squad |
| Aug. 27 | CB | Rasul Douglas | Signed as FA |
| Aug. 27 | WR | AJ Henning | Signed to practice squad |
| Aug. 27 | CB | Isaiah Johnson | Waived |
| Aug. 27 | T | Kendall Lamm | Signed as FA |
| Aug. 27 | LB | Derrick McLendon | Signed to practice squad |
| Aug. 27 | K | Riley Patterson | Signed to practice squad |
| Aug. 27 | OL | Josh Priebe | Signed to practice squad |
| Aug. 27 | TE | Hayden Rucci | Signed to practice squad |
| Aug. 27 | S | John Saunders Jr. | Signed to practice squad |
| Aug. 27 | CB | Cam Smith | Placed on Reserve/NFIL |
| Aug. 27 | WR | Theo Wease Jr. | Signed to practice squad |
| Aug. 28 | TE | Greg Dulcich | Signed to practice squad |
| Aug. 28 | RB | JaMycal Hasty | Signed to practice squad |
| Aug. 28 | RB | Jeff Wilson Jr. | Signed to practice squad |
| Sept. 1 | CB | BJ Adams | Released from practice squad |
| Sept. 1 | CB | Isaiah Johnson | Signed to practice squad |
| Sept. 6 | K | Riley Patterson | Elevated to Active Roster |
| Sept. 6 | RB | Jeff Wilson Jr. | Elevated to Active Roster |
| Sept. 9 | OL | James Daniels | Placed on Injured Reserve |
| Sept. 9 | OL | Cole Strange | Signed as FA |
| Sept. 13 | CB | Cornell Armstrong | Signed to Active Roster |
| Sept. 13 | OL | Austin Jackson | Placed on Injured Reserve |
| Sept. 13 | K | Riley Patterson | Elevated to Active Roster |
| Sept. 13 | RB | Jeff Wilson Jr. | Elevated to Active Roster |
| Sept. 18 | K | Riley Patterson | Elevated to Active Roster |
| Sept. 18 | S | Jordan Colbert | Elevated to Active Roster |
| Sept. 23 | OL | Roy Mbaeteka | Signed to practice squad |
| Sept. 23 | OL | Kadeem Telfort | Signed to practice squad |
| Sept. 29 | CB | Jason Marshall Jr. | Placed on Injured Reserve |
| Sept. 29 | K | Riley Patterson | Signed to Active Roster |
| Sept. 30 | CB | Cam Smith | Waived off Reserve/NFIL |
| Oct. 1 | WR | Tyreek Hill | Placed on Injured Reserve |
| Oct. 1 | LB | Caleb Johnson | Signed to Practice Squad |
| Oct. 1 | WR | Cedrick Wilson Jr. | Signed as FA |



2025 MIAMI DOLPHINS NUMERICAL ROSTER

*as of Oct. 7, 2025

| NO. | NAME | POS. | HT. | WT. | AGE | EXP. | COLLEGE | HOMETOWN | HOW ACQ. |
|--------------------------------------|-----------------------|------|------|-----|-----|------|-----------------------|------------------------|------------------|
| 0 | Zach Wilson | QB | 6-2 | 214 | 26 | 5 | BYU '21 | Draper, Utah | UFA, '25 (Den.) |
| 1 | Tua Tagovailoa | QB | 6-1 | 225 | 27 | 6 | Alabama '20 | Ewa Beach, Hawaii | D1a, '20 |
| 2 | Bradley Chubb | LB | 6-4 | 268 | 29 | 8 | NC State '18 | Marietta, Ga. | T, '22 (Den.) |
| 3 | K.J. Britt | LB | 6-0 | 240 | 26 | 5 | Auburn '21 | Oxford, Ala. | UFA, '25 (TB) |
| 5 | Jaylen Wright | RB | 5-10 | 208 | 22 | 2 | Tennessee '24 | Durham, N.C. | D4, '24 |
| 6 | Malik Washington | WR | 5-8 | 195 | 24 | 2 | Virginia '24 | Lawrenceville, Ga. | D6a, '24 |
| 8 | Matthew Judon | LB | 6-3 | 265 | 33 | 10 | Grand Valley St. '16 | West Bloomfield, Mich. | FA, '25 |
| 9 | Ifeatu Meliforwu | S | 6-3 | 210 | 26 | 5 | Syracuse '21 | South Grafton, Mass. | UFA, '25 (Det.) |
| 11 | Dante Traylor Jr. | S | 5-11 | 202 | 22 | R | Maryland '25 | Delmar, Del. | D5c, '25 |
| 14 | Quinn Ewers | QB | 6-2 | 209 | 22 | R | Texas '25 | Southlake, Texas | D7a, '25 |
| 15 | Jaelan Phillips | LB | 6-5 | 263 | 26 | 5 | Miami (FL) '21 | Redlands, Calif. | D1b, '21 |
| 16 | Jake Bailey | P | 6-2 | 212 | 28 | 7 | Stanford '19 | Solana Beach, Calif. | FA, '23 |
| 17 | Jaylen Waddle | WR | 5-10 | 185 | 26 | 5 | Alabama '21 | Houston, Texas | D1a, '21 |
| 18 | Nick Westbrook-Ikhine | WR | 6-2 | 211 | 28 | 6 | Indiana '20 | Lake Mary, Fla. | UFA, '25 (Ten.) |
| 19 | Cedrick Wilson Jr. | WR | 6-2 | 197 | 29 | 8 | Boise State '18 | Memphis, Tenn. | FA, '25 |
| 20 | Jordyn Brooks | LB | 6-0 | 240 | 27 | 6 | Texas Tech '20 | Houston, Texas | UFA, '24 (Sea.) |
| 21 | Ashlyn Davis | S | 6-1 | 205 | 29 | 6 | California '20 | Santa Cruz, Calif. | UFA, '25 (NYJ) |
| 22 | Eljah Campbell | DB | 5-11 | 200 | 27 | 5 | Northern Iowa '18 | St. Paul, Minn. | Wai., '21 (NYJ) |
| 23 | Jack Jones | CB | 5-11 | 175 | 27 | 4 | Arizona State '22 | Long Beach, Calif. | FA, '25 |
| 25 | Tyrel Dodson | LB | 6-0 | 237 | 26 | 6 | Texas A&M '19 | Franklin, Tenn. | Wai., '24 (Sea.) |
| 26 | Rasul Douglas | CB | 6-2 | 209 | 31 | 9 | West Virginia '17 | East Orange, N.J. | FA, '25 |
| 27 | Ethan Bonner | CB | 6-1 | 190 | 25 | 2 | Stanford '23 | The Woodlands, Texas | FA, '23 |
| 28 | De'Von Achane | RB | 5-9 | 191 | 23 | 3 | Texas A&M '23 | Missouri City, Texas | D3, '23 |
| 29 | Minkah Fitzpatrick | S | 6-1 | 207 | 28 | 8 | Alabama '18 | Old Bridge, N.J. | T, '25 (Pit.) |
| 30 | Alec Ingold | FB | 6-1 | 232 | 29 | 7 | Wisconsin '19 | Green Bay, Wis. | FA, '22 |
| 31 | Ollie Gordon II | RB | 6-2 | 225 | 21 | R | Oklahoma State '25 | Fort Worth, Texas | D6, '25 |
| 32 | Julu Brents | CB | 6-3 | 198 | 25 | 3 | Kansas St. '23 | Indianapolis, Ind. | Wai., '25 (Ind.) |
| 36 | Storm Duck | CB | 6-0 | 195 | 24 | 2 | Louisville '24 | Boiling Springs, N.C. | FA, '24 |
| 38 | Cornell Armstrong | CB | 6-0 | 185 | 30 | 6 | Southern Miss '18 | Bassfield, Miss. | FA, '25 |
| 40 | Willie Gay Jr. | LB | 6-1 | 246 | 27 | 6 | Mississippi State '20 | Starkville, Miss. | UFA, '25 (NO) |
| 44 | Chop Robinson | LB | 6-3 | 254 | 22 | 2 | Penn State '24 | Gaithersburg, Md. | D1, '24 |
| 47 | Riley Patterson | K | 6-0 | 190 | 26 | 5 | Memphis '21 | Edwardsville, Ill. | FA, '25 |
| 49 | Joe Cardona | LS | 6-2 | 241 | 33 | 11 | Navy '15 | El Cajon, Calif. | FA, '25 |
| 52 | Patrick Paul | T | 6-7 | 326 | 23 | 2 | Houston '24 | Houston, Texas | D2, '24 |
| 53 | Cameron Goode | LB | 6-3 | 245 | 27 | 3 | California '22 | Spring, Texas | D7a, '22 |
| 55 | Aaron Brewer | OL | 6-1 | 295 | 27 | 6 | Texas State '20 | Dallas, Texas | UFA, '24 (Ten.) |
| 64 | Daniel Brunsill | OL | 6-5 | 300 | 31 | 7 | San Diego St. '17 | Valley Center, Calif. | FA, '25 |
| 69 | Cole Strange | OL | 6-5 | 310 | 27 | 4 | Chattanooga '22 | Knoxville, Tenn. | FA, '25 |
| 70 | Kendall Lamm | T | 6-5 | 308 | 33 | 11 | Appalachian St. '15 | Charlotte, N.C. | FA, '25 |
| 71 | Kion Smith | OL | 6-5 | 300 | 27 | 3 | Fayetteville St. '21 | Lumberton, N.C. | FA, '21 |
| 72 | Jonah Savaiinaea | OL | 6-5 | 326 | 21 | R | Arizona '25 | Tafuna, American Samoa | D2, '25 |
| 79 | Larry Borom | OL | 6-5 | 325 | 26 | 5 | Missouri '21 | Detroit, Mich. | UFA, '25 (Chi.) |
| 80 | Tanner Conner | TE | 6-3 | 237 | 27 | 5 | Idaho State '22 | Kent, Wash. | FA, '22 |
| 82 | Dee Eskridge | WR | 5-9 | 190 | 27 | 5 | Western Mich. '21 | Bluffton, Ind. | FA, '24 |
| 83 | Darren Waller | TE | 6-6 | 238 | 33 | 8 | Georgia Tech '15 | Acworth, Ga. | T, '25 (NYG) |
| 84 | Tahj Washington | WR | 5-10 | 174 | 24 | 2 | USC '24 | Marshall, Texas | D7, '24 |
| 89 | Julian Hill | TE | 6-4 | 251 | 25 | 3 | Campbell '23 | Fayetteville, N.C. | FA, '23 |
| 90 | Kenneth Grant | DT | 6-3 | 335 | 21 | R | Michigan '25 | Gary, Ind. | D1, '25 |
| 91 | Matthew Butler | DT | 6-3 | 305 | 26 | 3 | Tennessee '22 | Raleigh, N.C. | Wai., '25 (LV) |
| 92 | Zach Sieler | DT | 6-6 | 300 | 30 | 8 | Ferris State '18 | Pinkney, Mich. | Wai., '19 (Bal.) |
| 93 | Zeek Biggers | DT | 6-6 | 319 | 22 | R | Georgia Tech '25 | Salisbury, N.C. | D7b, '25 |
| 94 | Jordan Phillips | DT | 6-3 | 305 | 21 | R | Maryland '25 | Ocoee, Fla. | D5a, '25 |
| 95 | Benito Jones | DT | 6-1 | 335 | 27 | 5 | Mississippi '20 | Waynesboro, Miss. | FA, '24 |
| PRACTICE SQUAD | | | | | | | | | |
| 34 | Jeff Wilson Jr. | RB | 6-0 | 205 | 29 | 8 | North Texas '18 | Elkhart, Texas | FA, '25 |
| 35 | John Saunders Jr. | S | 6-2 | 210 | 23 | R | Mississippi '25 | High Point, N.C. | FA, '25 |
| 37 | JaMycal Hasty | RB | 5-8 | 205 | 29 | 5 | Baylor '20 | Longview, Texas | FA, '25 |
| 43 | Jordan Colbert | S | 6-2 | 218 | 25 | 1 | Rhode Island '24 | Clinton, Md. | FA, '24 |
| 46 | Isaiah Johnson | CB | 6-3 | 205 | 25 | 1 | Syracuse '24 | Beverly Hills, Mich. | FA, '24 |
| 51 | Caleb Johnson | LB | 6-2 | 220 | 27 | 5 | Houston Christian '21 | San Diego, Calif. | FA, '25 |
| 56 | Quinton Bell | LB | 6-4 | 258 | 29 | 4 | Prairie View A&M '19 | Long Beach, Calif. | FA, '23 |
| 59 | Derrick McLendon | LB | 6-4 | 250 | 25 | 1 | Colorado '24 | Decatur, Ga. | FA, '24 |
| 66 | Braeden Daniels | OL | 6-4 | 305 | 25 | 2 | Utah '23 | Carrollton, Texas | FA, '24 |
| 68 | Josh Priebe | OL | 6-5 | 306 | 24 | R | Michigan '25 | Niles, Mich. | FA, '25 |
| 75 | Kadeem Telfort | OL | 6-7 | 322 | 26 | 2 | UAB '23 | Miami, Fla. | FA, '25 |
| 76 | Roy Mbatseketa | OL | 6-8 | 330 | 25 | 1 | | Anambra, Nigeria | FA, '25 |
| 81 | Theo Wease Jr. | WR | 6-2 | 210 | 24 | R | Missouri '25 | Allen, Texas | FA, '25 |
| 85 | Greg Dulcich | TE | 6-4 | 245 | 25 | 4 | UCLA '22 | Glendale, Calif. | FA, '25 |
| 87 | Hayden Rucci | TE | 6-5 | 247 | 24 | 1 | Wisconsin '24 | Litzitz, Pa. | FA, '24 |
| 88 | AJ Henning | WR | 5-10 | 192 | 24 | R | Northwestern '25 | Frankfort, Ill. | FA, '25 |
| 96 | Alex Huntley | DT | 6-4 | 298 | 24 | R | South Carolina '25 | Blythewood, S.C. | FA, '25 |
| RESERVE/PHYSICALLY UNABLE TO PERFORM | | | | | | | | | |
| 74 | Liam Eichenberg | OL | 6-6 | 300 | 27 | 5 | Notre Dame '21 | Cleveland, Ohio | D2b, '21 |
| RESERVE/INJURED | | | | | | | | | |
| 4 | Kader Kohou | CB | 5-10 | 197 | 26 | 4 | TAMU-Commerce '22 | Abidjan, Ivory Coast | FA, '22 |
| 7 | Jason Sanders | K | 5-11 | 195 | 29 | 8 | New Mexico '18 | Orange, Calif. | D7b, '18 |
| 8 | Alexander Mattison | RB | 5-11 | 220 | 27 | 7 | Boise State '19 | San Bernardino, Calif. | UFA, '25 (LV) |
| 10 | Tyreek Hill | WR | 5-10 | 191 | 31 | 10 | West Alabama '16 | Douglas, Ga. | T, '22 (KC) |
| 23 | Artie Burns | CB | 6-0 | 187 | 30 | 10 | Miami (FL) '16 | Miami, Fla. | UFA, '25 (Sea.) |
| 33 | Jason Marshall Jr. | CB | 6-0 | 204 | 23 | R | Florida '25 | Miami, Fla. | D5b, '25 |
| 43 | Jason Maitre | CB | 5-10 | 188 | 25 | 1 | Wisconsin '24 | Everett, Mass. | FA, '24 |
| 47 | Jalin Conyers | TE | 6-4 | 265 | 24 | R | Texas Tech '25 | Gruver, Texas | FA, '25 |
| 60 | Andrew Meyer | OL | 6-3 | 295 | 25 | 2 | UTEP '24 | San Marcos, Calif. | FA, '24 |
| 62 | Obinna Eze | OL | 6-8 | 325 | 27 | 1 | TCU '22 | Nashville, Tenn. | FA, '25 |
| 62 | Germain Ifedi | OL | 6-5 | 325 | 31 | 9 | Texas A&M '16 | Houston, Texas | FA, '25 |
| 73 | Yodny Cajuste | OL | 6-5 | 310 | 29 | 4 | West Virginia '19 | Miami, Fla. | FA, '25 |
| 73 | Austin Jackson | OL | 6-5 | 310 | 26 | 6 | USC '20 | Phoenix, Ariz. | D1b, '20 |
| 78 | James Daniels | OL | 6-4 | 320 | 28 | 8 | Iowa '18 | Warren, Ohio | UFA, '25 (Pit.) |



2025 MIAMI DOLPHINS ALPHABETICAL ROSTER

*as of Oct. 7, 2025

| NO. | NAME | POS. | HT. | WT. | AGE | EXP. | COLLEGE | HOMETOWN | HOW ACQ. |
|-----|------------------------|------|------|-----|-----|------|-----------------------|------------------------|------------------|
| 28 | Achane, De'Von | RB | 5-9 | 191 | 23 | 3 | Texas A&M '23 | Missouri City, Texas | D3, '23 |
| 38 | Armstrong, Cornell | CB | 6-0 | 185 | 30 | 6 | Southern Miss '18 | Bassfield, Miss. | FA, '25 |
| 16 | Bailey, Jake | P | 6-2 | 212 | 28 | 7 | Stanford '19 | Solana Beach, Calif. | FA, '23 |
| 93 | Biggers, Zeek | DT | 6-6 | 319 | 22 | R | Georgia Tech '25 | Salisbury, N.C. | D7b, '25 |
| 27 | Bonner, Ethan | CB | 6-1 | 190 | 25 | 2 | Stanford '23 | The Woodlands, Texas | FA, '23 |
| 79 | Borom, Larry | OL | 6-5 | 325 | 26 | 5 | Missouri '21 | Detroit, Mich. | UFA, '25 (Chi.) |
| 32 | Brents, Juju | CB | 6-3 | 198 | 25 | 3 | Kansas '21 | Indianapolis, Ind. | Wai., '25 (Ind.) |
| 55 | Brewer, Aaron | OL | 6-1 | 295 | 27 | 6 | Texas State '20 | Dallas, Texas | UFA, '24 (Ten.) |
| 3 | Britt, K.J. | LB | 6-0 | 240 | 26 | 5 | Auburn '21 | Oxford, Ala. | UFA, '25 (TB) |
| 20 | Brooks, Jordyn | LB | 6-0 | 240 | 27 | 6 | Texas Tech '20 | Houston, Texas | UFA, '24 (Sea.) |
| 64 | Brunskill, Daniel | OL | 6-5 | 300 | 31 | 7 | San Diego St. '17 | Valley Center, Calif. | FA, '25 |
| 91 | Butler, Matthew | DT | 6-3 | 305 | 26 | 3 | Tennessee '22 | Raleigh, N.C. | Wai., '25 (LV) |
| 22 | Campbell, Elijah | DB | 5-11 | 200 | 30 | 5 | Northern Iowa '18 | St. Paul, Minn. | Wai., '21 (NYJ) |
| 49 | Cardona, Joe | LS | 6-2 | 241 | 33 | 11 | Navy '15 | El Cajon, Calif. | FA, '25 |
| 2 | Chubb, Bradley | LB | 6-4 | 268 | 29 | 8 | NC State '18 | Marietta, Ga. | T, '22 (Den.) |
| 80 | Conner, Tanner | TE | 6-3 | 237 | 27 | 3 | Idaho State '22 | Kent, Wash. | FA, '22 |
| 21 | Davis, Ashtyn | S | 6-1 | 205 | 29 | 6 | California '20 | Santa Cruz, Calif. | UFA, '25 (NYJ) |
| 25 | Dodson, Tyrel | LB | 6-0 | 237 | 27 | 6 | Texas A&M '19 | Franklin, Tenn. | Wai., '24 (Sea.) |
| 26 | Douglas, Rasul | CB | 6-2 | 209 | 31 | 9 | West Virginia '17 | East Orange, N.J. | FA, '25 |
| 36 | Duck, Storm | CB | 6-0 | 195 | 24 | 2 | Louisville '24 | Boiling Springs, N.C. | FA, '24 |
| 82 | Eskridge, Dee | WR | 5-9 | 190 | 28 | 5 | Western Mich. '21 | Bluffton, Ind. | FA, '24 |
| 14 | Ewers, Quinn | QB | 6-2 | 209 | 22 | R | Texas '25 | Southlake, Texas | D7a, '25 |
| 29 | Fitzpatrick, Minkah | S | 6-1 | 207 | 28 | 8 | Alabama '18 | Old Bridge, N.J. | T, '25 (Pit.) |
| 40 | Gay Jr., Willie | LB | 6-1 | 246 | 27 | 6 | Mississippi State '20 | Starkville, Miss. | UFA, '25 (NO) |
| 53 | Goode, Cameron | LB | 6-3 | 245 | 27 | 3 | California '22 | Spring, Texas | D7a, '22 |
| 31 | Gordon II, Ollie | RB | 6-2 | 225 | 21 | R | Oklahoma State '25 | Fort Worth, Texas | D6, '25 |
| 90 | Grant, Kenneth | DT | 6-3 | 335 | 21 | R | Michigan '25 | Gary, Ind. | D1, '25 |
| 89 | Hill, Julian | TE | 6-4 | 251 | 25 | 3 | Campbell '23 | Fayetteville, N.C. | FA, '22 |
| 30 | Ingold, Alec | FB | 6-1 | 232 | 29 | 7 | Wisconsin '19 | Green Bay, Wis. | FA, '22 |
| 95 | Jones, Benito | DT | 6-1 | 335 | 27 | 5 | Mississippi '20 | Waynesboro, Miss. | FA, '24 |
| 23 | Jones, Jack | CB | 5-11 | 175 | 27 | 4 | Arizona State '22 | Long Beach, Calif. | FA, '25 |
| 8 | Judon, Matthew | LB | 6-3 | 265 | 33 | 10 | Grand Valley St. '16 | West Bloomfield, Mich. | FA, '25 |
| 70 | Lamm, Kendall | T | 6-5 | 308 | 33 | 11 | Appalachian St. '15 | Charlotte, N.C. | FA, '25 |
| 9 | Melifonwu, Ifeatu | S | 6-3 | 210 | 26 | 5 | Syracuse '21 | South Grafton, Mass. | UFA, '25 (Det.) |
| 47 | Patterson, Riley | K | 6-0 | 190 | 26 | 5 | Memphis '21 | Edwardsville, Ill. | FA, '25 |
| 52 | Paul, Patrick | T | 6-7 | 326 | 23 | 2 | Houston '24 | Houston, Texas | D2, '24 |
| 15 | Phillips, Jaelan | LB | 6-5 | 263 | 26 | 5 | Miami (FL) '21 | Redlands, Calif. | D1b, '21 |
| 94 | Phillips, Jordan | DT | 6-3 | 305 | 21 | R | Maryland '25 | Ocoee, Fla. | D5a, '25 |
| 44 | Robinson, Chop | LB | 6-3 | 254 | 22 | 2 | Penn State '24 | Gaithersburg, Md. | D1, '24 |
| 72 | Savainaea, Jonah | OL | 6-5 | 326 | 21 | R | Arizona '25 | Tafuna, American Samoa | D2, '25 |
| 92 | Sieler, Zach | DT | 6-6 | 300 | 30 | 8 | Ferris State '18 | Pineckey, Mich. | Wai., '19 (Bal.) |
| 71 | Smith, Kion | OL | 6-5 | 300 | 27 | 3 | Fayetteville St. '21 | Lumberton, N.C. | FA, '21 |
| 69 | Strange, Cole | OL | 6-5 | 310 | 27 | 4 | Chattanooga '22 | Knoxville, Tenn. | FA, '25 |
| 1 | Tagovailoa, Tua | QB | 6-1 | 225 | 27 | 6 | Alabama '20 | Ewa Beach, Hawaii | D1a, '20 |
| 11 | Trader Jr., Dante | S | 5-11 | 202 | 22 | R | Maryland '25 | Delmar, Del. | D5c, '25 |
| 17 | Waddle, Jaylen | WR | 5-10 | 185 | 26 | 5 | Alabama '21 | Houston, Texas | D1a, '21 |
| 83 | Waller, Darren | TE | 6-6 | 238 | 33 | 8 | Georgia Tech '15 | Acworth, Ga. | T, '25 (NYG) |
| 6 | Washington, Malik | WR | 5-8 | 195 | 24 | 2 | Virginia '24 | Lawrenceville, Ga. | D5a, '24 |
| 84 | Washington, Tahj | WR | 5-10 | 174 | 24 | 2 | USC '24 | Marshall, Texas | D7, '24 |
| 18 | Westbrook-Ikhine, Nick | WR | 6-2 | 211 | 28 | 6 | Indiana '20 | Lake Mary, Fla. | UFA, '25 (Ten.) |
| 19 | Wilson Jr., Cedrick | WR | 6-2 | 197 | 29 | 8 | Boise State '18 | Memphis, Tenn. | FA, '25 |
| 0 | Wilson, Zach | QB | 6-2 | 214 | 26 | 5 | BYU '21 | Draper, Utah | UFA, '25 (Den.) |
| 5 | Wright, Jaylen | RB | 5-10 | 208 | 22 | 2 | Tennessee '24 | Durham, N.C. | D4, '24 |

PRACTICE SQUAD

| | | | | | | | | | |
|----|--------------------|----|------|-----|----|---|-----------------------|----------------------|---------|
| 56 | Bell, Quinton | LB | 6-4 | 258 | 29 | 4 | Prairie View A&M '19 | Long Beach, Calif. | FA, '23 |
| 43 | Colbert, Jordan | S | 6-2 | 218 | 25 | 1 | Rhode Island '24 | Clinton, Md. | FA, '24 |
| 66 | Daniels, Braeden | OL | 6-4 | 305 | 25 | 2 | Utah '23 | Carrollton, Texas | FA, '24 |
| 85 | Dulcich, Greg | TE | 6-4 | 245 | 25 | 4 | UCLA '22 | Glendale, Calif. | FA, '25 |
| 37 | Hasty, JaMycal | RB | 5-8 | 205 | 29 | 5 | Baylor '20 | Longview, Texas | FA, '25 |
| 88 | Henning, AJ | WR | 5-10 | 192 | 24 | R | Northwestern '25 | Frankfort, Ill. | FA, '25 |
| 96 | Huntley, Alex | DT | 6-4 | 298 | 24 | R | South Carolina '25 | Blythewood, S.C. | FA, '25 |
| 51 | Johnson, Caleb | LB | 6-2 | 220 | 27 | 5 | Houston Christian '21 | San Diego, Calif. | FA, '25 |
| 46 | Johnson, Isaiah | CB | 6-3 | 205 | 25 | 1 | Syracuse '24 | Beverly Hills, Mich. | FA, '24 |
| 76 | Mbaeteka, Roy | OL | 6-8 | 330 | 25 | 1 | Colorado '24 | Anambra, Nigeria | FA, '25 |
| 59 | McLendon, Derrick | LB | 6-4 | 250 | 25 | 1 | Colorado '24 | Decatur, Ga. | FA, '24 |
| 68 | Priebe, Josh | OL | 6-5 | 306 | 24 | R | Michigan '25 | Niles, Mich. | FA, '25 |
| 87 | Rucci, Hayden | TE | 6-5 | 247 | 24 | 1 | Wisconsin '24 | Lititz, Pa. | FA, '24 |
| 35 | Saunders Jr., John | S | 6-2 | 210 | 23 | R | Mississippi '25 | High Point, N.C. | FA, '25 |
| 75 | Telfort, Kadeem | OL | 6-7 | 322 | 26 | 2 | UAB '23 | Miami, Fla. | FA, '25 |
| 81 | Wease Jr., Theo | WR | 6-2 | 210 | 24 | R | Missouri '25 | Allen, Texas | FA, '25 |
| 34 | Wilson Jr., Jeff | RB | 6-0 | 205 | 29 | 8 | North Texas '18 | Elkhart, Texas | FA, '25 |

RESERVE/PHYSICALLY UNABLE TO PERFORM

| | | | | | | | | | |
|----|-----------------|----|-----|-----|----|---|----------------|-----------------|----------|
| 74 | Liam Eichenberg | OL | 6-6 | 300 | 27 | 5 | Notre Dame '21 | Cleveland, Ohio | D2b, '21 |
|----|-----------------|----|-----|-----|----|---|----------------|-----------------|----------|

RESERVE/INJURED

| | | | | | | | | | |
|----|---------------------|----|------|-----|----|----|-------------------|------------------------|-----------------|
| 23 | Burns, Artie | CB | 6-0 | 187 | 30 | 10 | Miami (FL) '16 | Miami, Fla. | UFA, '25 (Sea.) |
| 63 | Cajuste, Yodny | OL | 6-5 | 310 | 29 | 4 | West Virginia '19 | Miami, Fla. | FA, '25 |
| 47 | Conyers, Jalin | TE | 6-4 | 265 | 24 | R | Texas Tech '25 | Gruver, Texas | FA, '25 |
| 78 | Daniels, James | OL | 6-4 | 320 | 28 | 8 | Iowa '18 | Warren, Ohio | UFA, '25 (Pit.) |
| 62 | Eze, Obinna | OL | 6-8 | 325 | 27 | 1 | TCU '22 | Nashville, Tenn. | FA, '25 |
| 10 | Hill, Tyreek | WR | 5-10 | 191 | 31 | 10 | West Alabama '16 | Douglas, Ga. | T, '22 (KC) |
| 62 | Ifedi, Germain | OL | 6-5 | 325 | 31 | 9 | Texas A&M '16 | Houston, Texas | FA, '25 |
| 73 | Jackson, Austin | OL | 6-5 | 310 | 26 | 6 | USC '20 | Phoenix, Ariz. | D1b, '20 |
| 4 | Kohou, Kader | CB | 5-10 | 197 | 26 | 4 | TAMU-Commerce '22 | Abidjan, Ivory Coast | FA, '22 |
| 43 | Maitre, Jason | CB | 5-10 | 188 | 25 | 1 | Wisconsin '24 | Everett, Mass. | FA, '24 |
| 33 | Marshall Jr., Jason | CB | 6-0 | 204 | 23 | R | Florida '25 | Miami, Fla. | D5b, '25 |
| 8 | Mattison, Alexander | RB | 5-11 | 220 | 27 | 7 | Boise State '19 | San Bernardino, Calif. | UFA, '25 (LV) |
| 60 | Meyer, Andrew | OL | 6-3 | 295 | 25 | 2 | UTEP '24 | San Marcos, Calif. | FA, '24 |
| 7 | Sanders, Jason | K | 5-11 | 195 | 29 | 8 | New Mexico '18 | Orange, Calif. | D7b, '18 |



2025 MIAMI DOLPHINS POSITIONAL ROSTER

*as of Oct. 7, 2025

OFFENSE (24)

QUARTERBACKS (3)

| NO | NAME | POS | HT | WT | EXP | COLLEGE |
|----|----------------|-----|-----|-----|-----|-------------|
| 0 | Zach Wilson | QB | 6-2 | 214 | 5 | BYU '21 |
| 1 | Tua Tagovailoa | QB | 6-1 | 225 | 6 | Alabama '20 |
| 14 | Quinn Ewers | QB | 6-2 | 209 | R | Texas '25 |

RUNNING BACKS (4)

| NO | NAME | POS | HT | WT | EXP | COLLEGE |
|----|-----------------|-----|------|-----|-----|--------------------|
| 5 | Jaylen Wright | RB | 5-10 | 208 | 2 | Tennessee '24 |
| 28 | De'Von Achane | RB | 5-9 | 191 | 3 | Texas A&M '23 |
| 30 | Alec Ingold | FB | 6-1 | 232 | 7 | Wisconsin '19 |
| 31 | Ollie Gordon II | RB | 6-2 | 225 | R | Oklahoma State '25 |

WIDE RECEIVERS (6)

| NO | NAME | POS | HT | WT | EXP | COLLEGE |
|----|---------------------|-----|------|-----|-----|-------------------|
| 6 | Malik Washington | WR | 5-8 | 195 | 2 | Virginia '24 |
| 17 | Jaylen Waddle | WR | 5-10 | 185 | 5 | Alabama '21 |
| 18 | N. Westbrook-Ikhine | WR | 6-2 | 211 | 6 | Indiana '20 |
| 19 | Cedrick Wilson Jr. | WR | 6-2 | 197 | 8 | Boise State '18 |
| 82 | Dee Eskridge | WR | 5-9 | 190 | 5 | Western Mich. '21 |
| 84 | Tahj Washington | WR | 5-10 | 174 | 2 | USC '24 |

TIGHT ENDS (3)

| NO | NAME | POS | HT | WT | EXP | COLLEGE |
|----|---------------|-----|-----|-----|-----|------------------|
| 80 | Tanner Conner | TE | 6-3 | 237 | 3 | Idaho State '22 |
| 83 | Darren Waller | TE | 6-6 | 238 | 8 | Georgia Tech '15 |
| 89 | Julian Hill | TE | 6-4 | 251 | 3 | Campbell '23 |

OFFENSIVE LINEMEN (8)

| NO | NAME | POS | HT | WT | EXP | COLLEGE |
|----|------------------|-----|-----|-----|-----|----------------------|
| 52 | Patrick Paul | T | 6-7 | 326 | 2 | Houston '24 |
| 55 | Aaron Brewer | OL | 6-1 | 295 | 6 | Texas State '20 |
| 64 | Daniel Brunsell | OL | 6-5 | 300 | 7 | San Diego St. '17 |
| 69 | Cole Strange | OL | 6-5 | 310 | 4 | Chattanooga '22 |
| 70 | Kendall Lamm | T | 6-5 | 308 | 11 | Appalachian St. '15 |
| 71 | Kion Smith | OL | 6-5 | 300 | 3 | Fayetteville St. '21 |
| 72 | Jonah Savaiinaea | OL | 6-5 | 326 | R | Arizona '24 |
| 79 | Larry Borom | OL | 6-5 | 325 | 5 | Missouri '21 |

RESERVE/INJURED (14)

| NO | NAME | POS | HT | WT | EXP | COLLEGE |
|----|--------------------|-----|------|-----|-----|-------------------|
| 4 | Kader Kohou | CB | 5-10 | 197 | 4 | TAMU-Commerce '22 |
| 7 | Jason Sanders | K | 5-11 | 195 | 8 | New Mexico '18 |
| 8 | Alexander Mattison | RB | 5-11 | 220 | 7 | Boise State '19 |
| 10 | Tyreek Hill | WR | 5-10 | 191 | 10 | West Alabama '16 |
| 23 | Artie Burns | CB | 6-0 | 187 | 10 | Miami (FL) '16 |
| 33 | Jason Marshall Jr. | CB | 6-0 | 204 | R | Florida '25 |
| 43 | Jason Maitre | CB | 5-10 | 188 | 1 | Wisconsin '24 |
| 47 | Jalin Conyers | TE | 6-4 | 265 | R | Texas Tech '25 |
| 60 | Andrew Meyer | OL | 6-3 | 295 | 2 | UTEP '24 |
| 62 | Obinna Eze | OL | 6-8 | 325 | 1 | TCU '22 |
| 62 | Germain Ifedi | OL | 6-5 | 325 | 9 | Texas A&M '16 |
| 63 | Yodny Cajuste | OL | 6-5 | 310 | 4 | West Virginia '19 |
| 73 | Austin Jackson | OL | 6-5 | 310 | 6 | USC '20 |
| 78 | James Daniels | OL | 6-4 | 320 | 8 | Iowa '18 |

RESERVE/PHYSICALLY UNABLE TO PERFORM (1)

| NO | NAME | POS | HT | WT | EXP | COLLEGE |
|----|-----------------|-----|-----|-----|-----|----------------|
| 74 | Liam Eichenberg | OL | 6-6 | 300 | 5 | Notre Dame '21 |

DEFENSE (26)

DEFENSIVE LINEMEN (6)

| NO | NAME | POS | HT | WT | EXP | COLLEGE |
|----|-----------------|-----|-----|-----|-----|------------------|
| 90 | Kenneth Grant | DT | 6-3 | 335 | R | Michigan '25 |
| 91 | Matthew Butler | DT | 6-3 | 305 | 3 | Tennessee '22 |
| 92 | Zach Sieler | DT | 6-6 | 300 | 8 | Ferris State '18 |
| 93 | Zeek Biggers | DT | 6-6 | 319 | R | Georgia Tech '25 |
| 94 | Jordan Phillips | DT | 6-3 | 305 | R | Maryland '25 |
| 95 | Benito Jones | DT | 6-1 | 335 | 5 | Mississippi '20 |

LINEBACKERS (9)

| NO | NAME | POS | HT | WT | EXP | COLLEGE |
|----|-----------------|-----|-----|-----|-----|-----------------------|
| 2 | Bradley Chubb | LB | 6-4 | 268 | 8 | NC State '18 |
| 3 | K.J. Britt | LB | 6-0 | 240 | 5 | Auburn '21 |
| 8 | Matthew Judon | LB | 6-3 | 265 | 10 | Grand Valley St. '16 |
| 15 | Jaelan Phillips | LB | 6-5 | 263 | 5 | Miami (FL) '21 |
| 20 | Jordyn Brooks | LB | 6-0 | 240 | 6 | Texas Tech '20 |
| 25 | Tyrel Dodson | LB | 6-0 | 237 | 6 | Texas A&M '19 |
| 40 | Willie Gay Jr. | LB | 6-1 | 246 | 6 | Mississippi State '20 |
| 44 | Chop Robinson | LB | 6-3 | 254 | 2 | Penn State '24 |
| 53 | Cameron Goode | LB | 6-1 | 245 | 3 | California '22 |

DEFENSIVE BACKS (11)

| NO | NAME | POS | HT | WT | EXP | COLLEGE |
|----|--------------------|-----|------|-----|-----|-------------------|
| 9 | Ifeatu Melifonwu | S | 6-3 | 210 | 5 | Syracuse '21 |
| 11 | Dante Trader Jr. | S | 5-11 | 202 | R | Maryland '25 |
| 21 | Ashlyn Davis | S | 6-1 | 205 | 6 | California '20 |
| 22 | Elijah Campbell | DB | 5-11 | 200 | 5 | Northern Iowa '18 |
| 23 | Jack Jones | CB | 5-11 | 175 | 4 | Arizona State '22 |
| 26 | Rasul Douglas | CB | 6-2 | 209 | 9 | West Virginia '17 |
| 27 | Ethan Bonner | CB | 6-1 | 190 | 2 | Stanford '23 |
| 29 | Minkah Fitzpatrick | S | 6-1 | 207 | 8 | Alabama '18 |
| 32 | JuJu Brents | CB | 6-3 | 198 | 3 | Kansas St. '23 |
| 36 | Storm Duck | CB | 6-0 | 195 | 2 | Louisville '24 |
| 38 | Cornell Armstrong | CB | 6-0 | 185 | 6 | Southern Miss '18 |

SPECIALISTS (3)

| NO | NAME | POS | HT | WT | EXP | COLLEGE |
|----|-----------------|-----|-----|-----|-----|--------------|
| 16 | Jake Bailey | P | 6-2 | 212 | 7 | Stanford '19 |
| 47 | Riley Patterson | K | 6-0 | 190 | 5 | Memphis '21 |
| 49 | Joe Cardona | LS | 6-2 | 241 | 11 | Navy '15 |

PRACTICE SQUAD (17)

| NO | NAME | POS | HT | WT | EXP | COLLEGE |
|----|-------------------|-----|------|-----|-----|-----------------------|
| 34 | Jeff Wilson Jr. | RB | 6-0 | 205 | 8 | North Texas '18 |
| 35 | John Saunders Jr. | S | 6-2 | 210 | R | Mississippi '25 |
| 37 | Ja'Mycal Hasty | RB | 5-8 | 205 | 5 | Baylor '20 |
| 43 | Jordan Colbert | S | 6-2 | 218 | 1 | Rhode Island '24 |
| 46 | Isaiah Johnson | CB | 6-3 | 205 | 1 | Syracuse '24 |
| 51 | Caleb Johnson | LB | 6-2 | 220 | 5 | Houston Christian '21 |
| 56 | Quinton Bell | LB | 6-4 | 258 | 4 | Prairie View A&M '19 |
| 59 | Derrick McLendon | LB | 6-4 | 250 | 1 | Colorado '22 |
| 66 | Braeden Daniels | OL | 6-4 | 305 | 2 | Utah '23 |
| 68 | Josh Priebe | OL | 6-5 | 306 | R | Michigan '25 |
| 75 | Kadeem Telfort | OL | 6-7 | 322 | 2 | UAB '23 |
| 76 | Roy Mbaeteka | OL | 6-8 | 330 | 1 | -- |
| 81 | Theo Wease Jr. | WR | 6-2 | 210 | R | Missouri '25 |
| 85 | Greg Dulcich | TE | 6-4 | 245 | 4 | UCLA '22 |
| 87 | Hayden Rucci | TE | 6-5 | 247 | 1 | Wisconsin '24 |
| 88 | AJ Henning | WR | 5-10 | 192 | R | Northwestern '25 |
| 96 | Alex Huntley | DT | 6-4 | 298 | R | South Carolina '25 |



2025 MIAMI DOLPHINS – HOW THEY WERE ACQUIRED

*as of Oct. 7, 2025

| | DRAFT (17) | UDFA (4) | TRADES (3) | WAIVERS (5) | FREE AGENTS (24) |
|------|--------------------------------------------------------------------------------------------------------------------------------------------------------------------------------|-----------------------------------|-------------------------------------------------------|-------------------------------------------------|-----------------------------------------------------------------------------------------------------------------------------------------------------------------------------------------------------------------------------------------------------------------------------------------------------------------------------------------------------------------------------------------------------|
| 2019 | | | | DT Zach Sieler (Bal.) | |
| 2020 | QB Tua Tagovailoa (1a) | | | | |
| 2021 | WR Jaylen Waddle (1a) LB Jaelan Phillips (1b) | | | DB Elijah Campbell (NYJ) | OL Kion Smith |
| 2022 | LB Cameron Goode (7a) | TE Tanner Conner | LB Bradley Chubb (Den.) | | FB Alec Ingold |
| 2023 | RB De'Von Achane (3) | CB Ethan Bonner TE Julian Hill | | | P Jake Bailey |
| 2024 | LB Chop Robinson (1) T Patrick Paul (2) RB Jaylen Wright (4) WR Malik Washington (6a) WR Tahj Washington (7) | CB Storm Duck | | LB Tyrel Dodson (Sea.) | OL Aaron Brewer (Ten.) LB Jordyn Brooks (Sea.) WR Dee Eskridge DT Benito Jones |
| 2025 | DT Kenneth Grant (1) OL Jonah Savaiinaea (2) DT Jordan Phillips (5a) S Dante Troner Jr. (5c) RB Ollie Gordon II (6) QB Quinn Ewers (7a) DT Zeek Biggers (7b) | | S Minkah Fitzpatrick (Pit.) TE Darren Waller (NYG) | CB JuJu Brents (Ind.) DT Matthew Butler (Lv) | CB Cornell Armstrong OL Larry Borom (Chi.) LB K.J. Britt (TB) OL Daniel Brunskill LS Joe Cardona CB Rasul Douglas S Ashtyn Davis (NYJ) LB Willie Gay Jr. (NO) CB Jack Jones LB Matthew Judon T Kendall Lamm S Ifeatu Melifonwu (Det.) K Riley Patterson OL Cole Strange WR Nick Westbrook-Ikhine (Ten.) QB Zach Wilson (Den.) WR Cedrick Wilson Jr. |

| PRONUNCIATION GUIDE | | | | | |
|---------------------|----------------|--------------------------|-------------------------------------|-------------------|-----------------------------|
| PLAYER | PHONETICALLY | PLAYER | PHONETICALLY | COACH/PLAYER | PHONETICALLY |
| RB De'Von Achane | duh-VON A-chan | S Ifeatu Melifonwu | ee-FAH-too mel-uh-fawn-woo | Mathieu Araujo | uh-ROO-joh |
| OL Aaron Brewer | AY-rin | LB Jaelan Phillips | JAY-len | Kynjee' Cotton | KEN-jay |
| OL Larry Borom | BOAR-uhm | OL Jonah Savaiinaea | suh-vai'i-neye-uh (like Hawai'i) | Lemuel Jeanpierre | leh-mew-ELL zhon-pee-AIR |
| LB Tyrel Dodson | TIE-rell | OL Kion Smith | kee-on | Dave Puloka | puh-LOH-kuh |
| CB Rasul Douglas | RAH-sool | DT Zach Sieler | SEE-ler | Eric Studesville | STOO-des-vill |
| LB Cameron Goode | good | QB Tua Tagovailoa | TOO-uh TUNG-oh-vai-LOA | | |
| FB Alec Ingold | INN-gold | WR Nick Westbrook-Ikhine | ih-KEY-nay | | |
| LB Matthew Judon | JOO-don | | | | |



MIAMI DOLPHINS CONTRACT STATUS

*as of Oct. 7, 2025

| CONTRACT STATUS | | | | | | | | | |
|-----------------|----|------------------------|------|------|------|------|------|------|------------------------------------------------|
| | NO | NAME | 2025 | 2026 | 2027 | 2028 | 2029 | 2030 | CONTRACT DETAILS |
| QB | 0 | Wilson, Zach | | UFA | | | | | Signed 1-year contract as UFA in 2025 |
| | 1 | Tagovailoa, Tua | | | | | UFA | | Signed 4-year contract extension in 2024 |
| | 14 | Ewers, Quinn | | | | | UFA | | Signed 4-year rookie contract in 2025 |
| RB | 5 | Wright, Jaylen | | | | UFA | | | Signed 4-year rookie contract in 2024 |
| | 28 | Achane, De'Von | | | UFA | | | | Signed 4-year rookie contract in 2023 |
| | 30 | Ingold, Alec | | | UFA | | | | Signed 3-year contract extension in 2023 |
| | 31 | Gordon II, Ollie | | | | | UFA | | Signed 4-year rookie contract in 2025 |
| WR | 6 | Washington, Malik | | | | UFA | | | Signed 4-year rookie contract in 2024 |
| | 17 | Waddle, Jaylen | | | | | UFA | | Signed 3-year contract extension in 2024 |
| | 18 | Westbrook-Ikhine, Nick | | | UFA | | | | Signed 2-year contract as UFA in 2025 |
| | 19 | Wilson Jr., Cedrick | | UFA | | | | | Signed 1-year contract from NO's PS in 2025 |
| | 82 | Eskridge, Dee | | UFA | | | | | Signed 1-year contract as UFA in 2025 |
| | 84 | Washington, Taj | | | | UFA | | | Signed 4-year rookie contract in 2024 |
| TE | 80 | Conner, Tanner | | RFA | | | | | Signed 2-year contract as FA in 2024 |
| | 83 | Waller, Darren | | UFA | | | | | Signed 1-year contract restructure in 2025 |
| | 89 | Hill, Julian | | RFA | | | | | Signed 3-year contract as UDFA in 2023 |
| OL | 52 | Paul, Patrick | | | | UFA | | | Signed 4-year rookie contract in 2024 |
| | 55 | Brewer, Aaron | | | UFA | | | | Signed 3-year contract as UFA in 2024 |
| | 64 | Brunskill, Daniel | | UFA | | | | | Signed 1-year contract as FA in 2025 |
| | 69 | Strange, Cole | | UFA | | | | | Signed 1-year contract from CLE's PS in 2025 |
| | 70 | Lamm, Kendall | | UFA | | | | | Signed 1-year contract as FA in 2025 |
| | 71 | Smith, Kion | | RFA | | | | | Signed 1-year contract as ERFA in 2025 |
| | 72 | Savaiinaea, Jonah | | | | | UFA | | Signed 4-year rookie contract in 2025 |
| | 79 | Borom, Larry | | UFA | | | | | Signed 1-year contract as UFA in 2025 |
| DL | 90 | Grant, Kenneth | | | | | 5YO | UFA | Signed 5-year rookie contract in 2025 |
| | 91 | Butler, Matthew | | RFA | | | | | Signed 1-year contract as ERFA with LV in 2025 |
| | 92 | Sieler, Zach | | | | | | UFA | Signed 3-year contract extension in 2025 |
| | 93 | Biggers, Zeek | | | | | UFA | | Signed 4-year rookie contract in 2025 |
| | 94 | Phillips, Jordan | | | | | UFA | | Signed 4-year rookie contract in 2025 |
| | 95 | Jones, Benito | | UFA | | | | | Signed 1-year contract as UFA in 2025 |
| LB | 2 | Chubb, Bradley | | | | UFA | | | Signed 3-year contract restructure in 2025 |
| | 3 | Britt, K.J. | | UFA | | | | | Signed 1-year contract as UFA in 2025 |
| | 8 | Judon, Matthew | | UFA | | | | | Signed 1-year contract as FA in 2025 |
| | 15 | Phillips, Jaelan | | UFA | | | | | Signed 5-year rookie contract in 2021 |
| | 20 | Brooks, Jordyn | | | UFA | | | | Signed 3-year contract as UFA in 2024 |
| | 25 | Dodson, Tyrel | | | UFA | | | | Signed 2-year contract as UFA in 2025 |
| | 40 | Gay Jr, Willie | | UFA | | | | | Signed 1-year contract as UFA in 2025 |
| | 44 | Robinson, Chop | | | | 5YO | UFA | | Signed 5-year rookie contract in 2024 |
| | 53 | Goode, Cameron | | RFA | | | | | Signed 1-year contract as ERFA in 2025 |
| | 9 | Melifonwu, Ifeatu | | UFA | | | | | Signed 1-year contract as UFA in 2025 |
| DB | 11 | Trader Jr., Dante | | | | | UFA | | Signed 4-year rookie contract in 2025 |
| | 21 | Davis, Ashtyn | | UFA | | | | | Signed 1-year contract as UFA in 2025 |
| | 22 | Campbell, Elijah | | UFA | | | | | Signed 1-year contract as UFA in 2025 |
| | 23 | Jones, Jack | | UFA | | | | | Signed 1-year contract as FA in 2025 |
| | 26 | Douglas, Rasul | | UFA | | | | | Signed 1-year contract as FA in 2025 |
| | 27 | Bonner, Ethan | | ERFA | | | | | Signed 2-year contract as FA in 2024 |
| | 29 | Fitzpatrick, Minkah | | | UFA | | | | Signed 2-year contract restructure in 2025 |
| | 32 | Brents, JuJu | | | UFA | | | | Signed 4-year rookie contract with IND in 2023 |
| | 36 | Duck, Storm | | | RFA | | | | Signed 3-year contract as UDFA in 2024 |
| | 38 | Armstrong, Cornell | | UFA | | | | | Signed 1-year contract from PS in 2025 |
| ST | 16 | Bailey, Jake | | UFA | | | | | Signed 2-year contract as UFA in 2024 |
| | 47 | Patterson, Riley | | UFA | | | | | Signed 1-year contract from PS in 2025 |
| | 49 | Cardona, Joe | | UFA | | | | | Signed 1-year contract as FA in 2025 |



SUPPLEMENTAL STATS

TEAM STATS



MIAMI DOLPHINS / REGULAR SEASON WEEK 5 / THROUGH SUNDAY, OCTOBER 5, 2025

WON 1, LOST 4

| | | | | |
|---------|---|-------|-----------------|--------|
| Sep. 7 | L | 8-33 | at Indianapolis | 64,065 |
| Sep. 14 | L | 27-33 | New England | 65,593 |
| Sep. 18 | L | 21-31 | at Buffalo | 70,641 |
| Sep. 29 | W | 27-21 | N.Y. Jets | 65,848 |
| Oct. 5 | L | 24-27 | at Carolina | 72,301 |

TEAM STATISTICS

FIRST DOWNS

| | MIA | OPP. |
|------------------------|-------|-------|
| Rushing | 19 | 44 |
| Passing | 60 | 59 |
| Penalty | 2 | 14 |
| Third Down-Made/Att | 28/60 | 29/58 |
| Third Down Efficiency | 46.7% | 50.0% |
| Fourth Down-Made/Att | 4/7 | 7/8 |
| Fourth Down Efficiency | 57.1% | 87.5% |

TOTAL NET YARDS

| | | |
|---------------|-------|-------|
| Avg. Per Game | 278.6 | 386.6 |
| Total Plays | 266 | 304 |
| Avg. Per Play | 5.2 | 6.4 |

NET YARDS RUSHING

| | | |
|---------------|------|-------|
| Avg. Per Game | 82.2 | 174.2 |
| Total Rushes | 97 | 156 |
| Avg. Per Rush | 4.2 | 5.6 |

NET YARDS PASSING

| | | |
|----------------------|---------|---------|
| Avg. Per Game | 196.4 | 212.4 |
| Sacked/Yards Lost | 11/58 | 11/77 |
| Gross Yards | 1,040 | 1,139 |
| Attempts/Completions | 158/111 | 137/102 |
| Pct. of Completion | 70.3% | 74.5% |
| Had Intercepted | 4 | 1 |

PUNTS/AVERAGE

| | | |
|---------------------|------|------|
| Net Punting Average | 46.6 | 36.9 |
|---------------------|------|------|

PUNT RETURN/AVG.

| | | |
|---------------------|--------|--------|
| KICKOFF RETURN/AVG. | 7/20.6 | 4/10.3 |
|---------------------|--------|--------|

INTERCEPTION RETURN/AVG.

| | | |
|-----------------|---------|---------|
| PENALTIES/YARDS | 26/25.7 | 20/28.4 |
|-----------------|---------|---------|

FUMBLES/BALL LOST

| | | |
|------------|------|--------|
| TOUCHDOWNS | 17/0 | 4/16.0 |
|------------|------|--------|

TOUCHDOWNS

| | | |
|---------|----|----|
| Rushing | 13 | 16 |
| Passing | 2 | 6 |
| Returns | 10 | 9 |

EXTRA POINTS/ATTEMPTS

| | | |
|---------------------------|-------|-------|
| TWO POINT CONVERSION/ATT. | 12/12 | 12/14 |
|---------------------------|-------|-------|

FIELD GOALS/ATTEMPTS

| | | |
|-------------------------|-----|-----|
| AVG. TIME OF POSSESSION | 1/1 | 2/2 |
|-------------------------|-----|-----|

FIELD GOALS/ATTEMPTS

| | | |
|-------------------------|-----|-------|
| AVG. TIME OF POSSESSION | 5/5 | 11/12 |
|-------------------------|-----|-------|

AVG. TIME OF POSSESSION

| | |
|-------|-------|
| 27:04 | 32:56 |
|-------|-------|

SCORE/QUARTER

| TEAM | Q1 | Q2 | Q3 | Q4 | OT | PTS |
|------|----|----|----|----|----|-----|
|------|----|----|----|----|----|-----|

| | | | | | | |
|-----------|----|----|----|----|---|-----|
| OPPONENTS | 22 | 40 | 28 | 55 | 0 | 145 |
|-----------|----|----|----|----|---|-----|

SCORING

| | TD | RU | PA | RT | PAT | FG | 2PT | S | PTS |
|---------------|----|----|----|----|-------|-----|-----|---|-----|
| R. Patterson | 0 | 0 | 0 | 0 | 12/12 | 5/5 | 0 | 0 | 27 |
| D. Achane | 4 | 1 | 3 | 0 | 0/0 | 0/0 | 0 | 0 | 24 |
| J. Waddle | 3 | 0 | 3 | 0 | 0/0 | 0/0 | 0 | 0 | 18 |
| D. Waller | 3 | 0 | 3 | 0 | 0/0 | 0/0 | 0 | 0 | 18 |
| O. Gordon II | 1 | 1 | 0 | 0 | 0/0 | 0/0 | 0 | 0 | 6 |
| T. Hill | 1 | 0 | 1 | 0 | 0/0 | 0/0 | 0 | 0 | 6 |
| M. Washington | 1 | 0 | 0 | 1 | 0/0 | 0/0 | 0 | 0 | 6 |
| J. Hill | 0 | 0 | 0 | 0 | 0/0 | 0/0 | 1 | 0 | 2 |

| | | | | | | | | | |
|----------|----|---|----|---|-------|-----|---|---|-----|
| DOLPHINS | 13 | 2 | 10 | 1 | 12/12 | 5/5 | 1 | 0 | 107 |
|----------|----|---|----|---|-------|-----|---|---|-----|

| | | | | | | | | | |
|-----------|----|---|---|---|-------|-------|---|---|-----|
| OPPONENTS | 16 | 6 | 9 | 1 | 12/14 | 11/12 | 2 | 0 | 145 |
|-----------|----|---|---|---|-------|-------|---|---|-----|

SACKS: B. Chubb 4.0, T. Dodson 2.0, J. Brooks 1.5, C. Robinson 1.0, R. Douglas 1.0, J. Phillips 1.0, K. Grant 0.5, **TM** 11.0, **OPP** 11.0

PASSING

| | ATT | CMP | YDS | CMP% | YDS/ATT | TD | TD% | INT | INT% | LONG | SACK | LOST | RATING |
|--|-----|-----|-----|------|---------|----|-----|-----|------|------|------|------|--------|
|--|-----|-----|-----|------|---------|----|-----|-----|------|------|------|------|--------|

| | | | | | | | | | | | | | |
|---------------|-----|-----|-------|------|-----|----|-----|---|-----|----|----|----|-------|
| T. Tagovailoa | 150 | 106 | 1,008 | 70.7 | 6.7 | 10 | 6.7 | 4 | 2.7 | 47 | 11 | 58 | 100.1 |
| Z. Wilson | 8 | 5 | 32 | 62.5 | 4.0 | 0 | 0.0 | 0 | 0.0 | 11 | 0 | 0 | 70.8 |

| | | | | | | | | | | | | | |
|----------|-----|-----|-------|------|-----|----|-----|---|-----|----|----|----|------|
| DOLPHINS | 158 | 111 | 1,040 | 70.3 | 6.6 | 10 | 6.3 | 4 | 2.5 | 47 | 11 | 58 | 98.6 |
|----------|-----|-----|-------|------|-----|----|-----|---|-----|----|----|----|------|

| | | | | | | | | | | | | | |
|-----------|-----|-----|-------|------|-----|---|-----|---|-----|----|----|----|-------|
| OPPONENTS | 137 | 102 | 1,139 | 74.5 | 8.3 | 9 | 6.6 | 1 | 0.7 | 55 | 11 | 77 | 117.6 |
|-----------|-----|-----|-------|------|-----|---|-----|---|-----|----|----|----|-------|

RUSHING

| | NO. | YDS | AVG | LONG | TD |
|---------------|-----|-----|-----|------|----|
| D. Achane | 60 | 262 | 4.4 | 26 | 1 |
| M. Washington | 8 | 60 | 7.5 | 18 | 0 |
| O. Gordon II | 21 | 58 | 2.8 | 16 | 1 |
| T. Tagovailoa | 7 | 28 | 4.0 | 8 | 0 |
| Z. Wilson | 1 | 3 | 3.0 | 3 | 0 |

| | | | | | |
|----------|----|-----|-----|----|---|
| DOLPHINS | 97 | 411 | 4.2 | 26 | 2 |
|----------|----|-----|-----|----|---|

| | | | | | |
|-----------|-----|-----|-----|----|---|
| OPPONENTS | 156 | 871 | 5.6 | 53 | 6 |
|-----------|-----|-----|-----|----|---|

RECEIVING

| | NO. | YDS | AVG | LONG | TD |
|---------------------|-----|-----|------|------|----|
| J. Waddle | 23 | 295 | 12.8 | 46t | 3 |
| D. Achane | 25 | 173 | 6.9 | 29t | 3 |
| T. Hill | 21 | 265 | 12.6 | 47 | 1 |
| M. Washington | 12 | 47 | 3.9 | 11 | 0 |
| D. Waller | 8 | 105 | 13.1 | 34 | 3 |
| T. Conner | 5 | 49 | 9.8 | 15 | 0 |
| J. Hill | 6 | 45 | 7.5 | 19 | 0 |
| N. Westbrook-Ikhine | 4 | 26 | 6.5 | 11 | 0 |
| A. Ingold | 3 | 14 | 4.7 | 9 | 0 |
| D. Eskridge | 2 | 17 | 8.5 | 9 | 0 |
| O. Gordon II | 2 | 4 | 2.0 | 5 | 0 |

| | | | | | |
|----------|-----|-------|-----|----|----|
| DOLPHINS | 111 | 1,040 | 9.4 | 47 | 10 |
|----------|-----|-------|-----|----|----|

| | | | | | |
|-----------|-----|-------|------|----|---|
| OPPONENTS | 102 | 1,139 | 11.2 | 55 | 9 |
|-----------|-----|-------|------|----|---|

INTERCEPTIONS

| | NO. | YDS | AVG | LONG | TD |
|--|-----|-----|-----|------|----|
|--|-----|-----|-----|------|----|

| | | | | | |
|----------------|---|---|-----|---|---|
| M. Fitzpatrick | 1 | 7 | 7.0 | 7 | 0 |
|----------------|---|---|-----|---|---|

| | | | | | |
|----------|---|---|-----|---|---|
| DOLPHINS | 1 | 7 | 7.0 | 7 | 0 |
|----------|---|---|-----|---|---|

| | | | | | |
|-----------|---|----|------|----|---|
| OPPONENTS | 4 | 64 | 16.0 | 24 | 0 |
|-----------|---|----|------|----|---|

PUNTING

| | NO. | YDS | AVG | NET | TB | IN | LG | B |
|--|-----|-----|-----|-----|----|----|----|---|
|--|-----|-----|-----|-----|----|----|----|---|

| | | | | | | | | |
|-----------|----|-----|------|------|---|---|----|---|
| J. Bailey | 17 | 834 | 49.1 | 46.6 | 0 | 9 | 64 | 0 |
|-----------|----|-----|------|------|---|---|----|---|

| | | | | | | | | |
|----------|----|-----|------|------|---|---|----|---|
| DOLPHINS | 17 | 834 | 49.1 | 46.6 | 0 | 9 | 64 | 0 |
|----------|----|-----|------|------|---|---|----|---|

| | | | | | | | | |
|-----------|---|-----|------|------|---|---|----|---|
| OPPONENTS | 9 | 476 | 52.9 | 36.9 | 0 | 1 | 71 | 0 |
|-----------|---|-----|------|------|---|---|----|---|

PUNT RETURNS

| | RET | FC | YDS | AVG | LONG | TD |
|--|-----|----|-----|-----|------|----|
|--|-----|----|-----|-----|------|----|

| | | | | | | |
|---------------|---|---|-----|------|-----|---|
| M. Washington | 6 | 1 | 125 | 20.8 | 74t | 1 |
|---------------|---|---|-----|------|-----|---|

| | | | | | | |
|---------|---|---|----|------|----|---|
| T. Hill | 1 | 0 | 19 | 19.0 | 19 | 0 |
|---------|---|---|----|------|----|---|

| | | | | | | |
|----------|---|---|-----|------|-----|---|
| DOLPHINS | 7 | 1 | 144 | 20.6 | 74t | 1 |
|----------|---|---|-----|------|-----|---|

| | | | | | | |
|-----------|---|---|----|------|----|---|
| OPPONENTS | 4 | 8 | 41 | 10.3 | 18 | 0 |
|-----------|---|---|----|------|----|---|

KICKOFF RETURNS

| | NO. | YDS | AVG | LONG | TD |
|--|-----|-----|-----|------|----|
|--|-----|-----|-----|------|----|

| | | | | | |
|---------------|----|-----|------|----|---|
| M. Washington | 14 | 350 | 25.0 | 40 | 0 |
|---------------|----|-----|------|----|---|

| | | | | | |
|-------------|----|-----|------|----|---|
| D. Eskridge | 12 | 317 | 26.4 | 54 | 0 |
|-------------|----|-----|------|----|---|

| | | | | | |
|----------|----|-----|------|----|---|
| DOLPHINS | 26 | 667 | 25.7 | 54 | 0 |
|----------|----|-----|------|----|---|

| | | | | | |
|-----------|----|-----|------|-----|---|
| OPPONENTS | 20 | 568 | 28.4 | 90t | 1 |
|-----------|----|-----|------|-----|---|

FIELD GOALS

| | 1-19 | 20-29 | 30-39 | 40-49 | 50+ |
|--|------|-------|-------|-------|-----|
|--|------|-------|-------|-------|-----|

| | | | | | |
|--------------|-----|-----|-----|-----|-----|
| R. Patterson | 0/0 | 0/0 | 1/1 | 4/4 | 0/0 |
|--------------|-----|-----|-----|-----|-----|

| | | | | | |
|----------|-----|-----|-----|-----|-----|
| DOLPHINS | 0/0 | 0/0 | 1/1 | 4/4 | 0/0 |
|----------|-----|-----|-----|-----|-----|

| | | | | | |
|-----------|-----|-----|-----|-----|-----|
| OPPONENTS | 0/0 | 3/3 | 2/3 | 3/3 | 3/3 |
|-----------|-----|-----|-----|-----|-----|

2-PT Conv: J. Hill 1, **TM** 1-1, **OPP** 2-2

DEFENSIVE STATS



| PLAYER | SOLO | ASST | TOT | DEFENSIVE STATISTICS | | TFL | QBH | INT | PD | FF | FR |
|-----------------|------------|------------|------------|----------------------|------------------|-----------|-----------|----------|-----------|----------|----------|
| | | | | SACKS | SACKS/YDS. | | | | | | |
| J. Brooks | 32 | 25 | 57 | 1.5 | 1.5/11.0 | 2 | 2 | 0 | 0 | 0 | 0 |
| T. Dodson | 29 | 17 | 46 | 2.0 | 2.0/20.0 | 4 | 3 | 0 | 1 | 1 | 0 |
| M. Fitzpatrick | 20 | 9 | 29 | 0.0 | 0.0/0.0 | 0 | 0 | 1 | 3 | 0 | 1 |
| J. Jones | 12 | 10 | 22 | 0.0 | 0.0/0.0 | 0 | 0 | 0 | 3 | 1 | 0 |
| R. Douglas | 14 | 5 | 19 | 1.0 | 1.0/2.0 | 1 | 1 | 0 | 4 | 0 | 0 |
| Z. Sieler | 12 | 6 | 18 | 0.0 | 0.0/0.0 | 2 | 1 | 0 | 0 | 0 | 0 |
| I. Melifonwu | 9 | 6 | 15 | 0.0 | 0.0/0.0 | 0 | 0 | 0 | 0 | 0 | 0 |
| B. Chubb | 9 | 5 | 14 | 4.0 | 4.0/30.0 | 4 | 4 | 0 | 0 | 1 | 1 |
| J. Phillips | 8 | 6 | 14 | 1.0 | 1.0/9.0 | 1 | 2 | 0 | 0 | 0 | 1 |
| A. Davis | 9 | 4 | 13 | 0.0 | 0.0/0.0 | 1 | 0 | 0 | 1 | 0 | 0 |
| K. Grant | 4 | 7 | 11 | 0.5 | 0.5/0.0 | 0 | 1 | 0 | 1 | 0 | 0 |
| J. Phillips | 2 | 9 | 11 | 0.0 | 0.0/0.0 | 0 | 0 | 0 | 0 | 0 | 0 |
| D. Trader Jr. | 6 | 2 | 8 | 0.0 | 0.0/0.0 | 0 | 0 | 0 | 0 | 0 | 0 |
| M. Butler | 3 | 4 | 7 | 0.0 | 0.0/0.0 | 0 | 1 | 0 | 0 | 0 | 0 |
| C. Robinson | 4 | 1 | 5 | 1.0 | 1.0/5.0 | 2 | 1 | 0 | 0 | 0 | 0 |
| M. Judon | 2 | 2 | 4 | 0.0 | 0.0/0.0 | 0 | 1 | 0 | 0 | 0 | 0 |
| B. Jones | 2 | 1 | 3 | 0.0 | 0.0/0.0 | 0 | 0 | 0 | 0 | 0 | 0 |
| J. Marshall Jr. | 2 | 1 | 3 | 0.0 | 0.0/0.0 | 0 | 1 | 0 | 0 | 0 | 0 |
| W. Gay Jr. | 1 | 2 | 3 | 0.0 | 0.0/0.0 | 1 | 0 | 0 | 0 | 0 | 0 |
| K. Britt | 0 | 3 | 3 | 0.0 | 0.0/0.0 | 0 | 0 | 0 | 0 | 0 | 0 |
| C. Armstrong | 1 | 1 | 2 | 0.0 | 0.0/0.0 | 0 | 0 | 0 | 0 | 0 | 0 |
| S. Duck | 1 | 1 | 2 | 0.0 | 0.0/0.0 | 0 | 0 | 0 | 1 | 0 | 0 |
| DOLPHINS | 182 | 127 | 309 | 11.0 | 11.0/77.0 | 18 | 18 | 1 | 14 | 3 | 3 |

SOLO =Tackles, ASST=Assist, TOT=Combined, TFL=Tackle for a Loss, QBH=Pressures, INT=Interception, PD=Pass Defense, FF=Forward Fumble, FR=Fumble Recovery

SACKS: **B. Chubb** (4) - 1.0 at Indianapolis Colts (09/07), 1.0 vs New England Patriots (09/14), 1.0 at Buffalo Bills (09/18), 1.0 at Carolina Panthers (10/05), **T. Dodson** (2) - 1.0 at Buffalo Bills (09/18), 1.0 vs New York Jets (09/29), **J. Brooks** (1.5) - 1.0 vs New England Patriots (09/14), 0.5 at Carolina Panthers (10/05), **R. Douglas** (1) - 1.0 vs New York Jets (09/29), **J. Phillips** (1) - 1.0 at Carolina Panthers (10/05), **C. Robinson** (1) - 1.0 vs New England Patriots (09/14), **K. Grant** (0.5) - 0.5 at Carolina Panthers (10/05)

NOTE: Special teams and miscellaneous statistics not included above.

Miscellaneous Tackles: D. Achane (1), A. Brewer (1), D. Eskridge (1), J. Savaiinaea (1).

Miscellaneous Fumble Recoveries: O. Gordon II (1), P. Paul (1).

| SPECIAL TEAMS TACKLES | | | | | | | |
|-----------------------|-----------|-----------|-----------|-------------|------------|----------|----------|
| PLAYER | TACKLES | SOLO | ASSISTS | FOR FUMBLES | FUMBLE REC | BLKD FG | BLKD PAT |
| C. Goode | 6 | 2 | 4 | 0 | 0 | 0 | 0 |
| K. Britt | 4 | 3 | 1 | 0 | 0 | 0 | 0 |
| M. Fitzpatrick | 4 | 2 | 2 | 0 | 0 | 0 | 0 |
| D. Trader Jr. | 4 | 2 | 2 | 1 | 1 | 0 | 0 |
| E. Campbell | 2 | 2 | 0 | 0 | 0 | 0 | 0 |
| M. Judon | 2 | 1 | 1 | 0 | 0 | 0 | 0 |
| J. Brents | 1 | 1 | 0 | 0 | 0 | 0 | 0 |
| J. Colbert | 1 | 1 | 0 | 0 | 0 | 0 | 0 |
| T. Conner | 1 | 1 | 0 | 0 | 0 | 0 | 0 |
| A. Davis | 1 | 1 | 0 | 0 | 0 | 0 | 0 |
| N. Westbrook-Ikhine | 1 | 1 | 0 | 0 | 0 | 0 | 0 |
| TOTALS | 27 | 17 | 10 | 1 | 1 | 0 | 0 |



DOLPHINS - INDIVIDUAL

| | | | OPPONENT | DATE |
|------------------------|-------|--------------------|-----------------|------|
| RUSHING | | | | |
| Rushing Attempts | 20 | De'Von Achane | vs. N.Y. Jets | 9/29 |
| Rushing Yards | 99 | De'Von Achane | vs. N.Y. Jets | 9/29 |
| Rushing Average | 7.9 | De'Von Achane | at Indianapolis | 9/7 |
| Rushing Touchdowns | 1 | De'Von Achane | vs. N.Y. Jets | 9/29 |
| | | Ollie Gordon II | at Buffalo | 9/18 |
| RECEIVING | | | | |
| Pass Receptions | 8 | De'Von Achane | vs. New England | 9/14 |
| Receiving Yards | 110 | Jaylen Waddle | at Carolina | 10/5 |
| Touchdown Receptions | 2 | Darren Waller | vs. N.Y. Jets | 9/29 |
| PASSING | | | | |
| Passes Completed | 27 | Tua Tagovailoa | at Carolina | 10/5 |
| Passes Attempted | 36 | Tua Tagovailoa | at Carolina | 10/5 |
| Completion Percentage | 81.3 | Tua Tagovailoa | vs. New England | 9/14 |
| Passing Yards | 315 | Tua Tagovailoa | vs. New England | 9/14 |
| Yards Per Attempt | 9.8 | Tua Tagovailoa | vs. New England | 9/14 |
| Touchdown Passes | 3 | Tua Tagovailoa | at Carolina | 10/5 |
| Passer Rating | 122.0 | Tua Tagovailoa | at Carolina | 10/5 |
| PUNT RETURNS | | | | |
| Punt Returns | 3 | Malik Washington | at Carolina | 10/5 |
| Punt Return Yards | 74 | Malik Washington | vs. New England | 9/14 |
| KICKOFF RETURNS | | | | |
| Kickoff Returns | 4 | Malik Washington | at Carolina | 10/5 |
| | | Dee Eskridge | vs. New England | 9/14 |
| | | Dee Eskridge | at Indianapolis | 9/7 |
| Kickoff Return Yards | 109 | Dee Eskridge | at Indianapolis | 9/7 |
| PUNTS | | | | |
| Punts | 6 | Jake Bailey | at Carolina | 10/5 |
| Punts Inside the 20 | 3 | Jake Bailey | at Carolina | 10/5 |
| | | Jake Bailey | vs. N.Y. Jets | 9/29 |
| Punting Average | 52.0 | Jake Bailey | at Carolina | 10/5 |
| INTERCEPTIONS | | | | |
| Interceptions Made | 1 | Minkah Fitzpatrick | at Carolina | 10/5 |
| INT Return Yards | 7 | Minkah Fitzpatrick | at Carolina | 10/5 |
| TACKLES | | | | |
| Tackles | 18 | Jordyn Brooks | vs. N.Y. Jets | 9/29 |
| Sacks | 1.0 | Bradley Chubb | at Carolina | 10/5 |
| | | Jaelan Phillips | at Carolina | 10/5 |
| | | Tyrel Dodson | vs. N.Y. Jets | 9/29 |
| | | Rasul Douglas | vs. N.Y. Jets | 9/29 |
| | | Bradley Chubb | at Buffalo | 9/18 |
| | | Tyrel Dodson | at Buffalo | 9/18 |
| | | Jordyn Brooks | vs. New England | 9/14 |
| | | Bradley Chubb | vs. New England | 9/14 |
| | | Chop Robinson | vs. New England | 9/14 |
| | | Bradley Chubb | at Indianapolis | 9/7 |
| SCORING | | | | |
| Touchdowns | 2 | Darren Waller | vs. N.Y. Jets | 9/29 |
| Field Goals Attempted | 2 | Riley Patterson | vs. N.Y. Jets | 9/29 |
| | | Riley Patterson | vs. New England | 9/14 |
| Field Goals Made | 2 | Riley Patterson | vs. N.Y. Jets | 9/29 |
| | | Riley Patterson | vs. New England | 9/14 |
| MISC. YARDS | | | | |
| Yards From Scrimmage | 122 | De'Von Achane | vs. New England | 9/14 |
| Combined Net Yards | 147 | Malik Washington | vs. New England | 9/14 |

2025 REGULAR SEASON MIAMI DOLPHINS LONGEST PLAYS

| | | | OPPONENT | DATE |
|----------------------------------|----|--------------------|-----------------|------|
| RUSHING | | | | |
| Run From Scrimmage | 26 | De'Von Achane | at Indianapolis | 9/7 |
| Touchdown Run | 9 | De'Von Achane | vs. N.Y. Jets | 9/29 |
| RECEIVING | | | | |
| Pass Reception | 47 | Tyreek Hill | vs. New England | 9/14 |
| Touchdown Reception | 46 | Jaylen Waddle | at Carolina | 10/5 |
| PASSING | | | | |
| Passing Long | 47 | Tua Tagovailoa | vs. New England | 9/14 |
| Touchdown Pass Long | 46 | Tua Tagovailoa | at Carolina | 10/5 |
| RETURNS | | | | |
| Longest Opponent's Fumble Return | 4 | Jaelan Phillips | vs. N.Y. Jets | 9/29 |
| Punt Return | 74 | Malik Washington | vs. New England | 9/14 |
| Kickoff Return | 54 | Dee Eskridge | at Buffalo | 9/18 |
| Interception Return | 7 | Minkah Fitzpatrick | at Carolina | 10/5 |
| KICKING | | | | |
| Punt | 64 | Jake Bailey | vs. N.Y. Jets | 9/29 |
| Field Goal | 47 | Riley Patterson | vs. N.Y. Jets | 9/29 |
| Field Goal Attempt | 47 | Riley Patterson | vs. N.Y. Jets | 9/29 |

OPPONENT - INDIVIDUAL

| | | | OPPONENT | DATE |
|------------------|-----|-------------|-------------|------|
| RUSHING | | | | |
| Rushing Attempts | 23 | Rico Dowdle | at Carolina | 10/5 |
| Rushing Yards | 206 | Rico Dowdle | at Carolina | 10/5 |

STATISTICAL BESTS



| | | | | |
|---------------------------------------------|-------|---------------------|-----------------|------|
| Rushing Average | 11.6 | Justin Fields | vs. N.Y. Jets | 9/29 |
| Rushing Touchdowns | 2 | Daniel Jones | at Indianapolis | 9/7 |
| RECEIVING | | | | |
| Pass Receptions | 7 | Tyler Warren | at Indianapolis | 9/7 |
| Receiving Yards | 88 | Rhamondre Stevenson | vs. New England | 9/14 |
| Touchdown Receptions | 1 | Mitchell Evans | at Carolina | 10/5 |
| | | Xavier Legette | at Carolina | 10/5 |
| | | Garrett Wilson | vs. N.Y. Jets | 9/29 |
| | | Jackson Hawes | at Buffalo | 9/18 |
| | | Dalton Kincaid | at Buffalo | 9/18 |
| | | Khalil Shakir | at Buffalo | 9/18 |
| | | Kayshon Boutte | vs. New England | 9/14 |
| | | Mack Hollins | vs. New England | 9/14 |
| | | Michael Pittman Jr. | at Indianapolis | 9/7 |
| PASSING | | | | |
| Passes Completed | 22 | Josh Allen | at Buffalo | 9/18 |
| | | Daniel Jones | at Indianapolis | 9/7 |
| Passes Attempted | 30 | Bryce Young | at Carolina | 10/5 |
| Completion Percentage | 82.6 | Drake Maye | vs. New England | 9/14 |
| Passing Yards | 272 | Daniel Jones | at Indianapolis | 9/7 |
| Yards Per Attempt | 10.0 | Drake Maye | vs. New England | 9/14 |
| Touchdown Passes | 3 | Josh Allen | at Buffalo | 9/18 |
| Passer Rating | 137.3 | Drake Maye | vs. New England | 9/14 |
| PUNT RETURNS | | | | |
| Punt Returns | 2 | Brandon Codrington | at Buffalo | 9/18 |
| Punt Return Yards | 18 | Isaiah Williams | vs. N.Y. Jets | 9/29 |
| KICKOFF RETURNS | | | | |
| Kickoff Returns | 6 | Antonio Gibson | vs. New England | 9/14 |
| Kickoff Return Yards | 171 | Antonio Gibson | vs. New England | 9/14 |
| PUNTS | | | | |
| Punts | 3 | Sam Martin | at Carolina | 10/5 |
| Punts Inside the 20 | 1 | Austin McNamara | vs. N.Y. Jets | 9/29 |
| Punting Average | 68.0 | Bryce Baringer | vs. New England | 9/14 |
| INTERCEPTIONS | | | | |
| Interceptions Made | 1 | Terrel Bernard | at Buffalo | 9/18 |
| | | Marte Mapu | vs. New England | 9/14 |
| | | Camryn Bynum | at Indianapolis | 9/7 |
| | | Laiatu Latu | at Indianapolis | 9/14 |
| INT Return Yards | 24 | Terrel Bernard | at Buffalo | 9/18 |
| TACKLES | | | | |
| Tackles | 10 | Jamien Sherwood | vs. N.Y. Jets | 9/29 |
| Sacks | 2.0 | Milton Williams | vs. New England | 9/14 |
| SCORING | | | | |
| Touchdowns | 2 | Daniel Jones | at Indianapolis | 9/7 |
| Field Goals Attempted | 4 | Spencer Shrader | at Indianapolis | 9/7 |
| Field Goals Made | 4 | Spencer Shrader | at Indianapolis | 9/7 |
| MISC. YARDS | | | | |
| Yards From Scrimmage | 234 | Rico Dowdle | at Carolina | 10/5 |
| Combined Net Yards | 234 | Rico Dowdle | at Carolina | 10/5 |
| 2025 REGULAR SEASON OPPONENTS LONGEST PLAYS | | | | |
| | | RUSHING | OPPONENT | DATE |
| Run From Scrimmage | 53 | Rico Dowdle | at Carolina | 10/5 |
| Touchdown Run | 43 | Justin Fields | vs. N.Y. Jets | 9/29 |
| RECEIVING | | | | |
| Pass Reception | 55 | Rhamondre Stevenson | vs. New England | 9/14 |
| Touchdown Reception | 27 | Michael Pittman Jr. | at Indianapolis | 9/7 |
| PASSING | | | | |
| Passing Long | 55 | Drake Maye | vs. New England | 9/14 |
| Touchdown Pass Long | 27 | Daniel Jones | at Indianapolis | 9/7 |
| RETURNS | | | | |
| Longest Opponent's Fumble Return | 2 | Xavien Howard | at Indianapolis | 9/7 |
| Punt Return | 18 | Isaiah Williams | vs. N.Y. Jets | 9/29 |
| Kickoff Return | 90 | Antonio Gibson | vs. New England | 9/14 |
| Interception Return | 24 | Terrel Bernard | at Buffalo | 9/18 |
| KICKING | | | | |
| Punt | 71 | Bryce Baringer | vs. New England | 9/14 |
| Field Goal | 58 | Nick Folk | vs. N.Y. Jets | 9/29 |
| Field Goal Attempt | 58 | Nick Folk | vs. N.Y. Jets | 9/29 |



IN 2025 MIAMI WAS...

| | | | |
|-----------------------------------|-----|----------------------------------|-----|
| DOLPHINS LEAD AFTER 1ST QUARTER | 1-1 | DOLPHINS ON THE ROAD | 0-3 |
| DOLPHINS LEAD AFTER 2ND QUARTER | 1-1 | DOLPHINS INDOORS | 0-1 |
| DOLPHINS LEAD AFTER 3RD QUARTER | 1-1 | DOLPHINS OUTDOORS | 1-2 |
| DOLPHINS BEHIND AFTER 1ST QUARTER | 0-2 | DOLPHINS ON ARTIFICIAL TURF | 0-3 |
| DOLPHINS BEHIND AFTER 2ND QUARTER | 0-2 | DOLPHINS ON GRASS | 1-1 |
| DOLPHINS BEHIND AFTER 3RD QUARTER | 0-3 | DOLPHINS WIN COIN TOSS | 1-1 |
| DOLPHINS SCORE FIRST | 1-2 | DOLPHINS SCORE 21 OR MORE POINTS | 1-3 |
| OPPONENT SCORES FIRST | 0-2 | DOLPHINS ALLOW 20 OR LESS POINTS | 0-0 |
| SCORE TIED AT HALFTIME | 0-1 | GAME GOES TO OVERTIME | 0-0 |
| HOME | 1-1 | ONE SCORE GAMES | 1-2 |

DRIVE PRODUCTION

| DATE | TEAMS | DRIVES | 3/OUT | TD | FGA | FGM | PNT | DWN | TRN | SAF | CLK | POINTS | PTS/DRV | EFF |
|--------|-----------------|--------|-------|----|-----|-----|-----|-----|-----|-----|-----|--------|---------|-------|
| 9/7 | Miami | 7 | 1 | 1 | 0 | 0 | 1 | 1 | 3 | 0 | 1 | 8 | 1.14 | 0.143 |
| | at Indianapolis | 7 | 0 | 3 | 4 | 4 | 0 | 0 | 0 | 0 | 0 | 33 | 4.71 | 1.000 |
| 9/14 | Miami | 8 | 1 | 2 | 2 | 2 | 2 | 1 | 1 | 0 | 0 | 20 | 2.50 | 0.500 |
| | New England | 10 | 3 | 3 | 2 | 2 | 2 | 0 | 0 | 0 | 2 | 26 | 2.60 | 0.600 |
| 9/18 | Miami | 9 | 4 | 3 | 0 | 0 | 4 | 0 | 1 | 0 | 1 | 21 | 2.33 | 0.333 |
| | at Buffalo | 9 | 2 | 4 | 2 | 1 | 2 | 0 | 0 | 0 | 1 | 31 | 3.44 | 0.556 |
| 9/29 | Miami | 9 | 4 | 3 | 2 | 2 | 4 | 0 | 0 | 0 | 0 | 27 | 3.00 | 0.556 |
| | N.Y. Jets | 10 | 0 | 2 | 2 | 2 | 2 | 0 | 2 | 0 | 1 | 21 | 2.10 | 0.400 |
| 10/5 | Miami | 10 | 4 | 3 | 1 | 1 | 6 | 0 | 0 | 0 | 0 | 24 | 2.40 | 0.400 |
| | at Carolina | 11 | 2 | 3 | 2 | 2 | 3 | 0 | 2 | 0 | 1 | 27 | 2.45 | 0.455 |
| TOTALS | DOLPHINS | 43 | 14 | 12 | 5 | 5 | 17 | 2 | 5 | 0 | 2 | 100 | 2.33 | 0.395 |
| | OPPONENTS | 47 | 7 | 15 | 12 | 11 | 9 | 0 | 4 | 0 | 5 | 138 | 2.94 | 0.574 |

RED ZONE PRODUCTION

| DOLPHINS | | | | | | | | | | | | | | |
|----------|-----------------|-----|----|-----|------|----------|----|-----|----------|-----|-----|------|------|------------|
| Date | Opponent | Pos | TD | PAT | 2-Pt | Miss PAT | FG | FGA | Blk/ MFG | INT | Fum | Dwns | Half | Drive Ends |
| 9/7 | at Indianapolis | 1 | 1 | 0 | 1 | 0 | 0 | 0 | 0 | 0 | 0 | 0 | 0 | Game |
| 9/14 | New England | 2 | 1 | 1 | 0 | 0 | 1 | 1 | 0 | 0 | 0 | 0 | 0 | Pts |
| 9/18 | at Buffalo | 3 | 3 | 3 | 0 | 0 | 0 | 0 | 0 | 0 | 0 | 0 | 0 | TD% |
| 9/29 | N.Y. Jets | 4 | 3 | 3 | 0 | 0 | 1 | 1 | 0 | 0 | 0 | 0 | 0 | Pct. |
| 10/5 | at Carolina | 3 | 2 | 2 | 0 | 0 | 1 | 1 | 0 | 0 | 0 | 0 | 0 | Pts/Poss |
| TOTALS | | 13 | 10 | 9 | 1 | 0 | 3 | 3 | 0 | 0 | 0 | 0 | 0 | 80 |
| | | | | | | | | | | | | | | 76.9 |
| | | | | | | | | | | | | | | 100.0 |
| | | | | | | | | | | | | | | 6.2 |

OPPONENT

| Date | Opponent | Pos | TD | PAT | 2-Pt | Miss PAT | FG | FGA | Blk/ MFG | INT | Fum | Dwns | Half | Drive Ends |
|--------|-----------------|-----|----|-----|------|----------|----|-----|----------|-----|-----|------|------|------------|
| 09/07 | at Indianapolis | 6 | 3 | 3 | 0 | 0 | 3 | 3 | 0 | 0 | 0 | 0 | 0 | Pts |
| 09/14 | New England | 4 | 3 | 0 | 1 | 2 | 1 | 1 | 0 | 0 | 0 | 0 | 0 | TD% |
| 09/18 | at Buffalo | 4 | 3 | 3 | 0 | 0 | 0 | 1 | 1 | 0 | 0 | 0 | 0 | Pct. |
| 09/29 | N.Y. Jets | 2 | 0 | 0 | 0 | 0 | 1 | 1 | 0 | 0 | 1 | 0 | 0 | Pts/Poss |
| 10/05 | at Carolina | 5 | 3 | 3 | 0 | 0 | 2 | 2 | 0 | 0 | 0 | 0 | 0 | 5.0 |
| TOTALS | | 21 | 12 | 9 | 1 | 2 | 7 | 8 | 1 | 0 | 1 | 0 | 0 | 104 |
| | | | | | | | | | | | | | | 57.1 |
| | | | | | | | | | | | | | | 90.5 |
| | | | | | | | | | | | | | | 5.0 |

BLOCKS

| | FGs | PATs | PUNTS | TOTAL |
|--------------|-----|------|-------|-------|
| BY DOLPHINS | - | - | - | - |
| BY OPPONENTS | - | - | - | - |



TURNOVERS

| DATE | OPPONENT | TAKEAWAYS | | | GIVEAWAYS | | | SPECIAL TEAMS | | DIFFERENTIAL | W | L |
|------|-----------------|-----------|---------|-------|-----------|---------|-------|---------------|------|--------------|---|---|
| | | INT | FUMBLES | TOTAL | INT | FUMBLES | TOTAL | GIVE | TAKE | | | |
| 9/7 | at Indianapolis | 0 | 0 | 0 | 2 | 1 | 3 | 0 | 0 | -3 | 0 | 1 |
| 9/14 | New England | 0 | 0 | 0 | 1 | 0 | 1 | 0 | 0 | -1 | 0 | 1 |
| 9/18 | at Buffalo | 0 | 0 | 0 | 1 | 0 | 1 | 0 | 0 | -1 | 0 | 1 |
| 9/29 | N.Y. Jets | 0 | 2 | 2 | 0 | 0 | 0 | 0 | 1 | 3 | 1 | 0 |
| 10/5 | at Carolina | 1 | 1 | 2 | 0 | 0 | 0 | 0 | 0 | 2 | 0 | 1 |
| | 2025 TOTALS | 1 | 3 | 4 | 4 | 1 | 5 | 0 | 1 | 0 | 1 | 4 |

BIG PLAYS AND BIG GAMES

DOLPHINS BIG PLAYS

| PASSING (25+ YARDS) | | RUSHING (15+ YARDS) | |
|---------------------|-----------------------------|---------------------|----------------------------|
| 47 | T. Tagovailoa vs NE, 09/14 | 26 | D. Achane at IND, 09/07 |
| 46t | T. Tagovailoa at CAR, 10/05 | 21 | D. Achane vs NYJ, 09/29 |
| 34 | T. Tagovailoa at CAR, 10/05 | 18 | M. Washington vs NE, 09/14 |
| 29t | T. Tagovailoa vs NE, 09/14 | 16 | O. Gordon II at BUF, 09/18 |
| 28 | T. Tagovailoa vs NYJ, 09/29 | 15 | D. Achane at IND, 09/07 |
| 25 | T. Tagovailoa vs NYJ, 09/29 | | |

OPPONENTS BIG PLAYS

| PASSING (25+ YARDS) | | RUSHING (15+ YARDS) | |
|---------------------|-------------------------|---------------------|---------------------------|
| 55 | D. Maye vs NE, 09/14 | 53 | R. Dowdle at CAR, 10/05 |
| 36 | D. Jones at IND, 09/07 | 43t | J. Fields vs NYJ, 09/29 |
| 30 | J. Allen at BUF, 09/18 | 43 | R. Dowdle at CAR, 10/05 |
| 29 | B. Young at CAR, 10/05 | 26 | J. Cook III at BUF, 09/18 |
| 28 | J. Fields vs NYJ, 09/29 | 25 | R. Dowdle at CAR, 10/05 |
| 27t | D. Jones at IND, 09/07 | 23 | B. Hall vs NYJ, 09/29 |
| 27 | J. Fields vs NYJ, 09/29 | 21 | R. Stevenson vs NE, 09/14 |
| | | 19 | J. Allen at BUF, 09/18 |
| | | 19 | J. Fields vs NYJ, 09/29 |
| | | 17 | B. Hall vs NYJ, 09/29 |
| | | 16 | J. Cook III at BUF, 09/18 |
| | | 16 | R. Dowdle at CAR, 10/05 |
| | | 15 | A. Dulin at IND, 09/07 |
| | | 15 | J. Taylor at IND, 09/07 |
| | | 15 | A. Gibson vs NE, 09/14 |
| | | 15 | B. Allen vs NYJ, 09/29 |

DOLPHINS BIG GAMES
100-YARD PASS RECEIVERS

| DATE | OPPONENT | PLAYER | REC. | YDS. | AVG. | LG | TD |
|------|--------------|---------------|------|------|------|-----|----|
| 9/14 | vs. Patriots | Tyreek Hill | 6 | 109 | 18.2 | 47 | 0 |
| 10/5 | at Panthers | Jaylen Waddle | 6 | 110 | 18.3 | 46t | 1 |

300-YARD PASSERS

| DATE | OPPONENT | PLAYER | ATT. | YDS. | COMP. | LG | TD |
|------|--------------|----------------|------|------|-------|----|----|
| 9/14 | vs. Patriots | Tua Tagovailoa | 32 | 315 | 26 | 47 | 2 |

OPPONENTS BIG GAMES
100-YARD RUSHERS

| DATE | OPPONENT | PLAYER | ATT. | YDS. | AVG. | LG | TD |
|------|-------------|----------------|------|------|------|----|----|
| 9/18 | at Bills | James Cook III | 19 | 108 | 5.7 | 26 | 1 |
| 10/5 | at Panthers | Rico Dowdle | 23 | 206 | 9.0 | 53 | 1 |

GAME-BY-GAME STARTERS & INACTIVES



| DATE | OPPONENT | OFFENSE | | | | | | | | | | | | FB | RB |
|-------|-----------------|-----------|---------|--------------|-----------|------------|------------|----------|----------|---------------|---------------|-----------|-----------|----|----|
| | | WR | LT | LG | C | RG | RT | TE | WR | WR | QB | QB | QB | | |
| 9/7 | at Indianapolis | J. Waddle | P. Paul | J. Savainaea | A. Brewer | J. Daniels | A. Jackson | Ju. Hill | Ty. Hill | -- | T. Tagovailoa | A. Ingold | D. Achane | | |
| 9/14 | New England | J. Waddle | P. Paul | J. Savainaea | A. Brewer | K. Smith | L. Borom | Ju. Hill | Ty. Hill | -- | T. Tagovailoa | A. Ingold | D. Achane | | |
| 9/18 | at Buffalo | J. Waddle | P. Paul | J. Savainaea | A. Brewer | K. Smith | L. Borom | Ju. Hill | Ty. Hill | M. Washington | T. Tagovailoa | -- | D. Achane | | |
| 9/29 | N.Y. Jets | J. Waddle | P. Paul | J. Savainaea | A. Brewer | C. Strange | L. Borom | Ju. Hill | Ty. Hill | M. Washington | T. Tagovailoa | -- | D. Achane | | |
| 10/5 | at Carolina | J. Waddle | P. Paul | J. Savainaea | A. Brewer | C. Strange | L. Borom | J. Hill | -- | M. Washington | T. Tagovailoa | A. Ingold | D. Achane | | |
| 10/12 | | -- | -- | -- | -- | -- | -- | -- | -- | -- | -- | -- | -- | | |
| 10/19 | | -- | -- | -- | -- | -- | -- | -- | -- | -- | -- | -- | -- | | |
| 10/26 | | -- | -- | -- | -- | -- | -- | -- | -- | -- | -- | -- | -- | | |
| 10/30 | | -- | -- | -- | -- | -- | -- | -- | -- | -- | -- | -- | -- | | |
| 11/9 | | -- | -- | -- | -- | -- | -- | -- | -- | -- | -- | -- | -- | | |
| 11/16 | | -- | -- | -- | -- | -- | -- | -- | -- | -- | -- | -- | -- | | |
| 11/30 | | -- | -- | -- | -- | -- | -- | -- | -- | -- | -- | -- | -- | | |
| 12/7 | | -- | -- | -- | -- | -- | -- | -- | -- | -- | -- | -- | -- | | |
| 12/15 | | -- | -- | -- | -- | -- | -- | -- | -- | -- | -- | -- | -- | | |
| 12/21 | | -- | -- | -- | -- | -- | -- | -- | -- | -- | -- | -- | -- | | |
| 12/28 | | -- | -- | -- | -- | -- | -- | -- | -- | -- | -- | -- | -- | | |
| 1/4 | | -- | -- | -- | -- | -- | -- | -- | -- | -- | -- | -- | -- | | |

| DATE | OPPONENT | DT | DT | DT | DT | DEFENSE | | | | | | | | | | S | S | S |
|-------|-----------------|--------------|-----------|----------|-----------|------------|--------------|----------|-----------|-----------|-----------|------------|--------------|----------------|---------------|---|---|---|
| | | | | | | LB | LB | LB | LB | LB | CB | CB | S | S | S | | | |
| 9/7 | at Indianapolis | Be. Jones | Z. Sieler | K. Grant | -- | -- | J. Phillips | B. Chubb | J. Brooks | T. Dodson | Ja. Jones | S. Duck | I. Melflonwu | M. Fitzpatrick | -- | | | |
| 9/14 | New England | Jo. Phillips | Z. Sieler | K. Grant | -- | -- | Ja. Phillips | B. Chubb | J. Brooks | T. Dodson | J. Jones | R. Douglas | I. Melflonwu | M. Fitzpatrick | -- | | | |
| 9/18 | at Buffalo | Jo. Phillips | Z. Sieler | -- | -- | -- | Ja. Phillips | B. Chubb | J. Brooks | T. Dodson | J. Jones | R. Douglas | A. Davis | M. Fitzpatrick | D. Trader Jr. | | | |
| 9/29 | N.Y. Jets | Jo. Phillips | Z. Sieler | K. Grant | M. Butler | -- | Ja. Phillips | B. Chubb | J. Brooks | T. Dodson | J. Jones | -- | A. Davis | M. Fitzpatrick | -- | | | |
| 10/5 | at Carolina | Jo. Phillips | Z. Sieler | -- | -- | W. Gay Jr. | Ja. Phillips | B. Chubb | J. Brooks | T. Dodson | J. Jones | R. Douglas | A. Davis | M. Fitzpatrick | -- | | | |
| 10/12 | | -- | -- | -- | -- | -- | -- | -- | -- | -- | -- | -- | -- | -- | -- | | | |
| 10/19 | | -- | -- | -- | -- | -- | -- | -- | -- | -- | -- | -- | -- | -- | -- | | | |
| 10/26 | | -- | -- | -- | -- | -- | -- | -- | -- | -- | -- | -- | -- | -- | -- | | | |
| 10/30 | | -- | -- | -- | -- | -- | -- | -- | -- | -- | -- | -- | -- | -- | -- | | | |
| 11/9 | | -- | -- | -- | -- | -- | -- | -- | -- | -- | -- | -- | -- | -- | -- | | | |
| 11/16 | | -- | -- | -- | -- | -- | -- | -- | -- | -- | -- | -- | -- | -- | -- | | | |
| 11/30 | | -- | -- | -- | -- | -- | -- | -- | -- | -- | -- | -- | -- | -- | -- | | | |
| 12/7 | | -- | -- | -- | -- | -- | -- | -- | -- | -- | -- | -- | -- | -- | -- | | | |
| 12/15 | | -- | -- | -- | -- | -- | -- | -- | -- | -- | -- | -- | -- | -- | -- | | | |
| 12/21 | | -- | -- | -- | -- | -- | -- | -- | -- | -- | -- | -- | -- | -- | -- | | | |
| 12/28 | | -- | -- | -- | -- | -- | -- | -- | -- | -- | -- | -- | -- | -- | -- | | | |
| 1/4 | | -- | -- | -- | -- | -- | -- | -- | -- | -- | -- | -- | -- | -- | -- | | | |

GAME-BY-GAME INACTIVES

| DATE | OPPONENT | 1 | 2 | 3 | 4 | 5 | 6 | 7 |
|-------|----------|-------------------|-----------|------------------|------------------|---------------|---------------|---------------|
| 09/07 | at IND | <u>Z. Biggers</u> | E. Bonner | <u>Q. Ewers*</u> | K. Lamm | D. Waller | T. Washington | J. Wright |
| 09/14 | NE | E. Bonner | S. Duck | <u>Q. Ewers*</u> | B. Jones | D. Waller | T. Washington | J. Wright |
| 09/18 | at BUF | <u>Z. Biggers</u> | J. Brents | S. Duck | <u>Q. Ewers*</u> | I. Melifonwu | D. Waller | T. Washington |
| 09/29 | NYJ | <u>Z. Biggers</u> | E. Bonner | S. Duck | <u>Q. Ewers*</u> | T. Washington | -- | -- |
| 10/05 | at CAR | <u>Z. Biggers</u> | S. Duck | <u>Q. Ewers*</u> | C. Wilson Jr. | J. Wright | -- | -- |
| 10/12 | LAC | -- | -- | -- | -- | -- | -- | -- |
| 10/19 | at CLE | -- | -- | -- | -- | -- | -- | -- |
| 10/26 | at ATL | -- | -- | -- | -- | -- | -- | -- |
| 10/30 | BAL | -- | -- | -- | -- | -- | -- | -- |
| 11/09 | BUF | -- | -- | -- | -- | -- | -- | -- |
| 11/16 | WAS | -- | -- | -- | -- | -- | -- | -- |
| 11/30 | NO | -- | -- | -- | -- | -- | -- | -- |
| 12/07 | at NYJ | -- | -- | -- | -- | -- | -- | -- |
| 12/15 | at PIT | -- | -- | -- | -- | -- | -- | -- |
| 12/21 | CIN | -- | -- | -- | -- | -- | -- | -- |
| 12/28 | TB | -- | -- | -- | -- | -- | -- | -- |
| 01/04 | at NE | -- | -- | -- | -- | -- | -- | -- |

*Inactive QB3

GAME-BY-GAME OFFENSE & DEFENSE



| GAME-BY-GAME OFFENSE | | | | | | | | | | | | | | | | | | Totals |
|----------------------|--------------------|----------------------|---------------------|-----------------------|--------------------|-----------------------|---------------------|---------------------|-----------------------|----------------------|-----------------------|----------------------|--------------------|---------------------|-----------------------|----------------------|-------------------|--------|
| | Sep. 7 @ IND | Sep. 14 vs. NE | Sep. 18 @ BUF | Sep. 29 vs. NYJ | Oct. 5 @ CAR | Oct. 12 vs. LAC | Oct. 19 @ CLE | Oct. 26 @ ATL | Oct. 30 vs. BAL | Nov. 9 vs. BUF | Nov. 16 vs. WAS | Nov. 30 vs. NO | Dec. 7 @ NYJ | Dec. 15 @ PIT | Dec. 21 vs. CIN | Dec. 28 vs. TB | Jan. 4 @ NE | |
| SCORING | | | | | | | | | | | | | | | | | | |
| Points | 8 | 27 | 21 | 27 | 24 | | | | | | | | | | | | | 107 |
| OT | 0 | 0 | 0 | 0 | 0 | | | | | | | | | | | | | 0 |
| Time of Possession | 21:17 | 26:15 | 28:13 | 30:48 | 28:46 | | | | | | | | | | | | | 27:03 |
| FIRST DOWNS | | | | | | | | | | | | | | | | | | |
| Total | 12 | 16 | 19 | 19 | 15 | | | | | | | | | | | | | 81 |
| Rushing | 3 | 1 | 8 | 5 | 2 | | | | | | | | | | | | | 19 |
| Passing | 9 | 15 | 11 | 12 | 13 | | | | | | | | | | | | | 60 |
| Penalty | 0 | 0 | 0 | 2 | 0 | | | | | | | | | | | | | 2 |
| THIRD DOWNS | | | | | | | | | | | | | | | | | | |
| Attempts | 10 | 10 | 15 | 12 | 13 | | | | | | | | | | | | | 60 |
| Converted | 5 | 4 | 10 | 4 | 5 | | | | | | | | | | | | | 28 |
| FOURTH DOWNS | | | | | | | | | | | | | | | | | | |
| Attempts | 2 | 2 | 1 | 1 | 1 | | | | | | | | | | | | | 7 |
| Converted | 1 | 0 | 1 | 1 | 1 | | | | | | | | | | | | | 4 |
| TOT. OFFENSE | | | | | | | | | | | | | | | | | | |
| Net Yards | 211 | 358 | 276 | 300 | 248 | | | | | | | | | | | | | 1,393 |
| Plays | 46 | 52 | 59 | 56 | 53 | | | | | | | | | | | | | 266 |
| Avg./Play | 4.6 | 6.9 | 4.7 | 5.4 | 4.7 | | | | | | | | | | | | | 5.2 |
| PENALTIES | | | | | | | | | | | | | | | | | | |
| Number | 3 | 10 | 6 | 6 | 9 | | | | | | | | | | | | | 34 |
| Yards | 15 | 65 | 57 | 40 | 64 | | | | | | | | | | | | | 241 |
| FUMBLES | | | | | | | | | | | | | | | | | | |
| Lost | 1 | 0 | 0 | 0 | 0 | | | | | | | | | | | | | 1 |

| GAME-BY-GAME DEFENSE | | | | | | | | | | | | | | | | | | Totals |
|----------------------|-------------------|--------------------|-------------------|---------------------|-------------------|---------------------|-------------------|-------------------|---------------------|---------------------|---------------------|--------------------|-------------------|-------------------|---------------------|--------------------|------------------|--------|
| | 09/07 @ IND | 09/14 vs. NE | 09/18 @ BUF | 09/29 vs. NYJ | 10/05 @ CAR | 10/12 vs. LAC | 10/19 @ CLE | 10/26 @ ATL | 10/30 vs. BAL | 11/09 vs. BUF | 11/16 vs. WAS | 11/30 vs. NO | 12/07 @ NYJ | 12/15 @ PIT | 12/21 vs. CIN | 12/28 vs. TB | 01/04 @ NE | |
| FIRST DOWNS | | | | | | | | | | | | | | | | | | |
| Total | 27 | 18 | 23 | 23 | 26 | | | | | | | | | | | | | 117 |
| Rushing | 11 | 8 | 8 | 9 | 8 | | | | | | | | | | | | | 44 |
| Passing | 14 | 9 | 12 | 12 | 12 | | | | | | | | | | | | | 59 |
| Penalty | 2 | 1 | 3 | 2 | 6 | | | | | | | | | | | | | 14 |
| THIRD DOWNS | | | | | | | | | | | | | | | | | | |
| Converted | 7 | 7 | 6 | 4 | 5 | | | | | | | | | | | | | 29 |
| Attempts | 15 | 12 | 11 | 9 | 11 | | | | | | | | | | | | | 58 |
| FOURTH DOWNS | | | | | | | | | | | | | | | | | | |
| Attempts | 3 | 1 | 0 | 2 | 2 | | | | | | | | | | | | | 8 |
| Converted | 3 | 1 | 0 | 1 | 2 | | | | | | | | | | | | | 7 |
| TOT. OFFENSE | | | | | | | | | | | | | | | | | | |
| Net Yards | 418 | 333 | 360 | 404 | 418 | | | | | | | | | | | | | 1,933 |
| Plays | 70 | 55 | 57 | 57 | 65 | | | | | | | | | | | | | 304 |
| Avg./Play | 6.0 | 6.1 | 6.3 | 7.1 | 6.4 | | | | | | | | | | | | | 6.4 |
| PENALTIES | | | | | | | | | | | | | | | | | | |
| Number | 4 | 12 | 3 | 13 | 8 | | | | | | | | | | | | | 40 |
| Yards | 45 | 75 | 35 | 101 | 46 | | | | | | | | | | | | | 302 |
| FUMBLES | | | | | | | | | | | | | | | | | | |
| Lost | 0 | 0 | 0 | 3 | 1 | | | | | | | | | | | | | 4 |
| SCORING | | | | | | | | | | | | | | | | | | |
| Points | 33 | 33 | 31 | 21 | 27 | | | | | | | | | | | | | 145 |
| OT | 0 | 0 | 0 | 0 | 0 | | | | | | | | | | | | | 0 |
| Time of Possession | 38:43 | 33:45 | 31:47 | 29:12 | 31:14 | | | | | | | | | | | | | 32:56 |

GAME-BY-GAME RUSHING/RECEIVING



GAME-BY-GAME RUSHING

| DATE | OPP. | DEV'ON ACHANE | | | | | MALIK WASHINGTON | | | | | OLLIE GORDON II | | | | | TUA TAGOVAILOA | | | | | ZACH WILSON | | | | |
|---------------|-----------------|---------------|------------|------------|-----------|----------|------------------|-----------|------------|-----------|----------|-----------------|-----------|------------|-----------|----------|----------------|-----------|------------|----------|----------|--------------|----------|------------|----------|----------|
| | | NO. | YDS | AVG | LG | TD | NO. | YDS | AVG | LG | TD | NO. | YDS | AVG | LG | TD | NO. | YDS | AVG | LG | TD | NO. | YDS | AVG | LG | TD |
| 9/7 | at Indianapolis | 7 | 55 | 7.9 | 26 | 0 | 1 | 9 | 9.0 | 9 | 0 | 2 | 4 | 2.0 | 3 | 0 | 1 | 7 | 7.0 | 7 | 0 | 1 | 3 | 3.0 | 3 | 0 |
| 9/14 | New England | 11 | 30 | 2.7 | 9 | 0 | 3 | 23 | 7.7 | 18 | 0 | 1 | 8 | 8.0 | 8 | 0 | 0 | 0 | 0.0 | -- | 0 | DID NOT PLAY | | | | |
| 9/18 | at Buffalo | 12 | 62 | 5.2 | 14 | 0 | 2 | 20 | 10.0 | 14 | 0 | 9 | 38 | 4.2 | 16 | 1 | 2 | 10 | 5.0 | 8 | 0 | DID NOT PLAY | | | | |
| 9/29 | N.Y. Jets | 20 | 99 | 5.0 | 21 | 1 | 2 | 8 | 4.0 | 8 | 0 | 6 | 10 | 1.7 | 7 | 0 | 3 | 6 | 2.0 | 5 | 0 | DID NOT PLAY | | | | |
| 10/5 | at Carolina | 10 | 16 | 1.6 | 6 | 0 | 0 | 0 | 0.0 | -- | 0 | 3 | -2 | -0.7 | 3 | 0 | 1 | 5 | 5.0 | 5 | 0 | DID NOT PLAY | | | | |
| 10/12 | L.A. Chargers | | | | | | | | | | | | | | | | | | | | | | | | | |
| 10/19 | at Cleveland | | | | | | | | | | | | | | | | | | | | | | | | | |
| 10/26 | at Atlanta | | | | | | | | | | | | | | | | | | | | | | | | | |
| 10/30 | Baltimore | | | | | | | | | | | | | | | | | | | | | | | | | |
| 11/9 | Buffalo | | | | | | | | | | | | | | | | | | | | | | | | | |
| 11/16 | Washington | | | | | | | | | | | | | | | | | | | | | | | | | |
| 11/30 | New Orleans | | | | | | | | | | | | | | | | | | | | | | | | | |
| 12/7 | at N.Y. Jets | | | | | | | | | | | | | | | | | | | | | | | | | |
| 12/15 | at Pittsburgh | | | | | | | | | | | | | | | | | | | | | | | | | |
| 12/21 | Cincinnati | | | | | | | | | | | | | | | | | | | | | | | | | |
| 12/28 | Tampa Bay | | | | | | | | | | | | | | | | | | | | | | | | | |
| TBD | at New England | | | | | | | | | | | | | | | | | | | | | | | | | |
| TOTALS | | 60 | 262 | 4.4 | 26 | 1 | 8 | 60 | 7.5 | 18 | 0 | 21 | 58 | 2.8 | 16 | 1 | 7 | 28 | 4.0 | 8 | 0 | 1 | 3 | 3.0 | 3 | 0 |

GAME-BY-GAME RECEIVING

| DATE | OPP. | JAYLEN WADDLE | | | | | TYREEK HILL | | | | | DEV'ON ACHANE | | | | | DARREN WALLER | | | | |
|---------------|-----------------|---------------|------------|-------------|-----------|----------|-----------------|------------|-------------|-----------|----------|---------------|------------|------------|-----------|----------|---------------|------------|-------------|-----------|----------|
| | | NO. | YDS | AVG | LG | TD | NO. | YDS | AVG | LG | TD | NO. | YDS | AVG | LG | TD | NO. | YDS | AVG | LG | TD |
| 09/07 | at Indianapolis | 4 | 30 | 7.5 | 16 | 0 | 4 | 40 | 10.0 | 21 | 0 | 3 | 20 | 6.7 | 11 | 1 | INACTIVE | | | | |
| 09/14 | New England | 5 | 68 | 13.6 | 23 | 1 | 6 | 109 | 18.2 | 47 | 0 | 8 | 92 | 11.5 | 29 | 1 | INACTIVE | | | | |
| 09/18 | at Buffalo | 5 | 39 | 7.8 | 15 | 1 | 5 | 49 | 9.8 | 19 | 1 | 7 | 29 | 4.1 | 15 | 0 | INACTIVE | | | | |
| 09/29 | N.Y. Jets | 3 | 48 | 16.0 | 25 | 0 | 6 | 67 | 11.2 | 28 | 0 | 1 | 2 | 2.0 | 2 | 0 | 3 | 27 | 9.0 | 14 | 2 |
| 10/05 | at Carolina | 6 | 110 | 18.3 | 46 | 1 | INJURED RESERVE | | | | | 6 | 30 | 5.0 | 10 | 1 | 5 | 78 | 15.6 | 34 | 1 |
| 10/12 | L.A. Chargers | | | | | | | | | | | | | | | | | | | | |
| 10/19 | at Cleveland | | | | | | | | | | | | | | | | | | | | |
| 10/26 | at Atlanta | | | | | | | | | | | | | | | | | | | | |
| 10/30 | Baltimore | | | | | | | | | | | | | | | | | | | | |
| 11/09 | Buffalo | | | | | | | | | | | | | | | | | | | | |
| 11/16 | Washington | | | | | | | | | | | | | | | | | | | | |
| 11/30 | New Orleans | | | | | | | | | | | | | | | | | | | | |
| 12/07 | at N.Y. Jets | | | | | | | | | | | | | | | | | | | | |
| 12/15 | at Pittsburgh | | | | | | | | | | | | | | | | | | | | |
| 12/21 | Cincinnati | | | | | | | | | | | | | | | | | | | | |
| 12/28 | Tampa Bay | | | | | | | | | | | | | | | | | | | | |
| TBD | at New England | | | | | | | | | | | | | | | | | | | | |
| TOTALS | | 23 | 295 | 12.8 | 46 | 3 | 21 | 265 | 12.6 | 47 | 1 | 25 | 173 | 6.9 | 29 | 3 | 8 | 105 | 13.1 | 34 | 3 |

| DATE | OPP. | TANNER CONNER | | | | | MALIK WASHINGTON | | | | | JULIAN HILL | | | | | NICK WESTBROOK-IKHINE | | | | |
|---------------|-----------------|---------------|-----------|------------|-----------|----------|------------------|-----------|------------|-----------|----------|-------------|-----------|------------|-----------|----------|-----------------------|-----------|------------|-----------|----------|
| | | NO. | YDS | AVG | LG | TD | NO. | YDS | AVG | LG | TD | NO. | YDS | AVG | LG | TD | NO. | YDS | AVG | LG | TD |
| 09/07 | at Indianapolis | 2 | 20 | 10.0 | 14 | 0 | 2 | 20 | 10.0 | 11 | 0 | 0 | 0 | 0.0 | -- | 0 | 1 | 7 | 7.0 | 7 | 0 |
| 09/14 | New England | 0 | 0 | 0.0 | -- | 0 | 1 | 2 | 2.0 | 2 | 0 | 0 | 0 | 0.0 | -- | 0 | 2 | 18 | 9.0 | 11 | 0 |
| 09/18 | at Buffalo | 1 | 13 | 13.0 | 13 | 0 | 3 | 12 | 4.0 | 5 | 0 | 1 | 4 | 4.0 | 4 | 0 | 0 | 0 | 0.0 | -- | 0 |
| 09/29 | N.Y. Jets | 0 | 0 | 0.0 | -- | 0 | 2 | 13 | 6.5 | 9 | 0 | 1 | 19 | 19.0 | 19 | 0 | 1 | 1 | 1.0 | 1 | 0 |
| 10/05 | at Carolina | 2 | 16 | 8.0 | 15 | 0 | 4 | 0 | 0.0 | 8 | 0 | 4 | 22 | 5.5 | 8 | 0 | 0 | 0 | 0.0 | -- | 0 |
| 10/12 | L.A. Chargers | | | | | | | | | | | | | | | | | | | | |
| 10/19 | at Cleveland | | | | | | | | | | | | | | | | | | | | |
| 10/26 | at Atlanta | | | | | | | | | | | | | | | | | | | | |
| 10/30 | Baltimore | | | | | | | | | | | | | | | | | | | | |
| 11/09 | Buffalo | | | | | | | | | | | | | | | | | | | | |
| 11/16 | Washington | | | | | | | | | | | | | | | | | | | | |
| 11/30 | New Orleans | | | | | | | | | | | | | | | | | | | | |
| 12/07 | at N.Y. Jets | | | | | | | | | | | | | | | | | | | | |
| 12/15 | at Pittsburgh | | | | | | | | | | | | | | | | | | | | |
| 12/21 | Cincinnati | | | | | | | | | | | | | | | | | | | | |
| 12/28 | Tampa Bay | | | | | | | | | | | | | | | | | | | | |
| TBD | at New England | | | | | | | | | | | | | | | | | | | | |
| TOTALS | | 5 | 49 | 9.8 | 15 | 0 | 12 | 47 | 3.9 | 11 | 0 | 6 | 45 | 7.5 | 19 | 0 | 4 | 26 | 6.5 | 11 | 0 |

| DATE | OPP. | DEE ESKRIDGE | | | | | ALEC INGOLD | | | | | OLLIE GORDON II | | | | |
|---------------|-----------------|--------------|-----------|------------|----------|----------|-------------|-----------|------------|----------|----------|-----------------|----------|------------|----------|----------|
| | | NO. | YDS | AVG | LG | TD | NO. | YDS | AVG | LG | TD | NO. | YDS | AVG | LG | TD |
| 09/07 | at Indianapolis | 1 | 9 | 9.0 | 9 | 0 | 1 | 1 | 1.0 | 1 | 0 | 1 | -1 | -1.0 | -1 | 0 |
| 09/14 | New England | 1 | 8 | 8.0 | 8 | 0 | 2 | 13 | 6.5 | 9 | 0 | 1 | 5 | 5.0 | 5 | 0 |
| 09/18 | at Buffalo | 0 | 0 | 0.0 | -- | 0 | 0 | 0 | 0.0 | -- | 0 | 0 | 0 | 0.0 | -- | 0 |
| 09/29 | N.Y. Jets | 0 | 0 | 0.0 | -- | 0 | 0 | 0 | 0.0 | -- | 0 | 0 | 0 | 0.0 | -- | 0 |
| 10/05 | at Carolina | 0 | 0 | 0.0 | -- | 0 | 0 | 0 | 0.0 | -- | 0 | 0 | 0 | 0.0 | -- | 0 |
| 10/12 | L.A. Chargers | | | | | | | | | | | | | | | |
| 10/19 | at Cleveland | | | | | | | | | | | | | | | |
| 10/26 | at Atlanta | | | | | | | | | | | | | | | |
| 10/30 | Baltimore | | | | | | | | | | | | | | | |
| 11/09 | Buffalo | | | | | | | | | | | | | | | |
| 11/16 | Washington | | | | | | | | | | | | | | | |
| 11/30 | New Orleans | | | | | | | | | | | | | | | |
| 12/07 | at N.Y. Jets | | | | | | | | | | | | | | | |
| 12/15 | at Pittsburgh | | | | | | | | | | | | | | | |
| 12/21 | Cincinnati | | | | | | | | | | | | | | | |
| 12/28 | Tampa Bay | | | | | | | | | | | | | | | |
| TBD | at New England | | | | | | | | | | | | | | | |
| TOTALS | | 2 | 17 | 8.5 | 9 | 0 | 3 | 14 | 4.7 | 9 | 0 | 2 | 4 | 2.0 | 5 | 0 |

GAME-BY-GAME PASSING



PASSING:

TUA TAGOVAILOA

| DATE | OPP. | ATT | CMP | YDS | CMP% | Y/A | Y/C | TD | TD% | INT | INT% | LG | SK/YD | RATE |
|---------------|-----------------|------------|------------|--------------|--------------|------------|------------|-----------|-------------|----------|-------------|-----------|--------------|--------------|
| 09/07 | at Indianapolis | 23 | 14 | 114 | 60.9% | 5.0 | 8.1 | 1 | 4.3% | 2 | 8.7% | 21 | 3/13 | 51.7 |
| 09/14 | New England | 32 | 26 | 315 | 81.3% | 9.8 | 12.1 | 2 | 6.3% | 1 | 3.1% | 47 | 5/18 | 115.5 |
| 09/18 | at Buffalo | 34 | 22 | 146 | 64.7% | 4.3 | 6.6 | 2 | 5.9% | 1 | 2.9% | 19 | 0/0 | 81.2 |
| 09/29 | N.Y. Jets | 25 | 17 | 177 | 68.0% | 7.1 | 10.4 | 2 | 8.0% | 0 | 0.0% | 28 | 0/0 | 114.9 |
| 10/05 | at Carolina | 36 | 27 | 256 | 75.0% | 7.1 | 9.5 | 3 | 8.3% | 0 | 0.0% | 46t | 3/27 | 122.0 |
| 10/12 | L.A. Chargers | | | | | | | | | | | | | |
| 10/19 | at Cleveland | | | | | | | | | | | | | |
| 10/26 | at Atlanta | | | | | | | | | | | | | |
| 10/30 | Baltimore | | | | | | | | | | | | | |
| 11/09 | Buffalo | | | | | | | | | | | | | |
| 11/16 | Washington | | | | | | | | | | | | | |
| 11/30 | New Orleans | | | | | | | | | | | | | |
| 12/07 | at N.Y. Jets | | | | | | | | | | | | | |
| 12/15 | at Pittsburgh | | | | | | | | | | | | | |
| 12/21 | Cincinnati | | | | | | | | | | | | | |
| 12/28 | Tampa Bay | | | | | | | | | | | | | |
| TBD | at New England | | | | | | | | | | | | | |
| TOTALS | | 150 | 106 | 1,008 | 70.7% | 6.7 | 9.5 | 10 | 6.7% | 4 | 2.7% | 47 | 11/58 | 100.1 |

PASSING:

ZACH WILSON

| DATE | OPP. | ATT | CMP | YDS | CMP% | Y/A | Y/C | TD | TD% | INT | INT% | LG | SK/YD | RATE |
|---------------|-----------------|----------|----------|-----------|--------------|------------|------------|----------|-------------|----------|-------------|-----------|------------|-------------|
| 09/07 | at Indianapolis | 8 | 5 | 32 | 62.5% | 4.0 | 6.4 | 0 | 0.0% | 0 | 0.0% | 11 | 0/0 | 70.8 |
| 09/14 | New England | | | | | | | | | | | | | |
| 09/18 | at Buffalo | | | | | | | | | | | | | |
| 09/29 | N.Y. Jets | | | | | | | | | | | | | |
| 10/05 | at Carolina | | | | | | | | | | | | | |
| 10/12 | L.A. Chargers | | | | | | | | | | | | | |
| 10/19 | at Cleveland | | | | | | | | | | | | | |
| 10/26 | at Atlanta | | | | | | | | | | | | | |
| 10/30 | Baltimore | | | | | | | | | | | | | |
| 11/09 | Buffalo | | | | | | | | | | | | | |
| 11/16 | Washington | | | | | | | | | | | | | |
| 11/30 | New Orleans | | | | | | | | | | | | | |
| 12/07 | at N.Y. Jets | | | | | | | | | | | | | |
| 12/15 | at Pittsburgh | | | | | | | | | | | | | |
| 12/21 | Cincinnati | | | | | | | | | | | | | |
| 12/28 | Tampa Bay | | | | | | | | | | | | | |
| TBD | at New England | | | | | | | | | | | | | |
| TOTALS | | 8 | 5 | 32 | 62.5% | 4.0 | 6.4 | 0 | 0.0% | 0 | 0.0% | 11 | 0/0 | 70.8 |

PASSING:

QUINN EWERS

| DATE | OPP. | ATT | CMP | YDS | CMP% | Y/A | Y/C | TD | TD% | INT | INT% | LG | SK/YD | RATE |
|---------------|-----------------|----------|----------|----------|-------------|------------|------------|----------|-------------|----------|-------------|----------|------------|------------|
| 09/07 | at Indianapolis | | | | | | | | | | | | | |
| 09/14 | New England | | | | | | | | | | | | | |
| 09/18 | at Buffalo | | | | | | | | | | | | | |
| 09/29 | N.Y. Jets | | | | | | | | | | | | | |
| 10/05 | at Carolina | | | | | | | | | | | | | |
| 10/12 | L.A. Chargers | | | | | | | | | | | | | |
| 10/19 | at Cleveland | | | | | | | | | | | | | |
| 10/26 | at Atlanta | | | | | | | | | | | | | |
| 10/30 | Baltimore | | | | | | | | | | | | | |
| 11/09 | Buffalo | | | | | | | | | | | | | |
| 11/16 | Washington | | | | | | | | | | | | | |
| 11/30 | New Orleans | | | | | | | | | | | | | |
| 12/07 | at N.Y. Jets | | | | | | | | | | | | | |
| 12/15 | at Pittsburgh | | | | | | | | | | | | | |
| 12/21 | Cincinnati | | | | | | | | | | | | | |
| 12/28 | Tampa Bay | | | | | | | | | | | | | |
| TBD | at New England | | | | | | | | | | | | | |
| TOTALS | | 0 | 0 | 0 | 0.0% | 0.0 | 0.0 | 0 | 0.0% | 0 | 0.0% | — | 0/0 | 0.0 |

PLAYER PARTICIPATION



| PLAYERS | AT/IND | NE | AT/BUF | NYJ | AT/CAR | LAC | AT/CLE | AT/ATL | BAL | BUF | WAS | NO | AT/NYJ | AT/PIT | CIN | TB | AT/NE | GP | GS | DNP | IN |
|------------------------|--------|------|--------|------|--------|-----|--------|--------|-----|-----|-----|----|--------|--------|-----|----|-------|----|----|-----|----|
| Achane, De'Von | RB | RB | RB | RB | RB | - | - | - | - | - | - | - | - | - | - | - | - | 5 | 5 | 0 | 0 |
| Armstrong, Cornell | PS | DNP | X | X | X | - | - | - | - | - | - | - | - | - | - | - | - | 3 | 0 | 1 | 0 |
| Bailey, Jake | X | X | X | X | X | - | - | - | - | - | - | - | - | - | - | - | - | 5 | 0 | 0 | 0 |
| Bell, Quinton | PS | PS | PS | PS | PS | - | - | - | - | - | - | - | - | - | - | - | - | 0 | 0 | 0 | 0 |
| Biggers, Zeek | INA | X | INA | INA | INA | - | - | - | - | - | - | - | - | - | - | - | - | 1 | 0 | 0 | 4 |
| Bonner, Ethan | INA | INA | X | INA | X | - | - | - | - | - | - | - | - | - | - | - | - | 2 | 0 | 0 | 3 |
| Borom, Larry | X | RT | RT | RT | RT | - | - | - | - | - | - | - | - | - | - | - | - | 5 | 4 | 0 | 0 |
| Brents, Juju | DNP | X | INA | X | X | - | - | - | - | - | - | - | - | - | - | - | - | 3 | 0 | 1 | 1 |
| Brewer, Aaron | C | C | C | C | C | - | - | - | - | - | - | - | - | - | - | - | - | 5 | 5 | 0 | 0 |
| Britt, K.J. | C | X | X | X | X | - | - | - | - | - | - | - | - | - | - | - | - | 5 | 0 | 0 | 0 |
| Brooks, Jordyn | LB | LB | LB | LB | LB | - | - | - | - | - | - | - | - | - | - | - | - | 5 | 5 | 0 | 0 |
| Brunskill, Daniel | DNP | X | X | X | X | - | - | - | - | - | - | - | - | - | - | - | - | 4 | 0 | 1 | 0 |
| Burns, Artie | IR | IR | IR | IR | IR | - | - | - | - | - | - | - | - | - | - | - | - | 0 | 0 | 0 | 0 |
| Butler, Matthew | X | X | X | DT | X | - | - | - | - | - | - | - | - | - | - | - | - | 5 | 1 | 0 | 0 |
| Cajuste, Yodny | IR | IR | IR | IR | IR | - | - | - | - | - | - | - | - | - | - | - | - | 0 | 0 | 0 | 0 |
| Campbell, Elijah | X | X | X | X | X | - | - | - | - | - | - | - | - | - | - | - | - | 5 | 0 | 0 | 0 |
| Cardona, Joe | X | X | X | X | X | - | - | - | - | - | - | - | - | - | - | - | - | 5 | 0 | 0 | 0 |
| Chubb, Bradley | LB | LB | LB | LB | LB | - | - | - | - | - | - | - | - | - | - | - | - | 5 | 5 | 0 | 0 |
| Colbert, Jordan | PS | PS | X | PS | PS | - | - | - | - | - | - | - | - | - | - | - | - | 0 | 0 | 0 | 0 |
| Conner, Tanner | X | X | X | X | X | - | - | - | - | - | - | - | - | - | - | - | - | 5 | 0 | 0 | 0 |
| Conyers, Jalin | IR | IR | IR | IR | IR | - | - | - | - | - | - | - | - | - | - | - | - | 0 | 0 | 0 | 0 |
| Daniels, Braeden | PS | PS | PS | PS | PS | - | - | - | - | - | - | - | - | - | - | - | - | 0 | 0 | 0 | 0 |
| Daniels, James | RG | IR | IR | IR | IR | - | - | - | - | - | - | - | - | - | - | - | - | 1 | 1 | 0 | 0 |
| Davis, Ashtyn | X | X | S | S | S | - | - | - | - | - | - | - | - | - | - | - | - | 5 | 3 | 0 | 0 |
| Dodson, Tyrel | LB | LB | LB | LB | LB | - | - | - | - | - | - | - | - | - | - | - | - | 5 | 5 | 0 | 0 |
| Douglas, Rasul | X | CB | CB | CB | X | CB | - | - | - | - | - | - | - | - | - | - | - | 5 | 3 | 0 | 0 |
| Duck, Storm | CB | INA | INA | INA | INA | - | - | - | - | - | - | - | - | - | - | - | - | 1 | 1 | 0 | 4 |
| Eichenberg, Liam | PUP | PUP | PUP | PUP | PUP | - | - | - | - | - | - | - | - | - | - | - | - | 0 | 0 | 0 | 0 |
| Eskridge, Dee | X | X | X | X | X | - | - | - | - | - | - | - | - | - | - | - | - | 5 | 0 | 0 | 0 |
| Ewers, Quinn | INA* | INA* | INA* | INA* | INA* | - | - | - | - | - | - | - | - | - | - | - | - | 0 | 0 | 0 | 5 |
| Fitzpatrick, Minkah | S | S | S | S | S | - | - | - | - | - | - | - | - | - | - | - | - | 5 | 5 | 0 | 0 |
| Gay Jr., Willie | X | X | X | X | LB | - | - | - | - | - | - | - | - | - | - | - | - | 5 | 1 | 0 | 0 |
| Goode, Cameron | X | X | X | X | X | - | - | - | - | - | - | - | - | - | - | - | - | 5 | 0 | 0 | 0 |
| Gordon II, Ollie | X | X | X | X | X | - | - | - | - | - | - | - | - | - | - | - | - | 5 | 0 | 0 | 0 |
| Grant, Kenneth | DT | DT | X | DT | X | - | - | - | - | - | - | - | - | - | - | - | - | 5 | 3 | 0 | 0 |
| Henning, AJ | PS | PS | PS | PS | PS | - | - | - | - | - | - | - | - | - | - | - | - | 0 | 0 | 0 | 0 |
| Hill, Julian | TE | TE | TE | TE | TE | - | - | - | - | - | - | - | - | - | - | - | - | 5 | 5 | 0 | 0 |
| Hill, Tyreek | WR | WR | WR | WR | WR | - | - | - | - | - | - | - | - | - | - | - | - | 4 | 4 | 0 | 0 |
| Huntley, Alex | PS | PS | PS | PS | PS | - | - | - | - | - | - | - | - | - | - | - | - | 0 | 0 | 0 | 0 |
| Iledi, Germain | IR | IR | IR | IR | IR | - | - | - | - | - | - | - | - | - | - | - | - | 0 | 0 | 0 | 0 |
| Ingold, Alec | FB | FB | X | X | X | - | - | - | - | - | - | - | - | - | - | - | - | 5 | 2 | 0 | 0 |
| Jackson, Austin | RT | IR | IR | IR | IR | - | - | - | - | - | - | - | - | - | - | - | - | 1 | 1 | 0 | 0 |
| Johnson, Caleb | ^ | ^ | ^ | ^ | PS | - | - | - | - | - | - | - | - | - | - | - | - | 0 | 0 | 0 | 0 |
| Johnson, Isaiah | PS | PS | PS | PS | PS | - | - | - | - | - | - | - | - | - | - | - | - | 0 | 0 | 0 | 0 |
| Jones, Benito | DT | INA | X | X | X | - | - | - | - | - | - | - | - | - | - | - | - | 4 | 1 | 0 | 1 |
| Jones, Jack | CB | CB | CB | CB | CB | - | - | - | - | - | - | - | - | - | - | - | - | 5 | 5 | 0 | 0 |
| Judon, Matthew | X | X | X | X | X | - | - | - | - | - | - | - | - | - | - | - | - | 5 | 0 | 0 | 0 |
| Kohou, Kader | IR | IR | IR | IR | IR | - | - | - | - | - | - | - | - | - | - | - | - | 0 | 0 | 0 | 0 |
| Lamm, Kendall | INA | X | X | X | X | - | - | - | - | - | - | - | - | - | - | - | - | 4 | 0 | 0 | 1 |
| Maitre, Jason | IR | IR | IR | IR | IR | - | - | - | - | - | - | - | - | - | - | - | - | 0 | 0 | 0 | 0 |
| Marshall Jr., Jason | X | X | X | IR | IR | - | - | - | - | - | - | - | - | - | - | - | - | 3 | 0 | 0 | 0 |
| Mattison, Alexander | IR | IR | IR | IR | IR | - | - | - | - | - | - | - | - | - | - | - | - | 0 | 0 | 0 | 0 |
| McLendon, Derrick | PS | PS | PS | PS | PS | - | - | - | - | - | - | - | - | - | - | - | - | 0 | 0 | 0 | 0 |
| Melifonwu, Ifeatu | S | S | INA | X | X | - | - | - | - | - | - | - | - | - | - | - | - | 4 | 2 | 0 | 1 |
| Meyer, Andrew | IR | IR | IR | IR | IR | - | - | - | - | - | - | - | - | - | - | - | - | 0 | 0 | 0 | 0 |
| Patterson, Riley | X | X | X | X | X | - | - | - | - | - | - | - | - | - | - | - | - | 5 | 0 | 0 | 0 |
| Paul, Patrick | LT | LT | LT | LT | LT | - | - | - | - | - | - | - | - | - | - | - | - | 5 | 5 | 0 | 0 |
| Phillips, Jaelan | LB | LB | LB | LB | LB | - | - | - | - | - | - | - | - | - | - | - | - | 5 | 5 | 0 | 0 |
| Phillips, Jordan | X | RG | RG | RG | RG | - | - | - | - | - | - | - | - | - | - | - | - | 5 | 4 | 0 | 0 |
| Priebe, Josh | PS | PS | PS | PS | PS | - | - | - | - | - | - | - | - | - | - | - | - | 0 | 0 | 0 | 0 |
| Robinson, Chop | X | X | X | X | X | - | - | - | - | - | - | - | - | - | - | - | - | 5 | 0 | 0 | 0 |
| Rucci, Hayden | PS | PS | PS | PS | PS | - | - | - | - | - | - | - | - | - | - | - | - | 0 | 0 | 0 | 0 |
| Sanders, Jason | IR | IR | IR | IR | IR | - | - | - | - | - | - | - | - | - | - | - | - | 0 | 0 | 0 | 0 |
| Saunders Jr., John | PS | PS | PS | PS | PS | - | - | - | - | - | - | - | - | - | - | - | - | 0 | 0 | 0 | 0 |
| Savainaea, Jonah | LG | LG | LG | LG | LG | - | - | - | - | - | - | - | - | - | - | - | - | 5 | 5 | 0 | 0 |
| Sieler, Zach | DT | DT | DT | DT | DT | - | - | - | - | - | - | - | - | - | - | - | - | 5 | 5 | 0 | 0 |
| Smith, Cam | NFI | NFI | NFI | NFI | NFI | - | - | - | - | - | - | - | - | - | - | - | - | 0 | 0 | 0 | 0 |
| Smith, Kion | X | RG | RG | RG | RG | - | - | - | - | - | - | - | - | - | - | - | - | 5 | 2 | 0 | 0 |
| Strange, Cole | ^ | DNP | DNP | DNP | DNP | - | - | - | - | - | - | - | - | - | - | - | - | 2 | 2 | 0 | 0 |
| Tagovailoa, Tua | QB | QB | QB | QB | QB | - | - | - | - | - | - | - | - | - | - | - | - | 5 | 5 | 0 | 0 |
| Telford, Kadeem | ^ | ^ | ^ | ^ | PS | - | - | - | - | - | - | - | - | - | - | - | - | 0 | 0 | 0 | 0 |
| Trader Jr., Dante | X | X | S | X | X | - | - | - | - | - | - | - | - | - | - | - | - | 5 | 1 | 0 | 0 |
| Waddle, Jaylen | WR | WR | WR | WR | WR | - | - | - | - | - | - | - | - | - | - | - | - | 5 | 5 | 0 | 0 |
| Waller, Darren | INA | INA | INA | X | X | - | - | - | - | - | - | - | - | - | - | - | - | 2 | 0 | 0 | 3 |
| Washington, Malik | X | X | WR | WR | WR | - | - | - | - | - | - | - | - | - | - | - | - | 5 | 3 | 0 | 0 |
| Washington, Tahj | INA | INA | INA | INA | X | - | - | - | - | - | - | - | - | - | - | - | - | 1 | 0 | 0 | 4 |
| Wease Jr., Theo | PS | PS | PS | PS | PS | - | - | - | - | - | - | - | - | - | - | - | - | 0 | 0 | 0 | 0 |
| Westbrook-Ikhine, Nick | X | X | X | X | X | - | - | - | - | - | - | - | - | - | - | - | - | 5 | 0 | 0 | 0 |
| Wilson Jr., Cedrick | ^ | ^ | ^ | ^ | INA | - | - | - | - | - | - | - | - | - | - | - | - | 0 | 0 | 0 | 1 |
| Wilson Jr., Jeff | X | X | PS | PS | PS | - | - | - | - | - | - | - | - | - | - | - | - | 2 | 0 | 0 | 0 |
| Wilson, Zach | X | DNP | DNP | DNP | DNP | - | - | - | - | - | - | - | - | - | - | - | - | 1 | 0 | 4 | 0 |
| Wright, Jaylen | INA | INA | DNP | DNP | INA | - | - | - | - | - | - | - | - | - | - | - | - | 0 | 0 | 2 | 3 |

LEGEND:

CAPS=Starter, X=Player was a substitution, INA=On Inactive List, INA*=Inactive - QB3, DNP=Did Not Play, PS=Practice Squad, NOT=Not on Roster, IR=Injured Reserve, PUP=Active/PUP, NFI=Non-Football Illness (NFI), ^=With Other Team



THE LAST TIME (TEAM)

| BY DOLPHINS | | BY OPPONENT |
|----------------------------------------------------------------|-----------------------------------------------|------------------------------------------------------------|
| 32-26, vs. N.Y. Jets, 12/8/24 | WON IN OVERTIME | 28-31, at Las Vegas, 9/26/21 |
| 20-17, vs. Jacksonville, 9/8/24 | WON BY SCORING IN THE LAST 2 MINUTES | 24-27, at Carolina, 10/5/25 |
| 32-26, vs. N.Y. Jets, 12/8/24 | TIED BY SCORING IN THE LAST 2 MINUTES | 38-35, vs. Cincinnati, 12/22/19 |
| 30-0, vs. N.Y. Jets, 12/17/23 | SHUTOUT AN OPPONENT | 0-35, vs. Buffalo, 9/19/21 |
| 30-0, vs. N.Y. Jets, 12/17/23 | WON BY 20+ POINTS | 8-33, at Indianapolis, 9/7/25 |
| 42-38, at Baltimore, 9/18/22 | WON AFTER TRAILING BY 20+ POINTS | 34-46, vs. New Orleans, 10/25/09 |
| 34-15, vs. New England, 11/24/24 | HELD A 28+ POINT LEAD | 8-33, at Indianapolis, 9/7/25 |
| 34-15, vs. New England, 11/24/24 | HELD A 21+ POINT LEAD | 8-33, at Indianapolis, 9/7/25 |
| 24 (2nd quarter), vs. New England, 11/24/24 | SCORED 20+ POINTS IN A QUARTER | 21 (2nd and 4th quarter), at Baltimore, 12/31/23 |
| 24 (2nd quarter), vs. New England, 11/24/24 | SCORED 20+ POINTS IN A HALF | 20 (1st half), at Indianapolis, 9/7/25 |
| 20-3, at Cleveland, 12/29/24 | HELD OPPONENT WITHOUT A TD | 3-24, at Seattle, 9/22/24 |
| 2 offense, 1 defense, vs. Tennessee, 12/11/23 | SCORED TD ON OFFENSE AND DEFENSE | 1 offense, 1 defense, vs. New England, 11/24/24 |
| 2 offense, 1 defense & 1 special teams, vs. L.A. Rams, 11/1/20 | SCORED TD ON OFFENSE, DEFENSE & SPECIAL TEAMS | 6 offense, 1 defense & 1 special teams, at Buffalo, 1/3/21 |
| vs. N.Y. Jets, 1/8/23 | SCORED SAFETY | vs. Arizona, 10/27/24 |

THE LAST TIME (OFFENSE)

| BY DOLPHINS | | BY OPPONENT |
|-----------------------------------------------------------------------------------------------------|-----------------------------------------|----------------------------------------------------------------------------------------------|
| 726, vs. Denver, 9/24/23 | 600+ NET YARDS OF OFFENSE | 643, vs. Baltimore, 9/8/19 |
| 524, vs. N.Y. Giants, 10/8/23 | 500+ NET YARDS OF OFFENSE | 558, at Tampa Bay, 10/10/21 |
| 400, vs. Jacksonville, 9/8/24 | 400+ NET YARDS OF OFFENSE | 418, at Carolina, 10/5/25 |
| 350, vs. Denver, 9/24/23 | 300+ NET RUSHING YARDS | 305, at Pittsburgh, 12/18/88 |
| 222, vs. N.Y. Giants, 10/8/23 | 200+ NET RUSHING YARDS | 239, at Carolina, 10/5/25 |
| 203, De'Von Achane, vs. Denver, 9/24/23 | 200-YARD RUSHING GAME | 206, Rico Dowdle, at Carolina, 10/5/25 |
| 151, De'Von Achane, vs. N.Y. Giants, 10/8/23 | 150-YARD RUSHING GAME | 206, Rico Dowdle, at Carolina, 10/5/25 |
| 121, De'Von Achane, at N.Y. Jets, 1/5/25 | 100-YARD RUSHING GAME | 206, Rico Dowdle, at Carolina, 10/5/25 |
| Mercury Morris (125) and Don Nottingham (102), at Green Bay, 10/5/75 | TWO 100-YARD RUSHERS | Ezekiel Elliott (125) and Tony Pollard (103), at Dallas, 9/22/19 |
| De'Von Achane, 203, vs. Denver, 9/24/23, 101, at Buffalo, 10/1/23 and 151, vs. N.Y. Giants, 10/8/23 | CONSECUTIVE 100-YARD RUSHING GAMES | Payton Barber, 111, at Las Vegas, 9/26/21 Jonathan Taylor, 103, vs. Indianapolis, 10/3/21 |
| De'Von Achane (151) and Raheem Mostert (65), vs. N.Y. Giants, 10/8/23 | COMBINED 200-YARDS RUSHING BY 2 PLAYERS | Austin Ekeler (117) and Joshua Kelley (91) at L.A. Chargers, 9/10/23 |
| 32, Jay Ajayi, at Buffalo, 12/24/16 | 30+ CARRIES | 32, Knile Davis, vs. Kansas City, 9/21/14 |
| 25, Duke Johnson, vs. New England, 1/9/22 | 25+ CARRIES | 26, D'Onta Foreman, at Tennessee, 1/3/22 |
| 85t, Lamar Miller, vs. Houston, 10/25/15 | 80+ YARD RUSHING PLAY | 81t, Earl Campbell, at Houston, 11/20/78 |
| 61, De'Von Achane, at N.Y. Jets, 1/5/25 | 60+ YARD RUSHING PLAY | 61t, Justin Fields, at Chicago, 11/6/22 |
| 61, De'Von Achane, at N.Y. Jets, 1/5/25 | 40+ YARD RUSHING PLAY | 53, Rico Dowdle, at Carolina, 10/5/25 |
| 2, Raheem Mostert, vs. Arizona, 10/27/24 | 2+ RUSHING TOUCHDOWNS | 2, Daniel Jones, at Indianapolis, 9/7/25 |



| THE LAST TIME (OFFENSE) | | |
|----------------------------------------------------------------------------------------------------------|--------------------------------------------------|-----------------------------------------------------------------------------------------------------------------------------|
| BY DOLPHINS | | BY OPPONENT |
| 466, at L.A. Chargers, 9/10/23 | 400+ NET PASSING YARDS (TEAM) | 437, at Tampa Bay, 10/10/21 |
| 336, at Green Bay, 11/28/24 | 300+ NET PASSING YARDS (TEAM) | 319, vs. N.Y. Jets, 12/8/24 |
| 50, Tua Tagovailoa, at Baltimore, 9/18/22 | 50+ PASS ATTEMPTS | 51, Justin Herbert, at L.A. Chargers, 12/11/22 |
| 41, Tyler Huntley, at N.Y. Jets, 1/5/25 | 40+ PASS ATTEMPTS | 47, Dorian Thompson-Robinson, at Cle., 12/29/24 |
| 33, Tua Tagovailoa, vs. N.Y. Jets, 12/8/24 | 30+ COMPLETIONS | 30, Gardner Minshew II, vs. Las Vegas, 11/17/24 |
| 27, Tua Tagovailoa, at Carolina, 10/5/25 | 25+ COMPLETIONS | 26, Brock Purdy, vs. San Francisco, 12/22/24 |
| vs. N.Y. Jets, 9/29/25 | NO SACKS ALLOWED | at Green Bay, 11/28/24 |
| Has never happened | PERFECT PASSER RATING (158.3) (MIN. 20 ATTEMPTS) | 158.3, Lamar Jackson, at Baltimore, 12/31/23 |
| 315, Tua Tagovailoa, vs. New England, 9/14/25 | 300+ YARD PASSER | 313, Brock Purdy, vs. San Francisco, 12/22/24 |
| Tua Tagovailoa, 317 vs. New England, 11/24/24, 365 at Green Bay, 11/28/24 and 331 vs. N.Y. Jets, 12/8/24 | CONSECUTIVE 300+ YARD PASSING GAMES | 321, Lamar Jackson, at Baltimore, 12/31/23 and 359, Josh Allen, vs. Buffalo, 1/7/23 |
| 4, Tua Tagovailoa vs. New England, 11/24/24 | 4+ TD PASSES | 4, Aaron Rodgers, at N.Y. Jets, 1/5/25 |
| 3, Tua Tagovailoa, at Carolina, 10/5/25 | 3+ TD PASSES | 3, Josh Allen, at Buffalo, 9/18/25 |
| 15, Chris Chambers, vs. Buffalo, 12/4/05 | 15+ RECEPTIONS | 15, Isaac Bruce, at St. Louis, 12/24/95 |
| 10, Tyreek Hill, vs. N.Y. Jets, 12/8/24 | 10+ RECEPTIONS | 13, Brock Bowers, vs. Las Vegas, 11/17/24 |
| 215, Tyreek Hill, at L.A. Chargers, 9/10/23 | 200-YARD RECEIVER | 221, Eric Decker, vs. N.Y. Jets, 12/28/14 |
| 157, Tyreek Hill, at Washington, 12/3/23 | 150-YARD RECEIVER | 163, Kyle Pitts, vs. Atlanta, 10/24/21 |
| 110, Jaylen Waddle, at Carolina, 10/5/25 | 100-YARD RECEIVER | 106, George Kittle, vs. San Francisco, 12/22/24 |
| Tyreek Hill (130) and Jaylen Waddle (109), vs. Jacksonville, 9/8/24 | TWO 100-YARD RECEIVERS IN SAME GAME | Trey McBride (124) and Marvin Harrison Jr. (111), vs. Arizona, 10/27/24 |
| 146, Tyreek Hill, vs. Las Vegas, 11/19/23 | CONSECUTIVE 100-YARD RECEIVING GAMES | 118, CeeDee Lamb vs. Dallas, 12/24/23, 106, Zay Flowers, at Baltimore, 12/31/23 and 105, Khalil Shakir, vs. Buffalo, 1/7/24 |
| 102, at N.Y. Jets, 11/24/23 and 157 at Washington, 12/3/23 | | |
| Jaylen Waddle, 118 (1st half), vs. New England, 11/24/24 | 100 YARDS RECEIVING IN A HALF | Zay Flowers, 100 (1st half), at Baltimore, 12/31/23 |
| Has never happened | 90+ YARD PASSING PLAY | 99t, Tom Brady to Wes Welker, vs. New England, 9/12/11 |
| 80t, Tua Tagovailoa to Tyreek Hill vs. Jacksonville, 9/8/24 | 80+ YARD PASSING PLAY | 85t, Derek Carr to Nelson Agholor, at Las Vegas, 12/26/20 |
| 80t, Tua Tagovailoa to Tyreek Hill, vs. Jacksonville, 9/8/24 | | |
| 63, Tua Tagovailoa to Jaylen Waddle, vs. Jacksonville, 9/8/24 | 60+ YARD PASSING PLAY | 63t, Josh Allen to Ray Davis, at Buffalo, 11/3/24 |
| 57t, Tua Tagovailoa to Jonnu Smith, vs. Las Vegas, 11/17/24 | 50+ YARD PASSING PLAY | 55, Drake Maye to Rhamondre Stevenson, vs. New England, 9/14/25 |
| 46t, Tua Tagovailoa to Jaylen Waddle, at Carolina, 10/5/25 | 40+ YARD PASSING PLAY | 55, Drake Maye to Rhamondre Stevenson, vs. New England, 9/14/25 |
| 3, Chris Chambers, vs. Dallas, 11/27/03 | 3+ TD RECEPTIONS | 3, Stefon Diggs, at Buffalo, 10/1/23 |
| 2, Darren Waller, vs. N.Y. Jets, 9/29/25 | 2+ TD RECEPTIONS | 2, Nico Collins, at Houston, 12/15/24 |
| De'Von Achane (120 rushing, 70 receiving), vs. San Francisco, 12/22/24 | LED TEAM IN RUSHING & RECEIVING IN SAME GAME | Rhamondre Stevenson, (54 rushing and 88 receiving), vs. New England, 9/14/25 |
| Raheem Mostert (115 rushing) and Tyreek Hill (163 receiving) vs. Carolina, 10/15/23 | 100-YARD RUSHER & 100-YARD RECEIVER IN SAME GAME | Lamar Jackson (119 rushing), Rashod Bateman (108 receiving)/Mark Andrews (104 receiving) at Baltimore, 9/18/22 |



THE LAST TIME (OFFENSE)

| BY DOLPHINS | | BY OPPONENT |
|--------------------------------------------------------------------------------------------------------------------|-------------------------------------------------------------------|------------------------------------------------------------------------------------------------------------------------------------------------|
| Tua Tagovailoa (308 passing), De'Von Achane (151 rushing) and Tyreek Hill (181 receiving) vs. N.Y. Giants, 10/8/23 | 100-YARD RUSHER, 100-YARD RECEIVER & 300-YARD PASSER IN SAME GAME | Lamar Jackson (318 passing), Lamar Jackson (119 rushing) and Rashod Bateman (108 receiving)/Mark Andrews (104 receiving) at Baltimore, 9/18/22 |
| De'Von Achane (1 rushing, 1 receiving), at Buffalo, 11/3/24 | 1+ RUSHING TD & 1+ RECEIVING TD IN SAME GAME | Tyreek Hill (1 rushing, 1 receiving), vs. Kansas City, 12/13/20 |
| Tyler Huntley (1 rushing, 1 passing), at Cleveland, 12/29/24 | 1+ PASSING TD & 1+ RUSHING TD IN SAME GAME | Daniel Jones (1 passing, 2 rushing), at Indianapolis, 9/7/25 |
| vs. N.Y. Jets, 9/29/25 | NO TURNOVERS | vs. New England, 9/14/25 |
| at Buffalo, 9/18/25 | TD SCORED ON FIRST DRIVE | vs. New England, 9/14/25 |
| Tua Tagovailoa to Julian Hill at Indianapolis, 9/7/25 | SUCCESSFUL 2-POINT CONVERSION | vs. N.Y. Jets, 9/29/25 |
| at Green Bay, 11/28/24 | FAILED 2-POINT CONVERSION | vs. Las Vegas, 11/17/24 |

THE LAST TIME (DEFENSE)

| BY DOLPHINS | | BY OPPONENT |
|--------------------------------------------------------------------|-------------------------------------------------------------|---------------------------------------------------------------------------|
| 76, vs. Buffalo, 10/21/73 | HELD OPPONENT UNDER 100 YARDS OF TOTAL OFFENSE | 65, at Seattle, 9/22/24 |
| 103, vs. N.Y. Jets, 12/17/23 | HELD OPPONENT UNDER 150 YARDS OF TOTAL OFFENSE | 145, vs. L.A. Rams, 11/1/20 |
| 181, at Houston, 12/15/24 | HELD OPPONENT UNDER 200 YARDS OF TOTAL OFFENSE | 184, vs. Tennessee, 9/30/24 |
| 276, at Cleveland, 12/29/24 | HELD OPPONENT UNDER 300 YARDS OF TOTAL OFFENSE | 280, at Cleveland, 12/29/24 |
| 23, vs. N.Y. Jets, 12/17/23 | HELD OPPONENT UNDER 30 YARDS RUSHING | 19, at Carolina, 10/5/25 |
| 23, vs. N.Y. Jets, 12/17/23 | HELD OPPONENT UNDER 50 YARDS RUSHING | 19, at Carolina, 10/5/25 |
| 60, vs. Las Vegas, 11/17/24 | HELD OPPONENT UNDER 75 YARDS RUSHING | 19, at Carolina, 10/5/25 |
| 81, vs. San Francisco, 12/22/24 | HELD OPPONENT UNDER 100 YARDS RUSHING | 19, at Carolina, 10/5/25 |
| 80, vs. N.Y. Jets, 12/17/23 | HELD OPPONENT UNDER 100 YARDS NET PASSING | 78, vs. Tennessee, 9/30/24 |
| 129, at Indianapolis, 10/20/24 | HELD OPPONENT UNDER 150 YARDS NET PASSING | 133, At Indianapolis, 9/7/25 |
| Louis Delmas (81) and Brent Grimes (22), at Jacksonville, 10/26/14 | 2+ INTERCEPTION RETURNS FOR TOUCHDOWNS BY TEAM IN SAME GAME | Stephon Gilmore (54) and Jamie Collins Sr. (69), vs. New England, 9/15/19 |
| 5t, Zach Sieler, vs. Tennessee, 12/11/23 | INTERCEPTION RETURN FOR A TD | 31t, Ja'Marcus Ingram, vs. Buffalo, 9/12/24 |
| 3, Sam Madison, vs. Tennessee, 11/7/99 | 3+ INTERCEPTIONS | 3, Nate Clements, at Buffalo, 10/20/02 |
| 2, Brandon Jones, vs. N.Y. Jets, 12/17/23 | 2+ INTERCEPTIONS | 2, Ashtyn Davis, at N.Y. Jets, 1/5/25 |
| 7, at N.Y. Jets, 11/24/23 | 7+ SACKS BY TEAM | 7, vs. Buffalo, 11/17/19 |
| 6, vs. N.Y. Jets, 12/17/23 | 6+ SACKS BY TEAM | 6, at Seattle, 9/22/24 |
| 6, vs. N.Y. Jets, 12/17/23 | 5+ SACKS BY TEAM | 5, vs. New England, 9/14/25 |



THE LAST TIME (DEFENSE)

| BY DOLPHINS | | BY OPPONENT |
|---------------------------------------------|--------------------------------|----------------------------------------------------|
| 4.0, Cameron Wake, at Tennessee, 10/18/15 | 4+ SACKS | Has never happened |
| 3.0, Bradley Chubb, vs. N.Y. Jets, 12/17/23 | 3+ SACKS | 3.0, Harold Landry, vs. Tennessee, 12/11/23 |
| 2.0, Zach Sieler, vs. N.Y. Jets, 12/8/24 | 2+ SACKS | 2.0, Milton Williams, vs. New England, 9/14/25 |
| 16t, Xavien Howard, vs. Houston, 11/27/22 | FUMBLE RECOVERED FOR TOUCHDOWN | 63t, Christian Gonzalez, vs. New England, 11/24/24 |

THE LAST TIME (SPECIAL TEAMS)

| BY DOLPHINS | | BY OPPONENT |
|----------------------------------------------------------|--------------------------------------------|------------------------------------------------|
| 101t, Jakeem Grant, vs. Buffalo, 11/17/19 | KICKOFF RETURN FOR A TD | 90t, Antonio Gibson, vs. New England, 9/14/25 |
| 94t, Mercury Morris, at New England, 12/5/71 | KICKOFF RETURN FOR A TD ON OPENING KICKOFF | 103t, Devin Duvernay, at Baltimore, 9/18/22 |
| 67, Malik Washington, at N.Y. Jets, 1/5/25 | 50+ YARD KICKOFF RETURN | 78, Justice Hill, at Baltimore, 12/31/23 |
| 74t, Malik Washington, vs. New England, 9/14/25 | PUNT RETURN FOR A TD | 96t, Deonte Harty, vs. Buffalo, 1/7/24 |
| 74t, Malik Washington, vs. New England, 9/14/25 | 50+ YARD PUNT RETURN | 96t, Deonte Harty, vs. Buffalo, 1/7/24 |
| Andrew Van Ginkel, at Chicago, 11/6/22 | BLOCKED PUNT RECOVERED FOR A TD | Chris Burkett, vs. N.Y. Jets, 9/29/91 |
| Jaelen Phillips, at Chicago, 11/6/22 | BLOCKED PUNT | Brenden Schooler, at New England, 10/6/24 |
| Walt Aikens return of blocked PAT, vs. Arizona, 12/11/16 | DEFENSIVE 2-POINT CONVERSION ON PAT | Has never happened |
| Jordan Phillips, vs. Arizona, 12/11/16 | BLOCKED PAT | Donald Penn, vs. Tampa Bay, 11/15/09 |
| Jason Sanders, at Houston, 12/15/24 | MISSED (NOT BLOCKED) PAT | Tyler Bass at Buffalo, 11/3/24 |
| Emmanuel Ogbah, vs. Buffalo, 9/25/22 | BLOCKED FIELD GOAL | Denico Autry vs. Tennessee, 12/11/23 |
| 47t, Curtis Johnson, vs. Green Bay, 12/19/71 | BLOCKED FIELD GOAL RETURNED FOR TD | 62t, Kyle Arrington, vs. New England, 12/14/14 |
| 8, Jason Sanders, at N.Y. Jets, 12/8/19 | 6+ FIELD GOALS ATTEMPTED | 6, Joshua Karty vs. L.A. Rams, 11/11/24 |
| 5, Jason Sanders, vs. San Francisco, 12/22/24 | 5+ FIELD GOALS ATTEMPTED | 6, Joshua Karty vs. L.A. Rams, 11/11/24 |
| 5, Jason Sanders, vs. San Francisco, 12/22/24 | 4+ FIELD GOALS ATTEMPTED | 4, Spencer Shrader at Indianapolis, 9/7/25 |
| 5, Jason Sanders, vs. San Francisco, 12/22/24 | 3+ FIELD GOALS ATTEMPTED | 4, Spencer Shrader at Indianapolis, 9/7/25 |
| 7, Jason Sanders, at N.Y. Jets, 12/8/19 | 6+ FIELD GOALS MADE | Has never happened |
| 5, Jason Sanders, vs. San Francisco, 12/22/24 | 5+ FIELD GOALS MADE | 5, Joshua Karty vs. L.A. Rams, 11/11/24 |
| 5, Jason Sanders, vs. San Francisco, 12/22/24 | 4+ FIELD GOALS MADE | 4, Spencer Shrader at Indianapolis, 9/7/25 |
| 5, Jason Sanders, vs. San Francisco, 12/22/24 | 3+ FIELD GOALS MADE | 4, Spencer Shrader at Indianapolis, 9/7/25 |
| vs. Buffalo, 11/17/19 | SUCCESSFUL ONSIDE KICK | vs. Cincinnati, 12/22/19 |
| at Indianapolis, 9/7/25 | FAILED ONSIDE KICK ATTEMPT | vs. N.Y. Jets, 9/29/25 |



GAME SUMMARIES



WEEK 1

Lucas Oil Stadium



33-8



| | | | | | | |
|--------------------|----|----|----|----|---|----|
| Miami Dolphins | Q1 | Q2 | Q3 | Q4 | | |
| Indianapolis Colts | 0 | 0 | 0 | 8 | — | 8 |
| | 3 | 17 | 3 | 10 | — | 33 |

SCORING DRIVES

| TEAM | QTR | TIME | SCORING PLAY | MIA | IND |
|----------|-----|-------|--------------------------------------------------------------------------------|-----|-----|
| Colts | 1 | 10:37 | S.Shrader 24 yd. Field Goal (9-62, 4:23) | 0 | 3 |
| Colts | 2 | 14:54 | M.Pittman 27 yd. pass from D.Jones (S.Shrader kick) (14-84, 8:18) | 0 | 10 |
| Colts | 2 | 12:01 | D.Jones 1 yd. run (S.Shrader kick) (5-42, 2:13) | 0 | 17 |
| Colts | 2 | 00:00 | S.Shrader 35 yd. Field Goal (17-72, 6:46) | 0 | 20 |
| Colts | 3 | 07:30 | S.Shrader 28 yd. Field Goal (7-48, 3:49) | 0 | 23 |
| Colts | 4 | 10:14 | D.Jones 1 yd. run (S.Shrader kick) (15-69, 9:16) | 0 | 30 |
| Dolphins | 4 | 06:21 | D.Achane 11 yd. pass from T.Tagovailoa (T.Tagovailoa-J.Hill pass) (9-65, 3:53) | 8 | 30 |
| Colts | 4 | 02:23 | S.Shrader 48 yd. Field Goal (7-21, 3:58) | 8 | 33 |

| MIAMI DOLPHINS | | | | | | | | | INDIANAPOLIS COLTS | | | | | | | | |
|----------------|-----|----|-----|-------|----|----|-----|------|--------------------|-----|----|-----|-------|----|----|-----|-------|
| PASSING | ATT | CP | YDS | SK/YD | TD | LG | INT | RTG | PASSING | ATT | CP | YDS | SK/YD | TD | LG | INT | RTG |
| Tua Tagovailoa | 23 | 14 | 114 | 3/13 | 1 | 21 | 2 | 51.7 | Daniel Jones | 29 | 22 | 272 | 1/10 | 1 | 36 | 0 | 115.9 |
| Zach Wilson | 8 | 5 | 32 | 0/0 | 0 | 11 | 0 | 70.8 | TOTAL | 29 | 22 | 272 | 1/10 | 1 | 36 | 0 | 115.9 |
| TOTAL | 31 | 19 | 146 | 3/13 | 1 | 21 | 2 | 56.7 | | | | | | | | | |

| RUSHING | ATT | YDS | AVG | LG | TD | RUSHING | ATT | YDS | AVG | LG | TD |
|------------------|-----|-----|-----|----|----|--------------------|-----|-----|------|----|----|
| De'Von Achane | 7 | 55 | 7.9 | 26 | 0 | Jonathan Taylor | 18 | 71 | 3.9 | 15 | 0 |
| Malik Washington | 1 | 9 | 9.0 | 9 | 0 | DJ Giddens | 12 | 41 | 3.4 | 12 | 0 |
| Tua Tagovailoa | 1 | 7 | 7.0 | 7 | 0 | Daniel Jones | 7 | 26 | 3.7 | 11 | 2 |
| Ollie Gordon II | 2 | 4 | 2.0 | 3 | 0 | Ashton Dulin | 1 | 15 | 15.0 | 15 | 0 |
| Zach Wilson | 1 | 3 | 3.0 | 3 | 0 | Tyler Warren | 1 | 3 | 3.0 | 3 | 0 |
| TOTAL | 12 | 78 | 6.5 | 26 | 0 | Ulysses Bentley IV | 1 | 0 | 0.0 | 0 | 0 |
| | | | | | | TOTAL | 40 | 156 | 3.9 | 15 | 2 |

| RECEIVING | NO | YDS | AVG | LG | TD | RECEIVING | NO | YDS | AVG | LG | TD |
|-----------------------|----|-----|------|-----|----|---------------------|----|-----|------|-----|----|
| Tyreek Hill | 4 | 40 | 10.0 | 21 | 0 | Tyler Warren | 7 | 76 | 10.9 | 21 | 0 |
| Jaylen Waddle | 4 | 30 | 7.5 | 16 | 0 | Michael Pittman Jr. | 6 | 80 | 13.3 | 27t | 1 |
| De'Von Achane | 3 | 20 | 6.7 | 11t | 1 | Jonathan Taylor | 3 | 27 | 9.0 | 16 | 0 |
| Tanner Conner | 2 | 20 | 10.0 | 14 | 0 | Adonai Mitchell | 2 | 21 | 10.5 | 18 | 0 |
| Malik Washington | 2 | 20 | 10.0 | 11 | 0 | Josh Downs | 2 | 12 | 6.0 | 6 | 0 |
| Dee Eskridge | 1 | 9 | 9.0 | 9 | 0 | Alec Pierce | 1 | 36 | 36.0 | 36 | 0 |
| Nick Westbrook-Ikhine | 1 | 7 | 7.0 | 7 | 0 | Mo Alie-Cox | 1 | 20 | 20.0 | 20 | 0 |
| Alec Ingold | 1 | 1 | 1.0 | 1 | 0 | TOTAL | 22 | 272 | 12.4 | 36 | 1 |
| Ollie Gordon II | 1 | -1 | -1.0 | -1 | 0 | | | | | | |
| TOTAL | 19 | 146 | 7.7 | 21 | 1 | | | | | | |

| INTERCEPTIONS | TOT | YDS | AVG | LONG | TD | INTERCEPTIONS | TOT | YDS | AVG | LONG | TD |
|---------------|-----|-----|-----|------|----|---------------|-----|-----|------|------|----|
| None | | | | | | Camryn Bynum | 1 | 14 | 14.0 | 14 | 0 |
| | | | | | | Laiatu Latu | 1 | 6 | 6.0 | 6 | 0 |

SACKS
Bradley Chubb [1.0/10.0]

SACKS
Nick Cross [1.0/7.0], Kenny Moore II [1.0/0.0], Samson Ebukam [1.0/6.0]

GAME RECAP

Miami traveled to Indianapolis to open the 2025 season but could not overcome turnovers and missed opportunities in the first half. Behind Colts quarterback Daniel Jones and a balanced rushing attack, Indianapolis built a commanding lead early, forcing the Dolphins to fall, 33-8, at Lucas Oil Stadium on Sunday afternoon.

The Colts set the tone early, marching down the field on their opening possession before settling for a 24-yard field goal by kicker Spencer Shrader. After an interception by safety Camryn Bynum gave the Colts the ball back in the first quarter, Jones found wide receiver Michael Pittman Jr. for a 27-yard touchdown. Jones later scored on a 1-yard QB sneak, and a Shrader field goal gave Indianapolis a 20-0 advantage going into halftime.

Miami could not get on track coming out of the half, as an interception by defensive lineman Laiatu Latu led to another Shrader field goal. After a turnover on downs, the Colts extended their lead with another rushing touchdown from Jones in the fourth quarter.

Running back De'Von Achane scored Miami's first touchdown of the season with 6:29 left in the fourth quarter. After catching a short pass from quarterback Tua Tagovailoa and turning it upfield for 11 yards, the second-year back capped the drive by powering into the end zone. Tagovailoa then connected with tight end Julian Hill on the two-point conversion. Indianapolis answered with a 48-yard field goal from Shrader for the final score of the day.

| Team Statistics | Dolphins | Colts |
|------------------------------|----------|----------|
| First Downs | 12 | 27 |
| 3rd-Down Eff. (Made/Att/Pct) | 5/10/50% | 7/15/47% |
| 4th-Down Eff. (Made/Att/Pct) | 1/2/50% | 3/3/100% |
| Total Net Yards | 211 | 418 |
| Total Plays | 46 | 70 |
| Yards Per Play | 4.6 | 6.0 |
| Rushes/Net Yards | 12/78 | 40/156 |
| Net Passing | 133 | 262 |
| Pass Attempts/Completions | 31/19 | 29/22 |
| Had Intercepted | 2 | 0 |
| Sacked/Yards Lost | 3/13 | 1/10 |
| Punts/Average | 1/42.0 | 0/0.0 |
| Penalties/Yards | 3/15 | 4/45 |
| Fumbles/Lost | 1/1 | 0/0 |
| Possession Time | 21:17 | 38:43 |



WEEK 2

Hard Rock Stadium



33-27



| | | | | | |
|----------------------|----|----|----|----|----|
| | Q1 | Q2 | Q3 | Q4 | |
| New England Patriots | 12 | 3 | 8 | 10 | 33 |
| Miami Dolphins | 0 | 14 | 6 | 7 | 27 |

SCORING DRIVES

| TEAM | QTR | TIME | SCORING PLAY | NE | MIA |
|----------|-----|-------|------------------------------------------------------------------------|----|-----|
| Patriots | 1 | 09:29 | M.Hollins 8 yd. pass from D.Maye (kick failed, hrn) (10-68, 5:31) | 6 | 0 |
| Patriots | 1 | 00:49 | K.Boutte 16 yd. pass from D.Maye (kick failed, wr) (11-70, 7:05) | 12 | 0 |
| Dolphins | 2 | 11:19 | J.Waddle 18 yd. pass from T.Tagovailoa (R.Patterson kick) (8-83, 4:30) | 12 | 7 |
| Patriots | 2 | 01:56 | A.Borregales 22 yd. Field Goal (15-71, 9:23) | 15 | 7 |
| Dolphins | 2 | 00:33 | D.Achane 29 yd. pass from T.Tagovailoa (R.Patterson kick) (6-77, 1:23) | 15 | 14 |
| Dolphins | 3 | 10:41 | R.Patterson 40 yd. Field Goal (7-49, 4:19) | 15 | 17 |
| Dolphins | 3 | 03:37 | R.Patterson 44 yd. Field Goal (9-30, 5:36) | 15 | 20 |
| Patriots | 3 | 00:06 | D.Maye 6 yd. run (R.Stevenson run) (5-83, 3:31) | 23 | 20 |
| Dolphins | 4 | 07:18 | M.Washington 74 yd. punt return (R.Patterson kick) | 23 | 27 |
| Patriots | 4 | 07:06 | A.Gibson 90 yd. kickoff return (A.Borregales kick) (0-0, 0:12) | 30 | 27 |
| Patriots | 4 | 01:47 | A.Borregales 53 yd. Field Goal (4-3, 0:25) | 33 | 27 |

NEW ENGLAND PATRIOTS

| PASSING | ATT | CP | YDS | SK/YD | TD | LG | INT | RTG |
|--------------|-----------|-----------|------------|-------------|----------|-----------|----------|--------------|
| Drake Maye | 23 | 19 | 230 | 3/19 | 2 | 55 | 0 | 137.3 |
| TOTAL | 23 | 19 | 230 | 3/19 | 2 | 55 | 0 | 137.3 |

| RUSHING | ATT | YDS | AVG | LG | TD |
|---------------------|-----------|------------|------------|-----------|----------|
| Rhamondre Stevenson | 11 | 54 | 4.9 | 21 | 0 |
| Drake Maye | 10 | 31 | 3.1 | 13 | 1 |
| Antonio Gibson | 5 | 27 | 5.4 | 15 | 0 |
| TreVeyon Henderson | 3 | 10 | 3.3 | 6 | 0 |
| TOTAL | 29 | 122 | 4.2 | 21 | 1 |

| RECEIVING | NO | YDS | AVG | LG | TD |
|---------------------|-----------|------------|-------------|-----------|----------|
| Rhamondre Stevenson | 5 | 88 | 17.6 | 55 | 0 |
| Stefon Diggs | 4 | 32 | 8.0 | 10 | 0 |
| Austin Hooper | 3 | 38 | 12.7 | 22 | 0 |
| TreVeyon Henderson | 2 | 30 | 15.0 | 15 | 0 |
| Kayshon Boutte | 1 | 16 | 16.0 | 16t | 1 |
| Hunter Henry | 1 | 9 | 9.0 | 9 | 0 |
| DeMario Douglas | 1 | 8 | 8.0 | 8 | 0 |
| Mack Hollins | 1 | 8 | 8.0 | 8t | 1 |
| Antonio Gibson | 1 | 1 | 1.0 | 1 | 0 |
| TOTAL | 19 | 230 | 12.1 | 55 | 2 |

| INTERCEPTIONS | TOT | YDS | AVG | LONG | TD |
|---------------|-----|-----|------|------|----|
| Marte Mapu | 1 | 20 | 20.0 | 20 | 0 |

SACKS

Harold Landry III [1.0/2.0], Milton Williams [2.0/10.0], Robert Spillane [1.0/0.0], K'Lavon Chaisson [1.0/6.0]

MIAMI DOLPHINS

| PASSING | ATT | CP | YDS | SK/YD | TD | LG | INT | RTG |
|----------------|-----------|-----------|------------|-------------|----------|-----------|----------|--------------|
| Tua Tagovailoa | 32 | 26 | 315 | 5/18 | 2 | 47 | 1 | 115.5 |
| TOTAL | 32 | 26 | 315 | 5/18 | 2 | 47 | 1 | 115.5 |

| RUSHING | ATT | YDS | AVG | LG | TD |
|------------------|-----------|-----------|------------|-----------|----------|
| De'Von Achane | 11 | 30 | 2.7 | 9 | 0 |
| Malik Washington | 3 | 23 | 7.7 | 18 | 0 |
| Ollie Gordon II | 1 | 8 | 8.0 | 8 | 0 |
| TOTAL | 15 | 61 | 4.1 | 18 | 0 |

| RECEIVING | NO | YDS | AVG | LG | TD |
|-----------------------|-----------|------------|-------------|-----------|----------|
| De'Von Achane | 8 | 92 | 11.5 | 29t | 1 |
| Tyreek Hill | 6 | 109 | 18.2 | 47 | 0 |
| Jaylen Waddle | 5 | 68 | 13.6 | 23 | 1 |
| Nick Westbrook-Ikhine | 2 | 18 | 9.0 | 11 | 0 |
| Alec Ingold | 2 | 13 | 6.5 | 9 | 0 |
| Dee Eskridge | 1 | 8 | 8.0 | 8 | 0 |
| Ollie Gordon II | 1 | 5 | 5.0 | 5 | 0 |
| Malik Washington | 1 | 2 | 2.0 | 2 | 0 |
| TOTAL | 26 | 315 | 12.1 | 47 | 2 |

| INTERCEPTIONS | TOT | YDS | AVG | LONG | TD |
|---------------|-----|-----|-----|------|----|
| None | | | | | |

SACKS

Jordyn Brooks [1.0/11.0], Bradley Chubb [1.0/3.0], Chop Robinson [1.0/5.0]

GAME RECAP

After falling behind 12-0 in the first quarter, Miami responded with a pair of touchdown passes from quarterback Tua Tagovailoa. Wide receiver Jaylen Waddle pulled in an 18-yard score in the second quarter, and running back De'Von Achane followed with a 29-yard catch-and-run touchdown just before halftime. That cut the deficit to 15-14, giving the Dolphins momentum heading into the break.

The spark carried over into the third quarter. Wide receiver Tyreek Hill hauled in a 47-yard deep ball on Miami's opening drive of the half which set up a 40-yard field goal by kicker Riley Patterson, giving the Dolphins a 17-15 lead. Patterson added another kick minutes later to stretch the margin to 20-15.

Linebacker Jordyn Brooks added to the surge with an 11-yard sack of Patriots quarterback Drake Maye as the defense forced a quick punt. New England answered late in the quarter when running back Rhamondre Stevenson hauled in a 55-yard pass that set up a 6-yard scramble by Maye for a score, giving the Patriots a 23-20 advantage.

With 7:38 remaining in the game, wide receiver Malik Washington flipped the momentum back in Miami's favor with a 74-yard punt return touchdown to give the Dolphins a 27-23 advantage. New England was quick to respond, as return man Antonio Gibson took the ensuing kickoff 90 yards for a touchdown, swinging the lead back to New England, 30-27.

Miami's offense continued to battle. Tagovailoa connected with wide receiver Nick Westbrook-Ikhine for a pair of first downs before linebacker Marte Mapu intercepted Tagovailoa, which led to a Patriots field goal. The Dolphins had one last chance in the final minute. Achane nearly broke free on a catch-and-run before stepping out of bounds at the New England 26-yard line. Two penalties and a sack ended the drive, and the Patriots knelt out the clock.

Team Statistics

| | Patriots | Dolphins |
|------------------------------|----------|----------|
| First Downs | 18 | 16 |
| 3rd-Down Eff. (Made/Att/Pct) | 7/12/58% | 4/10/40% |
| 4th-Down Eff. (Made/Att/Pct) | 1/1/100% | 0/2/0% |
| Total Net Yards | 333 | 358 |
| Total Plays | 55 | 52 |
| Yards Per Play | 6.1 | 6.9 |
| Rushes/Net Yards | 29/122 | 15/61 |
| Net Passing | 211 | 297 |
| Pass Attempts/Completions | 23/19 | 32/26 |
| Had Intercepted | 0 | 1 |
| Sacked/Yards Lost | 3/19 | 5/18 |
| Punts/Average | 2/68.0 | 2/44.0 |
| Penalties/Yards | 12/75 | 10/65 |
| Fumbles/Lost | 1/0 | 0/0 |
| Possession Time | 33:45 | 26:15 |



WEEK 3

Highmark Stadium



31-21



| | Q1 | Q2 | Q3 | Q4 | |
|----------------|----|----|----|----|----|
| Miami Dolphins | 7 | 7 | 0 | 7 | 21 |
| Buffalo Bills | 7 | 7 | 7 | 10 | 31 |

SCORING DRIVES

| TEAM | QTR | TIME | SCORING PLAY | MIA | BUF |
|----------|-----|-------|------------------------------------------------------------------------|-----|-----|
| Dolphins | 1 | 08:31 | O.Gordon 2 yd. run (R.Patterson kick) (10-47, 6:29) | 7 | 0 |
| Bills | 1 | 04:04 | D.Kincaid 20 yd. pass from J.Allen (M.Prater kick) (7-85, 4:27) | 7 | 7 |
| Bills | 2 | 11:54 | J.Hawes 5 yd. pass from J.Allen (M.Prater kick) (10-63, 5:30) | 7 | 14 |
| Dolphins | 2 | 00:08 | J.Waddle 3 yd. pass from T.Tagovailoa (R.Patterson kick) (16-71, 5:55) | 14 | 14 |
| Bills | 3 | 10:23 | J.Cook 2 yd. run (M.Prater kick) (8-61, 4:37) | 14 | 21 |
| Dolphins | 4 | 12:18 | T.Hill 5 yd. pass from T.Tagovailoa (R.Patterson kick) (9-67, 5:40) | 21 | 21 |
| Bills | 4 | 07:17 | K.Shakir 15 yd. pass from J.Allen (M.Prater kick) (9-65, 5:01) | 21 | 28 |
| Bills | 4 | 00:22 | M.Prater 48 yd. Field Goal (6-29, 2:38) | 21 | 31 |

MIAMI DOLPHINS

| PASSING | ATT | CP | YDS | SK/YD | TD | LG | INT | RTG |
|----------------|-----------|-----------|------------|------------|----------|-----------|----------|-------------|
| Tua Tagovailoa | 34 | 22 | 146 | 0/0 | 2 | 19 | 1 | 81.2 |
| TOTAL | 34 | 22 | 146 | 0/0 | 2 | 19 | 1 | 81.3 |

| RUSHING | ATT | YDS | AVG | LG | TD |
|------------------|-----------|------------|------------|-----------|----------|
| De'Von Achane | 12 | 62 | 5.2 | 14 | 0 |
| Ollie Gordon II | 9 | 38 | 4.2 | 16 | 1 |
| Malik Washington | 2 | 20 | 10.0 | 14 | 0 |
| Tua Tagovailoa | 2 | 10 | 5.0 | 8 | 0 |
| TOTAL | 25 | 130 | 5.2 | 16 | 1 |

| RECEIVING | NO | YDS | AVG | LG | TD |
|------------------|-----------|------------|------------|-----------|----------|
| De'Von Achane | 7 | 29 | 4.1 | 15 | 0 |
| Tyreek Hill | 5 | 49 | 9.8 | 19 | 1 |
| Jaylen Waddle | 5 | 39 | 7.8 | 15 | 1 |
| Malik Washington | 3 | 12 | 4.0 | 5 | 0 |
| Tanner Conner | 1 | 13 | 13.0 | 13 | 0 |
| Julian Hill | 1 | 4 | 4.0 | 4 | 0 |
| TOTAL | 22 | 146 | 6.6 | 19 | 2 |

| INTERCEPTIONS | TOT | YDS | AVG | LONG | TD |
|---------------|-----|-----|-----|------|----|
| None | | | | | |

SACKS

Tyrell Dodson [1.0/3.0], Bradley Chubb [1.0/7.0]

GAME RECAP

Miami set the tone immediately when wide receiver Dee Eskridge returned the opening kickoff 54 yards to put the Dolphins in Buffalo territory. Quarterback Tua Tagovailoa led a 10-play, 47-yard drive capped by rookie running back Ollie Gordon II's 2-yard touchdown run — the first of his NFL career. Kicker Riley Patterson added the extra point for a 7-0 lead.

Buffalo answered quickly with a 7-play, 85-yard drive capped by a tight end Dalton Kincaid touchdown. The Bills added another score on their next possession when quarterback Josh Allen connected on a shovel pass to tight end Jackson Hawes from five yards out, giving Buffalo a 14-7 advantage.

Miami's defense responded by keeping the Bills in check over the next two drives. Safety Ashtyn Davis broke up a would-be touchdown in the end zone, and linebacker Bradley Chubb recorded his third sack in as many games at the 6:53 mark of the second quarter. That stop forced Buffalo into a field goal try, which kicker Matt Prater missed wide left.

The Dolphins capitalized just before halftime with their most sustained march of the afternoon — a 16-play, 71-yard drive that chewed nearly six minutes off the clock. Wide receiver Tyreek Hill converted a third down with a 19-yard grab, and Tagovailoa capped the series with a 3-yard touchdown pass to wide receiver Jaylen Waddle, tying the game at 14 heading into the break.

Buffalo regained momentum to start the second half. Running back James Cook finished an 8-play, 61-yard drive with a 2-yard rushing score to give the Bills a 21-14 advantage. Miami went three-and-out on its first two possessions of the half before finally breaking through again. Tagovailoa connected with Waddle on a fourth-and short for 15 yards to extend the drive, which running back De'Von Achane followed with a 14-yard rush. On the next play, Tagovailoa lofted a 7-yard touchdown pass to Hill in the back corner of the end zone, tying the score once more at 21-21.

On the next drive, the Miami defense forced the Bills to punt, but a penalty on the ensuing play resulted in a first down for Buffalo. A few plays later, Allen found wide receiver Khalil Shakir for a 15-yard touchdown, swinging the lead back in Buffalo's favor, 28-21, early in the fourth quarter.

Miami's hopes of a comeback were stalled with a linebacker Terrell Bernard interception, giving Buffalo the ball back with 3:06 left in the contest. A Prater field goal marked the final scoring play of the night, giving the Bills a 31-28 lead with less than a minute to play. The Dolphins' final drive ended as time expired.

PASSING

| | | | | | | | | |
|--------------|-----------|-----------|------------|-------------|----------|-----------|----------|--------------|
| Josh Allen | 28 | 22 | 213 | 2/10 | 3 | 30 | 0 | 134.1 |
| TOTAL | 28 | 22 | 213 | 2/10 | 3 | 30 | 0 | 134.1 |

RUSHING

| PASSING | ATT | YDS | AVG | LG | TD |
|----------------|-----------|------------|------------|-----------|----------|
| James Cook III | 19 | 108 | 5.7 | 26 | 1 |
| Josh Allen | 4 | 25 | 6.3 | 19 | 0 |
| Ty Johnson | 3 | 13 | 4.3 | 7 | 0 |
| Elijah Moore | 1 | 11 | 11.0 | 11 | 0 |
| TOTAL | 27 | 157 | 5.8 | 26 | 1 |

RECEIVING

| PASSING | ATT | YDS | AVG | LG | TD |
|----------------|-----------|------------|------------|-----------|----------|
| Dalton Kincaid | 5 | 66 | 13.2 | 20t | 1 |
| Khalil Shakir | 4 | 45 | 11.3 | 15t | 1 |
| Keon Coleman | 3 | 20 | 6.7 | 8 | 0 |
| James Cook III | 3 | 10 | 3.3 | 5 | 0 |
| Elijah Moore | 2 | 30 | 15.0 | 30 | 0 |
| Tyrell Shavers | 2 | 24 | 12.0 | 17 | 0 |
| Ty Johnson | 1 | 8 | 8.0 | 8 | 0 |
| Jackson Hawes | 1 | 5 | 5.0 | 5t | 1 |
| Joshua Palmer | 1 | 5 | 5.0 | 5 | 0 |
| TOTAL | 22 | 213 | 9.7 | 30 | 3 |

INTERCEPTIONS

| INTERCEPTIONS | TOT | YDS | AVG | LONG | TD |
|-----------------|-----|-----|------|------|----|
| Terrell Bernard | 1 | 24 | 24.0 | 24 | 0 |

SACKS

No Sacks

Team Statistics

| | Dolphins | Bills |
|------------------------------|-----------|----------|
| First Downs | 19 | 23 |
| 3rd-Down Eff. (Made/Att/Pct) | 10/15/67% | 6/11/55% |
| 4th-Down Eff. (Made/Att/Pct) | 1/1/100% | 0/0/0% |
| Total Net Yards | 276 | 360 |
| Total Plays | 57 | 57 |
| Yards Per Play | 4.7 | 6.3 |
| Rushes/Net Yards | 25/130 | 27/157 |
| Net Passing | 146 | 203 |
| Pass Attempts/Completions | 34/22 | 28/22 |
| Had Intercepted | 1 | 0 |
| Sacked/Yards Lost | 0/0 | 2/10 |
| Punts/Average | 4/50.0 | 2/47.5 |
| Penalties/Yards | 6/57 | 3/35 |
| Fumbles/Lost | 1/0 | 2/0 |
| Possession Time | 28:13 | 31:47 |



WEEK 4

Hard Rock Stadium



27-21



| | | | | | |
|----------------|----|----|----|----|----|
| | Q1 | Q2 | Q3 | Q4 | |
| New York Jets | 0 | 3 | 7 | 11 | 21 |
| Miami Dolphins | 3 | 7 | 14 | 3 | 27 |

SCORING DRIVES

| TEAM | QTR | TIME | SCORING PLAY | | NYJ | MIA |
|----------|-----|-------|------------------------------------------------------------------------|--|-----|-----|
| Dolphins | 1 | 10:51 | R.Patterson 47 yd. Field Goal (10-37, 4:09) | | 0 | 3 |
| Dolphins | 2 | 09:20 | D.Waller 4 yd. pass from T.Tagovailoa (R.Patterson kick) (15-96, 8:40) | | 0 | 10 |
| Jets | 2 | 00:00 | N.Folk 58 yd. Field Goal (10-44, 1:52) | | 3 | 10 |
| Dolphins | 3 | 11:33 | D.Waller 9 yd. pass from T.Tagovailoa (R.Patterson kick) (6-36, 3:20) | | 3 | 17 |
| Jets | 3 | 09:23 | J.Fields 43 yd. run (N.Folk kick) (4-52, 2:10) | | 10 | 17 |
| Dolphins | 3 | 05:20 | D.Achane 9 yd. run (R.Patterson kick) (7-68, 4:03) | | 10 | 24 |
| Jets | 4 | 13:09 | N.Folk 50 yd. Field Goal (6-31, 3:15) | | 13 | 24 |
| Dolphins | 4 | 03:33 | R.Patterson 36 yd. Field Goal (8-56, 3:29) | | 13 | 27 |
| Jets | 4 | 01:49 | G.Wilson 23 yd. pass from J.Fields (J.Fields run) (7-61, 1:44) | | 21 | 27 |

NEW YORK JETS

| PASSING | ATT | CP | YDS | SK/YD | TD | LG | INT | RTG |
|---------------|-----------|-----------|------------|-------------|----------|-----------|----------|--------------|
| Justin Fields | 27 | 20 | 226 | 2/19 | 1 | 28 | 0 | 111.0 |
| TOTAL | 27 | 20 | 226 | 2/19 | 1 | 28 | 0 | 111.0 |

| RUSHING | ATT | YDS | AVG | LG | TD |
|---------------|-----------|------------|------------|------------|----------|
| Breece Hall | 14 | 81 | 5.8 | 23 | 0 |
| Justin Fields | 7 | 81 | 11.6 | 43t | 1 |
| Braelon Allen | 4 | 26 | 6.5 | 15 | 0 |
| Isaiah Davis | 3 | 9 | 3.0 | 6 | 0 |
| TOTAL | 28 | 197 | 7.0 | 43t | 1 |

| RECEIVING | NO | YDS | AVG | LG | TD |
|----------------|-----------|------------|-------------|-----------|----------|
| Garrett Wilson | 6 | 82 | 13.7 | 23t | 1 |
| Mason Taylor | 5 | 65 | 13.0 | 27 | 0 |
| Breece Hall | 5 | 30 | 6.0 | 8 | 0 |
| Isaiah Davis | 2 | 18 | 9.0 | 14 | 0 |
| Jeremy Ruckert | 1 | 23 | 23.0 | 12 | 0 |
| Allen Lazard | 1 | 8 | 8.0 | 8 | 0 |
| TOTAL | 20 | 226 | 11.3 | 27 | 1 |

| INTERCEPTIONS | TOT | YDS | AVG | LONG | TD |
|---------------|-----|-----|-----|------|----|
| None | | | | | |

SACKS

No Sacks

MIAMI DOLPHINS

| PASSING | ATT | CP | YDS | SK/YD | TD | LG | INT | RTG |
|----------------|-----------|-----------|------------|------------|----------|-----------|----------|--------------|
| Tua Tagovailoa | 25 | 17 | 177 | 0/0 | 2 | 28 | 0 | 114.9 |
| TOTAL | 25 | 17 | 177 | 0/0 | 2 | 28 | 0 | 114.9 |

| RUSHING | ATT | YDS | AVG | LG | TD |
|------------------|-----------|------------|------------|-----------|----------|
| De'Von Achane | 20 | 99 | 5.0 | 21 | 1 |
| Ollie Gordon II | 6 | 10 | 1.7 | 7 | 0 |
| Malik Washington | 2 | 8 | 4.0 | 8 | 0 |
| Tua Tagovailoa | 3 | 6 | 2.0 | 5 | 0 |
| TOTAL | 31 | 123 | 4.0 | 21 | 1 |

| RECEIVING | NO | YDS | AVG | LG | TD |
|-----------------------|-----------|------------|-------------|-----------|----------|
| Tyreek Hill | 6 | 67 | 11.2 | 28 | 0 |
| Jaylen Waddle | 3 | 48 | 16.0 | 25 | 0 |
| Darren Waller | 3 | 27 | 9.0 | 14 | 2 |
| Malik Washington | 2 | 13 | 6.5 | 9 | 0 |
| Julian Hill | 1 | 19 | 19.0 | 19 | 0 |
| De'Von Achane | 1 | 2 | 2.0 | 2 | 0 |
| Nick Westbrook-Ikhine | 1 | 1 | 1.0 | 1 | 0 |
| TOTAL | 17 | 177 | 10.4 | 28 | 2 |

| INTERCEPTIONS | TOT | YDS | AVG | LONG | TD |
|---------------|-----|-----|-----|------|----|
| None | | | | | |

SACKS

Tyrel Dodson [1.0/17.0], Rasul Douglas [1.0/2.0]

GAME RECAP

The Miami Dolphins earned their first win of the season on Monday night, forcing three turnovers while leaning on tight end Darren Waller in a 27-21 victory over the New York Jets (0-4) at Hard Rock Stadium. The win extended Miami's home dominance over the Jets, who haven't won in Hard Rock Stadium since 2015.

Miami set the tone immediately when wide receiver Malik Washington returned the opening kickoff 34 yards. Quarterback Tua Tagovailoa led a 10-play drive capped by a 47-yard Riley Patterson field goal to give Miami a 3-0 lead.

The Jets responded with a lengthy march inside the Miami red zone, but cornerback Jack Jones delivered a critical takeaway, stripping running back Braelon Allen at the 1-yard line with 3:06 left in the first quarter. Safety Minkah Fitzpatrick recovered the football to preserve the lead.

Tagovailoa and the offense capitalized with their longest possession of the game — a 15-play, 96-yard drive that lasted 8:40. On fourth down from the Jets' 4-yard line, Tagovailoa lofted a high pass to Waller in the back of the end zone, who outleaped his defender for his first touchdown since Oct. 22, 2023. It was his first score in a Dolphins uniform and raised Miami's lead to 10-0.

New York again threatened on its next drive, but the Dolphins' defense came up big. Linebacker Tyrel Dodson blitzed on fourth down and knocked the ball free from Jets quarterback Justin Fields. Linebacker Jaquan Phillips recovered it to give Miami its second takeaway of the night. The Jets managed to get on the board before halftime with a 58-yard field goal by kicker Nick Folk, trimming the margin to 10-3 at the break.

The defense struck again to open the second half when rookie safety Dante Trinder Jr. forced and recovered a fumble on the kickoff return, Miami's third takeaway of the game. Big gains from Tyreek Hill and De'Von Achane pushed the Dolphins into the red zone, and Tagovailoa once again turned to his new weapon. Waller hauled in his second touchdown of the night, capping a six-play, 36-yard drive to make it 17-3.

Fields provided a quick answer, scrambling 43 yards for a touchdown to bring the Jets within seven, but Miami countered immediately. Tagovailoa connected with wide receiver Jaylen Waddle twice on the next series before Achane powered through multiple tackles on a 9-yard touchdown run, restoring a two-score lead at 24-10.

Patterson later added a 36-yard field goal to extend the advantage to 27-13 with 3:33 remaining in the contest. The Jets closed the gap on a 23-yard touchdown catch by wide receiver Garrett Wilson and a successful two-point conversion to bring the score to 27-21, but Waller — once again making his presence felt — secured the ensuing onside kick and Miami's defense closed it out.

| Team Statistics | Jets | Dolphins |
|------------------------------|---------|----------|
| First Downs | 23 | 19 |
| 3rd-Down Eff. (Made/Att/Pct) | 4/9/44% | 4/12/33% |
| 4th-Down Eff. (Made/Att/Pct) | 1/2/50% | 1/1/100% |
| Total Net Yards | 404 | 300 |
| Total Plays | 57 | 56 |
| Yards Per Play | 7.1 | 5.4 |
| Rushes/Net Yards | 28/197 | 31/123 |
| Net Passing | 207 | 177 |
| Pass Attempts/Completions | 27/20 | 25/17 |
| Had Intercepted | 0 | 0 |
| Sacked/Yards Lost | 2/19 | 0/0 |
| Punts/Average | 2/42.0 | 4/48.0 |
| Penalties/Yards | 13/101 | 6/40 |
| Fumbles/Lost | 3/3 | 2/0 |
| Possession Time | 29:12 | 30:48 |



WEEK 5

Bank of America Stadium



27-24



| | | | | | |
|-------------------|----|----|----|----|----|
| | Q1 | Q2 | Q3 | Q4 | |
| Miami Dolphins | 3 | 14 | 0 | 7 | 24 |
| Carolina Panthers | 0 | 10 | 3 | 14 | 27 |

SCORING DRIVES

| TEAM | QTR | TIME | SCORING PLAY | MIA | CAR |
|----------|-----|-------|-------------------------------------------------------------------------|-----|-----|
| Dolphins | 1 | 09:03 | R.Patterson 43 yd. Field Goal (11-48, 5:57) | 3 | 0 |
| Dolphins | 2 | 14:55 | D.Achane 10 yd. pass from T.Tagovailoa (R.Patterson kick) (14-58, 6:36) | 10 | 0 |
| Dolphins | 2 | 10:48 | D.Waller 4 yd. pass from T.Tagovailoa (R.Patterson kick) (5-49, 3:13) | 17 | 0 |
| Panthers | 2 | 03:24 | X.Legette 7 yd. pass from B.Young (R.Fitzgerald kick) (12-76, 7:24) | 17 | 7 |
| Panthers | 2 | 00:00 | R.Fitzgerald 35 yd. Field Goal (11-59, 1:47) | 17 | 10 |
| Panthers | 3 | 12:15 | R.Fitzgerald 49 yd. Field Goal (5-39, 2:45) | 17 | 13 |
| Panthers | 4 | 06:10 | R.Dowdle 1 yd. run (R.Fitzgerald kick) (7-85, 4:02) | 17 | 20 |
| Dolphins | 4 | 04:42 | J.Waddle 46 yd. pass from T.Tagovailoa (R.Patterson kick) (3-57, 1:28) | 24 | 20 |
| Panthers | 4 | 01:59 | M.Evans 4 yd. pass from B.Young (R.Fitzgerald kick) (8-83, 2:43) | 24 | 27 |

MIAMI DOLPHINS

| PASSING | ATT | CP | YDS | SK/YD | TD | LG | INT | RTG |
|----------------|-----------|-----------|------------|-------------|----------|------------|----------|--------------|
| Tua Tagovailoa | 36 | 27 | 256 | 3/27 | 3 | 46t | 0 | 122.0 |
| TOTAL | 36 | 27 | 256 | 3/27 | 3 | 46t | 0 | 122.0 |

| RUSHING | ATT | YDS | AVG | LG | TD |
|-----------------|-----------|-----------|------------|----------|----------|
| De'Von Achane | 10 | 16 | 1.6 | 6 | 0 |
| Tua Tagovailoa | 1 | 5 | 5.0 | 5 | 0 |
| Ollie Gordon II | 3 | -2 | -0.7 | 3 | 0 |
| TOTAL | 14 | 19 | 1.4 | 6 | 0 |

| RECEIVING | NO | YDS | AVG | LG | TD |
|------------------|-----------|------------|------------|------------|----------|
| Jaylen Waddle | 6 | 110 | 18.3 | 46t | 1 |
| De'Von Achane | 6 | 30 | 5.0 | 10t | 1 |
| Darren Waller | 5 | 78 | 15.6 | 34 | 1 |
| Julian Hill | 4 | 22 | 5.5 | 8 | 0 |
| Malik Washington | 4 | 0 | 0.0 | 8 | 0 |
| Tanner Conner | 2 | 16 | 8.0 | 15 | 0 |
| TOTAL | 27 | 256 | 9.5 | 46t | 3 |

| INTERCEPTIONS | TOT | YDS | AVG | LONG | TD |
|--------------------|-----|-----|-----|------|----|
| Minkah Fitzpatrick | 1 | 7 | 7.0 | 7 | 0 |

SACKS

Jordyn Brooks [0.5/0.0], Jaelan Phillips [1.0/9.0], Bradley Chubb [1.0/10.0], Kenneth Grant [0.5/0.0]

CAROLINA PANTHERS

| PASSING | ATT | CP | YDS | SK/YD | TD | LG | INT | RTG |
|--------------|-----------|-----------|------------|-------------|----------|-----------|----------|-------------|
| Bryce Young | 30 | 19 | 198 | 3/19 | 2 | 29 | 1 | 90.7 |
| TOTAL | 30 | 19 | 198 | 3/19 | 2 | 29 | 1 | 90.7 |

| RUSHING | ATT | YDS | AVG | LG | TD |
|----------------|-----------|------------|------------|-----------|----------|
| Rico Dowdle | 23 | 206 | 9.0 | 53 | 1 |
| Trevor Etienne | 4 | 22 | 5.5 | 12 | 0 |
| Jimmy Horn Jr. | 2 | 10 | 5.0 | 5 | 0 |
| Bryce Young | 3 | 1 | 0.3 | 4 | 0 |
| TOTAL | 32 | 239 | 7.5 | 53 | 1 |

| RECEIVING | NO | YDS | AVG | LG | TD |
|-------------------|-----------|------------|-------------|-----------|----------|
| Tetairoa McMillan | 6 | 73 | 12.2 | 29 | 0 |
| Rico Dowdle | 3 | 28 | 9.3 | 13 | 0 |
| Xavier Legette | 2 | 31 | 15.5 | 24 | 1 |
| Jimmy Horn Jr. | 2 | 21 | 10.5 | 17 | 0 |
| James Mitchell | 1 | 11 | 11.0 | 11 | 0 |
| Brycen Tremayne | 1 | 9 | 9.0 | 9 | 0 |
| Trevor Etienne | 1 | 7 | 7.0 | 7 | 0 |
| Hunter Renfrow | 1 | 7 | 7.0 | 7 | 0 |
| Tommy Tremble | 1 | 7 | 7.0 | 7 | 0 |
| Mitchell Evans | 1 | 4 | 4.0 | 4t | 1 |
| TOTAL | 19 | 198 | 10.4 | 29 | 2 |

| INTERCEPTIONS | TOT | YDS | AVG | LONG | TD |
|---------------|-----|-----|-----|------|----|
| None | | | | | |

SACKS

A'Shawn Robinson [1.0/10.0], Derrick Brown [1.0/10.0], Pat Jones II [1.0/7.0]

GAME RECAP

Miami started the game strong, as quarterback Tua Tagovailoa led an 11-play, 48-yard drive that chewed up nearly six minutes of clock, highlighted by a 34-yard completion to tight end Darren Waller. Kicker Riley Patterson capped the series with a 43-yard field goal to put Miami ahead, 3-0.

Moments later, linebacker Bradley Chubb swung momentum further in the Dolphins' favor. At the 6:37 mark of the first quarter, Chubb strip-sacked Panthers quarterback Bryce Young at the Miami 36-yard line and recovered the fumble himself — the team's fourth recovery in the last five quarters.

Tagovailoa turned the takeover into points. He orchestrated a 14-play, 58-yard march that ended with a 10-yard touchdown pass to running back De'Von Achane in the back right corner of the end zone, extending Miami's lead to 10-0 early in the second quarter.

Carolina's next drive stalled when safety Minkah Fitzpatrick intercepted Young at the Miami 44-yard line. The pick from Fitzpatrick marked his first of the season and set up a short field for the offense. Tagovailoa capitalized again, connecting with Waller on a 21-yard strike to move Miami into the red zone. Tagovailoa found Waller up the middle for a 4-yard touchdown to extend Miami's lead, 17-0.

The Panthers responded late in the half. A touchdown from wide receiver Xavier Legette and a 35-yard field goal from kicker Ryan Fitzgerald made it 17-10 at halftime.

Carolina opened the second half with a promising drive, but Miami's defense held firm. On third down, linebacker Jaelan Phillips burst through the line and sacked Young for a 9-yard loss, forcing the Panthers to settle for a 49-yard field goal that cut the Dolphins' lead to 17-13 with 12:35 remaining in the third quarter. Linebacker Jordyn Brooks and defensive tackle Kenneth Grant split a sack with 57 seconds remaining, forcing Carolina to punt as the entered the final quarter.

The Panthers responded with a 7-play, 85-yard scoring drive, led by running back Rico Dowdle. His 1-yard touchdown run gave Carolina a 20-17 lead with 6:10 left to play.

Miami answered immediately. Wideout Malik Washington returned the kickoff 40 yards to near midfield, then three plays later, Tagovailoa found wide receiver Jaylen Waddle racing downfield for a 46-yard touchdown. Patterson's extra point reclaimed the lead, 24-20, with 4:50 left in the contest.

Carolina responded with an 8-play, 83-yard scoring drive that ended in a touchdown pass to tight end Mitchell Evans, giving the Panthers a 27-24 lead with 2:03 left in the game. Miami could not capitalize on the ensuing possession, sealing Carolina's victory.

| Team Statistics | Dolphins | Panthers |
|------------------------------|----------|----------|
| First Downs | 15 | 26 |
| 3rd-Down Eff. (Made/Att/Pct) | 5/13/38% | 5/11/45% |
| 4th-Down Eff. (Made/Att/Pct) | 1/1/100% | 2/2/100% |
| Total Net Yards | 248 | 418 |
| Total Plays | 53 | 65 |
| Yards Per Play | 4.7 | 6.4 |
| Rushes/Net Yards | 14/19 | 32/239 |
| Net Passing | 229 | 179 |
| Pass Attempts/Completions | 36/27 | 30/19 |
| Had Intercepted | 0 | 1 |
| Sacked/Yards Lost | 3/27 | 3/19 |
| Punts/Average | 6/52.0 | 3/53.7 |
| Penalties/Yards | 9/64 | 8/46 |
| Fumbles/Lost | 0/0 | 1/1 |
| Possession Time | 28:46 | 31:14 |



National Football League Game Summary

NFL Copyright © 2025 by The National Football League. All rights reserved. This summary and play-by-play is for the express purpose of assisting media in their coverage of the game; any other use of this material is prohibited without the written permission of the National Football League.

Date: Sunday, 10/5/2025

Miami Dolphins at Carolina Panthers
at Bank of America Stadium, Charlotte, NC

Start Time: 1:02 PM EDT

Game Day Weather

Game Weather: Mostly Cloudy
Open Stadium on Artificial Turf

Temp: 77° F (25.0° C) Humidity: 57%, Wind: E 8 mph
Outdoor Weather: Mostly Cloudy

Officials

Referee: Martin, Clay (19)
Line Judge: Perry, Brian (97)
Back Judge: Wilson, Greg (119)

Umpire: Woods, Steven (54)
Field Judge: Hawkshaw, Dave (107)
Replay Official: Thompson, Bryant (0)

Down Judge: Phillips, Jerod (6)
Side Judge: Ramsey III, Alonzo (80)

Lineups

| Miami Dolphins | | | Carolina Panthers | | |
|--------------------|--------------------|---------|---------------------|------------------|---------|
| Offense | | Defense | Offense | | Defense |
| TE 89 J.Hill | DL 94 Jo.Phillips | | WR 17 X.Legette | OLB 98 D.Wonnum | |
| LT 52 P.Paul | DT 92 Z.Sieler | | WR 13 H.Renfrow | DE 95 D.Brown | |
| LG 72 J.Savaiinaea | LB 40 W.Gay | | LT 79 I.Ekwonu | DE 94 A.Robinson | |
| C 55 A.Brewer | LB 15 Ja.Phillips | | LG 68 D.Lewis | DT 97 B.Brown | |
| RG 69 C.Strange | LB 2 B.Chubb | | C 64 C.Mays | OLB 91 P.Jones | |
| RT 79 L.Borom | LB 20 J.Brooks | | RG 70 B.Christensen | LB 32 T.Wallace | |
| WR 17 J.Waddle | LB 25 T.Dodson | | RT 72 T.Moton | LB 56 C.Rozeboom | |
| WR 6 M.Washington | CB 23 J.Jones | | TE 82 T.Tremble | CB 2 M.Jackson | |
| QB 1 T.Tagovailoa | CB 26 R.Douglas | | WR 4 T.McMillan | CB 8 Ja.Horn | |
| FB 30 A.Ingold | S 21 A.Davis | | QB 9 B.Young | S 21 N.Scott | |
| RB 28 D.Achane | S 29 M.Fitzpatrick | | RB 9 R.Dowdle | S 7 T.Moehrig | |

Substitutions

LB 3 K.Britt, LB 8 M.Judon, S 9 I.Melifonwu, S 11 D.Trader, P 16 J.Bailey, WR 18 N.Westbrook-Ikhine, DB 22 E.Campbell, CB 27 E.Bonner, RB 31 O.Gordon, CB 32 J.Brents, CB 38 C.Armstrong, LB 44 C.Robinson, K 47 R.Patterson, LS 49 J.Cardona, LB 53 C.Goode, OL 64 D.Brunskill, T 70 K.Lamm, OL 71 K.Smith, TE 80 T.Conner, WR 82 D.Eskridge, TE 83 D.Waller, WR 84 T.Washington, DT 90 K.Grant, DT 91 M.Butler, DT 95 B.Jones

OLB 3 P.Umanmielen, P 6 S.Martin, K 10 R.Fitzgerald, OLB 11 N.Scourton, WR 15 J.I.Horn, RB 20 D.Dallas, S 22 L.Ransom, RB 23 T.Etienne, CB 29 A.Evans, CB 31 C.Thornton, S 36 D.Richardson, ILB 40 K.Barnes, S 42 T.Thomas, LS 44 J.Jansen, OLB 48 T.Incoom, LB 55 M.Njongmeta, LB 57 B.Martin-Scott, C 60 N.Samac, T 74 J.Curhan, T 77 Y.Nijman, TE 84 M.Evans, TE 85 J.Mitchell, WR 87 B.Tremayne, DT 92 C.Jackson, DE 93 L.Ray

Did Not Play

QB 0 Z.Wilson

QB 14 A.Dalton

Not Active

RB 5 J.Wright, 3QB 14 Q.Ewers, WR 19 C.Wilson, CB 36 S.Duck, DT 93 Z.Biggers

Not Active

TE 0 J.Sanders, CB 26 C.Smith-Wade, RB 30 C.Hubbard, LB 53 C.Cherelus, DT 96 J.Crumedey, DT 99 T.Wharton

Field Goals (made) & missed)

| R.Patterson | | (43) | R.Fitzgerald | | (35) (49) | | |
|-------------|-------------------|------|--------------|----|-----------|----|-------|
| | | | 1 | 2 | 3 | 4 | OT |
| VISITOR: | Miami Dolphins | | 3 | 14 | 0 | 7 | 0 |
| HOME: | Carolina Panthers | | 0 | 10 | 3 | 14 | 0 |
| | | | | | | | Total |
| | | | | | | | 24 |
| | | | | | | | 27 |

Scoring Plays

| Team | Qtr | Time | Play Description (Extra Point) (Drive Info) | Visitor | Home |
|-------------------------|-----|-------|-------------------------------------------------------------------------|------------|------|
| Dolphins | 1 | 9:03 | R.Patterson 43 yd. Field Goal (11-48, 5:57) | 3 | 0 |
| Dolphins | 2 | 14:55 | D.Achane 10 yd. pass from T.Tagovailoa (R.Patterson kick) (14-58, 6:36) | 10 | 0 |
| Dolphins | 2 | 10:48 | D.Waller 4 yd. pass from T.Tagovailoa (R.Patterson kick) (5-49, 3:13) | 17 | 0 |
| Panthers | 2 | 3:24 | X.Legette 7 yd. pass from B.Young (R.Fitzgerald kick) (12-76, 7:24) | 17 | 7 |
| Panthers | 2 | 0:00 | R.Fitzgerald 35 yd. Field Goal (11-59, 1:47) | 17 | 10 |
| Panthers | 3 | 12:15 | R.Fitzgerald 49 yd. Field Goal (5-39, 2:45) | 17 | 13 |
| Panthers | 4 | 6:10 | R.Dowdle 1 yd. run (R.Fitzgerald kick) (7-85, 4:02) | 17 | 20 |
| Dolphins | 4 | 4:42 | J.Waddle 46 yd. pass from T.Tagovailoa (R.Patterson kick) (3-57, 1:28) | 24 | 20 |
| Panthers | 4 | 1:59 | M.Evans 4 yd. pass from B.Young (R.Fitzgerald kick) (8-83, 2:43) | 24 | 27 |
| Paid Attendance: 72,301 | | | | Time: 3:08 | |



Miami Dolphins vs Carolina Panthers
10/5/2025 at Bank of America Stadium

Final Individual Statistics

| Miami Dolphins | | | | | | | | | | Carolina Panthers | | | | | | | | | |
|-------------------|--|-----|-----|------|-------|---------|---------------|-----------------|----------|-------------------|-----|------|---------|------|-------|------|----|----|------|
| RUSHING | | ATT | YDS | AVG | LG | TD | RUSHING | | | | ATT | | YDS | AVG | LG | TD | | | |
| D.Achane | | 10 | 16 | 1.6 | 6 | 0 | R.Dowdle | | | | 23 | | 206 | 9.0 | 53 | 1 | | | |
| T.Tagovailoa | | 1 | 5 | 5.0 | 5 | 0 | T.Etienne | | | | 4 | | 22 | 5.5 | 12 | 0 | | | |
| O.Gordon | | 3 | -2 | -0.7 | 3 | 0 | Ji.Horn | | | | 2 | | 10 | 5.0 | 5 | 0 | | | |
| Total | | 14 | 19 | 1.4 | 6 | 0 | B.Young | | | | 3 | | 1 | 0.3 | 4 | 0 | | | |
| | | | | | | | Total | | | | 32 | | 239 | 7.5 | 53 | 1 | | | |
| PASSING | | ATT | CMP | YDS | SK/YD | TD | LG | IN | RT | PASSING | | ATT | CMP | YDS | SK/YD | TD | LG | IN | RT |
| T.Tagovailoa | | 36 | 27 | 256 | 3/27 | 3 | 46 | 0 | 122.0 | B.Young | | 30 | 19 | 198 | 3/19 | 2 | 29 | 1 | 90.7 |
| Total | | 36 | 27 | 256 | 3/27 | 3 | 46 | 0 | 122.0 | Total | | 30 | 19 | 198 | 3/19 | 2 | 29 | 1 | 90.7 |
| PASS RECEIVING | | TAR | REC | YDS | AVG | LG | TD | PASS RECEIVING | | TAR | REC | YDS | AVG | LG | TD | | | | |
| J.Waddle | | 9 | 6 | 110 | 18.3 | 46 | 1 | T.McMillan | | 8 | 6 | 73 | 12.2 | 29 | 0 | | | | |
| D.Achane | | 7 | 6 | 30 | 5.0 | 10 | 1 | R.Dowdle | | 4 | 3 | 28 | 9.3 | 13 | 0 | | | | |
| D.Waller | | 5 | 5 | 78 | 15.6 | 34 | 1 | X.Legette | | 3 | 2 | 31 | 15.5 | 24 | 1 | | | | |
| J.Hill | | 5 | 4 | 22 | 5.5 | 8 | 0 | Ji.Horn | | 3 | 2 | 21 | 10.5 | 17 | 0 | | | | |
| M.Washington | | 5 | 4 | 0 | 0.0 | 8 | 0 | J.Mitchell | | 1 | 1 | 11 | 11.0 | 11 | 0 | | | | |
| T.Conner | | 2 | 2 | 16 | 8.0 | 15 | 0 | B.Tremayne | | 1 | 1 | 9 | 9.0 | 9 | 0 | | | | |
| A.Ingold | | 1 | 0 | 0 | 0.0 | 0 | 0 | H.Renfrow | | 3 | 1 | 7 | 7.0 | 7 | 0 | | | | |
| | | | | | | | | T.Tremble | | 2 | 1 | 7 | 7.0 | 7 | 0 | | | | |
| | | | | | | | | T.Etienne | | 1 | 1 | 7 | 7.0 | 7 | 0 | | | | |
| | | | | | | | | M.Evans | | 1 | 1 | 4 | 4.0 | 4 | 1 | | | | |
| Total | | 34 | 27 | 256 | 9.5 | 46 | 3 | Total | | 27 | 19 | 198 | 10.4 | 29 | 2 | | | | |
| INTERCEPTIONS | | NO | YDS | AVG | LG | TD | INTERCEPTIONS | | NO | YDS | AVG | LG | TD | | | | | | |
| M.Fitzpatrick | | 1 | 7 | 7.0 | 7 | 0 | | | | | | | | | | | | | |
| Total | | 1 | 7 | 7.0 | 7 | 0 | Total | | 0 | 0 | 0 | 0 | 0 | | | | | | |
| PUNTING | | NO | YDS | AVG | NET | TB | IN20 | LG | PUNTING | | NO | YDS | AVG | NET | TB | IN20 | LG | | |
| J.Bailey | | 6 | 312 | 52.0 | 52.0 | 0 | 3 | 61 | S.Martin | | 3 | 161 | 53.7 | 44.0 | 0 | 0 | 61 | | |
| Total | | 6 | 312 | 52.0 | 52.0 | 0 | 3 | 61 | Total | | 3 | 161 | 53.7 | 44.0 | 0 | 0 | 61 | | |
| PUNT RETURNS | | NO | YDS | AVG | FC | LG | TD | PUNT RETURNS | | NO | YDS | AVG | FC | LG | TD | | | | |
| M.Washington | | 3 | 29 | 9.7 | 0 | 15 | 0 | D.Dallas | | 0 | 0 | 0.0 | 4 | 0 | 0 | | | | |
| | | | | | | | | [DOWNED] | | 2 | 0 | 0.0 | 0 | 0 | 0 | | | | |
| Total | | 3 | 29 | 9.7 | 0 | 15 | 0 | Total | | 0 | 0 | 0.0 | 4 | 0 | 0 | | | | |
| KICKOFF RETURNS | | NO | YDS | AVG | FC | LG | TD | KICKOFF RETURNS | | NO | YDS | AVG | FC | LG | TD | | | | |
| M.Washington | | 4 | 98 | 24.5 | 0 | 40 | 0 | D.Dallas | | 5 | 113 | 22.6 | 0 | 24 | 0 | | | | |
| D.Eskridge | | 1 | 24 | 24.0 | 0 | 24 | 0 | | | | | | | | | | | | |
| Total | | 5 | 122 | 24.4 | 0 | 40 | 0 | Total | | 5 | 113 | 22.6 | 0 | 24 | 0 | | | | |
| Miami Dolphins | | | | | | | | | | Carolina Panthers | | | | | | | | | |
| FUMBLES | | | | FUM | LOST | OWN-REC | YDS | TD | FORCED | OPP-REC | YDS | TD | OUT-BDS | | | | | | |
| B.Chubb | | | | 0 | 0 | 0 | 0 | 0 | 1 | 1 | 2 | 0 | 0 | | | | | | |
| Total | | | | 0 | 0 | 0 | 0 | 0 | 1 | 1 | 2 | 0 | 0 | | | | | | |
| Carolina Panthers | | | | FUM | LOST | OWN-REC | YDS | TD | FORCED | OPP-REC | YDS | TD | OUT-BDS | | | | | | |
| B.Young | | | | 1 | 1 | 0 | 0 | 0 | 0 | 0 | 0 | 0 | 0 | | | | | | |
| Total | | | | 1 | 1 | 0 | 0 | 0 | 0 | 0 | 0 | 0 | 0 | | | | | | |



Miami Dolphins vs Carolina Panthers
10/5/2025 at Bank of America Stadium

Final Team Statistics

| | Visitor Dolphins | Home Panthers |
|------------------------------------------------------|---------------------|------------------|
| TOTAL FIRST DOWNS | 15 | 26 |
| By Rushing | 2 | 8 |
| By Passing | 13 | 12 |
| By Penalty | 0 | 6 |
| THIRD DOWN EFFICIENCY | 5-13-38.5% | 5-11-45.5% |
| FOURTH DOWN EFFICIENCY | 1-1-100.0% | 2-2-100.0% |
| TOTAL NET YARDS | 248 | 418 |
| Total Offensive Plays (inc. times thrown passing) | 53 | 65 |
| Average gain per offensive play | 4.7 | 6.4 |
| NET YARDS RUSHING | 19 | 239 |
| Total Rushing Plays | 14 | 32 |
| Average gain per rushing play | 1.4 | 7.5 |
| Tackles for a loss-number and yards | 3-7 | 1-1 |
| NET YARDS PASSING | 229 | 179 |
| Times thrown - yards lost attempting to pass | 3-27 | 3-19 |
| Gross yards passing | 256 | 198 |
| PASS ATTEMPTS-COMPLETIONS-HAD INTERCEPTED | 36-27-0 | 30-19-1 |
| Avg gain per pass play (inc.# thrown passing) | 5.9 | 5.4 |
| KICKOFFS Number-In End Zone-Touchbacks | 5-0-0 | 5-0-0 |
| PUNTS Number and Average | 6-52.0 | 3-53.7 |
| Had Blocked | 0 | 0 |
| FGs - PATs Had Blocked | 0-0 | 0-0 |
| Net Punting Average | 52.0 | 44.0 |
| TOTAL RETURN YARDAGE (Not Including Kickoffs) | 36 | 0 |
| No. and Yards Punt Returns | 3-29 | 0-0 |
| No. and Yards Kickoff Returns | 5-122 | 5-113 |
| No. and Yards Interception Returns | 1-7 | 0-0 |
| PENALTIES Number and Yards | 9-64 | 8-46 |
| FUMBLES Number and Lost | 0-0 | 1-1 |
| TOUCHDOWNS | 3 | 3 |
| Rushing | 0 | 1 |
| Passing | 3 | 2 |
| EXTRA POINTS Made-Attempts | 3-3 | 3-3 |
| Kicking Made-Attempts | 3-3 | 3-3 |
| FIELD GOALS Made-Attempts | 1-1 | 2-2 |
| RED ZONE EFFICIENCY | 2-3-67% | 3-5-60% |
| GOAL TO GO EFFICIENCY | 2-2-100% | 2-2-100% |
| SAFETIES | 0 | 0 |
| FINAL SCORE | 24 | 27 |
| TIME OF POSSESSION | 28:46 | 31:14 |



Miami Dolphins vs Carolina Panthers
10/5/2025 at Bank of America Stadium

Ball Possession And Drive Chart

| Miami Dolphins | | | | | | | | | | | | |
|----------------------|-----------|-----------|-----------|-------------------|-------------|--------|----------|---------|---------|----------|-----------|--------------|
| # | Time Recd | Time Lost | Time Poss | How Ball Obtained | Drive Began | # Play | Yds Gain | Yds Pen | Net Yds | 1st Down | Last Scrm | How Given Up |
| 1 | 15:00 | 9:03 | 5:57 | Kickoff | MIA 27 | 11 | 48 | 0 | 48 | 3 | * CAR 25 | Field Goal |
| 2 | 6:31 | 14:55 | 6:36 | Fumble | MIA 42 | 14 | 58 | 0 | 58 | 5 | * CAR 10 | Touchdown |
| 3 | 14:01 | 10:48 | 3:13 | Interception | CAR 49 | 5 | 44 | 5 | 49 | 3 | * CAR 4 | Touchdown |
| 4 | 3:24 | 1:47 | 1:37 | Kickoff | MIA 25 | 3 | -5 | 0 | -5 | 0 | MIA 20 | Punt |
| 5 | 12:15 | 9:38 | 2:37 | Kickoff | MIA 25 | 3 | 17 | -10 | 7 | 0 | MIA 32 | Punt |
| 6 | 6:57 | 4:25 | 2:32 | Punt | MIA 24 | 5 | 13 | 0 | 13 | 1 | MIA 37 | Punt |
| 7 | 0:03 | 13:22 | 1:41 | Punt | MIA 34 | 3 | 3 | 0 | 3 | 0 | MIA 37 | Punt |
| 8 | 12:21 | 10:12 | 2:09 | Punt | MIA 25 | 4 | 20 | 0 | 20 | 1 | MIA 45 | Punt |
| 9 | 6:10 | 4:42 | 1:28 | Kickoff | MIA 43 | 3 | 57 | 0 | 57 | 2 | CAR 46 | Touchdown |
| 10 | 1:59 | 1:03 | 0:56 | Kickoff | MIA 22 | 3 | -7 | 0 | -7 | 0 | MIA 15 | Punt |
| (318) Average MIA 32 | | | | | | | | | | | | |

| Carolina Panthers | | | | | | | | | | | | | |
|----------------------|-----------|-----------|-----------|---------------|-------------------|-------------|--------|----------|---------|---------|----------|-----------|--------------|
| # | Time Recd | Time Lost | Time Poss | How Ball Poss | How Ball Obtained | Drive Began | # Play | Yds Gain | Yds Pen | Net Yds | 1st Down | Last Scrm | How Given Up |
| 1 | 9:03 | 6:31 | 2:32 | Kickoff | | CAR 31 | 5 | 24 | 5 | 29 | 2 | MIA 30 | Fumble |
| 2 | 14:55 | 14:01 | 0:54 | Kickoff | | CAR 28 | 2 | 4 | 0 | 4 | 0 | CAR 32 | Interception |
| 3 | 10:48 | 3:24 | 7:24 | Kickoff | | CAR 24 | 12 | 81 | -5 | 76 | 5 | * MIA 7 | Touchdown |
| 4 | 1:47 | 0:00 | 1:47 | Punt | | CAR 24 | 11 | 75 | -16 | 59 | 4 | * MIA 17 | Field Goal |
| 5 | 15:00 | 12:15 | 2:45 | Kickoff | | CAR 30 | 5 | 44 | -5 | 39 | 1 | * MIA 31 | Field Goal |
| 6 | 9:38 | 6:57 | 2:41 | Punt | | CAR 14 | 4 | 19 | -5 | 14 | 1 | CAR 28 | Punt |
| 7 | 4:25 | 0:03 | 4:22 | Punt | | CAR 2 | 6 | 26 | 0 | 26 | 1 | CAR 28 | Punt |
| 8 | 13:22 | 12:21 | 1:01 | Punt | | CAR 25 | 3 | 4 | 0 | 4 | 0 | CAR 29 | Punt |
| 9 | 10:12 | 6:10 | 4:02 | Punt | | CAR 15 | 7 | 61 | 24 | 85 | 5 | * MIA 1 | Touchdown |
| 10 | 4:42 | 1:59 | 2:43 | Kickoff | | CAR 17 | 8 | 78 | 5 | 83 | 6 | * MIA 4 | Touchdown |
| 11 | 1:03 | 0:00 | 1:03 | Punt | | CAR 27 | 4 | 2 | 10 | 12 | 1 | CAR 40 | End of Game |
| (237) Average CAR 22 | | | | | | | | | | | | | |

| * inside opponent's 20 | | | | | | | |
|---------------------------------|-------------------|----------------------|-------|------|----------------------|----|-------|
| Time of Possession by Quarter | | 1st | 2nd | 3rd | 4th | OT | Total |
| Visitor | Miami Dolphins | 12:28 | 4:55 | 5:12 | 6:11 | | 28:46 |
| Home | Carolina Panthers | 2:32 | 10:05 | 9:48 | 8:49 | | 31:14 |
| Kickoff Drive No.-Start Average | | Dolphins: 5 - MIA 28 | | | Panthers: 5 - CAR 26 | | |



Miami Dolphins vs Carolina Panthers
10/5/2025 at Bank of America Stadium

Final Defensive Statistics

| Miami Dolphins | Regular Defensive Plays | | | | | | | | | | | Special Teams | | | | | Misc | | | |
|----------------|-------------------------|-----|------|-----|-------|-----|---|----|----|----|----|---------------|-----|----|----|----|------|-----|----|----|
| | TKL | AST | COMB | SK | / YDS | TFL | Q | IN | PD | FF | FR | TKL | AST | FF | FR | BL | TKL | AST | FF | FR |
| J.Brooks | 4 | 9 | 13 | 0.5 | 0 | 0 | 1 | 0 | 0 | 0 | 0 | 0 | 0 | 0 | 0 | 0 | 0 | 0 | 0 | 0 |
| M.Fitzpatrick | 6 | 2 | 8 | 0 | 0 | 0 | 0 | 1 | 1 | 0 | 0 | 0 | 1 | 0 | 0 | 0 | 0 | 0 | 0 | 0 |
| R.Douglas | 6 | 0 | 6 | 0 | 0 | 0 | 0 | 0 | 0 | 0 | 0 | 0 | 0 | 0 | 0 | 0 | 0 | 0 | 0 | 0 |
| A.Davis | 3 | 2 | 5 | 0 | 0 | 0 | 0 | 0 | 0 | 0 | 0 | 0 | 0 | 0 | 0 | 0 | 0 | 0 | 0 | 0 |
| I.Melifonwu | 0 | 5 | 5 | 0 | 0 | 0 | 0 | 0 | 0 | 0 | 0 | 0 | 0 | 0 | 0 | 0 | 0 | 0 | 0 | 0 |
| J.Jones | 4 | 0 | 4 | 0 | 0 | 0 | 0 | 0 | 1 | 0 | 0 | 0 | 0 | 0 | 0 | 0 | 0 | 0 | 0 | 0 |
| T.Dodson | 1 | 3 | 4 | 0 | 0 | 0 | 1 | 0 | 0 | 0 | 0 | 0 | 0 | 0 | 0 | 0 | 0 | 0 | 0 | 0 |
| Ja.Phillips | 3 | 0 | 3 | 1 | 9 | 1 | 2 | 0 | 0 | 0 | 0 | 0 | 0 | 0 | 0 | 0 | 0 | 0 | 0 | 0 |
| B.Jones | 2 | 1 | 3 | 0 | 0 | 0 | 0 | 0 | 0 | 0 | 0 | 0 | 0 | 0 | 0 | 0 | 0 | 0 | 0 | 0 |
| Z.Sieler | 1 | 2 | 3 | 0 | 0 | 0 | 1 | 0 | 0 | 0 | 0 | 0 | 0 | 0 | 0 | 0 | 0 | 0 | 0 | 0 |
| K.Britt | 0 | 3 | 3 | 0 | 0 | 0 | 0 | 0 | 0 | 0 | 0 | 0 | 0 | 0 | 0 | 0 | 0 | 0 | 0 | 0 |
| B.Chubb | 1 | 1 | 2 | 1 | 10 | 1 | 1 | 0 | 0 | 0 | 1 | 1 | 0 | 0 | 0 | 0 | 0 | 0 | 0 | 0 |
| C.Robinson | 1 | 1 | 2 | 0 | 0 | 1 | 0 | 0 | 0 | 0 | 0 | 0 | 0 | 0 | 0 | 0 | 0 | 0 | 0 | 0 |
| K.Grant | 0 | 2 | 2 | 0.5 | 0 | 0 | 1 | 0 | 0 | 0 | 0 | 0 | 0 | 0 | 0 | 0 | 0 | 0 | 0 | 0 |
| Jo.Phillips | 0 | 2 | 2 | 0 | 0 | 0 | 0 | 0 | 0 | 0 | 0 | 0 | 0 | 0 | 0 | 0 | 0 | 0 | 0 | 0 |
| D.Trader | 1 | 0 | 1 | 0 | 0 | 0 | 0 | 0 | 0 | 0 | 0 | 0 | 1 | 0 | 0 | 0 | 0 | 0 | 0 | 0 |
| M.Judon | 0 | 0 | 0 | 0 | 0 | 0 | 1 | 0 | 0 | 0 | 0 | 1 | 1 | 0 | 0 | 0 | 0 | 0 | 0 | 0 |
| E.Campbell | 0 | 0 | 0 | 0 | 0 | 0 | 0 | 0 | 0 | 0 | 0 | 0 | 0 | 0 | 0 | 0 | 0 | 0 | 0 | 0 |
| J.Brents | 0 | 0 | 0 | 0 | 0 | 0 | 0 | 0 | 0 | 0 | 0 | 1 | 0 | 0 | 0 | 0 | 0 | 0 | 0 | 0 |
| C.Goode | 0 | 0 | 0 | 0 | 0 | 0 | 0 | 0 | 0 | 0 | 0 | 0 | 1 | 0 | 0 | 0 | 0 | 0 | 0 | 0 |
| Total | 33 | 33 | 66 | 3 | 19 | 3 | 8 | 1 | 2 | 1 | 1 | 3 | 4 | 0 | 0 | 0 | 0 | 0 | 0 | 0 |

TKL = Tackle AST = Assist COMB = Combined QH=QB Hit IN = Interception PD = Pass Defense FF = Forced Fumble FR = Fumble Recovery

| Carolina Panthers | Regular Defensive Plays | | | | | | | | | | | Special Teams | | | | | Misc | | | |
|-------------------|-------------------------|-----|------|----|-------|-----|----|----|----|----|----|---------------|-----|----|----|----|------|-----|----|----|
| | TKL | AST | COMB | SK | / YDS | TFL | QH | IN | PD | FF | FR | TKL | AST | FF | FR | BL | TKL | AST | FF | FR |
| C.Rozeboom | 5 | 4 | 9 | 0 | 0 | 1 | 0 | 0 | 0 | 0 | 0 | 0 | 0 | 0 | 0 | 0 | 0 | 0 | 0 | 0 |
| T.Moehrig | 6 | 1 | 7 | 0 | 0 | 3 | 0 | 0 | 0 | 0 | 0 | 0 | 0 | 0 | 0 | 0 | 0 | 0 | 0 | 0 |
| L.Ransom | 4 | 0 | 4 | 0 | 0 | 0 | 0 | 0 | 0 | 0 | 0 | 0 | 1 | 0 | 0 | 0 | 0 | 0 | 0 | 0 |
| M.Jackson | 3 | 1 | 4 | 0 | 0 | 0 | 0 | 0 | 0 | 0 | 0 | 0 | 0 | 0 | 0 | 0 | 0 | 0 | 0 | 0 |
| T.Wallace | 2 | 2 | 4 | 0 | 0 | 0 | 0 | 0 | 0 | 0 | 0 | 0 | 0 | 0 | 0 | 0 | 0 | 0 | 0 | 0 |
| N.Scourton | 1 | 3 | 4 | 0 | 0 | 1 | 0 | 0 | 0 | 0 | 0 | 0 | 0 | 0 | 0 | 0 | 0 | 0 | 0 | 0 |
| N.Scott | 3 | 0 | 3 | 0 | 0 | 0 | 0 | 0 | 0 | 0 | 0 | 1 | 1 | 0 | 0 | 0 | 0 | 0 | 0 | 0 |
| A.Robinson | 2 | 1 | 3 | 1 | 10 | 2 | 1 | 0 | 0 | 0 | 0 | 0 | 0 | 0 | 0 | 0 | 0 | 0 | 0 | 0 |
| C.Thornton | 2 | 1 | 3 | 0 | 0 | 0 | 0 | 0 | 1 | 0 | 0 | 0 | 0 | 0 | 0 | 0 | 0 | 0 | 0 | 0 |
| D.Brown | 1 | 2 | 3 | 1 | 10 | 1 | 1 | 0 | 0 | 0 | 0 | 0 | 0 | 0 | 0 | 0 | 0 | 0 | 0 | 0 |
| L.Ray | 2 | 0 | 2 | 0 | 0 | 0 | 0 | 0 | 0 | 0 | 0 | 0 | 0 | 0 | 0 | 0 | 0 | 0 | 0 | 0 |
| P.Jones | 1 | 0 | 1 | 1 | 7 | 1 | 1 | 0 | 0 | 0 | 0 | 0 | 0 | 0 | 0 | 0 | 0 | 0 | 0 | 0 |
| P.Umanmielen | 1 | 0 | 1 | 0 | 0 | 0 | 0 | 0 | 0 | 0 | 0 | 0 | 0 | 0 | 0 | 0 | 0 | 0 | 0 | 0 |
| Ja.Horn | 1 | 0 | 1 | 0 | 0 | 0 | 0 | 0 | 0 | 0 | 0 | 0 | 0 | 0 | 0 | 0 | 0 | 0 | 0 | 0 |
| D.Wonnum | 0 | 1 | 1 | 0 | 0 | 0 | 0 | 0 | 0 | 0 | 0 | 0 | 0 | 0 | 0 | 0 | 0 | 0 | 0 | 0 |
| D.Dallas | 0 | 0 | 0 | 0 | 0 | 0 | 0 | 0 | 0 | 0 | 0 | 1 | 2 | 0 | 0 | 0 | 0 | 0 | 0 | 0 |
| B.Martin-Scott | 0 | 0 | 0 | 0 | 0 | 0 | 0 | 0 | 0 | 0 | 0 | 1 | 0 | 0 | 0 | 0 | 0 | 0 | 0 | 0 |
| K.Barnes | 0 | 0 | 0 | 0 | 0 | 0 | 0 | 0 | 0 | 0 | 0 | 0 | 2 | 0 | 0 | 0 | 0 | 0 | 0 | 0 |
| B.Tremayne | 0 | 0 | 0 | 0 | 0 | 0 | 0 | 0 | 0 | 0 | 0 | 0 | 1 | 0 | 0 | 0 | 0 | 0 | 0 | 0 |
| T.Thomas | 0 | 0 | 0 | 0 | 0 | 0 | 0 | 0 | 0 | 0 | 0 | 0 | 1 | 0 | 0 | 0 | 0 | 0 | 0 | 0 |
| M.Njongmeta | 0 | 0 | 0 | 0 | 0 | 0 | 0 | 0 | 0 | 0 | 0 | 0 | 1 | 0 | 0 | 0 | 0 | 0 | 0 | 0 |
| R.Fitzgerald | 0 | 0 | 0 | 0 | 0 | 0 | 0 | 0 | 0 | 0 | 0 | 0 | 1 | 0 | 0 | 0 | 0 | 0 | 0 | 0 |
| T.Tremble | 0 | 0 | 0 | 0 | 0 | 0 | 0 | 0 | 0 | 0 | 0 | 0 | 0 | 0 | 0 | 0 | 1 | 0 | 0 | 0 |
| R.Dowdle | 0 | 0 | 0 | 0 | 0 | 0 | 0 | 0 | 0 | 0 | 0 | 0 | 0 | 0 | 0 | 0 | 1 | 0 | 0 | 0 |
| Total | 34 | 16 | 50 | 3 | 27 | 9 | 3 | 0 | 1 | 0 | 0 | 3 | 10 | 0 | 0 | 0 | 2 | 0 | 0 | 0 |



Miami Dolphins vs Carolina Panthers
10/5/2025 at Bank of America Stadium

First Half Summary

| PERIOD SCORES | | | | TIME OF POSSESSION | | | | |
|--------------------------------------------|-----|-----------|-------------------------------------------------------------------------|--------------------|--|-------------------|---------|------|
| Dolphins | | 3 14 = 17 | | Dolphins | | 17:23 | | |
| Panthers | | 0 10 = 10 | | Panthers | | 12:37 | | |
| Scoring Plays | | | | | | | | |
| Team | Qtr | Time | Play Description (Extra Point) (Drive Info) | | | | Visitor | Home |
| Dolphins | 1 | 9:03 | R.Patterson 43 yd. Field Goal (11-48, 5:57) | | | | 3 | 0 |
| Dolphins | 2 | 14:55 | D.Achane 10 yd. pass from T.Tagovailoa (R.Patterson kick) (14-58, 6:36) | | | | 10 | 0 |
| Dolphins | 2 | 10:48 | D.Waller 4 yd. pass from T.Tagovailoa (R.Patterson kick) (5-49, 3:13) | | | | 17 | 0 |
| Panthers | 2 | 3:24 | X.Legette 7 yd. pass from B.Young (R.Fitzgerald kick) (12-76, 7:24) | | | | 17 | 7 |
| Panthers | 2 | 0:00 | R.Fitzgerald 35 yd. Field Goal (11-59, 1:47) | | | | 17 | 10 |
| | | | | Miami Dolphins | | Carolina Panthers | | |
| TOTAL FIRST DOWNS | | | | 11 | | 11 | | |
| First Downs Rushing-Passing-by Penalty | | | | 1 - 10 - 0 | | 3 - 7 - 1 | | |
| THIRD DOWN EFFICIENCY | | | | 5-8-62.5% | | 3-4-75.0% | | |
| TOTAL NET YARDS | | | | 145 | | 184 | | |
| Total Offensive Plays | | | | 32 | | 29 | | |
| NET YARDS RUSHING | | | | 14 | | 83 | | |
| NET YARDS PASSING | | | | 131 | | 101 | | |
| Gross Yards Passing | | | | 151 | | 111 | | |
| Times thrown-yards lost attempting to pass | | | | 2-20 | | 1-10 | | |
| Pass Attempts-Completions-Had Intercepted | | | | 21 - 17 - 0 | | 15 - 10 - 1 | | |
| Punts-Number and Average | | | | 1 - 56.0 | | 0 - 0.0 | | |
| Penalties-Number and Yards | | | | 1 - 5 | | 5 - 26 | | |
| Fumbles-Number and Lost | | | | 0 - 0 | | 1 - 1 | | |
| Red Zone Efficiency | | | | 2-3-67% | | 1-2-50% | | |
| Average Drive Start | | | | MIA 36 | | CAR 27 | | |

| Miami Dolphins | | | | | | | | | | Carolina Panthers | | | | | | | | | | | | | | | |
|----------------|--|--|--|--|-----|-----|-----|-------|----|-------------------|----------------|-------|---------|--|-----|-----|-----|-----|------|-----|-------|----|----|----|------|
| RUSHING | | | | | ATT | YDS | AVG | LG | TD | RUSHING | | | | | ATT | YDS | AVG | LG | TD | | | | | | |
| D.Achane | | | | | 7 | 13 | 1.9 | 6 | 0 | R.Dowdle | | | | | 10 | 73 | 7.3 | 25 | 0 | | | | | | |
| O.Gordon | | | | | 2 | 1 | 0.5 | 3 | 0 | T.Etienne | | | | | 2 | 5 | 2.5 | 3 | 0 | | | | | | |
| | | | | | | | | | | Ji.Horn | | | | | 1 | 5 | 5.0 | 5 | 0 | | | | | | |
| Total | | | | | 9 | 14 | 1.6 | 6 | 0 | Total | | | | | 13 | 83 | 6.4 | 25 | 0 | | | | | | |
| PASSING | | | | | ATT | CMP | YDS | SK/YD | TD | LG | IN | RT | PASSING | | | | | ATT | CMP | YDS | SK/YD | TD | LG | IN | RT |
| T.Tagovailoa | | | | | 21 | 17 | 151 | 2/20 | 2 | 34 | 0 | 128.4 | B.Young | | | | | 15 | 10 | 111 | 1/10 | 1 | 29 | 1 | 82.9 |
| Total | | | | | 21 | 17 | 151 | 2/20 | 2 | 34 | 0 | 128.4 | Total | | | | | 15 | 10 | 111 | 1/10 | 1 | 29 | 1 | 82.9 |
| PASS RECEIVING | | | | | TAR | REC | YDS | AVG | LG | TD | PASS RECEIVING | | | | | TAR | REC | YDS | AVG | LG | TD | | | | |
| D.Waller | | | | | 5 | 5 | 78 | 15.6 | 34 | 1 | T.McMillan | | | | | 6 | 6 | 73 | 12.2 | 29 | 0 | | | | |
| J.Waddle | | | | | 4 | 4 | 47 | 11.8 | 13 | 0 | R.Dowdle | | | | | 3 | 2 | 24 | 12.0 | 13 | 0 | | | | |
| D.Achane | | | | | 4 | 3 | 18 | 6.0 | 10 | 1 | X.Legette | | | | | 2 | 1 | 7 | 7.0 | 7 | 1 | | | | |
| J.Hill | | | | | 3 | 2 | 13 | 6.5 | 8 | 0 | T.Etienne | | | | | 1 | 1 | 7 | 7.0 | 7 | 0 | | | | |
| M.Washington | | | | | 2 | 2 | -6 | -3.0 | -1 | 0 | Ji.Horn | | | | | 1 | 0 | 0 | 0.0 | 0 | 0 | | | | |
| T.Conner | | | | | 1 | 1 | 1 | 1.0 | 1 | 0 | H.Renfrow | | | | | 1 | 0 | 0 | 0.0 | 0 | 0 | | | | |
| A.Ingold | | | | | 1 | 0 | 0 | 0.0 | 0 | 0 | | | | | | | | | | | | | | | |
| Total | | | | | 20 | 17 | 151 | 8.9 | 34 | 2 | Total | | | | | 14 | 10 | 111 | 11.1 | 29 | 1 | | | | |

| Miami Dolphins | Regular Defensive Plays | | | | | | | | | | Special Teams | | | | | Misc | | | | |
|----------------|-------------------------|-----|------|----|-------|-----|---|----|----|----|---------------|-----|-----|----|----|------|-----|-----|----|----|
| | TKL | AST | COMB | SK | / YDS | TFL | Q | IN | PD | FF | FR | TKL | AST | FF | FR | BL | TKL | AST | FF | FR |
| J.Brooks | 2 | 4 | 6 | 0 | 0 | 0 | 0 | 0 | 0 | 0 | 0 | 0 | 0 | 0 | 0 | 0 | 0 | 0 | 0 | 0 |
| R.Douglas | 3 | 0 | 3 | 0 | 0 | 0 | 0 | 0 | 0 | 0 | 0 | 0 | 0 | 0 | 0 | 0 | 0 | 0 | 0 | 0 |
| M.Fitzpatrick | 3 | 0 | 3 | 0 | 0 | 0 | 0 | 1 | 1 | 0 | 0 | 0 | 0 | 1 | 0 | 0 | 0 | 0 | 0 | 0 |
| A.Davis | 2 | 1 | 3 | 0 | 0 | 0 | 0 | 0 | 0 | 0 | 0 | 0 | 0 | 0 | 0 | 0 | 0 | 0 | 0 | 0 |
| Total | 10 | 5 | 15 | 0 | 0 | 0 | 0 | 1 | 1 | 0 | 0 | 0 | 0 | 1 | 0 | 0 | 0 | 0 | 0 | 0 |

Miami Dolphins vs Carolina Panthers
10/5/2025 at Bank of America Stadium

First Half Summary

| Carolina Panthers | | | Regular Defensive Plays | | | | | | | | | | Special Teams | | | | | | Misc | | | |
|-------------------|-----|-----|-------------------------|----|-------|-----|----|----|----|----|----|-----|---------------|----|----|----|-----|-----|------|----|--|--|
| | TKL | AST | COMB | SK | / YDS | TFL | QH | IN | PD | FF | FR | TKL | AST | FF | FR | BL | TKL | AST | FF | FR | | |
| C.Rozeboom | 2 | 3 | 5 | 0 | 0 | 0 | 0 | 0 | 0 | 0 | 0 | 0 | 0 | 0 | 0 | 0 | 0 | 0 | 0 | 0 | | |
| T.Moehrig | 3 | 1 | 4 | 0 | 0 | 1 | 0 | 0 | 0 | 0 | 0 | 0 | 0 | 0 | 0 | 0 | 0 | 0 | 0 | 0 | | |
| N.Scourton | 1 | 3 | 4 | 0 | 0 | 1 | 0 | 0 | 0 | 0 | 0 | 0 | 0 | 0 | 0 | 0 | 0 | 0 | 0 | 0 | | |
| L.Ransom | 3 | 0 | 3 | 0 | 0 | 0 | 0 | 0 | 0 | 0 | 0 | 0 | 1 | 0 | 0 | 0 | 0 | 0 | 0 | 0 | | |
| Total | 9 | 7 | 16 | 0 | 0 | 2 | 0 | 0 | 0 | 0 | 0 | 0 | 1 | 0 | 0 | 0 | 0 | 0 | 0 | 0 | | |



Miami Dolphins vs Carolina Panthers at Bank of America Stadium

Play By Play

First Quarter

10/5/2025

CAR wins the coin toss and elects to defer. MIA elects to Receive, and CAR elects to defend the west goal.

R.Fitzgerald kicks 62 yards from CAR 35 to MIA 3. D.Eskridge to MIA 27 for 24 yards (B.Tremayne; D.Dallas).

Miami Dolphins at 15:00, (1st play from scrimmage 14:54)

| | | |
|--------------------|-----------------------------------------------------------------------------------------------------------|----|
| 1-10-MIA 27 | (14:54) (Shotgun) T.Tagovailoa pass short middle to J.Hill to MIA 32 for 5 yards (C.Rozeboom; T.Wallace). | |
| 2-5-MIA 32 | (14:14) (Shotgun) D.Achane up the middle to MIA 38 for 6 yards (D.Wonnum; A.Robinson). | R1 |
| <u>1-10-MIA 38</u> | (13:31) (Shotgun) T.Tagovailoa pass incomplete short left to A.Ingold. | |
| 2-10-MIA 38 | (13:27) (Shotgun) T.Tagovailoa pass short right to J.Waddle pushed ob at MIA 48 for 10 yards (M.Jackson). | P2 |
| <u>1-10-MIA 48</u> | (12:49) T.Tagovailoa pass incomplete short right. | |
| 2-10-MIA 48 | (12:42) T.Tagovailoa pass short left to D.Achane to CAR 48 for 4 yards (C.Rozeboom). | |
| 3-6-CAR 48 | (11:58) (Shotgun) T.Tagovailoa pass deep middle to D.Waller to CAR 14 for 34 yards (N.Scott). | P3 |
| <u>1-10-CAR 14</u> | (11:12) (Shotgun) D.Achane left tackle to CAR 14 for no gain (C.Rozeboom; N.Scourton). | |
| 2-10-CAR 14 | (10:30) (Shotgun) T.Tagovailoa pass short left to M.Washington to CAR 15 for -1 yards (N.Scourton). | |
| 3-11-CAR 15 | (9:48) (Shotgun) T.Tagovailoa sacked at CAR 25 for -10 yards (D.Brown). | |
| 4-21-CAR 25 | (9:08) R.Patterson 43 yard field goal is GOOD, Center-J.Cardona, Holder-J.Bailey. | |

Timeout at 09:03.

MIA 3 CAR 0, 11 plays, 48 yards, 5:57 drive, 5:57 elapsed

R.Patterson kicks 58 yards from MIA 35 to CAR 7. D.Dallas to CAR 31 for 24 yards (M.Judon; M.Fitzpatrick).

Carolina Panthers at 9:03, (1st play from scrimmage 8:58)

| | | |
|--------------------|-------------------------------------------------------------------------------------------------------------------------------------------------------------------------------|----|
| 1-10-CAR 31 | (8:58) (Shotgun) R.Dowdle up the middle to CAR 33 for 2 yards (J.Brooks; Jo.Phillips). | |
| 2-8-CAR 33 | (8:19) B.Young pass incomplete short left to R.Dowdle [Z.Sieler]. | |
| 3-8-CAR 33 | (8:13) (Shotgun) B.Young pass deep right to T.McMillan pushed ob at MIA 38 for 29 yards (A.Davis). | P1 |
| <u>1-10-MIA 38</u> | (7:35) (Shotgun) B.Young pass short left to R.Dowdle to MIA 31 for 7 yards (M.Fitzpatrick). | |
| | PENALTY on MIA-J.Jones, Defensive Holding, 5 yards, enforced at MIA 38 - No Play. | X2 |
| <u>1-10-MIA 33</u> | (7:13) R.Dowdle left guard to MIA 30 for 3 yards (Ja.Phillips). | |
| 2-7-MIA 30 | (6:37) (Shotgun) B.Young sacked at MIA 36 for -6 yards (B.Chubb). FUMBLES (B.Chubb) [B.Chubb], RECOVERED by MIA-B.Chubb at MIA 40. B.Chubb to MIA 42 for 2 yards (T.Tremble). | |

Timeout at 06:31.

Miami Dolphins at 6:31

| | | |
|--------------------|-------------------------------------------------------------------------------------------------------------------------------------------------|----|
| 1-10-MIA 42 | (6:31) D.Achane left end to MIA 42 for no gain (P.Umanmielen). | |
| 2-10-MIA 42 | (5:51) (Shotgun) D.Achane left guard to MIA 44 for 2 yards (N.Scourton; T.Moehrig). | |
| 3-8-MIA 44 | (5:07) (Shotgun) T.Tagovailoa pass short left to J.Waddle pushed ob at CAR 45 for 11 yards (Ja.Horn). MIA-J.Waddle was injured during the play. | P4 |
| <u>1-10-CAR 45</u> | (4:41) (Shotgun) T.Tagovailoa pass short right to T.Conner to CAR 44 for 1 yard (C.Rozeboom). | |
| 2-9-CAR 44 | (3:59) (Shotgun) D.Achane left end to CAR 40 for 4 yards (T.Wallace). ** Injury Update: MIA-J.Waddle has returned to the game. | |
| 3-5-CAR 40 | (3:15) (Shotgun) T.Tagovailoa pass incomplete short right to D.Achane. | |
| 4-5-CAR 40 | (3:12) (Shotgun) T.Tagovailoa pass short left to D.Waller pushed ob at CAR 34 for 6 yards (T.Moehrig). | P5 |
| <u>1-10-CAR 34</u> | (2:36) (Shotgun) T.Tagovailoa pass short middle to D.Waller to CAR 21 for 13 yards (N.Scott). | P6 |
| <u>1-10-CAR 21</u> | (1:57) (Shotgun) O.Gordon right tackle to CAR 18 for 3 yards (L.Ray). | |
| 2-7-CAR 18 | (1:15) (Shotgun) T.Tagovailoa pass incomplete deep left to J.Hill. | |
| 3-7-CAR 18 | (1:09) (Shotgun) T.Tagovailoa pass short left to J.Waddle to CAR 5 for 13 yards (M.Jackson). | P7 |
| <u>1-5-CAR 5</u> | (:28) (Shotgun) D.Achane left tackle to CAR 5 for no gain (L.Ray). | |
| 2-5-CAR 5 | (:01) (No Huddle, Shotgun) T.Tagovailoa pass short middle to M.Washington to CAR 10 for -5 yards (A.Robinson). | |

END OF QUARTER

| | Score | Time Poss | First Downs | | | | | Efficiencies | |
|-------------------|-------|--------------|-------------|---|---|---|--------|--------------|--|
| | | | R | P | X | T | 3 Down | 4 Down | |
| Miami Dolphins | 3 | 12:28 | 1 | 6 | 0 | 7 | 3/5 | 1/1 | |
| Carolina Panthers | 0 | 2:32 | 0 | 1 | 1 | 2 | 1/1 | 0/0 | |



Second Quarter

10/5/2025

Play By Play

Miami Dolphins continued.

3-10-CAR 10 (15:00) (Shotgun) T.Tagovailoa pass short right to D.Achane for 10 yards, TOUCHDOWN.
R.Patterson extra point is GOOD, Center-J.Cardona, Holder-J.Bailey.

P8

Timeout at 14:55.

MIA 10 CAR 0, 14 plays, 58 yards, 6:36 drive, 0:05 elapsed

R.Patterson kicks 61 yards from MIA 35 to CAR 4. D.Dallas to CAR 28 for 24 yards (M.Judon).

Carolina Panthers at 14:55, (1st play from scrimmage 14:47)

1-10-CAR 28 (14:47) (Shotgun) B.Young pass short right to T.McMillan pushed ob at CAR 32 for 4 yards (R.Douglas).
2-6-CAR 32 (14:13) B.Young pass deep middle intended for X.Legette INTERCEPTED by M.Fitzpatrick at MIA 44. M.Fitzpatrick to CAR 49 for 7 yards (R.Dowdle).

Timeout at 14:01.

Miami Dolphins at 14:01

1-10-CAR 49 (14:01) T.Tagovailoa pass short right to D.Achane to CAR 47 for 2 yards (T.Wallace).
PENALTY on CAR-D.Brown, Defensive Offside, 5 yards, enforced at CAR 49 - No Play.
1-5-CAR 44 (13:34) T.Tagovailoa pass deep middle to D.Waller to CAR 23 for 21 yards (L.Ransom).
1-10-CAR 23 (12:54) O.Gordon left end to CAR 25 for -2 yards (T.Moehrig, D.Brown).
2-12-CAR 25 (12:08) (Shotgun) T.Tagovailoa pass short left to J.Hill to CAR 17 for 8 yards (L.Ransom).
3-4-CAR 17 (11:24) (Shotgun) T.Tagovailoa pass short left to J.Waddle pushed ob at CAR 4 for 13 yards (L.Ransom).
1-4-CAR 4 (10:53) T.Tagovailoa pass short middle to D.Waller for 4 yards, TOUCHDOWN.
R.Patterson extra point is GOOD, Center-J.Cardona, Holder-J.Bailey.

P9

P10

P11

Timeout at 10:48.

MIA 17 CAR 0, 5 plays, 49 yards, 1 penalty, 3:13 drive, 4:12 elapsed

R.Patterson kicks 60 yards from MIA 35 to CAR 5. D.Dallas to CAR 24 for 19 yards (E.Campbell).

Carolina Panthers at 10:48, (1st play from scrimmage 10:43)

1-10-CAR 24 (10:43) R.Dowdle right guard to CAR 35 for 11 yards (D.Trader).
1-10-CAR 35 (10:07) PENALTY on CAR-X.Legette, False Start, 5 yards, enforced at CAR 35 - No Play.
1-15-CAR 30 (9:49) (Shotgun) R.Dowdle right tackle to CAR 44 for 14 yards (J.Brooks; J.Melifonwu).
2-1-CAR 44 (9:08) R.Dowdle right tackle to CAR 47 for 3 yards (J.Brooks; K.Grant).
1-10-CAR 47 (8:26) (Shotgun) T.Etienne left end to 50 for 3 yards (J.Brooks).
2-7-50 (7:45) (Shotgun) T.Etienne left tackle to MIA 48 for 2 yards (T.Dodson; B.Chubb).
3-5-MIA 48 (7:02) (Shotgun) B.Young pass incomplete short left to H.Renfrow [T.Dodson].
4-5-MIA 48 (6:57) (Shotgun) B.Young pass deep right to T.McMillan ran ob at MIA 27 for 21 yards (Ja.Philips).
1-10-MIA 27 (6:10) (Shotgun) R.Dowdle up the middle to MIA 25 for 2 yards (C.Robinson; B.Jones).
2-8-MIA 25 (5:32) (Shotgun) B.Young pass short right to T.McMillan to MIA 13 for 12 yards (M.Fitzpatrick).
1-10-MIA 13 (4:48) R.Dowdle up the middle to MIA 14 for -1 yards (C.Robinson).
2-11-MIA 14 (4:10) (Shotgun) R.Dowdle left end pushed ob at MIA 7 for 7 yards (M.Fitzpatrick).
3-4-MIA 7 (3:28) (Shotgun) B.Young pass short right to X.Legette for 7 yards, TOUCHDOWN.
R.Fitzgerald extra point is GOOD, Center-J.Jansen, Holder-S.Martin.

R3

R4

P5

P6

P7

Timeout at 03:24.

MIA 17 CAR 7, 12 plays, 76 yards, 7:24 drive, 11:36 elapsed

R.Fitzgerald kicks 63 yards from CAR 35 to MIA 2. M.Washington to MIA 25 for 23 yards (T.Thomas; L.Ransom).

Miami Dolphins at 3:24, (1st play from scrimmage 3:18)

1-10-MIA 25 (3:18) (Shotgun) T.Tagovailoa pass short left to D.Achane pushed ob at MIA 29 for 4 yards (N.Scourton; C.Rozeeboom).
2-6-MIA 29 (2:35) (Shotgun) D.Achane left guard to MIA 30 for 1 yard (T.Moehrig).

Two-Minute Warning

3-5-MIA 30 (2:00) (Shotgun) T.Tagovailoa sacked at MIA 20 for -10 yards (A.Robinson).
Timeout #1 by CAR at 01:54.
4-15-MIA 20 (1:54) J.Bailey punts 56 yards to CAR 24, Center-J.Cardona, fair catch by D.Dallas.

Carolina Panthers at 1:47

1-10-CAR 24 (1:47) (Shotgun) R.Dowdle right tackle to CAR 49 for 25 yards (M.Fitzpatrick).
1-10-CAR 49 (1:05) Ji.Horn left end ran ob at MIA 46 for 5 yards (J.Jones).
2-5-MIA 46 (:58) (Shotgun) B.Young pass incomplete short left to X.Legette.
PENALTY on CAR-T.Moton, Illegal Formation, 5 yards, enforced at MIA 46 - No Play.
2-10-CAR 49 (:54) B.Young pass short right to R.Dowdle pushed ob at MIA 38 for 13 yards (J.Jones).
1-10-MIA 38 (:47) (Shotgun) R.Dowdle right tackle to MIA 31 for 7 yards (T.Dodson; J.Brooks).
Timeout #2 by CAR at 00:35.
2-3-MIA 31 (:35) (Shotgun) B.Young pass short right to T.Etienne to MIA 24 for 7 yards (R.Douglas; A.Davis).
Timeout #3 by CAR at 00:28.
1-10-MIA 24 (:28) (Shotgun) PENALTY on CAR-T.Tremble, False Start, 6 yards, enforced at MIA 24 - No Play.
1-16-MIA 30 (:28) (Shotgun) B.Young pass short right to R.Dowdle ran ob at MIA 19 for 11 yards (J.Brooks).
2-5-MIA 19 (:24) (Shotgun) B.Young pass short right to T.McMillan pushed ob at MIA 18 for 1 yard (R.Douglas).
Timeout #1 by MIA at 00:21.
3-4-MIA 18 (:21) (Shotgun) B.Young pass short right to T.McMillan to MIA 12 for 6 yards (A.Davis).
1-10-MIA 12 (:08) (No Huddle) B.Young spiked the ball to stop the clock.
Timeout #2 by MIA at 00:07.
2-10-MIA 12 (:07) (Shotgun) PENALTY on CAR-T.Moton, False Start, 5 yards, enforced at MIA 12 - No Play.
2-15-MIA 17 (:07) (Shotgun) B.Young pass incomplete short left to Ji.Horn.
3-15-MIA 17 (:04) R.Fitzgerald 35 yard field goal is GOOD, Center-J.Jansen, Holder-S.Martin.

R8

P9

P10

P11

MIA 17 CAR 10, 11 plays, 59 yards, 1:47 drive, 15:00 elapsed

END OF QUARTER

| | Score | Time Poss | First Downs | | | | Efficiencies | |
|-------------------|-------|--------------|-------------|---|---|---|--------------|--------|
| | | | R | P | X | T | 3 Down | 4 Down |
| Miami Dolphins | 17 | 4:55 | 0 | 4 | 0 | 4 | 2/3 | 0/0 |
| Carolina Panthers | 10 | 10:05 | 3 | 6 | 0 | 9 | 2/3 | 1/1 |



Miami Dolphins vs Carolina Panthers at Bank of America Stadium

Play By Play

Third Quarter

10/5/2025

CAR elects to Receive, and MIA elects to defend the West goal.

R.Patterson kicks 58 yards from MIA 35 to CAR 7. D.Dallas to CAR 30 for 23 yards (J.Brents).

Carolina Panthers at 15:00, (1st play from scrimmage 14:53)

- 1-10-CAR 30 (14:53) R.Dowdle right end to MIA 17 for 53 yards (M.Fitzpatrick).
- 1-10-MIA 17 (14:01) (Shotgun) PENALTY on CAR, Delay of Game, 5 yards, enforced at MIA 17 - No Play.
- 1-15-MIA 22 (13:45) (Shotgun) R.Dowdle right guard to MIA 22 for no gain (J.Brooks; Z.Sieler).
- 2-15-MIA 22 (13:03) (Shotgun) B.Young pass incomplete short left to T.Tremble.
- 3-15-MIA 22 (12:58) (Shotgun) B.Young sacked at MIA 31 for -9 yards (Ja.Phillips).
- 4-24-MIA 31 (12:19) R.Fitzgerald 49 yard field goal is GOOD, Center-J.Jansen, Holder-S.Martin.

R12

Timeout at 12:15.

MIA 17 CAR 13, 5 plays, 39 yards, 2:45 drive, 2:45 elapsed

R.Fitzgerald kicks 60 yards from CAR 35 to MIA 5. M.Washington to MIA 25 for 20 yards (M.Njongmeta; D.Dallas).

Miami Dolphins at 12:15, (1st play from scrimmage 12:07)

- 1-10-MIA 25 (12:07) (Shotgun) O.Gordon up the middle to MIA 22 for -3 yards (C.Rozeboom).
- 2-13-MIA 22 (11:26) (Shotgun) T.Tagovailoa pass short left to J.Waddle to MIA 41 for 19 yards (T.Moehrig; C.Rozeboom).
- PENALTY on MIA-C.Strange, Offensive Holding, 10 yards, enforced at MIA 22 - No Play.
- 2-23-MIA 12 (10:57) (Shotgun) T.Tagovailoa pass short left to T.Conner pushed ob at MIA 27 for 15 yards (N.Scott).
- 3-8-MIA 27 (10:19) (Shotgun) T.Tagovailoa scrambles left end to MIA 32 for 5 yards (L.Ransom).
- 4-3-MIA 32 (9:45) J.Bailey punts 54 yards to CAR 14, Center-J.Cardona, fair catch by D.Dallas.

Timeout at 09:38.

Carolina Panthers at 9:38

- 1-10-CAR 14 (9:38) (Shotgun) B.Young pass short right to J.Mitchell pushed ob at CAR 25 for 11 yards (J.Brooks).
- 1-10-CAR 25 (9:05) R.Dowdle left end to CAR 26 for 1 yard (J.Brooks; M.Fitzpatrick).
- 2-9-CAR 26 (8:26) (Shotgun) B.Young pass incomplete deep right to T.McMillan (J.Jones).
- 3-9-CAR 26 (8:19) (Shotgun) B.Young pass short right to H.Renfrow to CAR 33 for 7 yards (J.Jones).
- 4-2-CAR 33 (7:24) (Punt formation) PENALTY on CAR, Delay of Game, 5 yards, enforced at CAR 33 - No Play.
- 4-7-CAR 28 (7:08) S.Martin punts 55 yards to MIA 17, Center-J.Jansen. M.Washington to MIA 24 for 7 yards (N.Scott).

P13

Timeout at 06:57.

Miami Dolphins at 6:57

- 1-10-MIA 24 (6:57) (Shotgun) T.Tagovailoa pass short left to M.Washington to MIA 32 for 8 yards (C.Thornton).
- 2-2-MIA 32 (6:14) (Shotgun) D.Achane right end to MIA 35 for 3 yards (C.Rozeboom).
- 1-10-MIA 35 (5:32) (Shotgun) D.Achane left end to MIA 37 for 2 yards (M.Jackson; D.Brown).
- 2-8-MIA 37 (4:51) T.Tagovailoa pass incomplete short left.
- 3-8-MIA 37 (4:47) (Shotgun) T.Tagovailoa pass incomplete deep left to M.Washington.
- Penalty on MIA-A.Brewer, Offensive Holding, declined.
- 4-8-MIA 37 (4:39) J.Bailey punts 61 yards to CAR 2, Center-J.Cardona, downed by MIA-J.Cardona.

R12

Timeout at 04:25.

Carolina Panthers at 4:25

- 1-10-CAR 2 (4:25) R.Dowdle left tackle to CAR 4 for 2 yards (J.Jones).
- 2-8-CAR 4 (3:44) (Shotgun) B.Young pass short middle to T.Tremble to CAR 11 for 7 yards (T.Dodson).
- 3-1-CAR 11 (3:00) (Shotgun) B.Young pass short left to B.Tremayne to CAR 20 for 9 yards (R.Douglas).
- 1-10-CAR 20 (2:19) Ji.Horn right end to CAR 25 for 5 yards (M.Fitzpatrick).
- 2-5-CAR 25 (1:37) R.Dowdle up the middle to CAR 28 for 3 yards (B.Jones).
- ** Injury Update: CAR-A.Evans return is Questionable.
- 3-2-CAR 28 (:57) (Shotgun) B.Young sacked at CAR 28 for 0 yards (sack split by J.Brooks and K.Grant).
- 4-2-CAR 28 (:15) S.Martin punts 45 yards to MIA 27, Center-J.Jansen. M.Washington to MIA 34 for 7 yards (N.Scott; K.Barnes).

P14

Miami Dolphins at 0:03

- 1-10-MIA 34 (:03) (Shotgun) D.Achane left end to MIA 32 for -2 yards (T.Moehrig).

END OF QUARTER

| | Score | Time Pass | First Downs | | | | | Efficiencies | |
|-------------------|-------|--------------|-------------|---|---|---|--------|--------------|-----|
| | | | R | P | X | T | 3 Down | 4 Down | |
| Miami Dolphins | 17 | 5:12 | 1 | 0 | 0 | 1 | 0/2 | | 0/0 |
| Carolina Panthers | 13 | 9:48 | 1 | 2 | 0 | 3 | 1/4 | | 0/0 |



Miami Dolphins vs Carolina Panthers at Bank of America Stadium

Play By Play

Fourth Quarter

10/5/2025

Miami Dolphins continued.

- 2-12-MIA 32 (15:00) (Shotgun) T.Tagovailoa pass short left to M.Washington to MIA 30 for -2 yards (T.Moehrig, T.Wallace).
- 3-14-MIA 30 (14:18) (Shotgun) T.Tagovailoa pass short right to J.Hill to MIA 37 for 7 yards (C.Thornton).
- 4-7-MIA 37 (13:29) J.Bailey punts 43 yards to CAR 20, Center-J.Cardona, fair catch by D.Dallas.
PENALTY on MIA-E.Bonner, Illegal Formation, 5 yards, enforced at CAR 20.

Timeout at 13:22.

Carolina Panthers at 13:22

- 1-10-CAR 25 (13:22) B.Young pass incomplete short left.
- 2-10-CAR 25 (13:19) (Shotgun) B.Young pass short left to Ji.Horn to CAR 29 for 4 yards (I.Melifonwu; T.Dodson).
- 3-6-CAR 29 (12:40) (Shotgun) B.Young pass incomplete short right [M.Judon].
- 4-6-CAR 29 (12:33) S.Martin punts 61 yards to MIA 10, Center-J.Jansen. M.Washington to MIA 25 for 15 yards (D.Dallas).

Timeout at 12:21.

Miami Dolphins at 12:21

- 1-10-MIA 25 (12:21) T.Tagovailoa pass short left to J.Waddle to MIA 42 for 17 yards (M.Jackson). CAR-M.Jackson was injured during the play. P13
- 1-10-MIA 42 (11:50) (Shotgun) T.Tagovailoa pass short middle to J.Hill to MIA 44 for 2 yards (T.Moehrig).
- 2-8-MIA 44 (11:06) (Shotgun) T.Tagovailoa pass short right to D.Achane to MIA 45 for 1 yard (T.Wallace).
Timeout #1 by CAR at 10:28.
- 3-7-MIA 45 (10:28) (Shotgun) T.Tagovailoa pass incomplete deep right to J.Waddle. ** Injury Update: CAR-M.Jackson has returned to the game.
- 4-7-MIA 45 (10:23) J.Bailey punts 40 yards to CAR 15, Center-J.Cardona, downed by MIA-E.Bonner.

Timeout at 10:12.

Carolina Panthers at 10:12

- 1-10-CAR 15 (10:12) R.Dowdle left tackle to CAR 16 for 1 yard (J.Brooks).
PENALTY on MIA-M.Butler, Illegal Use of Hands, 5 yards, enforced at CAR 16. X15
- 1-10-CAR 21 (9:47) (Shotgun) B.Young pass short left to R.Dowdle to CAR 25 for 4 yards (J.Brooks; I.Melifonwu).
- 2-6-CAR 25 (9:09) R.Dowdle right guard to MIA 32 for 43 yards (M.Fitzpatrick). R16
- 1-10-MIA 32 (8:26) (Shotgun) R.Dowdle up the middle to MIA 27 for 5 yards (K.Britt; J.Brooks).
- 2-5-MIA 27 (7:53) B.Young pass incomplete short right [C.Robinson].
PENALTY on MIA-C.Robinson, Hip Drop Tackle, 14 yards, enforced at MIA 27 - No Play. X17
- 1-10-MIA 13 (7:49) B.Young pass incomplete short left to T.McMillan.
PENALTY on MIA-J.Jones, Defensive Holding, 5 yards, enforced at MIA 13 - No Play. X18
- 1-8-MIA 8 (7:43) (Shotgun) R.Dowdle up the middle to MIA 5 for 3 yards (Z.Sieler; Jo.Phillips).
**** Injury Update: MIA-T.Dodson is Out of the game.**
- 2-5-MIA 5 (6:57) (Shotgun) B.Young scrambles up the middle to MIA 1 for 4 yards (Ja.Phillips, K.Britt).
**** Injury Update: MIA-C.Armstrong return is Questionable.**
- 3-1-MIA 1 (6:14) Y.Nijman reported in as eligible. R.Dowdle left guard for 1 yard, **TOUCHDOWN.** R19
The Replay Official reviewed the runner broke the plane ruling, and the play was Upheld. The ruling on the field stands.
R.Fitzgerald extra point is GOOD, Center-J.Jansen, Holder-S.Martin.

MIA 17 CAR 20, 7 plays, 85 yards, 3 penalties, 4:02 drive, 8:50 elapsed

R.Fitzgerald kicks 62 yards from CAR 35 to MIA 3. M.Washington to MIA 43 for 40 yards (R.Fitzgerald; K.Barnes).

Miami Dolphins at 6:10, (1st play from scrimmage 6:00)

- 1-10-MIA 43 (6:00) (Shotgun) T.Tagovailoa pass short left to D.Achane to 50 for 7 yards (C.Rozeboom; C.Thornton).
- 2-3-50 (5:32) (No Huddle, Shotgun) T.Tagovailoa pass short right to D.Achane to CAR 46 for 4 yards (C.Rozeboom). P14
- 1-10-CAR 46 (4:50) **T.Tagovailoa pass deep left to J.Waddle for 46 yards, TOUCHDOWN.** P15
R.Patterson extra point is GOOD, Center-J.Cardona, Holder-J.Bailey.

MIA 24 CAR 20, 3 plays, 57 yards, 1:28 drive, 10:18 elapsed

R.Patterson kicks 65 yards from MIA 35 to CAR 0. T.Etienne to CAR 20 for 20 yards (J.Brents).

PENALTY on MIA-M.Fitzpatrick, Illegal Formation, 5 yards, enforced at MIA 35 - No Play.

R.Patterson kicks 66 yards from MIA 30 to CAR 4. D.Dallas to CAR 31 for 27 yards (D.Trader; C.Goode).

PENALTY on CAR-T.Incoom, Offensive Holding, 10 yards, enforced at CAR 27.

Carolina Panthers at 4:42, (1st play from scrimmage 4:31)

- 1-10-CAR 17 (4:31) R.Dowdle up the middle to CAR 33 for 16 yards (I.Melifonwu; A.Davis). R20



Miami Dolphins vs Carolina Panthers at Bank of America Stadium

| | | |
|--------------------|------------------------------------------------------------------------------------------------|-----|
| | <i>PENALTY on MIA-Z.Sieler, Defensive Holding, 5 yards, enforced at CAR 33.</i> | X21 |
| <u>1-10-CAR 38</u> | (4:26) (Shotgun) B.Young pass deep right to X.Legette ran ob at MIA 38 for 24 yards (A.Davis). | P22 |
| <u>1-10-MIA 38</u> | (4:21) T.Etienne left tackle to MIA 33 for 5 yards (I.Melifonwu; M.Fitzpatrick). | |
| 2-5-MIA 33 | (3:42) (Shotgun) B.Young pass incomplete deep left to T.McMillan. | |
| 3-5-MIA 33 | (3:36) (Shotgun) B.Young pass incomplete short right to H.Renfrow. | |
| 4-5-MIA 33 | (3:31) (Shotgun) B.Young pass short right to Ji.Horn to MIA 16 for 17 yards (R.Douglas). | P23 |
| <u>1-10-MIA 16</u> | (2:48) T.Etienne left tackle to MIA 4 for 12 yards (R.Douglas, K.Britt). | R24 |
| <u>1-4-MIA 4</u> | (2:03) B.Young pass short right to M.Evans for 4 yards, TOUCHDOWN . | P25 |
| | R.Fitzgerald extra point is GOOD, Center-J.Jansen, Holder-S.Martin. | |

Two-Minute Warning

| |
|------------------------------------------------------------------------|
| MIA 24 CAR 27, 8 plays, 83 yards, 1 penalty, 2:43 drive, 13:01 elapsed |
|------------------------------------------------------------------------|

R.Fitzgerald kicks 58 yards from CAR 35 to MIA 7. M.Washington to MIA 22 for 15 yards (B.Martin-Scott).

Miami Dolphins at 1:59, (1st play from scrimmage 1:54)

| | |
|-------------|-------------------------------------------------------------------------------------|
| 1-10-MIA 22 | (1:54) (Shotgun) T.Tagovailoa pass incomplete short left to J.Waddle (C.Thornton). |
| 2-10-MIA 22 | (1:51) (Shotgun) T.Tagovailoa pass incomplete deep right to J.Waddle. |
| 3-10-MIA 22 | (1:46) (Shotgun) T.Tagovailoa sacked at MIA 15 for -7 yards (P.Jones). |
| 4-17-MIA 15 | (1:10) J.Bailey punts 58 yards to CAR 27, Center-J.Cardona, fair catch by D.Dallas. |

Carolina Panthers at 1:03

| | |
|--------------------|-----------------------------------------------------------------------------------------------------|
| 1-10-CAR 27 | (1:03) R.Dowdle right guard to CAR 30 for 3 yards (Z.Sieler). |
| | Timeout #1 by MIA at 00:59. |
| 2-7-CAR 30 | (:59) (Shotgun) R.Dowdle right guard to CAR 32 for 2 yards (B.Jones). |
| | Timeout #2 by MIA at 00:55. |
| 3-5-CAR 32 | (:55) (Shotgun) B.Young pass incomplete deep left to H.Renfrow. |
| | <i>PENALTY on MIA-J.Jones, Defensive Pass Interference, 10 yards, enforced at CAR 32 - No Play.</i> |
| <u>1-10-CAR 42</u> | (:50) B.Young kneels to CAR 40 for -2 yards. |
| 2-12-CAR 40 | (:26) B.Young kneels to CAR 39 for -1 yards. |

END OF QUARTER

| | Score | Time Poss | First Downs | | | | Efficiencies | |
|-------------------|-------|-----------|-------------|---|---|----|--------------|--------|
| | | | R | P | X | T | 3 Down | 4 Down |
| Miami Dolphins | 24 | 6:11 | 0 | 3 | 0 | 3 | 0/3 | 0/0 |
| Carolina Panthers | 27 | 8:49 | 4 | 3 | 5 | 12 | 1/3 | 1/1 |



Miscellaneous Statistics Report

Miami Dolphins vs Carolina Panthers
10/5/2025 at Bank of America Stadium

Ten Longest Plays for Miami Dolphins

| Yards | Qtr | Play Start | Play Description |
|-------|-----|-------------|-------------------------------------------------------------------------------------------------------------------------------------------------|
| 46 | 4 | 1-10-CAR 46 | (4:50) T.Tagovailoa pass deep left to J.Waddle for 46 yards, TOUCHDOWN. |
| 34 | 1 | 3-6-CAR 48 | (11:58) (Shotgun) T.Tagovailoa pass deep middle to D.Waller to CAR 14 for 34 yards (N.Scott). |
| 21 | 2 | 1-5-CAR 44 | (13:34) T.Tagovailoa pass deep middle to D.Waller to CAR 23 for 21 yards (L.Ransom). |
| 17 | 4 | 1-10-MIA 25 | (12:21) T.Tagovailoa pass short left to J.Waddle to MIA 42 for 17 yards (M.Jackson). CAR-M.Jackson was injured during the play. |
| 15 | 3 | 2-23-MIA 12 | (10:57) (Shotgun) T.Tagovailoa pass short left to T.Conner pushed ob at MIA 27 for 15 yards (N.Scott). |
| 13 | 1 | 1-10-CAR 34 | (2:36) (Shotgun) T.Tagovailoa pass short middle to D.Waller to CAR 21 for 13 yards (N.Scott). |
| 13 | 1 | 3-7-CAR 18 | (1:09) (Shotgun) T.Tagovailoa pass short left to J.Waddle to CAR 5 for 13 yards (M.Jackson). |
| 13 | 2 | 3-4-CAR 17 | (11:24) (Shotgun) T.Tagovailoa pass short left to J.Waddle pushed ob at CAR 4 for 13 yards (L.Ransom). |
| 11 | 1 | 3-8-MIA 44 | (5:07) (Shotgun) T.Tagovailoa pass short left to J.Waddle pushed ob at CAR 45 for 11 yards (Ja.Horn). MIA-J.Waddle was injured during the play. |
| 10 | 1 | 2-10-MIA 38 | (13:27) (Shotgun) T.Tagovailoa pass short right to J.Waddle pushed ob at MIA 48 for 10 yards (M.Jackson). |

Ten Longest Plays for Carolina Panthers

| Yards | Qtr | Play Start | Play Description |
|-------|-----|-------------|-----------------------------------------------------------------------------------------------------|
| 53 | 3 | 1-10-CAR 30 | (14:53) R.Dowdle right end to MIA 17 for 53 yards (M.Fitzpatrick). |
| 43 | 4 | 2-6-CAR 25 | (9:09) R.Dowdle right guard to MIA 32 for 43 yards (M.Fitzpatrick). |
| 29 | 1 | 3-8-CAR 33 | (8:13) (Shotgun) B.Young pass deep right to T.McMillan pushed ob at MIA 38 for 29 yards (A.Davis). |
| 25 | 2 | 1-10-CAR 24 | (1:47) (Shotgun) R.Dowdle right tackle to CAR 49 for 25 yards (M.Fitzpatrick). |
| 24 | 4 | 1-10-CAR 38 | (4:26) (Shotgun) B.Young pass deep right to X.Legette ran ob at MIA 38 for 24 yards (A.Davis). |
| 21 | 2 | 4-5-MIA 48 | (6:57) (Shotgun) B.Young pass deep right to T.McMillan ran ob at MIA 27 for 21 yards [Ja.Phillips]. |
| 21 | 4 | 1-10-CAR 17 | (4:31) R.Dowdle up the middle to CAR 33 for 16 yards (I.Melifonwu; A.Davis). |
| 17 | 4 | 4-5-MIA 33 | (3:31) (Shotgun) B.Young pass short right to Ji.Horn to MIA 16 for 17 yards (R.Douglas). |
| 14 | 2 | 1-15-CAR 30 | (9:49) (Shotgun) R.Dowdle right tackle to CAR 44 for 14 yards (J.Brooks; I.Melifonwu). |
| 13 | 2 | 2-10-CAR 49 | (:54) B.Young pass short right to R.Dowdle pushed ob at MIA 38 for 13 yards (J.Jones). |

Touchdown Scoring Information

| | Offense | Defense | Special Teams |
|------------------------|---------|---------|---------------|
| VISITOR Miami Dolphins | 3 | 0 | 0 |
| HOME Carolina Panthers | 3 | 0 | 0 |

Player Scoring Information

| Club | Player | TD | Rush TD | Rec TD | KO TD | Punt TD | Int TD | Fum TD | Misc TD | FG | XP | 2Pt Rush | 2Pt Rec | Sfty | Points |
|------|--------------|----|---------|--------|-------|---------|--------|--------|---------|----|----|----------|---------|------|--------|
| MIA | J.Waddle | 0 | 0 | 1 | 0 | 0 | 0 | 0 | 0 | 0 | 0 | 0 | 0 | 0 | 6 |
| MIA | D.Achane | 0 | 0 | 1 | 0 | 0 | 0 | 0 | 0 | 0 | 0 | 0 | 0 | 0 | 6 |
| MIA | D.Waller | 0 | 0 | 1 | 0 | 0 | 0 | 0 | 0 | 0 | 0 | 0 | 0 | 0 | 6 |
| MIA | R.Patterson | 0 | 0 | 0 | 0 | 0 | 0 | 0 | 0 | 1 | 3 | 0 | 0 | 0 | 6 |
| CAR | R.Fitzgerald | 0 | 0 | 0 | 0 | 0 | 0 | 0 | 0 | 2 | 3 | 0 | 0 | 0 | 9 |
| CAR | R.Dowdle | 0 | 1 | 0 | 0 | 0 | 0 | 0 | 0 | 0 | 0 | 0 | 0 | 0 | 6 |
| CAR | X.Legette | 0 | 0 | 1 | 0 | 0 | 0 | 0 | 0 | 0 | 0 | 0 | 0 | 0 | 6 |
| CAR | M.Evans | 0 | 0 | 1 | 0 | 0 | 0 | 0 | 0 | 0 | 0 | 0 | 0 | 0 | 6 |

Possession Detail

| | First Half | | Second Half | | Game | |
|-----------------------------|------------|-------|-------------|-------|---------|-------|
| | Visitor | Home | Visitor | Home | Visitor | Home |
| Largest Lead | 17 | 0 | 4 | 3 | 17 | 3 |
| Drives Leading | 3 | 0 | 4 | 1 | 7 | 1 |
| Time of Possession Leading | 11:26 | 0:00 | 8:59 | 1:03 | 20:25 | 1:03 |
| Largest Deficit | 0 | -17 | -3 | -4 | -3 | -17 |
| Drives Trailing | 0 | 4 | 2 | 6 | 2 | 10 |
| Time of Possession Trailing | 0:00 | 12:37 | 2:24 | 17:34 | 2:24 | 30:11 |
| Times Score Tied Up | | 0 | | 0 | | 0 |
| Lead Changes | | 1 | | 3 | | 4 |



Playtime Percentage

Percent of playtime per player on offense, defense and special teams (Unofficial)

| Miami Dolphins | | | | | | Carolina Panthers | | | | | | | |
|--------------------|----|---------|---------|---------------|-----|-------------------|----------------|---------|---------------|------|------|-----|-----|
| | | Offense | Defense | Special Teams | | | Offense | Defense | Special Teams | | | | |
| J.Savaiinaea | OL | 55 | 100% | 4 | 14% | B.Christensen | OL | 70 | 100% | 5 | 17% | | |
| L.Borom | OL | 55 | 100% | 4 | 14% | D.Lewis | G | 70 | 100% | 5 | 17% | | |
| P.Paul | T | 55 | 100% | 4 | 14% | I.Ekwonu | T | 70 | 100% | 5 | 17% | | |
| T.Tagovailoa | QB | 55 | 100% | | | T.Moton | T | 70 | 100% | 5 | 17% | | |
| A.Brewer | OL | 55 | 100% | | | C.Mays | C | 70 | 100% | | | | |
| C.Strange | OL | 55 | 100% | | | B.Young | QB | 70 | 100% | | | | |
| J.Waddle | WR | 49 | 89% | | | T.McMillan | WR | 63 | 90% | | | | |
| D.Achane | RB | 48 | 87% | | | X.Legette | WR | 55 | 79% | | | | |
| N.Westbrook-Ikhine | WR | 39 | 71% | 6 | 21% | T.Tremble | TE | 53 | 76% | 5 | 17% | | |
| M.Washington | WR | 32 | 58% | 8 | 28% | R.Dowdle | RB | 47 | 67% | | | | |
| D.Waller | TE | 32 | 58% | | | H.Renfrow | WR | 30 | 43% | 1 | 3% | | |
| J.Hill | TE | 29 | 53% | 15 | 52% | M.Evans | TE | 26 | 37% | 6 | 21% | | |
| A.Ingold | FB | 16 | 29% | 11 | 38% | Ji.Horn | WR | 19 | 27% | | | | |
| O.Gordon | RB | 14 | 25% | 1 | 3% | B.Tremayne | WR | 17 | 24% | 20 | 69% | | |
| T.Conner | TE | 11 | 20% | 18 | 62% | T.Etienne | RB | 14 | 20% | 12 | 41% | | |
| T.Washington | WR | 3 | 5% | | | J.Mitchell | TE | 13 | 19% | 6 | 21% | | |
| D.Eskridge | WR | 2 | 4% | 5 | 17% | D.Dallas | RB | 12 | 17% | 19 | 66% | | |
| M.Fitzpatrick | S | | 70 | 100% | 11 | 38% | Y.Nijman | T | 1 | 1% | 5 | 17% | |
| J.Jones | CB | | 69 | 99% | | N.Scott | S | | 55 | 100% | 7 | 24% | |
| J.Brooks | LB | | 69 | 99% | | T.Wallace | LB | | 55 | 100% | 3 | 10% | |
| R.Douglas | CB | | 69 | 99% | | T.Moehrig | S | | 55 | 100% | | | |
| A.Davis | S | | 58 | 83% | 17 | 59% | Ja.Horn | CB | | 55 | 100% | | |
| Z.Sieler | DT | | 56 | 80% | 11 | 38% | M.Jackson | CB | | 53 | 96% | 4 | 14% |
| Ja.Phillips | LB | | 53 | 76% | | | D.Brown | DE | | 45 | 82% | 3 | 10% |
| B.Chubb | LB | | 52 | 74% | | | A.Robinson | DE | | 41 | 75% | 4 | 14% |
| T.Dodson | LB | | 45 | 64% | 4 | 14% | C.Rozeboom | LB | | 38 | 69% | | |
| K.Grant | DT | | 30 | 43% | 7 | 24% | P.Jones | LB | | 38 | 69% | | |
| M.Butler | DT | | 29 | 41% | | | L.Ransom | S | | 36 | 65% | 17 | 59% |
| I.Melifonwu | S | | 25 | 36% | 6 | 21% | N.Scourtton | LB | | 33 | 60% | 4 | 14% |
| Jo.Phillips | DT | | 23 | 33% | 6 | 21% | D.Wonnum | LB | | 26 | 47% | | |
| C.Armstrong | CB | | 23 | 33% | 3 | 10% | C.Thornton | CB | | 24 | 44% | | |
| K.Britt | LB | | 22 | 31% | 21 | 72% | B.Brown | DT | | 20 | 36% | 3 | 10% |
| C.Robinson | LB | | 21 | 30% | | | P.Umanmielen | LB | | 14 | 25% | 11 | 38% |
| M.Judon | LB | | 20 | 29% | 13 | 45% | L.Ray | DE | | 11 | 20% | 4 | 14% |
| B.Jones | DT | | 20 | 29% | 5 | 17% | C.Jackson | DT | | 6 | 11% | 2 | 7% |
| D.Trader | S | | 12 | 17% | 19 | 66% | T.Incoom | LB | | | | 24 | 83% |
| W.Gay | LB | | 3 | 4% | 7 | 24% | K.Barnes | LB | | | | 23 | 79% |
| E.Campbell | DB | | 1 | 1% | 25 | 86% | M.Njongmeta | LB | | | | 20 | 69% |
| C.Goode | LB | | | | 21 | 72% | B.Martin-Scott | LB | | | | 20 | 69% |
| E.Bonner | CB | | | | 20 | 69% | A.Evans | CB | | | | 15 | 52% |
| J.Bailey | P | | | | 10 | 34% | D.Richardson | S | | | | 15 | 52% |
| J.Cardona | LS | | | | 10 | 34% | R.Fitzgerald | K | | | | 10 | 34% |
| R.Patterson | K | | | | 10 | 34% | T.Thomas | S | | | | 10 | 34% |
| J.Brents | CB | | | | 5 | 17% | S.Martin | P | | | | 8 | 28% |
| D.Brunskill | OL | | | | 4 | 14% | J.Jansen | LS | | | | 8 | 28% |
| K.Lamm | T | | | | 4 | 14% | N.Samac | C | | | | 5 | 17% |
| K.Smith | OL | | | | 4 | 14% | J.Curhan | T | | | | 5 | 17% |



BIOS



STEPHEN ROSS

CHAIRMAN OF THE BOARD / MANAGING GENERAL PARTNER
COLLEGE: MICHIGAN
NFL: 18TH SEASON
DOLPHINS: 18TH SEASON

Stephen M. Ross is the CEO and Chairman of Related Ross, Founder and Non-Executive Chairman of Related Companies and Chairman and Managing General Partner of the Miami Dolphins, Hard Rock Stadium and Formula 1® Crypto.com Miami Grand Prix.

In 1972, Ross formed Related Companies, which has grown into one of the most prominent privately owned real estate firms in the United States. Known for developing the neighborhood-defining Hudson Yards in Manhattan, the company was recently named one of the 50 Most Innovative Companies in the World by Fast Company Magazine and boasts more than \$60 billion in assets owned or under development across the United States. In 2024, Ross founded and became Chief Executive of Related Ross, which has already become the largest commercial-property owner in downtown West Palm Beach. Focused on continued development and inclusive economic growth across South Florida, Related Ross has attracted a new generation of leaders across finance and technology to The Gold Coast and elicited renewed interest and investment in the region. Ross first invested in the Miami Dolphins in February 2008 and assumed the responsibilities of managing general partner of both the Miami Dolphins and Hard Rock Stadium in 2009. The role is the culmination of one of his long-held dreams — Ross grew up in South Florida and the Dolphins have been a lifetime passion for him.

Throughout the Dolphins organization, Ross' ethos of building a first-class team on and off the field is etched deep. His more than \$1 billion of private investment in Hard Rock Stadium and its surrounding properties — most notably to modernize the stadium from 2015-17 — has transformed the iconic venue into a global entertainment destination that showcases the best Miami has to offer and attracts a talent and event lineup that is unparalleled in professional sports. As a result of Ross' vision and investment, Hard Rock Stadium secured events such as Super Bowl LIV — which coincided with the 100th season of the NFL — as well as the 2021 and 2026 College Football Playoff National Championships, the Formula 1® Crypto.com Miami Grand Prix, 2026 FIFA World Cup, major global concert tours, international soccer matches and a host of world-class events over the past decade.

With football, Ross has demonstrated a steadfast commitment to provide coaches, players and support staff the resources necessary to build a winning team that will compete for championships. He invested \$135 million into the state-of-the-art Baptist Health Training Complex, which opened in July 2021. In the annual NFLPA Player Team Report Cards survey, Ross has received the highest ownership grade among all NFL team owners each of the past two years and the Dolphins were ranked first among all 32 teams in both 2024 and 2025, which scores the player experience in a variety of categories. As a result of Ross' investment, the Dolphins received an A-or-higher rating in all 11 categories each year, including first overall in weight room, training room and training staff, food/cafe/tertia and team travel. The team finished second among all teams in the inaugural survey in 2023. Ross has also invested in the players' personal and professional development off the field, creating and funding the Dolphins Business Combine — a three-day event which allows players to meet with business leaders across a variety of industries and receive training on topics like personal finance, real estate and investments — since 2017.

In 2016, Ross named Chris Grier as general manager and in 2019 gave him full control of football operations. Under Grier's leadership, the team delivered four consecutive winning seasons from 2020-23, marking a first for the franchise in two decades (2000-03). In 2022, Ross selected Mike McDaniel as the team's 11th head coach, who at the time had not received a head coach interview request from another team. Ross identified McDaniel's ingenuity, authentic leadership and innovative thinking as notable traits for a head coach, and in his first two years with the franchise, McDaniel led the team to the playoffs, something Miami had not done in more than 20 years.

Ross has broadened his sports and entertainment portfolio considerably since assuming primary ownership of the Dolphins in 2009, developing what is widely considered one of the most dynamic global operating enterprises in sports and entertainment.

In 2012, Ross established RSE Ventures, a multi-national sports, entertainment and technology investment firm for which he serves as Chairman. That same year, Ross founded global soccer media company Relevant through RSE Ventures. Initially focused on live events, Relevant successfully orchestrated the first-ever El Clásico hosted in North America. The 2017 match between Barcelona and Real Madrid stands as the highest-revenue-grossing soccer match in U.S. history.

Shortly thereafter, Relevent began transitioning its business from event promotion to commercial rights representation. In the years since, it has since grown into the leading and most influential privately-owned commercial partner in soccer worldwide, working with leagues, governing bodies, and other properties to sell media, sponsorship and licensing rights. In 2025, Relevent won a landmark mandate to represent the UEFA men's club competitions — including the UEFA Champions League, Europa League, and Conference League — in the sale of their global media and sponsorship rights for the 2027-2033 cycle. The company's other market-leading partnerships include LALIGA North America, a 20-year joint venture with LALIGA for North and Central America, a 17-year partnership with Bundesliga for the Americas, the Premier League Summer Series event platform in the United States and a media rights, content and marketing partnership with the EFL across the Americas.

Ross also expanded his South Florida sports portfolio beyond the Dolphins and Hard Rock Stadium, adding the Miami Open tennis tournament and the Formula 1® Crypto.com Miami Grand Prix to his growing list of sports and entertainment properties. In 2017, when Miami Open organizers began to explore leaving the tournament's longtime home in Key Biscayne, Florida, Ross stepped in to propose hosting the tournament at Hard Rock Stadium. Two years later, the Miami Open debuted in its new home in Miami Gardens, where Ross had spearheaded and funded the construction of a custom tennis complex that is now considered one of the best in professional tennis in terms of guest experience and player amenities. The tournament, which is one of the sport's most prestigious outside of the four Grand Slams, has consistently delivered record attendance and revenue in the years since.

In April 2021, Ross became the Chairman and Owner of the Formula 1® Crypto.com Miami Grand Prix. As one of the few sports properties with true global appeal — rivaling the likes of the Olympics and World Cup in terms of consumer interest worldwide — Formula 1 represented a significant opportunity for South Florida to draw widespread attention from and become culturally relevant to a massive international sports audience. Ross and Managing Partner of the Formula 1® Crypto.com Miami Grand Prix, Vice Chairman and CEO Tom Garfinkel worked with specialist designers to create a racetrack that provides great racing and unique fan experiences that are reflective of the diverse and dynamic nature of Miami, with Hard Rock Stadium sitting at the heart of the circuit — made possible as a result of Ross' sole ownership of the venue and surrounding property, as well as his private investment to build the FIA Grade One track. The inaugural race was named the Best New Event of 2022 by the Sports Business Journal and the organization was named Promoter of the Year by Formula 1 after just the third edition of the event, while delivering an estimated economic impact of more than \$1 billion to the local area. Thanks to Ross' efforts, the Formula 1® Crypto.com Miami Grand Prix has cemented itself as America's premier Formula 1 race and a marquee event at the intersection of sports and culture, with a new extended contract through 2041, making it the longest agreement in the sport.

Following these successes, Ross has taken further steps to realize his ambitions of transforming South Florida into a leading global sports hub. He facilitated the sale of a 13% stake in the Dolphins, Hard Rock Stadium and the Formula 1® Crypto.com Miami Grand Prix to Ares Management funds and Brooklyn Nets owners Joe Tsai and Oliver Weisberg in December 2024, with the raise intended to fuel continued investment into his diverse South Florida-based sports and entertainment portfolio. Ross also played a central role in securing Miami-Dade as a host for the 2026 FIFA World Cup 2026, with the region's matches set to take place at Hard Rock Stadium. The event will showcase South Florida on a global scale and is expected to generate approximately \$1.5 billion in economic impact for the community.

Deeply committed to supporting and uniting the South Florida community, Ross routinely leverages the platforms of the Dolphins, Hard Rock Stadium, Formula 1® Crypto.com Miami Grand Prix and Miami Open tennis tournament to make a lasting positive impact in the region. Under his stewardship, the Dolphins have raised nearly \$90 million for local cancer research through the Dolphins Cancer Challenge, which is now the largest fundraiser in the NFL. In June 2020, Ross and the Miami Dolphins Foundation announced a year-long Food Relief Program with a \$3 million investment and an additional \$1 million from the Lennar Foundation. The initiative provided 1,000 meals each day from local minority-owned restaurants to churches, community groups and those in need during the pandemic. Through this program, the Dolphins' Community Restaurant Program was established, which continues to operate for numerous stadium and community events, along with the Formula 1® Crypto.com Miami Grand Prix, allowing local restaurants to showcase on a global stage. Furthermore, Ross has used his platform to harness the unifying power of sport to advance race relations across the country through the establishment of the nonprofit Ross Initiative in Sports for Equality (RISE). RISE was recognized in 2017 by ESPN's Humanitarian Awards with the Stuart Scott ENSPIRE Award, which celebrates people and organizations who have taken an innovative approach to help the disadvantaged through the power of sports. This also connects to Ross' vision of the Dolphins' FOOTBALL UNITES™ program to effectuate positive social change. Under his leadership, the Dolphins organization actively embraces the diversity and intersections that make up South Florida, working with groups to improve relationships and foster understanding. In February 2020, the Miami Dolphins were honored by the Fritz Pollard Alliance with the Paul J. Tagliabue Award for their leadership in advancing diversity. Ross was among Sports Business Journal's Leaders in Diversity and Inclusive Hiring honorees in March 2021.

In May 2013, Ross pledged to give more than half of his estate to philanthropic causes and charitable organizations, including South Florida-based institutions. The commitment was made through the Giving Pledge, a long-term global initiative that aims to inspire deeper engagement in philanthropy and increase charitable giving globally. He is also the largest single donor to the University of Michigan supporting the

Ross School of Business, critical athletic facilities, scholarships, career development programs and faculty recruitment.

Over the years, Ross has received numerous honors for his business, civic and philanthropic activities. In August 2019, Ross was inducted into the National Football Foundation Leadership Hall of Fame. The prestigious award recognizes the country's most influential individuals who have ascended to the highest levels of success and exhibited the critical leadership qualities that transcend ordinary enterprises. He also received the Jackie Robinson Foundation ROBIE Lifetime Achievement Award, which recognizes individuals who have dedicated their lives to promoting equal opportunity and inclusion.

Ross graduated from the University of Michigan with a Bachelor of Business Administration degree and from Wayne State University Law School with a Juris Doctor degree. He later received a Master of Laws in Taxation from New York University School of Law. In 2004, the University of Michigan renamed its business school the Stephen M. Ross School of Business at the University of Michigan and in 2011, the school awarded him an honorary Doctor of Laws degree at its commencement.



CHRIS GRIER

GENERAL MANAGER
COLLEGE: MASSACHUSETTS
NFL: 31ST SEASON
DOLPHINS: 26TH SEASON

Chris Grier serves as the general manager of the Miami Dolphins and oversees personnel and all football operations for the club. The 2025 campaign marks his 26th season with the franchise, rising from area scout to national scout, director of college scouting and general manager during that time. He was named general manager in 2016 and given full control of football operations in 2019.

The Dolphins have improved under Grier's leadership, posting five winning seasons, including four consecutive from 2020-23, a feat the franchise had not accomplished in more than 20 years. The Dolphins also reached the postseason in back-to-back seasons in 2022 and 2023, a first for the franchise since 2000-01. In team building, Grier has utilized all avenues to acquire talented players – providing youth, star power and depth to the roster. He has selected 11 players in the first round, seven of whom remain on the 2025 roster. Grier has evaluated and drafted 13 players who have signed contracts valued among the top 10 at their positions, including four of the highest paid, either for Miami or elsewhere. In 2024, this included wide receiver Jaylen Waddle and quarterback Tua Tagovailoa, securing their production for years to come with long-term contract extensions.

Grier has also acquired several impact players via free agency. The 2024 Dolphins free agent class included players such as tight end Jonnu Smith, who had a record season for the team in 2024, and notable starters like center Aaron Brewer, linebacker Jordyn Brooks and decorated defensive tackle Calais Campbell. Grier has also identified and added talent through the waiver wire – such as defensive tackle Zach Sieler, who had consecutive historic seasons for the Dolphins in 2024-25 – and with numerous undrafted college free agents who have gone on to become perennial starters for the club.

Since he took over football operations, Grier has not shied away from trades, making 44 over the past seven years. This includes two trades ahead of the 2025 season to acquire three-time first-team All Pro safety Minkah Fitzpatrick, whom Grier first drafted to the Dolphins in 2018, from the Pittsburgh Steelers in a blockbuster deal, as well as tight end Darren Waller from the Giants. Other notable trades include sending tackle Laremy Tunsil to the Houston Texans for a bevy of picks in 2019, trading for then-six time Pro Bowl wide receiver Tyreek Hill and Pro Bowl linebacker Bradley Chubb in 2022, and acquiring three-time All Pro cornerback Jalen Ramsey in 2023.

In 2024, the Dolphins won six of their last nine games after opening the season with a 2-6 record and improved in nearly every metric over the second half of the year. Tagovailoa led the league with a 72.9 completion percentage, which set a single-season franchise record and was the third-best mark in NFL history. Smith set franchise records by a tight end in receptions (88), receiving yards (884) and receiving touchdowns (8). Running back De'Von Achane, whom Grier selected in the second round of the 2023 NFL Draft, set franchise records in receptions (78) and receiving touchdowns (6) by a running back.

Miami's defense also had success in 2024, finishing fourth in total defense (314.4), marking the second consecutive year the Dolphins delivered a top-10 defensive finish. Sieler led the unit, recording 10-plus sacks (10.0) in back-to-back seasons, becoming the first Dolphin to do so since Cameron Wake (2016-17). Brooks recorded the most tackles (143) by a Dolphin since Pro Football Hall of Famer Zach Thomas. Linebacker Chop

Robinson, Miami's first-round selection (21st overall) in 2024, recorded the fifth-most sacks (6.0) by a rookie in franchise history.

On special teams, kicker Jason Sanders had a career year in 2024, with 37 field goals made, including 27 consecutive to close the season, a franchise record. Sanders also made nine-consecutive field goals of more than 50 yards, included several game-winning or game tying kicks, and was the only kicker in the NFL to make at least one field goal in all 17 games.

In 2023, Grier put together a roster that included 10 different players with a combined 33 Pro Bowl appearances, and six of the NFL's Top 100, as voted by the players. The 2023 Dolphins won 11 games for the first time since 2008, led by a historic offensive unit, and advanced to the postseason for the second consecutive year. Miami led the NFL in total offense (401.3) for the first time since 1994 and ranked second in scoring offense (29.2). Miami also had a top 10 defense (10th, 318.3 yards allowed per game) for the first time since 2010.

Several players delivered career seasons for the Dolphins in 2023. Tagovailoa became the first Dolphin to lead the league in passing yards (4,624) since Dan Marino in 1992. Hill became the first Dolphin to ever lead the league in receiving yards (1,799), setting a new single-season franchise record. Running back Raheem Mostert, a free agent signing in 2022, also broke team records for rushing touchdowns (18) and total touchdowns (23). Waddle became the first player in team record books with three straight 1,000-yard receiving seasons. The 2023 campaign also marked the first time in team history the Dolphins had a 4,000-yard passer, 1,000-yard rusher and two 1,000-yard receivers in the same season.

Defensively, the Dolphins shattered the team sacks record of 49.0 (1983 and 2005) with 56.0 sacks. Sieler, whom Grier signed to a contract extension shortly before the 2023 season, became the first Dolphins defensive tackle to ever top double-digit sacks (10.0) in a season. In his first full season with the club, Chubb had 11.0 sacks, the most by a Dolphin since 2017 (Cameron Wake). It was the first time Miami had teammates with double-digit sacks in the same season since 2003.

As a result of team success, Miami had six players selected to the Pro Bowl in 2023, tied for second-most in the AFC and fourth-most in the NFL. Three of those selections were first-time Pro Bowl players in Tagovailoa, Mostert and fullback Alec Ingold, whom Miami also signed as a free agent in 2022 and was extended at the start of the 2023 season. Hill was a unanimous first-team All-Pro selection and named to his eighth straight Pro Bowl. Ramsey earned his seventh consecutive Pro Bowl selection despite missing the first seven games of the season due to injury. Miami's sixth Pro Bowl selection was tackle Terron Armstead, whom Grier signed as an unrestricted free agent in 2022.

The 2022 season saw the Dolphins secure a playoff berth for the first time since 2016 after finishing with a 9-8 record. With a talented roster and under new head coach Mike McDaniel, the Dolphins delivered a top 10 total offense for the first time since 1995, ranking sixth (364.5 yards per game). Miami was second in yards per play (6.1) and fourth in passing offense (265.4).

Tagovailoa became the youngest NFL quarterback since Dan Marino in 1984 to lead the league in passer rating (105.5). He also led the NFL in red zone passer rating (112.2), third-down passer rating (130.1) and yards per attempt (8.9).

In Hill's first season with the team, he shattered his career highs and the franchise's single-season records for receiving yards (1,710) and receptions (119), finishing second in the league in both. His 1,710 receiving yards were the most by any player in NFL history in his first season with a new team. He earned first-team All-Pro honors and was selected to his seventh consecutive Pro Bowl.

Waddle also put together one of the best seasons by a receiver in Dolphins history in 2022, catching 75 passes for 1,356 yards and eight touchdowns. His 18.1 yards per catch led the NFL while his 1,356 receiving yards were third in Dolphins history. Hill and Waddle combined for 3,066 receiving yards, which was the third-most by a pair of teammates in a season in NFL history.

Defensively, Miami finished fourth in the league in rush defense (103.0) in 2022. Defensive tackle Christian Wilkins, whom Grier drafted in the first round (13th overall) in the 2019 NFL Draft, recorded a career-high 98 tackles, the most in a season by an NFL defensive lineman since 1994. Linebacker Jaelan Phillips, a first-round pick (18th overall) of Grier's in 2021, led the team in sacks for the second straight season with 7.0. Cornerback Xavien Howard (2016, second round) earned his fourth Pro Bowl selection.

In 2021, the Dolphins won eight of their final nine games, including their final six at home. Grier helped construct a defensive unit that featured eight starters drafted by the Dolphins and all 11 starters under the age of 30. The group scored five defensive touchdowns, its most in a single season since 2001.

Miami's 2021 draft class earned key roles immediately. Waddle broke the NFL's nearly 20-year-old rookie receptions record with 104 catches and became the first rookie in Dolphins history to total 1,000 receiving yards. Phillips broke Miami's rookie sack record and finished second among all NFL rookies in the statistic with 8.5. Safety Jevon Holland was the only player in the AFC in 2021 to have multiple sacks, interceptions and fumble recoveries. Offensive lineman Liam Eichenberg was one of just 10 NFL rookie offensive linemen to start at least 16 games.

Howard earned his third Pro Bowl selection in 2021 and Wilkins totaled 89 tackles, which was tied for the most by any NFL defensive lineman since 2013 before he topped that figure in 2022.

In 2020, the Dolphins won 10 games for just the second time in the past decade despite having the second-youngest roster in the NFL. The five-game improvement from 2019 was tied for the best in the league that season and the Dolphins set a team record by starting 10 different rookies that year.

With several offseason additions, Grier helped build one of the NFL's best defenses in 2020. Miami led the league in third-down defense (28.8 pct.) and takeaways (29) and finished sixth in scoring (21.1 points allowed per game).

Two of Grier's draft picks – Howard and Sanders (2018, seventh round) – earned first-team All-Pro honors in 2020, marking the first time since 2006 (Zach Thomas and Jason Taylor) the Dolphins had two first-team All-Pro honorees in the same season.

In 2019, when Grier was given full control of football operations, the Dolphins steadily improved despite having the youngest roster in the NFL, winning five of their final nine games. Wilkins led all rookie defensive linemen with 56 tackles, the fifth-most by an NFL rookie defensive lineman since 2015.

From 2016-18, Grier oversaw the draft and both pro and college scouting departments. He was responsible for the acquisition of multiple All-Pro and Pro Bowl players including Howard, Sanders, Tunsil, Fitzpatrick and wide receiver/returner Jakeem Grant. Other notable selections included linebacker Jerome Baker – a third-round pick in 2018 who went on to become a team captain and record 500-plus tackles in his first five seasons in the league – and running back Kenyan Drake.

In his first draft as general manager in 2016, Grier selected Howard in the second round. In his first seven NFL seasons, Howard earned a first-team All-Pro nod (2020), was selected to the Pro Bowl four times (2018, 2020-22), led the NFL in interceptions in one season (2020), tied for the NFL lead in interceptions in another (2018) and totaled more interceptions than any other NFL player in that span.

Grier helped turn more than half the roster over in 2016, as the team entered training camp with more than 45 new players acquired during the offseason. The results were a four-game improvement from the previous season, the fifth-best mark in the NFL. The Dolphins finished 10-6 with a playoff berth, the team's best record and first playoff appearance since 2008.

From 2007-18, Grier served as the team's director of college scouting (2007-15). During that time, the Dolphins won the AFC East in 2008 and drafted seven players that combined for 14 Pro Bowl selections with the team. The list includes tackle Jake Long (2008-10), defensive tackle Paul Soliai (2011), punter Brandon Fields (2013), center Mike Pouncey (2013-15), safety Reshad Jones (2015, 2017), wide receiver Jarvis Landry (2015-17) and running back Jay Ajayi (2016).

Grier was also successful at finding value late in drafts. Jones, a fifth-round pick in 2010, was named the team's co-MVP following the 2015 season after he became the first player in team history to record at least 100 tackles, four interceptions and two sacks in a season. Ajayi was also a fifth-round pick (2015) and became the fourth player in NFL history to rush for 200 yards in three games during the same season. Ajayi's 1,272 rushing yards in 2016 were third-most in Dolphins history.

Prior to being the team's director of college scouting, Grier served as an area scout with the club from 2000-02, before being promoted to national scout/assistant director of college scouting in 2003. Miami won the AFC East during his first season with the team.

Grier began his career with the New England Patriots as an intern in 1994. He joined the club on a full-time basis the following year, serving as a regional scout until he joined the Dolphins in 2000. In 1996, Grier was part of a New England staff that won the AFC Championship. He helped scout many players for a Patriots roster that went on to win Super Bowls XXXVI, XXXVIII and XXXIX.

Grier has worked with several of football's most successful coaches and executives throughout his career, helping shape his football philosophy. His father, Bobby Grier, is the former vice president of player personnel for the Patriots and senior personnel advisor for the Houston Texans. Grier has also worked with and learned under Pro Football Hall of Fame coach Bill Parcells and legendary coaches Bill Belichick, Pete Carroll and Nick Saban.

Grier attended the University of Massachusetts-Amherst where he majored in journalism and played football for two years before injuries ended his career. He spent his final two years there as an undergraduate assistant.

Chris' brother, Michael, is currently the general manager of the NHL's San Jose Sharks. When Michael was appointed to the position in 2022, he became the first Black general manager in NHL history. Before his tenure in front offices, he played for the Edmonton Oilers, Washington Capitals, San Jose Sharks and Buffalo Sabres.

A native of Holliston, Mass., Grier and his wife, Paige, have two sons, Landon and Jackson.

| CHRIS GRIER'S CAREER | | |
|----------------------|----------------------|------------------------------------------------------------------------------------------------------------------------------------------------------------------------------------------------------------------|
| 1994-99 | New England Patriots | Intern (1994) Regional Scout (1995-99) Area Scout (2000-02) National Scout/Assistant Director of College Scouting (2003-06) Director of College Scouting (2007-15) General Manager (2016-present) |
| 2000-present | Miami Dolphins | |



MIKE McDANIEL

HEAD COACH
COLLEGE: YALE
NFL: 19TH SEASON
DOLPHINS: FOURTH SEASON



2016, 2019

Mike McDaniel was named the 11th head coach of the Miami Dolphins on Feb. 7, 2022. The 2025 season marks McDaniel's 19th in the NFL, fourth with the Dolphins and fourth as a head coach.

The Dolphins have made significant strides collectively as a team and across all three units during his tenure as head coach. McDaniel led the team to the postseason in both 2022 and 2023, which marked Miami's first back-to-back playoff appearances in more than 20 years (2000-01). In doing so, McDaniel became just the third head coach in Dolphins history to make back-to-back playoff appearances in his first two seasons, joining Don Shula (1970-71) and Dave Wannstedt (2000-01). The Dolphins also produced a top-10 offense in 2022 (6th, 364.5 yards per game) and 2023 (1st, 401.3 yards per game), and a top-10 defense in 2023 (10th, 318.3 yards allowed per game) and 2024 (4th, 314.4 yards allowed per game).

In 2024, the Dolphins won six of their last nine games after opening the season with a 2-6 record and improved in nearly every metric over the second half of the year. The team was led by its fourth-ranked defense, which was the best mark by the franchise since 2010 and its first top five finish since 2006. The unit finished ninth in run defense (103.7) and was the only team to not allow a 100-yard rusher in 2024. In fact, Miami has not allowed a 100-yard rusher since Week 1 of the 2023 season. That 33-game streak is the longest active streak in the NFL and longest streak in franchise history since a 38-game streak (1970-73).

Defensive tackle Zach Sieler recorded 10-plus sacks (10.0) for the second consecutive season, becoming the first Dolphin to do so since Cameron Wake (2016-17). His 10.0 sacks in 2024 were the second-most among interior defensive linemen in the NFL and tied himself for the most by a defensive tackle in franchise history. His 20.0 sacks from 2023-24 are the most among interior defensive linemen in the NFL during that span. Defensive tackle Calais Campbell became the only player aged 38 or older to record 5-plus sacks (5.0) in franchise history. Linebacker Jordyn Brooks led the team in tackles (143), which were the most by a Dolphin since Pro Football Hall of Famer Zach Thomas (2006).

Offensively, Miami was one of four teams to have three players with 700-plus receiving yards, and the only team to have three players with 75-plus receptions. The offense set a franchise record in team receptions (413) and finished with the fourth-best average time of possession (31:43) in franchise history. Quarterback Tua Tagovailoa led the NFL in completion percentage (72.9) and red zone passer rating (120.2). His completion percentage was the best mark in franchise history and third best in NFL history. Tight end Jonnu Smith had the best season of his career in McDaniel's offense and broke team records by a tight end for receptions (88) and receiving yards (884), which stood since 2004 (Randy McMichael), and receiving touchdowns (eight). Running back De'Von Achane led NFL running backs in receptions and receiving yards, tallied the third-most scrimmage yards (1,499) by a running back in franchise history and became the first Dolphin to record at least 750 rushing yards and 500 receiving yards in a single season.

On special teams, kicker Jason Sanders had a career year in 2024, with 37 field goals made, including 27 consecutive to close the season, a franchise record. Sanders also made nine-consecutive field goals of more than 50 yards, included several game-winning or game tying kicks, and was the only kicker in the NFL to make at least one field goal in all 17 games.

In 2023, the Dolphins recorded their first 11-win season in 15 years and led the league in total offense (401.3) for the first time since 1994, with McDaniel serving as the offensive play-caller. The unit also led the league in passing offense (265.5), yards per carry (5.1) and quarterback hits allowed (59), while finishing second in scoring offense (29.2). Tagovailoa led the NFL in passing yards (4,624), something a Miami quarterback had not done since 1992 (Dan Marino). Running back Raheem Mostert (1,012) had his first 1,000-yard rushing season at 31 years old and broke team records for rushing touchdowns (18), which stood since 2002 (Ricky Williams), and total touchdowns (21), which stood since 1984 (Mark Clayton). Wide receiver Tyreek Hill (1,799) had the seventh-most receiving yards in NFL history and broke his own team record set a season prior. Wide receiver Jaylen Waddle (1,014) became the first player in team history to post three consecutive 1,000-yard receiving seasons. It was the first time in team history that Miami had a 4,000-yard passer, 1,000-yard rusher and two 1,000-yard receivers in the same season.

McDaniel helped six Dolphins reach the Pro Bowl – Hill, Tagovailoa, Mostert, fullback Alec Ingold, tackle Terron Armstead and cornerback Jalen Ramsey – something the team had not accomplished since 2002. Tagovailoa became the first Dolphins quarterback to be selected to the Pro Bowl since Dan Marino in 1995. Ingold and Mostert also earned their first career Pro Bowl nods. In addition to his eighth straight Pro Bowl,

Hill earned unanimous first-team All-Pro honors.

Miami's defense finished in the top 10 in total defense (10th, 318.3) for the first time since 2010 in McDaniel's second season. The Dolphins posted a team-record 56.0 sacks and defensive tackle Zach Sieler became the first defensive tackle in Dolphins history with double-digit sacks (10.0) in a season. Miami had a sack in all 17 regular-season games and had four interceptions returned for a touchdown, the second-most in single-season team history. The Dolphins had a takeaway in 12 consecutive games to finish the season, including the playoff game.

In his first season at the helm, McDaniel became the fifth coach in Dolphins history to lead his team to the playoffs and just the sixth to post a winning record (9-8) in his first year. Under his leadership, four players earned Pro Bowl selections – Armstead, Hill, linebacker Bradley Chubb and cornerback Xavier Howard. It marked the team's most Pro Bowl selections since 2016. McDaniel led the team to a playoff berth for the first time since 2016 despite starting three different quarterbacks throughout the season.

As the offensive play-caller, McDaniel helped the Dolphins offense finish in the top 10 for the first time since 1995. Miami averaged 364.5 yards per game, which ranked sixth in the league, and 6.14 yards per play, which was second. The Dolphins finished 11th in scoring offense (23.4 points per game), the team's best finish since 2014.

Several players had the best seasons of their career in their first year in McDaniel's offense. Tagovailoa led the NFL in passer rating (105.5), becoming the youngest NFL quarterback to do that since Dan Marino in 1984. He also led the league in red zone passer rating (112.2), third-down passer rating (130.1) and yards per attempt (8.9). Tagovailoa's 3,548 passing yards and 25 passing touchdowns were both career highs.

Hill broke an NFL record for most receiving yards in a player's first season with a new team with 1,710. That mark also broke Miami's single-season franchise record that stood for nearly 40 years (Mark Clayton, 1,389 yards in 1984). Hill's 119 receptions were also a Dolphins record and those two totals ranked second in the NFL in 2022. Hill earned his seventh consecutive Pro Bowl selection.

Another player who thrived in McDaniel's offense was Waddle. In his second NFL season, Waddle caught 75 passes for 1,356 yards and eight touchdowns, leading the league in yards per reception (18.1). His 1,356 receiving yards were third in single-season team history behind Hill and Clayton. Waddle nearly doubled his yards after catch under McDaniel, averaging 6.7 YAC per reception in 2022 compared to 3.5 in 2021.

Hill and Waddle combined for 3,066 receiving yards, which was the third-most by a pair of teammates in a season in NFL history and more than two entire teams had in 2022.

Defensively, Miami ranked fourth in run defense, limiting opponents to 103.0 rushing yards per game. Defensive tackle Christian Wilkins totaled a career-high 98 tackles, the most by an NFL defensive lineman in a season since 1994. Linebacker Elandon Roberts (104) and Sieler (70) also set career highs in tackles.

Prior to Miami, McDaniel spent five seasons (2017-21) with the San Francisco 49ers where he was the team's run game specialist in 2017 before being promoted to run game coordinator in 2018 and again to offensive coordinator in 2021.

In McDaniel's lone season as offensive coordinator, the 49ers finished seventh in the NFL in total offense (375.7 yards per game) and 13th in scoring offense (25.1 points per game) while advancing to the NFC Championship game. San Francisco's offense was balanced, ranking seventh in rushing (127.4) and 12th in passing (248.3). Wide receiver Deebo Samuel recorded 1,405 receiving yards, the most by a 49er since wide receiver Terrell Owens in 2001, and fifth-most in the NFL that season. The 49ers offense had four players earn Pro Bowl selections – Samuel, fullback Kyle Juszczyk, tight end George Kittle and tackle Trent Williams. Williams also earned All-Pro honors.

McDaniel served as San Francisco's run game coordinator from 2018-20. The 49ers ranked fifth in the NFL in rushing in that span, averaging 127.0 yards per game, despite having a different leading rusher in all three seasons.

In 2020, San Francisco had several injuries at the running back position and still finished in the top half of the league with 118.1 rushing yards per game. Juszczyk and Williams earned Pro Bowl selections and Williams was also named All-Pro.

McDaniel helped the 49ers have one of the league's most effective rushing attacks in 2019 as San Francisco went 13-3, winning the NFC and advancing to Super Bowl LIV. The 49ers had the NFL's second-ranked rushing offense, averaging 144.1 yards per game. Juszczyk was named to the Pro Bowl at the end of the season.

In 2018, the 49ers had four different backs rush for at least 200 yards. The 49ers finished 13th in the league in rushing (118.9). Juszczyk was named to the Pro Bowl at the end of the season.

As run game specialist in 2017, McDaniel helped the 49ers rush for 1,662 yards and 15 rushing touchdowns in a season where they were forced to use three different starting quarterbacks due to injury. Juszczyk and tackle Joe Staley earned Pro Bowl selections.

Prior to San Francisco, McDaniel spent two seasons (2015-16) as an offensive assistant with the Atlanta Falcons. During his tenure, the Falcons had the second-best total offense (394.9) and third-best scoring offense (27.5) in the NFL. Atlanta's passing attack ranked second (284.5).

In 2016, Atlanta led the NFL in scoring, averaging 33.8 points per game, en route to finishing 11-5 and winning the NFC to advance to Super Bowl LI. The Falcons had the second-best total offense (415.8), third-best passing offense (295.3) and fifth-best rushing offense (120.5). Four different Falcons earned Pro Bowl selections – Ryan, Jones, running back Devonta Freeman and center Alex Mack. Ryan, Jones and Mack also

earned All-Pro honors.

The 2015 Falcons offense ranked in the top 10 in passing (273.7) and total offense (374.1). Wide receiver Julio Jones, with whom McDaniel worked closely, led the NFL with 1,871 receiving yards, also a Falcons franchise record. Freeman, Jones and fullback Patrick DiMarco all earned Pro Bowl selections and All-Pro honors.

McDaniel spent the 2014 season as wide receivers coach for the Cleveland Browns. In his lone season there the receivers unit helped quarterback Brian Hoyer post the only 3,000-yard passing season of his career.

McDaniel's first job as an NFL position coach came in 2013 with Washington when he was promoted to wide receivers coach. Wide receiver Pierre Garçon had the best season of his 11-year NFL career, leading the NFL with 113 receptions.

McDaniel spent the 2011-12 seasons with Washington as an offensive assistant. On those staffs, McDaniel worked with current NFL head coaches Matt LaFleur (Green Bay), Sean McVay (L.A. Rams) and Kyle Shanahan (San Francisco).

In 2012, Washington led the league in rushing (169.3) and finished 10-6, winning the NFC East. The team was fourth in scoring offense (27.3) and fifth in total offense (383.2).

From 2009-10, McDaniel served as running backs coach for the Sacramento Mountain Lions of the United Football League, where he worked for former NFL head coach, Dennis Green.

McDaniel was an offensive assistant for the Houston Texans from 2006-08 where he worked under three different offensive coordinators in three seasons – Troy Calhoun (2006), Mike Sherman (2007) and Kyle Shanahan (2008).

His first NFL coaching position came as a coaching intern with the Denver Broncos in 2005.

A native of Greeley, Colorado, McDaniel played wide receiver at Yale, where he graduated with a degree in history. He and his wife, Katie, have one daughter, Ayla.

| MIKE MCDANIEL'S COACHING CAREER | | |
|---------------------------------|-----------------------|----------------------------------------------------------------------------------------------|
| 2005 | Denver Broncos | Coaching Intern |
| 2006-08 | Houston Texans | Offensive Assistant |
| 2009-10 | Sacramento (UFL) | Running Backs |
| 2011-13 | Washington Commanders | Offensive Assistant (2011-12) Wide Receivers (2013) |
| 2014 | Cleveland Browns | Wide Receivers |
| 2015-16 | Atlanta Falcons | Offensive Assistant |
| 2017-21 | San Francisco 49ers | Run Game Specialist (2017) Run Game Coordinator (2018-20) Offensive Coordinator (2021) |
| 2022-present | Miami Dolphins | Head Coach |





2025 MIAMI DOLPHINS OFFENSIVE COACHES



FRANK SMITH **OFFENSIVE COORDINATOR**

Born Feb. 21, 1981; Milwaukee, Wis. Offensive lineman Miami (Ohio) 1999-2003. No pro playing experience. College coach: Miami (Ohio) 2004-05, Butler 2006-09. Pro coach: New Orleans Saints 2010-14, Chicago Bears 2015-17, Oakland/Las Vegas Raiders 2018-20, Los Angeles Chargers 2021. Joined Dolphins in 2022.



BUTCH BARRY **OFFENSIVE LINE**

Born March 20, 1978; Sturgeon Bay, Wisc. Offensive lineman Central Michigan 1996-2000. No pro playing experience. College coach: Central Michigan 2002-03, 2010-14, Southwest Minnesota State 2004-05, Minnesota Tech 2006-08, North Greenville 2009, Miami (FL) 2019. Pro coach: Tampa Bay Buccaneers 2015-18, Green Bay Packers 2020, San Francisco 49ers 2021, Denver Broncos 2022. Joined Dolphins in 2023.



DARRELL BEVELL **QB'S/PASS GAME COORDINATOR**

Born Jan. 6, 1970; Yuma, Ariz. Quarterback Wisconsin 1992-95. No pro playing experience. College coach: Westmar 1996, Iowa State 1997, Connecticut 1998-99. Pro coach: Green Bay Packers 2000-05, Minnesota Vikings 2006-10, Seattle Seahawks 2011-17, Detroit Lions 2019-20 (interim head coach five games 2020), Jacksonville Jaguars 2021 (interim head coach four games, 2021). Joined Dolphins in 2022.



JON EMBREE **ASST. HEAD COACH/TIGHT ENDS**

Born Oct. 15, 1965; Los Angeles, Calif. Tight end Colorado 1983-86. Pro tight end Los Angeles Rams 1987-89. College coach: Colorado 1991, 1993-2002 and 2011-12 (head coach), UCLA 2003-05. Pro coach: Kansas City Chiefs 2006-08, Washington Redskins 2010, Cleveland Browns 2013, Tampa Bay Buccaneers 2014-16, San Francisco 49ers 2017-21. Joined Dolphins in 2022.



ROB EVERETT **OFFENSIVE ASSISTANT**

Born May 1, 1980; West Bloomfield, Mich. No college or pro playing experience. College coach: Bridgewater 2016-18, North Carolina 2022, Wisconsin 2023. Pro coach: Memphis Express (AAF) 2019. Joined Dolphins in 2024.




CHANDLER HENLEY **RUN GAME SPECIALIST**

Born June 18, 1983; Littleton, Colo. Wide receiver Yale 2002-06. No pro playing experience. College coach: Vanderbilt 2014, Yale 2015-17. Pro coach: Tennessee Titans 2018-20, Atlanta Falcons 2021. Joined Dolphins in 2022.




LEMUEL JEANPIERRE **ASSISTANT OFFENSIVE LINE**

Born May 19, 1987; Orlando, Fla. Offensive lineman South Carolina 2007-10. Pro offensive lineman Seattle Seahawks 2011-15. Pro coach: Seattle Seahawks 2017, Oakland Raiders 2018-19. Joined Dolphins in 2020.



JONATHAN KAUSE **OFFENSIVE ASSISTANT**

Born Jan. 18, 1992; San Bernardino, Calif. Wide receiver Vanderbilt 2010-13. Pro wide receiver New England Patriots 2014, Philadelphia Eagles 2015, Tampa Bay Buccaneers 2016, San Diego Chargers 2016, Tennessee Titans 2016. College coach: Oregon 2018-20, UNLV 2021-22, San Diego State 2023. Pro coach: Joined Dolphins in 2024.




MAX McCAFFREY **OFFENSIVE ASSISTANT**

Born May 17, 1994; Castle Rock, Colo. Wide receiver Duke 2012-15. Pro wide receiver Jacksonville Jaguars 2017, San Francisco 49ers 2018. College coach: Northern Colorado 2020-22. Pro coach: Joined Dolphins in 2023.




ROBERT PRINCE **WIDE RECEIVERS**

Born May 8, 1965; San Bernardino, Calif. Wide receiver San Bernardino Valley College 1983-84, Humboldt State 1985-86. College coach: Humboldt State 1989-90, Montana State 1991, Sacramento State 1992-93, Fort Lewis College 1994-95, Portland State 1998-00, Boise State 2001-03 and 2011-13, Colorado 2010. Pro coach: Atlanta Falcons 2004-06, Jacksonville Jaguars 2007-08, Seattle Seahawks 2009, Detroit Lions 2014-20, Houston Texans 2021, Dallas Cowboys 2022-24. Joined Dolphins in 2025.



ROMAN SAPOLU **OFFENSIVE ASSISTANT**

Born March 12, 1992; Harbor City, Calif. Offensive lineman Oregon State 2011-14. No pro playing experience. College coach: Nebraska 2015-17, Idaho State 2018, Fresno State 2019-21, Hawai'i 2022-23. Pro coach: Joined Dolphins in 2024.



BOBBY SLOWIK **SR. PASS GAME COORDINATOR**

Born June 9, 1987; Green Bay, Wisc. Wide receiver Michigan Tech 2006-08. Pro coach: Washington Commanders 2011-13, San Francisco 49ers 2017-22, Houston Texans 2023-24. Joined Dolphins in 2025.



ERIC STUDESVILLE **ASSOC. HEAD COACH/RBs**

Born May 29, 1967; Madison, Wis. Defensive back Wisconsin-Whitewater 1985-88. No pro playing experience. College coach: Wingate 1994, Kent State 1995-96. Pro coach: Chicago Bears 1997-2000, New York Giants 2001-03, Buffalo Bills 2004-09, Denver Broncos 2010-17 (interim head coach four games 2010). Joined Dolphins in 2018.




2025 MIAMI DOLPHINS DEFENSIVE COACHES



ANTHONY WEAVER **DEFENSIVE COORDINATOR**

Born July 28, 1980; Killeen, Texas. Defensive end Notre Dame 1998-2001. Pro defensive end Baltimore Ravens 2002-05, Houston Texans 2006-08. College coach: Florida 2010, North Texas 2011. Pro coach: New York Jets 2012, Buffalo Bills 2013, Cleveland Browns 2014-15, Houston Texans 2016-20, Baltimore Ravens 2021-23. Joined Dolphins in 2024.




MATHIEU ARAUJO **CORNERBACKS**

Born April 22, 1993; Fall River, Mass. Defensive back Bridgewater State 2011-14. No pro playing experience. College coach: Springfield College 2016, Boston College 2017-18, Yale 2019-21. Pro coach: Joined Dolphins in 2022.



JOE BARRY **LBs/RUN GAME COORDINATOR**

Born July 5, 1970, Murphysboro, Ill. Linebacker Michigan 1989-90, Southern California 1991-93. No pro playing experience. College coach: Southern California 1995 and 2010-11, Northern Arizona 1996-98, Nevada-Las Vegas 1999. Pro coach: San Francisco 49ers 2000, Tampa Bay Buccaneers 2001-06 and 2009, Detroit Lions 2007-08, San Diego Chargers 2012-14, Washington Redskins 2015-16, Los Angeles Rams 2017-20, Green Bay Packers 2021-23. Joined Dolphins in 2024.




AUSTIN CLARK **DEFENSIVE LINE**

Born Aug. 3, 1990; Tampa, Fla. Defensive tackle California 2009-14. No pro playing experience. College coach: California 2014-15, Southern California 2016-17, Illinois 2018-19. Pro coach: Joined Dolphins in 2020.



KYNJEE' COTTON **ASSISTANT DEFENSIVE LINE**

Born Oct. 4, 1990; Birmingham, Ala. Defensive lineman Alabama State 2008-11. No pro playing experience. College coach: Alabama State 2012, Alabama 2013, Alabama-Birmingham 2014, Birmingham Southern 2015, North Carolina 2016-17, West Georgia 2018, Samford 2019-21, Kennesaw State 2022, LSU 2023. Pro coach: Joined Dolphins in 2024.



RYLAN CROW **OUTSIDE LINEBACKERS**

Born Jan. 27, 1988; Kalamazoo, Mich. Linebacker Bowling Green State 2007-10. No pro playing experience. College coach: Florida 2010, Purdue 2011-13, Baldwin Wallace 2014-16, Ohio State 2017. Pro coach: Tennessee Titans 2018-23. Joined Dolphins in 2024.



BRIAN DUKER **PASS GAME COORD./SECONDARY**

Born July 15, 1989; Baltimore, Md. Attended Towson. No college or pro playing experience. College coach: Towson 2007-10, Bryant 2011-12, Missouri 2013-14. Pro coach: Cleveland Browns 2015, San Francisco 49ers 2016, Baltimore Ravens 2018-20, Detroit Lions 2021-23. Joined Dolphins in 2024.



MATT O'DONNELL **ASSISTANT LINEBACKERS**

Born April 15, 1990; Tipton, Iowa. Linebacker Brown 2008-11. No pro playing experience. College coach: Iowa 2012-13, Southern Mississippi 2014-15, Duke 2016-17, 21, Brown 2022-23. Pro coach: Houston Texans: 2018-20. Joined Dolphins in 2024.



SEAN RYAN **SENIOR DEFENSIVE ASSISTANT**

Born May 1, 1972, Hudson Falls, N.Y. Defensive back/linebacker Hamilton College 1991-94. No pro playing experience. College coach: Siena 1997, Albany 1998-99, Colgate 2000, Boston College 2001-02, Columbia 2003-05, Harvard 2006, South Carolina 2023. Pro coach: New York Giants 2007-15, Houston Texans 2016-18, Detroit Lions 2019-20, Carolina Panthers 2021-22. Joined Dolphins in 2024.



DESHAUN SHEAD **ASSISTANT DEFENSIVE BACKS**

Born June 28, 1989; Palmdale, Calif. Defensive back Portland State 2008-11. Pro defensive back Seattle 2012-17, Detroit Lions 2018, New Orleans 2019. No college coaching experience. Pro coach: Seattle Seahawks 2021-23. Joined Dolphins in 2024.




RYLAN SLOWIK **DBs/PASS GAME SPECIALIST**

Born Dec. 27, 1980; Chicago, Ill. Safety Wisconsin Oshkosh 2002-03. No pro playing experience. College coach: Wisconsin-Oshkosh 2004, Tennessee 2017. Pro coach: Denver Broncos 2005-08, Arizona Cardinals 2009-2014, New York Jets 2015, Cleveland Browns 2016. Joined Dolphins in 2022.



2025 MIAMI DOLPHINS SPECIAL TEAMS COACHES



CRAIG AUKERMAN **SPECIAL TEAMS COORDINATOR**

Born November 22, 1976; McComb, Ohio. Wide receiver Findlay 1995-98. College coach: Findlay 2000, Miami (Ohio) 2001-02 and 2005-08, Western Kentucky 2003-04, Kent State 2009. Pro coach: Denver Broncos 2010, Jacksonville Jaguars 2011-12, San Diego Chargers 2013-16, Tennessee Titans 2017-23, Los Angeles Rams 2024. Joined Dolphins in 2025.



RONNIE BRADFORD **SENIOR SPECIAL TEAMS ASSISTANT**

Born Oct. 1, 1970; Minot, N.D. Cornerback Colorado 1989-92. Pro defensive back Denver Broncos 1993-95, Arizona Cardinals 1996, Atlanta Falcons 1997-2001, Minnesota Vikings 2002. College coach: California 2010, Memphis 2011, Louisiana Tech 2013-15, Southern California 2016-18, Montana 2021-23. Pro coach: Denver Broncos 2003-08, Kansas City Chiefs 2009. Joined Dolphins in 2024.

2025 MIAMI DOLPHINS PLAYER PERFORMANCE COACHES



DAVE PULOKA **DIR. OF PLAYER PERFORMANCE**


Born January 12, 1979; Arlington, Mass. Linebacker Holy Cross 1997-2000. No pro playing experience. College coach: Stevens Institute of Technology 2005, Virginia 2006. Pro coach: Atlanta Falcons 2007. Joined Dolphins in 2008.



BRENT CALLAWAY **STRENGTH & CONDITIONING**

Born August 16, 1979; Wichita, Texas. No college or pro playing experience. Pro coach: Joined Dolphins in 2025.





28 DE'VON ACHANE

RUNNING BACK // 5'9" // 191 // TEXAS A&M '23

ACQUIRED: D3, '23

HOMETOWN: MISSOURI CITY, TEXAS // BORN: 10/13/01

NFL SEASON: THIRD SEASON // DOLPHINS SEASON: THIRD SEASON

NFL CAREER

TRANSACTIONS:

- 3rd-round pick (84th overall) by Miami in the 2023 NFL Draft.

CAREER HONORS:

- Pepsi Zero Sugar NFL Rookie of the Week (vs. N.Y. Giants, 10/8/23).
- AFC Offensive Player of the Week (vs. Denver, 9/24/23).
- Pepsi Zero Sugar NFL Rookie of the Week (vs. Denver, 9/24/23).

CAREER HIGHLIGHTS:

- Played in 33 career games with 25 starts.
- 366 carries for 1,969 yards (5.4 avg.) and 15 TDs.
- 130 receptions for 962 yards (7.4 avg.) and 12 TDs.
- 2 miscellaneous tackles.
- Played in 1 postseason game.
- His 5.4 yards per carry average is the best in team history (minimum 300 attempts):

HIGHEST RUSHING AVERAGE IN DOLPHINS HISTORY (MIN. 300 ATT.)

| PLAYER | YEARS | ATT. | YDS | AVG. |
|-------------------|---------|------|-------|------|
| 1. DE'VON ACHANE | 2023-25 | 366 | 1,969 | 5.4 |
| 2. Mercury Morris | 1969-75 | 754 | 3,877 | 5.1 |
| 3. Tony Nathan | 1979-87 | 732 | 3,543 | 4.8 |
| 4. Reggie Bush | 2011-12 | 433 | 2,072 | 4.7 |
| 5. Kenyan Drake | 2016-19 | 333 | 1,532 | 4.6 |

- His 1,499 scrimmage yards in 2024 were the 3rd-most by a running back in franchise history:

MOST SCRIMMAGE YARDS BY A RUNNING BACK IN SINGLE-SEASON DOLPHINS HISTORY

| PLAYER | YEAR | RUSH | REC | TOT |
|--------------------|------|-------|-------|-------|
| 1. Ricky Williams | 2002 | 1,853 | 363 | 2,216 |
| 2. Ricky Williams | 2003 | 1,372 | 351 | 1,723 |
| 3. DE'VON ACHANE | 2024 | 907 | 592 | 1,499 |
| 4. Delvin Williams | 1978 | 1,258 | 182 | 1,440 |
| 5. Jay Ajayi | 2016 | 141 | 1,272 | 1,413 |

- His 78 receptions and 6 receiving TDs in 2024 set the single-season record for the most by a running back in franchise history:

MOST RECEPTIONS BY A RUNNING BACK IN SINGLE-SEASON DOLPHINS HISTORY

| PLAYER | YEAR | REC. | YDS | TDs |
|------------------|------|------|-----|-----|
| 1. DE'VON ACHANE | 2024 | 78 | 592 | 6 |
| 2. Terry Kirby | 1993 | 75 | 874 | 3 |
| 3. Tony Nathan | 1985 | 72 | 651 | 1 |
| 4. Terry Kirby | 1995 | 66 | 618 | 3 |
| 5. Keith Byars | 1993 | 61 | 613 | 3 |

- His 7.8 yards per carry average in 2023 was the best in NFL history by a running back with at least 100 carries in a season:

BEST RUSHING AVERAGE BY A RUNNING BACK IN SINGLE-SEASON NFL HISTORY (MIN. 100 ATT.)

| PLAYER | TEAM | YEAR | ATT. | YDS | AVG |
|-------------------|------|------|------|-------|-----|
| 1. DE'VON ACHANE | MIA. | 2023 | 103 | 800 | 7.8 |
| 2. Mercury Morris | Mia. | 1973 | 149 | 954 | 6.4 |
| 3. Jamaal Charles | KC | 2010 | 230 | 1,467 | 6.4 |
| 4. Rashad Penny | Sea. | 2021 | 119 | 749 | 6.3 |
| 5. Barry Sanders | Det. | 1997 | 335 | 2,053 | 6.1 |

- His 4 games of 100+ rushing yards in 2023 were tied for the most by a rookie in team history:

MOST 100-YARD RUSHING GAMES BY A DOLPHINS ROOKIE

| PLAYER | YEAR | 100-YD GAMES |
|--------------------|------|--------------|
| 1. DE'VON ACHANE | 2023 | 4 |
| Karim Abdul-Jabbar | 1996 | 4 |
| 3. Troy Stradford | 1987 | 3 |
| Benny Malone | 1974 | 3 |
| 5. Several tied | | 2 |

- His 800 rushing yards in 2023 were the 3rd-most by a rookie in franchise history:

MOST RUSHING YARDS BY A ROOKIE IN DOLPHINS HISTORY

| PLAYER | YEAR | RUSHING YARDS |
|-----------------------|------|---------------|
| 1. Karim Abdul-Jabbar | 1996 | 1,116 |
| 2. Ronnie Brown | 2005 | 907 |
| 3. DE'VON ACHANE | 2023 | 800 |
| 4. Andra Franklin | 1981 | 711 |
| 5. Sammie Smith | 1989 | 659 |

- His 11 total touchdowns in 2023 were tied for 2nd-most by a rookie in franchise history:

MOST TOUCHDOWNS BY A ROOKIE IN DOLPHINS HISTORY

| PLAYER | YEAR | TOT. TDs |
|--------------------|------|----------------------|
| 1. Ron Davenport | 1985 | (11 rush, 2 rec.) 13 |
| 2. DE'VON ACHANE | 2023 | (8 RUSH, 3 REC.) 11 |
| Karim Abdul-Jabbar | 1996 | (11 rush) 11 |
| 4. Andra Franklin | 1981 | (7 rush, 1 rec.) 8 |
| 5. George Rogers | 1981 | 7 |

- His 203 rushing yards on Sept. 24, 2023 vs. Denver were the most by an NFL player in the first or second game of his career since the merger:

MOST RUSHING YARDS IN A PLAYER'S FIRST OR SECOND NFL GAME (SINCE 1970)

| PLAYER | TEAM | DATE | OPP. | YDS |
|--------------------|------|---------|----------|-----|
| 1. DE'VON ACHANE | MIA. | 9/24/23 | VS. DEN. | 203 |
| 2. Otis Anderson | StL | 9/2/79 | vs. Dal. | 193 |
| 3. William Andrews | Atl. | 9/2/79 | at NO | 167 |
| 4. Darren McFadden | Oak. | 9/14/08 | at KC | 164 |
| 5. George Rogers | NO | 9/13/81 | vs. LAR | 162 |

- His 4 total TDs on Sept. 24, 2023 vs. Denver are tied for the most in franchise history:

MOST TOUCHDOWNS IN A GAME IN DOLPHINS HISTORY

| PLAYER | DATE | OPP. | TDs |
|------------------|----------|----------|-----|
| 1. DE'VON ACHANE | 9/24/23 | VS. DEN. | 4 |
| Raheem Mostert | 9/24/23 | vs. Den. | 4 |
| Ronnie Brown | 9/21/08 | at NE | 4 |
| Mark Ingram | 11/27/94 | at NYJ | 4 |
| Paul Warfield | 12/15/73 | vs. Det. | 4 |

- His 203 rushing yards on Sept. 24, 2023 vs. Denver



made him the 5th different Dolphin to rush for 200+ yards in a game and are tied for 7th most in franchise history:

200-YARD RUSHING GAME IN DOLPHINS HISTORY

| PLAYER | DATE | OPP. | YDS |
|------------------------|------------------|-----------------|------------|
| 1. Ricky Williams | 12/1/2002 | at Buf. | 228 |
| 2. Ricky Williams | 12/9/2002 | vs. Chi. | 216 |
| 3. Jay Ajayi | 10/23/2016 | vs. Buf. | 214 |
| 4. Lamar Smith | 12/30/00* | vs. Ind. | 209 |
| 5. Jay Ajayi | 12/24/2016 | at Buf. | 206 |
| 6. Jay Ajayi | 10/16/2016 | vs. Pitt. | 204 |
| 7. DEVON ACHANE | 9/24/2023 | VS. DEN. | 203 |

*Playoff Game

2025 (MIAMI):

- Started 5 games.
- 60 carries for 262 yards (4.4 avg.) and 1 TD.
- 25 receptions for 173 yards (6.9 avg.) and 3 TDs.
- 1 miscellaneous tackle.

AT INDIANAPOLIS (9/7): 7 carries for 55 yards (7.9 avg.); 3 receptions for 20 yards (6.7 avg.) and 1 TD.

- Caught an 11-yard TD pass from QB Tua Tagovailoa for Miami's 1st TD of the season.

VS. NEW ENGLAND (9/14): 11 carries for 30 yards (2.7 avg.); 8 receptions for 92 yards (11.5 avg.) and 1 TD.

- Caught a 29-yard TD pass from QB Tua Tagovailoa to make it a 15-14 game with 33 seconds remaining in the 2nd quarter.

AT BUFFALO (9/18): 12 carries for 62 yards (5.2 avg.); 7 receptions for 29 yards (4.1 avg.).

VS. N.Y. JETS (9/29): 20 carries for 99 yards (5.0 avg.) and 1 TD; 1 reception for 2 yards.

- Scored on a 9-yard TD rush to extend Miami's lead, 24-10, with 5:26 remaining in the 3rd quarter.

AT CAROLINA (10/5): 10 carries for 16 yards (1.6 avg.); 6 receptions for 30 yards (5.0 avg.).

- Caught a 10-yard TD pass from QB Tua Tagovailoa to give Miami a 10-0 lead with 14:55 remaining in the 2nd quarter.

2024 (MIAMI):

- Played in all 17 games with 16 starts.
- 203 carries for 907 yards (4.5 avg.) and 6 TDs.
- 78 receptions for 592 yards (7.6 avg.) and 6 TDs.
- 1 miscellaneous tackle.

VS. JACKSONVILLE (9/8): 10 carries for 24 yards (2.4 avg.) and 1 TD; 7 receptions for 76 yards (10.9 avg.).

- Scored on a 1-yard run with 1:09 remaining in the 2nd quarter.

VS. BUFFALO (9/12): 22 carries for 96 yards (4.4 avg.); 7 receptions for 69 yards (9.9 avg.) and 1 TD.

- Caught a 5-yard TD pass from QB Tua Tagovailoa with 3:21 remaining in the 1st quarter.

VS. ARIZONA (10/27): 10 carries for 97 yards (9.7 avg.); 6 receptions for 69 yards (8.3 avg.) and 1 TD.

- Caught a 12-yard TD pass from QB Tua Tagovailoa with 8:31 remaining in the 3rd quarter.

AT BUFFALO (11/3): 12 carries for 63 yards (5.3 avg.) and 1 TD; 8 receptions for 58 yards (7.3 avg.) and 1 TD.

- Caught a 14-yard TD pass from QB Tua Tagovailoa to give Miami a 10-3 lead with 3:20 remaining in the 2nd

quarter.

- Scored on an 8-yard run with 12:14 remaining in the 4th quarter.

VS. LAS VEGAS (11/17): 17 carries for 73 yards (4.3 avg.) and 1 TD; 4 receptions for 32 yards (8.0 avg.).

- Scored on a 2-yard run to extend Miami's lead to 24-12 with 10:37 remaining in the 2nd quarter.

VS. NEW ENGLAND (11/24): 10 carries for 32 yards (3.2 avg.); 3 receptions for 24 yards (8.0 avg.) and 2 TDs.

- Caught a 9-yard TD pass from QB Tua Tagovailoa to give Miami a 14-0 lead with 7:55 remaining in the 2nd quarter.
- Caught an 11-yard TD pass with QB Tua Tagovailoa to extend Miami's lead to 21-0 with less than 2 minutes remaining in the 2nd quarter.

AT GREEN BAY (11/28): 7 carries for 14 yards (2.0 avg.); 8 receptions for 56 yards (7.0 avg.) and 1 TD.

- Caught a 14-yard TD pass from QB Tua Tagovailoa with 2:43 remaining in the 3rd quarter.

VS. N.Y. JETS (12/8): 14 carries for 24 yards (1.7 avg.) and 1 TD; 6 receptions for 45 yards (7.5 avg.).

- Scored on a 2-yard run with 10:24 remaining in the 1st quarter.

VS. SAN FRANCISCO (12/22): 17 carries for 120 yards (7.1 avg.) and 1 TD; 6 receptions for 70 yards (11.7 avg.).

- Scored on a 50-yard TD run with 1:44 remaining in the game to cement Miami's victory.
- Became the first running back in Dolphins history to record 76 receptions in a single season.

AT N.Y. JETS (1/5): 11 carries for 121 yards (11.0 avg.) and 1 TD.

- Scored on a 15-yard TD run with 14:12 remaining in the 4th quarter.

2023 (MIAMI):

- Played in 11 games with 4 starts.
- Inactive for 2 games.
- Missed 4 games after being placed on injured reserve on Oct. 11 and activated on Nov. 18.
- 103 carries for 800 yards (7.8 avg.) and 8 TDs.
- 27 receptions for 197 yards (7.3 avg.) and 3 TDs.

VS. DENVER (9/24): 18 carries for 203 yards (11.3 avg.) and 2 TDs; 4 receptions for 30 yards (7.5 avg.) and 2 TDs.

- His 203 rushing yards and 4 total TDs both were the most in a game by a rookie in franchise history.
- Tied the franchise record for most total TDs (4) and points scored (24) in a game.
- Scored on an 8-yard run to give Miami a 14-0 lead in the 1st quarter for his 1st career TD.
- Caught a 4-yard TD pass from QB Tua Tagovailoa with 10:16 left in the 2nd quarter.
- Caught a 10-yard TD pass from QB Tua Tagovailoa on the 1st play of the 4th quarter.
- Scored on a 68-yard run to extend Miami's lead to 70-20 in the 4th quarter.

AT BUFFALO (10/1): 8 carries for 101 yards (12.6 avg.) and 2 TDs; 3 receptions for 19 yards (6.3 avg.).

- Became the 4th player in NFL history to score 6 touchdowns in his 1st 3 NFL games, joining RB Kareem Hunt (2017), RB Billy Sims (1980) and RB Dutch Sternaman (1920).
- Became the 4th NFL rookie since 1970 to total at least 6 touchdowns in a 2-game span, joining RB Doug



Martin (2012), RB Mike Anderson (twice, 2000) and WR Randy Moss (1998).

- Became the first Dolphins player to rush for 100+ yards in back-to-back games since RB Kenyan Drake in 2017.
- Became the 21st NFL player since the merger to have at least 2 100-yard rushing performances in his first 3 career games and was the first NFL player to do this since RB Kareem Hunt in 2017.

VS. N.Y. GIANTS (10/8): 11 carries for 151 yards (13.7 avg.) and 1 TD; 1 reception for 14 yards (14.0 avg.).

- Scored on a 76-yard TD run with 10:02 left in the 2nd quarter.
- His 76-yard TD run is tied for the 5th longest in Dolphins history.
- Became the 5th different Dolphins player to have 3 straight 100-yard rushing games, joining RB Ricky Williams (4 different times), RB Ronnie Brown, RB Reggie Bush and RB Jay Ajayi.
- Is the 3rd NFL rookie in the past 35 years to have 3 consecutive games of 100+ rushing yards and a rushing touchdown, joining RB Mike Anderson (Denver, 2000) and RB Barry Sanders (Detroit, 1989).

AT BALTIMORE (12/31): 14 carries for 107 yards (7.6 avg.); 4 receptions for 30 yards (7.5 avg.) and 1 TD.

- Caught a 1-yard TD pass from QB Tua Tagovailoa in the 4th quarter.
- It was his 4th 100-yard rushing game of the season, tying the team rookie record.

POSTSEASON:

AFC WILD CARD AT KANSAS CITY (1/13): 6 carries for 9 yards (1.5 avg.); 3 receptions for 21 yards (7.0 avg.).

HONORS:

- Pepsi Zero Sugar NFL Rookie of the Week (vs. N.Y. Giants, 10/8).
- AFC Offensive Player of the Week (vs. Denver, 9/24).
- Pepsi Zero Sugar NFL Rookie of the Week (vs. Denver, 9/24).

BEFORE THE NFL

COLLEGE (TEXAS AGM):

- 3-year letterman (2020-22) and 1-year starter.

- Also participated in track and field and became the first male Aggie since 2014 to earn All-American honors in the 100m and 200m.
- Also earned 1st-team All-American honors as a member of the 4x100m team.

CAREER: Played in 30 games with 11 starts; 369 carries for 2,376 yards (6.4 avg.) and 21 TDs; 65 receptions for 554 yards (8.5 avg.) and 5 TDs; 20 kickoff returns for 613 yards (30.6 avg.) and 2 TDs.

JUNIOR (2022): Started 10 games; 196 carries for 1,102 yards (5.6 avg.) and 8 TDs; 36 receptions for 196 yards (5.4 avg.) and 3 TDs; 11 kickoff returns for 312 yards (28.4 avg.) and 1 TD.

- 1st-team All-SEC at running back and all-purpose player.
- His 161.0 all-purpose yards per game led the SEC and ranked 4th nationally.

SOPHOMORE (2021): Played in all 12 games with 1 start; 130 carries for 910 yards (7.0 avg.) and 9 TDs; 24 receptions for 261 yards (10.9 avg.) and 1 TD; 9 kickoff returns for 301 yards (33.4 avg.) and 1 TD.

- His 7.0 yards per carry led the SEC and ranked 11th nationally.
- His 11 total TDs led the team.

TRUE FRESHMAN (2020): Played in 8 games; 43 carries for 364 yards (8.5 avg.) and 4 TDs; 5 receptions for 97 yards (19.4 avg.) and 1 TD.

HIGH SCHOOL (FORT BEND MARSHALL HS – MISSOURI CITY, TEXAS)

- Finished his career with 185 carries for 2,097 yards (11.3 avg.) and 38 TDs along with 32 receptions for 694 yards (21.7 avg.) and 10 TDs.
- Also participated in track and field and was the 2020 Gatorade Texas Boys Track & Field Athlete of the Year.

SENIOR (2019): Touchdown Club of Houston Offensive Player of the Year.

OFF THE FIELD

PERSONAL:

- **PRONUNCIATION:** Name is pronounced duh-VON A-chan.
- **MAJOR:** General studies.

DE'VON ACHANE'S NFL REGULAR SEASON RUSHING/RECEIVING STATISTICS

| DATE | TEAM | GP | GS | NO. | RUSHING | | | LG | TD | NO. | RECEIVING | | | LG | TD |
|------------|-------|----|----|-----|---------|------|--|-----|----|-----|-----------|------|--|-----|----|
| | | | | | YDS. | AVG. | | | | | YDS. | AVG. | | | |
| 2023 | Miami | 11 | 4 | 103 | 800 | 7.8 | | 76t | 8 | 27 | 197 | 7.3 | | 23 | 3 |
| 2024 | Miami | 17 | 16 | 203 | 907 | 4.5 | | 61 | 6 | 78 | 592 | 7.6 | | 39 | 6 |
| 2025 | Miami | 5 | 5 | 60 | 262 | 4.4 | | 26 | 1 | 25 | 173 | 6.9 | | 29t | 3 |
| NFL TOTALS | | 33 | 25 | 366 | 1,969 | 5.4 | | 76t | 15 | 130 | 962 | 7.4 | | 39 | 12 |

DE'VON ACHANE'S NFL POSTSEASON RUSHING/RECEIVING STATISTICS

| DATE | TEAM | GP | GS | NO. | RUSHING | | | LG | TD | NO. | RECEIVING | | | LG | TD |
|------------|-------|----|----|-----|---------|------|--|----|----|-----|-----------|------|--|----|----|
| | | | | | YDS. | AVG. | | | | | YDS. | AVG. | | | |
| 2023 | Miami | 1 | 0 | 6 | 9 | 1.5 | | 3 | 0 | 3 | 21 | 7.0 | | 11 | 0 |
| NFL TOTALS | | 1 | 0 | 6 | 9 | 1.5 | | 3 | 0 | 3 | 21 | 7.0 | | 11 | 0 |



DE'VON ACHANE'S NFL REGULAR SEASON RETURN STATISTICS

| DATE | TEAM | RET. | KICKOFF RETURNS | | LG | TD | NO. | FC | PUNT RETURNS | | LG | TD |
|------------|-------|------|-----------------|------|----|----|-----|----|--------------|------|----|----|
| | | | YDS. | AVG. | | | | | YDS. | AVG. | | |
| 2023 | Miami | 0 | 0 | 0.0 | 0 | 0 | 0 | 0 | 0 | 0.0 | 0 | 0 |
| 2024 | Miami | 1 | 32 | 32.0 | 32 | 0 | 0 | 0 | 0 | 0.0 | 0 | 0 |
| 2025 | Miami | 0 | 0 | 0.0 | 0 | 0 | 0 | 0 | 0 | 0.0 | 0 | 0 |
| NFL TOTALS | | 1 | 32 | 32.0 | 32 | 0 | 0 | 0 | 0 | 0.0 | 0 | 0 |

SINGLE-GAME HIGHS: RUSHING/RECEIVING

Rush Attempts 22 vs. Buffalo, Sep 12, 2024
Rushing Yards 203 vs. Denver, Sep 24, 2023
Rushing Average 13.7 vs. N.Y. Giants, Oct 08, 2023
Longest Runs 76t vs. N.Y. Giants, Oct 08, 2023
Rushing TDs 2 at Washington, Dec 03, 2023
...2 more at 2.
Receptions 8 vs. New England, Sep 14, 2025
...2 more at 8.
Receiving Yards 92 vs. New England, Sep 14, 2025
Receiving Average 11.7 vs. San Francisco, Dec 22, 2024
Longest Receptions 39 vs. Jacksonville, Sep 08, 2024

Receiving TDs 2 vs. New England, Nov 24, 2024
...1 more at 2.
All-Purpose Yards 233 vs. Denver, Sep 24, 2023
Kickoff Returns 1 at Seattle, Sep 22, 2024
Kickoff Return Yards 32 at Seattle, Sep 22, 2024
Longest Kickoff Return 32 at Seattle, Sep 22, 2024
Most TDs 4 vs. Denver, Sep 24, 2023
Miscellaneous Tackles 1 at Indianapolis, Sep 07, 2025
...1 more at 1.
Scrimmage Yards 233 vs. Denver, Sep 24, 2023

100-YARD RUSHING GAMES (6): REGULAR SEASON

| DATE | TEAM | ATT. | YDS. | AVG. | LG | TD |
|----------|---------------|------|------|------|-----|----|
| 09/24/23 | DENVER | 18 | 203 | 11.3 | 67t | 2 |
| 10/01/23 | at Buffalo | 8 | 101 | 12.6 | 55 | 2 |
| 10/08/23 | N.Y. GIANTS | 11 | 151 | 13.7 | 76t | 1 |
| 12/31/23 | at Baltimore | 14 | 107 | 7.6 | 45 | 0 |
| 12/22/24 | SAN FRANCISCO | 17 | 120 | 7.1 | 50t | 1 |
| 01/05/25 | at N.Y. Jets | 11 | 121 | 11.0 | 61 | 1 |

2023 GXG REGULAR-SEASON (MIAMI)

| DATE | OPPONENT | P/S | RUSHING | | | | | RECEIVING | | | | | W/L | SCORE |
|-------------|------------------|-----|---------|------|------|-----|-----------------|-----------|------|------|-----|----|-----|-------|
| | | | NO. | YDS. | AVG. | LG | TD | NO. | YDS. | AVG. | LG | TD | | |
| 09/10 | at L.A. Chargers | | | | | | INACTIVE | | | | | | W | 36-34 |
| 09/17 | at New England | P | 1 | 5 | 5.0 | 5 | 0 | 1 | 4 | 4.0 | 4 | 0 | W | 24-17 |
| 09/24 | Denver | P | 18 | 203 | 11.3 | 67t | 2 | 4 | 30 | 7.5 | 17 | 2 | W | 70-20 |
| 10/01 | at Buffalo | P | 8 | 101 | 12.6 | 55 | 2 | 3 | 19 | 6.3 | 7 | 0 | L | 20-48 |
| 10/08 | N.Y. Giants | S | 11 | 151 | 13.7 | 76t | 1 | 1 | 14 | 14.0 | 14 | 0 | W | 31-16 |
| 10/15 | Carolina | | | | | | INJURED RESERVE | | | | | | W | 42-21 |
| 10/22 | at Philadelphia | | | | | | INJURED RESERVE | | | | | | L | 17-31 |
| 10/29 | New England | | | | | | INJURED RESERVE | | | | | | W | 31-17 |
| 11/05 | at Kansas City | | | | | | INJURED RESERVE | | | | | | L | 14-21 |
| 11/19 | Las Vegas | S | 1 | 1 | 1.0 | 1 | 0 | 1 | 4 | 4.0 | 4 | 0 | W | 20-13 |
| 11/24 | at N.Y. Jets | | | | | | INACTIVE | | | | | | W | 34-13 |
| 12/03 | at Washington | P | 17 | 73 | 4.3 | 15 | 2 | 3 | 30 | 10.0 | 21 | 0 | W | 45-15 |
| 12/11 | Tennessee | P | 7 | 47 | 6.7 | 15 | 0 | 5 | 24 | 4.8 | 11 | 0 | L | 27-28 |
| 12/17 | N.Y. Jets | P | 9 | 32 | 3.6 | 10 | 0 | 3 | 30 | 10.0 | 13 | 0 | W | 30-0 |
| 12/24 | Dallas | P | 7 | 24 | 3.4 | 9 | 0 | 1 | 7 | 7.0 | 7 | 0 | W | 22-20 |
| 12/31 | at Baltimore | S | 14 | 107 | 7.6 | 45 | 0 | 4 | 30 | 7.5 | 23 | 1 | L | 19-56 |
| 01/07 | Buffalo | S | 10 | 56 | 5.6 | 25t | 1 | 1 | 5 | 5.0 | 5 | 0 | L | 14-21 |
| 2023 TOTALS | | | 11-4 | 103 | 800 | 7.8 | 76t | 8 | 27 | 197 | 7.3 | 23 | 3 | 11-6 |

2024 GXG REGULAR-SEASON (MIAMI)

| DATE | OPPONENT | P/S | RUSHING | | | | | RECEIVING | | | | | W/L | SCORE |
|-------------|-----------------|-----|---------|------|------|-----|----|-----------|------|------|-----|----|-----|--------|
| | | | NO. | YDS. | AVG. | LG | TD | NO. | YDS. | AVG. | LG | TD | | |
| 09/08 | Jacksonville | P | 10 | 24 | 2.4 | 9 | 1 | 7 | 76 | 10.9 | 39 | 0 | W | 20-17 |
| 09/12 | Buffalo | S | 22 | 96 | 4.4 | 17 | 0 | 7 | 69 | 9.9 | 16 | 1 | L | 10-31 |
| 09/22 | at Seattle | S | 11 | 30 | 2.7 | 13 | 0 | 3 | 28 | 9.3 | 22 | 0 | L | 3-24 |
| 09/30 | Tennessee | S | 10 | 15 | 1.5 | 5 | 0 | 3 | 14 | 4.7 | 5 | 0 | L | 12-31 |
| 10/06 | at New England | S | 3 | 18 | 6.0 | 12 | 0 | 1 | -1 | -1.0 | -1 | 0 | W | 15-10 |
| 10/20 | at Indianapolis | S | 15 | 77 | 5.1 | 15 | 0 | 2 | 8 | 4.0 | 9 | 0 | L | 10-16 |
| 10/27 | Arizona | S | 10 | 97 | 9.7 | 47 | 0 | 6 | 50 | 8.3 | 16 | 1 | L | 27-28 |
| 11/03 | at Buffalo | S | 12 | 63 | 5.3 | 12 | 1 | 8 | 58 | 7.3 | 18 | 1 | L | 27-30 |
| 11/11 | at L.A. Rams | S | 12 | 37 | 3.1 | 15 | 0 | 5 | 15 | 3.0 | 10 | 0 | W | 23-15 |
| 11/17 | Las Vegas | S | 17 | 73 | 4.3 | 30 | 1 | 4 | 32 | 8.0 | 17 | 0 | W | 34-19 |
| 11/24 | New England | S | 10 | 32 | 3.2 | 9 | 0 | 3 | 24 | 8.0 | 11t | 2 | W | 34-15 |
| 11/28 | at Green Bay | S | 7 | 14 | 2.0 | 13 | 0 | 8 | 56 | 7.0 | 14t | 1 | L | 17-30 |
| 12/08 | N.Y. Jets | S | 14 | 24 | 1.7 | 7 | 1 | 6 | 45 | 7.5 | 14 | 0 | W | 32-26+ |
| 12/15 | at Houston | S | 12 | 41 | 3.4 | 7 | 0 | 7 | 35 | 5.0 | 13 | 0 | L | 12-20 |
| 12/22 | San Francisco | S | 17 | 120 | 7.1 | 50t | 1 | 6 | 70 | 11.7 | 20 | 0 | W | 29-17 |
| 12/29 | at Cleveland | S | 10 | 25 | 2.5 | 9 | 0 | 2 | 13 | 6.5 | 12 | 0 | W | 20-3 |
| 01/05 | at N.Y. Jets | S | 11 | 121 | 11.0 | 61 | 1 | 0 | 0 | 0.0 | 0 | 0 | L | 20-32 |
| 2024 TOTALS | | | 17-16 | 203 | 907 | 4.5 | 61 | 6 | 78 | 592 | 7.6 | 39 | 6 | 8-9 |

+ - Overtime



2025 GXG REGULAR-SEASON (MIAMI)

| DATE | OPPONENT | P/S | RUSHING | | | | | RECEIVING | | | | | W/L | SCORE |
|-------------|-----------------|-----|---------|------|------|----|----|-----------|------|------|-----|----|-----|-------|
| | | | NO. | YDS. | AVG. | LG | TD | NO. | YDS. | AVG. | LG | TD | | |
| 09/07 | at Indianapolis | S | 7 | 55 | 7.9 | 26 | 0 | 3 | 20 | 6.7 | 11t | 1 | L | 8-33 |
| 09/14 | New England | S | 11 | 30 | 2.7 | 9 | 0 | 8 | 92 | 11.5 | 29t | 1 | L | 27-33 |
| 09/18 | at Buffalo | S | 12 | 62 | 5.2 | 14 | 0 | 7 | 29 | 4.1 | 15 | 0 | L | 21-31 |
| 09/29 | N.Y. Jets | S | 20 | 99 | 5.0 | 21 | 1 | 1 | 2 | 2.0 | 2 | 0 | W | 27-21 |
| 10/05 | at Carolina | S | 10 | 16 | 1.6 | 6 | 0 | 6 | 30 | 5.0 | 10t | 1 | L | 24-27 |
| 2025 TOTALS | | 5-5 | 60 | 262 | 4.4 | 26 | 1 | 25 | 173 | 6.9 | 29t | 3 | 1-4 | |



38 CORNELL ARMSTRONG

CORNERBACK // 6'0" // 185 // SOUTHERN MISSISSIPPI '18

ACQUIRED: FA, '25

HOMETOWN: BASSFIELD, MISS. // BORN: 09/22/95

NFL SEASON: SIXTH SEASON // DOLPHINS SEASON: SECOND SEASON

NFL CAREER

TRANSACTIONS:

- Signed to Miami's active roster on Sept. 14, 2025.
- Signed to Miami practice squad on August 27, 2025.
- Waived by Miami on August 26, 2025.
- Signed by Miami on July 24, 2025.
- Waived by Las Vegas on Aug. 27, 2024.
- Signed to a future/reserve contract with Las Vegas on Jan. 9, 2024.
- Signed to Las Vegas' practice squad on Oct. 10, 2023.
- Waived by Atlanta on Sept. 8, 2023.
- Signed to Atlanta's active roster on Oct. 29, 2022.
- Signed to Atlanta's practice squad on Oct. 3, 2022.
- Released by Atlanta on Aug. 24, 2022.
- Signed to a reserve/future contract with Atlanta on Jan. 9, 2022.
- Signed to Atlanta's practice squad on Dec. 7, 2021.
- Waived by Houston on Aug. 30, 2021.
- Signed to Houston's active roster on Oct. 25, 2019.
- Signed to Houston's practice squad on Sept. 12, 2019.
- Waived by Houston on Sept. 10, 2019.
- Signed by Houston on Sept. 2, 2019.
- Waived by Miami on Aug. 31, 2019.
- 6th-round-pick (209th overall) by Miami in the 2018 NFL Draft.

CAREER HIGHLIGHTS:

- Played in 43 career games with 4 starts.
- 45 tackles (32 solo) and 7 passes defended.
- 2 solo special teams tackles.

2025 (MIAMI):

- Played in 3 games.
- Dressed but did not play in 1 game.
- Spent 1 game on Miami's practice squad.
- 2 tackles (1 solo).

AT BUFFALO (9/18): 1 solo tackle.

VS. N.Y. JETS (9/29): 1 assisted tackle.

2024 (LAS VEGAS):

- Spent the offseason and training camp with Las Vegas.

2023 (LAS VEGAS):

- Did not play in 1 game.
- Spent 11 games on Las Vegas' practice squad.
- Spent the offseason and training camp with Atlanta.

2022 (ATLANTA):

- Played in 10 games with 4 starts.
- Spent 2 games on Atlanta's practice squad.
- 33 tackles (22 solo) and 7 passes defended.

AT CINCINNATI (10/23): 8 tackles (6 solo) and 1 pass defended.

VS. CAROLINA (10/30): 3 solo tackles and 3 passes defended.

- Made his first career start.

VS. L.A. CHARGERS (11/6): 9 tackles (5 solo).

VS. TAMPA BAY (1/8): 5 tackles (2 solo) and 2 passes defended.

2021 (ATLANTA):

- Spent 5 games on Atlanta's practice squad.
- Spent the offseason and training camp with Houston.

2020 (HOUSTON):

- Played in 10 games.
- Inactive for 6 games.

2019 (HOUSTON):

- Played in 5 games.
- Inactive for 5 games.
- 4 tackles (3 solo).
- Spent the offseason and training camp with Miami.

VS. OAKLAND (10/27): 1 solo tackle.

AT JACKSONVILLE (11/3): 2 solo tackles.

AT BALTIMORE (11/17): 1 tackle.

POSTSEASON:

AFC WILD CARD VS. BUFFALO (1/4): Inactive.

AFC DIVISIONAL VS. KANSAS CITY (1/12): Inactive.

2018 (MIAMI):

- Played in 15 games.
- Inactive for 1 game.
- 6 solo tackles.
- 2 solo special teams tackles.

AT N.Y. JETS (9/16): Played but did not record any stats.

- Made his NFL debut.

VS. N.Y. JETS (11/4): 2 solo tackles.

VS. JACKSONVILLE (12/23): 1 solo tackle.

AT BUFFALO (12/30): 3 solo tackles.

BEFORE THE NFL

COLLEGE (SOUTHERN MISS):

- 4-year letterman (2014-17) and 3-year starter.

CAREER: Played in 47 games with 40 starts; 146 tackles (108 solo), 5 interceptions and 34 passes defended.

SENIOR (2017): Started 10 games; 22 tackles (14 solo), 2 interceptions and 9 passes defended.

- All-Conference USA honorable mention.

JUNIOR (2016): Started all 13 games; 47 tackles (35 solo), 1 interception and 9 passes defended.



SOPHOMORE (2015): Started 12 games; 47 tackles (37 solo), 2 interceptions and 12 passes defended.

TRUE FRESHMAN (2014): Played in all 12 games with 5 starts; 30 tackles (22 solo) and 4 passes defended.

- Conference USA All-Freshman Team.

HIGH SCHOOL (BASSFIELD HS – BASSFIELD, MISS.):

- 62 tackles (46 solo), 6 interceptions, 2 forced fumbles and 3 fumble recoveries.

SENIOR (2013): 32 tackles (20 solo), 2 interceptions, 1 forced fumble and 2 fumble recoveries.

- Led his team to a 15-1 record and second consecutive state championship.
- 1st-team all-state.

JUNIOR (2012): 19 tackles (16 solo), 3 interceptions, 1 forced fumble and 1 fumble recovery.

- Led team to state championship.

SOPHOMORE (2011): 11 tackles (10 solo) and 1 interception.

OFF THE FIELD

COMMUNITY:

2020:

- Returned to his hometown to donate supplies to 100 families in the aftermath of an EF4 tornado alongside NFL players and high school teammates A.J. and C.J. Moore.

PERSONAL:

- **MAJOR:** Exercise science.

CORNELL ARMSTRONG'S NFL REGULAR SEASON DEFENSIVE STATISTICS

| DATE | TEAM | GP | GS | TK | S | A | TACKLES | | | | INTERCEPTIONS | | | | O. FUMB | | | | ST | | | | MISC | | | | |
|------------|-----------|----|----|----|----|----|---------|-----|-----|-----|---------------|-----|----|----|---------|----|----|----|-----|----|---|---|------|----|---|---|---|
| | | | | | | | YDS | SK | YDS | QBH | NO | YDS | LG | TD | PD | FF | FR | TD | YDS | TK | S | A | FF | FR | S | A | |
| 2018 | Miami | 15 | 0 | 6 | 6 | 0 | 0 | 0.0 | 0.0 | 0 | 0 | 0 | 0 | 0 | 0 | 0 | 0 | 0 | 0 | 2 | 2 | 0 | 0 | 0 | 0 | 0 | |
| 2019 | Houston | 5 | 0 | 4 | 3 | 1 | 0 | 0.0 | 0.0 | 0 | 0 | 0 | 0 | 0 | 0 | 0 | 0 | 0 | 0 | 0 | 0 | 0 | 0 | 0 | 0 | 0 | |
| 2020 | Houston | 10 | 0 | 0 | 0 | 0 | 0 | 0.0 | 0.0 | 0 | 0 | 0 | 0 | 0 | 0 | 0 | 0 | 0 | 0 | 0 | 0 | 0 | 0 | 0 | 0 | 0 | |
| 2021 | Houston | 0 | 0 | 0 | 0 | 0 | 0 | 0.0 | 0.0 | 0 | 0 | 0 | 0 | 0 | 0 | 0 | 0 | 0 | 0 | 0 | 0 | 0 | 0 | 0 | 0 | 0 | |
| 2021 | Atlanta | 0 | 0 | 0 | 0 | 0 | 0 | 0.0 | 0.0 | 0 | 0 | 0 | 0 | 0 | 0 | 0 | 0 | 0 | 0 | 0 | 0 | 0 | 0 | 0 | 0 | 0 | |
| 2021 | TOTAL | 0 | 0 | 0 | 0 | 0 | 0 | 0.0 | 0.0 | 0 | 0 | 0 | 0 | 0 | 0 | 0 | 0 | 0 | 0 | 0 | 0 | 0 | 0 | 0 | 0 | 0 | |
| 2022 | Atlanta | 10 | 4 | 33 | 22 | 11 | 0 | 0.0 | 0.0 | 0 | 0 | 0 | 0 | 0 | 7 | 0 | 0 | 0 | 0 | 0 | 0 | 0 | 0 | 0 | 0 | 0 | |
| 2023 | Las Vegas | 0 | 0 | 0 | 0 | 0 | 0 | 0.0 | 0.0 | 0 | 0 | 0 | 0 | 0 | 0 | 0 | 0 | 0 | 0 | 0 | 0 | 0 | 0 | 0 | 0 | 0 | |
| 2024 | Las Vegas | 0 | 0 | 0 | 0 | 0 | 0 | 0.0 | 0.0 | 0 | 0 | 0 | 0 | 0 | 0 | 0 | 0 | 0 | 0 | 0 | 0 | 0 | 0 | 0 | 0 | 0 | |
| 2025 | Miami | 3 | 0 | 2 | 1 | 1 | 0 | 0.0 | 0.0 | 0 | 0 | 0 | 0 | 0 | 0 | 0 | 0 | 0 | 0 | 0 | 0 | 0 | 0 | 0 | 0 | 0 | |
| NFL TOTALS | | 43 | 4 | 45 | 32 | 13 | 0 | 0 | 0.0 | 0.0 | 0 | 0 | 0 | 0 | 7 | 0 | 0 | 0 | 0 | 2 | 2 | 0 | 0 | 0 | 0 | 0 | 0 |

CORNELL ARMSTRONG'S NFL POSTSEASON DEFENSIVE STATISTICS

| DATE | TEAM | GP | GS | TK | S | A | TACKLES | | | QBH | INTERCEPTIONS | | | | FF | O. FUMB | | YDS | TK | S | A | FF | FR | MISC |
|------------|---------|----|----|----|---|---|---------|-----|-----|-----|---------------|-----|----|----|----|---------|----|-----|----|---|---|----|----|------|
| | | | | | | | TFL | YDS | SK | | NO | YDS | LG | TD | | PD | FR | | | | | | | |
| 2019 | Houston | 0 | 0 | 0 | 0 | 0 | 0 | 0.0 | 0.0 | 0 | 0 | 0 | 0 | 0 | 0 | 0 | 0 | 0 | 0 | 0 | 0 | 0 | 0 | 0 |
| NFL TOTALS | | 0 | 0 | 0 | 0 | 0 | 0 | 0.0 | 0.0 | 0 | 0 | 0 | 0 | 0 | 0 | 0 | 0 | 0 | 0 | 0 | 0 | 0 | 0 | 0 |

SINGLE-GAME HIGHS: DEFENSIVE

Total Tackles
Solo Tackles

9 vs. L.A. Chargers, Nov 06, 2022
6 at Cincinnati, Oct 23, 2022

Passes Defended
Special Teams Tackles

3 vs. Carolina, Oct 30, 2022
1 at Indianapolis, Nov 25, 2018
...1 more at 1.



16 JAKE BAILEY

PUNTER // 6'2" // 212 // STANFORD '19

ACQUIRED: FA '23

HOMETOWN: SOLANA BEACH, CALIF. // BORN: 06/18/97

NFL SEASON: SEVENTH SEASON // DOLPHINS SEASON: THIRD SEASON



NFL CAREER

TRANSACTIONS:

- Signed by Miami on March 17, 2023.
- Released by New England on March 10, 2023.
- 5th-round pick (163rd overall) by New England in the 2019 NFL Draft.

CAREER HONORS:

- 2020 1st-team All-Pro.
- 2020 Pro Bowl selection.
- 2020 PFWA All-AFC.
- AFC Special Teams Player of the Week (at Philadelphia, 11/17/19).
- AFC Special Teams Player of the Week (vs. N.Y. Jets, 9/22/19).

CAREER HIGHLIGHTS:

- Played in 97 career games.
- 348 punts for 16,086 yards (46.2 avg.) and a 41.1 net average.
- 6 special teams tackles (5 solo).
- Played in 3 postseason games – 2 with New England and 1 with Miami.
- His 40.7 net punt average in 2023 was the 5th-best in franchise history:

DOLPHINS SINGLE-SEASON NET PUNT AVERAGE LEADERS (MIN. 40 PUNTS)

| Player | YEAR | AVG. |
|-------------------|------|-------|
| 1. Brandon Fields | 2013 | 42.4 |
| 2. Brandon Fields | 2012 | 41.2 |
| 3. Brandon Fields | 2011 | 41.12 |
| 4. Matt Haack | 2019 | 41.10 |
| 5. JAKE BAILEY | 2023 | 40.7 |

- Led the NFL in net punt avg. in 2020:

2020 NFL NET PUNT AVERAGE LEADERS (MIN. 40 PUNTS)

| Player | TEAM | AVG. |
|--------------------|-------------|------|
| 1. JAKE BAILEY | NEW ENGLAND | 45.6 |
| 2. Jack Fox | Detroit | 44.8 |
| 3. Michael Dickson | Seattle | 44.4 |
| 4. Tress Way | Washington | 44.3 |
| 5. Corey Bojorquez | Buffalo | 44.0 |

- Holds 2 of the Patriots' top 5 single-season net punt averages, including the team record set in 2020:

PATRIOTS SINGLE-SEASON NET PUNT AVG. LEADERS (MIN. 40 PUNTS)

| Player | YEAR | AVG. |
|-------------------|------|------|
| 1. JAKE BAILEY | 2020 | 45.6 |
| 2. Bryce Baringer | 2024 | 41.7 |
| 3. Zoltan Mesko | 2011 | 41.5 |
| 4. Ryan Allen | 2016 | 41.4 |
| 5. JAKE BAILEY | 2019 | 41.3 |

- His 45.6 net punt average in 2020 was the 4th-best in NFL history:

NFL SINGLE-SEASON NET PUNTS AVERAGE LEADERS (MIN. 40 PUNTS)

| Player | TEAM | YEAR | AVG. |
|-------------------|-------------|------|------|
| 1. Jack Fox | Detroit | 2024 | 46.2 |
| 2. Johnny Hekker | L.A. Rams | 2016 | 46 |
| 3. Tommy Townsend | Kansas City | 2022 | 45.6 |
| 4. JAKE BAILEY | NEW ENGLAND | 2020 | 45.6 |
| 5. AJ Cole | Las Vegas | 2023 | 45.1 |

- His 71 punt return yards allowed in 2020 were the fewest in Patriots history and the 7th-fewest in NFL history.

2025 (MIAMI):

- Played in 5 games.
- 17 punts for 834 yards (49.1 avg.) and a 46.6 net average.

AT BUFFALO (9/18): 4 punts for 200 yards (50.0 avg.) and a 46.3 net average.

VS. N.Y. JETS (9/29): 4 punts for 192 yards (48.0 avg.) and a net average of 43.5.

- Pinned 3-of-4 punts inside the 20.

AT CAROLINA (10/5): 6 punts for 312 yards (52.0 avg.) and a net average of 52.0.

- Pinned 3-of-6 punts inside the 20.

2024 (MIAMI):

- Played in all 17 games.
- 56 punts for 2,639 yards (47.1 avg.) and a 40.5 net average.
- 1 solo special teams tackle.

VS. JACKSONVILLE (9/8): 4 punts for 198 yards (49.5 avg.) and a 48.8 net average.

- Pinned 3-of-4 punts inside the 20.

AT INDIANAPOLIS (10/20): 6 punts for 286 yards (47.7 avg.) and a 45.5 net average.

- Pinned 3-of-6 punts inside the 20.

VS. NEW ENGLAND (11/24): 5 punts for 240 yards (48.0 avg.) and a 40.4 net average.

- Pinned 2-of-5 punts inside the 20.

AT HOUSTON (12/15): 3 punts for 181 yards (60.3 avg.) and a 45.3 net average.

- His 60.3 punt average tied for the best mark in Dolphins history (minimum 3 punts).

2023 (MIAMI):

- Played in all 17 games.
- 53 punts for 2,424 yards (45.7 avg.) and a 40.7 net average.

VS. DENVER (9/24): 1 punt for 48 yards (48.0 avg.) and a 48.0 net average.

- Held for K. Jason Sanders as he set an NFL record for



most PATs in a game with 10.

VS. NEW ENGLAND (10/29): 3 punts for 146 yards (48.7 avg.) and a 42.0 net average.

- Pinned 2-of-3 punts inside the 20.

AT KANSAS CITY IN FRANKFURT (11/5): 7 punts for 316 yards (45.1 avg.) and a 43.1 net average.

- Pinned 4-of-7 punts inside the 20.

POSTSEASON:

AFC WILD CARD AT KANSAS CITY (1/13): 4 punts for 163 yards (40.8 avg.) and a 40.5 net average.

2022 (NEW ENGLAND):

- Played in 9 games.
- Missed the rest of the season after being placed on injured reserve on Nov. 19.
- 37 punts for 1,557 yards (42.1 avg.) and a 35.3 net average.
- 2 solo special teams tackles.

AT MIAMI (9/11): 3 punts for 118 yards (39.3 avg.) and a 39.3 net average.

- Pinned all 3 of his punts inside the 20.

VS. DETROIT (10/9): 2 punts for 101 yards (50.5 avg.) and a 42.5 net average.

2021 (NEW ENGLAND):

- Played in all 17 games.
- 49 punts for 2,316 yards (47.3 avg.) and a 39.6 net average.

AT N.Y. JETS (9/19): 5 punts for 219 yards (43.8 avg.) and a 42.6 net average.

- Pinned 4 of his 5 punts inside the 20.

AT CAROLINA (11/7): 3 punts for 152 yards (50.7 avg.) and a 42.7 net average.

- Pinned 2 of his 3 punts inside the 20.

AT ATLANTA (11/18): 4 punts for 193 yards (48.3 avg.) and a 45.5 net average.

POSTSEASON:

- Pinned 3 of his 4 punts inside the 20.

AFC WILD CARD AT BUFFALO (1/15): 3 punts for 142 yards (47.3 avg.) and a 29.3 net average.

2020 (NEW ENGLAND):

- Played in all 16 games.
- 55 punts for 2,678 yards (48.7 avg.) and a 45.6 net average.
- His 45.6 net punt average led the NFL and was the best single-season net punt average in Patriots history.
- His 71 punt return yards allowed were the fewest in Patriots history and the 7th-fewest in NFL history.

AT KANSAS CITY (10/5): 3 punts for 157 yards (52.3 avg.) and a 52.3 net average.

- Pinned all 3 punts inside the 20.

AT L.A. RAMS (12/10): 6 punts for 310 yards (51.7 avg.) and a 50.3 net average.

- Pinned 4 of 6 punts inside the 20.

VS. BUFFALO (12/28): 7 punts for 362 yards (51.7 avg.) and a 48.1 net average.

- Pinned 4 of 7 punts inside the 20.

PRO BOWL:

- Selected to start the Pro Bowl for the 1st time in his career.

HONORS:

- 1st-team All-Pro.
- PFWA All-AFC.

2019 (NEW ENGLAND):

- Played in all 16 games.
- 81 punts for 3,638 yards (44.9 avg.) and a 41.3 net average.
- His 36 punts inside the 20 were a franchise record.
- His 41.3 net punt avg. ranks 4th in Patriots history.

VS. PITTSBURGH (9/8): 3 punts for 123 yards (41.0 avg.) and a 41.0 net average.

- Made his NFL debut.

VS. N.Y. JETS (9/22): 7 punts for 310 yards (44.3 avg.) and a 41.4 net average.

- Pinned 5 of 7 punts inside the 20.

AT PHILADELPHIA (11/17): 8 punts for 381 yards (47.6 avg.) and a 46.0 net average.

POSTSEASON:

AFC WILD CARD VS. TENNESSEE (1/4): 5 punts for 230 yards (46.0 avg.) and a 38.0 net average.

HONORS:

- AFC Special Teams Player of the Week (vs. N.Y. Jets, 9/22).
- AFC Special Teams Player of the Week (at Philadelphia, 11/17).

BEFORE THE NFL

COLLEGE (STANFORD):

- 4-year letterman (2015-18).

CAREER: Played in 52 games; 185 punts for 8,105 yards (43.8 avg.) and 76 inside the 20; 1 carry for 17 yards.

- His 43.8 career punt avg. was the best in school history.

SENIOR (2018): Played in all 13 games; 68 punts for 2,996 yards (44.1 avg.).

- 2nd-team All-Pac 12.
- His 44.1 punt average was 4th-best in school history.

JUNIOR (2017): Played in all 14 games; 57 punts for 2,586 yards (45.4 avg.); 1 carry for 17 yards.

- 2nd-team All-Pac 12.
- His 45.4 punt average led the Pac-12 and ranked 7th nationally.

SOPHOMORE (2016): Played in all 13 games; 50 punts for 2,176 yards (43.5 avg.).

- Honorable mention All-Pac 12.

TRUE FRESHMAN (2015): Played in 12 games; 10 punts for 347 yards (34.7 avg.).

HIGH SCHOOL (SANTA FE CHRISTIAN – SOLANA BEACH, CALIF.)

- Also lettered in soccer and track and field.
- Set school record in the long jump (21-4).

SENIOR (2014): 12-of-16 field goals (75.0 pct.) and 26-of-27 PATs (96.3 pct.); 44.1 gross punt avg.



- 2nd-team all-state.

OFF THE FIELD

PERSONAL:

- **MAJOR:** Science, technology and society.

JAKE BAILEY'S NFL REGULAR SEASON PUNTING STATISTICS

| DATE | TEAM | GP | NO. | YDS. | AVG. | OPP. RET. | YDS. | NET YDS. | AVG. | TB | IN20 | LG | BK | |
|------------|-------------|----|-----|-------|--------|-----------|------|----------|--------|------|------|-----|----|---|
| 2019 | New England | 16 | 81 | 3,638 | 44.9 | 28 | 175 | 3,343 | 41.3 | 6 | 36 | 65 | 0 | |
| 2020 | New England | 16 | 55 | 2,678 | 48.7 | 12 | 71 | 2,507 | 45.6 | 5 | 31 | 71 | 0 | |
| 2021 | New England | 17 | 49 | 2,316 | 47.3 | 16 | 138 | 2,058 | 39.6 | 6 | 23 | 71 | 3 | |
| 2022 | New England | 9 | 37 | 1,557 | 42.1 | 34 | 152 | 1,305 | 35.3 | 5 | 12 | 62 | 0 | |
| 2023 | Miami | 17 | 53 | 2,424 | 45.7 | 17 | 207 | 2,157 | 40.7 | 3 | 20 | 66 | 0 | |
| 2024 | Miami | 17 | 56 | 2,639 | 47.1 | 22 | 230 | 2,309 | 40.5 | 5 | 22 | 64 | 1 | |
| 2025 | Miami | 5 | 17 | 834 | 49.1 | 4 | 41 | 793 | 46.6 | 0 | 9 | 64 | 0 | |
| NFL TOTALS | | | 97 | 348 | 16,086 | 46.2 | 133 | 1,014 | 14,472 | 41.1 | 30 | 153 | 71 | 4 |

JAKE BAILEY'S NFL POSTSEASON PUNTING STATISTICS

| DATE | TEAM | GP | NO. | YDS. | AVG. | OPP. RET. | YDS. | NET YDS. | AVG. | TB | IN20 | LG | BK | |
|------------|-------------|----|-----|------|------|-----------|------|----------|------|------|------|----|----|---|
| 2019 | New England | 1 | 5 | 230 | 46.0 | 0 | 0 | 190 | 38.0 | 2 | 2 | 61 | 0 | |
| 2021 | New England | 1 | 3 | 142 | 47.3 | 2 | 54 | 88 | 29.3 | 0 | 2 | 53 | 0 | |
| 2023 | Miami | 1 | 4 | 163 | 40.8 | 1 | 1 | 162 | 40.5 | 0 | 0 | 51 | 0 | |
| NFL TOTALS | | | 3 | 12 | 535 | 44.6 | 3 | 55 | 440 | 36.7 | 2 | 4 | 61 | 0 |

SINGLE-GAME HIGHS: PUNTER

Punts
Gross Punting Yards
Gross Punting Avg
Net Punting Yards

9 at Buffalo, Sep 29, 2019
435 at Buffalo, Sep 29, 2019
60.3 at Houston, Dec 15, 2024
387 at Buffalo, Sep 29, 2019

Net Punting Avg
Longest Punts

Inside the 20
Special Teams Tackles

52.3 at Kansas City, Oct 05, 2020
71 at Buffalo, Dec 06, 2021
...1 more at 71.
6 at Philadelphia, Nov 17, 2019
1 vs. Detroit, Oct 09, 2022
...4 more at 1.



93 ZEEK BIGGERS

DEFENSIVE TACKLE // 6'6" // 319 // GEORGIA TECH '25
ACQUIRED: D7B, '25
HOMETOWN: SALISBURY, N.C. // BORN: 10/04/03
NFL SEASON: ROOKIE SEASON // DOLPHINS SEASON: ROOKIE SEASON

NFL CAREER

TRANSACTIONS:

- 7th-round pick (253rd overall) by Miami in the 2025 NFL Draft.

CAREER HIGHLIGHTS:

- Played in 1 career game.

2025 (MIAMI):

- Played in 1 game.
- Inactive for 4 games.

VS. NEW ENGLAND (9/14): Played but did not record any stats.

- Made his NFL debut.

BEFORE THE NFL

COLLEGE (GEORGIA TECH):

- 4-year letterman (2021-24) and 2-year starter.
- Helped his team to back-to-back winning records (2023-24) for the first time since the 2011-14 seasons.

CAREER: Played in 47 games with 26 starts; 104 tackles (55 solo), 2.0 sacks, 9.0 tackles for loss, 7 passes defended and 1 fumble recovery; 4 blocked field goals.

SENIOR (2024): Started all 13 games; 23 tackles (12 solo), 1.0 sack, 3.5 tackles for loss and 3 passes defended; 2 blocked field goals.

- All-ACC honorable mention.

JUNIOR (2023): Started all 13 games; 40 tackles (18 solo), 1.0 sack, 4.0 tackles for loss, 3 passes defended and 1 fumble recovery; 1 blocked field goal.

- Helped his team earn a Gasparilla Bowl victory.

SOPHOMORE (2022): Played in all 12 games; 32 tackles (19 solo), 1.0 tackle for loss and 1 pass defended; 1 blocked field goal.

TRUE FRESHMAN (2021): Played in 9 games; 9 tackles (6 solo).

HIGH SCHOOL (WEST ROWAN HS - SALISBURY, N.C.)

- Played offensive and defensive line.
- Also competed in basketball and track and field.

SENIOR (2020):

- Helped team to 4-1 conference record after season was delayed due to COVID-19 pandemic.

JUNIOR (2019):

- All-county and all-conference selection.

SOPHOMORE (2018): 85 tackles (50 solo), 2.5 sacks, 9.0 tackles for loss and 2 forced fumbles.

OFF THE FIELD

PERSONAL:

- MAJOR:** Business administration with a concentration in supply chain.

ZEEK BIGGERS' NFL REGULAR SEASON DEFENSIVE STATISTICS

| DATE | TEAM | GP | GS | TACKLES | | | | | | | INTERCEPTIONS | | | | O. FUMB | | | ST | | | MISC | | | | |
|------------|-------|----|----|---------|---|---|-----|-----|-----|-----|---------------|----|-----|----|---------|----|----|----|----|-----|------|---|---|----|----|
| | | | | TK | S | A | TFL | YDS | SK | YDS | QBH | NO | YDS | LG | TD | PD | FF | FR | TD | YDS | TK | S | A | FF | FR |
| 2025 | Miami | 1 | 0 | 0 | 0 | 0 | 0 | 0 | 0.0 | 0.0 | 0 | 0 | 0 | 0 | 0 | 0 | 0 | 0 | 0 | 0 | 0 | 0 | 0 | 0 | 0 |
| NFL TOTALS | | 1 | 0 | 0 | 0 | 0 | 0 | 0 | 0.0 | 0.0 | 0 | 0 | 0 | 0 | 0 | 0 | 0 | 0 | 0 | 0 | 0 | 0 | 0 | 0 | 0 |



27 ETHAN BONNER

CORNERBACK // 6'1" // 190 // STANFORD '23

ACQUIRED: FA, '23

HOMETOWN: THE WOODLANDS, TEXAS // BORN: 10/23/99

NFL SEASON: SECOND SEASON // DOLPHINS SEASON: SECOND SEASON

NFL CAREER

TRANSACTIONS:

- Signed to a reserve/future contract with Miami on Jan. 15, 2024.
- Signed by Miami as an undrafted college free agent on May 12, 2023.

CAREER HIGHLIGHTS:

- Played in 9 career games.
- 2 tackles (1 solo) and 1 pass defended.
- Played in 1 postseason game.

2025 (MIAMI):

- Played in 2 games.
- Inactive for 3 games.

2024 (MIAMI):

- Played in 5 games.
- Inactive for 12 games.
- 1 solo tackle.

AT CLEVELAND (12/29): 1 solo tackle.

2023 (MIAMI):

- Played in 2 games.
- Inactive for 1 game.
- Spent 14 games on Miami's practice squad.
- 1 assisted tackle and 1 pass defended.

VS. N.Y. JETS (12/17): 1 assisted tackle and 1 pass defended.

- Made his NFL debut.

POSTSEASON:

AFC WILD CARD AT KANSAS CITY (1/13): 2 solo tackles and 1 forced fumble.

- Forced RB Clyde Edwards-Helaire to fumble on 3rd-and-7 which was recovered by DT Da'Shawn Hand with 1:15 remaining in the 4th quarter.

BEFORE THE NFL

COLLEGE (STANFORD):

- 2-year starter (2021-22).

CAREER: Played in 21 games with 15 starts; 59 tackles (42 solo) and 5 passes defended.

SENIOR (2022): Started 10 games; 29 tackles (20 solo) and 5 passes defended.

JUNIOR (2021): Played in 5 games with 4 starts; 21 tackles (15 solo).

SOPHOMORE (2020): Played in 2 games with 1 start; 8 tackles (6 solo).

REDSHIRT FRESHMAN (2019): Did not play in any games.

- Redshirted in 2018; played in 4 games.

HIGH SCHOOL (THE WOODLANDS HS – THE WOODLANDS, TEXAS)

- Also participated in track and field on a state record-setting 4x200-meter relay team.

SENIOR (2017): 81 tackles, 5 interceptions, 9 passes defended and 2 forced fumbles

- 1st-team all-district.
- 1st-team all-county.

OFF THE FIELD

PERSONAL:

- **MAJOR:** Economics.

ETHAN BONNER'S NFL REGULAR SEASON DEFENSIVE STATISTICS

| | | TACKLES | | | | | | | | | | INTERCEPTIONS | | | | | O. FUMB | | | | ST | | | | MISC | | | |
|------------|-------|---------|----|----|---|---|-----|-----|-----|-----|-----|---------------|-----|----|----|----|---------|----|----|-----|----|---|---|----|------|---|---|---|
| DATE | TEAM | GP | GS | TK | S | A | TFL | YDS | SK | YDS | QBH | NO | YDS | LG | TD | PD | FF | FR | TD | YDS | TK | S | A | FF | FR | S | A | |
| 2023 | Miami | 2 | 0 | 1 | 0 | 1 | 0 | 0 | 0.0 | 0.0 | 0 | 0 | 0 | 0 | 0 | 1 | 0 | 0 | 0 | 0 | 0 | 0 | 0 | 0 | 0 | 0 | 0 | 0 |
| 2024 | Miami | 5 | 0 | 1 | 1 | 0 | 0 | 0 | 0.0 | 0.0 | 0 | 0 | 0 | 0 | 0 | 0 | 0 | 0 | 0 | 0 | 0 | 0 | 0 | 0 | 0 | 0 | 0 | 0 |
| 2025 | Miami | 2 | 0 | 0 | 0 | 0 | 0 | 0 | 0.0 | 0.0 | 0 | 0 | 0 | 0 | 0 | 0 | 0 | 0 | 0 | 0 | 0 | 0 | 0 | 0 | 0 | 0 | 0 | 0 |
| NFL TOTALS | | 9 | 0 | 2 | 1 | 1 | 0 | 0 | 0.0 | 0.0 | 0 | 0 | 0 | 0 | 0 | 1 | 0 | 0 | 0 | 0 | 0 | 0 | 0 | 0 | 0 | 0 | 0 | 0 |

ETHAN BONNER'S NFL POSTSEASON DEFENSIVE STATISTICS

| DATE | TEAM | GP | GS | TACKLES | | | | | | | INTERCEPTIONS | | | | | | | O. FUMB | | | | ST | | | | MISC | |
|------------|-------|----|----|---------|---|---|-----|-----|-----|-----|---------------|----|-----|----|----|----|----|---------|----|-----|----|----|---|----|----|------|---|
| | | | | TK | S | A | TFL | YDS | SK | YDS | QBH | NO | YDS | LG | TD | PD | FF | FR | TD | YDS | TK | S | A | FF | FR | S | A |
| 2023 | Miami | 1 | 0 | 2 | 2 | 0 | 0 | 0 | 0.0 | 0.0 | 0 | 0 | 0 | 0 | 1 | 0 | 0 | 0 | 0 | 0 | 0 | 0 | 0 | 0 | 0 | | |
| NFL TOTALS | | 1 | 0 | 2 | 2 | 0 | 0 | 0 | 0.0 | 0.0 | 0 | 0 | 0 | 0 | 1 | 0 | 0 | 0 | 0 | 0 | 0 | 0 | 0 | 0 | 0 | | |



79 LARRY BOROM

OFFENSIVE LINEMAN // 6'5" // 325 // MISSOURI '21

ACQUIRED: UFA, '25 (CHI)

HOMETOWN: DETROIT, MICH. // BORN: 03/30/99

NFL SEASON: FIFTH SEASON // DOLPHINS SEASON: FIRST SEASON

NFL CAREER

TRANSACTIONS:

- Signed by Miami as an unrestricted free agent from Chicago on March 13, 2025.
- 5th-round pick (151st overall) by Chicago in the 2021 NFL Draft.

CAREER HIGHLIGHTS:

- Played in 52 career games with 31 starts – 10 at left tackle, 1 at left guard, 1 at right guard and 19 at right tackle.
- 1 miscellaneous tackle.

2025 (MIAMI):

- Played in 5 games with 4 starts at right tackle.

AT INDIANAPOLIS (9/7):

 Played 10 snaps at right tackle.

- Made his Dolphins debut.

VS. NEW ENGLAND (9/14):

 Started at right tackle.

AT BUFFALO (9/18):

 Started at right tackle.

VS. N.Y. JETS (9/29):

 Started at right tackle.

- Helped the Dolphins total 300 yards of offense including 123 rushing yards, while not allowing QB Tua Tagovailoa to get sacked.

2024 (CHICAGO):

- Played in 8 games with 4 starts at left tackle.
- Dressed but did not play in 1 game.
- Inactive for 1 game.
- Missed the first 7 games of the season after being placed on injured reserve on Aug. 27 and activated on Nov. 2.
- 1 miscellaneous tackle.

2023 (CHICAGO):

- Played in 16 games with 6 starts at left tackle.
- Dressed but did not play in 1 game.
- 1 miscellaneous tackle.

VS. DENVER (10/1):

 Started at left tackle.

- Helped the Bears total 28 points and a season-high 471 yards of offense.

AT WASHINGTON (10/5):

 Started at left tackle.

- Helped the Bears total 40 points and 451 yards of offense, including 178 rushing yards.

2022 (CHICAGO):

- Played in 13 games with 9 starts – 1 at left guard, 1 at right guard and 7 at right tackle.
- Dressed but did not play in 1 game.
- Inactive for 3 games.

VS. HOUSTON (9/25):

 Started at right tackle.

- Helped the Bears rush for 281 yards, the team's highest total since rushing Sept. 30, 1984 vs. Dallas (283).

AT NEW ENGLAND (10/24):

 Started at right tackle.

- Helped Chicago record a season-high 33 points and total 390 yards of offense with 243 rushing yards.

2021 (CHICAGO):

- Played in 10 games with 8 starts at right tackle.
- Missed 6 games after being placed on injured reserve on Sept. 18 and activated on Oct. 30.
- Missed 1 game on the Reserve/COVID-19 list.

AT L.A. RAMS (9/12):

 Played 15 snaps at left tackle.

- Made his NFL debut.

AT SAN FRANCISCO (10/31):

 Started at right tackle.

- Helped Chicago rush for 176 yards.
- Made his 1st NFL start.

AT PITTSBURGH (11/8):

 Started at left tackle.

- Helped the Bears total 27 points and 414 yards of total offense.

BEFORE THE NFL

COLLEGE (MISSOURI):

- 3-year letterman (2018-20) and 2-year starter.

CAREER:

 Played in 33 games with 19 starts.

REDSHIRT JUNIOR (2020):

 Started 8 games at right tackle.

- Led an offensive line that helped Missouri rush for 135.2 yards per game and 21 TDs.

REDSHIRT SOPHOMORE (2019):

 Played in all 12 games with 11 starts.

- Started games at left tackle, left guard and right tackle.

REDSHIRT FRESHMAN (2018):

 Played in all 13 games.

- Redshirted in 2017.

HIGH SCHOOL (BROTHER RICE HS – DETROIT, MICH.)

- Played football and basketball.
- Primarily played right guard in high school.
- Played football for the first time during his freshman year.

OFF THE FIELD

PERSONAL:

- **PRONUNCIATION:** BOAR-uhm.
- **MAJOR:** Sports management.



LARRY BOROM'S NFL REGULAR SEASON STATISTICS

| DATE | TEAM | GP | GS |
|------------|---------|----|----|
| 2021 | Chicago | 10 | 8 |
| 2022 | Chicago | 13 | 9 |
| 2023 | Chicago | 16 | 6 |
| 2024 | Chicago | 8 | 4 |
| 2025 | Miami | 5 | 4 |
| NFL TOTALS | | 52 | 31 |



32 JUJU BRENTS

CORNERBACK // 6'3" // 198 // KANSAS STATE '23

ACQUIRED: WFL, '25 (IND.)

HOMETOWN: INDIANAPOLIS, IN // BORN: 01/18/00

NFL SEASON: THIRD SEASON // DOLPHINS SEASON: FIRST SEASON

NFL CAREER

TRANSACTIONS:

- Awarded off waivers to Miami on Aug. 27, 2025.
- Waived by Indianapolis on Aug. 26, 2025.
- 2nd-round pick (44th overall) by Indianapolis in the 2023 NFL Draft.

CAREER HIGHLIGHTS:

- Played in 14 career games with 9 starts.
- 49 tackles (33 solo), 1 interception, 6 passes defended, 1 forced fumble and 1 fumble recovery.
- 2 special teams tackle (1 solo).

2025 (MIAMI):

- Played in 3 games.
- Dressed but did not play in 1 game.
- Inactive for 1 game
- 2 special teams tackles (1 solo).

VS. NEW ENGLAND (9/14): Played but did not record any stats.

- Made his Dolphins debut.

AT CAROLINA (10/5): 1 solo special teams tackle.

2024 (INDIANAPOLIS):

- Played in 2 games with 1 start.
- Missed the rest of the season after being placed on injured reserve on Sept. 10.
- 7 tackles (3 solo).

VS. HOUSTON (9/8): 7 tackles (3 solo).

2023 (INDIANAPOLIS):

- Played in 9 games with 8 starts.
- Inactive for 8 games.
- 42 tackles (30 solo), 1 interception, 6 passes defended, 1 forced fumble and 1 fumble recovery.
- 1 special teams tackle.

AT BALTIMORE (9/24): 4 solo tackles, 1 forced fumble and 1 fumble recovery.

- Forced and recovered a fumble by RB Kenyan Drake with 2:17 left in the 1st quarter.
- Became the 1st player since LB Jordan Brailford in 2020 to record a forced fumble and fumble recovery in their 1st career game.
- Made his NFL debut.

VS. L.A. RAMS (10/1): 9 tackles (8 solo).

- Made 1st career start.

AT JACKSONVILLE (10/15): 7 tackles (5 solo), 1 interception and 2 passes defended.

- Intercepted QB Trevor Lawrence with 13:29 left in the game.
- It was his 1st career interception.

BEFORE THE NFL

COLLEGE (KANSAS STATE)

- 4-year letterman (2018, 2020-22) and 2-year starter.
- Transferred from Iowa to Kansas State following the 2020 season.

CAREER: Played in 46 games with 32 starts; 111 tackles (78 solo), 6 interceptions, 16 passes defended and 1 forced fumble.

REDSHIRT SENIOR (2022 AT KANSAS STATE): Started all 14 games; 45 tackles (28 solo), 4 interceptions, 8 passes defended and 1 forced fumble.

- 1st-team All-Big 12.
- Helped team to Big 12 championship.

REDSHIRT JUNIOR (2021 AT KANSAS STATE): Started in all 13 games; 49 tackles (41 solo), 1 interception and 3 passes defended.

- Honorable mention All-Big 12.

REDSHIRT SOPHOMORE (2020 AT IOWA): Played in 7 games; 4 tackles (1 solo) and 1 pass defended.

SOPHOMORE (2019 AT IOWA): Awarded a redshirt; Played in 1 game.

TRUE FRESHMAN (2018 AT IOWA): Played in 11 games with 5 starts; 13 tackles (8 solo), 1 interception and four passes defended.

HIGH SCHOOL (WARREN CENTRAL HS – INDIANAPOLIS, IND.)

- Also participated in track and field.

SENIOR (2017): 18 tackles, 1 interception and 3 passes defended.

- 1st-team all-conference.

JUNIOR (2016): 20 tackles, 2.0 sacks and 3 passes defended.

- 1st-team all-conference.

SOPHOMORE (2015): 25 tackles, 2 interceptions and 4 passes defended.

OFF THE FIELD

PERSONAL:

- **MAJOR:** Communication studies.
- Born Julius Brent, he has gone by the nickname "JuJu" since he was a child.



JUJU BRENTS' NFL REGULAR SEASON DEFENSIVE STATISTICS

| | | TACKLES | | | | | | | | | | INTERCEPTIONS | | | | O. FUMB | | | | ST | | | | MISC | | | | |
|------------|--------------|---------|----|----|----|----|-----|-----|-----|-----|-----|---------------|-----|----|----|---------|----|----|----|-----|----|---|---|------|----|---|---|---|
| DATE | TEAM | GP | GS | TK | S | A | TFL | YDS | SK | YDS | QBH | NO | YDS | LG | TD | PD | FF | FR | TD | YDS | TK | S | A | FF | FR | S | A | |
| 2023 | Indianapolis | 9 | 8 | 42 | 30 | 12 | 0 | 0 | 0.0 | 0.0 | 0 | 1 | 0 | 0 | 0 | 6 | 1 | 1 | 0 | 0 | 1 | 0 | 1 | 0 | 0 | 0 | 0 | 0 |
| 2024 | Indianapolis | 2 | 1 | 7 | 3 | 4 | 0 | 0 | 0.0 | 0.0 | 0 | 0 | 0 | 0 | 0 | 0 | 0 | 0 | 0 | 0 | 0 | 0 | 0 | 0 | 0 | 0 | 0 | 0 |
| 2025 | Miami | 3 | 0 | 0 | 0 | 0 | 0 | 0 | 0.0 | 0.0 | 0 | 0 | 0 | 0 | 0 | 0 | 0 | 0 | 0 | 0 | 0 | 1 | 1 | 0 | 0 | 0 | 0 | 0 |
| NFL TOTALS | | 14 | 9 | 49 | 33 | 16 | 0 | 0 | 0.0 | 0.0 | 0 | 1 | 0 | 0 | 0 | 6 | 1 | 1 | 0 | 0 | 2 | 1 | 1 | 0 | 0 | 0 | 0 | 0 |


SINGLE-GAME HIGHS: DEFENSIVE

Total Tackles
Solo Tackles
Passes Defensed

9 vs. L.A. Rams, Oct 01, 2023
8 vs. L.A. Rams, Oct 01, 2023
3 vs. Las Vegas, Dec 31, 2023

Forced Fumbles
Fumble Recoveries
Interceptions

1 at Baltimore, Sep 24, 2023
1 at Baltimore, Sep 24, 2023
1 at Jacksonville, Oct 15, 2023



55 AARON BREWER

OFFENSIVE LINEMAN // 6'1" // 295 // TEXAS STATE '20

ACQUIRED: UFA, '24 (TEN.)

HOMETOWN: DALLAS, TEXAS // BORN: 10/28/97

NFL SEASON: SIXTH SEASON // DOLPHINS SEASON: SECOND SEASON



NFL CAREER

TRANSACTIONS:

- Signed by Miami as an unrestricted free agent from Tennessee on March 15, 2024.
- Signed by Tennessee as an undrafted college free agent on May 7, 2020.

CAREER HIGHLIGHTS:

- Played in 80 career games with 62 starts – 41 at center, 18 at left guard and 3 at right guard.
- 2 miscellaneous tackles.
- 2 miscellaneous fumble recoveries.
- Played in 1 postseason game with Tennessee.
- Serves as a team captain in 2025.

2025 (MIAMI):

- Started 5 games at center.
- Serves as a team captain.

AT INDIANAPOLIS (9/7): Started at center.

AT BUFFALO (9/18): Started at center.

VS. N.Y. JETS (9/29): Started at center.

- Helped the Dolphins total 300 yards of offense including 123 rushing yards, while not allowing QB Tua Tagovailoa to get sacked.

2024 (MIAMI):

- Started all 17 games at center.
- 1 miscellaneous fumble recovery.

AT BUFFALO (11/3): Started at center.

- Helped the Dolphins total 149 rushing yards, marking the 4th consecutive game of 140+ rushing yards.

VS. LAS VEGAS (11/18): Started at center.

- Helped the offense total 353 yards and 34 points, scoring on six of seven possessions in the win.

VS. N.Y. JETS (12/8): Started at center.

- Helped the offense total 375 yards and 32 points while not surrendering a sack or quarterback hit.

VS. SAN FRANCISCO (12/22): Started at center.

- Helped the Dolphins total 381 yards of offense including 166 rushing yards, while not allowing QB Tua Tagovailoa to get sacked.

2023 (TENNESSEE):

- Started all 17 games at center.
- 1 miscellaneous tackle.

VS. CINCINNATI (10/1): Started at center.

- Helped the Titans offense total 400 yards, including 173 on the ground.

VS. JACKSONVILLE (1/7): Started at center.

- Blocked for an offense that rushed for 175 yards and found the end zone 4 times.

2022 (TENNESSEE):

- Started all 17 games – 15 at left guard and 2 at center.
- 1 miscellaneous tackle.

AT HOUSTON (10/30): Started at left guard.

- Opened holes for Titans ball carriers to gain 314 rushing yards, the second-highest total in franchise history.

AT GREEN BAY (11/17): Started at center.

- Blocked for an offense that gained 408 total yards and scored 4 touchdowns.
- Made first career start at center.

VS. HOUSTON (12/24): Started at left guard.

- Paved the way for RB Derrick Henry to rush for 126 yards and a touchdown.
- 1 miscellaneous tackle.

2021 (TENNESSEE):

- Played in 12 games with 5 starts – 3 at right guard and 2 at left guard.
- Missed 4 games after being placed on injured reserve on Oct. 8 and activated on Nov. 6.
- 1 miscellaneous fumble recovery.

AT NEW ENGLAND (11/28): Started at right guard.

- Helped the offense tally 270 yards on the ground.

AT PITTSBURGH (12/19): Started at left guard.

- Blocked for an offense that ran for 201 yards.

POSTSEASON:

AFC DIVISIONAL VS. CINCINNATI (1/22): Played but did not record any stats.

2020 (TENNESSEE):

- Played in 12 games with 1 start at left guard.

AT DENVER (9/14): Played but did not record any stats.

- Made his NFL debut.

AT BALTIMORE (11/22): Started at left guard.

- Helped the offense total 423 yards and 30 points in the win.
- Made his 1st NFL start.

BEFORE THE NFL

COLLEGE (TEXAS STATE):

- 4-year starter (2016-19).
- 1 reception for 7 yards (7.0 avg.).
- Started 47 consecutive games on the offensive line.

CAREER: Played in 48 games with 47 starts – 15 at center, 12 at right tackle, 8 at left tackle, 7 at left guard and 5 at



right guard.

SENIOR (2019): Started all 12 games at right tackle.
• 2nd-team All-Sun Belt.

JUNIOR (2018): Started all 12 games – 6 at center and 6 at left tackle.
• All-Sun Belt Honorable Mention.

SOPHOMORE (2017): Started all 12 games – 5 at center, 5 at right guard and 2 at left tackle; 1 reception for 7 yards (7.0 avg.).
• 2nd-team All-Sun Belt.

TRUE FRESHMAN (2016): Played in 12 games, starting 11 of them – 7 at left guard and 4 at center.
• All-Sun Belt Honorable Mention.

HIGH SCHOOL (SKYLINE HS – DALLAS, TEXAS)

- Also competed in basketball, wrestling and track and field.

SENIOR (2015):

- 1st-team all-district.

OFF THE FIELD

**COMMUNITY:
2024:**

- Joined team initiatives around Thanksgiving and the holidays, providing meals and interacting with local South Florida community members in need.

PERSONAL:

- **PRONUNCIATION:** First name is pronounced AY-rin.
- **MAJOR:** General Studies.

AARON BREWER'S NFL REGULAR SEASON STATISTICS

| DATE | TEAM | GP | GS |
|------------|-----------|----|----|
| 2020 | Tennessee | 12 | 1 |
| 2021 | Tennessee | 12 | 5 |
| 2022 | Tennessee | 17 | 17 |
| 2023 | Tennessee | 17 | 17 |
| 2024 | Miami | 17 | 17 |
| 2025 | Miami | 5 | 5 |
| NFL TOTALS | | 80 | 62 |

AARON BREWER'S NFL POSTSEASON STATISTICS

| DATE | TEAM | GP | GS |
|------------|-----------|----|----|
| 2020 | Tennessee | 0 | 0 |
| 2021 | Tennessee | 1 | 0 |
| NFL TOTALS | | 1 | 0 |



3 K.J. BRITT

LINEBACKER // 6'0" // 240 // AUBURN '21

ACQUIRED: UFA, '25 (TB)

HOMETOWN: OXFORD, ALA. // BORN: 06/04/99

NFL SEASON: FIFTH SEASON // DOLPHINS SEASON: FIRST SEASON

NFL CAREER

TRANSACTIONS:

- Signed by Miami as an unrestricted free agent from Tampa Bay on March 17, 2025.
- 5th-round pick (176th overall) by Tampa Bay in the 2021 NFL Draft.

CAREER HIGHLIGHTS:

- Played in 64 career games with 15 starts.
- 108 tackles (56 solo), 0.5 sack and 3 passes defended.
- 25 special teams tackles (15 solo).
- Appeared in 6 postseason games with 2 starts.

2025 (MIAMI):

- Played in 5 games.
- 3 tackles.
- 4 special teams tackles (3 solo).

VS. N.Y. JETS (9/29): 2 solo special teams tackles.

AT CAROLINA (10/5): 3 tackles.

2024 (TAMPA BAY):

- Played in 14 games with 11 starts.
- Inactive for 3 games.
- 72 tackles (40 solo), 0.5 sack and 1 pass defended.

AT NEW ORLEANS (10/13): 3 tackles and 0.5 sack.

- Split a sack of QB Spencer Rattler with LB Chris Braswell for a loss of 9 yards in the 3rd quarter.
- It was the 1st half-sack of his career.

VS. ATLANTA (10/27): 10 tackles (3 solo).

AT KANSAS CITY (11/4): 9 tackles (6 solo) and 1 pass defended.

POSTSEASON:

NFC WILD CARD VS. WASHINGTON (1/12): 5 tackles (3 solo).

2023 (TAMPA BAY):

- Played in 16 games with 4 starts.
- Inactive for 1 game.
- 19 tackles (9 solo) and 1 pass defended.
- 10 special teams tackles (7 solo).

VS. DETROIT (10/15): 3 solo special teams tackles.

VS. CAROLINA (12/3): 2 tackles.

- Made his 1st NFL start.

AT ATLANTA (12/10): 8 tackles (4 solo) and 1 pass defended.

POSTSEASON:

NFC WILD CARD VS. PHILADELPHIA (1/15): 3 tackles and 1 pass defended.

NFC DIVISIONAL AT DETROIT (1/21): 12 tackles (7 solo).

2022 (TAMPA BAY):

- Played in 12 games.
- Missed 5 games after being placed on injured reserve on Oct. 25 and activated on Dec. 10.
- 7 tackles (2 solo).
- 6 special teams tackles (3 solo).

AT DALLAS (9/11): 2 solo special teams tackles.

AT ATLANTA (1/8): 7 tackles (2 solo).

POSTSEASON:

NFC WILD CARD VS. DALLAS (1/16): 1 assisted tackle.

2021 (TAMPA BAY):

- Played in all 17 games.
- 7 tackles (5 solo).
- 5 special teams tackles (2 solo).

VS. DALLAS (9/9): Played but did not record any stats.

- Made his NFL debut.

VS. CHICAGO (10/24): 2 solo tackles.

- Recorded his 1st defensive tackle.

VS. CAROLINA (1/9): 3 tackles (2 solo) and 1 pass defended; 1 special teams tackle.

POSTSEASON:

NFC WILD CARD VS. PHILADELPHIA (1/16): 1 solo special teams tackle.

NFC DIVISIONAL VS. L.A. RAMS (1/23): Played but did not record any stats.

BEFORE THE NFL

COLLEGE (AUBURN):

- 4-year letterman (2017-20) and 2-year starter.

CAREER: Played in 42 games with 14 starts; 119 tackles (64 solo), 2.5 sacks, 13 tackles for loss, 2 passes defended and 1 forced fumble.

SENIOR (2020): Started in 2 games; 23 tackles (9 solo) and 1 tackle for loss.

- Missed the rest of the season after suffering a hand injury.
- Served as team captain.

JUNIOR (2019): Played in all 13 games with 12 starts; 69 tackles (37 solo), 2.5 sacks, 10 tackles for loss, 1 pass defended and 1 forced fumble.

- 1st-team All-SEC.

SOPHOMORE (2018): Played in all 13 games; 23 tackles (15 solo), 2 tackles for loss and 1 pass defended.



TRUE FRESHMAN (2017): Played in all 14 games; 4 tackles (3 solo).

HIGH SCHOOL (OXFORD HS – OXFORD, ALA.)

- Also competed in track and field as a thrower.

SENIOR (2016): 124 tackles, 5.0 sacks, 17 tackles for loss, and an interception.

- Helped team to 10-1 record and regional title.
- 1st-team all-state.

OFF THE FIELD

PERSONAL:

- **MAJOR:** Business

K.J. BRITT'S NFL REGULAR SEASON DEFENSIVE STATISTICS

| DATE | TEAM | GP | GS | TACKLES | | | | | | | | | | INTERCEPTIONS | | | | | O. FUMB | | | | ST | | | | MISC | |
|------------|-----------|----|----|---------|----|----|-----|-----|-----|-----|-----|----|-----|---------------|----|----|----|----|---------|-----|----|---|----|----|----|---|------|--|
| | | | | TK | S | A | TFL | YDS | SK | YDS | QBH | NO | YDS | LG | TD | PD | FF | FR | TD | YDS | TK | S | A | FF | FR | S | A | |
| 2021 | Tampa Bay | 17 | 0 | 7 | 5 | 2 | 1 | 5 | 0.0 | 0.0 | 0 | 0 | 0 | 0 | 1 | 0 | 0 | 0 | 5 | 2 | 3 | 0 | 0 | 0 | 0 | | | |
| 2022 | Tampa Bay | 12 | 0 | 7 | 2 | 5 | 0 | 0 | 0.0 | 0.0 | 0 | 0 | 0 | 0 | 0 | 0 | 0 | 0 | 6 | 3 | 3 | 0 | 0 | 0 | 0 | | | |
| 2023 | Tampa Bay | 16 | 4 | 19 | 9 | 10 | 1 | 1 | 0.0 | 0.0 | 0 | 0 | 0 | 0 | 1 | 0 | 0 | 0 | 10 | 7 | 3 | 0 | 0 | 0 | 0 | | | |
| 2024 | Tampa Bay | 14 | 11 | 72 | 40 | 32 | 2 | 2 | 0.5 | 4.5 | 1 | 0 | 0 | 0 | 1 | 0 | 0 | 0 | 0 | 0 | 0 | 0 | 0 | 0 | 0 | | | |
| 2025 | Miami | 5 | 0 | 3 | 0 | 3 | 0 | 0 | 0.0 | 0.0 | 0 | 0 | 0 | 0 | 0 | 0 | 0 | 0 | 4 | 3 | 1 | 0 | 0 | 0 | 0 | | | |
| NFL TOTALS | | 64 | 15 | 108 | 56 | 52 | 4 | 8 | 0.5 | 4.5 | 2 | 0 | 0 | 0 | 3 | 0 | 0 | 0 | 25 | 15 | 10 | 0 | 0 | 0 | 0 | | | |

K.J. BRITT'S NFL POSTSEASON DEFENSIVE STATISTICS

| DATE | TEAM | GP | GS | TACKLES | | | | | | | | | | INTERCEPTIONS | | | | O. FUMB | | | | ST | | | | MISC | |
|------------|-----------|----|----|---------|----|----|-----|-----|-----|-----|-----|----|-----|---------------|----|----|----|---------|----|-----|----|----|---|----|----|------|---|
| | | | | TK | S | A | TFL | YDS | SK | YDS | QBH | NO | YDS | LG | TD | PD | FF | FR | TD | YDS | TK | S | A | FF | FR | S | A |
| 2021 | Tampa Bay | 2 | 0 | 0 | 0 | 0 | 0 | 0.0 | 0.0 | 0 | 0 | 0 | 0 | 0 | 0 | 0 | 0 | 0 | 1 | 1 | 0 | 0 | 0 | 0 | 0 | | |
| 2022 | Tampa Bay | 1 | 0 | 1 | 0 | 1 | 0 | 0 | 0.0 | 0.0 | 0 | 0 | 0 | 0 | 0 | 0 | 0 | 0 | 0 | 0 | 0 | 0 | 0 | 0 | 0 | | |
| 2023 | Tampa Bay | 2 | 2 | 15 | 7 | 8 | 1 | 0 | 0.0 | 0.0 | 0 | 0 | 0 | 0 | 1 | 0 | 0 | 0 | 0 | 0 | 0 | 0 | 0 | 0 | 0 | | |
| 2024 | Tampa Bay | 1 | 0 | 5 | 3 | 2 | 0 | 0 | 0.0 | 0.0 | 0 | 0 | 0 | 0 | 0 | 0 | 0 | 0 | 0 | 0 | 0 | 0 | 0 | 0 | 0 | | |
| NFL TOTALS | | 6 | 2 | 21 | 10 | 11 | 1 | 0 | 0.0 | 0.0 | 0 | 0 | 0 | 0 | 1 | 0 | 0 | 0 | 1 | 1 | 0 | 0 | 0 | 0 | 0 | | |

SINGLE-GAME HIGHS: DEFENSIVE

Total Tackles 10 vs. Atlanta, Oct 27, 2024
Solo Tackles 2 vs. Carolina, Jan 09, 2022
...1 more at 2.
Passes Defensed 1 vs. Carolina, Jan 09, 2022

Tackles For Loss 1 vs. Carolina, Jan 09, 2022
Special Teams Tackles 3 vs. Detroit, Oct 15, 2023



20 JORDYN BROOKS

LINEBACKER // 6'0" // 240 // TEXAS TECH '20

ACQUIRED: UFA, '24 (SEA.)

HOMETOWN: HOUSTON, TEXAS // BORN: 10/21/97

NFL SEASON: SIXTH SEASON // DOLPHINS SEASON: SECOND SEASON



NFL CAREER

TRANSACTIONS:

- Signed by Miami as an unrestricted free agent from Seattle on March 13, 2024.
- 1st-round pick (27th overall) by Seattle in the 2020 NFL Draft.

CAREER HIGHLIGHTS:

- Played in 85 career games with 77 starts.
- 712 tackles (426 solo), 11.0 sacks, 1 interception, 22 passes defended, 2 forced fumbles and 5 fumble recoveries; 1 interception returned for a TD.
- 1 solo special teams tackle.
- Started 1 postseason game with Seattle.
- His 143 tackles in 2024 were the most in Dolphins history in the last 15 seasons:

MOST SINGLE-SEASON TACKLES BY A DOLPHIN (SINCE 2010)

| PLAYER | YEAR | TOTAL | SOLO | ASST. |
|------------------|------|-------|------|-------|
| 1. JORDYN BROOKS | 2024 | 143 | 86 | 57 |
| 2. Reshad Jones | 2015 | 135 | 106 | 29 |
| 3. Carlos Dansby | 2012 | 134 | 101 | 33 |
| 4. Kiko Alonso | 2018 | 125 | 79 | 46 |
| 5. Jerome Baker | 2019 | 124 | 74 | 50 |

- Serves as a team captain in 2025.

2025 (MIAMI):

- Started 5 games.
- 57 tackles (32 solo) and 1.5 sacks.
- Serves as a team captain.

AT INDIANAPOLIS (9/7): 14 tackles (5 solo).

VS. NEW ENGLAND (9/14): 8 tackles (4 solo) and 1.0 sack.

- Sacked QB Drake Maye for a loss of 11 yards on 3rd-and-7 in the 3rd quarter, forcing New England to punt.

VS. N.Y. JETS (9/29): 18 tackles (15 solo).

- His 15 solo tackles were the most by a Dolphins defender since at least 1999.

AT CAROLINA (10/5): 13 tackles (4 solo) and 0.5 sack.

- Split a sack of QB Bryce Young with DT Kenneth Grant on 3rd-and-2 to force Carolina to punt with 57 seconds remaining in the 3rd quarter.

2024 (MIAMI):

- Started all 17 games.
- 143 tackles (86 solo), 3.0 sacks, 6 passes defended and 2 fumble recoveries.

VS. TENNESSEE (9/30): 13 tackles (9 solo), 1.0 sack and 1 pass defended.

- Sacked QB Mason Rudolph for a loss on 8 yards on 3rd-and-5, forcing Tennessee to punt with 11:53 remaining in the 3rd quarter.

VS. LAS VEGAS (11/17): 13 tackles (8 solo).

VS. NEW ENGLAND (11/24): 9 tackles (7 solo) and 1 fumble recovery.

- Recovered a QB Drake Maye fumble, which was forced by DT Zach Sieler, and returned it 1to the New England 25-yard line with 2:27 remaining in the 3rd quarter.

VS. N.Y. JETS (12/8): 9 tackles (4 solo), 1.0 sack and 1 pass defended.

- Sacked QB Aaron Rodgers for a loss of 5 yards on 3rd-and-4, forcing the Jets to settle for a field goal with 1:52 remaining in the 3rd quarter.

AT HOUSTON (12/15): 8 tackles (6 solo) and 1 fumble recovery.

- Recovered a QB C.J. Stroud fumble and returned it 11 yards to the Houston 38-yard line with 53 seconds remaining in the 2nd quarter.

VS. SAN FRANCISCO (12/22): 7 tackles (4 solo) and 1.0 sack.

- Sacked QB Brock Purdy for a loss of 6 yards on 2nd-and-17 in the 1st quarter.

2023 (SEATTLE):

- Started 16 games.
- Inactive for 1 game.
- 111 tackles (62 solo), 4.5 sacks, 1 interception, 4 passes defended, 1 forced fumble and 1 fumble recovery; 1 interception returned for a TD.

AT N.Y. GIANTS (10/12): 10 tackles (4 solo), 2.0 sacks and 1 fumble recovery.

- Sacked QB Daniel Jones for a loss of 1 yard in the 1st quarter.
- Recovered a QB Daniel Jones fumble that was forced by DE Mario Edwards Jr.
- Sacked QB Daniel Jones on 2nd-and-7 in the 3rd quarter.

VS. CLEVELAND (10/29): 10 tackles (4 solo), 1.0 sack and 1 forced fumble.

- Strip-sacked QB P.J. Walker for a loss of 9 yards that was recovered by Seattle and led to a Seahawks TD.

VS. SAN FRANCISCO (11/23): 12 tackles (7 solo), 1 interception and 1 pass defended; 1 interception returned for a TD.

- Intercepted QB Brock Purdy and returned it 12 yards for a TD.
- It was his 1st career interception.

2022 (SEATTLE):

- Started 16 games.
- Missed the rest of the season after being placed on injured reserve on Jan. 3.
- 161 tackles (103 solo), 1.0 sack, 5 passes defended, 1 forced fumble and 1 fumble recovery.

AT TAMPA BAY (11/13): 16 tackles (11 solo) and 1 pass defended.



VS. LAS VEGAS (11/27): 16 tackles (7 solo) and 1 pass defended.

AT L.A. RAMS (12/4): 9 tackles (6 solo) and 1.0 sack.

- Sacked QB John Wolford for a loss of 10 yards on 3rd-and-6 to force the Rams to punt.

2021 (SEATTLE):

- Started all 17 games.
- 183 tackles (108 solo), 1.0 sack, 5 passes defended and 1 fumble recovery.
- 1 solo special teams tackle.

AT SAN FRANCISCO (10/3): 7 tackles (4 solo), 1.0 sack and 1 pass defended.

- Sacked QB Jimmy Garoppolo for a loss of 7 yards on 2nd-and-8 in the 2nd quarter.
- It was his 1st career sack.

AT GREEN BAY (11/14): 12 tackles (8 solo); 1 solo special teams tackle.

AT ARIZONA (1/9): 20 tackles (15 solo).

2020 (SEATTLE):

- Played in 14 games with 6 starts.
- Inactive for 2 games.
- 57 tackles (35 solo) and 2 passes defended.

AT ARIZONA (10/25): 7 tackles (3 solo).

- Made his 1st NFL start.

AT L.A. RAMS (11/15): 6 tackles (4 solo) and 1 pass defended.

VS. N.Y. GIANTS (12/6): 11 tackles (5 solo).

POSTSEASON:

NFC WILD CARD VS. L.A. RAMS (1/9): 8 tackles (5 solo).

BEFORE THE NFL

COLLEGE (TEXAS TECH):

- 4-year starter (2016-19).

CAREER: Played in 47 games with 45 starts; 367 tackles

(220 solo), 7.0 sacks, 2 interceptions, 9 passes defended, 2 forced fumbles and 3 fumble recoveries.

SENIOR (2019): Started 11 games; 108 tackles (66 solo), 3.0 sacks, 1 forced fumble and 2 fumble recoveries.

- 1st-team All-Big 12.
- 2nd-team All-American.
- Led the team in tackles (108).
- Served as team captain.
- 1st Texas Tech All-American linebacker and Butkus Award finalist since Zach Thomas (1995).

JUNIOR (2018): Started all 12 games; 84 tackles (43 solo), 3.0 sacks, 1 interception and 2 passes defended.

- All-Big 12 Honorable Mention.
- Led the team in tackles (84).

SOPHOMORE (2017): Played in 12 games with 11 starts; 89 tackles (50 solo), 1 interception, 3 passes defended and 1 fumble recovery.

- All-Big 12 Honorable Mention.

TRUE FRESHMAN (2016): Played in all 12 games with 11 starts; 86 tackles (61 solo), 1.0 sack, 4 passes defended and 1 forced fumble.

- All-Big 12 Honorable Mention.
- Led the team in tackles (84).

HIGH SCHOOL (STRATFORD HS - HOUSTON, TEXAS)

SENIOR (2015): 63 tackles, 1.0 sack and 4 passes defended.

- 1st-team all-district.

JUNIOR (2014): 44 tackles and 3 passes defended.

- 1st-team all-district.

OFF THE FIELD

COMMUNITY:

2024:

- Joined team initiatives around Thanksgiving and the holidays, providing meals and interacting with local South Florida community members in need.

PERSONAL:

- **MAJOR:** University studies.

JORDYN BROOKS' NFL REGULAR SEASON DEFENSIVE STATISTICS

| DATE | TEAM | GP | GS | TACKLES | | | | | | | | | | INTERCEPTIONS | | | | O. FUMB | | | | ST | | | | MISC | |
|------------|---------|----|----|---------|-----|-----|-----|-----|------|------|-----|----|-----|---------------|----|----|----|---------|----|-----|----|----|---|----|----|------|---|
| | | | | TK | S | A | TFL | YDS | SK | YDS | QBH | NO | YDS | LG | TD | PD | FF | FR | TD | YDS | TK | S | A | FF | FR | S | A |
| 2020 | Seattle | 14 | 6 | 57 | 35 | 22 | 2 | 1 | 0.0 | 0.0 | 0 | 0 | 0 | 0 | 0 | 0 | 2 | 0 | 0 | 0 | 0 | 0 | 0 | 0 | 0 | 0 | |
| 2021 | Seattle | 17 | 17 | 183 | 108 | 75 | 10 | 27 | 1.0 | 7.0 | 3 | 0 | 0 | 0 | 0 | 0 | 5 | 0 | 1 | 0 | 5 | 1 | 1 | 0 | 0 | 0 | |
| 2022 | Seattle | 16 | 16 | 161 | 103 | 58 | 3 | 15 | 1.0 | 10.0 | 3 | 0 | 0 | 0 | 0 | 0 | 5 | 1 | 1 | 0 | 3 | 0 | 0 | 0 | 0 | 0 | |
| 2023 | Seattle | 16 | 16 | 111 | 62 | 49 | 8 | 16 | 4.5 | 19.0 | 5 | 1 | 12 | 12t | 1 | 4 | 1 | 1 | 0 | 8 | 0 | 0 | 0 | 0 | 0 | 0 | |
| 2024 | Miami | 17 | 17 | 143 | 86 | 57 | 11 | 53 | 3.0 | 19.0 | 6 | 0 | 0 | 0 | 0 | 0 | 6 | 0 | 2 | 0 | 23 | 0 | 0 | 0 | 0 | 0 | |
| 2025 | Miami | 5 | 5 | 57 | 32 | 25 | 2 | 14 | 1.5 | 11.0 | 2 | 0 | 0 | 0 | 0 | 0 | 0 | 0 | 0 | 0 | 0 | 0 | 0 | 0 | 0 | 0 | |
| NFL TOTALS | | 85 | 77 | 712 | 426 | 286 | 36 | 126 | 11.0 | 66.0 | 19 | 1 | 12 | 12t | 1 | 22 | 2 | 5 | 0 | 39 | 1 | 1 | 0 | 0 | 0 | 0 | |

JORDYN BROOKS' NFL POSTSEASON DEFENSIVE STATISTICS

| DATE | TEAM | GP | GS | TACKLES | | | | | | | INTERCEPTIONS | | | | | | | O. FUMB | | | | ST | | | | MISC | |
|------------|---------|----|----|---------|---|---|-----|-----|-----|-----|---------------|----|-----|----|----|----|----|---------|----|-----|----|----|---|----|----|------|---|
| | | | | TK | S | A | TFL | YDS | SK | YDS | QBH | NO | YDS | LG | TD | PD | FF | FR | TD | YDS | TK | S | A | FF | FR | S | A |
| 2020 | Seattle | 1 | 1 | 8 | 5 | 3 | 0 | 0 | 0.0 | 0.0 | 0 | 0 | 0 | 0 | 0 | 0 | 0 | 0 | 0 | 0 | 0 | 0 | 0 | 0 | 0 | | |
| 2022 | Seattle | 0 | 0 | 0 | 0 | 0 | 0 | 0 | 0.0 | 0.0 | 0 | 0 | 0 | 0 | 0 | 0 | 0 | 0 | 0 | 0 | 0 | 0 | 0 | 0 | 0 | | |
| NFL TOTALS | | 1 | 1 | 8 | 5 | 3 | 0 | 0 | 0.0 | 0.0 | 0 | 0 | 0 | 0 | 0 | 0 | 0 | 0 | 0 | 0 | 0 | 0 | 0 | 0 | 0 | | |



SINGLE-GAME HIGHS: DEFENSIVE

| | | | |
|-----------------|----------------------------------|---------------------------|-----------------------------------|
| Total Tackles | 20 at Arizona, Jan 09, 2022 | Fumble Recoveries | 1 at N.Y. Giants, Oct 02, 2023 |
| Solo Tackles | 15 vs. N.Y. Jets, Sep 29, 2025 | | ...2 more at 1. |
| | ...1 more at 15. | Tackles For Loss | 3 vs. Arizona, Oct 22, 2023 |
| Sacks | 2.0 at N.Y. Giants, Oct 02, 2023 | Interceptions | 1 vs. San Francisco, Nov 23, 2023 |
| Passes Defensed | 2 vs. Chicago, Dec 26, 2021 | Special Teams Tackles | 1 at Green Bay, Nov 14, 2021 |
| Forced Fumbles | 1 vs. Cleveland, Oct 29, 2023 | Longest Opp Fumble Return | 8 at N.Y. Giants, Oct 02, 2023 |
| | ...1 more at 1. | | |



64 DANIEL BRUNSKILL

OFFENSIVE LINEMAN // 6'5" // 300 // SAN DIEGO STATE '17

ACQUIRED: FA, '25

HOMETOWN: VALLEY CENTER, CALIF. // BORN: 01/27/94

NFL SEASON: SEVENTH SEASON // DOLPHINS SEASON: FIRST SEASON

NFL CAREER

TRANSACTIONS:

- Signed by Miami on July 22, 2025.
- Signed by Tennessee as an unrestricted free agent from San Francisco on March 20, 2023.
- Signed by San Francisco on April 12, 2019.
- Signed to Atlanta's practice squad on Sept. 1, 2018.
- Waived by Atlanta on Aug. 31, 2018.
- Signed to a future/reserve contract by Atlanta on Jan. 15, 2018.
- Signed to Atlanta's practice squad on Sept. 3, 2017.
- Waived by Atlanta on Sept. 2, 2017.
- Signed by Atlanta as an undrafted college free agent on May 1, 2017.

CAREER HIGHLIGHTS:

- Played in 96 career games with 66 starts – 1 at left tackle, 1 at left guard, 16 at center, 44 at right guard and 4 at right tackle.

2025 (MIAMI):

- Played in 4 games.
- Dressed but did not play in 1 game.

AT BUFFALO (9/18): Played 25 snaps at right guard.

2024 (TENNESSEE):

- Played in 17 games with 10 starts – 8 at center and 2 at right guard.

AT HOUSTON (11/24): Started at center.

- Helped the Titans total 369 yards of offense, including 132 rushing yards.

2023 (TENNESSEE):

- Started in 14 games at right guard.
- Inactive for 3 games.

AT CINCINNATI (10/1): Started at right guard.

- Helped the Titans total 400 yards of offense, including 173 rushing yards.

VS. ATLANTA (10/29): Started at right guard.

- Helped the Titans total 375 yards of offense and blocked for RB Derrick Henry who recorded 101 rushing yards and 2 TDs.

2022 (SAN FRANCISCO):

- Played in 14 games with 2 starts – 1 at left guard and 1 at right guard.
- Inactive for 3 games.

VS. MIAMI (12/4): Started at right guard.

- Helped the 49ers rush for 121 yards.

VS. ARIZONA (1/8): Started at left guard.

- Helped the 49ers total 162 rushing yards and blocked for an offensive line that did not allow a sack.

POSTSEASON:

NFC WILD CARD VS. SEATTLE (1/14): Played 33 snaps on the offensive line.

NFC DIVISIONAL VS. DALLAS (1/22): Played 34 snaps on the offensive line.

NFC CHAMPIONSHIP AT PHILADELPHIA (1/29): Played 24 snaps on the offensive line.

2021 (SAN FRANCISCO):

- Started all 17 games at right guard.

AT ATLANTA (12/19): Started at right guard.

- Helped the offense total 162 rushing yards while not allowing a sack.

POSTSEASON:

NFC WILD CARD AT DALLAS (1/16): Started at right guard.

- Was part of an offensive line that did not allow a sack and blocked for 169 rushing yards.

NFC DIVISIONAL AT GREEN BAY (1/22): Started at right guard.

NFC CHAMPIONSHIP AT L.A. RAMS (1/30): Started at right guard.

- Was part of an offensive line that did not allow a sack.

2020 (SAN FRANCISCO):

- Started all 16 games – 8 at center and 8 at right guard.

VS. L.A. RAMS (10/18): Started at right guard.

- Helped the offense total 122 rushing yards while not allowing a sack.

VS. BUFFALO (12/7): Started at right guard.

- Protected QB Nick Mullens who threw for 316 as the team did not allow a sack.

2019 (SAN FRANCISCO):

- Played in 14 games with 7 starts – 1 at left tackle, 2 at right guard and 4 at right tackle.

VS. PITTSBURGH (9/22):

- Made his NFL debut.

VS. CLEVELAND (10/7):

- Helped the offense total 275 rushing yards and 2 TDs, the most rushing yards by the team in a single game since 2014.

VS. CAROLINA (10/27): Started at right tackle.

- Helped the offense total 232 rushing yards and 5 TDs, the most rushing TDs in franchise single-game history since 1992.

POSTSEASON:



NFC DIVISIONAL VS. MINNESOTA (1/11): Played but did not record any stats.

NFC CHAMPIONSHIP VS. GREEN BAY (1/19): Played but did not record any stats.

SUPER BOWL LIV AT KANSAS CITY (2/2): Played but did not record any stats.

2018 (ATLANTA):

- Spent the entire season on Atlanta's practice squad.

2017 (ATLANTA):

- Spent the entire season on Atlanta's practice squad.

BEFORE THE NFL

COLLEGE (SAN DIEGO STATE):

- 4-year letterman (2013-16) and 2-year starter.
- Switched from tight end to offensive line prior to his senior season.

CAREER: In 54 games with 33 starts.

REDSHIRT SENIOR (2016): Started 14 games at right tackle.

2nd-team All-Mountain West.

•

REDSHIRT JUNIOR (2015): Started all 14 games at tight end; 10 receptions for 112 yards (11.2 avg.) and 2 TDs.

- Honorable mention All-Mountain West.

REDSHIRT SOPHOMORE (2014): Played in all 13 games with 4 starts at tight end; 5 receptions for 31 yards (6.2 avg.) and 1 TD.

REDSHIRT FRESHMAN (2013): Played in all 13 games.

- Redshirted in 2012.

HIGH SCHOOL (VALLEY CENTER HS – VALLEY CENTER, CALIF.)

- Played football, volleyball, lacrosse and was on the wrestling team.

SENIOR (2011): Played in all 13 games.

- Served as team captain.
- 1st-team all-county.
- 2nd-team all-state.

OFF THE FIELD

PERSONAL:

- **MAJOR:** Civil engineering.

DANIEL BRUNSKILL'S NFL REGULAR SEASON STATISTICS

| DATE | TEAM | GP | GS |
|------------|---------------|----|----|
| 2017 | Atlanta | 0 | 0 |
| 2018 | Atlanta | 0 | 0 |
| 2019 | San Francisco | 14 | 7 |
| 2020 | San Francisco | 16 | 16 |
| 2021 | San Francisco | 17 | 17 |
| 2022 | San Francisco | 14 | 2 |
| 2023 | Tennessee | 14 | 14 |
| 2024 | Tennessee | 17 | 10 |
| 2025 | Miami | 4 | 0 |
| NFL TOTALS | | 96 | 66 |

DANIEL BRUNSKILL'S NFL POSTSEASON STATISTICS

| DATE | TEAM | GP | GS |
|------------|---------------|----|----|
| 2017 | Atlanta | 0 | 0 |
| 2019 | San Francisco | 3 | 0 |
| 2021 | San Francisco | 3 | 3 |
| 2022 | San Francisco | 3 | 0 |
| NFL TOTALS | | 9 | 3 |



91 MATTHEW BUTLER

DEFENSIVE TACKLE // 6'3" // 305 // TENNESSEE '22

ACQUIRED: WFL, '25 (LV)

HOMETOWN: RALEIGH, N.C. // BORN: 06/10/99

NFL SEASON: THIRD SEASON // DOLPHINS SEASON: FIRST SEASON

NFL CAREERS

TRANSACTIONS:

- Awarded off waivers to Miami on May 13, 2025.
- Waived by Las Vegas on May 12, 2025.
- Signed to Las Vegas' active roster on Oct. 10, 2024.
- Signed to Las Vegas' practice squad Aug. 28, 2024.
- Waived by Las Vegas on Aug. 27, 2024.
- Signed to Las Vegas' active roster on Jan. 6, 2024.
- Signed to Las Vegas' practice squad on Aug. 30, 2023.
- Waived by Las Vegas on Aug. 29, 2023.
- 5th-round pick (175th overall) by Las Vegas in the 2022 NFL Draft.

CAREER HIGHLIGHTS:

- Played in 20 career games with 2 starts.
- 22 tackles (8 solo) and a 0.5 sack.

2025 (MIAMI):

- Played in 5 games with 1 start.
- 7 tackles (3 solo).

AT INDIANAPOLIS (9/7): 2 solo tackles.

- Made his Dolphins debut.

VS. NEW ENGLAND (9/14): 3 tackles (1 solo).

2024 (LAS VEGAS):

- Played in 7 games with 1 start.
- Inactive for 5 games.
- Spent 5 games on Las Vegas' practice squad.
- 9 tackles (4 solo).

VS. PITTSBURGH (10/13): 4 tackles (1 solo).

AT CINCINNATI (11/3): 3 tackles (2 solo).

2023 (LAS VEGAS):

- Played in 2 games.
- Spent 15 games on Las Vegas' practice squad.
- 1 assisted tackle.

VS. DENVER (1/7): 1 assisted tackle.

2022 (LAS VEGAS):

- Played in 6 games.

- Inactive for 11 games.
- 5 tackles (1 solo) and a 0.5 sack.

AT TENNESSEE (9/25): 1 assisted tackle.

- Made his NFL debut.

VS. DENVER (10/2): 1 solo tackle.

VS. L.A. CHARGERS (12/4): 1 assisted tackle and a 0.5 sack.

- Split a sack of QB Justin Herbert with DE Clelin Ferrell for a loss of 3 yards with 10:09 remaining in the 3rd quarter.

BEFORE THE NFL

COLLEGE (TENNESSEE):

CAREER: Played in 53 games with 26 starts; 152 tackles (69 solo), 9.5 sacks, 2 passes defended and 2 forced fumbles.

GRAD (2021): Played in all 13 games with 12 starts; 47 tackles (19 solo), 5.0 sacks and 1 forced fumble.

SENIOR (2020): Started all 10 games; 43 tackles (22 solo), 2.0 sacks, 1 pass defended and 1 forced fumble.

JUNIOR (2019): Played in 13 games with 4 starts; 45 tackles (23 solo), 2.5 sacks and 2 passes defended.

SOPHOMORE (2018): Played in 9 games; 13 tackles (2 solo), 1.0 sacks and 4 passes defended.

TRUE FRESHMAN (2017): Played in 8 games; 4 tackles (3 solo) and 0.5 sack.

HIGH SCHOOL (GARNER HS - GARNER, N.C.)

SENIOR (2016): 96 tackles, including 44 TFLs and 26.0 sacks.

- Led the team to a regional semifinals appearance.

OFF THE FIELD

PERSONAL:

- **MAJOR:** Political science.

MATTHEW BUTLER'S NFL REGULAR SEASON DEFENSIVE STATISTICS

| DATE | TEAM | GP | GS | TK | S | TACKLES | | | | | QBH | INTERCEPTIONS | | | | O. FUMB | | | | YDS | TK | S | A | FF | FR | FR | MISC | |
|------------|-----------|----|----|----|---|---------|-----|----|-----|-----|-----|---------------|-----|----|----|---------|----|----|----|-----|----|---|---|----|----|----|------|---|
| | | | | | | TFL | YDS | SK | YDS | YDS | | NO | YDS | LG | TD | PD | FF | FR | TD | | | | | | | | S | A |
| 2022 | Las Vegas | 6 | 0 | 5 | 1 | 4 | 0 | 0 | 0.5 | 1.5 | 1 | 0 | 0 | 0 | 0 | 0 | 0 | 0 | 0 | 0 | 0 | 0 | 0 | 0 | 0 | 0 | 0 | 0 |
| 2023 | Las Vegas | 2 | 0 | 1 | 0 | 1 | 0 | 0 | 0.0 | 0.0 | 0 | 0 | 0 | 0 | 0 | 0 | 0 | 0 | 0 | 0 | 0 | 0 | 0 | 0 | 0 | 0 | 0 | 0 |
| 2024 | Las Vegas | 7 | 1 | 9 | 4 | 5 | 0 | 0 | 0.0 | 0.0 | 0 | 0 | 0 | 0 | 0 | 0 | 0 | 0 | 0 | 0 | 0 | 0 | 0 | 0 | 0 | 0 | 0 | 0 |
| 2025 | Miami | 5 | 1 | 7 | 3 | 4 | 0 | 0 | 0.0 | 0.0 | 1 | 0 | 0 | 0 | 0 | 0 | 0 | 0 | 0 | 0 | 0 | 0 | 0 | 0 | 0 | 0 | 0 | 0 |
| NFL TOTALS | | 20 | 2 | 22 | 8 | 14 | 0 | 0 | 0.5 | 1.5 | 2 | 0 | 0 | 0 | 0 | 0 | 0 | 0 | 0 | 0 | 0 | 0 | 0 | 0 | 0 | 0 | 0 | 0 |



SINGLE-GAME HIGHS: DEFENSIVE

Total Tackles

4 vs. Pittsburgh, Oct 13, 2024

Solo Tackles

2 at Indianapolis, Sep 07, 2025
...1 more at 2.



22 ELIJAH CAMPBELL

DEFENSIVE BACK // 5'11" // 200 // NORTHERN IOWA '18

ACQUIRED: WFL, '21 (NYJ)

HOMETOWN: ST. PAUL, MINN. // BORN: 08/24/95

NFL SEASON: FIFTH SEASON // DOLPHINS SEASON: FIFTH SEASON

NFL CAREER

TRANSACTIONS:

- Awarded off waivers to Miami on Sept. 1, 2021.
- Waived by N.Y. Jets on Aug. 31, 2021.
- Signed to the N.Y. Jets active roster on Dec. 8, 2020.
- Signed to the N.Y. Jets practice squad on Nov. 3, 2020.
- Fourth overall selection in the defensive backs phase of the 2020 NFL Draft to the DC Defenders on Oct. 16, 2019.
- Signed by Birmingham Iron (AAF) on Nov. 9, 2018.
- Waived by Cleveland on Aug. 31, 2018.
- Signed by Cleveland as an undrafted college free agent on May 4, 2018.

CAREER HIGHLIGHTS:

- Played in 63 career games with 3 starts.
- 24 tackles (14 solo) and 2 passes defended.
- 17 special teams tackles (12 solo), 1 special teams forced fumble and 1 special teams fumble recovery.
- Played in 2 postseason games with Miami.

2025 (MIAMI):

- Played in 5 games.
- 1 solo special teams tackle.

2024 (MIAMI):

- Played in all 17 games with 1 start.
- 8 tackles (4 solo).
- 3 special teams tackles (2 solo) and 1 special teams forced fumble.

VS. JACKSONVILLE (9/8): 1 solo special teams tackle and 1 special teams forced fumble.

- Forced WR Parker Washington to fumble on the kickoff return but was recovered by Jacksonville in the 3rd quarter.

VS. SAN FRANCISCO (12/22): 2 assisted tackles.

AT CLEVELAND (12/29): 2 tackles (1 solo).

2023 (MIAMI):

- Played in 15 games with 1 start.
- Inactive for 2 games.
- 9 tackles (6 solo) and 1 pass defended.
- 6 special teams tackles (4 solo) and 1 special teams fumble recovery.

VS. CAROLINA (10/15): 1 assisted tackle.

- Split a tackle with LB Duke Riley to stop WR Laviska Shenault Jr. from converting a fake punt.

VS. TENNESSEE (12/11): 2 solo tackles; 1 assisted special teams tackle and 1 special teams fumble recovery.

- Recovered a muffed punt at the Tennessee 7-yard line, setting up a Miami TD on the ensuing drive.

VS. N.Y. JETS (12/17): 4 tackles (3 solo) and 1 pass

defended.

POSTSEASON:

AFC WILD CARD AT KANSAS CITY (1/13): Played but did not record any stats.

2022 (MIAMI):

- Played in 16 games with 1 start.
- Inactive for 1 game.
- 7 tackles (4 solo) and 1 pass defended.
- 5 special teams tackles (3 solo).

VS. CLEVELAND (11/13): 1 pass defended; 2 special teams tackles (1 solo).

AT SAN FRANCISCO (12/4): 2 solo tackles.

VS. N.Y. JETS (1/8): Played but did not record stats.

- Made his 1st NFL start.

POSTSEASON:

AFC WILD CARD AT BUFFALO (1/15): 2 tackles (1 solo) and 0.5 sacks.

2021 (N.Y. JETS/MIAMI):

- Played in 7 games with Miami.
- Inactive for 4 games with Miami.
- Missed the rest of the season with Miami after being placed on injured reserve on Nov. 27.
- Awarded off waivers to Miami on Sept. 1.
- 2 solo special teams tackles with Miami.
- Spent offseason and training camp with the N.Y. Jets.

VS. INDIANAPOLIS (10/3): 1 solo special teams tackle.

- Made his Dolphins debut.

VS. HOUSTON (11/7): 1 solo special teams tackle.

2020 (N.Y. JETS/DC DEFENDERS - XFL):

- Played in 3 games with the N.Y. Jets.
- Inactive for 2 games with the N.Y. Jets.
- Signed to the N.Y. Jets active roster on Dec. 8.
- Signed to the N.Y. Jets practice squad on Nov. 3.
- Started 4 games with the DC Defenders.
- 6 tackles (5 solo) and 2 passes defended with the DC Defenders.

2019 (BIRMINGHAM IRON - AAF):

- Played in 8 games with 3 starts.
- 21 tackles (15 solo).

2018 (CLEVELAND):

- Spent the 2018 offseason and training camp with Cleveland.

BEFORE THE NFL



COLLEGE (NORTHERN IOWA):

- 2-year starter (2016-17).
- Transferred from Northern Illinois to Northern Iowa following his sophomore season in 2015.
- Transferred from Iowa Western CC to Northern Illinois following his freshman season in 2014.

CAREER AT NORTHERN IOWA: Played in 24 games with 87 tackles, 15 passes defended and 8 interceptions.

REDSHIRT SENIOR (2017 AT NORTHERN IOWA): Played in 12 games with 51 tackles (31 solo), 1 sack, 3 forced fumbles, 1 fumble recovery, 5 interceptions and 17 passes defended.

REDSHIRT JUNIOR (2016 AT NORTHERN IOWA): Played in 11 games with 42 tackles (34 solo), 2 fumble recoveries, 3 interceptions and 6 passes defended.

REDSHIRT SOPHOMORE (2015 AT NORTHERN

ILLINOIS): Played in 13 games with 5 tackles.

REDSHIRT FRESHMAN (2014 AT IOWA WESTERN): 32 tackles and 5 passes defended.

- Redshirted in 2013.

HIGH SCHOOL (ST. PAUL CENTRAL HS - ST. PAUL, MINN.)

SENIOR (2012)

- Helped team record an 8-1 record in 2012, rushing for 1,002 yards and 18 touchdowns.
- Totaled 69 tackles and six interceptions in 2012 on defense.
- Also lettered in track and field.

OFF THE FIELD

PERSONAL:

- **MAJOR:** Liberal studies.

ELIJAH CAMPBELL'S NFL REGULAR SEASON DEFENSIVE STATISTICS

| DATE | TEAM | GP | GS | TK | S | TACKLES | | | | | INTERCEPTIONS | | | | | O. FUMB | | | TK | ST | | | MISC | | | | |
|------------|-----------|----|----|----|----|---------|-----|-----|-----|-----|---------------|----|-----|----|----|---------|----|----|----|----|-----|----|------|----|----|---|---|
| | | | | | | A | TFL | YDS | SK | YDS | QBH | NO | YDS | LG | TD | PD | FF | FR | | TD | YDS | S | A | FF | FR | S | A |
| 2018 | Cleveland | 0 | 0 | 0 | 0 | 0 | 0 | 0 | 0.0 | 0.0 | 0 | 0 | 0 | 0 | 0 | 0 | 0 | 0 | 0 | 0 | 0 | 0 | 0 | 0 | 0 | 0 | |
| 2020 | N.Y. Jets | 3 | 0 | 0 | 0 | 0 | 0 | 0 | 0.0 | 0.0 | 0 | 0 | 0 | 0 | 0 | 0 | 0 | 0 | 0 | 0 | 0 | 0 | 0 | 0 | 0 | 0 | |
| 2021 | N.Y. Jets | 0 | 0 | 0 | 0 | 0 | 0 | 0 | 0.0 | 0.0 | 0 | 0 | 0 | 0 | 0 | 0 | 0 | 0 | 0 | 0 | 0 | 0 | 0 | 0 | 0 | 0 | |
| 2021 | Miami | 7 | 0 | 0 | 0 | 0 | 0 | 0 | 0.0 | 0.0 | 0 | 0 | 0 | 0 | 0 | 0 | 0 | 0 | 0 | 0 | 2 | 2 | 0 | 0 | 0 | 0 | |
| 2021 | TOTAL | 7 | 0 | 0 | 0 | 0 | 0 | 0 | 0.0 | 0.0 | 0 | 0 | 0 | 0 | 0 | 0 | 0 | 0 | 0 | 0 | 2 | 2 | 0 | 0 | 0 | 0 | |
| 2022 | Miami | 16 | 1 | 7 | 4 | 3 | 0 | 0 | 0.0 | 0.0 | 1 | 0 | 0 | 0 | 0 | 1 | 0 | 0 | 0 | 0 | 5 | 3 | 2 | 0 | 0 | 0 | |
| 2023 | Miami | 15 | 1 | 9 | 6 | 3 | 0 | 0 | 0.0 | 0.0 | 0 | 0 | 0 | 0 | 0 | 1 | 0 | 0 | 0 | 0 | 6 | 4 | 2 | 0 | 1 | 0 | |
| 2024 | Miami | 17 | 1 | 8 | 4 | 4 | 1 | 1 | 0.0 | 0.0 | 0 | 0 | 0 | 0 | 0 | 0 | 0 | 0 | 0 | 3 | 2 | 1 | 1 | 0 | 0 | 0 | |
| 2025 | Miami | 5 | 0 | 0 | 0 | 0 | 0 | 0 | 0.0 | 0.0 | 0 | 0 | 0 | 0 | 0 | 0 | 0 | 0 | 0 | 0 | 2 | 2 | 0 | 0 | 0 | 0 | |
| NFL TOTALS | | 63 | 3 | 24 | 14 | 10 | 1 | 1 | 0.0 | 0.0 | 1 | 0 | 0 | 0 | 0 | 2 | 0 | 0 | 0 | 0 | 18 | 13 | 5 | 1 | 1 | 0 | 0 |

ELIJAH CAMPBELL'S NFL POSTSEASON DEFENSIVE STATISTICS

| DATE | TEAM | GP | GS | TACKLES | | | | | | | INTERCEPTIONS | | | | | O. FUMB | | | TK | ST | | | | MISC | | | |
|------------|-------|----|----|---------|---|-----|-----|----|-----|-----|---------------|-----|----|----|----|---------|----|----|----|-----|---|---|----|------|---|---|---|
| | | | | S | A | TFL | YDS | SK | YDS | QBH | NO | YDS | LG | TD | PD | FF | FR | TD | | YDS | S | A | FF | FR | S | A | |
| 2022 | Miami | 1 | 0 | 2 | 1 | 1 | 0 | 0 | 0.5 | 0.0 | 1 | 0 | 0 | 0 | 0 | 0 | 0 | 0 | 0 | 0 | 0 | 0 | 0 | 0 | 0 | 0 | |
| 2023 | Miami | 1 | 0 | 0 | 0 | 0 | 0 | 0 | 0.0 | 0.0 | 0 | 0 | 0 | 0 | 0 | 0 | 0 | 0 | 0 | 0 | 0 | 0 | 0 | 0 | 0 | 0 | |
| NFL TOTALS | | 2 | 0 | 2 | 1 | 1 | 0 | 0 | 0.5 | 0.0 | 1 | 0 | 0 | 0 | 0 | 0 | 0 | 0 | 0 | 0 | 0 | 0 | 0 | 0 | 0 | 0 | 0 |

SINGLE-GAME HIGHS: DEFENSIVE

Special Teams Tackles

1 vs. Houston, Nov 07, 2021
...1 more at 1.



49 JOE CARDONA

LONG SNAPPER // 6'2" // 241 // NAVY '15

ACQUIRED: FA, '25

HOMETOWN: EL CAJON, CALIF. // BORN: 04/16/92

NFL SEASON: ELEVENTH SEASON // DOLPHINS SEASON: FIRST SEASON



2016, 2018



2024

NFL CAREER

TRANSACTIONS:

- Signed by Miami on May 9, 2025.
- Released by New England on April 29, 2025.
- 5th-round pick (166th overall) by New England in the 2015 NFL Draft.

CAREER HONORS:

- 2023 Salute to Service Award winner.
- 2022 Salute to Service Award nominee (New England).
- 2021 Salute to Service Award nominee (New England).
- 2020 Salute to Service Award nominee (New England).
- 2019 Salute to Service Award nominee (New England).
- 2018 Salute to Service Award nominee (New England).
- 2017 Salute to Service Award nominee (New England).
- 2016 Salute to Service Award nominee (New England).

CAREER HIGHLIGHTS:

- Played in 165 career games.
- 20 special teams tackles (13 solo).
- 1 special teams forced fumble.
- Appeared in 13 postseason games.
- Won Super Bowl LI and LIII with New England.
- Served as a team captain in 2024.

2025 (MIAMI):

- Played in 5 games.

AT INDIANAPOLIS (9/7): Played but did not record any stats.

- Made his Dolphins debut.

2024 (NEW ENGLAND):

- Played in 16 games.
- Inactive for 1 game.
- 4 special teams tackles (3 solo).
- 1 special teams forced fumble.
- Served as a team captain.

AT CINCINNATI (9/8): 1 solo special teams tackle; 1 special teams forced fumble.

- Forced WR Charlie Jones to fumble on a punt return, which was recovered by S Jaylinn Hawkins and returned the Cincinnati 24-yard line.

2023 (NEW ENGLAND):

- Played in all 17 games.
- 1 solo special teams tackle.

AT LAS VEGAS (10/15): 1 solo special teams tackle.

HONORS:

- Salute to Service Award winner.

2022 (NEW ENGLAND):

- Played in 14 games.
- Missed the remainder of the season after being placed on injured reserve on Dec. 23.

- 1 solo special teams tackle.

VS. BUFFALO (12/1): 1 solo special teams tackle.

HONORS:

- Salute to Service Award nominee (New England).

2021 (NEW ENGLAND):

- Played in all 17 games.
- 1 solo special teams tackle.

VS. NEW ORLEANS (9/26): 1 solo special teams tackle.

POSTSEASON:

AFC WILD CARD AT BUFFALO (1/15): Played but did not record any stats.

HONORS:

- Salute to Service Award nominee (New England).

2020 (NEW ENGLAND):

- Played in all 16 games.

HONORS:

- Salute to Service Award nominee (New England).

2019 (NEW ENGLAND):

- Played in all 16 games.
- 2 assisted special teams tackles.

VS. CLEVELAND (10/27): 1 assisted special teams tackle.

AT HOUSTON (12/1): 1 assisted special teams tackle.

POSTSEASON:

AFC WILD CARD VS. TENNESSEE (1/4): Played but did not record any stats.

HONORS:

- Salute to Service Award nominee (New England).

2018 (NEW ENGLAND):

- Played in all 16 games.
- 1 solo special teams tackle.

AT DETROIT (9/23): 1 solo special teams tackle.

POSTSEASON:

AFC DIVISIONAL VS. L.A. CHARGERS (1/13): Played but did not record any stats.

AFC CHAMPIONSHIP AT KANSAS CITY (1/20): Played but did not record any stats.

SUPER BOWL LIII AT L.A. RAMS (2/3): Played but did not record any stats.

HONORS:

- Salute to Service Award nominee (New England).



2017 (NEW ENGLAND):

- Played in all 16 games.
- 4 special teams tackles (2 solo).

AT NEW ORLEANS (9/17): 1 solo special teams tackle.

AT N.Y. JETS (10/15): 1 solo special teams tackle.

POSTSEASON:

AFC DIVISIONAL VS. TENNESSEE (1/13): Played but did not record any stats.

AFC CHAMPIONSHIP VS. JACKSONVILLE (1/21): Played but did not record any stats.

SUPER BOWL LII VS. PHILADELPHIA (2/4): Played but did not record any stats.

HONORS:

- Salute to Service Award nominee (New England).

2016 (NEW ENGLAND):

- Played in all 16 games.
- 3 special teams tackles (1 solo).

VS. L.A. RAMS (12/4): 1 solo special teams tackle.

POSTSEASON:

AFC DIVISIONAL VS. HOUSTON (1/14): Played but did not record any stats.

AFC CHAMPIONSHIP VS. PITTSBURGH (1/22): Played but did not record any stats.

SUPER BOWL LI AT ATLANTA (2/5): Played but did not record any stats.

HONORS:

- Salute to Service Award nominee (New England).

2015 (NEW ENGLAND):

- Played in all 16 games.
- 3 solo special teams tackles.

VS. PITTSBURGH (9/10): Played but did not record any stats.

- Made his NFL debut.

AT DENVER (11/29): 3 solo special teams tackles.

POSTSEASON:

AFC DIVISIONAL VS. KANSAS CITY (1/16): Played but did not record any stats.

AFC CHAMPIONSHIP AT DENVER (1/24): Played but did not record any stats.

BEFORE THE NFL

COLLEGE (NAVY):

- 4-year letterman and starter (2011-14).

CAREER: Played in 51 games; 7 tackles (6 solo) and 1 forced fumble.

SENIOR (2014): Played in all 13 games; 1 solo tackle.

JUNIOR (2013): Played in all 13 games; 4 solo tackles and 1 forced fumble.

SOPHOMORE (2012): Played in 13 games; 1 assisted tackle.

TRUE FRESHMAN (2011): Played in 12 games; 1 solo tackle.

- Became the second freshman to start at long snapper in program history.
- Attended Naval Academy Prep School for the 2010-11 school year.

HIGH SCHOOL (GRANITE HILLS HS – EL CAJON CALIF.)

- Played football and lacrosse.
- Led the lacrosse team to a conference title in 2010 and named conference MVP.

OFF THE FIELD

PERSONAL:

- Currently commissioned as a lieutenant commander in the U.S. Navy Reserve.
- **MAJOR:** Economics.

JOE CAROONA'S NFL REGULAR SEASON STATISTICS

| DATE | TEAM | GP |
|-------------------|-------------|------------|
| 2015 | New England | 16 |
| 2016 | New England | 16 |
| 2017 | New England | 16 |
| 2018 | New England | 16 |
| 2019 | New England | 16 |
| 2020 | New England | 16 |
| 2021 | New England | 17 |
| 2022 | New England | 14 |
| 2023 | New England | 17 |
| 2024 | New England | 16 |
| 2025 | Miami | 5 |
| NFL TOTALS | | 165 |



JOE CARDONA'S NFL POSTSEASON STATISTICS

| DATE | TEAM | GP |
|------------|-------------|----|
| 2015 | New England | 2 |
| 2016 | New England | 3 |
| 2017 | New England | 3 |
| 2018 | New England | 3 |
| 2019 | New England | 1 |
| 2021 | New England | 1 |
| NFL TOTALS | | 13 |



2 BRADLEY CHUBB

LINEBACKER // 6'4" // 268 // NC STATE '18

ACQUIRED: T, '22 (DEN.)

HOMETOWN: MARIETTA, GA. // BORN: 06/24/96

NFL SEASON: EIGHTH SEASON // DOLPHINS SEASON: FOURTH SEASON



2020, 2022



2022, 2025

NFL CAREER

TRANSACTIONS:

- Traded from Denver to Miami on Nov. 1, 2022.
- 1st-round pick (5th overall) by Denver in the 2018 NFL Draft.

CAREER HONORS:

- No. 62 on the NFL Network Top 100 list in 2024.
- 2023 Nat Moore Community Service Award.
- AFC Defensive Player of the Week (vs. N.Y. Jets, 12/17/23).
- 2022 Pro Bowl selection.
- 2020 Pro Bowl selection.
- 2018 PFWA All-Rookie Team.
- NFL Rookie of the Month (October 2018).

CAREER HIGHLIGHTS:

- Played in 78 career games with 77 starts.
- 270 tackles (166 solo), 43.5 sacks, 1 interception, 7 passes defended, 14 forced fumbles and 5 fumble recoveries.
- Appeared in 1 postseason game with Miami.
- His 6 forced fumbles in 2023 tied for the NFL lead:

NFL FORCED FUMBLES LEADERS (2023)

| PLAYER | TEAM | FFs |
|-------------------------|-------------|----------|
| 1. BRADLEY CHUBB | MIA. | 6 |
| Antoine Winfield Jr. | TB | 6 |
| 3. Khalil Mack | LAC | 5 |
| Trent McDuffie | KC | 5 |
| 5. Several tied | | 4 |

- His 12.0 sacks in 2018 led all NFL rookies that season:

NFL ROOKIE SACK LEADERS (2018)

| PLAYER | TEAM | SACKS |
|-------------------------|-------------|-------------|
| 1. BRADLEY CHUBB | DEN. | 12.0 |
| 2. Shaquille Leonard | Ind. | 7.0 |
| 3. Sam Hubbard | Cin. | 6.0 |
| 4. B.J. Hill | NYG | 5.5 |
| 5. Two tied | | 5.0 |

- His 12.0 sacks in 2018 set a Broncos rookie record:

BRONCOS ROOKIE SACK LEADERS

| PLAYER | YEAR | SACKS |
|-------------------------|-------------|-------------|
| 1. BRADLEY CHUBB | 2018 | 12.0 |
| 2. Von Miller | 2011 | 11.5 |
| 3. Rulon Jones | 1980 | 11.5 |
| 4. Mike Croel | 1991 | 10.0 |
| 5. Elvis Dumervil | 2006 | 8.5 |

- Is a 2-time team captain (2022, 2025).

2025 (MIAMI):

- Started 5 games.
- 14 tackles (9 solo), 4.0 sacks, 1 forced fumble and 1 fumble recovery.
- Serves as team captain.

AT INDIANAPOLIS (9/7): 1 solo tackle and 1.0 sack.

- Sacked QB Daniel Jones for a loss of 10 yards to end the 1st quarter.

VS. NEW ENGLAND (9/14): 5 tackles (3 solo) and 1.0 sack.

- Sacked QB Drake Maye on New England's 1st drive of the game.

AT BUFFALO (9/18): 3 tackles (1 solo) and 1.0 sack.

- Sacked QB Josh Allen for a loss of 7 yards on 3rd-and-8, resulting in a Buffalo FG attempt which was missed wide left.

AT CAROLINA (10/5): 2 tackles (1 solo), 1.0 sack, 1 forced fumble and 1 fumble recovery.

- Strip-sacked QB Bryce Young for a loss of 10 yards, recovered the fumble and returned it to the Miami 42-yard line with 6:37 remaining in the 1st quarter.

2024 (MIAMI):

- Missed the entire season after being placed on the Reserve/PUP list on Aug. 27.

HONORS:

- No. 62 on the NFL Network Top 100 list.

2023 (MIAMI):

- Started 16 games.
- Missed the rest of the season after being placed on injured reserve on Jan. 6, 2024.
- 73 tackles (45 solo), 11.0 sacks, 2 passes defended, 6 forced fumbles and 2 fumble recoveries.

AT NEW ENGLAND (9/17): 7 tackles (5 solo), 1.0 sack and 1 forced fumble.

- Forced a WR Demario Douglas fumble on 3rd-and-8 that was recovered by S DeShon Elliott.
- Sacked QB Mac Jones on 1st-and-10 for a loss of 8 in the 4th quarter on Miami's game-winning defensive stop.

AT PHILADELPHIA (10/22): 7 tackles (5 solo), 2.0 sacks and 1 forced fumble.

- Strip-sacked QB Jalen Hurts for a loss of 11 on 3rd-and-8 in the 1st quarter that was recovered by DT Christian Wilkins.
- Sacked QB Jalen Hurts for a loss of 3 in the 3rd quarter.

AT KANSAS CITY IN FRANKFURT (11/5): 3 tackles (2 solo), 1.0 sack, 1 pass defended and 1 forced fumble.

- Strip-sacked QB Patrick Mahomes for a loss of 12 yards on 3rd-and-20 that was recovered by DT Zach Sieler.
- It was his 5th straight game with a sack.

VS. N.Y. JETS (12/17): 7 tackles (5 solo), 3.0 sacks, 2 forced fumbles and 1 fumble recovery.

- Helped the defense post a shutout and hold the Jets to the 2nd-fewest total yards allowed in Miami's history (103).
- Split a sack of QB Zach Wilson with DT Christian Wilkins



and stripped the ball at the Jets 4-yard line, which was recovered by DT Zach Sieler.

- Sacked QB Zach Wilson for a loss of 10 yards in the 2nd quarter.
- Split a sack of QB Trevor Siemian with LB Andrew Van Ginkel for a loss of 10 yards in the 2nd quarter.
- Strip-sacked QB Trevor Siemian for a loss of 10 yards and recovered the fumble himself in the 4th quarter.

VS. DALLAS (12/24): 4 tackles (3 solo) and 1.5 sacks.

- Sacked QB Dak Prescott in the 1st quarter.
- Split a sack of QB Dak Prescott with LB Andrew Van Ginkel for a loss of 7 yards in the 4th quarter on a 1st-and-goal snap from the 1-yard line.
- Became the 1st Dolphins player since DE Cameron Wake in 2017 to record double-digit sacks in a season.

HONORS:

- Nat Moore Community Service Award.
- AFC Defensive Player of the Week (vs. N.Y. Jets, 12/17).

2022 (DENVER/MIAMI):

- Played in 8 games with 7 starts with Miami.
- Inactive for 1 game with Miami.
- 13 tackles (5 solo), 2.5 sacks and 1 forced fumble with Miami.
- Traded to Miami on Nov. 1.
- Started 8 games with Denver.
- 26 tackles (11 solo), 5.5 sacks, 1 pass defended and 2 forced fumbles with Denver.

AT SEATTLE (9/12): 5 tackles (4 solo), 2.0 sacks and 1 forced fumble.

- Strip-sacked QB Geno Smith on a 2nd-and-8 snap in the 4th quarter.
- Sacked QB Geno Smith for a loss of 10 on a 3rd-and-6 in the 4th quarter, forcing a punt.

VS. INDIANAPOLIS (10/6): 4 tackles (3 solo), 2.5 sacks and 1 forced fumble.

- Sacked QB Matt Ryan on a 3rd-and-12 in the 1st quarter, forcing a punt.
- Split a sack with LB Baron Browning of QB Matt Ryan on a 3rd-and-10 in the 4th quarter, forcing a punt.
- Strip-sacked QB Matt Ryan on a 1st-down play in the 4th quarter.

VS. HOUSTON (11/27): 2 tackles (1 solo), 1.0 sack and 1 forced fumble.

- Strip-sacked QB Kyle Allen on a 2nd-and-13 snap in the 2nd quarter.

POSTSEASON:

AFC WILD CARD AT BUFFALO (1/15): 1 solo tackle, 1.0 sack and 1 forced fumble.

- Strip-sacked QB Josh Allen on a 3rd-and-11 snap in the 4th quarter.

PRO BOWL:

- Selected to his 2nd Pro Bowl.

2021 (DENVER):

- Started 7 games.
- Inactive for 1 game.
- Missed 1 game on the Reserve/COVID-19 List.
- Missed 8 games after being placed on injured reserve on Sept. 22 and being activated on Nov. 27.
- 21 tackles (9 solo), 1 interception and 2 passes defended.

VS. CINCINNATI (12/19): 4 tackles (1 solo) and 1 pass defended.

AT LAS VEGAS (12/26): 5 tackles (1 solo), 1 interception and 1 pass defended.

- Intercepted a pass by QB Derek Carr near the end of the 1st half and returned it to the 1-yard line, setting up a Broncos TD.

VS. KANSAS CITY (1/8): 5 tackles (2 solo).

2020 (DENVER):

- Started 14 games.
- Inactive for 2 games.
- 42 tackles (26 solo), 7.5 sacks and 1 forced fumble.

AT N.Y. JETS (10/1): 5 tackles (3 solo) and 2.5 sacks.

- Split a sack with DE Shelby Harris of QB Sam Darnold for a loss of 8 yards on 3rd-and-5.
- Sacked QB Sam Darnold on a 3rd-and-4 snap in the 4th quarter, forcing a 54-yard field goal.
- Sacked QB Sam Darnold on a 4th-down play in the 4th quarter to help preserve the win.

AT NEW ENGLAND (10/18): 4 tackles (2 solo), 1.0 sack and 1 forced fumble.

- Strip-sacked QB Cam Newton on a 3rd-and-6 play in the 3rd quarter, forcing a punt.

VS. MIAMI (11/22): 5 tackles (4 solo) and 1.0 sack.

- Sacked QB Tua Tagovailoa on a 3rd-and-21 snap in the 3rd quarter, forcing a punt.

PRO BOWL:

- Selected to start his 1st Pro Bowl at OLB.

2019 (DENVER):

- Started 4 games.
- Missed the rest of the season after being placed on injured reserve on Oct. 1.
- 21 tackles (16 solo), 1.0 sack, 1 pass defended and 1 forced fumble.

VS. JACKSONVILLE (9/29): 7 tackles (4 solo), 1.0 sack and 1 forced fumble.

- Sacked QB Gardner Minshew on a 3rd-and-5 snap in the 2nd quarter, forcing a punt.
- Stripped QB Gardner Minshew on a 2nd-and-10 snap in the 4th quarter.

2018 (DENVER):

- Started all 16 games.
- 60 tackles (41 solo), 12.0 sacks, 1 pass defended, 2 forced fumbles and 1 fumble recovery.
- Set a Broncos rookie record and led all NFL rookies with 12.0 sacks.
- His 12.0 sacks were tied for 7th-most by a rookie in NFL history at the time.

VS. L.A. RAMS (10/14): 5 tackles (4 solo) and 3.0 sacks.

- Sacked QB Jared Goff twice on the same drive in the 2nd quarter, forcing a Rams punt.
- Sacked QB Jared Goff on 3rd-and-3 in the 4th quarter that led to a missed Rams field goal.

AT ARIZONA (10/18): 3 solo tackles, 2.0 sacks and 1 forced fumble.

- Strip-sacked QB Josh Rosen for a loss of 6 yards in the 4th quarter.
- Later in the same drive, sacked QB Josh Rosen on 4th



down, turning the ball over on downs.

AT SAN FRANCISCO (12/9): 4 tackles (2 solo) and 2.0 sacks.

- Sacked QB Nick Mullens on 3rd-and-2 in the 2nd quarter, forcing a field goal.
- Sacked QB Nick Mullens on a 3rd-and-15 play in the 3rd quarter.

HONORS:

- PFWA All-Rookie Team.
- NFL Rookie of the Month (October).

BEFORE THE NFL

COLLEGE (NC STATE):

- 4-year letterman (2014-17) and 3-year starter.

CAREER: Played in 49 games with 38 starts; 203 tackles (103 solo), 26.0 sacks, 1 interception, 4 passes defended and 2 forced fumbles; 2 blocked kicks.

- Finished his career as the school's all-time recordholder in sacks (26.0) and tackles for loss (60.0).

SENIOR (2017): Started 12 games; 73 tackles (40 solo), 10.0 sacks, 2 passes defended and 3 forced fumbles; 1 blocked kick.

- Won the Bronko Nagurski Trophy (nation's top defender).
- Won the Ted Hendricks Award (nation's top defensive end).
- Consensus 1st-team All-American.
- ACC Defensive Player of the Year.
- 1st-team All-ACC.
- Team captain.

JUNIOR (2016): Started all 13 games; 58 tackles (33 solo), 10.0 sacks, 1 pass defended and 2 forced fumbles.

- 3rd-team All-ACC.
- Team captain.

SOPHOMORE (2015): Started all 13 games; 69 tackles (29 solo), 5.5 sacks, 1 interception, 1 pass defended, 3 forced fumbles; 1 blocked kick.

TRUE FRESHMAN (2014): Played in 11 games; 3 tackles (1 solo).

HIGH SCHOOL (HILLGROVE HS – POWDER SPRINGS, GA.)

- Played defensive end.

OFF THE FIELD

COMMUNITY:

2024:

- Led initiatives to provide holiday cheer through the Chubb Foundation in South Florida, providing holiday gifts for patients at a local children's hospital and the youth at the Leo Goodwin Foundation Teen Center at the Boys & Girls Clubs of Broward County.
- In August, 50 youth from the Boys & Girls Clubs at training camp and surprised them with a backpack giveaway for the start of the school year.
- In July, hosted a financial literacy clinic series at the Boys & Girls Club of Broward County Teen Center.
- In July, as part of cohesive back-to-school initiatives of the Chubb Foundation, donated more than 800 backpacks for children in the Atlanta Metropolitan Area.
- In June and July, hosted free football camps for children in his home state of Georgia and in Miami.

2023:

- Co-hosted a holiday toy giveaway with teammate Jaelan Phillips at the Lester H. White NFL YET Center Boys & Girls Club, providing gifts and meals from Reggie Beats, a Miami Dolphins minority-owned restaurant partner.
- Partnered with the South Florida Motorsports "F1 in Schools" program to provide mentorship and financial support for students in the SEEK Foundation's STEM program at Bunche Park in Miami Gardens.
- Throughout the season, hosted visits and mentorship events with local Boys & Girls Clubs, Big Brothers Big Sisters and the Overtown Youth Center.
- Visited pediatric patients in local hospitals and surprised them with holiday gifts.

2022:

- Co-hosted a holiday toy giveaway with teammate Jaelan Phillips at the Jim & Jan Moran Boys & Girls Club of Broward County, providing toys for 250 kids and meals from Troy's BBQ.
- Visited Baptist Health South Florida to surprise eight patients and their families with holiday gifts.
- Along with defensive teammates, hosted a Thanksgiving dinner at Hard Rock Stadium for 100 kids from Big Brothers Big Sisters of Broward and Miami.

PERSONAL:

- Father, Aaron, played linebacker at Georgia and was a 12th-round pick by New England in the 1989 NFL Draft.
- Brother, Brandon, signed with the L.A. Rams as an undrafted college free agent linebacker in 2016 but did not appear in a game. He currently serves as the Player Director for the NFLPA.
- Cousin, Nick Chubb, plays running back for the Cleveland Browns.
- **MAJOR:** Sociology.



BRADLEY CHUBB'S NFL REGULAR SEASON DEFENSIVE STATISTICS

| DATE | TEAM | GP | GS | TK | S | A | TACKLES | | | | INTERCEPTIONS | | | | O. FUMB | | | | TK | ST | | FF | MISC | | |
|------------|--------|----|----|-----|-----|-----|---------|-----|------|-------|---------------|----|-----|----|---------|----|----|----|----|----|-----|----|------|---|---|
| | | | | | | | TFL | YDS | SK | YDS | QBH | NO | YDS | LG | TD | PD | FF | FR | | TD | YDS | | | S | A |
| 2018 | Denver | 16 | 16 | 60 | 41 | 19 | 14 | 82 | 12.0 | 83.0 | 21 | 0 | 0 | 0 | 1 | 2 | 1 | 0 | 4 | 0 | 0 | 0 | 0 | 0 | |
| 2019 | Denver | 4 | 4 | 21 | 16 | 5 | 5 | 13 | 1.0 | 7.0 | 6 | 0 | 0 | 0 | 1 | 1 | 0 | 0 | 0 | 0 | 0 | 0 | 0 | 0 | |
| 2020 | Denver | 14 | 14 | 42 | 26 | 16 | 9 | 51 | 7.5 | 50.0 | 19 | 0 | 0 | 0 | 0 | 1 | 0 | 0 | 0 | 0 | 0 | 0 | 0 | 0 | |
| 2021 | Denver | 7 | 7 | 21 | 9 | 12 | 1 | 4 | 0.0 | 0.0 | 4 | 1 | 21 | 21 | 0 | 2 | 0 | 0 | 0 | 0 | 0 | 0 | 0 | 0 | |
| 2022 | Denver | 8 | 8 | 26 | 15 | 11 | 4 | 39 | 5.5 | 43.5 | 8 | 0 | 0 | 0 | 1 | 2 | 0 | 0 | 0 | 0 | 0 | 0 | 0 | 0 | |
| 2022 | Miami | 8 | 7 | 13 | 5 | 8 | 1 | 8 | 2.5 | 21.0 | 12 | 0 | 0 | 0 | 0 | 1 | 0 | 0 | 0 | 0 | 0 | 0 | 0 | 0 | |
| 2022 | TOTAL | 16 | 15 | 39 | 20 | 19 | 5 | 47 | 8.0 | 64.5 | 20 | 0 | 0 | 0 | 1 | 3 | 0 | 0 | 0 | 0 | 0 | 0 | 0 | 0 | |
| 2023 | Miami | 16 | 16 | 73 | 45 | 28 | 11 | 40 | 11.0 | 84.0 | 22 | 0 | 0 | 0 | 0 | 2 | 6 | 2 | 0 | 0 | 0 | 0 | 0 | 0 | |
| 2024 | Miami | 0 | 0 | 0 | 0 | 0 | 0 | 0 | 0.0 | 0.0 | 0 | 0 | 0 | 0 | 0 | 0 | 0 | 0 | 0 | 0 | 0 | 0 | 0 | 0 | |
| 2025 | Miami | 5 | 5 | 14 | 9 | 5 | 4 | 30 | 4.0 | 30.0 | 4 | 0 | 0 | 0 | 0 | 1 | 1 | 0 | 2 | 0 | 0 | 0 | 0 | 0 | |
| NFL TOTALS | | 78 | 77 | 270 | 166 | 104 | 49 | 267 | 43.5 | 318.5 | 96 | 1 | 21 | 21 | 0 | 7 | 14 | 4 | 0 | 6 | 0 | 0 | 0 | 0 | 0 |

BRADLEY CHUBB'S NFL POSTSEASON DEFENSIVE STATISTICS

| DATE | TEAM | GP | GS | TACKLES | | | | | | | INTERCEPTIONS | | | | | | | O. FUMB | | | | ST | | | | MISC | |
|------------|-------|----|----|---------|---|---|-----|-----|-----|-----|---------------|----|-----|----|----|----|----|---------|----|-----|----|----|---|----|----|------|---|
| | | | | TK | S | A | TFL | YDS | SK | YDS | QBH | NO | YDS | LG | TD | PD | FF | FR | TD | YDS | TK | S | A | FF | FR | S | A |
| 2022 | Miami | 1 | 0 | 1 | 1 | 0 | 0 | 0 | 1.0 | 7.0 | 0 | 0 | 0 | 0 | 0 | 0 | 0 | 0 | 0 | 0 | 0 | 0 | 0 | 0 | 0 | | |
| 2023 | Miami | 0 | 0 | 0 | 0 | 0 | 0 | 0 | 0.0 | 0.0 | 0 | 0 | 0 | 0 | 0 | 0 | 0 | 0 | 0 | 0 | 0 | 0 | 0 | 0 | 0 | | |
| NFL TOTALS | | 1 | 0 | 1 | 1 | 0 | 0 | 0 | 1.0 | 7.0 | 0 | 0 | 0 | 0 | 0 | 1 | 0 | 0 | 0 | 0 | 0 | 0 | 0 | 0 | 0 | | |

SINGLE-GAME HIGHS: DEFENSIVE

Total Tackles 7 vs. N.Y. Jets, Dec 17, 2023
...6 more at 7.

Solo Tackles 5 vs. N.Y. Jets, Dec 17, 2023
...6 more at 5.

Sacks 3.0 vs. N.Y. Jets, Dec 17, 2023
...1 more at 3.0.

Passes Defensed 1 at Las Vegas, Dec 26, 2021
...3 more at 1.

Forced Fumbles 2 vs. N.Y. Jets, Dec 17, 2023

Fumble Recoveries
Tackles For Loss

Interceptions
Interception Return Yards
Longest Opp Fumble Return

1 at Cincinnati, Dec 02, 2018
3 at Green Bay, Sep 22, 2019
...2 more at 3.

1 at Las Vegas, Dec 26, 2021
21 at Las Vegas, Dec 26, 2021
4 at Cincinnati, Dec 02, 2018



80 TANNER CONNER

TIGHT END // 6'3" // 237 // IDAHO STATE '22

ACQUIRED: FA, '22

HOMETOWN: KENT, WASH. // BORN: 03/20/98

NFL SEASON: THIRD SEASON // DOLPHINS SEASON: THIRD SEASON

NFL CAREER

TRANSACTIONS:

- Signed to a reserve/future contract with Miami on Jan. 15, 2024.
- Signed to Miami's practice squad on Aug. 30, 2023.
- Waived by Miami on Aug. 29, 2023.
- Signed by Miami as an undrafted college free agent on May 13, 2022.

CAREER HIGHLIGHTS:

- Played in 29 career games with 1 start.
- 8 receptions for 45 yards (9.1 avg.).
- 3 solo special teams tackles.

2025 (MIAMI):

- Played in 5 games.
- 5 receptions for 49 yards (9.8 avg.).

AT INDIANAPOLIS (9/7): 2 receptions for 20 yards (10.0 avg.).

AT BUFFALO (9/18): 1 reception for 13 yards.

AT CAROLINA (10/5): 2 catches for 16 yards (8.0 avg.).

2024 (MIAMI):

- Played in 8 games with 1 start.
- Inactive for 1 game.
- Missed the remainder of the season after being placed on injured reserve on Nov. 12.
- 3 receptions for 16 yards (5.3 avg.).
- 3 solo special teams tackles.

AT SEATTLE (9/22): 1 reception for 1 yard; 1 solo special teams tackle.

- Made his 1st career start.

VS. TENNESSEE (9/30): 2 receptions for 15 yards (7.5 avg.).

2023 (MIAMI):

- Played in 3 games.
- Spent 14 games on Miami's practice squad.

2022 (MIAMI):

- Played in 13 games.
- Inactive for 4 games.

AT BALTIMORE (9/18): Played but did not record any stats.

- Made his NFL debut.

POSTSEASON:

AFC WILD CARD AT BUFFALO (1/15): Inactive.

BEFORE THE NFL

COLLEGE (IDAHO STATE):

- 5-year letterman (2017-21).
- Played wide receiver.
- Also earned all-conference honors in track and field.

CAREER: Played in 47 games; 136 receptions for 2,384 yards (17.5 avg.) and 15 TDs; 4 carries for 39 yards (9.8 avg.).

GRADUATE (FALL 2021): Played in all 11 games; 42 receptions for 735 yards (17.5 avg.) and 4 TDs; 4 carries for 39 yards (9.8 avg.).

- 2nd-team All-Big Sky.

SENIOR (SPRING 2021): Played in all 6 games; 34 receptions for 685 yards (20.1 avg.) and 3 TDs.

- 1st-team All-Big Sky.

JUNIOR (2019): Played in 11 games; 47 receptions for 792 yards (16.9 avg.) and 8 TDs.

- Honorable mention All-Big Sky.

SOPHOMORE (2018): Played in 8 games; 5 receptions for 79 yards (15.8 avg.).

REDSHIRT FRESHMAN (2017): Played in 11 games; 8 receptions for 93 yards (11.6 avg.).

- Redshirted in 2016.

HIGH SCHOOL (KENTRIDGE HS – KENT, WASH.)

- Also lettered in basketball and track.
- Won state title in 300-meter hurdles.
- Played wide receiver and defensive back.

SENIOR (2015):

- 1st-team all-league at defensive back.
- 2nd-team all-league at wide receiver.

OFF THE FIELD

PERSONAL:

- **GRADUATE DEGREE:** Athletic administration.
- **MAJOR:** Criminology with a minor in psychology.



TANNER CONNER'S NFL REGULAR SEASON RUSHING/RECEIVING STATISTICS

| DATE | TEAM | GP | GS | RECEIVING | | | | TD | NO. | RUSHING | | | LG | TD |
|------------|-------|----|----|-----------|------|------|----|----|-----|---------|------|----|----|----|
| | | | | NO. | YDS. | AVG. | LG | | | YDS. | AVG. | LG | | |
| 2022 | Miami | 13 | 0 | 0 | 0 | 0.0 | 0 | 0 | 0 | 0 | 0.0 | 0 | 0 | |
| 2023 | Miami | 3 | 0 | 0 | 0 | 0.0 | 0 | 0 | 0 | 0 | 0.0 | 0 | 0 | |
| 2024 | Miami | 8 | 1 | 3 | 16 | 5.3 | 11 | 0 | 0 | 0 | 0.0 | 0 | 0 | |
| 2025 | Miami | 5 | 0 | 5 | 49 | 9.8 | 15 | 0 | 0 | 0 | 0.0 | 0 | 0 | |
| NFL TOTALS | | 29 | 1 | 8 | 65 | 8.1 | 15 | 0 | 0 | 0 | 0.0 | 0 | 0 | |

TANNER CONNER'S NFL POSTSEASON RUSHING/RECEIVING STATISTICS

| DATE | TEAM | GP | GS | RECEIVING | | | | TD | NO. | RUSHING | | | | LG | TD |
|------------|-------|----|----|-----------|------|------|----|----|-----|---------|------|----|---|----|----|
| | | | | NO. | YDS. | AVG. | LG | | | YDS. | AVG. | LG | | | |
| 2022 | Miami | 0 | 0 | 0 | 0 | 0.0 | 0 | 0 | 0 | 0 | 0.0 | 0 | 0 | 0 | |
| 2023 | Miami | 0 | 0 | 0 | 0 | 0.0 | 0 | 0 | 0 | 0 | 0.0 | 0 | 0 | 0 | |
| NFL TOTALS | | 0 | 0 | 0 | 0 | 0.0 | 0 | 0 | 0 | 0 | 0.0 | 0 | 0 | 0 | |

SINGLE-GAME HIGHS: RECEIVING

Receptions

2 at Carolina, Oct 05, 2025

...2 more at 2.

All-Purpose Yards

20 at Indianapolis, Sep 07, 2025

Scrimmage Yards

20 at Indianapolis, Sep 07, 2025

Receiving Yards

20 at Indianapolis, Sep 07, 2025

Longest Receptions

15 at Carolina, Oct 05, 2025

2022 GXG REGULAR-SEASON (MIAMI)

| DATE | OPPONENT | P/S | RECEIVING | | | | TD | RUSHING | | | | TD | W/L | SCORE |
|-------------|------------------|------|-----------|------|------|----|----------|---------|------|------|----|----|-----|-------|
| | | | NO. | YDS. | AVG. | LG | | NO. | YDS. | AVG. | LG | | | |
| 09/11 | New England | | | | | | INACTIVE | | | | | | W | 20-7 |
| 09/18 | at Baltimore | P | 0 | 0 | 0.0 | 0 | 0 | 0 | 0 | 0.0 | 0 | 0 | W | 42-38 |
| 09/25 | Buffalo | P | 0 | 0 | 0.0 | 0 | 0 | 0 | 0 | 0.0 | 0 | 0 | W | 21-19 |
| 09/29 | at Cincinnati | P | 0 | 0 | 0.0 | 0 | 0 | 0 | 0 | 0.0 | 0 | 0 | L | 15-27 |
| 10/09 | at N.Y. Jets | P | 0 | 0 | 0.0 | 0 | 0 | 0 | 0 | 0.0 | 0 | 0 | L | 17-40 |
| 10/16 | Minnesota | P | 0 | 0 | 0.0 | 0 | 0 | 0 | 0 | 0.0 | 0 | 0 | L | 16-24 |
| 10/23 | Pittsburgh | P | 0 | 0 | 0.0 | 0 | 0 | 0 | 0 | 0.0 | 0 | 0 | W | 16-10 |
| 10/30 | at Detroit | P | 0 | 0 | 0.0 | 0 | 0 | 0 | 0 | 0.0 | 0 | 0 | W | 31-27 |
| 11/06 | at Chicago | P | 0 | 0 | 0.0 | 0 | 0 | 0 | 0 | 0.0 | 0 | 0 | W | 35-32 |
| 11/13 | Cleveland | P | 0 | 0 | 0.0 | 0 | 0 | 0 | 0 | 0.0 | 0 | 0 | W | 39-17 |
| 11/27 | Houston | P | 0 | 0 | 0.0 | 0 | 0 | 0 | 0 | 0.0 | 0 | 0 | W | 30-15 |
| 12/04 | at San Francisco | P | 0 | 0 | 0.0 | 0 | 0 | 0 | 0 | 0.0 | 0 | 0 | L | 17-33 |
| 12/11 | at L.A. Chargers | P | 0 | 0 | 0.0 | 0 | 0 | 0 | 0 | 0.0 | 0 | 0 | L | 17-23 |
| 12/17 | at Buffalo | P | 0 | 0 | 0.0 | 0 | 0 | 0 | 0 | 0.0 | 0 | 0 | L | 29-32 |
| 12/25 | Green Bay | | | | | | INACTIVE | | | | | | L | 20-26 |
| 01/01 | at New England | | | | | | INACTIVE | | | | | | L | 21-23 |
| 01/08 | N.Y. Jets | | | | | | INACTIVE | | | | | | W | 11-6 |
| 2022 TOTALS | | 13-0 | 0 | 0 | 0.0 | 0 | 0 | 0 | 0 | 0.0 | 0 | 0 | 9-8 | |

2023 GXG REGULAR-SEASON (MIAMI)

| DATE | OPPONENT | P/S | RECEIVING | | | | LG | TD | NO. | RUSHING | | | | LG | TD | W/L | SCORE |
|-------------|------------------|-----|-----------|------|------|-----|----|----|-----|---------|------|---|---|----|------|-------|-------|
| | | | NO. | YDS. | AVG. | | | | | YDS. | AVG. | | | | | | |
| 09/10 | at L.A. Chargers | | | | | | | | | | | | | | W | 36-34 | |
| 09/17 | at New England | | | | | | | | | | | | | | W | 24-17 | |
| 09/24 | Denver | | | | | | | | | | | | | | W | 70-20 | |
| 10/01 | at Buffalo | | | | | | | | | | | | | | L | 20-48 | |
| 10/08 | N.Y. Giants | | | | | | | | | | | | | | W | 31-16 | |
| 10/15 | Carolina | P | 0 | 0 | 0.0 | | 0 | 0 | 0 | 0 | 0.0 | 0 | 0 | 0 | W | 42-21 | |
| 10/22 | at Philadelphia | P | 0 | 0 | 0.0 | | 0 | 0 | 0 | 0 | 0.0 | 0 | 0 | 0 | L | 17-31 | |
| 10/29 | New England | | | | | | | | | | | | | | W | 31-17 | |
| 11/05 | at Kansas City | | | | | | | | | | | | | | L | 14-21 | |
| 11/19 | Las Vegas | | | | | | | | | | | | | | W | 20-13 | |
| 11/24 | at N.Y. Jets | | | | | | | | | | | | | | W | 34-13 | |
| 12/03 | at Washington | P | 0 | 0 | 0.0 | | 0 | 0 | 0 | 0 | 0.0 | 0 | 0 | 0 | W | 45-15 | |
| 12/11 | Tennessee | | | | | | | | | | | | | | L | 27-28 | |
| 12/17 | N.Y. Jets | | | | | | | | | | | | | | W | 30-0 | |
| 12/24 | Dallas | | | | | | | | | | | | | | W | 22-20 | |
| 12/31 | at Baltimore | | | | | | | | | | | | | | L | 19-56 | |
| 01/07 | Buffalo | | | | | | | | | | | | | | L | 14-21 | |
| 2023 TOTALS | | | 3-0 | 0 | 0 | 0.0 | 0 | 0 | 0 | 0 | 0.0 | 0 | 0 | 0 | 11-6 | | |

2024 GXG REGULAR-SEASON (MIAMI)

| DATE | OPPONENT | P/S | RECEIVING | | | | TD | NO. | RUSHING | | | | TD | W/L | SCORE |
|-------|----------------|-----|-----------|------|------|----|----|-----|---------|------|----|---|----|-------|-------|
| | | | NO. | YDS. | AVG. | LG | | | YDS. | AVG. | LG | | | | |
| 09/08 | Jacksonville | P | 0 | 0 | 0.0 | 0 | 0 | 0 | 0 | 0.0 | 0 | 0 | W | 20-17 | |
| 09/12 | Buffalo | P | 0 | 0 | 0.0 | 0 | 0 | 0 | 0 | 0.0 | 0 | 0 | L | 10-31 | |
| 09/22 | at Seattle | S | 1 | 1 | 1.0 | 1 | 0 | 0 | 0 | 0.0 | 0 | 0 | L | 3-24 | |
| 09/30 | Tennessee | P | 2 | 15 | 7.5 | 11 | 0 | 0 | 0 | 0.0 | 0 | 0 | L | 12-31 | |
| 10/06 | at New England | P | 0 | 0 | 0.0 | 0 | 0 | 0 | 0 | 0.0 | 0 | 0 | W | 15-10 | |



| | | | | | | | | | | | | | | |
|-------------|-----------------|---|-----------------|---|-----|-----|----|---|-----|---|-----|---|-------|--------|
| 10/20 | at Indianapolis | P | 0 | 0 | 0.0 | 0 | 0 | 0 | 0.0 | 0 | 0 | L | 10-16 | |
| 10/27 | Arizona | | INACTIVE | | | | | | | | | | L | 27-28 |
| 11/03 | at Buffalo | P | 0 | 0 | 0.0 | 0 | 0 | 0 | 0.0 | 0 | 0 | L | 27-30 | |
| 11/11 | at L.A. Rams | P | 0 | 0 | 0.0 | 0 | 0 | 0 | 0.0 | 0 | 0 | W | 23-15 | |
| 11/17 | Las Vegas | | INJURED RESERVE | | | | | | | | | | W | 34-19 |
| 11/24 | New England | | INJURED RESERVE | | | | | | | | | | W | 34-15 |
| 11/28 | at Green Bay | | INJURED RESERVE | | | | | | | | | | L | 17-30 |
| 12/08 | N.Y. Jets | | INJURED RESERVE | | | | | | | | | | W | 32-26+ |
| 12/15 | at Houston | | INJURED RESERVE | | | | | | | | | | L | 12-20 |
| 12/22 | San Francisco | | INJURED RESERVE | | | | | | | | | | W | 29-17 |
| 12/29 | at Cleveland | | INJURED RESERVE | | | | | | | | | | W | 20-3 |
| 01/05 | at N.Y. Jets | | INJURED RESERVE | | | | | | | | | | L | 20-32 |
| 2024 TOTALS | | | 8-1 | 3 | 16 | 5.3 | 11 | 0 | 0 | 0 | 0.0 | 0 | 0 | 8-9 |

+ - Overtime

2025 GXG REGULAR-SEASON (MIAMI)

| 2025 TOTALS | | | | | | | | | | | | | | |
|-------------|-----------------|-----|-----------|------|------|-----|----|---------|------|------|-----|----|-----|-------|
| DATE | OPPONENT | P/S | RECEIVING | | | | | RUSHING | | | | | W/L | SCORE |
| | | | NO. | YDS. | AVG. | LG | TD | NO. | YDS. | AVG. | LG | TD | | |
| 09/07 | at Indianapolis | P | 2 | 20 | 10.0 | 14 | 0 | 0 | 0 | 0.0 | 0 | 0 | L | 8-33 |
| 09/14 | New England | P | 0 | 0 | 0.0 | 0 | 0 | 0 | 0 | 0.0 | 0 | 0 | L | 27-33 |
| 09/18 | at Buffalo | P | 1 | 13 | 13.0 | 13 | 0 | 0 | 0 | 0.0 | 0 | 0 | L | 21-31 |
| 09/29 | N.Y. Jets | P | 0 | 0 | 0.0 | 0 | 0 | 0 | 0 | 0.0 | 0 | 0 | W | 27-21 |
| 10/05 | at Carolina | P | 2 | 16 | 8.0 | 15 | 0 | 0 | 0 | 0.0 | 0 | 0 | L | 24-27 |
| 2025 TOTALS | | | 5-0 | 5 | 49 | 9.8 | 15 | 0 | 0 | 0 | 0.0 | 0 | 0 | 1-4 |



21 ASHTYN DAVIS

SAFETY // 6'1" // 205 // CALIFORNIA '20

ACQUIRED: UFA, '25 (NY)

HOMETOWN: SANTA CRUZ, CALIF. // BORN: 10/10/96

NFL SEASON: SIXTH SEASON // DOLPHINS SEASON: FIRST SEASON

NFL CAREER

TRANSACTIONS:

- Signed by Miami as an unrestricted free agent from the N.Y. Jets on March 13, 2025.
- 3rd-round pick (68th overall) by the N.Y. Jets in the 2020 NFL Draft.

CAREER HIGHLIGHTS:

- Played in 74 games with 25 starts.
- 167 tackles (114 solo), 0.5 sack, 8 interceptions, 16 passes defended, 3 forced fumbles and 3 fumble recoveries.
- 22 special teams tackles (15 solo), 1 forced fumble and 1 fumble recovery.
- 2 kickoff returns for 43 yards (21.5 avg.).
- 4 carries for 26 yards (6.5 avg.).

2025 (MIAMI):

- Played in 4 games.
- 8 tackles (6 solo) and 1 pass defended.
- 1 solo special teams tackle.

AT INDIANAPOLIS (9/7): 1 solo tackle.

- Made his Dolphins debut.

AT BUFFALO (9/18): 4 tackles (3 solo) and 1 pass defended.

VS. N.Y. JETS (9/29): 3 tackles (2 solo); 1 solo special teams tackle.

AT CAROLINA (10/5): 5 tackles (3 solo).

2024 (N.Y. JETS):

- Played in 15 games with 1 start.
- Inactive for 2 games.
- 32 tackles (24 solo), 2 interceptions, and 2 passes defended.
- 3 special teams tackles (1 solo).
- 1 carry for 21 yards.

VS. BUFFALO (10/14): 9 tackles (6 solo).

AT JACKSONVILLE (12/15): 1 special teams tackle; 1 carry for 21 yards.

- Converted a fake punt on 4th-and-5 in the 1st quarter with a 21-yard run.

VS. MIAMI (1/5): 9 tackles (8 solo), 2 interceptions and 2 passes defended.

- Intercepted QB Tyler Huntley in the red zone with 7:57 remaining in the 2nd quarter.
- Intercepted QB Tyler Huntley in the end zone and returned it 18 yards in the 2nd quarter.

2023 (N.Y. JETS):

- Played in all 17 games with 5 starts.
- 25 tackles (14 solo), 3 interceptions, 8 passes defended and 2 fumble recoveries.

- 12 special teams tackles (9 solo), 1 special teams forced fumble and 1 special teams fumble recovery.
- 2 carries for 3 yards (1.5 avg.).

VS. KANSAS CITY (10/1): 1 solo tackle, 1 interception and 1 pass defended; 1 special teams tackle.

- Intercepted QB Patrick Mahomes with 9:50 remaining in the 2nd quarter to set up a Jets TD.

AT BUFFALO (11/19): 1 interception and 1 pass defended.

- Intercepted QB Josh Allen and returned it 51 yards on the final play of the 1st half.
- It was the longest interception return by a Jets player since 5 Jamal Adams returned an interception 61 yards at New England on Sept. 22, 2019.

VS. MIAMI (12/3): 2 solo tackles, 1 pass defended and 1 fumble recovery; 2 solo special teams tackles.

- Recovered a fumble by QB Tua Tagovailoa in the 4th quarter, setting up a Jets TD on the ensuing drive.

AT NEW ENGLAND (1/7): 5 tackles (3 solo), 1 interception and 3 passes defended.

- Intercepted QB Bailey Zappe with 3:00 left in the game.

2022 (N.Y. JETS):

- Played in 14 games.
- Inactive for 3 games.
- 1 interception and 1 pass defended.
- 5 special teams tackles (3 solo).
- 1 carry for 2 yards.

AT CLEVELAND (9/18): 1 interception and 1 pass defended; 1 special teams tackle.

- Intercepted QB Jacoby Brissett and returned it 14 yards with 0:13 left in the game to seal the victory for the Jets.

VS. BUFFALO (11/6): 1 carry for 2 yards.

- Converted a fake punt on 4th-and-1 with 12:15 remaining in the 3rd quarter.

2021 (N.Y. JETS):

- Played in 13 games with 10 starts.
- Missed the first 3 games of the season after being placed on injured reserve on Sept. 1 and activated on Oct. 2.
- Missed 1 game on the Reserve/COVID-19 list.
- 62 tackles (43 solo), a 0.5 sack, 2 interceptions, 3 passes defended and 3 forced fumbles.

AT INDIANAPOLIS (11/4): 9 tackles (7 solo) and 2 forced fumbles.

- Forced RB Jonathan Taylor to fumble with 11:03 remaining in the 2nd quarter but was recovered by Indianapolis.
- Forced WR Michael Pittman Jr. to fumble with 9:30 remaining in the 2nd quarter but was recovered by Indianapolis.



VS. BUFFALO (11/14): 5 tackles (4 solo) and 1 forced fumble.

- Forced RB Matt Breida to fumble, which was recovered by CB Michael Carter II with 11:07 left in the game.

AT MIAMI (12/19): 8 tackles (3 solo), 1 interception and 1 pass defended.

- Intercepted QB Tua Tagovailoa and returned 18 yards to the Miami 25-yard line with 7:02 remaining in the 1st quarter.

2020 (N.Y. JETS):

- Played in 10 games with 6 starts.
- Missed the rest of the season after being placed on injured reserve on Dec. 12.
- Inactive for 2 games.
- 35 tackles (24 solo), 1 pass defended and 1 fumble recovery.
- 1 solo special teams tackle.
- 2 kickoff returns for 43 yards (21.5 avg.).

AT BUFFALO (9/13): 1 solo special teams tackle; 1 kick return for 16 yards.

- Made his NFL debut.

VS. SAN FRANCISCO (9/20): 1 kickoff return for 27 yards.

- Made his 1st NFL start.

AT L.A. CHARGERS (11/22): 12 tackles (10 solo) and 1 fumble recovery.

- Recovered a fumble by WR Keenan Allen at the 1-yard line to prevent a Chargers TD with 3:33 remaining in the 1st quarter.

BEFORE THE NFL

COLLEGE (CALIFORNIA):

- 4-year letterman (2016-19) and 3-year starter.
- Walked on to the football and track and field teams.
- Also was a 4-time All-American, 2-time MPSF champion and Pac-12 champion in track and field.

CAREER: Played in 49 games with 33 starts; 171 tackles (104 solo), 7 interceptions, 19 passes defended, 3 forced fumbles and 3 fumble recoveries; 1 interception returned for a TD; 70 kick returns for 1,604 yards (22.9 avg.) and 1 TD; 2 punt returns for 33 yards (16.5 avg.).

REDSHIRT SENIOR (2019): Started 11 games; 57 tackles (33 solo), 2 interceptions, 6 passes defended, 2 forced fumbles and 1 fumble recovery; 7 kick returns for 149 yards (21.3 avg.); 2 punt returns for 33 yards (16.5 avg.).

- 2nd-team All-Pac-12.
- Finalist for the Burlsworth Trophy, awarded to the best player who began their collegiate career as a walk-on.

REDSHIRT JUNIOR (2018): Started all 13 games; 56 tackles (37 solo), 4 interceptions, 9 passes defended and 1 fumble recovery; 1 interception returned for a TD 24 kick returns for 629 yards (26.2 avg.) and 1 TD.

- Honorable mention All-Pac-12.

REDSHIRT SOPHOMORE (2017): Played in all 12 games with 6 starts; 33 tackles (20 solo), 1 interception and 1 pass defended; 39 kick returns for 826 yards (21.2 avg.).

REDSHIRT FRESHMAN (2016): Played in all 12 games; 25 tackles (14 solo), 3 passes defended and 1 forced fumble.

- Redshirted in 2015.

HIGH SCHOOL (SANTA CRUZ HS - SANTA CRUZ, CALIF.)

- Played running back and defensive back.
- Also ran track.

SENIOR (2013): Totaled 759 rushing yards and 10 total TDs; 57 tackles, 2 interceptions, 3 forced fumbles and 2 fumble recoveries.

- Served as team captain.

OFF THE FIELD

PERSONAL:

- MAJOR:** Legal studies and social welfare.

ASHTYN DAVIS' NFL REGULAR SEASON DEFENSIVE STATISTICS

| DATE | TEAM | GP | GS | TACKLES | | | | | | | INTERCEPTIONS | | | | O. FUMB | | | | ST | | | | MISC | | | |
|------------|-----------|----|----|---------|-----|----|-----|-----|-----|-----|---------------|----|-----|----|---------|----|----|----|----|-----|----|---|------|----|----|---|
| | | | | TK | S | A | TFL | YDS | SK | YDS | QBH | NO | YDS | LG | TD | PD | FF | FR | TD | YDS | TK | S | A | FF | FR | S |
| 2020 | N.Y. Jets | 10 | 6 | 35 | 24 | 11 | 1 | 0 | 0.0 | 0.0 | 0 | 0 | 0 | 0 | 1 | 0 | 1 | 0 | 0 | 1 | 1 | 0 | 0 | 0 | 0 | 0 |
| 2021 | N.Y. Jets | 13 | 10 | 62 | 43 | 19 | 0 | 0 | 0.5 | 3.0 | 1 | 2 | 18 | 18 | 0 | 3 | 3 | 0 | 0 | 0 | 0 | 0 | 0 | 0 | 0 | 0 |
| 2022 | N.Y. Jets | 14 | 0 | 0 | 0 | 0 | 0 | 0 | 0.0 | 0.0 | 0 | 1 | 14 | 14 | 0 | 1 | 0 | 0 | 0 | 5 | 3 | 2 | 0 | 0 | 0 | 0 |
| 2023 | N.Y. Jets | 17 | 5 | 25 | 14 | 11 | 3 | 1 | 0.0 | 0.0 | 0 | 3 | 66 | 51 | 0 | 8 | 0 | 2 | 0 | 12 | 9 | 3 | 1 | 1 | 0 | 0 |
| 2024 | N.Y. Jets | 15 | 1 | 32 | 24 | 8 | 5 | 10 | 0.0 | 0.0 | 0 | 2 | 18 | 18 | 0 | 2 | 0 | 0 | 0 | 3 | 1 | 2 | 0 | 0 | 0 | 0 |
| 2025 | Miami | 5 | 3 | 13 | 9 | 4 | 1 | 1 | 0.0 | 0.0 | 0 | 0 | 0 | 0 | 0 | 1 | 0 | 0 | 0 | 1 | 1 | 0 | 0 | 0 | 0 | 0 |
| NFL TOTALS | | 74 | 25 | 167 | 114 | 53 | 10 | 12 | 0.5 | 3.0 | 1 | 8 | 116 | 51 | 0 | 16 | 3 | 3 | 0 | 22 | 15 | 7 | 1 | 1 | 0 | 0 |

SINGLE-GAME HIGHS: DEFENSIVE

Total Tackles 12 at L.A. Chargers, Nov 22, 2020
Solo Tackles 10 at New England, Oct 24, 2021
Sacks 0.5 vs. New Orleans, Dec 12, 2021
Passes Defended 3 at New England, Jan 07, 2024
Forced Fumbles 2 at Indianapolis, Nov 04, 2021

Fumble Recoveries 1 at L.A. Chargers, Nov 22, 2020
Tackles For Loss 2 vs. Miami, Jan 05, 2025
Interceptions 2 vs. Miami, Jan 05, 2025
Interception Return Yards 51 at Buffalo, Nov 19, 2023
Special Teams Tackles 3 at Miami, Dec 17, 2023



25 TYREL DODSON

LINEBACKER // 6'0" // 237 // TEXAS A&M '19

ACQUIRED: WFL, '24 (SEA.)

HOMETOWN: FRANKLIN, TENN. // BORN: 06/25/98

NFL SEASON: SIXTH SEASON // DOLPHINS SEASON: SECOND SEASON

NFL CAREER

TRANSACTIONS:

- Awarded off waivers to Miami on Nov. 12, 2024.
- Waived by Seattle on Nov. 11, 2024.
- Signed by Seattle on March 15, 2024.
- Signed to a reserve/future contract with Buffalo on Jan. 5, 2020.
- Signed to Buffalo's practice squad Nov. 6, 2019.
- Waived by Buffalo on Nov. 4, 2019.
- Signed as an undrafted college free agent by Buffalo on May 9, 2019.

CAREER HONORS:

- AFC Defensive Player of the Week (at Cleveland, 12/29/24).

CAREER HIGHLIGHTS:

- Played in 81 career games with 32 starts.
- 281 tackles (179 solo), 8.5 sacks, 3 interceptions, 11 passes defended, 3 forced fumbles and 1 fumble recovery.
- 15 special teams tackles (11 solo) and 1 fumble recovery.
- Played in 5 postseason games with 1 start with Buffalo.

2025 (MIAMI):

- Started 5 games.
- 46 tackles (29 solo), 2.0 sacks, 1 pass defended and 1 forced fumble.

AT INDIANAPOLIS (9/7): 13 tackles (6 solo).

VS. NEW ENGLAND (9/14): 9 tackles (6 solo).

AT BUFFALO (9/18): 11 solo tackles, 1.0 sack and 1 pass defended.

- Sacked QB Josh Allen for a loss of 3 yards with 10:46 remaining in the 3rd quarter.

VS. N.Y. JETS (9/29): 9 tackles (5 solo), 1.0 sack and 1 forced fumble.

- Strip-sacked QB Justin Fields for a loss of 17 yards, which was recovered by LB Jaelan Phillips and returned to the New York 43-yard line with 4:23 remaining in the 2nd quarter.

2024 (SEATTLE/MIAMI):

- Played in 8 games with 3 starts with Miami.
- 36 tackles (18 solo), 3 interceptions and 4 passes defended with Miami.
- Started 9 games with Seattle.
- 71 tackles (41 solo), 2.0 sacks, 2 passes defended and 1 forced fumble with Seattle.

VS. NEW ENGLAND (11/24): 5 tackles (2 solo), 1 interception and 1 pass defended.

- Intercepted QB Drake Maye at the Miami 46-yard line with 5:19 remaining in the 4th quarter.
- It was the 1st interception of his career.

AT GREEN BAY (11/28): 10 tackles (5 solo).

AT CLEVELAND (12/29): 15 tackles (8 solo), 1 interception and 1 pass defended.

- Intercepted QB Dorian Thompson-Robinson at the 50-yard line with 4:41 remaining in the 2nd quarter.
- Became the 1st Dolphins player since at least 1994 to record 15 tackles and an interception in a single game.

AT N.Y. JETS (1/5): 4 tackles (3 solo), 1 interception and 2 passes defended.

- Intercepted QB Aaron Rodgers off a S Jevón Holland deflection and returned it 7 yards on the Jets' 1st offensive play of the 1st quarter.

HONORS:

- AFC Defensive Player of the Week (at Cleveland, 12/29).

2023 (BUFFALO):

- Played in 17 games with 10 starts.
- 70 tackles (53 solo), 2.5 sacks, 2 passes defended, 1 forced fumble and 1 fumble recovery.
- 4 solo special teams tackles.

VS. JACKSONVILLE (10/8): 5 tackles (4 solo), 1 pass defended and 1 fumble recovery.

- Recovered a QB Trevor Lawrence fumble, which was forced by DT Ed Oliver at the Buffalo 32-yard line in the 4th quarter.

AT CINCINNATI (11/5): 9 tackles (7 solo); 1 solo special teams tackle.

VS. N.Y. JETS (11/19): 7 tackles (6 solo), 1.0 sack and 1 forced fumble.

- Sacked QB Zach Wilson on 2nd-and-8 in the 3rd quarter.
- Forced WR Garrett Wilson to fumble, which was recovered by CB Rasul Douglas and returned to the Buffalo 39-yard line with 14:20 remaining in the game.

POSTSEASON:

AFC DIVISIONAL VS. KANSAS CITY (1/21): 8 tackles (1 solo).

2022 (BUFFALO):

- Played 16 games with 3 starts.
- Had 1 game cancelled.
- 28 tackles (19 solo), 1.0 sack and 1 fumble recovery.
- 4 special teams tackles (3 solo).

VS. TENNESSEE (9/19): 1 fumble recovery.

- Recovered a muffed punt at Tennessee's 20-yard line, which led to a Buffalo FG on the ensuing drive.

VS. PITTSBURGH (10/9): 11 tackles (4 solo) and 1.0 sack.

- Sacked QB Kenny Pickett for a loss of 3 yards on 2nd-



and-3 in the 3rd quarter.

VS. CLEVELAND (11/20): 13 tackles (9 solo).

POSTSEASON:

AFC WILD CARD VS. MIAMI (1/15): 1 fumble recovery.

AFC DIVISIONAL VS. CINCINNATI (1/22): Played but did not record any stats.

2021 (BUFFALO):

- Played in 16 games.
- Missed 1 game on the Reserve/COVID-19 list.
- 10 tackles (8 solo).
- 5 special teams tackles (2 solo).

VS. MIAMI (10/31): 2 special teams tackles (1 solo).

VS. NEW ENGLAND (12/6): 5 tackles (4 solo).

POSTSEASON:

AFC WILD CARD VS. NEW ENGLAND (1/15): 2 special teams tackles (1 solo).

AFC DIVISIONAL AT KANSAS CITY (1/23): Played but did not record any stats.

2020 (BUFFALO):

- Played in 10 games with 2 starts.
- Missed 6 games after being placed on injured reserve on Oct. 23 and activated on Dec. 11.
- 20 tackles (11 solo), 1.0 sack and 2 passes defended.
- 2 solo special teams tackles.

VS. N.Y. JETS (9/13): 4 tackles (3 solo) and 1.0 sack.

- Made his NFL debut.
- Sacked QB Sam Darnold for a loss of 5 yards to end the 3rd quarter.
- It was the 1st sack of his career.

AT MIAMI (9/20): 7 tackles (5 solo) and 2 passes defended; 1 solo special teams tackle.

- Made his 1st career start.

AT TENNESSEE (10/13): 7 tackles (5 solo).

POSTSEASON:

AFC WILD CARD VS. INDIANAPOLIS (1/9): Inactive.

AFC DIVISIONAL VS. BALTIMORE (1/16): Inactive.

AFC CHAMPIONSHIP AT KANSAS CITY (1/24): Inactive.

2019 (BUFFALO):

- Missed the first 8 games of the season on the Reserve/Suspended list.
- Spent the rest of the season on Buffalo's practice squad.

BEFORE THE NFL

COLLEGE (TEXAS A&M):

- 3-year letterman (2016-18).

CAREER: Played in 39 games with 26 starts; 202 tackles (107 solo), 6.0 sacks, 4 interceptions, 15 passes defended, 2 fumble recoveries.

JUNIOR (2018): Started all 13 games; 70 tackles (42 solo), 0.5 sack, 1 interception, 4 passes defended, 1 fumble recovery.

SOPHOMORE (2017): Started all 13 games; 105 tackles (50 solo), 5.5 sacks, 3 interceptions and 11 passes defended.

TRUE FRESHMAN (2016): Played in 13 games; 27 tackles (15 solo) and 1 fumble recovery.

HIGH SCHOOL (CENTENNIAL HS - FRANKLIN, TENN.)

- Also played basketball.
- Played on both sides of the ball.
- Recorded 111 tackles, 8.0 sacks, 2 interceptions and 2 defensive TDs.
- Totaled over 500 receiving yards and 16 TDs.

OFF THE FIELD

PERSONAL:

- **MAJOR:** Business management.

TYREL DODSON'S NFL REGULAR SEASON DEFENSIVE STATISTICS

| DATE | TEAM | GP | GS | TK | S | TACKLES | | | | | INTERCEPTIONS | | | | O. FUMB | | | | ST | | | | MISC | | |
|------------|---------|----|----|-----|-----|---------|-----|-----|-----|------|---------------|----|-----|----|---------|----|----|----|----|-----|----|---|------|----|----|
| | | | | | | A | TFL | YDS | SK | YDS | QBH | NO | YDS | LG | TD | PD | FF | FR | TD | YDS | TK | S | A | FF | FR |
| 2019 | Buffalo | 0 | 0 | 0 | 0 | 0 | 0 | 0.0 | 0.0 | 0 | 0 | 0 | 0 | 0 | 0 | 0 | 0 | 0 | 0 | 0 | 0 | 0 | 0 | 0 | |
| 2020 | Buffalo | 10 | 2 | 20 | 11 | 9 | 2 | 6 | 1.0 | 5.0 | 0 | 0 | 0 | 0 | 2 | 0 | 0 | 0 | 0 | 2 | 2 | 0 | 0 | 0 | |
| 2021 | Buffalo | 16 | 0 | 10 | 8 | 2 | 0 | 0.0 | 0.0 | 0 | 0 | 0 | 0 | 0 | 0 | 0 | 0 | 0 | 0 | 5 | 2 | 3 | 0 | 0 | |
| 2022 | Buffalo | 16 | 3 | 28 | 19 | 9 | 1 | 3 | 1.0 | 3.0 | 1 | 0 | 0 | 0 | 0 | 0 | 0 | 0 | 0 | 4 | 3 | 1 | 0 | 0 | |
| 2023 | Buffalo | 17 | 10 | 70 | 53 | 17 | 8 | 22 | 2.5 | 11.0 | 6 | 0 | 0 | 0 | 2 | 1 | 1 | 0 | 0 | 4 | 4 | 0 | 0 | 0 | |
| 2024 | Seattle | 9 | 9 | 71 | 41 | 30 | 5 | 15 | 2.0 | 9.0 | 3 | 0 | 0 | 0 | 2 | 1 | 0 | 0 | 0 | 0 | 0 | 0 | 0 | 0 | |
| 2024 | Miami | 8 | 3 | 36 | 18 | 18 | 0 | 0.0 | 0.0 | 0 | 1 | 3 | 7 | 0 | 4 | 0 | 0 | 0 | 0 | 0 | 0 | 0 | 0 | 0 | |
| 2024 | TOTAL | 17 | 12 | 107 | 59 | 48 | 5 | 15 | 2.0 | 9.0 | 4 | 3 | 7 | 0 | 6 | 1 | 0 | 0 | 0 | 0 | 0 | 0 | 0 | 0 | |
| 2025 | Miami | 5 | 5 | 46 | 29 | 17 | 4 | 22 | 2.0 | 20.0 | 3 | 0 | 0 | 0 | 1 | 1 | 0 | 0 | 0 | 0 | 0 | 0 | 0 | 0 | |
| NFL TOTALS | | 81 | 32 | 281 | 179 | 102 | 20 | 68 | 8.5 | 48.0 | 14 | 3 | 7 | 0 | 11 | 3 | 1 | 0 | 0 | 15 | 11 | 4 | 0 | 1 | 0 |

TYREL DODSON'S NFL POSTSEASON DEFENSIVE STATISTICS

| DATE | TEAM | GP | GS | TK | S | TACKLES | | | | | QBH | INTERCEPTIONS | | | | O. FUMB | | | | ST | | | | MISC | | |
|------------|---------|----|----|----|---|---------|-----|-----|-----|-----|-----|---------------|-----|----|----|---------|----|----|----|-----|----|---|---|------|----|---|
| | | | | | | A | TFL | YDS | SK | YDS | | NO | YDS | LG | TD | PD | FF | FR | TD | YDS | TK | S | A | FF | FR | S |
| 2020 | Buffalo | 0 | 0 | 0 | 0 | 0 | 0 | 0 | 0.0 | 0.0 | 0 | 0 | 0 | 0 | 0 | 0 | 0 | 0 | 0 | 0 | 0 | 0 | 0 | 0 | 0 | 0 |
| 2021 | Buffalo | 2 | 0 | 0 | 0 | 0 | 0 | 0 | 0.0 | 0.0 | 0 | 0 | 0 | 0 | 0 | 0 | 0 | 0 | 0 | 2 | 1 | 1 | 0 | 0 | 0 | 0 |
| 2022 | Buffalo | 2 | 0 | 0 | 0 | 0 | 0 | 0 | 0.0 | 0.0 | 0 | 0 | 0 | 0 | 0 | 0 | 0 | 0 | 0 | 0 | 0 | 0 | 0 | 1 | 0 | 0 |
| 2023 | Buffalo | 1 | 1 | 8 | 7 | 1 | 1 | 0 | 0.0 | 0.0 | 0 | 0 | 0 | 0 | 0 | 0 | 0 | 0 | 0 | 0 | 0 | 0 | 0 | 0 | 0 | 0 |
| NFL TOTALS | | 5 | 1 | 8 | 7 | 1 | 1 | 0 | 0.0 | 0.0 | 0 | 0 | 0 | 0 | 0 | 0 | 0 | 0 | 0 | 2 | 1 | 1 | 0 | 1 | 0 | 0 |



SINGLE-GAME HIGHS: DEFENSIVE

Total Tackles 15 at Cleveland, Dec 29, 2024
Solo Tackles 11 at Buffalo, Sep 18, 2025
Sacks 1.0 vs. N.Y. Jets, Sep 29, 2025
...7 more at 1.0.
Passes Defensed 2 at N.Y. Jets, Jan 05, 2025
...1 more at 2.

Forced Fumbles 1 vs. N.Y. Jets, Sep 29, 2025
...2 more at 1.
Fumble Recoveries 1 vs. Jacksonville, Oct 08, 2023
Tackles For Loss 2 vs. N.Y. Jets, Sep 29, 2025
...1 more at 2.
Special Teams Tackles 2 vs. N.Y. Giants, Oct 15, 2023
...1 more at 2.



26 RASUL DOUGLAS

CORNERBACK // 6'2" // 209 // WEST VIRGINIA '16

ACQUIRED: FA, '25

HOMETOWN: EAST ORANGE, NJ // BORN: 08/29/94

NFL SEASON: NINTH SEASON // DOLPHINS SEASON: FIRST SEASON



NFL CAREER

TRANSACTIONS:

- Signed by Miami on August 27, 2025.
- Traded from Green Bay to Buffalo on Oct. 31, 2024.
- Signed to Green Bay's active roster on Oct. 6, 2021.
- Signed to Arizona's practice squad on Sept. 3, 2021.
- Released by Houston on Aug. 31, 2021.
- Signed by Houston on Aug. 25, 2021.
- Released by Las Vegas on Aug. 23, 2021.
- Signed by Las Vegas on April 19, 2021.
- Awarded off waivers to Carolina on Sept. 6, 2020.
- Wavied by Philadelphia on Sept. 5, 2020.
- 3rd-round pick (99th overall) by Philadelphia in the 2017 NFL Draft.

CAREER HIGHLIGHTS:

- Played in 125 career games with 83 starts.
- 444 tackles (359 solo), 3.0 sacks, 19 interceptions, 83 passes defended, 3 forced fumbles and 3 fumble recoveries; 3 interceptions returned for a TD.
- Played in 11 postseason games with 7 starts – 6 with Philadelphia, 1 with Green Bay and 4 with Buffalo.
- Won Super Bowl LII with Philadelphia.

2025 (MIAMI):

- Played in 5 games with 3 starts.
- 19 tackles (8 solo), 1.0 sack and 4 passes defended.

AT INDIANAPOLIS (9/7): 1 solo tackle and 1 pass defended.

- Made his Dolphins debut.

AT BUFFALO (9/18): 7 tackles (4 solo).

VS. N.Y. JETS (9/29): 3 tackles (2 solo), 1.0 sack and 2 passes defended.

- Sacked QB Justin Fields for a loss of 2 yards on 2nd- and-6 with 8:01 remaining in the 2nd quarter.

AT CAROLINA (10/5): 6 solo tackles.

2024 (BUFFALO):

- Started 15 games.
- Inactive for 2 games.
- 58 tackles (43 solo), 5 passes defended and 1 forced fumble.

AT BALTIMORE (9/29): 7 tackles (5 solo) and 1 forced fumble.

- Forced QB Lamar Jackson to fumble, which was recovered by LB Baylon Spector at the Buffalo 39-yard line with 2:35 remaining in the 2nd quarter.

AT N.Y. JETS (10/14): 5 tackles (4 solo) and 1 pass defended.

AT SEATTLE (10/27): 6 tackles (4 solo) and 1 pass defended.

POSTSEASON:

AFC WILD CARD VS. DENVER (1/12): 3 tackles (2 solo).

AFC DIVISIONAL VS. BALTIMORE (1/19): 6 tackles (4 solo).

AFC CHAMPIONSHIP AT KANSAS CITY (1/26): 7 tackles (6 solo).

2023 (GREEN BAY/BUFFALO):

- Played in 9 games with 8 starts with Buffalo.
- 29 tackles (21 solo), 1.0 sack, 4 interceptions, 8 passes defended and 2 fumble recoveries; 1 interception returned for a TD with Buffalo.
- Started in 7 games with Green Bay.
- 32 tackles (26 solo), 1 interception, 6 passes defended and 1 fumble recovery with Green Bay.

AT CHICAGO (9/10): 8 tackles (6 solo), 1 pass defended and 1 fumble recovery.

- Recovered a QB Justin Fields fumble with 5:08 remaining in the 3rd quarter.

AT ATLANTA (9/17): 4 solo tackles, 1 interception and 2 passes defended.

- Intercepted QB Desmond Ridder on Atlanta's first possession of the game.

VS. DENVER (11/13): 6 tackles (5 solo) and 1 fumble recovery.

- Recovered a WR Cortland Sutton fumble at the Buffalo 46-yard line in the 3rd quarter.

VS. N.Y. JETS (11/19): 4 tackles (2 solo), 2 interceptions, 3 passes defended and 1 fumble recovery.

- Intercepted QB Zach Wilson and returned it 8 yards to the Jets' 22-yard line in the 2nd quarter.
- Recovered a WR Garrett Wilson fumble and returned it to the Buffalo 39-yard line in the 4th quarter.
- Intercepted QB Tim Boyle with 2:36 remaining in the game to cement Buffalo's victory.

VS. NEW ENGLAND (12/31): 2 tackles (1 solo), 2 interceptions and 3 passes defended; 1 interception returned for a TD.

- Intercepted a pass from QB Bailey Zappe and returned it to the New England 14-yard line with 8:41 remaining in the 1st quarter.
- Intercepted QB Bailey Zappe and returned it 40 yards for a TD with 12:47 remaining in the 2nd quarter.

POSTSEASON:

AFC DIVISIONAL VS. KANSAS CITY (1/21): 2 tackles (1 solo) and 1 forced fumble.

- Forced WR Mecole Hardman Jr. to fumble, but was recovered by Kansas City in the 2nd quarter.

2022 (GREEN BAY):



- Played in all 17 games with 12 starts.
- 76 tackles (63 solo), 1.0 sack, 4 interceptions, 13 passes defended and 1 forced fumble.
- 9 special teams tackles (6 solo).

AT TAMPA BAY (9/25): 8 solo tackles and 2 passes defended.

AT WASHINGTON (10/23): 10 tackles (5 solo) and 3 passes defended. **AT BUFFALO (10/30):** 5 solo tackles, 1 interception and 1 pass defended.

- Intercepted QB Josh Allen with 12:46 remaining in the 4th quarter.

AT PHILADELPHIA (11/27): 8 tackles (6 solo) and 1 pass defended.

AT MIAMI (12/25): 3 solo tackles, 1 interception and 2 passes defended.

- Intercepted QB Tua Tagovailoa to seal Green Bay's victory with 1:34 remaining in the game.

2021 (ARIZONA/GREEN BAY):

- Played in 12 games with 9 starts with Green Bay.
- Inactive for 1 game with Green Bay.
- 52 tackles (48 solo), 3.0 sacks, 5 interceptions, 13 passes defended and 1 forced fumble with Green Bay.
- 5 special teams tackles (4 solo) with Green Bay.
- Spent 4 games on Arizona's practice squad.

VS. WASHINGTON (10/24): 4 solo tackles, 1 pass defended and 1 forced fumble.

- Forced RB DeAndre Carter to fumble, but was recovered by Washington.

AT ARIZONA (10/28): 9 solo tackles, 1 interception and 2 passes defended.

- Intercepted QB Kyler Murray in the end zone to seal Green Bay's victory with 15 seconds remaining.

VS. L.A. RAMS (11/28): 5 tackles (3 solo), 1 interception and 4 passes defended; 1 interception returned for a TD.

- Intercepted QB Matthew Stafford and returned it 33 yards for a TD with 2:01 remaining in the 3rd quarter.

VS. CLEVELAND (12/25): 3 solo tackles, 2 interceptions and 2 passes defended.

- Intercepted a pass from QB Baker Mayfield and returned it to the Cleveland 49-yard line with under 2 minutes remaining in the 2nd quarter.
- Intercepted QB Baker Mayfield with 50 seconds remaining to seal Green Bay's victory.

POSTSEASON:

NFC DIVISIONAL VS. SAN FRANCISCO (1/22): 4 tackles (2 solo) and 1 pass defended.

2020 (CAROLINA):

- Played in 14 games with 11 starts.
- Missed 2 games on the Reserve/COVID list.
- 62 tackles (50 solo) and 9 passes defended.

VS. LAS VEGAS (9/13): 1 solo tackle and 2 passes defended.

AT TAMPA BAY (9/20): 7 solo tackles.

AT ATLANTA (10/11): 8 tackles (6 solo) and 1 pass defended.

VS. CHICAGO (10/18): 1 solo tackle and 3 passes defended.

2019 (PHILADELPHIA):

- Played in all 16 games with 6 starts.
- 35 tackles (24 solo) and 10 passes defended.
- 3 solo special teams tackles.

VS. N.Y. JETS (10/6): 4 tackles (3 solo) and 2 passes defended.

AT MINNESOTA (10/13): 6 tackles (5 solo).

AT DALLAS (10/20): 5 tackles (2 solo).

AT N.Y. GIANTS (12/29): 4 tackles (3 solo) and 3 passes defended.

POSTSEASON:

NFC WILD CARD VS. SEATTLE (1/5): Played but did not record any stats.

2018 (PHILADELPHIA):

- Played in all 16 games with 7 starts.
- 57 tackles (48 solo), 3 interceptions and 4 passes defended.
- 1 assisted special teams tackle.

VS. ATLANTA (9/6): 1 interception and 1 pass defended.

- Intercepted QB Matt Ryan at the Philadelphia 4-yard line with 13:03 remaining in the game.

AT DALLAS (12/9): 9 solo tackles, 1 interception and 1 pass defended.

- Intercepted a pass from QB Dak Prescott and returned it 17 yards in the 2nd quarter.

AT L.A. RAMS (12/16): 14 tackles (11 solo).

AT WASHINGTON (12/30): 6 tackles (4 solo), 1 interception and 1 pass defended.

- Intercepted QB Josh Johnson and returned it to the Eagles' 30-yard line on the 1st play of the game.

POSTSEASON:

NFC WILD CARD AT CHICAGO (1/6): 8 solo tackles and 1 pass defended.

NFC DIVISIONAL AT NEW ORLEANS (1/13): 2 solo tackles.

2017 (PHILADELPHIA):

- Played in 14 games with 5 starts.
- Inactive for 2 games.
- 24 tackles (22 solo), 2 interceptions and 11 passes defended.

AT KANSAS CITY (9/17): 4 solo tackles and 1 pass defended.

- Made his NFL debut.

VS. N.Y. GIANTS (9/24): 4 tackles (3 solo), 1 interception and 1 pass defended.

- Intercepted QB Eli Manning at the Philadelphia 4-yard line in the 2nd quarter.
- It was the 1st interception of his career.
- Made his 1st career start.

AT CAROLINA (10/12): 2 solo tackles, 1 interception and 3 passes defended.

- Intercepted QB Cam Newton and returned it 7 yards to the Carolina 12-yard line with 6:34 remaining in the 2nd quarter.



POSTSEASON:

NFC DIVISIONAL VS. ATLANTA (1/13): Played but did not record any stats.

NFC CHAMPIONSHIP VS. MINNESOTA (1/21): Played but did not record any stats.

SUPER BOWL LII AT NEW ENGLAND (2/4): Played but did not record any stats.

BEFORE THE NFL

COLLEGE (WEST VIRGINIA):

- 2-year letterman (2015-16).
- Transferred from Nassau Community College to West Virginia after the 2014 season.

CAREER (AT WEST VIRGINIA): Played in 24 games with 12 starts; 78 tackles (55 solo), 1.0 sack, 9 interceptions, 18 passes defended and 2 forced fumbles.

SENIOR (2016 AT WEST VIRGINIA): Played in 13 games with 12 starts; 70 tackles (55 solo), 1.0 sack, 8 interceptions, 16 passes defended and 1 forced fumble.

- 1st-team All-Big 12.

JUNIOR (2015 AT WEST VIRGINIA): Played in 11 games; 8 tackles (6 solo), 1 interception, 1 pass defended and 1 forced fumble.

SOPHOMORE (2014 AT NASSAU CC): 43 tackles (33 solo), 2 interceptions, 15 passes defended, 1 forced fumble and 1 fumble recovery.

- 1st-team NJCAA All-America.

TRUE FRESHMAN (2013 AT NASSAU CC): 40 tackles (27 solo), 3 interceptions and 3 passes defended.

HIGH SCHOOL (EAST ORANGE HS – EAST ORANGE, N.J.)

- Finished his career with 117 tackles (90 solo), 4 interceptions and 4 fumble recoveries.

OFF THE FIELD

PERSONAL:

- **PRONUNCIATION:** First name is pronounced RAH-sool.

RASUL DOUGLAS' NFL REGULAR SEASON DEFENSIVE STATISTICS

| DATE | TEAM | GP | GS | TK | S | TACKLES | | | | | QBH | INTERCEPTIONS | | | | | O. FUMB | | | | | ST | | | | | MISC | | | | |
|------------|--------------|-----|----|-----|-----|---------|-----|-----|-----|------|-----|---------------|-----|-----|----|----|---------|----|----|-----|----|----|---|----|----|---|------|----|----|---|---|
| | | | | | | A | TFL | YDS | SK | YDS | | NO | YDS | LG | TD | PD | FF | FR | TD | YDS | TK | S | A | FF | FR | S | A | FF | FR | S | A |
| 2017 | Philadelphia | 14 | 5 | 24 | 22 | 2 | 0 | 0 | 0.0 | 0.0 | 0 | 2 | 7 | 7 | 0 | 11 | 0 | 0 | 0 | 0 | 1 | 1 | 0 | 0 | 0 | 0 | 0 | 0 | 0 | 0 | 0 |
| 2018 | Philadelphia | 16 | 7 | 57 | 48 | 9 | 6 | 14 | 0.0 | 0.0 | 0 | 3 | 14 | 17 | 0 | 4 | 0 | 0 | 0 | 0 | 1 | 0 | 1 | 0 | 0 | 0 | 0 | 0 | 0 | 0 | 0 |
| 2019 | Philadelphia | 16 | 6 | 35 | 24 | 11 | 3 | 5 | 0.0 | 0.0 | 1 | 0 | 0 | 0 | 0 | 10 | 0 | 0 | 0 | 0 | 0 | 0 | 0 | 0 | 0 | 0 | 0 | 0 | 0 | 0 | 0 |
| 2020 | Carolina | 14 | 11 | 62 | 50 | 12 | 1 | 1 | 0.0 | 0.0 | 0 | 0 | 0 | 0 | 0 | 9 | 0 | 0 | 0 | 0 | 0 | 0 | 0 | 0 | 0 | 0 | 0 | 0 | 0 | 0 | 0 |
| 2021 | Green Bay | 12 | 9 | 52 | 48 | 4 | 1 | 4 | 0.0 | 0.0 | 0 | 5 | 105 | 55+ | 2 | 13 | 1 | 0 | 0 | 0 | 5 | 4 | 1 | 0 | 0 | 0 | 0 | 0 | 0 | 0 | 0 |
| 2022 | Green Bay | 17 | 12 | 76 | 63 | 13 | 4 | 7 | 1.0 | 0.0 | 1 | 4 | 26 | 22 | 0 | 13 | 1 | 0 | 0 | 0 | 9 | 6 | 3 | 0 | 0 | 0 | 0 | 0 | 0 | 0 | 0 |
| 2023 | Green Bay | 7 | 7 | 32 | 26 | 6 | 2 | 13 | 0.0 | 0.0 | 0 | 1 | -2 | 0 | 0 | 6 | 0 | 1 | 0 | 0 | 0 | 0 | 0 | 0 | 0 | 0 | 0 | 0 | 0 | 0 | 0 |
| 2023 | Buffalo | 9 | 8 | 29 | 21 | 8 | 1 | 10 | 1.0 | 10.0 | 1 | 4 | 58 | 40+ | 1 | 8 | 0 | 2 | 0 | 2 | 0 | 0 | 0 | 0 | 0 | 0 | 0 | 0 | 0 | 0 | 0 |
| 2023 | TOTAL | 16 | 15 | 61 | 47 | 14 | 3 | 23 | 1.0 | 10.0 | 1 | 5 | 56 | 40+ | 1 | 14 | 0 | 3 | 0 | 2 | 0 | 0 | 0 | 0 | 0 | 0 | 0 | 0 | 0 | 0 | 0 |
| 2024 | Buffalo | 15 | 15 | 58 | 43 | 15 | 5 | 11 | 0.0 | 0.0 | 0 | 0 | 0 | 0 | 0 | 5 | 1 | 0 | 0 | 0 | 0 | 0 | 0 | 0 | 0 | 0 | 0 | 0 | 0 | 0 | 0 |
| 2025 | Miami | 5 | 3 | 19 | 14 | 5 | 1 | 2 | 1.0 | 2.0 | 1 | 0 | 0 | 0 | 0 | 4 | 0 | 0 | 0 | 0 | 0 | 0 | 0 | 0 | 0 | 0 | 0 | 0 | 0 | 0 | 0 |
| NFL TOTALS | | 125 | 83 | 444 | 359 | 85 | 24 | 67 | 3.0 | 12.0 | 4 | 19 | 208 | 55+ | 3 | 83 | 3 | 3 | 0 | 2 | 16 | 11 | 5 | 0 | 0 | 0 | 0 | 0 | 0 | 0 | 0 |

RASUL DOUGLAS' NFL POSTSEASON DEFENSIVE STATISTICS

| DATE | TEAM | GP | GS | TK | S | TACKLES | | | | | QBH | INTERCEPTIONS | | | | | O. FUMB | | | | | ST | | | | | MISC | | | | |
|------------|--------------|----|----|----|----|---------|-----|-----|-----|-----|-----|---------------|-----|----|----|----|---------|----|----|-----|----|----|---|----|----|---|------|----|----|---|---|
| | | | | | | A | TFL | YDS | SK | YDS | | NO | YDS | LG | TD | PD | FF | FR | TD | YDS | TK | S | A | FF | FR | S | A | FF | FR | S | A |
| 2017 | Philadelphia | 3 | 0 | 0 | 0 | 0 | 0 | 0 | 0.0 | 0.0 | 0 | 0 | 0 | 0 | 0 | 0 | 0 | 0 | 0 | 0 | 0 | 0 | 0 | 0 | 0 | 0 | 0 | 0 | 0 | 0 | 0 |
| 2018 | Philadelphia | 2 | 2 | 10 | 10 | 0 | 0 | 0 | 0.0 | 0.0 | 0 | 0 | 0 | 0 | 0 | 1 | 0 | 0 | 0 | 0 | 0 | 0 | 0 | 0 | 0 | 0 | 0 | 0 | 0 | 0 | 0 |
| 2019 | Philadelphia | 1 | 0 | 0 | 0 | 0 | 0 | 0 | 0.0 | 0.0 | 0 | 0 | 0 | 0 | 0 | 0 | 0 | 0 | 0 | 0 | 0 | 0 | 0 | 0 | 0 | 0 | 0 | 0 | 0 | 0 | 0 |
| 2021 | Green Bay | 1 | 1 | 4 | 2 | 2 | 0 | 0 | 0.0 | 0.0 | 0 | 0 | 0 | 0 | 0 | 1 | 0 | 0 | 0 | 0 | 1 | 1 | 0 | 0 | 0 | 0 | 0 | 0 | 0 | 0 | 0 |
| 2023 | Buffalo | 1 | 1 | 2 | 1 | 1 | 0 | 0 | 0.0 | 0.0 | 0 | 0 | 0 | 0 | 0 | 0 | 1 | 0 | 0 | 0 | 0 | 0 | 0 | 0 | 0 | 0 | 0 | 0 | 0 | 0 | 0 |
| 2024 | Buffalo | 3 | 3 | 16 | 12 | 4 | 0 | 0 | 0.0 | 0.0 | 0 | 0 | 0 | 0 | 0 | 0 | 0 | 0 | 0 | 0 | 0 | 0 | 0 | 0 | 0 | 0 | 0 | 0 | 0 | 0 | 0 |
| NFL TOTALS | | 11 | 7 | 32 | 25 | 7 | 0 | 0 | 0.0 | 0.0 | 0 | 0 | 0 | 0 | 0 | 2 | 1 | 0 | 0 | 0 | 1 | 1 | 0 | 0 | 0 | 0 | 0 | 0 | 0 | 0 | 0 |

SINGLE-GAME HIGHS: DEFENSIVE

Total Tackles Solo Tackles Sacks

14 at L.A. Rams, Dec 16, 2018
11 at L.A. Rams, Dec 16, 2018
1.0 at L.A. Chargers, Dec 23, 2023
...1 more at 1.0.

Passes Defended Forced Fumbles

4 vs. L.A. Rams, Nov 28, 2021
1 at Baltimore, Sep 29, 2024
...2 more at 1.

Fumble Recoveries

1 vs. N.Y. Jets, Nov 19, 2023
...2 more at 1.

Tackles For Loss

2 at Houston, Oct 06, 2024
...1 more at 2.

Interceptions

2 vs. New England, Dec 31, 2023
...2 more at 2.

Interception Return Yards Special Teams Tackles

55 vs. Chicago, Dec 12, 2021
2 vs. L.A. Rams, Dec 19, 2022
...1 more at 2.

Longest Opp Fumble Return

2 vs. N.Y. Jets, Nov 19, 2023



36 STORM DUCK

CORNERBACK // 6'0" // 195 // LOUISVILLE '24
ACQUIRED: FA, '24
HOMETOWN: BOILING SPRINGS, N.C. // BORN: 12/15/00
NFL SEASON: SECOND SEASON // DOLPHINS SEASON: SECOND SEASON

NFL CAREER

TRANSACTIONS:

- Signed by Miami as an undrafted college free agent on May 10, 2024.

CAREER HIGHLIGHTS:

- Played in 15 career games with 4 starts.
- 34 tackles (22 solo) and 5 passes defended.
- 3 solo special teams tackles.

2025 (MIAMI):

- Started 1 game.
- Inactive for 4 games.
- 2 tackles (1 solo) and 1 pass defended.

AT INDIANAPOLIS (9/7): 2 tackles (1 solo) and 1 pass defended.

2024 (MIAMI):

- Played in 14 career games with 3 starts.
- Inactive for 3 games.
- 32 tackles (21 solo) and 4 passes defended.
- 3 solo special teams tackles.

VS. JACKSONVILLE (9/8): 1 solo tackle; 1 solo special teams tackle.

- Made his NFL debut.

AT SEATTLE (9/22): 4 tackles (1 solo); 1 solo special teams tackle.

VS. TENNESSEE (9/30): 3 solo tackles and 1 pass defended.

- Made his 1st career start.

AT CLEVELAND (12/29): 6 tackles (4 solo) and 1 pass defended.

BEFORE THE NFL

COLLEGE (LOUISVILLE):

- Transferred to Louisville from North Carolina following the 2022 season.

CAREER: Played in 45 games with 31 starts; 135 tackles (105 solo), 1.0 sack, 5 interceptions, 16 passes defended and 1 forced fumble; 1 interception returned for a TD.

GRAD (2023 AT LOUISVILLE): Played in 12 games with 4 starts; 32 tackles (23 solo), 1.0 sack and 1 pass defended.

SENIOR (2022 AT NORTH CAROLINA): Started 12 games; 46 tackles (36 solo), 3 interceptions, 12 passes defended and 1 forced fumble.

- 2nd-team All-ACC.

JUNIOR (2021 AT NORTH CAROLINA): Played in 6 games with 4 starts; 16 tackles (14 solo) and 1 pass defended.

SOPHOMORE (2020 AT NORTH CAROLINA): Started in 2 games; 4 solo tackles and 2 passes defended.

TRUE FRESHMAN (2019 AT NORTH CAROLINA): Played in all 13 games with 9 starts; 37 tackles (28 solo), 2 interceptions and 7 passes defended; 1 interception return for a TD.

HIGH SCHOOL (BOILING SPRINGS HS – BOILING SPRINGS, S.C.)

- SENIOR (2018):** 31 tackles, 2 interceptions, 5 passes defended.
- JUNIOR (2017):** 35 tackles and 1 fumble recovery.

OFF THE FIELD

PERSONAL:

- GRADUATE DEGREE:** Sports administration.
- MAJOR:** Exercise and sports science.
- The name "Storm" was inspired by the character Storm Logan from the soap opera, The Bold and The Beautiful.

STORM DUCK'S NFL REGULAR SEASON DEFENSIVE STATISTICS

| DATE | TEAM | GP | GS | TK | S | A | TACKLES | | | | YDS | QBH | INTERCEPTIONS | | | | O. FUMB | | | | YDS | TK | S | ST | |
|------------|-------|----|----|----|----|----|---------|-----|-----|-----|-----|-----|---------------|----|----|----|---------|----|----|----|-----|----|---|----|---|
| | | | | | | | TFL | YDS | SK | NO | | | YDS | LG | TD | PD | FF | FR | TD | FF | | | | FR | A |
| 2024 | Miami | 14 | 3 | 32 | 21 | 11 | 1 | 5 | 0.0 | 0.0 | 0 | 0 | 0 | 0 | 0 | 4 | 0 | 0 | 0 | 0 | 3 | 3 | 0 | 0 | 0 |
| 2025 | Miami | 1 | 1 | 2 | 1 | 1 | 0 | 0 | 0.0 | 0.0 | 0 | 0 | 0 | 0 | 0 | 1 | 0 | 0 | 0 | 0 | 0 | 0 | 0 | 0 | 0 |
| NFL TOTALS | | 15 | 4 | 34 | 22 | 12 | 1 | 5 | 0.0 | 0.0 | 0 | 0 | 0 | 0 | 0 | 5 | 0 | 0 | 0 | 0 | 3 | 3 | 0 | 0 | 0 |

SINGLE-GAME HIGHS: DEFENSIVE

Total Tackles
Solo Tackles

6 at Cleveland, Dec 29, 2024
4 at Cleveland, Dec 29, 2024

Passes Defended

1 at Indianapolis, Sep 07, 2025
...4 more at 1.



82 DEE ESKRIDGE

WIDE RECEIVER // 5'9" // 190 // WESTERN MICHIGAN '21

ACQUIRED: FA, '24

HOMETOWN: BLUFFTON, IND. // BORN: 03/23/97

NFL SEASON: FIFTH SEASON // DOLPHINS SEASON: SECOND SEASON

NFL CAREER

TRANSACTIONS:

- Signed to Miami's active roster on Oct. 25, 2024.
- Signed to Miami's practice squad on Aug. 29, 2024.
- Waived by Seattle on Aug. 27, 2024.
- 2nd-round pick (56th overall) by Seattle in the 2021 NFL Draft.

CAREER HIGHLIGHTS:

- Played in 35 career games.
- 22 receptions for 183 yards (8.3 avg.) and 1 TD.
- 8 carries for 74 yards (9.3 avg.).
- 34 kickoff returns for 891 yards (26.2 avg.).
- 2 miscellaneous tackles.

2025 (MIAMI):

- Played in 5 games.
- 2 receptions for 17 yards (8.5 avg.).
- 12 kickoff returns for 317 yards (26.4 avg.).
- 1 miscellaneous tackle.

AT INDIANAPOLIS (9/7): 1 reception for 9 yards; 4 kickoff returns for 109 yards (27.3 avg.).

AT NEW ENGLAND (9/14): 1 reception for 8 yards; 4 kickoff returns for 80 yards (20.0 avg.).

AT BUFFALO (9/18): 3 kickoff returns for 104 yards (34.7 avg.).

2024 (MIAMI):

- Played in 6 games.
- Inactive for 7 games.
- Spent 4 games on Miami's practice squad.
- 3 receptions for 44 yards (14.7 avg.).
- 5 kickoff returns for 146 yards (29.2 avg.).

AT SEATTLE (9/22): 1 reception for 30 yards; 1 kickoff return for 28 yards.

- Made his Dolphins debut.

VS. ARIZONA (10/27): 1 reception for 6 yards; 1 kickoff return for 35 yards.

AT BUFFALO (11/3): 2 kickoff returns for 55 yards (27.5 avg.).

2023 (SEATTLE):

- Played in 4 games.
- Inactive for 5 games.
- Missed the first 6 games of the season on the Reserve/Suspended list.
- Missed the rest of season after being placed on injured reserve on Dec. 30.
- 2 carries for 5 yards (2.5 avg.).
- 8 kickoff returns for 224 (28.0 avg.).

VS. CLEVELAND (10/29): 1 carry for -5 yards; 1 kickoff return for 24 yards.

AT BALTIMORE (11/5): 3 kickoff returns for 60 yards (20.0 avg.).

VS. SAN FRANCISCO (11/23): 1 reception for 3 yards; 1 carry for 10 yards; 4 kickoff returns for 140 yards (35.0 avg.).

- Recorded a 66-yard kickoff return, which was the 3rd-longest in the NFL that season.

2022 (SEATTLE):

- Played in 10 games.
- Missed the rest of the season after being placed on injured reserve on Nov. 26.
- 7 receptions for 58 yards (8.3 avg.).
- 2 carries for 10 yards (5.0 avg.).
- 7 kickoff returns for 150 yards (21.4 avg.).

VS. ARIZONA (10/16): 3 receptions for 39 yards (13.0 avg.).

AT L.A. CHARGERS (10/23): 2 kickoff returns for 45 yards (22.5 avg.).

AT ARIZONA (11/6): 2 kickoff returns for 41 yards (20.5 avg.).

2021 (SEATTLE):

- Played in 10 games.
- Inactive for 3 games.
- Missed 4 games after being placed on injured reserve on Oct. 6 and activated on Nov. 11.
- 10 receptions for 64 yards (6.4 avg.) and 1 TD.

AT INDIANAPOLIS (9/12): 1 reception for 6 yards.

- Made his NFL debut.

AT WASHINGTON (11/29): 2 kickoff returns for 54 yards (27.0 avg.).

VS. SAN FRANCISCO (12/5): 3 receptions for 35 yards (11.6 avg.) and 1 TD.

- Caught a 7-yard TD pass from QB Russell Wilson with 2:28 remaining in the 2nd quarter.

BEFORE THE NFL

COLLEGE (WESTERN MICHIGAN):

- 5-year letterman (2016-20) and 4-year starter.
- Played wide receiver and cornerback.

CAREER: Played in 45 games with 29 starts; 122 receptions for 2,260 yards (18.5 avg.) and 15 TDs; 11 carries for 100 yards (9.9 avg.); 17 kickoff returns for 467 yards (27.5 avg.) and 1 TD; 21 tackles (15 solo), 4 passes defended and 1 forced fumble.

REDSHIRT SENIOR (2020): Started all 6 games; 34 receptions for 784 yards (23.1 avg.) and 8 TDs; 1 carry for 27 yards; 17 kickoff returns for 467 yards (27.5 avg.) and 1 TD; 1 solo tackle.

- MAC Special Teams Player of the Year.
- 1st-team All-MAC at both wide receiver and kick returner.



SENIOR (2019): Started 4 games before suffering a season-ending injury; 3 receptions for 73 yards (24.3 avg.); 14 tackles (10 solo) and 4 passes defended.

JUNIOR (2018): Played in 11 games with 7 starts; 38 receptions for 776 yards (20.4 avg.) and 3 TDs; 2 tackles (1 solo) and 1 forced fumble.

SOPHOMORE (2017): Started all 12 games; 30 receptions for 506 yards (16.9 avg.) and 3 TDs; 4 carries for 13 yards (3.3 avg.); 1 solo tackle.

TRUE FRESHMAN (2016): Played in 12 games; 17 receptions for 121 yards (7.1 avg.) and 1 TD; 6 carries for 60 yards (10.0 avg.); 3 tackles (2 solo).

HIGH SCHOOL (BLUFFTON HS - BLUFFTON, IND.)

- Played running back.
- Also participated in track and field.

SENIOR (2015): 1,020 rushing yards and 16 TDs.

- All-state honorable mention.

OFF THE FIELD

PERSONAL:

- **MAJOR:** Sports management.

DEE ESKRIDGE'S NFL REGULAR SEASON RUSHING/RECEIVING STATISTICS

| DATE | TEAM | GP | GS | RECEIVING | | | | LG | TD | RUSHING | | | | LG | TD |
|------------|---------|----|----|-----------|------|------|--|----|----|---------|------|------|--|----|----|
| | | | | NO. | YDS. | AVG. | | | | NO. | YDS. | AVG. | | | |
| 2021 | Seattle | 10 | 0 | 10 | 64 | 6.4 | | 17 | 1 | 4 | 59 | 14.8 | | 30 | 0 |
| 2022 | Seattle | 10 | 0 | 7 | 58 | 8.3 | | 16 | 0 | 2 | 10 | 5.0 | | 6 | 0 |
| 2023 | Seattle | 4 | 0 | 0 | 0 | 0.0 | | 0 | 0 | 2 | 5 | 2.5 | | 10 | 0 |
| 2024 | Miami | 6 | 0 | 3 | 44 | 14.7 | | 30 | 0 | 0 | 0 | 0.0 | | 0 | 0 |
| 2025 | Miami | 5 | 0 | 2 | 17 | 8.5 | | 9 | 0 | 0 | 0 | 0.0 | | 0 | 0 |
| NFL TOTALS | | 35 | 0 | 22 | 183 | 8.3 | | 30 | 1 | 8 | 74 | 9.3 | | 30 | 0 |

DEE ESKRIDGE'S NFL POSTSEASON RUSHING/RECEIVING STATISTICS

| DATE | TEAM | GP | GS | RECEIVING | | | | LG | TD | RUSHING | | | | LG | TD |
|------------|---------|----|----|-----------|------|------|--|----|----|---------|------|------|--|----|----|
| | | | | NO. | YDS. | AVG. | | | | NO. | YDS. | AVG. | | | |
| 2022 | Seattle | 0 | 0 | 0 | 0 | 0.0 | | 0 | 0 | 0 | 0 | 0.0 | | 0 | 0 |
| NFL TOTALS | | 0 | 0 | 0 | 0 | 0.0 | | 0 | 0 | 0 | 0 | 0.0 | | 0 | 0 |

DEE ESKRIDGE'S NFL REGULAR SEASON RETURN STATISTICS

| DATE | TEAM | RET. | KICKOFF RETURNS | | | | NO. | FC | PUNT RETURNS | | | | LG | TD |
|------------|---------|------|-----------------|------|----|----|-----|----|--------------|------|--|---|----|----|
| | | | YDS. | AVG. | LG | TD | | | YDS. | AVG. | | | | |
| 2021 | Seattle | 2 | 54 | 27.0 | 27 | 0 | 0 | 0 | 0 | 0.0 | | 0 | 0 | 0 |
| 2022 | Seattle | 7 | 150 | 21.4 | 29 | 0 | 0 | 0 | 0 | 0.0 | | 0 | 0 | 0 |
| 2023 | Seattle | 8 | 224 | 28.0 | 66 | 0 | 0 | 0 | 0 | 0.0 | | 0 | 0 | 0 |
| 2024 | Miami | 5 | 146 | 29.2 | 35 | 0 | 0 | 0 | 0 | 0.0 | | 0 | 0 | 0 |
| 2025 | Miami | 12 | 317 | 26.4 | 54 | 0 | 0 | 0 | 0 | 0.0 | | 0 | 0 | 0 |
| NFL TOTALS | | 34 | 891 | 26.2 | 66 | 0 | 0 | 0 | 0 | 0.0 | | 0 | 0 | 0 |

DEE ESKRIDGE'S NFL POSTSEASON RETURN STATISTICS

| DATE | TEAM | RET. | KICKOFF RETURNS | | | | NO. | FC | PUNT RETURNS | | | | LG | TD |
|------------|---------|------|-----------------|------|----|----|-----|----|--------------|------|--|---|----|----|
| | | | YDS. | AVG. | LG | TD | | | YDS. | AVG. | | | | |
| 2022 | Seattle | 0 | 0 | 0.0 | 0 | 0 | 0 | 0 | 0 | 0.0 | | 0 | 0 | 0 |
| NFL TOTALS | | 0 | 0 | 0.0 | 0 | 0 | 0 | 0 | 0 | 0.0 | | 0 | 0 | 0 |

SINGLE-GAME HIGHS: RUSHING/RECEIVING

Rush Attempts
Rushing Yards
Longest Runs
Receptions

2 at Indianapolis, Sep 12, 2021
30 vs. Detroit, Jan 02, 2022
30 vs. Detroit, Jan 02, 2022
3 vs. Arizona, Oct 16, 2022
...1 more at 3.
39 vs. Arizona, Oct 16, 2022
13.0 vs. Arizona, Oct 16, 2022
30 vs. Miami, Sep 22, 2024
1 vs. San Francisco, Dec 05, 2021

Receiving Yards
Receiving Average
Longest Receptions
Receiving TDs

All-Purpose Yards
Kickoff Returns

Kickoff Return Yards
Longest Kickoff Return
Kickoff Return Average
Most TDs
Miscellaneous Tackles
Scrimmage Yards

150 vs. San Francisco, Nov 23, 2023
4 vs. New England, Sep 14, 2025
...2 more at 4.
140 vs. San Francisco, Nov 23, 2023
66 vs. San Francisco, Nov 23, 2023
35.0 vs. San Francisco, Nov 23, 2023
1 vs. San Francisco, Dec 05, 2021
1 at L.A. Chargers, Oct 23, 2022
39 vs. Arizona, Oct 16, 2022

2021 GXG REGULAR-SEASON (SEATTLE)

| DATE | OPPONENT | P/S | RECEIVING | | | | NO. | RUSHING | | | | W/L | SCORE |
|-------|------------------|-----|-----------|------|------|----|-----------------|---------|------|----|----|-----|--------|
| | | | NO. | YDS. | AVG. | LG | | YDS. | AVG. | LG | TD | | |
| 09/12 | at Indianapolis | P | 1 | 6 | 6.0 | 6 | 0 | 22 | 11.0 | 13 | 0 | W | 28-16 |
| 09/19 | Tennessee | | | | | | INACTIVE | | | | | L | 30-33+ |
| 09/26 | at Minnesota | | | | | | INACTIVE | | | | | L | 17-30 |
| 10/03 | at San Francisco | | | | | | INACTIVE | | | | | W | 28-21 |
| 10/07 | L.A. Rams | | | | | | INJURED RESERVE | | | | | L | 17-26 |
| 10/17 | at Pittsburgh | | | | | | INJURED RESERVE | | | | | L | 20-23+ |
| 10/25 | New Orleans | | | | | | INJURED RESERVE | | | | | L | 10-13 |



| | | | | | | | | | | | | | | |
|--------------|---------------|---|-----------------|----|------|-----|----|---|----|------|------|----|---|-------|
| 10/31 | Jacksonville | | INJURED RESERVE | | | | | | | | | | W | 31-7 |
| 11/14 | at Green Bay | P | 1 | -4 | -4.0 | -4 | 0 | 0 | 0 | 0.0 | 0 | 0 | L | 0-17 |
| 11/21 | Arizona | P | 0 | 0 | 0.0 | 0 | 0 | 0 | 0 | 0.0 | 0 | 0 | L | 13-23 |
| 11/29 | at Washington | P | 2 | 10 | 5.0 | 9 | 0 | 0 | 0 | 0.0 | 0 | 0 | L | 15-17 |
| 12/05 | San Francisco | P | 3 | 35 | 11.7 | 17 | 1 | 0 | 0 | 0.0 | 0 | 0 | W | 30-23 |
| 12/12 | at Houston | P | 0 | 0 | 0.0 | 0 | 0 | 0 | 0 | 0.0 | 0 | 0 | W | 33-13 |
| 12/21 | at L.A. Rams | P | 0 | 0 | 0.0 | 0 | 0 | 0 | 0 | 0.0 | 0 | 0 | L | 10-20 |
| 12/26 | Chicago | P | 2 | 10 | 5.0 | 13 | 0 | 1 | 7 | 7.0 | 7 | 0 | L | 24-25 |
| 01/02 | Detroit | P | 1 | 7 | 7.0 | 7 | 0 | 1 | 30 | 30.0 | 30 | 0 | W | 51-29 |
| 01/09 | at Arizona | P | 0 | 0 | 0.0 | 0 | 0 | 0 | 0 | 0.0 | 0 | 0 | W | 38-30 |
| 2021 TOTALS | | | 10-0 | 10 | 64 | 6.4 | 17 | 1 | 4 | 59 | 14.8 | 30 | 0 | 7-10 |
| + - Overtime | | | | | | | | | | | | | | |

2022 GXG REGULAR-SEASON (SEATTLE)

| DATE | OPPONENT | P/S | RECEIVING | | | | | RUSHING | | | | | W/L | SCORE |
|--------------|------------------|-----|-----------------|------|------|-----|----|---------|------|------|-----|----|-----|--------|
| | | | NO. | YDS. | AVG. | LG | TD | NO. | YDS. | AVG. | LG | TD | | |
| 09/12 | Denver | P | 1 | 0 | 0.0 | 0 | 0 | 0 | 0 | 0.0 | 0 | 0 | W | 17-16 |
| 09/18 | at San Francisco | P | 1 | 6 | 6.0 | 6 | 0 | 0 | 0 | 0.0 | 0 | 0 | L | 7-27 |
| 09/25 | Atlanta | P | 0 | 0 | 0.0 | 0 | 0 | 0 | 0 | 0.0 | 0 | 0 | L | 23-27 |
| 10/02 | at Detroit | P | 1 | 10 | 10.0 | 10 | 0 | 1 | 6 | 6.0 | 6 | 0 | W | 48-45 |
| 10/09 | at New Orleans | P | 0 | 0 | 0.0 | 0 | 0 | 0 | 0 | 0.0 | 0 | 0 | L | 32-39 |
| 10/16 | Arizona | P | 3 | 39 | 13.0 | 16 | 0 | 0 | 0 | 0.0 | 0 | 0 | W | 19-9 |
| 10/23 | at L.A. Chargers | P | 0 | 0 | 0.0 | 0 | 0 | 1 | 4 | 4.0 | 4 | 0 | W | 37-23 |
| 10/30 | N.Y. Giants | P | 1 | 3 | 3.0 | 3 | 0 | 0 | 0 | 0.0 | 0 | 0 | W | 27-13 |
| 11/06 | at Arizona | P | 0 | 0 | 0.0 | 0 | 0 | 0 | 0 | 0.0 | 0 | 0 | W | 31-21 |
| 11/13 | at Tampa Bay | P | 0 | 0 | 0.0 | 0 | 0 | 0 | 0 | 0.0 | 0 | 0 | L | 16-21 |
| 11/27 | Las Vegas | | INJURED RESERVE | | | | | | | | | | L | 34-40+ |
| 12/04 | at L.A. Rams | | INJURED RESERVE | | | | | | | | | | W | 27-23 |
| 12/11 | Carolina | | INJURED RESERVE | | | | | | | | | | L | 24-30 |
| 12/15 | San Francisco | | INJURED RESERVE | | | | | | | | | | L | 13-21 |
| 12/24 | at Kansas City | | INJURED RESERVE | | | | | | | | | | L | 10-24 |
| 01/01 | N.Y. Jets | | INJURED RESERVE | | | | | | | | | | W | 23-6 |
| 01/08 | L.A. Rams | | INJURED RESERVE | | | | | | | | | | W | 19-16+ |
| 2022 TOTALS | | | 10-0 | 7 | 58 | 8.3 | 16 | 0 | 2 | 10 | 5.0 | 6 | 0 | 9-8 |
| + - Overtime | | | | | | | | | | | | | | |

2023 GXG REGULAR-SEASON (SEATTLE)

| DATE | OPPONENT | P/S | RECEIVING | | | | | RUSHING | | | | | W/L | SCORE |
|--------------|------------------|-----|----------------------|------|------|-----|----|---------|------|------|-----|----|-----|--------|
| | | | NO. | YDS. | AVG. | LG | TD | NO. | YDS. | AVG. | LG | TD | | |
| 09/10 | L.A. Rams | | RESERVE/LEAGUE SUSP. | | | | | | | | | | L | 13-30 |
| 09/17 | at Detroit | | RESERVE/LEAGUE SUSP. | | | | | | | | | | W | 37-31+ |
| 09/24 | Carolina | | RESERVE/LEAGUE SUSP. | | | | | | | | | | W | 37-27 |
| 10/02 | at N.Y. Giants | | RESERVE/LEAGUE SUSP. | | | | | | | | | | W | 24-3 |
| 10/15 | at Cincinnati | | RESERVE/LEAGUE SUSP. | | | | | | | | | | L | 13-17 |
| 10/22 | Arizona | | RESERVE/LEAGUE SUSP. | | | | | | | | | | W | 20-10 |
| 10/29 | Cleveland | P | 0 | 0 | 0.0 | 0 | 0 | 1 | -5 | -5.0 | -5 | 0 | W | 24-20 |
| 11/05 | at Baltimore | P | 0 | 0 | 0.0 | 0 | 0 | 0 | 0 | 0.0 | 0 | 0 | L | 3-37 |
| 11/12 | Washington | | INACTIVE | | | | | | | | | | W | 29-26 |
| 11/19 | at L.A. Rams | P | 0 | 0 | 0.0 | 0 | 0 | 0 | 0 | 0.0 | 0 | 0 | L | 16-17 |
| 11/23 | San Francisco | P | 0 | 0 | 0.0 | 0 | 0 | 1 | 10 | 10.0 | 10 | 0 | L | 13-31 |
| 11/30 | at Dallas | | INACTIVE | | | | | | | | | | L | 35-41 |
| 12/10 | at San Francisco | | INACTIVE | | | | | | | | | | L | 16-28 |
| 12/18 | Philadelphia | | INACTIVE | | | | | | | | | | W | 20-17 |
| 12/24 | at Tennessee | | INACTIVE | | | | | | | | | | W | 20-17 |
| 12/31 | Pittsburgh | | INJURED RESERVE | | | | | | | | | | L | 23-30 |
| 01/07 | at Arizona | | INJURED RESERVE | | | | | | | | | | W | 21-20 |
| 2023 TOTALS | | | 4-0 | 0 | 0 | 0.0 | 0 | 0 | 2 | 5 | 2.5 | 10 | 0 | 9-8 |
| + - Overtime | | | | | | | | | | | | | | |

2024 GXG REGULAR-SEASON (MIAMI)

| DATE | OPPONENT | P/S | RECEIVING | | | | | RUSHING | | | | | W/L | SCORE |
|-------|-----------------|-----|----------------|------|------|----|----|---------|------|------|----|----|-----|--------|
| | | | NO. | YDS. | AVG. | LG | TD | NO. | YDS. | AVG. | LG | TD | | |
| 09/08 | Jacksonville | | PRACTICE SQUAD | | | | | | | | | | W | 20-17 |
| 09/12 | Buffalo | | PRACTICE SQUAD | | | | | | | | | | L | 10-31 |
| 09/22 | at Seattle | P | 1 | 30 | 30.0 | 30 | 0 | 0 | 0 | 0.0 | 0 | 0 | L | 3-24 |
| 09/30 | Tennessee | P | 0 | 0 | 0.0 | 0 | 0 | 0 | 0 | 0.0 | 0 | 0 | L | 12-31 |
| 10/06 | at New England | | PRACTICE SQUAD | | | | | | | | | | W | 15-10 |
| 10/20 | at Indianapolis | | PRACTICE SQUAD | | | | | | | | | | L | 10-16 |
| 10/27 | Arizona | P | 1 | 6 | 6.0 | 6 | 0 | 0 | 0 | 0.0 | 0 | 0 | L | 27-28 |
| 11/03 | at Buffalo | P | 0 | 0 | 0.0 | 0 | 0 | 0 | 0 | 0.0 | 0 | 0 | L | 27-30 |
| 11/11 | at L.A. Rams | | INACTIVE | | | | | | | | | | W | 23-15 |
| 11/17 | Las Vegas | | INACTIVE | | | | | | | | | | W | 34-19 |
| 11/24 | New England | | INACTIVE | | | | | | | | | | W | 34-15 |
| 11/28 | at Green Bay | | INACTIVE | | | | | | | | | | L | 17-30 |
| 12/08 | N.Y. Jets | P | 0 | 0 | 0.0 | 0 | 0 | 0 | 0 | 0.0 | 0 | 0 | W | 32-26+ |
| 12/15 | at Houston | | INACTIVE | | | | | | | | | | L | 12-20 |
| 12/22 | San Francisco | | INACTIVE | | | | | | | | | | W | 29-17 |
| 12/29 | at Cleveland | P | 1 | 8 | 8.0 | 8 | 0 | 0 | 0 | 0.0 | 0 | 0 | W | 20-3 |



| | | | | | | | | | | | | | |
|--------------|--------------|----------|---|----|------|----|---|---|---|-----|---|---|-------|
| 01/05 | at N.Y. Jets | INACTIVE | | | | | | | | | | L | 20-32 |
| 2024 TOTALS | | 6-0 | 3 | 44 | 14.7 | 30 | 0 | 0 | 0 | 0.0 | 0 | 0 | 8-9 |
| + - Overtime | | | | | | | | | | | | | |

| 2025 GXG REGULAR-SEASON (MIAMI) | | | | | | | | | | | | | | |
|---------------------------------|-----------------|-----|-----------|------|------|----|----|---------|------|------|----|----|-----|-------|
| DATE | OPPONENT | P/S | RECEIVING | | | | | RUSHING | | | | | W/L | SCORE |
| | | | NO. | YDS. | AVG. | LG | TD | NO. | YDS. | AVG. | LG | TD | | |
| 09/07 | at Indianapolis | P | 1 | 9 | 9.0 | 9 | 0 | 0 | 0 | 0.0 | 0 | 0 | L | 8-33 |
| 09/14 | New England | P | 1 | 8 | 8.0 | 8 | 0 | 0 | 0 | 0.0 | 0 | 0 | L | 27-33 |
| 09/18 | at Buffalo | P | 0 | 0 | 0.0 | 0 | 0 | 0 | 0 | 0.0 | 0 | 0 | L | 21-31 |
| 09/29 | N.Y. Jets | P | 0 | 0 | 0.0 | 0 | 0 | 0 | 0 | 0.0 | 0 | 0 | W | 27-21 |
| 10/05 | at Carolina | P | 0 | 0 | 0.0 | 0 | 0 | 0 | 0 | 0.0 | 0 | 0 | L | 24-27 |
| 2025 TOTALS | | 5-0 | 2 | 17 | 8.5 | 9 | 0 | 0 | 0 | 0.0 | 0 | 0 | 1-4 | |



14 QUINN EWERS

QUARTERBACK // 6'2" // 209 // TEXAS '25

ACQUIRED: D7A, '25

HOMETOWN: SOUTHLAKE, TEXAS // BORN: 03/15/03

NFL SEASON: ROOKIE SEASON // DOLPHINS SEASON: ROOKIE SEASON

NFL CAREER

TRANSACTIONS:

- 7th-round pick (231st overall) by Miami in the 2025 NFL Draft.

2025 (MIAMI):

- Inactive for 5 games.

BEFORE THE NFL

COLLEGE (TEXAS):

- 3-year starter (2022-24).
- Transferred from Ohio State to Texas following the 2021 season.

CAREER: Played in 37 games with 36 starts; 737-of-1,135 (64.9 pct.) for 9,128 yards and 68 TDs; 140 carries for -59 yards (-0.4 avg.) and 8 TDs; 1 reception for 3 yards.

- Ranks 3rd-all time in completions, passing yards and passing TDs among Texas quarterbacks.

REDSHIRT JUNIOR (2024 AT TEXAS): Started in 14 games; 293-of-445 (65.8 pct.) for 3,472 yards and 31 TDs; 57 carries for -82 yards (-1.4 avg.) and 2 TDs.

- Led team to a 13-3 record and the College Football Playoff semifinals.
- 2nd-team All-SEC.
- His 31 passing touchdowns were the 3rd-most in a single-season in Texas history.

REDSHIRT SOPHOMORE (2023 AT TEXAS): Started 12 games; 272-of-394 (69.0 pct.) for 3,479 yards and 22 TDs; 59 carries for 75 yards (1.3 avg.) and 5 TDs; 1 reception for 3 yards.

- Led team to a 12-2 record, the Big 12 Championship and College Football Playoff semifinals.
- 2nd-team All-Big 12.
- Semifinalist for the Davey O'Brien Award.
- His 3,479 passing yards were the 5th-most by a Texas quarterback in program history.

REDSHIRT FRESHMAN (2022 AT TEXAS): Started in 10 games; 172-of-196 (58.1 pct.) for 2,177 yards and 15 TDs; 24 carries for -52 yards (-2.2 avg.) and 1 TD.

- Big 12 Offensive Newcomer of the Year.

TRUE FRESHMAN (2021 AT OHIO STATE): Played in 1 game.

HIGH SCHOOL (CARROLL SENIOR HS - SOUTHLAKE, TEXAS)

- Also played baseball.
- Reclassified after his junior year to join the class of 2021.

JUNIOR (2020): 159-of-241 (66.0 pct.) for 2,442 passing yards and 28 TDs; 133 rushing yards and 3 TDs.

- Led team to a 12-2 record, the district title and the state championship game.
- 2nd-team all-state.
- District MVP.

SOPHOMORE (2019): 291-of-402 (72.4 pct.) for 4,003 yards and 45 TDs; 568 rushing yards and 9 TDs.

- Led team to a 13-1 record and district title.

OFF THE FIELD

PERSONAL:


- **MAJOR:** Physical culture and sports.

QUINN EWERS' NFL REGULAR SEASON PASSING/RUSHING STATISTICS

| DATE | TEAM | GP | GS | PASSING | | | | | | | | | | | RUSHING | | | | |
|--------|-------|----|----|---------|------|------|-----|------|----|------|----|----|-----|------|---------|------|------|----|----|
| | | | | ATT. | CMP. | PCT. | YDS | AVG. | TD | INT. | LG | SK | LST | RATE | NO. | YDS. | AVG. | LG | TD |
| 2025 | Miami | 0 | 0 | 0 | 0 | 0.0 | 0 | 0.0 | 0 | 0 | 0 | 0 | 0 | 0.0 | 0 | 0 | 0.0 | 0 | 0 |
| TOTALS | | 0 | 0 | 0 | 0 | 0.0 | 0 | 0.0 | 0 | 0 | 0 | 0 | 0 | 0.0 | 0 | 0 | 0.0 | 0 | 0 |

2025 GAME-BY-GAME REGULAR-SEASON STATISTICS (MIAMI)

| DATE | OPPONENT | P/S | PASSING | | | | | | | | | | | RUSHING | | | | | SCORE |
|-------------|-----------------|-----|---------|-----|-----|-----|-----|-----|----------------|-----|----|-------|------|---------|-----|----|----|-----|-------|
| | | | ATT | CMP | YDS | PCT | Y/A | Y/C | TD | INT | LG | SK/YD | RATE | ATT | YDS | LG | TD | W/L | |
| 09/07 | at Indianapolis | | | | | | | | INACTIVE - QB3 | | | | | | | | | L | 8-33 |
| 09/14 | New England | | | | | | | | INACTIVE - QB3 | | | | | | | | | L | 27-33 |
| 09/18 | at Buffalo | | | | | | | | INACTIVE - QB3 | | | | | | | | | L | 21-31 |
| 09/29 | N.Y. Jets | | | | | | | | INACTIVE - QB3 | | | | | | | | | W | 27-21 |
| 10/05 | at Carolina | | | | | | | | INACTIVE - QB3 | | | | | | | | | L | 24-27 |
| 2025 TOTALS | | 0-0 | 0 | 0 | 0 | 0.0 | 0.0 | 0.0 | 0 | 0 | 0 | 0/0 | 0.0 | 0 | 0 | 0 | 0 | 1-4 | |



29 MINKAH FITZPATRICK

SAFETY // 6'1" // 207 // ALABAMA '18

ACQUIRED: T, '25 (PIT.)

HOMETOWN: OLD BRIDGE, N.J. // BORN: 11/17/96

NFL SEASON: EIGHTH SEASON // DOLPHINS SEASON: THIRD SEASON



NFL CAREER

TRANSACTIONS:

- Traded from Pittsburgh to Miami on June 30, 2025.
- Traded from Miami to Pittsburgh on Sept. 17, 2019.
- 1st-round pick (11th overall) by Miami in the 2018 NFL Draft.

CAREER HONORS

- 2024 Pro Bowl selection.
- 2024 Bart Starr Award.
- No. 79 on the NFL Network Top 100 list in 2024.
- 2023 Pro Bowl selection.
- No. 18 on the NFL Network Top 100 list in 2023.
- 2022 1st-team All-Pro.
- 2022 PFWA All-NFL.
- 2022 PFWA All-AFC.
- 2022 Pro Bowl selection.
- AFC Defensive Player of the Week (at Cincinnati, 9/11/22).
- No. 52 on the NFL Network Top 100 list in 2021.
- 2020 PFWA All-NFL.
- 2020 PFWA All-AFC.
- 2020 Pro Bowl selection.
- No. 35 on the NFL Network Top 100 list in 2020.
- 2019 1st-team All-Pro.
- 2019 PFWA All-NFL.
- 2019 PFWA All-AFC.
- 2019 Pro Bowl selection.

CAREER HIGHLIGHTS:

- Played in 111 career games with 106 starts.
- 635 tackles (418 solo), 21 interceptions, 57 passes defended, 5 forced fumbles and 6 fumble recoveries; 4 interceptions returned for a TD; 1 fumble return for a TD.
- 6 special teams tackles (4 solo).
- His five defensive TDs are tied for the most in the NFL since entering the league in 2018.
- His 21 interceptions are tied for the 7th-most since entering the league in 2018:

MOST INTERCEPTIONS (SINCE 2018)

| PLAYER | TEAMS | INTs |
|-----------------------|----------------|------|
| 1. Justin Simmons | Den./Atl. | 28 |
| 2. J.C. Jackson | NE/LAC | 26 |
| 3. Tyrann Mathieu | Hou./KC/NO | 25 |
| Xavier Howard | Mia./Ind. | 25 |
| 5. Jessie Bates III | Cin./Atl. | 24 |
| Kevin Byard | Ten./Phi./Chi. | 24 |
| 7. MINKAH FITZPATRICK | MIA./PIT. | 21 |
| Quandre Diggs | Det./Sea./Ten. | 21 |
| 9. Harrison Smith | Min. | 20 |
| Kenny Moore II | Ind. | 20 |
| Trevon Diggs | Dal. | 20 |
| Donte Jackson | Car./Pit./LAC | 20 |
| Kerby Joseph | Det. | 20 |

- His 635 career tackles are the 6th-most by a defensive back in the NFL since 2018:

MOST TACKLES AMONG DEFENSIVE BACKS (SINCE 2018)

| PLAYER | TEAMS | SOLO | ASST | TOT |
|-----------------------|----------------|------|------|-----|
| 1. Budda Baker | Ari. | 578 | 281 | 859 |
| 2. Kevin Byard | Ten./Phi./Chi. | 499 | 246 | 745 |
| 3. Jessie Bates III | Cin./Atl. | 488 | 249 | 735 |
| 4. Jordan Poyer | Buf./Mia. | 451 | 222 | 672 |
| 5. Harrison Smith | Min. | 455 | 190 | 645 |
| 6. MINKAH FITZPATRICK | MIA./PIT. | 418 | 217 | 635 |
| 7. Derwin James Jr. | LAC | 407 | 220 | 627 |
| 8. Xavier Woods | Dal./Min./Car. | 385 | 211 | 596 |
| 9. Justin Reid | Hou./KC/NO | 425 | 158 | 583 |
| 10. Vonn Bell | NO/Cin./Car. | 371 | 210 | 581 |

- His 6 interceptions in 2022 were tied for the most in the NFL:

MOST INTERCEPTIONS (2022)

| PLAYER | TEAM | INTs |
|-----------------------|------|------|
| 1. MINKAH FITZPATRICK | PIT. | 6 |
| C.J. Gardner-Johnson | Phi. | 6 |
| Justin Simmons | Den. | 6 |
| Riq Woolen | Sea. | 6 |
| 5. Jaire Alexander | GB | 5 |
| Tashaun Gipson | SF | 5 |
| Patrick Peterson | Min. | 5 |
| Harrison Smith | Min. | 5 |
| Jalen Pitre | Hou. | 5 |
| DaRon Bland | Dal. | 5 |

- His 79 tackles in 2018 were 10th among NFL rookies.

2025 (MIAMI):

- Started 5 games.
- 29 tackles (20 solo), 1 interception, 3 passes defended and 1 fumble recovery.
- 4 special teams tackles (2 solo).

AT INDIANAPOLIS (9/7): 8 tackles (5 solo) and 1 pass defended; 1 solo special teams tackle.

VS. NEW ENGLAND (9/14): 7 tackles (4 solo); 1 assisted special teams tackle.

AT BUFFALO (9/18): 4 tackles (3 solo); 1 solo special teams tackle.

VS. N.Y. JETS (9/29): 2 solo tackles, 1 pass defended and 1 fumble recovery.

- Recovered a RB Braelon Allen fumble, which was forced by CB Jack Jones, at the Miami 4-yard line on the Jets' first offensive possession of the game.

AT CAROLINA (10/5): 8 tackles (6 solo), 1 interception and 1 pass defended; 1 assisted special teams tackle.

- Intercepted a pass from QB Bryce Young and returned it 6 yards to the Carolina 49-yard line with 14:01 remaining in the 2nd quarter.

2024 (PITTSBURGH):

- Started all 17 games.
- 96 tackles (62 solo), 1 interception, 4 passes defended and 1 forced fumble.

VS. DALLAS (10/6): 10 tackles (8 solo) and 1 pass



defended.

AT CLEVELAND (11/21): 3 solo tackles and 1 forced fumble.

- Forced TE Jordan Akins to fumble but was recovered by Cleveland.

AT BALTIMORE (12/21): 6 tackles (2 solo), 1 interception and 2 passes defended.

- Intercepted QB Lamar Jackson in the red zone and returned it 25 yards with 14:08 left in the game.

POSTSEASON:

AFC WILD CARD AT BALTIMORE (1/11): 9 tackles (5 solo).

PRO BOWL:

- Selected to the Pro Bowl for the 5th time in his career and 3rd consecutive year.

HONORS:

- Bart Starr Award.
- No. 79 on the NFL Network Top 100 list in 2024.

2023 (PITTSBURGH):

- Started 10 games.
- Inactive for 7 games.
- 64 tackles (43 solo) and 3 passes defended.

VS. CLEVELAND (9/18): 6 tackles (5 solo) and 2 passes defended.

AT LAS VEGAS (9/24): 11 tackles (7 solo).

AT HOUSTON (10/1): 11 tackles (7 solo).

AT L.A. RAMS (10/22): 11 tackles (6 solo).

POSTSEASON:

AFC WILD CARD AT BUFFALO (1/15): 10 tackles (5 solo).

PRO BOWL:

- Selected to the Pro Bowl for the 4th time in his career.

HONORS:

- No. 18 on the NFL Network Top 100 list.

2022 (PITTSBURGH):

- Started 15 games.
- Inactive for 2 games.
- 96 tackles (56 solo), 6 interceptions and 11 passes defended; 1 interception returned for a TD.
- His 6 interceptions were tied for the most in the NFL.

AT CINCINNATI (9/11): 14 tackles (10 solo), 1 interception and 1 pass defended; 1 interception returned for a TD.

- Intercepted QB Joe Burrow and returned it 31 yards for a TD in the 1st quarter.

VS. NEW ENGLAND (9/18): 6 tackles (2 solo), 1 interception and 1 pass defended.

- Picked off QB Mac Jones and returned it 13 yards in the 1st quarter.

VS. N.Y. JETS (10/2): 8 tackles (5 solo), 1 interception and 2 passes defended.

- Intercepted QB Zach Wilson and returned it 34 yards to set up a Pittsburgh TD with 8:45 remaining in the 3rd quarter.

AT ATLANTA (12/4): 7 tackles (5 solo), 1 interception and 1 pass defended.

- Intercepted QB Marcus Mariota and returned it 16 yards with 0:42 remaining to seal Pittsburgh's victory.

AT BALTIMORE (1/1): 9 tackles (4 solo), 1 interception and 1 pass defended.

- Intercepted QB Tyler Huntley with 0:20 left in the game, securing the Steelers' win.

PRO BOWL:

- Selected to the Pro Bowl for the 3rd time in his career.

HONORS:

- 1st-team All-Pro.
- PFWA All-NFL.
- PFWA All-AFC.
- AFC Defensive Player of the Week (at Cincinnati, 9/11).

2021 (PITTSBURGH):

- Started 16 games.
- Missed 1 game on the Reserve/COVID-19 list.
- 124 tackles (84 solo), 2 interceptions, 7 passes defended, 1 forced fumble and 1 fumble recovery.

VS. SEATTLE (10/17): 9 tackles (7 solo) and 1 forced fumble.

- Forced RB DeeJay Dallas to fumble but was recovered by Seattle.

AT CINCINNATI (11/28): 9 tackles (5 solo), 1 interception and 1 pass defended.

- Intercepted QB Joe Burrow and returned it 18 yards with 0:50 remaining in the 2nd quarter.

VS. BALTIMORE (12/5): 9 tackles (7 solo), 1 interception and 1 pass defended.

- Intercepted QB Lamar Jackson in the end zone on Baltimore's opening possession.

VS. TENNESSEE (12/19): 14 tackles (12 solo) and 1 fumble recovery.

- Recovered a TE Anthony Firkser fumble, setting up a scoring drive for Pittsburgh in the 2nd quarter.

POSTSEASON:

AFC WILD CARD AT KANSAS CITY (1/15): 6 tackles (5 solo).

HONORS:

- No. 52 on the NFL Network Top 100 list.

2020 (PITTSBURGH):

- Started all 16 games.
- 79 tackles (60 solo), 4 interceptions, 11 passes defended, 1 forced fumble and 1 fumble recovery;
- 1 interception returned for a TD.

VS. CLEVELAND (10/18): 1 assisted tackle, 1 interception and 1 pass defended; 1 interception returned for a TD.

- Intercepted QB Baker Mayfield and returned it 33 yards for a TD in the 1st quarter.

AT DALLAS (11/8): 6 tackles (5 solo), 1 interception, 2 passes defended and 1 fumble recovery.

- Recovered a fumble by WR CeeDee Lamb with 1:03 left in the 1st half.
- Intercepted QB Garrett Gilbert and returned it 7 yards with 11:54 remaining in the game.



AT JACKSONVILLE (11/22): 5 tackles (3 solo), 2 interceptions and 2 passes defended.

- Intercepted QB Jake Luton and returned it 37 yards to set up a Steelers scoring drive with 3:09 remaining in the 1st half.
- Intercepted QB Jake Luton with 6:05 left in the game.

POSTSEASON:

AFC WILD CARD VS. CLEVELAND (1/15): 6 tackles (4 solo).

PRO BOWL:

- Selected to the Pro Bowl for the 2nd time in his career.

HONORS:

- 1st-team All-Pro.
- PFWA All-NFL.
- PFWA All-AFC.
- No. 35 on the NFL Network Top 100 list.

2019 (MIAMI/PITTSBURGH):

- Started 14 games with Pittsburgh.
- 57 tackles (36 solo), 5 interceptions, 9 passes defended, 1 forced fumble and 2 fumble recoveries; 1 interception returned for a TD with Pittsburgh.
- Traded to Pittsburgh on Sept. 17.
- Started 2 games with Miami.
- 11 tackles (7 solo), 1 forced fumble and 1 fumble recovery with Miami.
- 1 solo special teams tackle with Miami.

VS. NEW ENGLAND (9/15): 6 tackles (4 solo), 1 forced fumble and 1 fumble recovery.

- Stripped RB Sony Michel of the ball in the 4th quarter and recovered the fumble.
- It was his 1st career forced fumble and fumble recovery.

AT SAN FRANCISCO (9/22): 5 tackles (4 solo), 1 interception, 1 pass defended and 1 forced fumble.

- Intercepted QB Jimmy Garoppolo and returned it 14 yards in the 1st quarter.
- Forced RB Raheem Mostert to fumble which was recovered by LB Devin Bush in the 2nd quarter.

VS. MIAMI (10/28): 2 tackles (1 solo), 2 interceptions and 2 passes defended.

- Intercepted QB Ryan Fitzpatrick and returned it 6 yards with 1:22 remaining in the 2nd quarter.
- Intercepted QB Ryan Fitzpatrick with 11:14 left in the 3rd quarter.

VS. INDIANAPOLIS (11/3): 7 tackles (4 solo), 1 interception and 1 pass defended; 1 interception returned for a TD.

- Intercepted QB Brian Hoyer and returned it 96 yards for a touchdown.
- The 96-yard interception return TD was the 2nd-longest interception return TD in Steelers history.

PRO BOWL:

- Selected to the Pro Bowl for the 1st time in his career.

HONORS:

- 1st-team All-Pro.
- PFWA All-NFL.
- PFWA All-AFC.

2018 (MIAMI):

- Played in all 16 games with 11 starts.

- 79 tackles (50 solo), 2 interceptions and 9 passes defended; 1 interception return for a TD.
- 1 special teams tackle.
- His 79 tackles were 10th among NFL rookies.

AT NEW ENGLAND (9/30): 10 tackles (4 solo), 1 interception and 2 passes defended.

- Picked off QB Tom Brady and returned it 14 yards in the 4th quarter for his 1st career interception.

VS. NEW ENGLAND (12/9): 7 tackles (6 solo).

- Started at CB for an injured CB Xavien Howard.

AT MINNESOTA (12/16): 6 solo tackles, 1 interception and 2 passes defended.

- Intercepted QB Kirk Cousins and returned it 50 yards for a TD in the 2nd quarter.
- It was his 2nd career interception and 1st career pick-six.
- Started at CB for an injured CB Xavien Howard.

BEFORE THE NFL

COLLEGE (ALABAMA):

- 3-year starter (2015-17).

CAREER: Played in 42 games with 38 starts; 171 tackles (109 solo), 4.5 sacks, 9 interceptions, 35 passes defended and 2 forced fumbles; 1 kickoff return for 39 yards; 1 blocked field goal and 1 blocked punt.

JUNIOR (2017): Started 13 games; 60 tackles (38 solo), 1.5 sacks, 1 interception, 9 passes defended and 1 forced fumble; 1 kickoff return for 39 yards; 1 blocked field goal.

- Won the Chuck Bednarik Award – the 1st draft pick in Dolphins history to win the award.
- Won the Jim Thorpe Award.
- Became just the 3rd player in NCAA history to win both the Bednarik and Thorpe Awards, joining Charles Woodson and Patrick Peterson.
- Unanimous 1st-team All-American.
- 1st-team All-SEC.
- Finalist for the Jason Witten Collegiate Man of the Year.
- Finalist for the Lombardi Award.
- Finalist for the Bronko Nagurski Trophy.
- Finalist for the Lott IMPACT Trophy.
- Helped his team win the College Football Playoff National Championship.
- Voted a team captain.

SOPHOMORE (2016): Started all 15 games; 66 tackles (41 solo), 1 sack, 6 interceptions, 13 passes defended and 1 forced fumble.

- 1st-team All-American.
- 1st-team All-SEC.
- Semifinalist for the Jim Thorpe Award.
- His 6 interceptions were 7th in FBS.

TRUE FRESHMAN (2015): Played in 14 games with 10 starts; 45 tackles (30 solo), 2 sacks, 2 interceptions and 13 passes defended; 1 blocked punt.

- Freshman All-American.
- SEC All-Freshman Team.
- Helped his team win the College Football Playoff National Championship.

HIGH SCHOOL (ST. PETER'S PREP – JERSEY CITY, N.J.)

- Also ran track.

SENIOR (2014): 60 tackles and 3 interceptions.



- All-American.

JUNIOR (2013): 62 tackles, 4 interceptions and 25 passes defended.

- 1st-team all-state.
- 1st-team all-county.

SOPHOMORE (2012): 2 interceptions and 14 passes defended.

OFF THE FIELD

COMMUNITY:

- Raised \$59,000 for KidsVoice through his Unshackled Foundation tackle campaign in 2023.
- Partnered with UMPC Children's Hospital to host a holiday party and provide groceries and gift cards to local families.
- Hosted a bike giveaway for 35 children – including helmets and shoes – through KidsVoice.
- Participated in a 2018 Football Unites cultural tour.

PERSONAL:

- **MAJOR:** Human performance exercise science.

MINKAH FITZPATRICK'S NFL REGULAR SEASON DEFENSIVE STATISTICS

| DATE | TEAM | GP | GS | TK | S | A | TACKLES | | | | QBH | INTERCEPTIONS | | | | O. FUMB | | | TK | ST | FR | MISC | | | | |
|------------|------------|-----|-----|-----|-----|-----|---------|-----|-----|-----|-----|---------------|-----|-----|-----|---------|----|----|----|----|----|------|----|-----|---|---|
| | | | | | | | TFL | YDS | SK | YDS | | NO | YDS | LG | TD | PD | FF | FR | | | | | TD | YDS | | |
| 2018 | Miami | 16 | 11 | 79 | 50 | 29 | 2 | 5 | 0.0 | 0.0 | 0 | 0 | 2 | 64 | 50t | 1 | 9 | 0 | 0 | 0 | 1 | 1 | 0 | 0 | 0 | 0 |
| 2019 | Miami | 2 | 2 | 11 | 7 | 4 | 0 | 0 | 0.0 | 0.0 | 0 | 0 | 0 | 0 | 0 | 0 | 1 | 1 | 0 | 0 | 1 | 1 | 0 | 0 | 0 | 0 |
| 2019 | Pittsburgh | 14 | 14 | 57 | 36 | 21 | 1 | 1 | 0.0 | 0.0 | 1 | 5 | 130 | 96t | 1 | 9 | 1 | 2 | 1 | 79 | 0 | 0 | 0 | 0 | 0 | 0 |
| 2019 | TOTAL | 16 | 16 | 68 | 43 | 25 | 1 | 1 | 0.0 | 0.0 | 1 | 5 | 130 | 96t | 1 | 9 | 2 | 3 | 1 | 79 | 1 | 1 | 0 | 0 | 0 | 0 |
| 2020 | Pittsburgh | 16 | 16 | 79 | 60 | 19 | 1 | 1 | 0.0 | 0.0 | 0 | 4 | 77 | 37 | 1 | 11 | 1 | 1 | 0 | -1 | 0 | 0 | 0 | 0 | 0 | 0 |
| 2021 | Pittsburgh | 16 | 16 | 124 | 84 | 40 | 1 | 1 | 0.0 | 0.0 | 0 | 2 | 18 | 18 | 0 | 7 | 1 | 1 | 0 | -1 | 0 | 0 | 0 | 0 | 0 | 0 |
| 2022 | Pittsburgh | 15 | 15 | 96 | 56 | 40 | 1 | 4 | 0.0 | 0.0 | 1 | 6 | 94 | 34 | 1 | 11 | 0 | 0 | 0 | 0 | 0 | 0 | 0 | 0 | 0 | 0 |
| 2023 | Pittsburgh | 10 | 10 | 64 | 43 | 21 | 1 | 1 | 0.0 | 0.0 | 0 | 0 | 0 | 0 | 0 | 3 | 0 | 0 | 0 | 0 | 0 | 0 | 0 | 0 | 0 | 0 |
| 2024 | Pittsburgh | 17 | 17 | 96 | 62 | 34 | 1 | 3 | 0.0 | 0.0 | 0 | 1 | 25 | 25 | 0 | 4 | 1 | 0 | 0 | 0 | 0 | 0 | 0 | 0 | 0 | 0 |
| 2025 | Miami | 5 | 5 | 29 | 20 | 9 | 0 | 0 | 0.0 | 0.0 | 0 | 1 | 7 | 7 | 0 | 3 | 0 | 1 | 0 | 0 | 4 | 2 | 2 | 0 | 0 | 0 |
| NFL TOTALS | | 111 | 106 | 635 | 418 | 217 | 8 | 16 | 0.0 | 0.0 | 2 | 21 | 415 | 96t | 4 | 57 | 5 | 6 | 1 | 77 | 6 | 4 | 2 | 0 | 0 | 0 |

MINKAH FITZPATRICK'S NFL POSTSEASON DEFENSIVE STATISTICS

| DATE | TEAM | GP | GS | TK | S | A | TACKLES | | | | QBH | INTERCEPTIONS | | | | | O. FUMB | | | ST | | | MISC | | | |
|------------|------------|----|----|----|----|----|---------|-----|-----|-----|-----|---------------|-----|----|----|----|---------|----|----|-----|----|---|------|----|----|---|
| | | | | | | | TFL | YDS | SK | YDS | | NO | YDS | LG | TD | PD | FF | FR | TD | YDS | TK | S | A | FF | FR | S |
| 2020 | Pittsburgh | 1 | 1 | 6 | 4 | 2 | 0 | 0 | 0.0 | 0.0 | 0 | 0 | 0 | 0 | 0 | 0 | 0 | 0 | 0 | 0 | 0 | 0 | 0 | 0 | 0 | 0 |
| 2021 | Pittsburgh | 1 | 1 | 6 | 5 | 1 | 0 | 0 | 0.0 | 0.0 | 0 | 0 | 0 | 0 | 0 | 0 | 0 | 0 | 0 | 0 | 0 | 0 | 0 | 0 | 0 | 0 |
| 2023 | Pittsburgh | 1 | 1 | 10 | 5 | 5 | 1 | 4 | 0 | 0.0 | 0.0 | 0 | 0 | 0 | 0 | 0 | 0 | 0 | 0 | 0 | 0 | 0 | 0 | 0 | 0 | 0 |
| 2024 | Pittsburgh | 1 | 1 | 9 | 5 | 4 | 0 | 0 | 0.0 | 0.0 | 0 | 0 | 0 | 0 | 0 | 0 | 0 | 0 | 0 | 0 | 0 | 0 | 0 | 0 | 0 | 0 |
| NFL TOTALS | | 4 | 4 | 31 | 19 | 12 | 1 | 4 | 0 | 0.0 | 0.0 | 0 | 0 | 0 | 0 | 0 | 0 | 0 | 0 | 0 | 0 | 0 | 0 | 0 | 0 | 0 |

SINGLE-GAME HIGHS: DEFENSIVE

Total Tackles

14 at Cincinnati, Sep 11, 2022
...1 more at 14.

Solo Tackles

12 vs. Tennessee, Dec 19, 2021

Passes Defended

2 at Baltimore, Dec 21, 2024
...10 more at 2.

Forced Fumbles

1 at Cleveland, Nov 21, 2024
...4 more at 1.

Fumble Recoveries

1 vs. N.Y. Jets, Sep 29, 2025
...5 more at 1.

Tackles For Loss

1 at Philadelphia, Dec 15, 2024
...7 more at 1.

Interceptions

2 at Jacksonville, Nov 22, 2020
...1 more at 2.

Interception Return Yards

96 vs. Indianapolis, Nov 03, 2019

Special Teams Tackles

1 at Buffalo, Sep 18, 2025
...4 more at 1.

Longest Opp Fumble Return

43 vs. L.A. Rams, Nov 10, 2019



40 WILLIE GAY JR.

LINEBACKER // 6'1" // 246 // MISSISSIPPI STATE '20

ACQUIRED: UFA, '25 (NO)

HOMETOWN: STARKVILLE, MISS. // BORN: 02/15/98

NFL SEASON: SIXTH SEASON // DOLPHINS SEASON: FIRST SEASON



2022, 2023

NFL CAREER

TRANSACTIONS:

- Signed by Miami as an unrestricted free agent from New Orleans on March 21, 2025.
- Signed by New Orleans on March 13, 2024.
- 2nd-round pick (63rd overall) by Kansas City in the 2020 NFL Draft.

CAREER HIGHLIGHTS:

- Played in 77 career games with 56 starts.
- 256 tackles (165 solo), 7.0 sacks, 4 interceptions, 22 passes defended, 3 forced fumbles and 6 fumble recoveries; 1 interception returned for a TD.
- 8 special teams tackles (5 solo).
- Started 9 postseason games with Kansas City.
- Won Super Bowl LVII and LVIII with Kansas City.

2025 (MIAMI):

- Played in 5 games with 1 start.
- 3 tackles (1 solo).

VS. NEW ENGLAND (9/14): 3 tackles (1 solo).

2024 (NEW ORLEANS):

- Played in 15 games with 8 starts.
- Inactive for 2 games.
- 22 tackles (16 solo), 2.0 sacks, 3 passes defended, 1 forced fumble and 2 fumble recoveries.
- 6 special teams tackles (3 solo).

VS. PHILADELPHIA (9/22): 3 solo tackles and 1 fumble recovery; 1 solo special teams tackle.

- Recovered a QB Jalen Hurts fumble forced by DE Carl Granderson and returned it 4 yards in the 2nd quarter.

VS. TAMPA BAY (10/13): 4 tackles (3 solo), 1.0 sack and 3 passes defended.

- Sacked QB Baker Mayfield for a loss of 8 yards to force a 3rd-and-9 in the 3rd quarter.

VS. DENVER (10/17): 2 tackles (1 solo), 1 forced fumble and 1 fumble recovery.

- Forced RB Audric Estime to fumble and recovered it at the Denver 48-yard line in the 4th quarter.

2023 (KANSAS CITY):

- Played in 16 games with 15 starts.
- Dressed but did not play in 1 game.
- 58 tackles (44 solo), 1.0 sack, 1 interception, 4 passes defended, 1 forced fumble and 3 fumble recoveries.

VS. DENVER (10/12): 6 tackles (5 solo), 1 pass defended and 1 fumble recovery.

- Recovered a RB Samaje Perine fumble forced by CB Trent McDuffie with 1:50 left in the game, sealing a victory for Kansas City.

VS. L.A. CHARGERS (10/22): 5 tackles (3 solo), 1.0 sack and 1 pass defended.

- Sacked QB Justin Herbert for a loss of 13 yards to force a 3rd-and-21 with 2:40 remaining in the 1st quarter.

AT NEW ENGLAND (12/17): 2 solo tackles, 1 interception and 1 pass defended.

- Intercepted QB Bailey Zappe and returned it 24 yards to the New England 6-yard line in the 3rd quarter, setting up a Chiefs TD on the next drive.

POSTSEASON:

AFC WILD CARD VS. MIAMI (1/13): 2 tackles and 1 pass defended.

AFC DIVISIONAL AT BUFFALO (1/21): 3 tackles (2 solo).

AFC CHAMPIONSHIP AT BALTIMORE (1/28): Inactive.

SUPER BOWL LVIII VS. SAN FRANCISCO (2/11): 4 tackles (3 solo).

2022 (KANSAS CITY):

- Started 13 games.
- Missed 4 games on the Reserve/Suspended list.
- 88 tackles (51 solo), 2.5 sacks, 1 interception, 8 passes defended and 1 fumble recovery; 1 interception returned for a TD.

AT SAN FRANCISCO (10/23): 8 tackles (4 solo) and a 0.5 sack.

- Split a sack of QB Jimmy Garoppolo with CB L'Jarius Sneed for a loss of 4 yards to force a 3rd-and-19 in the 2nd quarter.

AT L.A. CHARGERS (11/20): 11 tackles (7 solo) and 1.0 sack.

- Sacked QB Justin Herbert for a loss of 6 to force a 3rd-and-18 with 4:32 left in the game.

AT DENVER (12/11): 5 solo tackles, 1 interception and 1 pass defended; 1 interception returned for a TD

- Intercepted QB Russell Wilson and returned it 47 yards for a TD with 7:16 remaining in the 2nd quarter.
- It was his 1st career TD.

POSTSEASON:

AFC DIVISIONAL VS. JACKSONVILLE (1/21): Played but did not record any stats.

AFC CHAMPIONSHIP VS. CINCINNATI (1/28): 1 tackle and 0.5 sack.

- Split a sack of QB Joe Burrow with DE Frank Clark for a loss of 6 yards and forced a 3rd-and-13.

SUPER BOWL LVII VS. PHILADELPHIA (2/11): 8 tackles (6 solo).

2021 (KANSAS CITY):

- Played in 12 games with 11 starts.
- Missed the first 4 games of the season after being placed on injured reserve on Sept. 2 and activated on



Oct. 9.

- Missed 1 game on the Reserve/COVID-19 list.
- 48 tackles (26 solo), 0.5 sack, 2 interceptions and 4 passes defended.

AT TENNESSEE (10/24): 2 tackles, 1 interception and 1 pass defended.

- Intercepted QB Ryan Tannehill on 3rd-and-2 with 3:46 remaining in the 3rd quarter.
- It was his 1st career interception.

VS. N.Y. GIANTS (11/1): 9 tackles (5 solo), 1 interception and 1 pass defended.

- Intercepted QB Daniel Jones and returned it 13 yards to the New York 13-yard line, setting up a WR Tyreek Hill TD on the ensuing drive.
- Became the first Kansas City LB to record an interception in consecutive games since Derrick Johnson in 2013.

VS. DENVER (12/5): 8 tackles (4 solo), 0.5 sack and 1 pass defended.

- Split a sack of QB Teddy Bridgewater with LB Melvin Ingram III for a loss of 7 yards on 3rd-and-2, forcing the Broncos to punt on their opening possession.

POSTSEASON:

AFC WILD CARD VS. PITTSBURGH (1/16): 2 tackles and 1 forced fumble.

- Forced RB Najee Harris to fumble and was recovered by DE Frank Clark, leading to a WR Tyreek Hill TD on the ensuing possession.

AFC DIVISIONAL VS. BUFFALO (1/23): 4 tackles (2 solo).

AFC CHAMPIONSHIP VS. CINCINNATI (1/30): 5 tackles (3 solo) and 2 passes defended.

2020 (KANSAS CITY):

- Played in all 16 games with 8 starts.
- 37 tackles (27 solo), 1.0 sack, 3 passes defended and 1 forced fumble.
- 2 solo special teams tackles.

VS. HOUSTON (9/10): 1 solo special teams tackle.

- Made his NFL debut.

VS. NEW ENGLAND (10/5): 2 tackles (1 solo).

- Made his 1st NFL start.

VS. LAS VEGAS (10/11): 6 tackles (5 solo) and 1.0 sack.

- Sacked QB Derek Carr for a loss of 1 with 10:18 remaining in the 1st quarter.
- It was his 1st career sack.

VS. ATLANTA (12/27): 9 tackles (7 solo) and 1 forced fumble.

- Forced WR Brandon Powell to fumble and was recovered by LB Darius Harris with 10:50 left in the game.
- It was his 1st career forced fumble.

POSTSEASON:

AFC DIVISIONAL VS. CLEVELAND (1/17): Inactive.

AFC CHAMPIONSHIP VS. BUFFALO (1/24): Inactive.

SUPER BOWL LV VS. TAMPA BAY (2/7): On injured reserve.

BEFORE THE NFL

COLLEGE (MISSISSIPPI STATE):

- 3-year letterman (2017-19).

CAREER: Played in 31 games with 6 starts; 99 tackles (46 solo), 6.0 sacks, 3 interceptions, 7 passes defended, 2 forced fumbles and 3 fumble recoveries; 1 interception returned for a TD.

JUNIOR (2019): Played in 5 games; 28 tackles (18 solo), 1 interception, 1 pass defended, 1 forced fumble and 2 fumble recoveries; 1 interception returned for a TD.

- Had a 52-yard interception return for a TD against Kentucky in his first play of the season.

SOPHOMORE (2018): Played in all 13 games with 6 starts; 48 tackles (20 solo), 5.0 sacks, 2 interceptions, 1 pass defended and 1 fumble recovery.

- Helped the Bulldogs to the No. 1 ranked defense in the NCAA.

TRUE FRESHMAN (2017): Played in all 13 games; 23 tackles (8 solo), 1.0 sack, 2 passes defended and 1 forced fumble.

HIGH SCHOOL (STARKVILLE HS – STARKVILLE, MISS.)

- Played linebacker.

SENIOR (2016): 83 tackles, 1.0 sack, 9 tackles for loss and 1 interception; 565 rushing yards and 9 TDs.

- Mississippi 6A Defensive Player of the Year.
- Played quarterback for the final 2 games of the season, helping his team make a playoff push.
- Played in the U.S. Army All-American Bowl.

JUNIOR (2015): 84 tackles, 6.0 sacks 17 tackles for loss and 4 interceptions.

- Led team to state championship.
- 2nd-team all-state.

OFF THE FIELD

COMMUNITY:

2024:

- Held his 1st annual free Juiceman Youth Camp for more than 200 children in June in his hometown of Starkville, Miss.

PERSONAL:

- **MAJOR:** Psychology.
- Owns a farm in Starkville, Miss.



WILLIE GAY JR.'S NFL REGULAR SEASON DEFENSIVE STATISTICS

| DATE | TEAM | GP | GS | TACKLES | | | | | | | INTERCEPTIONS | | | | | | O. FUMB | | | ST | | | MISC | | | | |
|------------|-------------|----|----|---------|-----|----|-----|-----|-----|------|---------------|----|-----|----|----|----|---------|----|----|-----|----|---|------|----|----|---|---|
| | | | | TK | S | A | TFL | YDS | SK | YDS | QBH | NO | YDS | LG | TD | PD | FF | FR | TD | YDS | TK | S | A | FF | FR | S | A |
| 2020 | Kansas City | 16 | 8 | 37 | 27 | 10 | 3 | 9 | 1.0 | 1.0 | 1 | 0 | 0 | 0 | 0 | 3 | 1 | 0 | 0 | 0 | 2 | 2 | 0 | 0 | 0 | 0 | |
| 2021 | Kansas City | 12 | 11 | 48 | 26 | 22 | 1 | 0 | 0.5 | 3.5 | 1 | 2 | 14 | 13 | 0 | 4 | 0 | 0 | 0 | 0 | 0 | 0 | 0 | 0 | 0 | 0 | |
| 2022 | Kansas City | 13 | 13 | 88 | 51 | 37 | 9 | 24 | 2.5 | 8.0 | 4 | 1 | 47 | 47 | 1 | 8 | 0 | 1 | 0 | 0 | 0 | 0 | 0 | 0 | 0 | 0 | |
| 2023 | Kansas City | 16 | 15 | 58 | 44 | 14 | 4 | 25 | 1.0 | 13.0 | 3 | 1 | 24 | 24 | 0 | 4 | 1 | 3 | 0 | 1 | 0 | 0 | 0 | 0 | 0 | 0 | |
| 2024 | New Orleans | 15 | 8 | 22 | 16 | 6 | 2 | 15 | 2.0 | 8.0 | 1 | 0 | 0 | 0 | 0 | 3 | 1 | 2 | 0 | 4 | 6 | 3 | 3 | 0 | 0 | 0 | |
| 2025 | Miami | 5 | 1 | 3 | 1 | 2 | 1 | 6 | 0.0 | 0.0 | 0 | 0 | 0 | 0 | 0 | 0 | 0 | 0 | 0 | 0 | 0 | 0 | 0 | 0 | 0 | 0 | |
| NFL TOTALS | | 77 | 56 | 256 | 165 | 91 | 20 | 79 | 7.0 | 33.5 | 10 | 4 | 85 | 47 | 1 | 22 | 3 | 6 | 0 | 5 | 8 | 5 | 3 | 0 | 0 | 0 | 0 |

WILLIE GAY JR.'S NFL POSTSEASON DEFENSIVE STATISTICS

| DATE | TEAM | GP | GS | TACKLES | | | | | | | QBH | INTERCEPTIONS | | | | | O. FUMB | | | ST | | | | MISC | | |
|------------|-------------|----|----|---------|----|----|-----|-----|-----|-----|-----|---------------|-----|----|----|----|---------|----|----|-----|----|---|---|------|----|---|
| | | | | TK | S | A | TFL | YDS | SK | YDS | | NO | YDS | LG | TD | PD | FF | FR | TD | YDS | TK | S | A | FF | FR | S |
| 2020 | Kansas City | 0 | 0 | 0 | 0 | 0 | 0 | 0 | 0.0 | 0.0 | 0 | 0 | 0 | 0 | 0 | 0 | 0 | 0 | 0 | 0 | 0 | 0 | 0 | 0 | | |
| 2021 | Kansas City | 3 | 3 | 11 | 7 | 4 | 1 | 2 | 0.0 | 0.0 | 1 | 0 | 0 | 0 | 2 | 1 | 0 | 0 | 0 | 0 | 0 | 0 | 0 | 0 | | |
| 2022 | Kansas City | 3 | 3 | 9 | 6 | 3 | 2 | 2 | 0.5 | 3.0 | 1 | 0 | 0 | 0 | 0 | 0 | 0 | 0 | 0 | 0 | 0 | 0 | 0 | 0 | | |
| 2023 | Kansas City | 3 | 3 | 9 | 5 | 4 | 1 | 2 | 0.0 | 0.0 | 0 | 0 | 0 | 0 | 1 | 0 | 0 | 0 | 0 | 0 | 0 | 0 | 0 | 0 | | |
| NFL TOTALS | | 9 | 9 | 29 | 18 | 11 | 4 | 6 | 0.5 | 3.0 | 2 | 0 | 0 | 0 | 3 | 1 | 0 | 0 | 0 | 0 | 0 | 0 | 0 | 0 | | |

SINGLE-GAME HIGHS: DEFENSIVE

Total Tackles 11 at L.A. Chargers, Nov 20, 2022
...1 more at 11.

Solo Tackles 7 at L.A. Chargers, Nov 20, 2022
...1 more at 7.

Sacks 1.0 vs. Washington, Dec 15, 2024
...5 more at 1.0.

Passes Defensed 3 vs. Tampa Bay, Oct 13, 2024

Forced Fumbles 1 vs. Miami, Nov 05, 2023
...1 more at 1.

Fumble Recoveries 1 at Denver, Oct 29, 2023
...3 more at 1.


Tackles For Loss 2 at L.A. Chargers, Nov 20, 2022
...1 more at 2.

Interceptions 1 at New England, Dec 17, 2023
...3 more at 1.

Interception Return Yards 47 at Denver, Dec 11, 2022

Special Teams Tackles 1 at Tampa Bay, Nov 29, 2020
...1 more at 1.

Longest Opp Fumble Return 1 vs. Denver, Oct 12, 2023



53 CAMERON GOODE

LINEBACKER // 6'3" // 245 // CALIFORNIA '22

ACQUIRED: D7A, '22

HOMETOWN: SPRING, TEXAS // BORN: 04/15/98

NFL SEASON: THIRD SEASON // DOLPHINS SEASON: THIRD SEASON

NFL CAREER

TRANSACTIONS:

- Signed to Miami's active roster on Sept. 30, 2023.
- Signed to Miami's practice squad on Aug. 30, 2023.
- Waived by Miami on Aug. 29, 2023.
- Signed to Miami's practice squad on Aug. 31, 2022.
- Waived by Miami on Aug. 30, 2022.
- 7th-round pick (224th overall) by Miami in the 2022 NFL Draft.

CAREER HIGHLIGHTS:

- Played in 25 career games.
- 3 tackles (1 solo).
- 10 special teams tackles (4 solo).

2025 (MIAMI):

- Played in 5 games.
- 6 special teams tackles (2 solo).

2024 (MIAMI):

- Played in 3 games.
- Missed the first 14 games of the season after being placed on the Reserve/PUP list on Aug. 27 and activated on Dec. 21.
- 1 assisted special teams tackle.

2023 (MIAMI):

- Played in all 17 games.
- 3 tackles (1 solo).
- 3 special teams tackles (2 solo).

AT L.A. CHARGERS (9/10): Played but did not record any stats.

- Made his NFL debut.

AT KANSAS CITY IN FRANKFURT (11/5): 2 special teams tackles (1 solo)

VS. BUFFALO (1/7): 2 tackles (1 solo).

POSTSEASON:

- Missed the rest of the season after being placed on injured reserve on Jan. 9.

2022 (MIAMI):

- Spent the entire season on Miami's practice squad.

BEFORE THE NFL

COLLEGE (CALIFORNIA):

- 5-year letterman (2017-21) and 3-year starter.

CAREER: Started 37 games; 170 tackles (97 solo), 21.0 sacks, 2 interceptions, 12 passes defended, 2 forced fumbles and 2 fumble recoveries.

GRAD (2021): Started 11 games; 45 tackles (29 solo), 7.0 sacks, 1 fumble recovery and 4 passes defended.

- 2nd-team All-Pac-12.
- His 7.0 sacks were 2nd in the conference.

SENIOR (2020): Started all 4 games; 19 tackles (12 solo), 3.0 sacks, 1 fumble recovery and 1 pass defended.

JUNIOR (2019): Started 12 games; 57 tackles (33 solo), 9.5 sacks, 1 pass defended and 1 forced fumble.

- Pac-12 honorable mention.

SOPHOMORE (2018): Started 1 game; 3 solo tackles, 1 interception returned for a touchdown and 2 passes defended.

REDSHIRT FRESHMAN (2017): Started 9 games; 46 tackles (20 solo), 1.5 sacks, 1 interception returned for a touchdown, 4 passes defended, and 1 forced fumble.

- Redshirted in 2016.

HIGH SCHOOL (KLEIN COLLINS HS - SPRING, TEXAS)

SENIOR (2015):

- Led team to a region title.

JUNIOR (2014):

- Led team to an 11-2 overall record.

OFF THE FIELD

PERSONAL:

- **PRONUNCIATION:** Last name is pronounced GOOD.
- **MAJOR:** Legal studies with graduate certificates in entrepreneurship and business administration.

CAMERON GOODE'S NFL REGULAR SEASON DEFENSIVE STATISTICS

| DATE | TEAM | GP | GS | TK | S | A | TACKLES | | | | QBH | INTERCEPTIONS | | | | O. FUMB | | | | ST | | | | MISC | | | |
|------------|-------|----|----|----|---|---|---------|-----|-----|-----|-----|---------------|-----|----|----|---------|----|----|----|-----|----|---|---|------|----|---|---|
| | | | | | | | TFL | YDS | SK | YDS | | NO | YDS | LG | TD | PD | FF | FR | TD | YDS | TK | S | A | FF | FR | S | A |
| 2022 | Miami | 0 | 0 | 0 | 0 | 0 | 0 | 0 | 0 | 0.0 | 0 | 0 | 0 | 0 | 0 | 0 | 0 | 0 | 0 | 0 | 0 | 0 | 0 | 0 | 0 | 0 | 0 |
| 2023 | Miami | 17 | 0 | 3 | 1 | 2 | 0 | 0 | 0.0 | 0.0 | 0 | 2 | 0 | 0 | 0 | 0 | 0 | 0 | 0 | 0 | 3 | 2 | 1 | 0 | 0 | 0 | 0 |
| 2024 | Miami | 3 | 0 | 0 | 0 | 0 | 0 | 0 | 0.0 | 0.0 | 0 | 0 | 0 | 0 | 0 | 0 | 0 | 0 | 0 | 0 | 1 | 0 | 1 | 0 | 0 | 0 | 0 |
| 2025 | Miami | 5 | 0 | 0 | 0 | 0 | 0 | 0 | 0.0 | 0.0 | 0 | 0 | 0 | 0 | 0 | 0 | 0 | 0 | 0 | 0 | 6 | 2 | 4 | 0 | 0 | 0 | 0 |
| NFL TOTALS | | 25 | 0 | 3 | 1 | 2 | 0 | 0 | 0.0 | 0.0 | 2 | 0 | 0 | 0 | 0 | 0 | 0 | 0 | 0 | 0 | 10 | 4 | 6 | 0 | 0 | 0 | 0 |



CAMERON GOODE'S NFL POSTSEASON DEFENSIVE STATISTICS

| DATE | TEAM | GP | GS | TK | TACKLES | | | | | QBH | INTERCEPTIONS | | | | | O. FUMB | | | | YDS | ST | | | MISC | | |
|------------|-------|----|----|----|---------|---|-----|-----|-----|-----|---------------|-----|----|----|----|---------|----|----|-----|-----|----|---|----|------|---|---|
| | | | | | S | A | TFL | YDS | SK | YDS | NO | YDS | LG | TD | PD | FF | FR | TD | YDS | TK | S | A | FF | FR | S | A |
| 2022 | Miami | 0 | 0 | 0 | 0 | 0 | 0 | 0 | 0.0 | 0.0 | 0 | 0 | 0 | 0 | 0 | 0 | 0 | 0 | 0 | 0 | 0 | 0 | 0 | 0 | 0 | 0 |
| 2023 | Miami | 0 | 0 | 0 | 0 | 0 | 0 | 0 | 0.0 | 0.0 | 0 | 0 | 0 | 0 | 0 | 0 | 0 | 0 | 0 | 0 | 0 | 0 | 0 | 0 | 0 | 0 |
| NFL TOTALS | | 0 | 0 | 0 | 0 | 0 | 0 | 0 | 0.0 | 0.0 | 0 | 0 | 0 | 0 | 0 | 0 | 0 | 0 | 0 | 0 | 0 | 0 | 0 | 0 | 0 | 0 |

SINGLE-GAME HIGHS: DEFENSIVE

Special Teams Tackles

3 vs. New England, Sep 14, 2025



31 OLLIE GORDON II

RUNNING BACK // 6'2" // 225 // OKLAHOMA STATE '25

ACQUIRED: D6, '25

HOMETOWN: FORT WORTH, TEXAS // BORN: 01/15/04

NFL SEASON: ROOKIE SEASON // DOLPHINS SEASON: ROOKIE SEASON

NFL CAREER

TRANSACTIONS:

- 6th-round pick (179th overall) by Miami in the 2025 NFL Draft.

CAREER HIGHLIGHTS:

- Played in 5 career games.
- 21 carries for 58 yards (2.8 avg.) and 1 TD.
- 2 receptions for 4 yards (2.0 avg.)
- 1 miscellaneous fumble recovery.

2025 (MIAMI):

- Played in 5 games.
- 21 carries for 58 yards (2.8 avg.) and 1 TD.
- 2 receptions for 4 yards (2.0 avg.)
- 1 miscellaneous fumble recovery.

AT INDIANAPOLIS (9/7): 2 carries for 4 yards (2.0 avg.); 1 reception for -1 yard.

- Made his NFL debut.

AT BUFFALO (9/18): 9 carries for 38 yards (4.2 avg.) and 1 TD.

- Scored on a 2-yard run to give Miami a 7-0 lead with 8:31 remaining in the 1st quarter.

BEFORE THE NFL

COLLEGE (OKLAHOMA STATE):

- 3-year letterman (2022-24) and 2-year starter.
- His 1,732 rushing yards and 21 rushing touchdowns led the FBS in 2023.

CAREER: Played in 39 games with 27 starts; 537 carries for 2,920 yards (5.4 avg.) and 36 TDs; 80 receptions for 585 yards (7.3 avg.) and 4 TDs.

- Finished 6th in school history in rushing TDs.

JUNIOR (2024): Started all 12 games; 190 carries for 880 yards (4.6 avg.) and 13 TDs; 29 receptions for 179 yards (6.2 avg.) and 1 TD.

- All-Big 12 honorable mention.

SOPHOMORE (2023): Started all 14 games; 285 carries for 1,732 yards (6.1 avg.) and 21 TDs; 39 receptions for 330 yards (8.5 avg.) and 1 TD.

- Helped team to 10-4 record and a Texas Bowl victory.
- Doak Walker Award winner.
- Unanimous All-American.
- Big 12 Offensive Player of the Year.
- 1st-team All-Big 12.
- Finished 7th in Heisman Trophy voting.

TRUE FRESHMAN (2022): Played in all 13 games with 1 start; 62 carries for 308 yards (5.0 avg.) and 2 TDs; 12 receptions for 76 yards (6.3 avg.) and 2 TDs.

HIGH SCHOOL (TRINITY HS. - EULESS, TEXAS)

- Played running back and wide receiver.

SENIOR (2021): 257 carries for 2,546 yards (9.9 avg.) and 35 TDs.

- Led team to 11-2 record and state quarterfinals.
- 1st-team all-state.

JUNIOR (2020): 2,083 rushing yards and 28 TDs.

- 1st-team all-state.

OFF THE FIELD

PERSONAL:

- MAJOR:** Business.

OLLIE GORDON II'S NFL REGULAR SEASON RUSHING/RECEIVING STATISTICS

| DATE | TEAM | RUSHING | | | | | RECEIVING | | | | |
|------------|-------|---------|----|-----|------|------|-----------|----|-----|------|------|
| | | GP | GS | NO. | YDS. | AVG. | LG | TD | NO. | YDS. | AVG. |
| 2025 | Miami | 5 | 0 | 21 | 58 | 2.8 | 16 | 1 | 2 | 4 | 2.0 |
| NFL TOTALS | | 5 | 0 | 21 | 58 | 2.8 | 16 | 1 | 2 | 4 | 2.0 |

SINGLE-GAME HIGHS: RUSHING/RECEIVING

Rush Attempts
Rushing Yards
Rushing Average
Longest Runs
Rushing TDs

9 at Buffalo, Sep 18, 2025
38 at Buffalo, Sep 18, 2025
4.2 at Buffalo, Sep 18, 2025
16 at Buffalo, Sep 18, 2025
1 at Buffalo, Sep 18, 2025

Longest Receptions
All-Purpose Yards
Most TDs
Scrimmage Yards


5 vs. New England, Sep 14, 2025
38 at Buffalo, Sep 18, 2025
1 at Buffalo, Sep 18, 2025
38 at Buffalo, Sep 18, 2025

2025 GXG REGULAR-SEASON (MIAMI)

| DATE | OPPONENT | P/S | RUSHING | | | | | RECEIVING | | | | | W/L | SCORE |
|-------|-----------------|-----|---------|------|------|----|----|-----------|------|------|----|----|-----|-------|
| | | | NO. | YDS. | AVG. | LG | TD | NO. | YDS. | AVG. | LG | TD | | |
| 09/07 | at Indianapolis | P | 2 | 4 | 2.0 | 3 | 0 | 1 | -1 | -1.0 | -1 | 0 | L | 8-33 |



| | | | | | | | | | | | | | | |
|-------------|-------------|---|-----|----|------|-----|----|---|---|-----|-----|---|---|-------|
| 09/14 | New England | P | 1 | 8 | 8.0 | 8 | 0 | 1 | 5 | 5.0 | 5 | 0 | L | 27-33 |
| 09/18 | at Buffalo | P | 9 | 38 | 4.2 | 16 | 1 | 0 | 0 | 0.0 | 0 | 0 | L | 21-31 |
| 09/29 | N.Y. Jets | P | 6 | 10 | 1.7 | 7 | 0 | 0 | 0 | 0.0 | 0 | 0 | W | 27-21 |
| 10/05 | at Carolina | P | 3 | -2 | -0.7 | 3 | 0 | 0 | 0 | 0.0 | 0 | 0 | L | 24-27 |
| 2025 TOTALS | | | 5-0 | 21 | 58 | 2.8 | 16 | 1 | 2 | 4 | 2.0 | 5 | 0 | 1-4 |



90 KENNETH GRANT

DEFENSIVE TACKLE // 6'3" // 335 // MICHIGAN '25

ACQUIRED: D1, '25

HOMETOWN: GARY, IND. // BORN: 10/27/03

NFL SEASON: ROOKIE SEASON // DOLPHINS SEASON: ROOKIE SEASON

NFL CAREER

TRANSACTIONS:

- 1st-round pick (13th overall) by Miami in the 2025 NFL Draft.

CAREER HIGHLIGHTS:

- Played in 5 career games with 3 starts.
- 11 tackles (4 solo), 0.5 sack and 1 pass defended.

2025 (MIAMI):

- Played in 5 games with 3 starts.
- 11 tackles (4 solo), 0.5 sack and 1 pass defended.

AT INDIANAPOLIS (9/7):

 4 tackles (1 solo).

- Made his NFL debut.

VS. NEW ENGLAND (9/14):

 2 tackles (1 solo) and 1 pass defended.

AT BUFFALO (9/18):

 2 tackles (1 solo).

AT CAROLINA (10/5):

 2 tackles and 0.5 sack.

- Split a sack of QB Bryce Young with LB Jordyn Brooks on 3rd-and-2 to force Carolina to punt with 57 seconds remaining in the 3rd quarter.

BEFORE THE NFL

COLLEGE (MICHIGAN):

- 3-year letterman (2022-24) and 1-year starter.

CAREER: Played in 41 games with 17 starts; 69 tackles (36 solo), 6.5 sacks, 1 interception, 12 passes defended and

three fumble recoveries.

JUNIOR (2024): Started in 12 games; 32 tackles (18 solo), 3.0 sacks, 5 passes defended and 2 fumble recoveries.

- 3rd-team All-American.
- 2nd-team All-Big Ten.

SOPHOMORE (2023): Played in all 15 games with 5 starts; 29 tackles (16 solo), 3.5 sacks, 1 interception, 7 passes defended and 1 fumble recovery.

- Helped his team win the College Football National Championship and Big Ten title.
- 2nd-team All-Big Ten.
- Voted team's most improved player on defense.

TRUE FRESHMAN (2022): Played in all 14 games; 8 tackles (2 solo).

- Helped his team win the Big Ten championship.

HIGH SCHOOL (MERRILLVILLE HS – MERRILLVILLE, IND.)

- Played offensive line and defensive line.
- Also lettered in track and field, competing in shot put.

SENIOR (2021): 38 tackles, 6.5 sacks, 14.5 tackles for loss, 2 passes defended, 4 forced fumbles, 2 fumble recoveries; 4 blocked field goals.

- Conference player of the year.
- Led team to a 12-1 record and regional title.

JUNIOR (2020): 3.0 sacks, 6 tackles for loss and 1 fumble recovery; 1 fumble returned for a touchdown.

- 1st-team all-conference.

SOPHOMORE (2019): 42 tackles, 3.0 sacks and 2 forced fumbles.

KENNETH GRANT'S NFL REGULAR SEASON DEFENSIVE STATISTICS

| | | TACKLES | | | | | | | | | | INTERCEPTIONS | | | | | O. FUMB | | | | ST | | | | MISC | | | |
|------------|-------|---------|----|----|---|---|-----|-----|-----|-----|-----|---------------|-----|----|----|----|---------|----|----|-----|----|---|---|----|------|---|---|---|
| DATE | TEAM | GP | GS | TK | S | A | TFL | YDS | SK | YDS | QBH | NO | YDS | LG | TD | PD | FF | FR | TD | YDS | TK | S | A | FF | FR | S | A | |
| 2025 | Miami | 5 | 3 | 11 | 4 | 7 | 0 | 0 | 0.5 | 0.0 | 1 | 0 | 0 | 0 | 0 | 1 | 0 | 0 | 0 | 0 | 0 | 0 | 0 | 0 | 0 | 0 | 0 | 0 |
| NFL TOTALS | | 5 | 3 | 11 | 4 | 7 | 0 | 0 | 0.5 | 0.0 | 1 | 0 | 0 | 0 | 0 | 1 | 0 | 0 | 0 | 0 | 0 | 0 | 0 | 0 | 0 | 0 | 0 | 0 |


SINGLE-GAME HIGHS: DEFENSIVE

Total Tackles
Solo Tackles

4 at Indianapolis, Sep 07, 2025
1 vs. N.Y. Jets, Sep 29, 2025
...3 more at 1.

Sacks
Passes Defended

0.5 at Carolina, Oct 05, 2025
1 vs. New England, Sep 14, 2025



89 JULIAN HILL

TIGHT END // 6'4" // 251 // CAMPBELL '23

ACQUIRED: FA '23

HOMETOWN: FAYETTEVILLE, N.C. // BORN: 07/09/00

NFL SEASON: THIRD SEASON // DOLPHINS SEASON: THIRD SEASON

NFL CAREER

TRANSACTIONS:

- Signed by Miami as an undrafted college free agent on May 12, 2023.

CAREER HIGHLIGHTS:

- Played in 36 career games with 20 starts.
- 24 receptions for 193 yards (8.0 avg.).
- 4 special teams tackles (1 solo).
- 1 miscellaneous tackle.
- Played in 1 postseason game.

2025 (MIAMI):

- Started 5 games.
- 6 receptions for 45 yards (7.5 avg.)

AT BUFFALO (9/18): 1 reception for 4 yards.

V.S. N.Y. JETS (9/29): 1 reception for 19 yards.

AT CAROLINA (10/5): 4 receptions for 22 yards (5.5 avg.).

2024 (MIAMI):

- Played in 16 games with 11 starts.
- Inactive for 1 game.
- 12 receptions for 100 yards (8.3 avg.).
- 4 special teams tackles (1 solo).
- 1 miscellaneous tackle.

V.S. ARIZONA (10/27): 3 receptions for 11 yards (3.7 avg.).

V.S. LAS VEGAS (11/17): 2 receptions for 28 yards (14.0 avg.).

V.S. N.Y. JETS (12/8): 1 reception for 14 yards.

2023 (MIAMI):

- Played in 15 games with 4 starts.
- Inactive for 2 games.
- 6 receptions for 48 yards (8.0 avg.).

V.S. DENVER (9/24): Played but did not record any stats.

- Made his NFL debut.

V.S. LAS VEGAS (11/19): 1 reception for 10 yards (10.0 avg.).

- Made his 1st NFL start.

AT WASHINGTON (12/3): 2 receptions for 23 yards (11.5 avg.)

POSTSEASON:

AFC WILD CARD AT KANSAS CITY (1/13): Played but did not record any stats.

COLLEGE (CAMPBELL):

- 5-year letterman (2018-22) and 3-year starter.

CAREER: Played in 48 games with 26 starts; 85 receptions for 1,218 yards (14.3 avg.) and 7 TDs; 3 carries for 5 yards (1.7 avg.) and 1 TD.

SENIOR (2022): Started all 11 games; 38 receptions for 659 yards (17.3 avg.) and 5 TDs; 2 carries for 3 yards (1.5 avg.) and 1 TD.

- 1st-team All-Big South.
- His 659 receiving yards were 5th among all FCS tight ends.

REDSHIRT JUNIOR (2021): Started all 11 games; 34 receptions for 367 yards (10.8 avg.) and 2 TDs; 1 carry for 2 yards.

- 1st-team All-Big South.
- His 34 receptions led all conference tight ends.

JUNIOR (2020): Started all 4 games; 6 receptions for 102 yards (17.0 avg.).

- 2nd-team All-Big South.

SOPHOMORE (2019): Played all 11 games; 6 receptions for 85 yards (14.2 avg.).

TRUE FRESHMAN (2018): Played all 11 games; 1 reception for 5 yards.

HIGH SCHOOL (PINE FOREST HS – FAYETTEVILLE, N.C.)

- Played quarterback.
- Also lettered in basketball and baseball.

JUNIOR (2016): 1,750 passing yards; 175 rushing yards; 24 total touchdowns.

- 2nd-team all-conference.

SOPHOMORE (2015): 1,500 passing yards; 175 rushing yards; 16 total TDs.

OFF THE FIELD

COMMUNITY:

2024:

- Joined initiatives by His House Children's Home, a nonprofit faith-based organization dedicated to providing residential and foster care services for children.

2023:

- Supported the Miami-Dade Schools Values Matter program, presenting on the value of the month, citizenship, at a middle school pep rally in Coral Gables.

PERSONAL:

BEFORE THE NFL



• **MAJOR:** Exercise science.

JULIAN HILL'S NFL REGULAR SEASON RUSHING/RECEIVING STATISTICS

| DATE | TEAM | GP | GS | RECEIVING | | | | LG | TD | RUSHING | | | | LG | TD |
|------------|-------|----|----|-----------|------|------|--|----|----|---------|------|------|--|----|----|
| | | | | NO. | YDS. | AVG. | | | | NO. | YDS. | AVG. | | | |
| 2023 | Miami | 15 | 4 | 6 | 48 | 8.0 | | 18 | 0 | 0 | 0 | 0.0 | | 0 | 0 |
| 2024 | Miami | 16 | 11 | 12 | 100 | 8.3 | | 17 | 0 | 0 | 0 | 0.0 | | 0 | 0 |
| 2025 | Miami | 5 | 5 | 6 | 45 | 7.5 | | 19 | 0 | 0 | 0 | 0.0 | | 0 | 0 |
| NFL TOTALS | | 36 | 20 | 24 | 193 | 8.0 | | 19 | 0 | 0 | 0 | 0.0 | | 0 | 0 |

JULIAN HILL'S NFL POSTSEASON RUSHING/RECEIVING STATISTICS

| DATE | TEAM | GP | GS | RECEIVING | | | | LG | TD | RUSHING | | | | LG | TD |
|------------|-------|----|----|-----------|------|------|--|----|----|---------|------|------|--|----|----|
| | | | | NO. | YDS. | AVG. | | | | NO. | YDS. | AVG. | | | |
| 2023 | Miami | 1 | 0 | 0 | 0 | 0.0 | | 0 | 0 | 0 | 0 | 0.0 | | 0 | 0 |
| NFL TOTALS | | 1 | 0 | 0 | 0 | 0.0 | | 0 | 0 | 0 | 0 | 0.0 | | 0 | 0 |

SINGLE-GAME HIGHS: RECEIVING

Receptions
Receiving Yards
Receiving Average

4 at Carolina, Oct 05, 2025
28 vs. Las Vegas, Nov 17, 2024
5.5 at Carolina, Oct 05, 2025

Longest Receptions
All-Purpose Yards
Scrimmage Yards

19 vs. N.Y. Jets, Sep 29, 2025
28 vs. Las Vegas, Nov 17, 2024
28 vs. Las Vegas, Nov 17, 2024

2023 GXG REGULAR-SEASON (MIAMI)

| DATE | OPPONENT | P/S | RECEIVING | | | | LG | TD | RUSHING | | | | LG | TD | W/L | SCORE |
|-------------|------------------|-----|-----------|------|------|-----|----|------------------|---------|------|------|---|----|------|-------|-------|
| | | | NO. | YDS. | AVG. | | | | NO. | YDS. | AVG. | | | | | |
| 09/10 | at L.A. Chargers | | | | | | | ON INACTIVE LIST | | | | | | | W | 36-34 |
| 09/17 | at New England | | | | | | | ON INACTIVE LIST | | | | | | | W | 24-17 |
| 09/24 | Denver | P | 0 | 0 | 0.0 | 0 | 0 | 0 | 0 | 0.0 | 0 | 0 | 0 | W | 70-20 | |
| 10/01 | at Buffalo | P | 0 | 0 | 0.0 | 0 | 0 | 0 | 0 | 0.0 | 0 | 0 | 0 | L | 20-48 | |
| 10/08 | N.Y. Giants | P | 0 | 0 | 0.0 | 0 | 0 | 0 | 0 | 0.0 | 0 | 0 | 0 | W | 31-16 | |
| 10/15 | Carolina | P | 0 | 0 | 0.0 | 0 | 0 | 0 | 0 | 0.0 | 0 | 0 | 0 | W | 42-21 | |
| 10/22 | at Philadelphia | P | 0 | 0 | 0.0 | 0 | 0 | 0 | 0 | 0.0 | 0 | 0 | 0 | L | 17-31 | |
| 10/29 | New England | P | 1 | 4 | 4.0 | 4 | 0 | 0 | 0 | 0.0 | 0 | 0 | 0 | W | 31-17 | |
| 11/05 | at Kansas City | P | 0 | 0 | 0.0 | 0 | 0 | 0 | 0 | 0.0 | 0 | 0 | 0 | L | 14-21 | |
| 11/19 | Las Vegas | S | 1 | 10 | 10.0 | 10 | 0 | 0 | 0 | 0.0 | 0 | 0 | 0 | W | 20-13 | |
| 11/24 | at N.Y. Jets | S | 0 | 0 | 0.0 | 0 | 0 | 0 | 0 | 0.0 | 0 | 0 | 0 | W | 34-13 | |
| 12/03 | at Washington | P | 2 | 23 | 11.5 | 18 | 0 | 0 | 0 | 0.0 | 0 | 0 | 0 | W | 45-15 | |
| 12/11 | Tennessee | P | 0 | 0 | 0.0 | 0 | 0 | 0 | 0 | 0.0 | 0 | 0 | 0 | L | 27-28 | |
| 12/17 | N.Y. Jets | P | 0 | 0 | 0.0 | 0 | 0 | 0 | 0 | 0.0 | 0 | 0 | 0 | W | 30-0 | |
| 12/24 | Dallas | S | 0 | 0 | 0.0 | 0 | 0 | 0 | 0 | 0.0 | 0 | 0 | 0 | W | 22-20 | |
| 12/31 | at Baltimore | P | 1 | 9 | 9.0 | 9 | 0 | 0 | 0 | 0.0 | 0 | 0 | 0 | L | 19-56 | |
| 01/07 | Buffalo | S | 1 | 2 | 2.0 | 2 | 0 | 0 | 0 | 0.0 | 0 | 0 | 0 | L | 14-21 | |
| 2023 TOTALS | | | 15-4 | 6 | 48 | 8.0 | 18 | 0 | 0 | 0 | 0.0 | 0 | 0 | 11-6 | | |

2024 GXG REGULAR-SEASON (MIAMI)

| DATE | OPPONENT | P/S | RECEIVING | | | | | RUSHING | | | | | W/L | SCORE | |
|-------------|-----------------|-----|------------------|------|------|-----|----|---------|------|------|-----|----|-----|--------|--|
| | | | NO. | YDS. | AVG. | LG | TD | NO. | YDS. | AVG. | LG | TD | | | |
| 09/08 | Jacksonville | S | 1 | 6 | 6.0 | 6 | 0 | 0 | 0 | 0.0 | 0 | 0 | W | 20-17 | |
| 09/12 | Buffalo | S | 0 | 0 | 0.0 | 0 | 0 | 0 | 0 | 0.0 | 0 | 0 | L | 10-31 | |
| 09/22 | at Seattle | P | 2 | 24 | 12.0 | 13 | 0 | 0 | 0 | 0.0 | 0 | 0 | L | 3-24 | |
| 09/30 | Tennessee | S | 0 | 0 | 0.0 | 0 | 0 | 0 | 0 | 0.0 | 0 | 0 | L | 12-31 | |
| 10/06 | at New England | S | 0 | 0 | 0.0 | 0 | 0 | 0 | 0 | 0.0 | 0 | 0 | W | 15-10 | |
| 10/20 | at Indianapolis | S | 1 | 4 | 4.0 | 4 | 0 | 0 | 0 | 0.0 | 0 | 0 | L | 10-16 | |
| 10/27 | Arizona | P | 3 | 11 | 3.7 | 6 | 0 | 0 | 0 | 0.0 | 0 | 0 | L | 27-28 | |
| 11/03 | at Buffalo | | ON INACTIVE LIST | | | | | | | | | | L | 27-30 | |
| 11/11 | at L.A. Rams | S | 0 | 0 | 0.0 | 0 | 0 | 0 | 0 | 0.0 | 0 | 0 | W | 23-15 | |
| 11/17 | Las Vegas | S | 2 | 28 | 14.0 | 17 | 0 | 0 | 0 | 0.0 | 0 | 0 | W | 34-19 | |
| 11/24 | New England | S | 1 | 8 | 8.0 | 8 | 0 | 0 | 0 | 0.0 | 0 | 0 | W | 34-15 | |
| 11/28 | at Green Bay | S | 1 | 5 | 5.0 | 5 | 0 | 0 | 0 | 0.0 | 0 | 0 | L | 17-30 | |
| 12/08 | N.Y. Jets | S | 1 | 14 | 14.0 | 14 | 0 | 0 | 0 | 0.0 | 0 | 0 | W | 32-26+ | |
| 12/15 | at Houston | P | 0 | 0 | 0.0 | 0 | 0 | 0 | 0 | 0.0 | 0 | 0 | L | 12-20 | |
| 12/22 | San Francisco | P | 0 | 0 | 0.0 | 0 | 0 | 0 | 0 | 0.0 | 0 | 0 | W | 29-17 | |
| 12/29 | at Cleveland | S | 0 | 0 | 0.0 | 0 | 0 | 0 | 0 | 0.0 | 0 | 0 | W | 20-3 | |
| 01/05 | at N.Y. Jets | P | 0 | 0 | 0.0 | 0 | 0 | 0 | 0 | 0.0 | 0 | 0 | L | 20-32 | |
| 2024 TOTALS | | | 16-11 | 12 | 100 | 8.3 | 17 | 0 | 0 | 0 | 0.0 | 0 | 0 | 8-9 | |

+ - Overtime

2025 GXG REGULAR-SEASON (MIAMI)

| DATE | OPPONENT | P/S | RECEIVING | | | | LG | TD | RUSHING | | | | W/L | SCORE |
|-------|-----------------|-----|-----------|------|------|--|----|----|---------|------|------|----|-----|-------|
| | | | NO. | YDS. | AVG. | | | | NO. | YDS. | AVG. | LG | | |
| 09/07 | at Indianapolis | S | 0 | 0 | 0.0 | | 0 | 0 | 0 | 0.0 | 0 | 0 | L | 8-33 |
| 09/14 | New England | S | 0 | 0 | 0.0 | | 0 | 0 | 0 | 0.0 | 0 | 0 | L | 27-33 |
| 09/18 | at Buffalo | S | 1 | 4 | 4.0 | | 4 | 0 | 0 | 0.0 | 0 | 0 | L | 21-31 |



| | | | | | | | | | | | | | | |
|-------------|-------------|---|-----|----|------|-----|----|---|---|-----|---|---|-----|-------|
| 09/29 | N.Y. Jets | S | 1 | 19 | 19.0 | 19 | 0 | 0 | 0 | 0.0 | 0 | 0 | W | 27-21 |
| 10/05 | at Carolina | S | 4 | 22 | 5.5 | 8 | 0 | 0 | 0 | 0.0 | 0 | 0 | L | 24-27 |
| 2025 TOTALS | | | 5-5 | 6 | 45 | 7.5 | 19 | 0 | 0 | 0.0 | 0 | 0 | 1-4 | |



30 ALEC INGOLD

FULLBACK // 6'1" // 232 // WISCONSIN '19

ACQUIRED: FA, '22

HOMETOWN: GREEN BAY, WIS. // BORN: 07/09/96

NFL SEASON: SEVENTH SEASON // DOLPHINS SEASON: FOURTH SEASON



NFL CAREER

TRANSACTIONS:

- Signed by Miami on March 17, 2022.
- Signed by Oakland as an undrafted college free agent on May 3, 2019.

CAREER HONORS:

- 2024 Walter Payton NFL Man of the Year nominee (Miami).
- 2023 Don Shula Leadership Award.
- 2023 Pro Bowl Selection.
- 2023 Walter Payton NFL Man of the Year nominee (Miami).
- 2022 Ed Block Courage Award (Miami recipient).
- 2022 Art Rooney Sportsmanship Award nominee.
- 2020 Walter Payton NFL Man of the Year nominee (Las Vegas).

CAREER HIGHLIGHTS:

- Played in 95 career games with 50 starts.
- 33 carries for 47 yards (1.4 avg.) and 2 TD.
- 70 receptions for 573 yards (8.2 avg.) and 4 TDs.
- 11 special teams tackles (7 solo).
- 3 miscellaneous tackles.
- 4 miscellaneous fumble recoveries.
- Played in 2 postseason games with 1 start for Miami.
- Is a 4-time team captain (2021, 2023-25).

2025 (MIAMI):

- Played in 5 games with 2 starts.
- 3 receptions for 14 yards (4.7 avg.).
- Serves as team captain.

2024 (MIAMI):

- Played in 15 games with 10 starts.
- Inactive for 2 games.
- 10 carries for 17 yards (1.7 avg.) and 1 TD.
- 11 receptions for 96 yards (8.7 avg.).
- 2 special teams tackles (1 solo).
- 1 miscellaneous fumble recovery.
- Served as a team captain.

VS. JACKSONVILLE (9/8): 2 carries for 8 yards (4.0 avg.).

- Converted on 3rd-and-1 on the final drive of the game to set up the game-winning field goal.

AT NEW ENGLAND (10/6): 1 carry for 3 yards and 1 TD.

- Scored the game-winning TD on a 3-yard rush with 4:27 remaining in the 4th quarter.

VS. ARIZONA (10/27): 1 carry for 3 yards; 3 receptions for 19 yards (6.3 avg.).

HONORS:

- Walter Payton NFL Man of the Year nominee (Miami).

2023 (MIAMI):

- Played in all 17 games with 13 starts.
- 2 carries for 0 yards (0.0 avg.).

- 13 receptions for 119 yards (9.2 avg.).
- 1 miscellaneous tackle.
- Served as a team captain.

AT L.A. CHARGERS (9/10): 2 receptions for 34 yards (17.0 avg.).

AT BUFFALO (10/1): 1 reception for 23 yards (23.0 avg.).

VS. LAS VEGAS (11/19): 3 receptions for 16 yards (5.3 avg.).

POSTSEASON:

AFC WILD CARD AT KANSAS CITY (1/13): 1 kickoff return for 19 yards (19.0 avg.); 1 solo special teams tackle.

PRO BOWL:

- Selected to start the Pro Bowl for the 1st time in his career.

HONORS:

- Don Shula Leadership Award.
- Walter Payton NFL Man of the Year nominee (Miami).

2022 (MIAMI):

- Played in all 17 games with 14 starts.
- 6 carries for 8 yards (1.3 avg.) and 1 TD.
- 15 receptions for 105 yards (7.0 avg.) and 1 TD.
- 2 kickoff returns for 20 yards (10.0 avg.).
- 2 solo special teams tackles.
- 2 miscellaneous tackles.

VS. NEW ENGLAND (9/11): 1 carry for 2 yards; 1 reception for 8 yards.

- Made his Dolphins debut.

AT DETROIT (10/30): 1 carry for 1 yard and 1 TD; 1 reception for 5 yards.

- Scored his 1st career rushing TD on a 1-yard carry in the 3rd quarter.

VS. CLEVELAND (11/13): 4 receptions for 45 yards (11.3 avg.) and 1 TD.

- Caught a 13-yard TD pass from QB Tua Tagovailoa in the 1st quarter for his 1st TD reception of the season.

POSTSEASON:

AFC WILD CARD AT BUFFALO (1/15): 1 miscellaneous tackle.

HONORS:

- Ed Block Courage Award (Miami recipient).
- Art Rooney Sportsmanship Award nominee.

2021 (LAS VEGAS):

- Played in 9 games with 3 starts.
- Missed the rest of the season after being placed on injured reserve on Nov. 20.
- 2 carries for 1 yard (0.5 avg.).



- 10 receptions for 85 yards (8.5 avg.) and 1 TD.
- 4 special teams tackles (2 solo).
- 1 miscellaneous fumble recovery.
- Served as a team captain.

VS. MIAMI (9/26): 1 carry for 0 yards; 1 reception for 1 yard and a TD.

- Caught a 1-yard TD pass from QB Derek Carr in the 2nd quarter.

VS. PHILADELPHIA (10/24): 1 carry for 1 yard; 1 reception for 29 yards; 1 solo special teams tackle.

AT N.Y. GIANTS(11/7): 3 receptions for 28 yards (9.3 avg.); 1 special teams tackle.

2020 (LAS VEGAS):

- Played in all 16 games with 4 starts.
- 3 carries for 4 yards (1.3 avg.).
- 12 receptions for 110 yards (9.2 avg.) and 1 TD.
- 1 solo special teams tackle.
- 1 miscellaneous fumble recovery.

VS. NEW ORLEANS (9/21): 2 receptions for 5 yards (2.5 avg.) and 1 TD.

- Caught a 3-yard TD pass from QB Derek Carr in the 2nd quarter.

VS. BUFFALO (10/4): 1 carry for -1 yard; 2 receptions for 29 yards (14.5 avg.).

AT KANSAS CITY (10/11): 2 receptions for 25 yards (12.5 avg.).

HONORS:

- Walter Payton Man of the Year nominee (Las Vegas).

2019 (OAKLAND):

- Played in all 16 games with 4 starts.
- 10 carries for 17 yards (1.7 avg.).
- 6 receptions for 44 yards (7.3 avg.) and 1 TD.
- 2 special teams tackles (1 solo).
- 1 miscellaneous fumble recovery.

VS. L.A. CHARGERS (11/7): 1 carry for 3 yards; 1 reception for 9 yards and a TD; 1 solo special teams tackle.

- Scored on a 9-yard pass from QB Derek Carr to give Oakland a 17-14 lead in the 2nd quarter.
- It was his 1st career TD.

AT KANSAS CITY (12/1): 1 carry for 4 yards; 2 receptions for 13 yards (6.5 avg.).

VS. JACKSONVILLE (12/15): 3 receptions for 22 yards (7.3 avg.).

BEFORE THE NFL

COLLEGE (WISCONSIN):

- 4-year letterman (2015-18) and 1-year starter.
- Moved from linebacker to fullback early during his freshman season in 2015.

CAREER: Played in 51 games with 11 starts; 103 carries for 343 yards (3.3 avg.) and 17 TDs; 14 receptions for 185 yards (13.2 avg.) and 4 TDs; 4 kickoff returns for 63 yards (15.8 avg.).

SENIOR (2018): Played in all 13 games with 11 starts; 26 carries for 143 yards (5.5 avg.) and 6 TDs; 5 receptions for 93 yards (18.6 avg.) and 1 TD.

- Served as a team captain.

JUNIOR (2017): Played in all 14 games; 10 carries for 25 yards (2.5 avg.) and 3 TDs; 3 receptions for 37 yards (12.3 avg.) and 1 TD.

SOPHOMORE (2016): Played in all 14 games; 18 carries for 44 yards (2.4 avg.) and 2 TDs; 6 receptions for 55 yards (9.2 avg.) and 2 TDs; 2 kickoff returns for 31 yards (15.5 avg.).

TRUE FRESHMAN (2015): Played in 10 games; 49 carries for 131 yards (2.7 avg.) and 6 TDs; 2 kickoff returns for 32 yards (16.0 avg.).

HIGH SCHOOL (BAY PORT HS – GREEN BAY, WIS.)

- Played quarterback and running back.
- Also lettered in wrestling and baseball.

SENIOR (2014): 2,324 rushing yards and 29 TDs; 1,411 passing yards and 15 TDs.

- Wisconsin Gatorade Player of the Year.
- 1st-team all-state.

SOPHOMORE (2012): 1,024 rushing yards and 22 TDs.

- 1st-team all-conference.

OFF THE FIELD

COMMUNITY:

- Established the Ingold Family Foundation with the vision to cultivate environments of inspiration and motivation.
- Leads in advocacy of adoption and foster care through partnerships with AdoptUSKids, ChildNet and The Barker Adoption Foundation.
- Serves as a national spokesperson for AdoptUSKids.
- Has served as a Mission Ambassador for Raise the Future, an organization that supports and exemplifies the mission of finding one caring adult for all youth who are currently experiencing foster care.

2024:

- Developed and launched a curriculum around his first published book – “The 7 Crucibles” – to be implemented in Broward County Public Schools, the second-largest school district in Florida. The school athletic programs were onboarded in the training modules based on the book’s lessons in personal adversity.
- Through his Ingold Family Foundation, continued his annual programming for youth in his home state of Wisconsin and community in South Florida, including football camps and his designed Money Mini Camps – a workshop dedicated to the advancement of financial literacy and personal development for underprivileged youth.
- Expanded impact with SOS Children’s Villages Florida, initiating a season-long “Gifts In Gold” fundraising campaign to provide a new playground for the residential foster care community. Also donated 45 brand-new pairs of shoes for the children in the neighborhood at the start of the school year.
- Served as a motivational speaker and mindset coach for college and high school student-athletes in individual coaching sessions and team settings.
- In July, hosted free football camps for children in his home state of Wisconsin and in Miami.

2023:

- Through the Ingold Family Foundation, teamed up with Beyond the Basics Inc., to host a holiday dinner and



wish list surprise for children at the SOS Children's Villages Florida, a residential foster care community in Coconut Creek.

- Led several panels and speaking engagements for community members to inspire and connect through overcoming adversity.
- Hosted a free football camp for children in the foster care and adoption community, in collaboration with Children's Home Society of Florida.

2022:

- Earned the Adoption Excellence Award from

AdoptUSKids in partnership with the Children's Bureau and the Ad Council for making extraordinary strides on behalf of waiting children and youth in foster care.

PERSONAL:

- **PRONUNCIATION:** Last name is pronounced INN-gold.
- **MAJOR:** Personal finance – financial planning.
- Wrote and published his first book – “The 7 Crucibles: An Inspirational Game Plan for Overcoming Adversity in Your Life” – in 2023.

ALEC INGOLD'S NFL REGULAR SEASON RUSHING/RECEIVING STATISTICS

| DATE | TEAM | GP | GS | RUSHING | | | | | TD | NO. | RECEIVING | | | | TD |
|------------|-----------|----|----|---------|------|------|----|---|----|-----|-----------|------|----|---|----|
| | | | | NO. | YDS. | AVG. | LG | | | | YDS. | AVG. | LG | | |
| 2019 | Oakland | 16 | 4 | 10 | 17 | 1.7 | 4 | 0 | 0 | 6 | 44 | 7.3 | 14 | 1 | 1 |
| 2020 | Las Vegas | 16 | 4 | 3 | 4 | 1.3 | 3 | 0 | 0 | 12 | 110 | 9.2 | 23 | 1 | 1 |
| 2021 | Las Vegas | 9 | 3 | 2 | 1 | 0.5 | 1 | 0 | 0 | 10 | 85 | 8.5 | 29 | 1 | 1 |
| 2022 | Miami | 17 | 14 | 6 | 8 | 1.3 | 2 | 1 | 15 | 105 | 7.0 | 17 | 1 | 1 | 0 |
| 2023 | Miami | 17 | 13 | 2 | 0 | 0.0 | 0 | 0 | 13 | 119 | 9.2 | 23 | 0 | 1 | 0 |
| 2024 | Miami | 15 | 10 | 10 | 17 | 1.7 | 6 | 1 | 11 | 96 | 8.7 | 25 | 0 | 1 | 0 |
| 2025 | Miami | 5 | 2 | 0 | 0 | 0.0 | 0 | 0 | 3 | 14 | 4.7 | 9 | 0 | 1 | 0 |
| NFL TOTALS | | 95 | 50 | 33 | 47 | 1.4 | 6 | 2 | 70 | 573 | 8.2 | 29 | 4 | 4 | 0 |

ALEC INGOLD'S NFL POSTSEASON RUSHING/RECEIVING STATISTICS

| DATE | TEAM | GP | GS | RUSHING | | | | | RECEIVING | | | | | |
|------------|-----------|----|----|---------|------|------|----|----|-----------|------|------|-----|----|---|
| | | | | NO. | YDS. | AVG. | LG | TD | NO. | YDS. | AVG. | LG | TD | |
| 2021 | Las Vegas | 0 | 0 | 0 | 0 | 0.0 | 0 | 0 | 0 | 0 | 0 | 0.0 | 0 | 0 |
| 2022 | Miami | 1 | 0 | 0 | 0 | 0.0 | 0 | 0 | 0 | 0 | 0 | 0.0 | 0 | 0 |
| 2023 | Miami | 1 | 1 | 0 | 0 | 0.0 | 0 | 0 | 0 | 0 | 0 | 0.0 | 0 | 0 |
| NFL TOTALS | | 2 | 1 | 0 | 0 | 0.0 | 0 | 0 | 0 | 0 | 0 | 0.0 | 0 | 0 |

SINGLE-GAME HIGHS: RUSHING/RECEIVING

Rush Attempts

Rushing Yards

Longest Runs

Rushing TDs

Receptions

Receiving Yards

Receiving Average

Longest Receptions

Receiving TDs

2 vs. Denver, Sep 24, 2023

4 at Kansas City, Dec 01, 2019

4 at Kansas City, Dec 01, 2019

1 at Detroit, Oct 30, 2022

4 vs. Cleveland, Nov 13, 2022

...1 more at 4.

45 vs. Cleveland, Nov 13, 2022

11.3 vs. Cleveland, Nov 13, 2022

29 vs. Philadelphia, Oct 24, 2021

1 vs. Cleveland, Nov 13, 2022

...3 more at 1.

All-Purpose Yards

Kickoff Returns

Kickoff Return Yards

Longest Kickoff Return

Special Teams Tackles

Most TDs

Miscellaneous Tackles

Longest Own Fumble Return

Scrimmage Yards

45 vs. Cleveland, Nov 13, 2022

1 vs. Green Bay, Dec 25, 2022

...1 more at 1.

12 vs. New England, Sep 11, 2022

12 vs. New England, Sep 11, 2022

1 at San Francisco, Dec 04, 2022

...8 more at 1.

1 vs. Cleveland, Nov 13, 2022

...4 more at 1.

1 at Baltimore, Dec 31, 2023

...2 more at 1.

1 vs. Miami, Sep 26, 2021

45 vs. Cleveland, Nov 13, 2022

2019 GXG REGULAR-SEASON (OAKLAND)

| DATE | OPPONENT | P/S | RUSHING | | | | | TD | RECEIVING | | | | | W/L | SCORE |
|-------------|------------------|-----|---------|------|------|-----|---|----|-----------|------|------|----|----|-------|-------|
| | | | NO. | YDS. | AVG. | LG | | | NO. | YDS. | AVG. | LG | TD | | |
| 09/09 | Denver | S | 0 | 0 | 0.0 | 0 | 0 | 0 | 0 | 0 | 0.0 | 0 | 0 | W | 24-16 |
| 09/15 | Kansas City | P | 0 | 0 | 0.0 | 0 | 0 | 0 | 0 | 0 | 0.0 | 0 | 0 | L | 10-28 |
| 09/22 | at Minnesota | P | 0 | 0 | 0.0 | 0 | 0 | 0 | 0 | 0 | 0.0 | 0 | 0 | L | 14-34 |
| 09/29 | at Indianapolis | S | 1 | 1 | 1.0 | 1 | 0 | 0 | 0 | 0 | 0.0 | 0 | 0 | W | 31-24 |
| 10/06 | Chicago | P | 1 | 3 | 3.0 | 3 | 0 | 0 | 0 | 0 | 0.0 | 0 | 0 | W | 24-21 |
| 10/20 | at Green Bay | P | 0 | 0 | 0.0 | 0 | 0 | 0 | 0 | 0 | 0.0 | 0 | 0 | L | 24-42 |
| 10/27 | at Houston | P | 1 | 2 | 2.0 | 2 | 0 | 0 | 0 | 0 | 0.0 | 0 | 0 | L | 24-27 |
| 11/03 | Detroit | P | 1 | 2 | 2.0 | 2 | 0 | 0 | 0 | 0 | 0.0 | 0 | 0 | W | 31-24 |
| 11/07 | L.A. Chargers | S | 1 | 3 | 3.0 | 3 | 0 | 1 | 9 | 9.0 | 9t | 1 | W | 26-24 | |
| 11/17 | Cincinnati | S | 1 | 3 | 3.0 | 3 | 0 | 0 | 0 | 0 | 0.0 | 0 | 0 | W | 17-10 |
| 11/24 | at N.Y. Jets | P | 1 | 0 | 0.0 | 0 | 0 | 0 | 0 | 0 | 0.0 | 0 | 0 | L | 3-34 |
| 12/01 | at Kansas City | P | 1 | 4 | 4.0 | 4 | 0 | 2 | 13 | 6.5 | 14 | 0 | L | 9-40 | |
| 12/08 | Tennessee | P | 1 | -1 | -1.0 | -1 | 0 | 0 | 0 | 0 | 0.0 | 0 | 0 | L | 21-42 |
| 12/15 | Jacksonville | P | 0 | 0 | 0.0 | 0 | 0 | 3 | 22 | 7.3 | 14 | 0 | L | 16-20 | |
| 12/22 | at L.A. Chargers | P | 0 | 0 | 0.0 | 0 | 0 | 0 | 0 | 0 | 0.0 | 0 | 0 | W | 24-17 |
| 12/29 | at Denver | P | 1 | 0 | 0.0 | 0 | 0 | 0 | 0 | 0 | 0.0 | 0 | 0 | L | 15-16 |
| 2019 TOTALS | | | 16-4 | 10 | 17 | 1.7 | 4 | 0 | 6 | 44 | 7.3 | 14 | 1 | 7-9 | |

2020 GXG REGULAR-SEASON (LAS VEGAS)

RUSHING

RECEIVING



| DATE | OPPONENT | P/S | NO. | YDS. | AVG. | LG | TD | NO. | YDS. | AVG. | LG | TD | W/L | SCORE |
|--------------------|------------------|-------------|----------|----------|------------|----------|----------|-----------|------------|------------|-----------|----------|------------|--------|
| 09/13 | at Carolina | P | 0 | 0 | 0.0 | 0 | 0 | 0 | 0 | 0.0 | 0 | 0 | W | 34-30 |
| 09/21 | New Orleans | P | 0 | 0 | 0.0 | 0 | 0 | 2 | 5 | 2.5 | 3t | 1 | W | 34-24 |
| 09/27 | at New England | P | 0 | 0 | 0.0 | 0 | 0 | 1 | 11 | 11.0 | 11 | 0 | L | 20-36 |
| 10/04 | Buffalo | P | 1 | -1 | -1.0 | -1 | 0 | 2 | 29 | 14.5 | 17 | 0 | L | 23-30 |
| 10/11 | at Kansas City | S | 0 | 0 | 0.0 | 0 | 0 | 2 | 25 | 12.5 | 23 | 0 | W | 40-32 |
| 10/25 | Tampa Bay | S | 0 | 0 | 0.0 | 0 | 0 | 1 | 21 | 21.0 | 21 | 0 | L | 20-45 |
| 11/01 | at Cleveland | P | 1 | 3 | 3.0 | 3 | 0 | 0 | 0 | 0.0 | 0 | 0 | W | 16-6 |
| 11/08 | at L.A. Chargers | P | 0 | 0 | 0.0 | 0 | 0 | 1 | 6 | 6.0 | 6 | 0 | W | 31-26 |
| 11/15 | Denver | P | 0 | 0 | 0.0 | 0 | 0 | 0 | 0 | 0.0 | 0 | 0 | W | 37-12 |
| 11/22 | Kansas City | P | 0 | 0 | 0.0 | 0 | 0 | 1 | 11 | 11.0 | 11 | 0 | L | 31-35 |
| 11/29 | at Atlanta | S | 0 | 0 | 0.0 | 0 | 0 | 0 | 0 | 0.0 | 0 | 0 | L | 6-43 |
| 12/06 | at N.Y. Jets | P | 0 | 0 | 0.0 | 0 | 0 | 1 | 2 | 2.0 | 2 | 0 | W | 31-28 |
| 12/13 | Indianapolis | S | 0 | 0 | 0.0 | 0 | 0 | 1 | 0 | 0.0 | 0 | 0 | L | 27-44 |
| 12/17 | L.A. Chargers | P | 1 | 2 | 2.0 | 2 | 0 | 0 | 0 | 0.0 | 0 | 0 | L | 27-30+ |
| 12/26 | Miami | P | 0 | 0 | 0.0 | 0 | 0 | 0 | 0 | 0.0 | 0 | 0 | L | 25-26 |
| 01/03 | at Denver | P | 0 | 0 | 0.0 | 0 | 0 | 0 | 0 | 0.0 | 0 | 0 | W | 32-31 |
| 2020 TOTALS | | 16-4 | 3 | 4 | 1.3 | 3 | 0 | 12 | 110 | 9.2 | 23 | 1 | 8-8 | |
| + - Overtime | | | | | | | | | | | | | | |

2021 GXG REGULAR-SEASON (LAS VEGAS)

| DATE | OPPONENT | P/S | RUSHING | | | | | RECEIVING | | | | | W/L | SCORE |
|--------------------|------------------|------------|----------|----------|------------|----------|----------|-----------|-----------|------------|-----------|----------|-------------|--------|
| | | | NO. | YDS. | AVG. | LG | TD | NO. | YDS. | AVG. | LG | TD | | |
| 09/13 | Baltimore | S | 0 | 0 | 0.0 | 0 | 0 | 4 | 22 | 5.5 | 9 | 0 | W | 33-27+ |
| 09/19 | at Pittsburgh | P | 0 | 0 | 0.0 | 0 | 0 | 0 | 0 | 0.0 | 0 | 0 | W | 26-17 |
| 09/26 | Miami | P | 1 | 0 | 0.0 | 0 | 0 | 1 | 1 | 1.0 | 1t | 1 | W | 31-28+ |
| 10/04 | at L.A. Chargers | P | 0 | 0 | 0.0 | 0 | 0 | 0 | 0 | 0.0 | 0 | 0 | L | 14-28 |
| 10/10 | Chicago | P | 0 | 0 | 0.0 | 0 | 0 | 0 | 0 | 0.0 | 0 | 0 | L | 9-20 |
| 10/17 | at Denver | S | 0 | 0 | 0.0 | 0 | 0 | 0 | 0 | 0.0 | 0 | 0 | W | 34-24 |
| 10/24 | Philadelphia | S | 1 | 1 | 1.0 | 1 | 0 | 1 | 29 | 29.0 | 29 | 0 | W | 33-22 |
| 11/07 | at N.Y. Giants | P | 0 | 0 | 0.0 | 0 | 0 | 3 | 28 | 9.3 | 15 | 0 | L | 16-23 |
| 11/14 | Kansas City | P | 0 | 0 | 0.0 | 0 | 0 | 1 | 5 | 5.0 | 5 | 0 | L | 14-41 |
| 11/21 | Cincinnati | | | | | | | | | | | | L | 13-32 |
| 11/25 | at Dallas | | | | | | | | | | | | W | 36-33+ |
| 12/05 | Washington | | | | | | | | | | | | L | 15-17 |
| 12/12 | at Kansas City | | | | | | | | | | | | L | 9-48 |
| 12/20 | at Cleveland | | | | | | | | | | | | W | 16-14 |
| 12/26 | Denver | | | | | | | | | | | | W | 17-13 |
| 01/02 | at Indianapolis | | | | | | | | | | | | W | 23-20 |
| 01/09 | L.A. Chargers | | | | | | | | | | | | W | 35-32+ |
| 2021 TOTALS | | 9-3 | 2 | 1 | 0.5 | 1 | 0 | 10 | 85 | 8.5 | 29 | 1 | 10-7 | |
| + - Overtime | | | | | | | | | | | | | | |

2022 GXG REGULAR-SEASON (MIAMI)

| DATE | OPPONENT | P/S | RUSHING | | | | | RECEIVING | | | | | W/L | SCORE |
|--------------------|------------------|--------------|----------|----------|------------|----------|----------|-----------|------------|------------|-----------|----------|------------|-------|
| | | | NO. | YDS. | AVG. | LG | TD | NO. | YDS. | AVG. | LG | TD | | |
| 09/11 | New England | S | 1 | 2 | 2.0 | 2 | 0 | 1 | 8 | 8.0 | 8 | 0 | W | 20-7 |
| 09/18 | at Baltimore | S | 1 | 1 | 1.0 | 1 | 0 | 2 | 15 | 7.5 | 13 | 0 | W | 42-38 |
| 09/25 | Buffalo | S | 1 | 0 | 0.0 | 0 | 0 | 0 | 0 | 0.0 | 0 | 0 | W | 21-19 |
| 09/29 | at Cincinnati | S | 0 | 0 | 0.0 | 0 | 0 | 0 | 0 | 0.0 | 0 | 0 | L | 15-27 |
| 10/09 | at N.Y. Jets | S | 0 | 0 | 0.0 | 0 | 0 | 0 | 0 | 0.0 | 0 | 0 | L | 17-40 |
| 10/16 | Minnesota | S | 1 | 2 | 2.0 | 2 | 0 | 2 | 10 | 5.0 | 8 | 0 | L | 16-24 |
| 10/23 | Pittsburgh | P | 0 | 0 | 0.0 | 0 | 0 | 0 | 0 | 0.0 | 0 | 0 | W | 16-10 |
| 10/30 | at Detroit | S | 1 | 1 | 1.0 | 1t | 1 | 1 | 5 | 5.0 | 5 | 0 | W | 31-27 |
| 11/06 | at Chicago | S | 0 | 0 | 0.0 | 0 | 0 | 0 | 0 | 0.0 | 0 | 0 | W | 35-32 |
| 11/13 | Cleveland | S | 0 | 0 | 0.0 | 0 | 0 | 4 | 45 | 11.3 | 17 | 1 | W | 39-17 |
| 11/27 | Houston | P | 0 | 0 | 0.0 | 0 | 0 | 1 | 0 | 0.0 | 0 | 0 | W | 30-15 |
| 12/04 | at San Francisco | S | 0 | 0 | 0.0 | 0 | 0 | 3 | 15 | 5.0 | 7 | 0 | L | 17-33 |
| 12/11 | at L.A. Chargers | S | 0 | 0 | 0.0 | 0 | 0 | 0 | 0 | 0.0 | 0 | 0 | L | 17-23 |
| 12/17 | at Buffalo | S | 1 | 2 | 2.0 | 2 | 0 | 1 | 7 | 7.0 | 7 | 0 | L | 29-32 |
| 12/25 | Green Bay | S | 0 | 0 | 0.0 | 0 | 0 | 0 | 0 | 0.0 | 0 | 0 | L | 20-26 |
| 01/01 | at New England | P | 0 | 0 | 0.0 | 0 | 0 | 0 | 0 | 0.0 | 0 | 0 | L | 21-23 |
| 01/08 | N.Y. Jets | S | 0 | 0 | 0.0 | 0 | 0 | 0 | 0 | 0.0 | 0 | 0 | W | 11-6 |
| 2022 TOTALS | | 17-14 | 6 | 8 | 1.3 | 2 | 1 | 15 | 105 | 7.0 | 17 | 1 | 9-8 | |

2023 GXG REGULAR-SEASON (MIAMI)

| DATE | OPPONENT | P/S | RUSHING | | | | | RECEIVING | | | | | W/L | SCORE |
|-------|------------------|-----|---------|------|------|----|----|-----------|------|------|----|----|-----|-------|
| | | | NO. | YDS. | AVG. | LG | TD | NO. | YDS. | AVG. | LG | TD | | |
| 09/10 | at L.A. Chargers | S | 0 | 0 | 0.0 | 0 | 0 | 2 | 34 | 17.0 | 19 | 0 | W | 36-34 |
| 09/17 | at New England | S | 0 | 0 | 0.0 | 0 | 0 | 0 | 0 | 0.0 | 0 | 0 | W | 24-17 |
| 09/24 | Denver | S | 2 | 0 | 0.0 | 0 | 0 | 0 | 0 | 0.0 | 0 | 0 | W | 70-20 |
| 10/01 | at Buffalo | S | 0 | 0 | 0.0 | 0 | 0 | 1 | 23 | 23.0 | 23 | 0 | L | 20-48 |
| 10/08 | N.Y. Giants | S | 0 | 0 | 0.0 | 0 | 0 | 0 | 0 | 0.0 | 0 | 0 | W | 31-16 |
| 10/15 | Carolina | S | 0 | 0 | 0.0 | 0 | 0 | 0 | 0 | 0.0 | 0 | 0 | W | 42-21 |
| 10/22 | at Philadelphia | P | 0 | 0 | 0.0 | 0 | 0 | 0 | 0 | 0.0 | 0 | 0 | L | 17-31 |
| 10/29 | New England | S | 0 | 0 | 0.0 | 0 | 0 | 1 | 5 | 5.0 | 5 | 0 | W | 31-17 |
| 11/05 | at Kansas City | S | 0 | 0 | 0.0 | 0 | 0 | 1 | 1 | 1.0 | 1 | 0 | L | 14-21 |
| 11/19 | Las Vegas | P | 0 | 0 | 0.0 | 0 | 0 | 3 | 16 | 5.3 | 9 | 0 | W | 20-13 |



| | | | | | | | | | | | | | | |
|-------|---------------|---|---|---|-----|---|---|---|----|------|----|---|---|-------|
| 11/24 | at N.Y. Jets | P | 0 | 0 | 0.0 | 0 | 0 | 0 | 0 | 0.0 | 0 | 0 | W | 34-13 |
| 12/03 | at Washington | S | 0 | 0 | 0.0 | 0 | 0 | 1 | -3 | -3.0 | -3 | 0 | W | 45-15 |
| 12/11 | Tennessee | S | 0 | 0 | 0.0 | 0 | 0 | 1 | 13 | 13.0 | 13 | 0 | L | 27-28 |
| 12/17 | N.Y. Jets | S | 0 | 0 | 0.0 | 0 | 0 | 0 | 0 | 0.0 | 0 | 0 | W | 30-0 |
| 12/24 | Dallas | S | 0 | 0 | 0.0 | 0 | 0 | 2 | 12 | 6.0 | 7 | 0 | W | 22-20 |
| 12/31 | at Baltimore | S | 0 | 0 | 0.0 | 0 | 0 | 1 | 18 | 18.0 | 18 | 0 | L | 19-56 |
| 01/07 | Buffalo | P | 0 | 0 | 0.0 | 0 | 0 | 0 | 0 | 0.0 | 0 | 0 | L | 14-21 |

2023 TOTALS 17-13 2 0 0.0 0 0 13 119 9.2 23 0 11-6

2024 GXG REGULAR-SEASON (MIAMI)

| DATE | OPPONENT | P/S | RUSHING | | | | | RECEIVING | | | | | W/L | SCORE |
|-------|-----------------|-----|------------------|------|------|----|----|-----------|------|------|----|----|-----|--------|
| | | | NO. | YDS. | AVG. | LG | TD | NO. | YDS. | AVG. | LG | TD | | |
| 09/08 | Jacksonville | P | 2 | 8 | 4.0 | 6 | 0 | 0 | 0 | 0.0 | 0 | 0 | W | 20-17 |
| 09/12 | Buffalo | S | 2 | 2 | 1.0 | 3 | 0 | 0 | 0 | 0.0 | 0 | 0 | L | 10-31 |
| 09/22 | at Seattle | P | 1 | -2 | -2.0 | -2 | 0 | 3 | 16 | 5.3 | 6 | 0 | L | 3-24 |
| 09/30 | Tennessee | P | 0 | 0 | 0.0 | 0 | 0 | 0 | 0 | 0.0 | 0 | 0 | L | 12-31 |
| 10/06 | at New England | S | 1 | 3 | 3.0 | 3t | 1 | 0 | 0 | 0.0 | 0 | 0 | W | 15-10 |
| 10/20 | at Indianapolis | S | 2 | -1 | -0.5 | 0 | 0 | 1 | 25 | 25.0 | 25 | 0 | L | 10-16 |
| 10/27 | Arizona | S | 1 | 3 | 3.0 | 3 | 0 | 3 | 19 | 6.3 | 16 | 0 | L | 27-28 |
| 11/03 | at Buffalo | S | 0 | 0 | 0.0 | 0 | 0 | 0 | 0 | 0.0 | 0 | 0 | L | 27-30 |
| 11/11 | at L.A. Rams | | ON INACTIVE LIST | | | | | | | | | | W | 23-15 |
| 11/17 | Las Vegas | | ON INACTIVE LIST | | | | | | | | | | W | 34-19 |
| 11/24 | New England | P | 0 | 0 | 0.0 | 0 | 0 | 0 | 0 | 0.0 | 0 | 0 | W | 34-15 |
| 11/28 | at Green Bay | P | 0 | 0 | 0.0 | 0 | 0 | 2 | 15 | 7.5 | 13 | 0 | L | 17-30 |
| 12/08 | N.Y. Jets | S | 0 | 0 | 0.0 | 0 | 0 | 0 | 0 | 0.0 | 0 | 0 | W | 32-26+ |
| 12/15 | at Houston | S | 0 | 0 | 0.0 | 0 | 0 | 0 | 0 | 0.0 | 0 | 0 | L | 12-20 |
| 12/22 | San Francisco | S | 1 | 4 | 4.0 | 4 | 0 | 0 | 0 | 0.0 | 0 | 0 | W | 29-17 |
| 12/29 | at Cleveland | S | 0 | 0 | 0.0 | 0 | 0 | 0 | 0 | 0.0 | 0 | 0 | W | 20-3 |
| 01/05 | at N.Y. Jets | S | 0 | 0 | 0.0 | 0 | 0 | 2 | 21 | 10.5 | 12 | 0 | L | 20-32 |

2024 TOTALS 15-10 10 17 1.7 6 1 11 96 8.7 25 0 8-9

+ - Overtime

2025 GXG REGULAR-SEASON (MIAMI)

| DATE | OPPONENT | P/S | RUSHING | | | | | RECEIVING | | | | | W/L | SCORE |
|-------|-----------------|-----|---------|------|------|----|----|-----------|------|------|----|----|-----|-------|
| | | | NO. | YDS. | AVG. | LG | TD | NO. | YDS. | AVG. | LG | TD | | |
| 09/07 | at Indianapolis | S | 0 | 0 | 0.0 | 0 | 0 | 1 | 1 | 1.0 | 1 | 0 | L | 8-33 |
| 09/14 | New England | S | 0 | 0 | 0.0 | 0 | 0 | 2 | 13 | 6.5 | 9 | 0 | L | 27-33 |
| 09/18 | at Buffalo | P | 0 | 0 | 0.0 | 0 | 0 | 0 | 0 | 0.0 | 0 | 0 | L | 21-31 |
| 09/29 | N.Y. Jets | P | 0 | 0 | 0.0 | 0 | 0 | 0 | 0 | 0.0 | 0 | 0 | W | 27-21 |
| 10/05 | at Carolina | P | 0 | 0 | 0.0 | 0 | 0 | 0 | 0 | 0.0 | 0 | 0 | L | 24-27 |

2025 TOTALS 5-2 0 0 0.0 0 0 3 14 4.7 9 0 1-4



95 BENITO JONES

DEFENSIVE TACKLE // 6'1" // 335 // MISSISSIPPI '20

ACQUIRED: FA, '24

HOMETOWN: WAYNESBORO, MISS. // BORN: 11/27/97

NFL SEASON: FIFTH SEASON // DOLPHINS SEASON: FOURTH SEASON

NFL CAREER

TRANSACTIONS:

- Signed by Miami on March 14, 2024.
- Awarded off waivers to Detroit on Aug. 31, 2022.
- Waived by Miami on Aug. 30, 2022.
- Signed to Miami's practice squad on Sept. 6, 2021.
- Waived by Miami on Aug. 31, 2021.
- Promoted from Miami's practice squad on Dec. 2, 2020.
- Signed to Miami's practice squad on Sept. 6, 2020.
- Waived by Miami on Sept. 5, 2020.
- Signed by Miami as an undrafted college free agent on April 29, 2020.

CAREER HIGHLIGHTS:

- Played in 61 career games with 31 starts.
- 71 tackles (33 solo), 2.5 sacks and 2 passes defended.
- Played in 3 postseason games with Detroit.

2025 (MIAMI):

- Played in 4 games with 2 starts.
- Inactive for 1 game.
- 3 tackles (1 solo).

AT CAROLINA (10/6): 3 tackles (1 solo).

2024 (MIAMI):

- Played in all 17 games with 15 starts.
- 24 tackles (9 solo).

VS. TENNESSEE (9/30): 4 tackles (1 solo).

VS. N.Y. JETS (12/8): 4 tackles (3 solo).

AT CLEVELAND (12/29): 4 tackles (1 solo).

2023 (DETROIT):

- Played in all 17 games with 15 starts.
- 26 tackles (13 solo) and 1.0 sack.

AT KANSAS CITY (9/7): 4 tackles (3 solo).

VS. ATLANTA (9/24): 2 tackles (1 solo) and 1.0 sack.

- Sacked QB Desmond Ridder for a loss of 8 yards on 2nd-and-8 in the 1st quarter.

AT L.A. CHARGERS: 5 tackles (3 solo).

POSTSEASON:

NFC WILD CARD VS. L.A. RAMS (1/14): Played but did not record any stats.

NFC DIVISIONAL VS. TAMPA BAY (1/21): 1 solo tackle.

NFC CHAMPIONSHIP AT SAN FRANCISCO (1/28):
Played but did not record any stats.

2022 (DETROIT):

- Played in all 17 games.
- 16 tackles (8 solo), 1.5 sacks and 2 passes defended.

VS. BUFFALO (11/24): 1 solo tackle and 1.0 sack.

- Sacked QB Josh Allen on 1st-and-10 with 1:57 remaining in the 3rd quarter.

VS. JACKSONVILLE (12/4): 3 assisted tackles and 0.5 sack.

- Split a sack of QB Trevor Lawrence with DE Aidan Hutchinson for a loss of 5 yards in the 4th quarter.
- It was the 1st half-sack of his career.

AT GREEN BAY (1/8): 4 tackles (1 solo).

2021 (MIAMI):

- Spent the entire season on Miami's practice squad.

2020 (MIAMI):

- Played in 6 games.
- Inactive for 4 games.
- Spent 6 games on the practice squad.
- 2 tackles (1 solo).

VS. N.Y. JETS (10/18): Played but did not record any stats.

- Made his NFL and Dolphins debut.

VS. L.A. CHARGERS (11/15): 1 solo tackle.

AT DENVER (11/22): 1 assisted tackle.

BEFORE THE NFL

COLLEGE (MISSISSIPPI):

- 4-year letterman (2016-19) and 3-year starter.

CAREER: Played in all 48 games with 36 starts – 32 at nose tackle and 4 at defensive tackle; 132 tackles (66 solo), 10.5 sacks, 1 interception, 1 pass defended, 1 forced fumble and 1 fumble recovery.

- His 31 tackles for loss ranked 9th in school history.

SENIOR (2019): Played in all 12 games with 10 starts at nose tackle; 30 tackles (19 solo), 5.5 sacks, 1 interception and 1 pass defended.

- His 30 tackles led the SEC among nose tackles and ranked 4th in the nation.
- 2nd-team All-SEC.

JUNIOR (2018): Started all 12 games at nose tackle; 34 tackles (16 solo) and 3 sacks.

SOPHOMORE (2017): Played in all 12 games with 10 starts at nose tackle; 29 tackles (18 solo), 1.5 sacks, 1 forced fumble and 1 fumble recovery.

TRUE FRESHMAN (2016): Played in all 12 games with 4 starts at defensive tackle; 39 tackles (13 solo) and 0.5 sack.

- 3rd-team Freshman All-American.
- SEC All-Freshman team.



HIGH SCHOOL (WAYNE COUNTY HS – WAYNESBORO, MISS.)

SENIOR (2015): 83 tackles and 14.0 sacks.

- Helped his school win the state championship.
- 5A Defensive Player of the Year.
- 1st-team all-state.

OFF THE FIELD

PERSONAL:

- **PRONUNCIATION:** First name is pronounced buh-KNEE-toh.
- **MAJOR:** General studies.

BENITO JONES' NFL REGULAR SEASON DEFENSIVE STATISTICS

| DATE | TEAM | GP | GS | TACKLES | | | | | YDS | QBH | INTERCEPTIONS | | | | | O. FUMB | | | | ST | | FF | | MISC | |
|------------|---------|----|----|---------|----|----|-----|-----|-----|------|---------------|-----|----|----|----|---------|----|----|-----|----|---|----|----|------|---|
| | | | | TK | S | A | TFL | YDS | SK | | NO | YDS | LG | TD | PD | FF | FR | TD | YDS | TK | S | FF | FR | S | A |
| 2020 | Miami | 6 | 0 | 2 | 1 | 1 | 1 | 0 | 0.0 | 0.0 | 0 | 0 | 0 | 0 | 0 | 0 | 0 | 0 | 0 | 0 | 0 | 0 | 0 | 0 | 0 |
| 2021 | Miami | 0 | 0 | 0 | 0 | 0 | 0 | 0 | 0.0 | 0.0 | 0 | 0 | 0 | 0 | 0 | 0 | 0 | 0 | 0 | 0 | 0 | 0 | 0 | 0 | 0 |
| 2022 | Detroit | 17 | 0 | 16 | 8 | 8 | 0 | 0 | 1.5 | 2.5 | 4 | 0 | 0 | 0 | 0 | 2 | 0 | 0 | 0 | 0 | 0 | 0 | 0 | 0 | 0 |
| 2023 | Detroit | 17 | 15 | 26 | 13 | 13 | 3 | 11 | 1.0 | 8.0 | 6 | 0 | 0 | 0 | 0 | 0 | 0 | 0 | 0 | 0 | 0 | 0 | 0 | 0 | 0 |
| 2024 | Miami | 17 | 15 | 24 | 9 | 15 | 4 | 10 | 0.0 | 0.0 | 3 | 0 | 0 | 0 | 0 | 0 | 0 | 0 | 0 | 0 | 0 | 0 | 0 | 0 | 0 |
| 2025 | Miami | 4 | 1 | 3 | 2 | 1 | 0 | 0 | 0.0 | 0.0 | 0 | 0 | 0 | 0 | 0 | 0 | 0 | 0 | 0 | 0 | 0 | 0 | 0 | 0 | 0 |
| NFL TOTALS | | 61 | 31 | 71 | 33 | 38 | 8 | 21 | 2.5 | 10.5 | 13 | 0 | 0 | 0 | 0 | 2 | 0 | 0 | 0 | 0 | 0 | 0 | 0 | 0 | 0 |

BENITO JONES' NFL POSTSEASON DEFENSIVE STATISTICS

| DATE | TEAM | GP | GS | TACKLES | | | | | YDS | QBH | INTERCEPTIONS | | | | | O. FUMB | | | | ST | | FF | | MISC | |
|------------|---------|----|----|---------|---|---|-----|-----|-----|-----|---------------|-----|----|----|----|---------|----|----|-----|----|---|----|----|------|---|
| | | | | TK | S | A | TFL | YDS | SK | | NO | YDS | LG | TD | PD | FF | FR | TD | YDS | TK | S | FF | FR | S | A |
| 2023 | Detroit | 3 | 0 | 1 | 1 | 0 | 0 | 0 | 0.0 | 0.0 | 0 | 0 | 0 | 0 | 0 | 0 | 0 | 0 | 0 | 0 | 0 | 0 | 0 | 0 | 0 |
| NFL TOTALS | | 3 | 0 | 1 | 1 | 0 | 0 | 0 | 0.0 | 0.0 | 0 | 0 | 0 | 0 | 0 | 0 | 0 | 0 | 0 | 0 | 0 | 0 | 0 | 0 | 0 |

SINGLE-GAME HIGHS: DEFENSIVE

Total Tackles 5 at L.A. Chargers, Nov 12, 2023
Solo Tackles 3 vs. N.Y. Jets, Dec 08, 2024
Sacks 1.0 vs. Buffalo, Nov 24, 2022

Passes Defensed 1 vs. Chicago, Jan 01, 2023
Tackles For Loss ...1 more at 1.
2 vs. N.Y. Jets, Dec 08, 2024



23 JACK JONES

CORNERBACK // 5'11" // 175 // ARIZONA STATE '22

ACQUIRED: FA, '25

HOMETOWN: LONG BEACH, CALIF. // BORN: 12/20/97

NFL SEASON: FOURTH SEASON // DOLPHINS SEASON: FIRST SEASON

NFL CAREER

TRANSACTIONS:

- Signed by Miami on July 26, 2025.
- Awarded off waivers to Las Vegas on Nov. 14, 2023.
- Waived by New England on Nov. 13, 2023.
- 4th-round pick (121st overall) by New England in the 2022 NFL Draft.

CAREER HIGHLIGHTS:

- Played in 46 career games with 26 starts.
- 158 tackles (117 solo), 7 interceptions, 30 passes defended, 2 forced fumbles and 1 fumble recovery; 4 interceptions returned for TDs.
- His 4 interceptions returned for TDs are the 2nd-most since entering the league in 2022:

MOST INTERCEPTION RETURNS FOR TOUCHDOWNS SINCE 2022

| PLAYER | TEAM | INT TDs |
|-------------------|-----------|---------|
| 1. DaRon Bland | Dal. | 5 |
| 2. JACK JONES | NE/LV | 4 |
| 3. Kenny Moore II | Ind. | 3 |
| Andrew Van Ginkel | Mia./Min. | 3 |

- 1 of 9 players in NFL history to record at least 4 interception return TDs in their first three seasons.
- 1 of 11 active players to record multiple interceptions in each of the past three seasons (2022-24).
- His 16 passes defended were tied for the 5th-most in the NFL in 2024:

NFL PASSES DEFENSED LEADERS (2024)

| PLAYER | TEAM | PDs |
|-----------------------|------|-----|
| 1. Denzel Ward | Cle. | 19 |
| 2. Derek Stingley Jr. | Hou. | 18 |
| 3. Mike Jackson | Car. | 17 |
| Zyon McCollum | TB | 17 |
| 5. JACK JONES | LV | 16 |
| Cam Taylor-Britt | Cin. | 16 |
| Alontae Taylor | NO | 16 |

2025 (MIAMI):

- Started 5 games.
- 22 tackles (12 solo), 3 passes defended and 1 forced fumble.

AT INDIANAPOLIS (9/7): 8 tackles (3 solo) and 1 pass defended.

- Made his Dolphins debut.

AT BUFFALO (9/18): 3 tackles (2 solo) and 1 pass defended.

VS. N.Y. JETS (9/29): 5 tackles (1 solo) and 1 forced fumble.

- Forced RB Braelon Allen to fumble on the goal line, which was recovered by S Minkah Fitzpatrick with 3:06 remaining in the 1st quarter.

2024 (LAS VEGAS):

- Played in all 17 games with 16 starts.

- 69 tackles (52 solo), 3 interceptions and 16 passes defended; 1 interception returned for a TD.

AT CINCINNATI (11/3): 4 solo tackles, 1 interception and 2 passes defended.

- Intercepted QB Joe Burrow and returned it 29 yards for a TD with 13:17 left in the game.
- Became the 10th player NFL history to have at least 1 interception returned for a TD in each of their first 3 seasons.

AT TAMPA BAY (12/8): 3 solo tackles, 1 interception and 1 pass defended.

- Intercepted QB Baker Mayfield in the end zone and returned it 24 yards with 0:39 seconds remaining in the 2nd quarter.

AT NEW ORLEANS (12/29): 2 tackles, 1 interception and 3 passes defended.

- Intercepted QB Spencer Rattler with 11:30 remaining in the game.

2023 (NEW ENGLAND/LAS VEGAS):

- Played in 7 games with 3 starts with Las Vegas.
- 25 tackles (20 solo), 2 interceptions and 4 passes defended; 2 interceptions returned for TDs.
- Played in 4 games with New England.
- Missed 6 games with New England after being placed on injured reserve on Sept. 9.
- 12 tackles (8 solo) and 1 pass defended.

VS. L.A. CHARGERS (12/14): 5 tackles (4 solo), 1 interception and 1 pass defended; 1 interception returned for a TD.

- Intercepted QB Easton Stick and returned it 16 yards for a TD with 14:31 left in the game.

AT KANSAS CITY (12/25): 5 tackles (4 solo), 1 interception and 1 pass defended; 1 interception returned for a TD.

- Picked off QB Patrick Mahomes with 4:48 left in the 2nd quarter and returned it 33 yards for a TD to give Las Vegas a 17-7 lead.
- Became the 2nd Raider to record an interception return for TD in consecutive games, joining Eric Allen in 2000.

2022 (NEW ENGLAND):

- Played in 13 games with 2 starts.
- Inactive for 2 games.
- Missed 2 games after being placed on injured reserve on Dec. 31.
- 30 tackles (25 solo), 2 interceptions, 6 passes defended, 1 forced fumble and 1 fumble recovery; 1 interception returned for a TD.

AT MIAMI (9/11): Played but did not record any stats.

- Made his NFL debut.

AT GREEN BAY (10/2): 7 tackles (3 solo), 1 interception, 1 pass defended, 1 forced fumble and 1 fumble recovery; 1



interception returned for a TD.

- Forced and recovered a fumble by WR Romeo Doubs with 8:59 left in the 1st quarter.
- Intercepted QB Aaron Rodgers and returned it 40 yards for a TD with 0:13 remaining in the 2nd quarter to give New England a 10-7 lead.
- Made his first career start.

VS. DETROIT (10/9): 3 solo tackles, 1 interception and 2 passes defended.

- Intercepted QB Jared Goff in the red zone with 5:38 remaining in the 1st quarter.
- Became the first Patriots rookie to record an interception in back-to-back games since Logan Ryan and Duron Harmon in 2013.

BEFORE THE NFL

COLLEGE (ARIZONA STATE):

- Transferred from Moorepark Junior College to Arizona State following the 2018 season.
- Transferred from USC to Moorepark Junior College following the 2017 season.

CAREER: Played in 53 games with ___ starts; 145 tackles (123 solo), 1.0 sack, 10 interceptions, 29 passes defended, 5 forced fumbles and 1 fumble recovery.

GRADUATE (2021 AT ARIZONA STATE): Played in 11 games with 7 starts; 42 tackles (36 solo), 1.0 sack, 3 interceptions, 6 passes defended and 3 forced fumbles.

- All-Pac-12 honorable mention.

REDSHIRT SENIOR (2020 AT ARIZONA STATE): Played in 2 games; 5 tackles (4 solo).

REDSHIRT JUNIOR (2019 AT ARIZONA STATE): Played in all 13 games with 1 start; 45 tackles (41 solo), 3 interceptions, 13 passes defended and 1 forced fumble.

- 1st-team All-Pac-12.

JUNIOR (2018 AT MOOREPARK JUNIOR COLLEGE): Did not play.

SOPHOMORE (2017 AT USC): Started all 14 games; 40 tackles (31 solo), 4 interceptions, 8 passes defended, 1 forced fumble and 1 fumble recovery.

- Helped team to the Pac-12 title.

FRESHMAN (2016 AT USC): Played in all 13 games; 13 tackles (11 solo), 1 pass defended and 1 fumble recovery.

- Helped team to victory in the Rose Bowl.

HIGH SCHOOL (LONG BEACH POLY HS - LONG BEACH, CALIF.):

SENIOR (2015): 23 tackles, 1 interception and 4 passes defended; 42 receptions for 837 yards (19.9 avg.) and 11 TDs.

- All-American.
- 1st-team all-state.

JACK JONES' NFL REGULAR SEASON DEFENSIVE STATISTICS

| DATE | TEAM | GP | GS | TK | S | TACKLES | | | | | YDS | QBH | INTERCEPTIONS | | | | O. FUMB | | | ST | | FF | | MISC | | | |
|------------|-------------|----|----|-----|-----|---------|-----|-----|-----|-----|-----|-----|---------------|-----|-----|----|---------|----|----|-----|----|----|---|------|----|---|---|
| | | | | | | A | TFL | YDS | SK | NO | | | YDS | LG | TD | PD | FF | FR | TD | YDS | TK | S | A | FF | FR | S | A |
| 2022 | New England | 13 | 2 | 30 | 25 | 5 | 3 | 5 | 0.0 | 0.0 | 0.0 | 0 | 2 | 40 | 40t | 1 | 6 | 1 | 1 | 0 | 0 | 0 | 0 | 0 | 0 | 0 | 0 |
| 2023 | New England | 4 | 0 | 12 | 8 | 4 | 0 | 0 | 0.0 | 0.0 | 0.0 | 1 | 0 | 0 | 0 | 0 | 1 | 0 | 0 | 0 | 0 | 0 | 0 | 0 | 0 | 0 | |
| 2023 | Las Vegas | 7 | 3 | 25 | 20 | 5 | 1 | 0 | 0.0 | 0.0 | 0.0 | 0 | 2 | 49 | 33t | 2 | 4 | 0 | 0 | 0 | 0 | 0 | 0 | 0 | 0 | 0 | |
| 2023 | TOTAL | 11 | 3 | 37 | 28 | 9 | 1 | 0 | 0.0 | 0.0 | 0.0 | 1 | 2 | 49 | 33t | 2 | 5 | 0 | 0 | 0 | 0 | 0 | 0 | 0 | 0 | 0 | |
| 2024 | Las Vegas | 17 | 16 | 69 | 52 | 17 | 3 | 13 | 0.0 | 0.0 | 0.0 | 0 | 3 | 53 | 29t | 1 | 16 | 0 | 0 | 0 | 0 | 0 | 0 | 0 | 0 | 0 | |
| 2025 | Miami | 5 | 5 | 22 | 12 | 10 | 0 | 0 | 0.0 | 0.0 | 0.0 | 0 | 0 | 0 | 0 | 0 | 3 | 1 | 0 | 0 | 0 | 0 | 0 | 0 | 0 | 0 | |
| NFL TOTALS | | 46 | 26 | 158 | 117 | 41 | 7 | 18 | 0.0 | 0.0 | 0.0 | 1 | 7 | 142 | 40t | 4 | 30 | 2 | 1 | 0 | 0 | 0 | 0 | 0 | 0 | 0 | |

SINGLE-GAME HIGHS: DEFENSIVE

Total Tackles
Solo Tackles
Passes Defended

8 at Indianapolis, Sep 07, 2025
7 vs. Denver, Nov 24, 2024
3 at New Orleans, Dec 29, 2024

Tackles For Loss
Interceptions

Interception Return Yards

2 vs. Buffalo, Dec 01, 2022
1 at New Orleans, Dec 29, 2024
...6 more at 1.
40 at Green Bay, Oct 02, 2022



8

MATTHEW JUDON

LINEBACKER // 6'3" // 265 // GRAND VALLEY STATE '16
ACQUIRED: FA, '25
HOMETOWN: WEST BLOOMFIELD, MICH. // BORN: 08/15/92
NFL SEASON: TENTH SEASON // DOLPHINS SEASON: FIRST SEASON



NFL CAREER

TRANSACTIONS:

- Signed by Miami on Aug. 19, 2025.
- Traded by New England to Atlanta on Aug. 15, 2024.
- Signed with New England on March 17, 2021
- Selected in the 5th-round (146th overall) by Baltimore in the 2016 NFL Draft.

CAREER HONORS:

- 2022 Pro Bowl Selection.
- 2022 PFWA All-AFC Team.
- AFC Defensive Player of the Week vs. Detroit (10/9/22).
- 2021 Pro Bowl Selection.
- 2020 Pro Bowl Selection.
- 2019 Pro Bowl Selection.

CAREER HIGHLIGHTS:

- Played in 136 career games with 97 starts.
- 411 tackles (277 tackles), 72.0 sacks, 1 interception, 19 passes defended, 9 forced fumbles and 4 fumble recoveries; 1 interception returned for a TD.
- 5 special teams tackles (2 solo).
- Appeared in 5 postseason games with 3 starts – 4 with Baltimore and 1 with New England.

2025 (MIAMI):

- Played in 5 games.
- 4 tackles (2 solo).
- 2 special teams tackles (1 solo).

AT INDIANAPOLIS (9/7): 2 tackles (1 solo).

- Made his Dolphins debut.

2024 (ATLANTA):

- Appeared in 17 games with 15 starts.
- 41 tackles (25 solo), 5.5 sacks, 1 interception returned for a TD and 5 passes defended.

AT PHILADELPHIA (9/16): 6 tackles (3 solo) and 1.0 sack.

- Sacked QB Jalen Hurts for a loss of 4 yards in the 3rd quarter.

AT DENVER (11/17): 3 solo tackles and 1.0 sack.

- Sacked QB Bo Nix for a loss of 12 yards with 47 seconds remaining in the 2nd quarter.

AT MINNESOTA (12/8): 2 solo tackles and 1.0 sack.

- Sacked QB Sam Darnold for a loss of 6 yards on 2nd-and-7 in the 2nd quarter.

VS. N.Y. GIANTS (12/22): 1 solo tackle, 1.0 sack, 1 interception returned for a TD and 1 pass defended.

- Intercepted QB Drew Lock and returned it 27 yards for a TD on the 2nd play of the 3rd quarter.
- It was the 1st TD of his career.
- Sacked QB Drew Lock for a loss of 7 yards in the 4th quarter, forcing the Giants to punt.

AT WASHINGTON (12/29): 4 solo tackles and 1.0 sack.

- Sacked QB Jayden Daniels for a loss of 10 yards on 1st-and-20 with 3:30 remaining in the 2nd quarter.

2023 (NEW ENGLAND):

- Played in 4 games with 2 starts.
- Missed the remainder of the season after being placed on injured reserve on October 14.
- 13 tackles (10 solo) and 4.0 sacks.

VS. PHILADELPHIA (9/10): 3 solo tackles and 1.0 sack.

- Sacked QB Jalen Hurts for a loss of 8 yards, forcing Philadelphia to settle for a field goal on their opening possession.

VS. MIAMI (9/17): 4 solo tackles and 1.0 sack.

- Sacked QB Tua Tagovailoa for a loss of 5 yards, forcing Miami to punt with 13:33 remaining in the 3rd quarter.

AT N.Y. JETS (9/24): 5 tackles (2 solo) and 2.0 sacks.

- Sacked QB Zach Wilson for a loss of 7 yards on 3rd-and-8, forcing the Jets to punt with 8:05 remaining in the 1st quarter.
- Sacked QB Zach Wilson for a loss of 5 yards in the end zone, resulting in a safety with 2:44 remaining in the 4th quarter.

2022 (NEW ENGLAND):

- Played in 17 games with 15 starts
- 60 tackles (36 solo), 15.5 sacks, 3 passes defended, 2 forced fumbles and 1 fumble recovery.

VS. DETROIT (10/9): 3 tackles (2 solo), 2.0 sacks and 1 forced fumble.

- Sacked QB Jared Goff for a loss of 9 yards on 3rd-and-7, forcing Detroit to punt with 11:07 remaining in the 2nd quarter.
- Strip-sacked QB Jared Goff on 4th-and-9 for a loss of 9 yards, which was recovered by S Kyle Dugger and returned 59 yards for a TD with 3:40 remaining in the 2nd quarter.

VS. CHICAGO (10/24): 4 tackles (3 solo), 2.5 sacks and 1 pass defended.

- Split a sack of QB Justin Fields with LB Mack Wilson Sr. for a loss of 9 yards on 3rd-and-10, forcing Chicago to punt with 13:01 remaining in the 2nd quarter.
- Sacked QB Justin Fields on 2nd-and-5 with 2:33 remaining in the 2nd quarter.
- Sacked QB Justin Fields on 2nd-and-6 for a loss of 8 yards with 1:26 remaining in the 2nd quarter.

VS. INDIANAPOLIS (11/6): 6 tackles (4 solo) and 3.0 sacks.

- Sacked QB Sam Ehlinger for a loss of 3 yards on the first snap of the Colts' opening possession.
- Sacked QB Sam Ehlinger on 3rd-and-8 for a loss of 8 yards, forcing Indianapolis to punt.
- Sacked QB Sam Ehlinger in the red zone for a loss of 9



yards, forcing Indianapolis to settle for a FG in the 3rd quarter.

VS. N.Y. JETS (11/20): 5 tackles (3 solo) and 1.5 sacks.

- Split a sack of QB Zach Wilson with LB Mack Wilson Sr. for a loss of 9 yards, forcing the Jets to punt on their opening possession of the 3rd quarter.
- Sacked QB Zach Wilson on 3rd-and-12 for a loss of 9 yards, forcing the Jets to punt to start the 4th quarter.

AT ARIZONA (12/12): 4 tackles (3 solo) and 1.5 sacks.

- Split a sack of QB Colt McCoy with DE Lawrence Guy for a loss of 5 yards in the 1st quarter.
- Sacked QB Colt McCoy on 1st-and-10 for a loss of 13 yards with 6:49 remaining in the 4th quarter.

HONORS:

- Selected to the 4th Pro Bowl of his career.
- PFWA All-AFC team.
- AFC Defensive Player of the Week vs. Detroit (10/9).

2021 (NEW ENGLAND):

- Played in all 17 games with 16 starts
- 60 tackles (38 solo), 12.5 sacks, 1 pass defended and 1 fumble recovery.

VS. NEW ORLEANS (9/26): 3 tackles (2 solo) and 2.5 sacks.

- Sacked QB Jameis Winston on 2nd-and-3 for a loss of 9 yards with 5:41 remaining in the 2nd quarter.
- Sacked QB Jameis Winston with DE Deatrich Wise Jr. for a loss of 3 yards with 2:00 remaining in the 2nd quarter.
- Sacked QB Jameis Winston on 3rd-and-12 for a loss of 6 yards, forcing New Orleans to punt with 11:19 remaining in the 4th quarter.

VS. TAMPA BAY (10/3): 7 tackles (4 solo) and 1.0 sack.

- Sacked QB Tom Brady for a loss of 8 yards with 6:35 remaining in the 2nd quarter.

AT HOUSTON (10/10): 4 tackles (2 solo), 2.0 sacks and 1 fumble recovery.

- Sacked QB Davis Mills for a loss of 2 yards with 1:56 remaining in the 2nd quarter.
- Sacked QB Davis Mills for a loss of 9 yards, forcing Houston to settle for a field goal with 1:46 remaining in the 2nd quarter.
- Recovered a WR Chris Conley fumble at the Houston 38-yard line, sealing New England's victory with 8 seconds remaining in the game.

AT L.A. CHARGERS (10/31): 5 tackles (4 solo) and 1.5 sacks.

- Sacked QB Justin Herbert for a loss of 4 yards on 2nd-and-10 in the 1st quarter.
- Split a sack of QB Justin Herbert with DT Christian Barmore for a loss of 8 yards with 1:32 remaining in the game.

VS. TENNESSEE (11/28): 6 tackles (4 solo) and 1.0 sack.

- Sacked QB Ryan Tannehill on 3rd-and-3 for a loss of 8 yards to force the Titans to put on their opening possession.

POSTSEASON:

AFC WILD CARD AT BUFFALO (1/15): 1 solo tackle.

HONORS:

- Selected to the 3rd Pro Bowl of his career.

2020 (BALTIMORE):

- Played in 14 games with 13 starts.
- Missed 2 games on the Reserve/COVID list.
- 50 tackles (32 solo), 6.0 sacks and 2 passes defended; 1 safety.

AT WASHINGTON (10/4): 4 tackles (2 solo), 2.0 sacks and 1 pass defended.

- Sacked QB Dwayne Haskins Jr. on 3rd-and-6 for a loss of 9 yards, forcing Washington to punt.
- Sacked QB Dwayne Haskins Jr. for a loss of 13 yards with 1:02 remaining in the 2nd quarter.

AT INDIANAPOLIS (11/8): 7 tackles (5 solo) and 1 pass defended.

VS. TENNESSEE (11/22): 6 tackles (4 solo) and 1.0 sack.

- Sacked QB Ryan Tannehill for a loss of 8 yards with 3:12 remaining in the 4th quarter.

VS. JACKSONVILLE (12/20): 2 solo tackles and 1.0 sack.

- Sacked QB Garner Minshew in the end zone for a safety on Jacksonville's opening possession.

POSTSEASON:

AFC WILD CARD AT TENNESSEE (1/10): 3 solo tackles.

AFC DIVISIONAL AT BUFFALO (1/16): 3 tackles (2 solo), 1.0 sack and 1 forced fumble.

- Strip-sacked QB Josh Allen for a loss of 12 yards but was recovered by Buffalo with 9:12 remaining in the 2nd quarter.

HONORS:

- Selected to the 2nd Pro Bowl of his career.

2019 (BALTIMORE):

- Started all 16 games.
- 54 tackles (43 solo), 9.5 sacks and 4 forced fumbles.
- part of a defense that ranked No. 3 in the NFL in points allowed and No. 4 in yards allowed per game.

VS. HOUSTON (11/17): 7 solo tackles, 2.0 sacks and 1 forced fumble.

- Strip-sacked QB Deshaun Watson for a loss of 14 yards, which was recovered by LB Jaylon Ferguson at the Houston 41-yard line with 12:36 remaining in the 1st quarter.
- Sacked QB Deshaun Watson on 3rd-and-10 for a loss of 13 yards to force Houston to punt with 10:31 remaining in the 3rd quarter.

AT L.A. RAMS (11/25): 2 solo tackles, 1.0 sack and 1 forced fumble.

- Strip-sacked QB Jared Goff for a loss of 5 yards, but was recovered by the Rams with 2:27 remaining in the 2nd quarter.

AT BUFFALO (12/8): 5 tackles (2 solo), 1.5 sacks and 1 forced fumble.

- Strip-sacked QB Josh Allen for a loss of 7 yards, which was recovered by DE Jihad Ward and returned it to the Buffalo 24-yard line with 1:03 remaining in the 1st quarter.
- Split a sack of QB Josh Allen with NT Michael Pierce on 2nd-and-10 for a loss of 7 yards with 46 seconds remaining in the 2nd quarter.

VS. PITTSBURGH (12/29): 2 solo tackles, 1.0 sack and 1 forced fumble.



- Strip-sacked QB Devlin Hodges for a loss of 11 yards, which was recovered by NT Michael Pierce and returned to the Pittsburgh 23-yard line with 54 seconds remaining in the 2nd quarter.

POSTSEASON:

AFC DIVISIONAL VS. TENNESSEE (1/11): 4 tackles (3 solo).

HONORS:

- Selected to the 1st Pro Bowl of his career.
- PFWA All-AFC Team.

2018 (BALTIMORE):

- Played in all 16 games with 8 starts.
- 44 tackles (29 solo), 7.0 sacks, 3 passes defended and 1 forced fumble.

AT TENNESSEE (10/14): 3 solo tackles and 1.0 sack.

- Sacked QB Marcus Mariota for a loss of 8 yards with 13:44 remaining in the 4th quarter.

AT CAROLINA (10/28): 10 tackles (4 solo).

VS. PITTSBURGH (11/4): 5 solo tackles, 1.0 sack and 1 pass defended.

- Sacked QB Ben Roethlisberger on 3rd-and-11 for a loss of 10 yards, forcing Pittsburgh to punt with 1:45 left in the game.

VS. OAKLAND (11/25): 5 tackles (3 solo), 3.0 sacks and 1 forced fumble.

- Strip-sacked QB Derek Carr, which was recovered by LB Terrell Suggs and returned 43 yards for a TD with 6:11 remaining in the 4th quarter.
- Sacked QB Derek Carr on back-to-back snaps for a loss of 7 yards and 5 yards respectively with less than 5 minutes remaining in the game.

AT KANSAS CITY (12/9): 2 solo tackles and 1.0 sack.

- Sacked QB Patrick Mahomes for a loss of 9 yards with 4:50 remaining in the 2nd quarter.

POSTSEASON:

AFC WILD CARD VS. L.A. CHARGERS (1/6): 4 tackles (3 solo).

2017 (BALTIMORE):

- Played in all 16 games with 12 starts.
- 58 tackles (50 solo), 8.0 sacks, 3 passes defended, 2 forced fumbles and 1 fumble recovery.
- 3 special teams tackles (1 solo).

VS. CLEVELAND (9/17): 1 solo tackle and 1 fumble recovery; 1 solo special teams tackle.

- Recovered a QB DeShone Kizer fumble at the Cleveland 33-yard line, which was forced by LB Terrell Suggs with 7:38 remaining in the 1st quarter.

VS. CHICAGO (10/15): 12 solo tackles and 2.0 sacks; 2 assisted special teams tackles.

- Sacked QB Mitchell Trubisky on 3rd-and-11 for a loss of 8 yards, forcing Chicago to punt with 1:57 remaining in the 2nd quarter.
- Sacked QB Mitchell Trubisky for a loss of 4 yards with 31 seconds remaining in the 4th quarter.

AT GREEN BAY (11/19): 7 tackles (6 solo), 2.0 sacks and 1 forced fumble.

- Forced RB Devante Mays to fumble, which was

recovered by LB Patrick Onwuasor at the Green Bay 42-yard line with 11:29 remaining in the 2nd quarter.

- Sacked QB Brent Hundley on 1st-and-10 for a loss of 12 yards with 2:43 remaining in the 2nd quarter.
- Sacked QB Brent Hundley on 3rd-and-22 for a loss of 13 yards, forcing Green Bay to punt with 1:57 remaining in the 2nd quarter.

AT PITTSBURGH (12/10): 5 tackles (4 solo) and 1 forced fumble.

- Forced WR Antonio Brown to fumble but was recovered by Pittsburgh with 14:24 remaining in the 2nd quarter.

2016 (BALTIMORE):

- Played in 14 games.
- Inactive for 2 games.
- 27 tackles (12 solo), 4.0 sacks, 2 passes defended and 1 fumble recovery.

VS. BUFFALO (9/11): 1 assisted tackle.

- Made his NFL debut.

AT N.Y. GIANTS (10/16): 4 tackles (1 solo).

AT N.Y. JETS (10/23): 3 tackles (2 solo) and 2.0 sacks.

- Sacked QB Geno Smith on 3rd-and-6 for a loss of 8 yards, forcing the Jets to punt with 8:33 remaining in the 2nd quarter.
- Sacked QB Ryan Fitzpatrick on 3rd-and-4 for a loss of 5 yards, forcing the Jets to punt with 7:49 remaining in the 4th quarter.

VS. PITTSBURGH (11/6): 3 solo tackles and 1.0 sack.

- Sacked QB Ben Roethlisberger on 3rd-and-6 for a loss of 12 yards with 3:20 remaining in the 4th quarter.

VS. CLEVELAND (11/10): 1 fumble recovery.

- Recovered a QB Josh McCown fumble, which was forced by LB Terrell Suggs, and returned it to the Cleveland 30-yard line.

BEFORE THE NFL

COLLEGE (GRAND VALLEY STATE):

- 4-year letterman (2011-15).

CAREER: Played in 42 games with 32 starts.

- Finished as the school's all time leader with 35.0 sacks.

GRADUATE (2015): Played in 15 games; 81 tackles (37 solo), 20.0 sacks, 3 passes defended, 3 forced fumbles and 2 fumble recoveries.

REDSHIRT SENIOR (2014): Played in 11 games; 72 tackles (36 solo), 8.5 sacks, 5 passes defended and 4 forced fumbles.

- 1st-team All-GLIAC.

REDSHIRT JUNIOR (2013): Missed the entire season due to injury.

REDSHIRT SOPHOMORE (2012): Started in 8 games; 37 tackles (18 solo), 3.5 sacks, 1 interception returned for a TD and 1 forced fumble.

REDSHIRT FRESHMAN (2011): Played in 7 games; 14 tackles (9 solo), 2.0 sacks and 1 fumble recovery.

- Redshirted in 2010.



HIGH SCHOOL: WEST BLOOMFIELD HS - WEST BLOOMFIELD, MICH.

- 89 tackles, 16 tackles for loss and 6.0 sacks.

OFF THE FIELD

PERSONAL:

- **PRONUNCIATION:** Last name is pronounced JOO-don.
- **MAJOR:** Accounting and engineering.

MATTHEW JUDON'S NFL REGULAR SEASON DEFENSIVE STATISTICS

| DATE | TEAM | GP | GS | TK | S | A | TACKLES | | | | YDS | QBH | INTERCEPTIONS | | | | O. FUMB | | | | TK | S | A | FF | FR | MISC | |
|------------|-------------|-----|----|-----|-----|-----|---------|-----|------|-------|-----|-----|---------------|-----|----|----|---------|----|----|-----|----|---|---|----|----|------|---|
| | | | | | | | TFL | YDS | SK | NO | | | YDS | LG | TD | PD | FF | FR | TD | YDS | | | | | | | |
| 2016 | Baltimore | 14 | 0 | 27 | 12 | 15 | 4 | 34 | 4.0 | 34.0 | 10 | 0 | 0 | 0 | 0 | 2 | 0 | 1 | 0 | 3 | 0 | 0 | 0 | 0 | 0 | 0 | |
| 2017 | Baltimore | 16 | 12 | 58 | 50 | 8 | 17 | 95 | 8.0 | 70.0 | 19 | 0 | 0 | 0 | 0 | 3 | 2 | 1 | 0 | 0 | 3 | 1 | 2 | 0 | 0 | 0 | |
| 2018 | Baltimore | 16 | 8 | 44 | 29 | 15 | 10 | 62 | 7.0 | 41.0 | 20 | 0 | 0 | 0 | 0 | 3 | 1 | 0 | 0 | 0 | 0 | 0 | 0 | 0 | 0 | 0 | |
| 2019 | Baltimore | 16 | 16 | 54 | 43 | 11 | 14 | 81 | 9.5 | 85.5 | 33 | 0 | 0 | 0 | 0 | 0 | 4 | 0 | 0 | 0 | 0 | 0 | 0 | 0 | 0 | 0 | |
| 2020 | Baltimore | 14 | 13 | 50 | 32 | 18 | 9 | 52 | 6.0 | 44.0 | 21 | 0 | 0 | 0 | 0 | 2 | 0 | 0 | 0 | 0 | 0 | 0 | 0 | 0 | 0 | 0 | |
| 2021 | New England | 17 | 16 | 60 | 38 | 22 | 14 | 77 | 12.5 | 85.0 | 25 | 0 | 0 | 0 | 0 | 1 | 0 | 1 | 0 | -6 | 0 | 0 | 0 | 0 | 0 | 0 | |
| 2022 | New England | 17 | 15 | 60 | 36 | 24 | 14 | 99 | 15.5 | 102.5 | 28 | 0 | 0 | 0 | 0 | 3 | 2 | 1 | 0 | 1 | 0 | 0 | 0 | 0 | 0 | 0 | |
| 2023 | New England | 4 | 2 | 13 | 10 | 3 | 5 | 27 | 4.0 | 25.0 | 9 | 0 | 0 | 0 | 0 | 0 | 0 | 0 | 0 | 0 | 0 | 0 | 0 | 0 | 0 | 0 | |
| 2024 | Atlanta | 17 | 15 | 41 | 25 | 16 | 7 | 42 | 5.5 | 43.0 | 9 | 1 | 27 | 27t | 1 | 5 | 0 | 0 | 0 | 0 | 0 | 0 | 0 | 0 | 0 | 0 | |
| 2025 | Miami | 5 | 0 | 4 | 2 | 2 | 0 | 0 | 0.0 | 0.0 | 1 | 0 | 0 | 0 | 0 | 0 | 0 | 0 | 0 | 0 | 2 | 1 | 1 | 0 | 0 | 0 | |
| NFL TOTALS | | 136 | 97 | 411 | 277 | 134 | 94 | 569 | 72.0 | 530.0 | 175 | 1 | 27 | 27t | 1 | 19 | 9 | 4 | 0 | -2 | 5 | 2 | 3 | 0 | 0 | 0 | 0 |

MATTHEW JUDON'S NFL POSTSEASON DEFENSIVE STATISTICS

| DATE | TEAM | GP | GS | TK | TACKLES | | | | | | YDS | QBH | INTERCEPTIONS | | | | O. FUMB | | | | TK | ST | | MISC | |
|------------|-------------|----|----|----|---------|---|-----|-----|-----|------|-----|-----|---------------|----|----|----|---------|----|----|-----|----|----|----|------|----|
| | | | | | S | A | TFL | YDS | SK | NO | | | YDS | LG | TD | PD | FF | FR | TD | YDS | | A | FF | | FR |
| 2018 | Baltimore | 1 | 0 | 4 | 3 | 1 | 2 | 3 | 0.0 | 0.0 | 5 | 0 | 0 | 0 | 0 | 0 | 0 | 0 | 0 | 0 | 0 | 0 | 0 | 0 | |
| 2019 | Baltimore | 1 | 1 | 3 | 1 | 2 | 0 | 0 | 0.0 | 0.0 | 0 | 0 | 0 | 0 | 0 | 0 | 0 | 0 | 0 | 0 | 0 | 0 | 0 | 0 | |
| 2020 | Baltimore | 2 | 2 | 6 | 5 | 1 | 1 | 3 | 1.0 | 12.0 | 2 | 0 | 0 | 0 | 0 | 0 | 1 | 0 | 0 | 0 | 0 | 0 | 0 | 0 | |
| 2021 | New England | 1 | 0 | 1 | 1 | 0 | 0 | 0 | 0.0 | 0.0 | 1 | 0 | 0 | 0 | 0 | 0 | 0 | 0 | 0 | 0 | 0 | 0 | 0 | 0 | |
| NFL TOTALS | | 5 | 3 | 14 | 10 | 4 | 3 | 6 | 1.0 | 12.0 | 8 | 0 | 0 | 0 | 0 | 0 | 1 | 0 | 0 | 0 | 0 | 0 | 0 | 0 | 0 |

SINGLE-GAME HIGHS: DEFENSIVE

Total Tackles 12 vs. Chicago, Oct 15, 2017
Solo Tackles 12 vs. Chicago, Oct 15, 2017
Sacks 3.0 vs. Indianapolis, Nov 06, 2022
...1 more at 3.0.
Passes Defensed 2 vs. Cincinnati, Nov 27, 2016
Forced Fumbles 1 vs. Pittsburgh, Dec 29, 2019
...6 more at 1.
Fumble Recoveries 1 at Houston, Oct 10, 2021
...2 more at 1.

Tackles For Loss 4 vs. Chicago, Oct 15, 2017
Interceptions 1 vs. N.Y. Giants, Dec 22, 2024
Interception Return Yards 27 vs. N.Y. Giants, Dec 22, 2024
Safeties 1 vs. Jacksonville, Dec 20, 2020
Special Teams Tackles 2 at Carolina, Oct 05, 2025
...1 more at 2.
Longest Opp Fumble Return 3 vs. Cleveland, Nov 10, 2016



70 KENDALL LAMM

TACKLE // 6'5" // 308 // APPALACHIAN STATE '15

ACQUIRED: FA, '25

HOMETOWN: CHARLOTTE, N.C. // BORN: 06/05/92

NFL SEASON: ELEVENTH SEASON // DOLPHINS SEASON: THIRD SEASON

NFL CAREER

TRANSACTIONS:

- Signed by Miami on Aug. 27, 2025.
- Released by Philadelphia on Aug. 26, 2025.
- Signed by Philadelphia on March 25, 2025.
- Signed to Miami's active roster on Dec. 31, 2022.
- Signed to Miami's practice squad on Nov. 28, 2022.
- Released by Detroit on Aug. 29, 2022.
- Signed by Detroit on Aug. 8, 2022.
- Released by Tennessee on March 10, 2022.
- Signed by Tennessee as an unrestricted free agent from Cleveland on March 17, 2021.
- Signed by Cleveland as an unrestricted free agent from Houston on March 15, 2019.
- Signed by Houston on Oct. 31, 2017.
- Waived by Houston on Oct. 28, 2017.
- Signed by Houston as an undrafted college free agent on May 8, 2015.

CAREER HIGHLIGHTS:

- Played in 123 career games with 44 starts – 22 at right tackle, 12 at left tackle and 10 as an extra offensive lineman.
- 2 receptions for 8 yards (4.0 avg.) and 1 TD.
- 2 miscellaneous fumble recoveries.
- Appeared in 8 postseason games with 1 start at right tackle – 4 with Houston, 2 with Cleveland, 1 with Tennessee and 1 with Miami.

2025 (MIAMI):

- Played in 4 games.
- Inactive for 1 game.

2024 (MIAMI):

- Played in 15 games with 7 starts at right tackle.
- Inactive for 1 game.
- Missed the rest of the season after being placed on injured reserve on Jan. 1.
- 1 miscellaneous fumble recovery.

VS. LAS VEGAS (11/17): Started at right tackle.

- Helped the offense total 353 yards and 34 points, scoring on six of seven possessions in the win.

VS. N.Y. JETS (12/8): Started at right tackle.

- Helped the offense total 375 yards and 32 points while not surrendering a sack or quarterback hit.

VS. SAN FRANCISCO (12/22): Started at right tackle.

- Helped the Dolphins total 381 yards of offense including 166 rushing yards while not allowing QB Tua Tagovailoa to get sacked.

2023 (MIAMI):

- Played in all 17 games with 8 starts – 7 at left tackle and 1 at right tackle.

AT L.A. CHARGERS (9/10): Started at left tackle.

- Helped the offense total 536 yards and 36 points while not allowing QB Tua Tagovailoa to get sacked.

AT NEW ENGLAND (9/17): Started at left tackle.

- Helped the offense total 389 yards and pave the way for RB Raheem Mostert to rush for 121 yards and 2 TDs.

VS. NEW ENGLAND (10/29): Started at left tackle.

- Protected QB Tua Tagovailoa who completed 30-of-45 passes for 324 yards and 3 TDs.

POSTSEASON:

AFC WILD CARD AT KANSAS CITY (1/13): Played but did not record any stats.

2022 (DETROIT/MIAMI):

- Started 1 game at left tackle with Miami.
- Inactive for 1 game with Miami.
- Did not play in 2 games.
- Spent 4 games on Miami's practice squad.
- Spent offseason and training camp with Detroit.

AT NEW ENGLAND (1/1): Started at left tackle.

- Made his Dolphins debut.

POSTSEASON:

AFC WILD CARD AT BUFFALO (1/15): Inactive.

2021 (TENNESSEE):

- Played in 12 games with 1 start at left tackle.
- Inactive for 3 games.
- Spent 2 games on the Reserve/COVID-19 list.

VS. ARIZONA (9/12): Played but did not record any stats.

- Made his Tennessee debut.

VS. KANSAS CITY (10/24): Started at left tackle.

- It was his 1st start for the Titans.

POSTSEASON:

AFC DIVISIONAL VS. CINCINNATI (1/22): Played but did not record any stats.

2020 (CLEVELAND):

- Played in 15 games with 1 start at left tackle.
- Inactive for 1 game.
- 1 reception for 1 yard and 1 TD.

AT TENNESSEE (12/6): 1 reception for 1 yard and 1 TD.

- Recorded his 1st career TD on a 1-yard pass from QB Baker Mayfield in the 2nd quarter.

AT N.Y. JETS (12/27): Started at left tackle.

POSTSEASON:



AFC WILD CARD AT PITTSBURGH (1/10): Played but did not record any stats.

AFC DIVISIONAL AT KANSAS CITY (1/17): Played but did not record any stats.

2019 (CLEVELAND):

- Played in 4 games with 2 starts at right tackle.
- Inactive for 12 games.

VS. TENNESSEE (9/8): Played but did not record any stats.

VS. CINCINNATI (12/8): Started at right tackle.

AT ARIZONA (12/15): Started at right tackle.

2018 (HOUSTON):

- Played in 15 games with 13 starts at right tackle.
- Inactive for 1 game.

AT INDIANAPOLIS (9/30): Started at right tackle.

- Helped the offense gain 466 total yards.

VS. JACKSONVILLE (12/30): Started at right tackle.

POSTSEASON:

AFC WILD CARD VS. INDIANAPOLIS (1/5): Started at right tackle.

2017 (HOUSTON):

- Played in 10 games with 4 starts – 1 at left tackle and 3 as an extra offensive lineman.
- Inactive for 5 games.

VS. JACKSONVILLE (9/10): Started at left tackle.

2016 (HOUSTON):

- Played in 15 games with 3 starts as an extra offensive lineman.
- Dressed but did not play in 1 game.

VS. TENNESSEE (10/2): Started as an extra offensive lineman.

POSTSEASON:

AFC WILD CARD VS. OAKLAND (1/7): Played but did not record any stats.

AFC DIVISIONAL AT NEW ENGLAND (1/14): Played but did not record any stats.

2015 (HOUSTON):

- Played in 15 games with 4 starts as an extra offensive lineman.
- 1 miscellaneous fumble recovery.

- 1 reception for 7 yards.

AT CAROLINA (9/20): Played but did not record any stats.

- Made his NFL debut.

VS. INDIANAPOLIS (10/8): Started as an extra offensive lineman.

- Made his 1st NFL start.

AT BUFFALO (12/6): 1 reception for 7 yards.

- Caught a 7-yard pass from QB Brian Hoyer to convert a 3rd-and-1 in the 1st quarter for his 1st career reception.

POSTSEASON:

AFC DIVISIONAL VS. KANSAS CITY (1/9): Played but did not record any stats.

BEFORE THE NFL

COLLEGE (APPALACHIAN STATE):

- 4-year starter (2011-14).

CAREER: Played in 43 games with 42 starts at left tackle.

REDSHIRT SENIOR (2014): Started all 12 games at left tackle.

- 1st-team All-Sun Belt Conference.

REDSHIRT JUNIOR (2013): Started all 12 games at left tackle.

- 1st-team All-Southern Conference.

REDSHIRT SOPHOMORE (2012): Started 11 games at left tackle.

REDSHIRT FRESHMAN (2011): Played in 8 games with 7 starts at left tackle.

- Redshirted in 2010.

HIGH SCHOOL (BUTLER HS – MATTHEWS, N.C.)

SENIOR (2009):

- 1st-team all-state.
- All-conference.
- Helped his school win its first state championship.

JUNIOR (2008):

- All-conference.

SOPHOMORE (2007):

- All-conference.

OFF THE FIELD

PERSONAL:

- **MAJOR:** Communication and public relations.



KENDALL LAMM'S NFL REGULAR SEASON STATISTICS

| DATE | TEAM | GP | GS |
|------------|-----------|-----|----|
| 2015 | Houston | 15 | 4 |
| 2016 | Houston | 15 | 3 |
| 2017 | Houston | 10 | 4 |
| 2018 | Houston | 15 | 13 |
| 2019 | Cleveland | 4 | 2 |
| 2020 | Cleveland | 15 | 1 |
| 2021 | Tennessee | 12 | 1 |
| 2022 | Miami | 1 | 1 |
| 2023 | Miami | 17 | 8 |
| 2024 | Miami | 15 | 7 |
| 2025 | Miami | 4 | 0 |
| NFL TOTALS | | 123 | 44 |

KENDALL LAMM'S NFL POSTSEASON STATISTICS

| DATE | TEAM | GP | GS |
|------------|-----------|----|----|
| 2015 | Houston | 1 | 0 |
| 2016 | Houston | 2 | 0 |
| 2018 | Houston | 1 | 1 |
| 2020 | Cleveland | 2 | 0 |
| 2021 | Tennessee | 1 | 0 |
| 2022 | Miami | 0 | 0 |
| 2023 | Miami | 1 | 0 |
| NFL TOTALS | | 8 | 1 |



9 IFEATU MELIFONWU

SAFETY // 6'3" // 210 // SYRACUSE '21

ACQUIRED: UFA, '25 (DET.)

HOMETOWN: SOUTH GRAFTON, MASS. // BORN: 05/02/99

NFL SEASON: FIFTH SEASON // DOLPHINS SEASON: FIRST SEASON

NFL CAREER

TRANSACTIONS:

- Signed by Miami as an unrestricted free agent from Detroit on March 13, 2025.
- 3rd-round pick (101st overall) by Detroit in the 2021 NFL Draft.

CAREER HONORS:

- NFC Defensive Player of the Week (at Minnesota, 12/24/23).

CAREER HIGHLIGHTS:

- Played in 41 games with 16 starts – 12 at safety and 4 at cornerback.
- 83 tackles (60 solo), 4.5 sacks, 2 interceptions, 13 passes defended, 1 forced fumble and 2 fumble recoveries.
- 4 special teams tackles (2 solo).
- Started 4 postseason games with Detroit.

2025 (MIAMI):

- Played in 4 games with 2 starts.
- Inactive for 1 game.
- 16 tackles (9 solo).

AT INDIANAPOLIS (9/7): 6 solo tackles.

- Made his Dolphins debut.

AT CAROLINA (10/5): 5 tackles.

2024 (DETROIT):

- Started 3 games.
- Inactive for 3 games.
- Missed 11 games after being placed on injured reserve on Sept. 28 and activated on Dec. 21.
- 10 tackles (8 solo) and 1.0 sack.

AT CHICAGO (12/22): 4 tackles (2 solo) and 1.0 sack.

- Sacked QB Caleb Williams for a loss of 2 yards on 1st-and-10 in the 4th quarter.

POSTSEASON:

NFC DIVISIONAL VS. WASHINGTON (1/18): 2 tackles.

2023 (DETROIT):

- Played all 17 games with 6 starts.
- 31 tackles (23 solo), 3.0 sacks, 2 interceptions, 8 passes defended and 1 forced fumble.
- 2 special teams tackles (1 solo).

VS. DENVER (12/16): 8 tackles (5 solo), 1.0 sack, 1 forced fumble and 2 passes defended; 1 solo special teams tackle.

- Strip-sacked QB Russell Wilson for a loss of 10 yards, which was recovered by DT Isaiah Buggs and returned 33 yards to the Denver 37-yard line.

AT MINNESOTA (12/24): 5 solo tackles, 2.0 sacks, 1 interception and 2 passes defended.

- Sacked QB Nick Mullens for a loss of 11 yards to force a 3rd-and-15 in the 1st quarter.
- Sacked QB Nick Mullens for a loss of 9 yards to force a 3rd-and-19 in the 2nd quarter.
- Intercepted QB Nick Mullens on 1st-and-10 with 0:58 remaining in the 4th quarter and returned it 11 yards to preserve Detroit's victory.

AT DALLAS (12/30): 3 solo tackles, 1 interception and 1 pass defended.

- Intercepted QB Dak Prescott on 3rd-and-4 and returned it 23 yards in the 1st quarter.

POSTSEASON:

NFC WILD CARD VS. L.A. RAMS (1/14): 3 tackles (2 solo).

NFC DIVISIONAL VS. TAMPA BAY (1/21): 9 tackles (6 solo) and 1.5 sacks.

- Sacked QB Baker Mayfield for a loss of 8 yards to force a 3rd-and-17 in the 1st quarter.
- Split a sack of QB Baker Mayfield with LB Jalen Reeves-Maybin for a loss of 4 yards to force a 3rd-and-14 with 5:57 remaining in the 4th quarter.

NFC CHAMPIONSHIP AT SAN FRANCISCO (1/28): 3 tackles (2 solo) and 0.5 sack; 1 solo special teams tackle.

- Split a sack of QB Brock Purdy with DT Tyson Alualu for a loss of 7 yards in the 4th quarter.

HONORS:

- NFC Defensive Player of the Week (at Minnesota, 12/24).

2022 (DETROIT):

- Played in 10 games with 1 start.
- Inactive for 7 games.
- 13 tackles (9 solo), 0.5 sack and 2 passes defended.
- 1 special teams tackle.
- Transitioned from cornerback to safety.

AT CAROLINA (12/24): 8 tackles (6 solo).

- Made his 1st career start at safety.

VS. CHICAGO (1/1): 4 tackles (2 solo), 0.5 sack and 2 passes defended.

- Split a sack of QB Justin Fields with DE Aidan Hutchinson for a loss of 3 yards to force a 4th-and-5.

2021 (DETROIT):

- Played in 7 games with 4 starts at cornerback.
- Inactive for 1 game.
- Missed 9 games after being placed on injured reserve on Sept. 22 and activated on Nov. 29.
- Missed 1 game on the Reserve/COVID-19 list.
- 14 tackles (11 solo), 3 passes defended and 2 fumble recoveries.
- 1 solo special teams tackle.

AT SAN FRANCISCO (9/12): 1 fumble recovery.

- Recovered a WR Deebo Samuel fumble forced by DE



- Trey Flowers.
- Made his NFL debut.

AT GREEN BAY (9/20): 2 solo tackles and 1 pass defended.

- Made his 1st NFL start.

VS. GREEN BAY (1/9): 5 tackles (4 solo), 1 pass defended and 1 fumble recovery.

- Recovered a WR Juwann Winfree fumble forced by CB A.J. Parker in the 3rd quarter, setting up a Lions TD on the ensuing play.

BEFORE THE NFL

COLLEGE (SYRACUSE):

- 3-year letterman (2018-20) and 2-year starter.

CAREER: Played in 29 games with 19 starts at cornerback; 88 tackles (71 solo), 3 interceptions and 26 passes defended.

REDSHIRT JUNIOR (2020): Started all 11 games; 55 tackles (42 solo), 1.0 sack, 3 tackles for loss, 1 interception and 10 passes defended.

- 3rd-team All-ACC.

REDSHIRT SOPHOMORE (2019): Played in 9 games with 8 starts; 18 tackles (15 solo), 1 tackle for loss, 2 interceptions and 10 passes defended.

REDSHIRT FRESHMAN (2018): Played in 9 games; 15 tackles (14 solo), 1 tackle for loss and 6 passes defended.

- Redshirted in 2017.

HIGH SCHOOL (GRAFTON HS – GRAFTON, MASS.)

- Played defensive back, running back and wide receiver.
- Also played basketball, lacrosse and ran track.

SENIOR (2016): 1,876 rushing yards and 25 TDs; 2 interceptions.

- Division Player of the Year.
- Led team to 12-1 record, division title and state championship appearance.
- Served as team captain.

JUNIOR (2015): Led team to division title.

- Division Co-Defensive MVP.

OFF THE FIELD

PERSONAL:

- PRONUNCIATION:** ee-FAH-too mel-uh-fawn-woo.
- MAJOR:** Economics.
- Brother, Obi, played safety for Oakland (2017-18) and New England (2018-19), winning Super Bowl LIII with the Patriots.
- His parents immigrated to London from Nigeria before moving to Massachusetts in the 1990s.

IFEATU MELIFONWU'S NFL REGULAR SEASON DEFENSIVE STATISTICS

| DATE | TEAM | GP | GS | TK | S | A | TACKLES | | | | QBH | INTERCEPTIONS | | | | | O. FUMB | | | YDS | TK | S | ST | | FF | FR | MISC | |
|------------|---------|----|----|----|----|----|---------|-----|-----|------|-----|---------------|-----|----|----|----|---------|----|----|-----|----|---|----|----|----|----|------|----|
| | | | | | | | TFL | YDS | SK | YDS | | NO | YDS | LG | TD | PD | FF | FR | TD | | | | A | FF | | | | FR |
| 2021 | Detroit | 7 | 4 | 14 | 11 | 3 | 0 | 0 | 0.0 | 0.0 | 0 | 0 | 0 | 0 | 0 | 3 | 0 | 2 | 0 | 0 | 1 | 1 | 0 | 0 | 0 | 0 | 0 | 0 |
| 2022 | Detroit | 10 | 1 | 13 | 9 | 4 | 1 | 3 | 0.5 | 1.5 | 0 | 0 | 0 | 0 | 0 | 2 | 0 | 0 | 0 | 0 | 1 | 0 | 1 | 0 | 0 | 0 | 0 | 0 |
| 2023 | Detroit | 17 | 6 | 31 | 23 | 8 | 4 | 23 | 3.0 | 30.0 | 5 | 2 | 35 | 24 | 0 | 8 | 1 | 0 | 0 | 0 | 2 | 1 | 1 | 0 | 0 | 0 | 0 | 0 |
| 2024 | Detroit | 3 | 3 | 10 | 8 | 2 | 1 | 2 | 1.0 | 2.0 | 2 | 0 | 0 | 0 | 0 | 0 | 0 | 0 | 0 | 0 | 0 | 0 | 0 | 0 | 0 | 0 | 0 | 0 |
| 2025 | Miami | 4 | 2 | 15 | 9 | 6 | 0 | 0 | 0.0 | 0.0 | 0 | 0 | 0 | 0 | 0 | 0 | 0 | 0 | 0 | 0 | 0 | 0 | 0 | 0 | 0 | 0 | 0 | 0 |
| NFL TOTALS | | 41 | 16 | 83 | 60 | 23 | 6 | 28 | 4.5 | 33.5 | 7 | 2 | 35 | 24 | 0 | 13 | 1 | 2 | 0 | 0 | 4 | 2 | 2 | 0 | 0 | 0 | 0 | 0 |

IFEATU MELIFONWU'S NFL POSTSEASON DEFENSIVE STATISTICS

| DATE | TEAM | GP | GS | TK | S | A | TACKLES | | | | QBH | INTERCEPTIONS | | | | O. FUMB | | | | ST | FF | FR | MISC | |
|------------|---------|----|----|----|----|---|---------|-----|-----|------|-----|---------------|-----|----|----|---------|----|----|----|----|----|----|------|-----|
| | | | | | | | TFL | YDS | SK | YDS | | NO | YDS | LG | TD | PD | FF | FR | TD | | | | | YDS |
| 2023 | Detroit | 3 | 3 | 15 | 10 | 5 | 1 | 8 | 2.0 | 13.5 | 3 | 0 | 0 | 0 | 0 | 0 | 0 | 0 | 0 | 1 | 1 | 0 | 0 | 0 |
| 2024 | Detroit | 1 | 1 | 2 | 0 | 2 | 0 | 0 | 0.0 | 0.0 | 0 | 0 | 0 | 0 | 0 | 0 | 0 | 0 | 0 | 0 | 0 | 0 | 0 | |
| NFL TOTALS | | 4 | 4 | 17 | 10 | 7 | 1 | 8 | 2.0 | 13.5 | 3 | 0 | 0 | 0 | 0 | 0 | 0 | 0 | 0 | 1 | 1 | 0 | 0 | 0 |

SINGLE-GAME HIGHS: DEFENSIVE

Total Tackles 8 vs. Denver, Dec 16, 2023
...1 more at 8.

Solo Tackles 6 at Indianapolis, Sep 07, 2025
...1 more at 6.

Sacks 2.0 at Minnesota, Dec 24, 2023

Passes Defended 2 vs. Minnesota, Jan 07, 2024
...3 more at 2.

Fumble Recoveries 1 vs. Green Bay, Jan 09, 2022
...1 more at 1.

Tackles For Loss 2 at Minnesota, Dec 24, 2023

Interceptions 1 at Minnesota, Dec 24, 2023

Special Teams Tackles 1 vs. Denver, Dec 16, 2023
...3 more at 1.



47 RILEY PATTERSON

KICKER // 6'0" // 190 // MEMPHIS '21

ACQUIRED: FA, '25

HOMETOWN: EDWARDSVILLE, ILL. // BORN: 09/07/99

NFL SEASON: FOURTH SEASON // DOLPHINS SEASON: FIRST SEASON

NFL CAREER

TRANSACTIONS:

- Signed to Miami's active roster on Sept. 30, 2025.
- Signed to Miami's practice squad on Aug. 27, 2025.
- Signed to Atlanta's active roster on Dec. 18, 2024.
- Signed to Cleveland's practice squad on Dec. 10, 2024.
- Released by Atlanta on Dec. 3, 2024.
- Signed to Atlanta's practice squad on Nov. 29, 2024.
- Released by the N.Y. Jets on Nov. 8, 2024.
- Signed to the N.Y. Jets' active roster on Oct. 31, 2024.
- Signed to the N.Y. Jets' practice squad on Oct. 30, 2024.
- Released by Washington on Aug. 22, 2024.
- Awarded off waivers to Washington on July 31, 2024.
- Waived by Jacksonville on July 30, 2024.
- Signed to a reserve/future contract with Jacksonville on Feb. 5, 2024.
- Signed to Cleveland's practice squad on Dec. 25, 2023.
- Waived by Detroit on Dec. 19, 2023.
- Traded from Jacksonville to Detroit on May 25, 2023.
- Awarded off waivers to Jacksonville on Aug. 31, 2022.
- Waived by Detroit on Aug. 30, 2022.
- Signed to Detroit's active roster on Nov. 15, 2021.
- Signed to New England's practice squad on Oct. 18, 2021.
- Waived by Minnesota on Aug. 24, 2021.
- Signed by Minnesota as an undrafted college free agent on May 5, 2021.

CAREER HIGHLIGHTS:

- Played in 49 games.
- 68-of-79 field goals (86.1 pct.); 121-of-125 extra points (96.8 pct.).
- 1 solo special teams tackle.
- Appeared in 3 postseason games.

2025 (MIAMI):

- Played in 5 games.
- 5-of-5 field goals (100.0 pct.); 12-of-12 extra points (100.0 pct.).

VS. NEW ENGLAND (9/14): 2-of-2 field goals (100.0 pct.); 4-of-4 extra points (100.0 pct.).

VS. N.Y. JETS (9/29): 2-of-2 field goals (100.0 pct.); 3-of-3 extra points (100.0 pct.).

AT CAROLINA (10/5): 1-of-1 field goals (100.0 pct.); 3-of-3 extra points (100.0 pct.).

2024 (N.Y. JETS/CLEVELAND/ATLANTA):

- Played in 3 games with Atlanta.
- Inactive for 1 game with Atlanta.
- Spent 1 game on Atlanta's practice squad.
- 4-of-7 field goals (57.1 pct.); 12-of-12 extra points (100.0 pct.) with Atlanta.
- Played in 1 game with Cleveland.

- 1-of-1 extra point (100.0 pct.) with Cleveland.
- Played in 1 game with the N.Y. Jets.
- 3-of-3 extra points (100.0 pct.) with the N.Y. Jets.

2023 (DETROIT/CLEVELAND):

- Played in 2 games with Cleveland.
- 1-of-1 field goal (100.0 pct.); 6-of-7 extra points (85.7 pct.) with Cleveland.
- Played in 13 games with Detroit.
- Inactive for 1 game with Detroit.
- 15-of-17 field goals (88.2 pct.); 35-of-37 extra points (94.6 avg.) with Detroit.

POSTSEASON:

AFC WILD CARD AT HOUSTON (1/13): 2-of-2 extra points (100.0 pct.).

2022 (JACKSONVILLE):

- Played in all 17 games.
- 30-of-35 field goals (85.7 pct.); 36-of-37 extra points (97.3 pct.).

POSTSEASON:

AFC WILD CARD VS. L.A. CHARGERS (1/14): 1-of-1 field goal (100.0 pct.); 2-of-2 extra points (100.0 pct.).

AFC DIVISIONAL WILD CARD AT KANSAS CITY (1/14): 1-of-1 field goal (100.0 pct.); 2-of-2 extra points (100.0 pct.).

2021 (NEW ENGLAND/DETROIT):

- Played in 7 games with Detroit.
- Inactive for 1 game with Detroit.
- 13-of-14 field goals (92.9 pct.) and 16-of-16 extra points (100.0 pct.) with Detroit.
- Spent 4 games on New England's practice squad.

BEFORE THE NFL

COLLEGE (MEMPHIS):

- 4-year letterman (2017-20).
- 64-of-83 field goals (77.1 pct.); 240-of-246 extra points (97.6 pct.).

SENIOR (2020): Played in all 11 games; 15-of-22 field goals; 36-of-37 extra points.

JUNIOR (2019): Played in 14 games; 23-of-25 field goals; 65-of-66 extra points.

SOPHOMORE (2018): Played in 14 games; 15-of-20 field goals; 76-of-79 extra points.

TRUE FRESHMAN (2017): Played in 13 games; 11-of-16 field goals; 63-of-64 extra points.

HIGH SCHOOL (EDWARDSVILLE HS - EDWARDSVILLE, ILL.):

- Played both kicker and punter.
- 13-of-17 field goals; 81-of-91 extra points.



RILEY PATTERSON'S NFL REGULAR SEASON KICKING STATISTICS

| DATE | TEAM | GP | FGM | FGA | PCT. | LG | XP | XPA | PCT. | BLK | PTS |
|------------|--------------|----|-----|-----|-------|----|-----|-----|-------|-----|-----|
| 2021 | New England | 0 | 0 | 0 | 0.0 | 0 | 0 | 0 | 0.0 | 0 | 0 |
| 2021 | Detroit | 7 | 13 | 14 | 92.9 | 49 | 16 | 16 | 100.0 | 0 | 55 |
| 2021 | TOTAL | 7 | 13 | 14 | 92.9 | 49 | 16 | 16 | 100.0 | 0 | 55 |
| 2022 | Jacksonville | 17 | 30 | 35 | 85.7 | 53 | 36 | 37 | 97.3 | 0 | 126 |
| 2023 | Detroit | 13 | 15 | 17 | 88.2 | 52 | 35 | 37 | 94.6 | 0 | 80 |
| 2023 | Cleveland | 2 | 1 | 1 | 100.0 | 33 | 6 | 7 | 85.7 | 0 | 9 |
| 2023 | TOTAL | 15 | 16 | 18 | 88.9 | 52 | 41 | 44 | 93.2 | 0 | 89 |
| 2024 | N.Y. Jets | 1 | 0 | 0 | 0.0 | 0 | 3 | 3 | 100.0 | 0 | 3 |
| 2024 | Atlanta | 0 | 4 | 7 | 57.1 | 52 | 12 | 12 | 100.0 | 0 | 24 |
| 2024 | Cleveland | 4 | 0 | 0 | 0.0 | 0 | 1 | 1 | 100.0 | 0 | 2 |
| 2024 | TOTAL | 5 | 4 | 7 | 57.1 | 52 | 16 | 16 | 100.0 | 0 | 27 |
| 2025 | Miami | 5 | 5 | 5 | 100.0 | 47 | 12 | 12 | 100.0 | 0 | 28 |
| NFL TOTALS | | 49 | 68 | 79 | 86.1 | 53 | 121 | 125 | 96.8 | 0 | 325 |

RILEY PATTERSON'S NFL POSTSEASON KICKING STATISTICS

| DATE | TEAM | GP | FGM | FGA | PCT. | LG | XP | XPA | PCT. | BLK | PTS |
|------------|--------------|----|-----|-----|-------|----|----|-----|-------|-----|-----|
| 2022 | Jacksonville | 2 | 3 | 3 | 100.0 | 48 | 4 | 4 | 100.0 | 0 | 13 |
| 2023 | Cleveland | 1 | 0 | 0 | 0.0 | 0 | 2 | 2 | 100.0 | 0 | 2 |
| NFL TOTALS | | 3 | 3 | 3 | 100.0 | 48 | 6 | 6 | 100.0 | 0 | 15 |

RILEY PATTERSON'S NFL REGULAR SEASON FIELD-GOAL ACCURACY STATISTICS

| DATE | TEAM | 1-19 | PCT. | 20-29 | PCT. | 30-39 | PCT. | 40-49 | PCT. | 50+ | PCT. |
|------------|--------------|------|------|-------|-------|-------|-------|-------|-------|-----|------|
| 2021 | New England | 0-0 | 0.0 | 0-0 | 0.0 | 0-0 | 0.0 | 0-0 | 0.0 | 0-0 | 0.0 |
| 2021 | Detroit | 0-0 | 0.0 | 3-3 | 100.0 | 6-6 | 100.0 | 4-4 | 100.0 | 0-1 | 0.0 |
| 2021 | TOTAL | 0-0 | 0.0 | 3-3 | 100.0 | 6-6 | 100.0 | 4-4 | 100.0 | 0-1 | 0.0 |
| 2022 | Jacksonville | 0-0 | 0.0 | 8-8 | 100.0 | 10-11 | 90.9 | 10-13 | 76.9 | 2-3 | 66.7 |
| 2023 | Detroit | 0-0 | 0.0 | 2-3 | 66.7 | 10-10 | 100.0 | 2-2 | 100.0 | 1-2 | 50.0 |
| 2023 | Cleveland | 0-0 | 0.0 | 0-0 | 0.0 | 1-1 | 100.0 | 0-0 | 0.0 | 0-0 | 0.0 |
| 2023 | TOTAL | 0-0 | 0.0 | 2-3 | 66.7 | 11-11 | 100.0 | 2-2 | 100.0 | 1-2 | 50.0 |
| 2024 | N.Y. Jets | 0-0 | 0.0 | 0-0 | 0.0 | 0-0 | 0.0 | 0-0 | 0.0 | 0-0 | 0.0 |
| 2024 | Atlanta | 0-0 | 0.0 | 0-0 | 0.0 | 3-3 | 100.0 | 0-1 | 0.0 | 1-3 | 33.3 |
| 2024 | Cleveland | 0-0 | 0.0 | 0-0 | 0.0 | 0-0 | 0.0 | 0-0 | 0.0 | 0-0 | 0.0 |
| 2024 | TOTAL | 0-0 | 0.0 | 0-0 | 0.0 | 3-3 | 100.0 | 0-1 | 0.0 | 1-3 | 33.3 |
| 2025 | Miami | 0-0 | 0.0 | 0-0 | 0.0 | 1-1 | 100.0 | 4-4 | 100.0 | 0-0 | 0.0 |
| NFL TOTALS | | 0-0 | 0.0 | 13-14 | 92.9 | 31-32 | 96.9 | 20-24 | 83.3 | 4-9 | 44.4 |

RILEY PATTERSON'S NFL POSTSEASON FIELD-GOAL ACCURACY STATISTICS

| DATE | TEAM | 1-19 | PCT. | 20-29 | PCT. | 30-39 | PCT. | 40-49 | PCT. | 50+ | PCT. |
|------------|--------------|------|------|-------|------|-------|-------|-------|-------|-----|------|
| 2022 | Jacksonville | 0-0 | 0.0 | 0-0 | 0.0 | 1-1 | 100.0 | 2-2 | 100.0 | 0-0 | 0.0 |
| 2023 | Cleveland | 0-0 | 0.0 | 0-0 | 0.0 | 0-0 | 0.0 | 0-0 | 0.0 | 0-0 | 0.0 |
| NFL TOTALS | | 0-0 | 0.0 | 0-0 | 0.0 | 1-1 | 100.0 | 2-2 | 100.0 | 0-0 | 0.0 |

SINGLE-GAME HIGHS: KICKER

Field Goals Made

4 vs. Las Vegas, Oct 30, 2023

Field Goal Attempts

5 vs. Las Vegas, Oct 30, 2023

Longest Field Goals Made

53 at Houston, Jan 01, 2023

Longest Field Goal Attempts

56 at Washington, Dec 29, 2024

PATs Made

6 vs. Carolina, Oct 08, 2023

PAT Attempts

6 vs. Carolina, Oct 08, 2023

Points

Special Teams Tackles

Kickoff Average

Extra Point Attempt Percentage

Field Goal Percentage

Touchbacks

14 vs. Las Vegas, Oct 30, 2023

1 at Seattle, Jan 02, 2022

65.2 vs. Dallas, Dec 18, 2022

100.0 at Atlanta, Jan 05, 2025

...2 more at 100.0.

80.0 vs. Las Vegas, Oct 30, 2023

...1 more at 80.0.

6 at L.A. Chargers, Sep 25, 2022



52 PATRICK PAUL

TACKLE // 6'7" // 326 // HOUSTON '24
ACQUIRED: D2, '24
HOMETOWN: HOUSTON, TEXAS // BORN: 11/01/01
NFL SEASON: SECOND SEASON // DOLPHINS SEASON: SECOND SEASON

NFL CAREER

TRANSACTIONS:

- 2nd-round pick (55th overall) by Miami in the 2024 NFL Draft.

CAREER HIGHLIGHTS:

- Played in 22 games with 8 starts – 7 at left tackle and 1 at right tackle.
- 1 miscellaneous fumble recovery.

2025 (MIAMI):

- Started 5 games at left tackle.
- 1 miscellaneous fumble recovery.

AT INDIANAPOLIS (9/7): Started at left tackle.

AT BUFFALO (9/18): Started at left tackle.

VS. N.Y. JETS (9/29): Started at left tackle.

- Helped the Dolphins total 300 yards of offense including 123 rushing yards, while not allowing QB Tua Tagovailoa to get sacked.

2024 (MIAMI):

- Played in all 17 games with 3 starts – 2 at left tackle and 1 at right tackle.

VS. JACKSONVILLE (9/8): Played but did not record any stats.

- Made his NFL debut.

VS. TENNESSE (9/30): Started at left tackle.

- Made his 1st career start.

VS. N.Y. JETS (12/8): Played 67 snaps at left tackle.

- Helped the offense total 375 yards and 32 points while not surrendering a sack or quarterback hit.

BEFORE THE NFL

COLLEGE (HOUSTON):

- 3-year starter (2021-23).

CAREER: Started all 44 games at left tackle.

JUNIOR (2023): Started all 12 games.

- 1st-team All-Big 12.
- Served as team captain.

SOPHOMORE (2022): Started all 13 games.

- 1st-team All-American Athletic Conference
- Served as team captain.

REDSHIRT FRESHMAN (2021): Started all 14 games.

- 1st-team All-American Athletic Conference.
- REDSHIRT FRESHMAN (2020): Started 2 games.
- Retained a year of eligibility due to the COVID-19 pandemic.

TRUE FRESHMAN (2019): Started 3 games.

HIGH SCHOOL (JERSEY VILLAGE HS – HOUSTON, TEXAS)

- Played offensive and defensive line.
- Also participated in track and field.


OFF THE FIELD

PERSONAL:

- His brother, Chris Paul, is a guard for the Washington Commanders.
- **MAJOR:** Retailing & consumer science.

PATRICK PAUL'S NFL REGULAR SEASON STATISTICS

| DATE | TEAM | GP | GS |
|------------|-------|----|----|
| 2024 | Miami | 17 | 3 |
| 2025 | Miami | 5 | 5 |
| NFL TOTALS | | 22 | 8 |



15 JAE LAN PHILLIPS

LINEBACKER // 6'5" // 263 // MIAMI (FL) '21

ACQUIRED: D1B, '21

HOMETOWN: REDLANDS, CALIF. // BORN: 05/28/99

NFL SEASON: FIFTH SEASON // DOLPHINS SEASON: FIFTH SEASON

NFL CAREER

TRANSACTIONS:

- 1st-round pick (18th overall) by Miami in the 2021 NFL Draft.

CAREER HONORS:

- 2024 Ed Block Courage Award (Miami recipient).
- 2022 Walter Payton NFL Man of the Year nominee (Miami).
- NFLPA Community MVP (Week 8, 2022).
- 2021 Nat Moore Community Service Award.
- 2021 PFWA All-Rookie Team.

CAREER HIGHLIGHTS:

- Played in 51 career games with 34 starts.
- 166 tackles (98 solo), 24.0 sacks, 1 interception, 7 passes defended, 1 forced fumble and 3 fumble recoveries.
- 1 blocked punt and 1 fumble recovery.
- Started 1 postseason game.
- Became 2nd player in Dolphins history to begin his career with at least 7 sacks in each of his 1st 2 NFL seasons.
- His 8.5 sacks in 2021 set a Dolphins rookie record:

DOLPHINS ROOKIE SACK LEADERS

| PLAYER | YEAR | SACKS |
|---------------------|------|-------|
| 1. JAE LAN PHILLIPS | 2021 | 8.5 |
| 2. Bill Stanfill | 1969 | 8.0 |
| Lorenzo Bromell | 1998 | 8.0 |
| 4. A.J. Duhe | 1977 | 7.0 |
| 5. Marco Coleman | 1992 | 6.0 |
| Chop Robinson | 2024 | 6.0 |

- His 8.5 sacks in 2021 were 2nd among all NFL rookies:

NFL ROOKIE SACK LEADERS (2021)

| PLAYER | TEAM | SACKS |
|---------------------|------|-------|
| 1. Micah Parsons | Dal. | 13.0 |
| 2. JAE LAN PHILLIPS | MIA. | 8.5 |
| 3. Azeez Ojulari | NYG | 8.0 |
| 4. Odafe Oweh | Bal. | 5.0 |
| 5. Several Players | | 4.0 |

2025 (MIAMI):

- Started 5 games.
- 14 tackles (8 solo), 1.0 sack and 1 fumble recovery.

AT BUFFALO (9/18): 3 solo tackles.

VS. N.Y. JETS (9/29): 2 tackles (1 solo) and 1 fumble recovery.

- Recovered a QB Justin Fields fumble, which was forced by LB Tyrel Dodson, and returned it to the New York 43-yard line with 4:23 remaining in the 2nd quarter.

AT CAROLINA (10/5): 3 solo tackles and 1.0 sack.

- Sacked QB Bryce Young for a loss of 9 yards on 3rd-and-15, forcing Carolina to settle for a FG with 12:19 remaining in the 3rd quarter.

2024 (MIAMI):

- Played in 4 games with 3 starts.
- Missed the rest of the season after being placed on injured reserve on Oct. 3.
- 6 tackles (2 solo), 1.0 sack and 2 passes defended.

VS. JACKSONVILLE (9/8): 2 tackles (1 solo) and 1.0 sack.

- Sacked QB Trevor Lawrence for a loss of 6 yards on 3rd-and-14, forcing Jacksonville to punt with 2:19 remaining in the game.

AT SEATTLE (9/22): 2 assisted tackles and 1 pass defended.

VS. TENNESSEE (9/30): 2 tackles (1 solo) and 1 pass defended.

- Batted a pass from QB Mason Rudolph on 3rd-and-2, forcing Tennessee to punt with 2:17 remaining in the 2nd quarter.

HONORS:

- Ed Block Courage Award (Miami recipient).

2023 (MIAMI):

- Played in 8 games with 6 starts.
- Inactive for 3 games.
- Missed the rest of the season after being placed on injured reserve on Nov. 28.
- 43 tackles (28 solo), 6.5 sacks, 1 interception and 2 passes defended.

AT L.A. CHARGERS (9/10): 11 tackles (6 solo) and 0.5 sack.

- Split a sack of QB Justin Herbert with CB Justin Bethel on 4th-and-12 to seal the Dolphins victory.

AT PHILADELPHIA (10/22): 7 tackles (5 solo) and 1.0 sack.

- Sacked QB Jalen Hurts for a loss of 10 yards on 1st down, forcing the Eagles to let time expire and go into halftime.

VS. LAS VEGAS (11/19): 6 tackles (5 solo), 2.0 sacks, 1 interception and 1 pass defended.

- Sacked QB Aidan O'Connell for a loss of 8 yards on 3rd-and-3 early in the fourth quarter, forcing a Raiders punt.
- Sacked QB Aidan O'Connell for a loss of 3 yards with 4:46 remaining in the 4th quarter.
- Intercepted QB Aidan O'Connell on an errant pass and returned it 5 yards to give Miami the ball back with 3:04 remaining in the 4th quarter for his 1st career interception.

AT N.Y. JETS (11/24): 4 tackles (3 solo), 1.0 sack and 1 pass defended.

- Sacked QB Tim Boyle for a loss of 2 yards on 2nd-and-1 with 14:04 remaining in the 4th quarter.

2022 (MIAMI):



- Played in all 17 games with 15 starts.
- 61 tackles (37 solo), 7.0 sacks, 2 passes defended, 1 forced fumble and 2 fumble recoveries.
- 1 blocked punt.

VS. PITTSBURGH (10/23): 8 tackles (4 solo) and 1.5 sacks.

- Sacked QB Kenny Pickett for a loss of 11 yards on a 2nd-and-11 snap in the 3rd quarter.
- Split a sack with DT Christian Wilkins on QB Kenny Pickett on a 2nd-and-10 play with less than 2 minutes remaining in the game.

AT CHICAGO (11/6): 5 tackles (3 solo) and 1 blocked punt.

- Blocked a punt in the 2nd quarter that was recovered by LB Andrew Van Ginkel and returned 25 yards for a TD
- It was the longest blocked punt return for a TD in franchise history.

AT BUFFALO (12/17): 3 tackles (2 solo), 1.0 sack and 1 forced fumble.

- Strip-sacked QB Josh Allen in the 4th quarter, which was recovered by DT Christian Wilkins.

POSTSEASON:

AFC WILD CARD AT BUFFALO (1/15): 9 tackles (4 solo) and 0.5 sack.

- Split a sack with DB Elijah Campbell of QB Josh Allen on a 2nd-and-11 snap in the 4th quarter.

HONORS:

- Walter Payton NFL Man of the Year nominee (Miami).
- NFLPA Community MVP (Week 8).

2021 (MIAMI):

- Played in all 17 games with 5 starts.
- 42 tackles (23 solo), 8.5 sacks, 1 pass defended and 1 fumble recovery.
- Set a Dolphins rookie record with 8.5 sacks, which were 2nd among all NFL rookies that season.

AT NEW ENGLAND (9/12): Played but did not record any stats.

- Made his NFL debut.

AT TAMPA BAY (10/10): 4 tackles (2 solo) and 1.0 sack.

- Sacked QB Tom Brady for a loss of 5 yards in the 3rd quarter.
- It was his 1st career sack.

VS. CAROLINA (11/28): 4 tackles (3 solo), 3.0 sacks and 1 pass defended.

- Sacked QB Cam Newton for a loss of 14 yards in the 3rd quarter.
- Sacked QB PJ Walker for a loss of 10 yards in the 4th quarter.
- Sacked QB PJ Walker for a loss of 4 yards in the 4th quarter.
- Became 3rd rookie in Dolphins history to record a 3-sack game (D.J. Duhe, 11/6/77 and Marco Coleman, 10/25/92).
- Became 1st NFL rookie since Nov. 17, 2019 (4, Maxx Crosby) to record 3+ sacks in a game.

VS. N.Y. GIANTS (12/5): 3 solo tackles and 2.0 sacks.

- Sacked QB Mike Glennon for a loss of 13 yards on 1st-and-10 in the 3rd quarter.
- Sacked QB Mike Glennon on back-to-back plays for a loss of 7 yards on 2nd-and-23 in the 3rd quarter.

- Set a new Dolphins rookie record for most sacks in a season.
- Became the 1st NFL rookie to record at least 6 sacks in a 3-game span since DE Julius Peppers in 2002.

VS. NEW ENGLAND (1/9): 2 tackles (1 solo) and 1 fumble recovery.

- Recovered a QB Mac Jones fumble in the 3rd quarter.

HONORS:

- PFWA All-Rookie Team.
- Nat Moore Community Service Award.
- Became the 1st rookie to win the award, given each year to a player recognized for his involvement in the South Florida community.

BEFORE THE NFL

COLLEGE (MIAMI):

- 1-year starter (2020).
- Transferred to Miami from UCLA following his sophomore season in 2018.

CAREER (AT MIAMI): Started 10 games; 45 tackles (21 solo), 8 sacks, 1 interception and 4 passes defended.

REDSHIRT JUNIOR (2020 AT MIAMI): Started 10 games; 45 tackles (21 solo), 8 sacks, 1 interception and 4 passes defended.

- 1st-team All-American.
- 2nd-team All-ACC.

JUNIOR (2019 AT MIAMI): Redshirted due to NCAA transfer rules.

SOPHOMORE (2018 AT UCLA): Played in 4 games with 2 starts; 20 tackles (12 solo) and 1 sack.

TRUE FRESHMAN (2017 AT UCLA): Played in 7 games with 4 starts; 21 tackles (16 solo), 3.5 sacks and 2 passes defended.

HIGH SCHOOL (REDLANDS EAST VALLEY HS – REDLANDS, CALIF.)

SENIOR (2016): 142 tackles and 21 sacks.

- 1st-team All-American.
- 1st-team all-state.
- Division co-defensive player of the year.

JUNIOR (2015): 76 tackles, 10.5 sacks and 2 interceptions.

OFF THE FIELD

COMMUNITY:

2024:

- In his third season on the Dolphins Cancer Challenge executive board, hosted the second annual "Art of Giving Back" event in the Miami Design District, this time partnering with KITH for an evening of purposeful fashion, music and philanthropy to raise funds for Sylvester Comprehensive Cancer Center.
- In partnership with DCC, hosted a Thanksgiving event for DCC community partner, Break The Cycle, providing Publix meal boxes for 50 families.

2023:

- As a Dolphins Cancer Challenge executive board member, he hosted "The Art of Giving Back" event, partnering with Gallery Dept and the Miami Design District, to showcase art and fashion by Gallery Dept



founder Josué Thomas. The first-ever event led by Phillips surpassed his goal, raising more than \$53,000 to benefit Sylvester Comprehensive Cancer Center at UHealth.

- Co-hosted a holiday toy giveaway with teammate Bradley Chubb at the Lester H. White NFL YET Center Boys & Girls Club, providing gifts and meals from Reggie Beats, a Miami Dolphins minority-owned restaurant partner.

2022:

- Joined the Dolphins Cancer Challenge executive board
- Co-hosted a holiday toy giveaway with teammate Bradley Chubb at the Jim & Jan Moran Boys & Girls Club of Broward County, providing toys for 250 kids and meals from Troy's BBQ.
- Provided Thanksgiving meals for 50 families from Casey Cares, Break the Cycle and Alex's Place at the Sylvester Comprehensive Cancer Center – organizations dedicated to the care and treatment or fight against cancer.
- Along with defensive teammates, hosted a Thanksgiving dinner at Hard Rock Stadium for 100 kids from Big Brothers Big Sisters of Broward and Miami.
- Joined The VERB Kind's "Come To Jail With Me" program to visit youth at the Broward Regional Juvenile Detention Center.
- Along with WR Mack Hollins, became the 1st Dolphins players to participate in the 100-mile ride at DCC XII and surpassed \$3,000 in fundraising to benefit Sylvester Comprehensive Cancer Center.

2021:

- At Lotus House – a shelter in the Miami Overtown

- neighborhood for women and children – provided Halloween costumes for the children and hosted a Thanksgiving cookie decorating event.
- Volunteered at the Miami Dolphins holiday event to spend time with and provide dinner and children's gifts for South Florida families.
 - Along with fellow Dolphins rookies, teamed up with Neighbors4Neighbors to provide South Florida families with holiday gifts.
 - Chose the Juvenile Diabetes Research Foundation (JDRF) for My Cause My Cleats to raise awareness and support research for Type 1 diabetes in honor of his cousin.
 - Volunteered at the Miami Dolphins Food Relief Program Thanksgiving meal distribution with Feeding South Florida to provide 1,000 meal boxes to South Florida families.
 - With the Miami Dolphins Foundation, donated \$10,000 to help purchase an ambulance to assist with immediate relief efforts following the August earthquake.
 - Volunteered with Miami Rescue Mission to serve meals and visit residents.
 - Partnered with the Miami Dolphins Food Relief Program to provide meals for displaced residents of a North Miami Beach condo building that was evacuated following the Surfside building collapse.
 - Joined the Miami Dolphins Social Impact Committee to positively impact civic engagement, education, and economic empowerment in South Florida.

PERSONAL:

- **PRONUNCIATION:** First name is pronounced JAY-len.
- **MAJOR:** Communications.

JAELAN PHILLIPS' NFL REGULAR SEASON DEFENSIVE STATISTICS

| DATE | TEAM | GP | GS | TACKLES | | | | | | | INTERCEPTIONS | | | | | | | O. FUMB | | | | ST | | | | MISC | |
|------------|-------|----|----|---------|----|----|-----|-----|------|-------|---------------|----|-----|----|----|----|----|---------|----|-----|----|----|---|----|----|------|---|
| | | | | TK | S | A | TFL | YDS | SK | YDS | QBH | NO | YDS | LG | TD | PD | FF | FR | TD | YDS | TK | S | A | FF | FR | S | A |
| 2021 | Miami | 17 | 5 | 42 | 23 | 19 | 9 | 61 | 8.5 | 71.5 | 16 | 0 | 0 | 0 | 1 | 0 | 1 | 0 | 0 | 0 | 0 | 0 | 0 | 0 | 0 | | |
| 2022 | Miami | 17 | 15 | 61 | 37 | 24 | 8 | 31 | 7.0 | 38.0 | 25 | 0 | 0 | 0 | 0 | 2 | 1 | 1 | 0 | 0 | 0 | 0 | 0 | 1 | 0 | | |
| 2023 | Miami | 8 | 6 | 43 | 28 | 15 | 7 | 39 | 6.5 | 36.5 | 11 | 1 | 5 | 5 | 0 | 2 | 0 | 0 | 0 | 0 | 0 | 0 | 0 | 0 | 0 | | |
| 2024 | Miami | 4 | 3 | 6 | 2 | 4 | 1 | 6 | 1.0 | 6.0 | 2 | 0 | 0 | 0 | 0 | 2 | 0 | 0 | 0 | 0 | 0 | 0 | 0 | 0 | 0 | | |
| 2025 | Miami | 5 | 5 | 14 | 8 | 6 | 1 | 9 | 1.0 | 9.0 | 2 | 0 | 0 | 0 | 0 | 0 | 1 | 0 | 4 | 0 | 0 | 0 | 0 | 0 | 0 | | |
| NFL TOTALS | | 51 | 34 | 166 | 98 | 68 | 26 | 146 | 24.0 | 161.0 | 56 | 1 | 5 | 5 | 0 | 7 | 1 | 3 | 0 | 4 | 0 | 0 | 0 | 1 | 0 | | |

JAELAN PHILLIPS' NFL POSTSEASON DEFENSIVE STATISTICS

| DATE | TEAM | GP | GS | TACKLES | | | | | | | QBH | INTERCEPTIONS | | | | O. FUMB | | | ST | | | MISC | | |
|------------|-------|----|----|---------|---|---|-----|-----|-----|-----|-----|---------------|-----|----|----|---------|----|----|----|-----|----|------|---|----|
| | | | | TK | S | A | TFL | YDS | SK | YDS | | NO | YDS | LG | TD | PD | FF | FR | TD | YDS | TK | S | A | FF |
| 2022 | Miami | 1 | 1 | 9 | 4 | 5 | 2 | 6 | 0.5 | 0.0 | 3 | 0 | 0 | 0 | 0 | 0 | 0 | 0 | 0 | 0 | 0 | 0 | 0 | 0 |
| 2023 | Miami | 0 | 0 | 0 | 0 | 0 | 0 | 0 | 0.0 | 0.0 | 0 | 0 | 0 | 0 | 0 | 0 | 0 | 0 | 0 | 0 | 0 | 0 | 0 | 0 |
| NFL TOTALS | | 1 | 1 | 9 | 4 | 5 | 2 | 6 | 0.5 | 0.0 | 3 | 0 | 0 | 0 | 0 | 0 | 0 | 0 | 0 | 0 | 0 | 0 | 0 | 0 |

Total Tackles
Solo Tackles
Sacks
Passes Defensed
Forced Fumbles
Fumble Recoveries

11 at L.A. Chargers, Sep 10, 2023
7 vs. New England, Oct 29, 2023
3.0 vs. Carolina, Nov 28, 2021
1 vs. Tennessee, Sep 30, 2024
...6 more at 1.
1 at Buffalo, Dec 17, 2022
1 vs. N.Y. Jets, Sep 29, 2025
...2 more at 1.

SINGLE-GAME HIGHS: DEFENSIVE

Tackles For Loss
Interceptions
Interception Return Yards
Special Teams Fumble Recoveries
Longest Opp Fumble Return

3 at N.Y. Jets, Nov 24, 2023
...1 more at 3.
1 vs. Las Vegas, Nov 19, 2023
5 vs. Las Vegas, Nov 19, 2023
1 vs. Minnesota, Oct 16, 2022
4 vs. N.Y. Jets, Sep 29, 2025



94 JORDAN PHILLIPS

DEFENSIVE TACKLE // 6'3" // 305 // MARYLAND '25
ACQUIRED: D5A, '25
HOMETOWN: OCOEE, FLA. // BORN: 06/30/04
NFL SEASON: ROOKIE SEASON // DOLPHINS SEASON: ROOKIE SEASON

NFL CAREER

TRANSACTIONS:

- 5th-round pick (143rd overall) by Miami in the 2025 NFL Draft.

CAREER HIGHLIGHTS:

- Played in 5 career games with 4 starts.
- 11 tackles (2 solo).

2025 (MIAMI):

- Played in 5 games with 4 starts.
- 11 tackles (2 solo).

AT INDIANAPOLIS (9/7): 5 tackles (2 solo).

- Made his NFL debut.

AT CAROLINA (10/5): 2 tackles.

BEFORE THE NFL

COLLEGE (MARYLAND):

- 2-year letterman (2023-24) and 2-year starter.
- Transferred from Tennessee to Maryland after the 2022 season.
- Recipient of the Pat Tillman Award at the 2025 East-West Shrine Bowl, presented to a player who best exemplifies character, intelligence, sportsmanship and

service.

CAREER: Played in 28 games with 23 starts; 58 tackles (31 solo) and 2.5 tackles for loss.

REDSHIRT SOPHOMORE (2024 AT MARYLAND): Started in all 12 games; 29 tackles (17 solo) and 1.0 tackle for loss.

REDSHIRT FRESHMAN (2023 AT MARYLAND): Played in all 13 games with 11 starts; 28 tackles (14 solo) and 1.5 tackles for loss.

- Helped his team to an 8-5 record and a Music City Bowl victory.

TRUE FRESHMAN (2022 AT TENNESSEE): Played in 3 games; 1 tackle.

HIGH SCHOOL (OCOEE HS – OCOEE, FLA.)

- Also competed in wrestling and weightlifting.

SENIOR (2021): 56 tackles, 11.5 sacks and 29.0 tackles for loss

JUNIOR (2020): 71 tackles, 5.0 sacks, 14.0 tackles for loss and two forced fumbles.

OFF THE FIELD

PERSONAL:

- MAJOR:** Behavioral and social sciences.


JORDAN PHILLIPS' NFL REGULAR SEASON DEFENSIVE STATISTICS

| DATE | TEAM | GP | GS | TK | S | TACKLES | | | | QBH | INTERCEPTIONS | | | | O. FUMB | | | | ST | | | | MISC | | |
|------------|-------|----|----|----|---|---------|-----|----|-----|-----|---------------|-----|----|----|---------|----|----|----|-----|----|---|---|------|---|---|
| | | | | | | TFL | YDS | SK | YDS | | NO | YDS | LG | TD | PD | FF | FR | TD | YDS | TK | S | A | FF | S | A |
| 2025 | Miami | 5 | 4 | 11 | 2 | 9 | 0 | 0 | 0.0 | 0.0 | 0 | 0 | 0 | 0 | 0 | 0 | 0 | 0 | 0 | 0 | 0 | 0 | 0 | 0 | 0 |
| NFL TOTALS | | 5 | 4 | 11 | 2 | 9 | 0 | 0 | 0.0 | 0.0 | 0 | 0 | 0 | 0 | 0 | 0 | 0 | 0 | 0 | 0 | 0 | 0 | 0 | 0 | 0 |

SINGLE-GAME HIGHS: DEFENSIVE

Total Tackles 5 at Indianapolis, Sep 07, 2025

Solo Tackles 2 at Indianapolis, Sep 07, 2025



44 CHOP ROBINSON

LINEBACKER // 6'3" // 254 // PENN STATE '24

ACQUIRED: D1, '24

HOMETOWN: GAITHERSBURG, MD. // BORN: 01/02/03

NFL SEASON: SECOND SEASON // DOLPHINS SEASON: SECOND SEASON

NFL CAREER

TRANSACTIONS:

- 1st-round pick (21st overall) by Miami in the 2024 NFL Draft.

CAREER HONORS:

- 2024 PFWA All-Rookie Team.

CAREER HIGHLIGHTS:

- Played in 22 career games with 1 start.
- 31 tackles (19 solo), 7.0 sacks and 4 passes defended.
- His 6.0 sacks in 2024 were tied for the 5th-most by a rookie in franchise history:

DOLPHINS ROOKIE SACK LEADERS

| PLAYER | YEAR | SACKS |
|-------------------------|------|-------|
| 1. Jaelan Phillips | 2021 | 8.5 |
| 2. Lorenzo Bromell | 1998 | 8.0 |
| Bill Stanfill | 1969 | 8.0 |
| 4. A.J. Duhe | 1977 | 7.0 |
| 5. CHOP ROBINSON | 2024 | 6.0 |
| Marco Coleman | 1992 | 6.0 |

- His 6.0 sacks in 2024 were 2nd-most among all NFL rookies:

NFL ROOKIE SACK LEADERS (2024)

| PLAYER | TEAM | SACKS |
|-------------------------|------|-------|
| 1. Braden Fiske | LAR | 8.5 |
| 2. CHOP ROBINSON | MIA. | 6.0 |
| 3. Jonah Elliss | Den. | 5.0 |
| 4. Jared Verse | LAR | 4.5 |
| 5. Laiatu Latu | Ind. | 4.0 |

2025 (MIAMI):

- Played in 5 games.
- 5 tackles (4 solo) and 1.0 sack.

AT INDIANAPOLIS (9/7): 1 solo tackle.

VS. NEW ENGLAND (9/14): 2 solo tackles and 1.0 sack.

- Sacked QB Drake Maye for a loss of 5 yards in the 2nd quarter.

2024 (MIAMI):

- Played in all 17 games with 1 start.
- 26 tackles (16 solo), 6.0 sacks and 4 passes defended.

AT INDIANAPOLIS (10/20): 2 tackles (1 solo).

- Made his 1st career start.

AT BUFFALO (11/3): 1 solo tackle and 1.0 sack.

- Sacked QB Josh Allen for a loss of 4 yards on
- 1st-and-10 with 1:38 remaining in the 4th quarter.
- It was the 1st sack of his career.

AT L.A. RAMS (11/11): 2 solo tackles and 1.0 sack.

- Sacked QB Matthew Stafford on 3rd-and-9 for a loss of 10 yards to force the Rams to punt with 8:53 remaining in the 1st quarter.

VS. NEW ENGLAND (11/24): 4 tackles (2 solo), 1.5 sacks and 2 passes defended.

- Sacked QB Drake Maye for a loss of 9 yards on 3rd-and-16 to force New England to punt in the 2nd quarter.
- Split a sack of QB Drake Maye with LB Emmanuel Ogbah for a loss of 5 yards on 3rd-and-15 to force New England to punt with 1:42 remaining in the 2nd quarter.

AT HOUSTON (12/15): 2 tackles (1 solo) and 1.5 sacks.

- Sacked QB C.J. Stroud for a loss of 7 yards on 3rd-and-2 to force Houston to punt in the 3rd quarter.
- Split a sack of QB C.J. Stroud with DT Zach Sieler for a loss of 7 yards on 3rd-and-8 to force Houston to punt with 1:56 remaining in the game.

VS. SAN FRANCISCO (12/22): 1 solo tackle, 1.0 sack and 1 passed defended.

- Sacked QB Brock Purdy for a loss of 7 yards on 2nd-and-10 with 59 seconds remaining in the game.

HONORS:

- PFWA All-Rookie Team.

BEFORE THE NFL

COLLEGE (PENN STATE):

- 1-year starter (2023).
- Transferred to Penn State from Maryland following his true freshman season in 2021.

CAREER (AT PENN STATE): Played in 22 games with 10 starts; 41 tackles (31 solo), 9.5 sacks, 3 passes defended, 3 forced fumbles and 2 fumble recoveries.

JUNIOR (2023 AT PENN STATE): Started in 10 games; 15 tackles (12 solo), 4.0 sacks, 1 pass defended, 2 forced fumbles and 1 fumble recovery.

- 1st-team All-Big 10.
- 3rd-team All American.

SOPHOMORE (2022 AT PENN STATE): Played in 12 games; 26 tackles (19 solo), 5.5 sacks, 2 passes defended, 3 forced fumble and 1 fumble recovery.

- All-Big 10 Honorable Mention.

TRUE FRESHMAN (2021 AT MARYLAND): Played in 13 games with 1 start; 19 tackles (12 solo) and 2.0 sacks.

HIGH SCHOOL (QUINCE ORCHARD HS – GAITHERSBURG, MD.)

- Broke the school sack record.

JUNIOR (2019): 85 tackles (61 solo), 14.0 sacks, 1 interception, 1 pass defended and 3 forced fumbles.

OFF THE FIELD

PERSONAL:

- MAJOR:** Telecommunications.




- Born Demeioun Robinson, he has gone by “Chop” since he was a child. The name “Chop” is inspired by “Pork Chop,” a nickname given to him at birth.

CHOP ROBINSON'S NFL REGULAR SEASON DEFENSIVE STATISTICS

| DATE | TEAM | GP | GS | TK | S | TACKLES | | | | | QBH | INTERCEPTIONS | | | | O. FUMB | | | TK | ST | | FF | | MISC | | |
|------------|-------|----|----|----|----|---------|-----|-----|-----|------|-----|---------------|-----|----|----|---------|----|----|----|----|-----|----|---|------|----|---|
| | | | | | | A | TFL | YDS | SK | YDS | | NO | YDS | LG | TD | PD | FF | FR | | TD | YDS | S | A | | FR | S |
| 2024 | Miami | 17 | 1 | 26 | 16 | 10 | 8 | 42 | 6.0 | 43.0 | 14 | 0 | 0 | 0 | 0 | 4 | 0 | 0 | 0 | 0 | 0 | 0 | 0 | 0 | 0 | 0 |
| 2025 | Miami | 5 | 0 | 5 | 4 | 1 | 2 | 6 | 1.0 | 5.0 | 1 | 0 | 0 | 0 | 0 | 0 | 0 | 0 | 0 | 0 | 0 | 0 | 0 | 0 | 0 | |
| NFL TOTALS | | 22 | 1 | 31 | 20 | 11 | 10 | 48 | 7.0 | 48.0 | 15 | 0 | 0 | 0 | 0 | 4 | 0 | 0 | 0 | 0 | 0 | 0 | 0 | 0 | 0 | 0 |

SINGLE-GAME HIGHS: DEFENSIVE

| | | | |
|---------------|---------------------------------|------------------|------------------------------|
| Total Tackles | 4 vs. New England, Nov 24, 2024 | Sacks | 1.5 at Houston, Dec 15, 2024 |
| Solo Tackles | 2 vs. New England, Sep 14, 2025 | Tackles For Loss | 1 at Carolina, Oct 05, 2025 |
| | ...3 more at 2. | | ...9 more at 1. |
| | | | ...1 more at 1.5. |



72 JONAH SAVAIINAE

OFFENSIVE LINEMAN // 6'5" // 326 // ARIZONA '25

ACQUIRED: D2, '25

HOMETOWN: TAFUNA, AMERICAN SAMOA // BORN: 01/13/04

NFL SEASON: ROOKIE SEASON // DOLPHINS SEASON: ROOKIE SEASON

NFL CAREER

TRANSACTIONS:

- 2nd-round pick (37th overall) by Miami in the 2025 NFL Draft.

CAREER HIGHLIGHTS:

- Started 5 career games at left guard.
- 1 miscellaneous tackle.

2025 (MIAMI):

- Started 5 games at left guard.
- 1 miscellaneous tackle.

AT INDIANAPOLIS (9/7):

 Started at left guard.

- Made his NFL debut.

AT BUFFALO (9/18):

 Started at left guard.

VS. N.Y. JETS (9/29):

 Started at left guard.

- Helped the Dolphins total 300 yards of offense including 123 rushing yards, while not allowing QB Tua Tagovailoa to get sacked.

BEFORE THE NFL

COLLEGE (ARIZONA):

- 3-year starter (2022-24).

CAREER: Played in 36 games with 35 starts.

JUNIOR (2024): Played in 12 games with 11 starts.

- All-Big 12 honorable mention.

SOPHOMORE (2023): Started in all 13 games.

- Helped his team to a 10-3 record, Arizona's first 10-win season since 2014 and 4th in program history.
- All-Pac-12 honorable mention.

TRUE FRESHMAN (2022): Started all 12 games.

- Freshman All-American.
- All-Pac-12 honorable mention.

HIGH SCHOOL (SAINT LOUIS SCHOOL – HONOLULU, HAWAII)

- Participated in the 2022 Polynesian Bowl.

SENIOR (2021):

- 1st-team all-state.

OFF THE FIELD

PERSONAL:

- **PRONUNCIATION:** suh-vai'i-neye-uh (like Hawai'i)
- Became the fourth player from American Samoa to play for the Dolphins, joining Toniū Fonoti (2006), Reagan Maui'a (2007) and Isaako Aaitui (2013).

JONAH SAVAIINAE'S NFL REGULAR SEASON STATISTICS

| DATE | TEAM | GP | GS |
|------------|-------|----|----|
| 2025 | Miami | 5 | 5 |
| NFL TOTALS | | 5 | 5 |



92 ZACH SIELER

DEFENSIVE TACKLE // 6'6" // 300 // FERRIS STATE '18

ACQUIRED: WAI, '19 (BAL)

HOMETOWN: PINCKNEY, MICH. // BORN: 09/07/95

NFL SEASON: EIGHTH SEASON // DOLPHINS SEASON: SIXTH SEASON



NFL CAREER

TRANSACTIONS:

- Awarded off waivers to Miami on Dec. 5, 2019.
- Waived by Baltimore on Dec. 4, 2019.
- Signed to Baltimore's active roster on Oct. 5, 2019.
- Signed to Baltimore's practice squad on Sept. 1, 2019.
- Waived by Baltimore on Aug. 31, 2019.
- 7th-round pick (238th overall) by Baltimore in the 2018 NFL Draft.

CAREER HONORS:

- 2024 Dan Marino Team MVP Award.
- AFC Defensive Player of the Week (vs. N.Y. Jets. 12/8/24).

CAREER HIGHLIGHTS:

- Played in 96 career games with 70 starts.
- 328 tackles (182 solo), 30.0 sacks, 2 interceptions, 15 passes defended, 5 forced fumbles and 5 fumble recoveries; 1 interception returned for a TD.
- Started 2 postseason games with Miami.
- His 10.0 sacks in 2024 were the 2nd-most among interior defensive linemen:

2024 SACK LEADERS (INTERIOR DEFENSIVE LINEMEN)

| PLAYER | TEAM | SACKS |
|-----------------------|-------------|-------------|
| 1. Leonard Williams | Sea. | 11.0 |
| 2. ZACH SIELER | MIA. | 10.0 |
| 3. Dexter Lawrence | NYG | 9.0 |
| 4. Zach Allen | Den. | 8.5 |
| Braden Fiske | LAR | 8.5 |

- His 10.0 sacks in 2024 tied the franchise record he set in 2023:

MOST SACKS BY A DEFENSIVE TACKLE IN FRANCHISE HISTORY (SINGLE-SEASON)

| PLAYER | YEAR | SACKS |
|-----------------------|-------------|-------------|
| 1. ZACH SIELER | 2024 | 10.0 |
| 2. ZACH SIELER | 2023 | 10.0 |
| 3. Christian Wilkins | 2023 | 9.0 |
| 4. Bob Baumhower | 1983 | 8.0 |
| 5. Randy Starks | 2009 | 7.0 |

- Became the 1st Dolphins player to record consecutive seasons of 10+ sacks since Cameron Wake in 2016-17.
- His 10.0 sacks in 2023 were the 3rd-most among defensive tackles:

2023 SACK LEADERS (DEFENSIVE TACKLES)

| PLAYER | TEAM | SACKS |
|-----------------------|-------------|-------------|
| 1. Nnamdi Madubuike | Bal | 13.0 |
| 2. Chris Jones | KC | 10.5 |
| 3. ZACH SIELER | MIA. | 10.0 |
| 4. Ed Oliver | Buf. | 9.5 |
| 5. Christian Wilkins | Mia. | 9.0 |

- Is a 2-time team captain (2024-25).

2025 (MIAMI):

- Started 5 games.

- 18 tackles (12 solo).
- Serves as team captain.

AT INDIANAPOLIS (9/7): 3 solo tackles.

AT BUFFALO (9/17): 5 tackles (4 solo).

2024 (MIAMI):

- Started 15 games.
- Inactive for 2 games.
- 55 tackles (28 solo), 10.0 sacks, 1 interception, 2 passes defended, 1 forced fumble and 1 fumble recovery.
- Became the 1st Dolphins player to record consecutive seasons of 10+ sacks since Cameron Wake in 2016-17.
- His 10.0 sacks ranked 2nd in the NFL among interior defensive linemen.
- Served as a team captain.

AT SEATTLE (9/22): 3 tackles (2 solo), 1.0 sack, 1 interception and 1 pass defended.

- Sacked QB Geno Smith for a loss of 7 yards on 1st-and-10 in the 2nd quarter.
- Intercepted QB Geno Smith off a DT Calais Campbell deflection on 3rd-and-22 with 0:46 remaining in 3rd quarter.

AT NEW ENGLAND (10/6): 1 solo tackle and 1.0 sack.

- Sacked QB Jacoby Brissett for a loss of 9 yards on 3rd-and-6, forcing New England to punt on their 1st possession.

AT INDIANAPOLIS (10/20): 4 tackles (3 solo) and 1 fumble recovery.

- Recovered a QB Anthony Richardson fumble at the Miami 16-yard line in the 1st quarter.

VS. LAS VEGAS (11/17): 4 tackles (3 solo) and 1.0 sack.

- Sacked QB Gardner Minshew for a loss of 7 yards on 2nd-and-10 with 1:32 remaining in the 2nd quarter.

VS. NEW ENGLAND (11/24): 4 tackles (3 solo), 1.0 sack and 1 forced fumble.

- Strip-sacked QB Drake Maye for a loss of 14 yards, which was recovered by LB Jordyn Brooks and returned 12 yards to New England's 25-yard line with 2:27 remaining in the 3rd quarter.

VS. N.Y. JETS (12/8): 4 tackles (2 solo) and 2.0 sacks.

- Sacked QB Aaron Rodgers for a loss of 9 yards on 3rd-and-2, forcing New York to punt with 14:17 remaining in the 4th quarter.
- Sacked QB Aaron Rodgers for a loss of 6 yards on 2nd-and-15 with 1:02 left in the 4th quarter.

AT HOUSTON (12/15): 2 tackles (1 solo) and 1.5 sacks.

- Sacked QB C.J. Stroud for a loss of 13 yards on 3rd-and-3 to force Houston to punt with 5:07 remaining in the 1st quarter.
- Split a sack of QB C.J. Stroud with LB Chop Robinson



for a loss of 7 yards on 3rd-and-8 to force

- Houston to punt with 1:56 remaining in the game.

VS. SAN FRANCISCO (12/22): 4 tackles (3 solo) and 1.0 sack.

- Sacked QB Brock Purdy for a loss of 7 yards on 2nd-and-1 in the 2nd quarter.

AT N.Y. JETS (1/5): 6 tackles (4 solo) and 1.5 sacks.

- Split a sack of QB Aaron Rodgers with LB Emmanuel Ogbah for a loss of 7 yards of 4th-and-5, forcing a turnover on downs.
- Sacked QB Aaron Rodgers for a loss of 1 yard on 1st-and-10 in the 3rd quarter.

HONORS:

- Dan Marino Team MVP Award.
- AFC Defensive Player of the Week (vs. N.Y. Jets. 12/8).

2023 (MIAMI):

- Started all 17 games.
- 63 tackles (32 solo), 10.0 sacks, 1 interception, 4 passes defended, 1 forced fumble and 2 fumble recoveries; 1 interception returned for a TD.
- Became the 1st defensive tackle in team history with 10+ sacks in a season.
- His 10.0 sacks ranked 3rd in the NFL among defensive tackles.

VS. N.Y. GIANTS (10/8): 7 tackles (6 solo) and 2.0 sacks.

- Sacked QB Daniel Jones for a loss of 6 yards on 3rd-and-9 in the 2nd quarter.
- Sacked QB Tyrod Taylor for a loss of 3 yards on 3rd-and-11 in the 4th quarter.

VS. TENNESSEE (12/11): 4 tackles (1 solo), 1 interception and 1 pass defended; 1 interception returned for a touchdown.

- Intercepted a pass from QB Will Levis and returned it 5 yards for a touchdown to put Miami on the board in the 1st quarter.

VS. N.Y. JETS (12/17): 2 tackles (1 solo), 1.0 sack, 1 pass defended and 1 fumble recovery.

- Helped the defense post a shutout and hold the Jets to the second-fewest total yards allowed in Miami's history (103).
- Recovered a QB Zach Wilson fumble forced by LB Bradley Chubb in the 1st quarter and returned it 3 yards to the Jets 1-yard line, which led to a Miami TD.
- Sacked QB Zach Wilson for a loss of 6 yards in the 2nd quarter.

AT BALTIMORE (12/31): 5 tackles (3 solo), 1.0 sack and 1 forced fumble.

- Sacked QB Lamar Jackson for a loss of 9 yards in the 1st quarter.
- Forced a fumble by RB Gus Edwards, which was recovered by S Jevon Holland in the 3rd quarter.

VS. BUFFALO (1/7): 7 tackles (2 solo) and 0.5 sack.

- Split a sack of QB Josh Allen with LB Melvin Ingram on 2nd-and-8 in the 4th quarter.
- Became the 1st defensive tackle in Dolphins history to record 10.0 sacks in a season.

POSTSEASON:

AFC WILD CARD AT KANSAS CITY (1/13): 4 assisted tackles and 1 pass defended.

2022 (MIAMI):

- Played in all 17 games with 15 starts.
- 70 tackles (41 solo), 3.5 sacks, 4 passes defended and 2 forced fumbles.
- His 70 tackles were tied for 5th among NFL defensive linemen.

VS. MINNESOTA (10/16): 3 tackles (2 solo) and 1 forced fumble.

- Forced a fumble by TE Irv Smith Jr. in the 3rd quarter but it was recovered by Minnesota.

VS. DETROIT (10/30): 4 tackles (3 solo), 1.0 sack and 2 passes defended.

- Sacked QB Jared Goff for a loss of 10 yards on a 3rd-and-9 snap in the 4th quarter, forcing a punt.

VS. CLEVELAND (11/13): 4 tackles (3 solo) and 1 forced fumble.

- Forced a fumble of RB Nick Chubb in the 1st quarter that was recovered by CB Xavier Howard.

AT NEW ENGLAND (1/1): 6 tackles (3 solo) and 1.0 sack.

- Sacked QB Mac Jones on a fourth down in the 4th quarter to turn the ball over on downs.

POSTSEASON:

AFC WILD CARD AT BUFFALO (1/15): 6 tackles (3 solo), 2.0 sacks and 1 fumble recovery.

- Scooped up a fumble of QB Josh Allen forced by S Eric Rowe and returned it 5 yards for a go-ahead TD in the 3rd quarter.
- It was the 1st fumble returned for a TD in Dolphins postseason history and 1st defensive TD in a Dolphins playoff game since LB A.J. Duhe returned an interception for a 35-yard TD on Jan. 23, 1983 vs. the N.Y. Jets.
- Split a sack with DT Christian Wilkins of QB Josh Allen on a 3rd-and-8 snap early in the 2nd quarter.
- Split a sack with DT Christian Wilkins of QB Josh Allen on a 2nd-and-8 snap late in the 2nd quarter.
- Sacked QB Josh Allen on a 3rd-and-10 play in the 4th quarter that forced a Bills punt.

2021 (MIAMI):

- Played in all 17 games with 9 starts.
- 62 tackles (33 solo), 2.0 sacks, 3 passes defended, 1 forced fumble and 2 fumble recoveries.

AT NEW ENGLAND (9/12): 3 tackles (2 solo) and 1 fumble recovery.

- Recovered a RB Rhamondre Stevenson forced by S Eric Rowe in the 1st quarter.

AT LAS VEGAS (9/26): 9 tackles (4 solo) and 1 pass defended.

VS. N.Y. JETS (12/19): 3 tackles (2 solo), 1.0 sack, 1 pass defended and 1 forced fumble.

- Strip-sacked QB Zach Wilson in the 4th quarter and the fumble was recovered by DE Emmanuel Ogbah.

AT NEW ORLEANS (12/27): 6 tackles (3 solo) and 1.0 sack.

- Sacked QB Ian Book for a loss of 11 yards in the 4th quarter.

2020 (MIAMI):

- Played in all 16 games with 8 starts.
- 48 tackles (30 solo) and 3.5 sacks.

**AT ARIZONA (11/8):** 4 tackles (3 solo).

- Teamed up with LB Elandon Roberts to stop RB Chase Edmonds for no gain on a critical 4th-and-1 in the 4th quarter.

VS. CINCINNATI (12/6): 3 solo tackles and 1.0 sack.

- Sacked QB Brandon Allen for a loss of 5 yards in the 4th quarter.

VS. NEW ENGLAND (12/20): 5 tackles (3 solo) and 1.0 sack.

- Sacked QB Cam Newton for a loss of 7 yards in the 2nd quarter.

2019 (BALTIMORE/MIAMI):

- Played in 3 games with 1 start with Miami.
- 8 tackles (3 solo), 1.0 sack and 2 passes defended with Miami.
- Inactive for 1 game with Miami.
- Awarded off waivers to Miami on Dec. 5.
- Played in 4 games with Baltimore.
- Inactive for 4 games with Baltimore.
- 3 tackles (2 solo) with Baltimore.

AT CINCINNATI (11/10): 1 solo tackle.**AT N.Y. GIANTS (12/15):** 1 assisted tackle.

- Made his Dolphins debut.

VS. CINCINNATI (12/22): 7 tackles (3 solo), 1.0 sack and 2 passes defended.

- Sacked QB Andy Dalton in the 1st quarter. It was his 1st career sack.

2018 (BALTIMORE):

- Played in 2 games.
- Inactive for 14 games.
- 1 solo tackle.

VS. DENVER (9/23): Played but did not record any stats.

- Made his NFL debut.

VS. PITTSBURGH (11/4): 1 solo tackle.

- Made his 1st NFL tackle.

BEFORE THE NFL**COLLEGE (FERRIS STATE):**

- 3-year starter (2014-17).
- Became the first player from his school to ever be selected in the NFL Draft.

CAREER: Played in 39 games with 28 starts; 176 tackles (77 solo), 33 sacks, 3 passes defended, 7 forced fumbles and 4 fumble recoveries; 2 blocked kicks.

SENIOR (2017): Played in all 13 games; 79 tackles (32 solo), 7 sacks, 2 forced fumbles, 2 passes defended and 2 fumble recoveries; 1 blocked kick.

- 1st-team D2 All-American.
- Great Lakes Intercollegiate Conference (GLIAC) Defensive Lineman of the Year.
- 1st-team All-GLIAC.

JUNIOR (2016): Played in all 15 games; 80 tackles (37 solo), 19.5 sacks, 1 pass defended, 5 forced fumbles and 2 fumble recoveries; 1 blocked kick.

- 1st-team All-GLIAC.
- His 19.5 sacks were a school record and led all of NCAA Division II.

SOPHOMORE (2015): Played in 11 games; 17 tackles (8 solo) and 6.5 sacks.

REDSHIRT FRESHMAN (2014): Did not record any stats.

- Redshirted in 2013.

HIGH SCHOOL (PINCKNEY HS – PINCKNEY, MICH.)

- Also competed in wrestling and track and field.

SENIOR (2012):

- All-conference.

OFF THE FIELD**COMMUNITY:****2024:**

- Continued second year of partnership with airline and local hospitals to host pediatric patients for a Fantasy Flight event, spreading holiday cheer with a special North Pole visit at the Fort Lauderdale-Hollywood International Airport.
- Through the Sieler Safe Haven Foundation, advanced mission to impact youth on a local level, hosting multiple events at Dr. Frederica S. Wilson/Skyway Elementary School in Miami Gardens including a back-to-school backpack giveaway and Thanksgiving meal.

2023:

- Joined an airline and local hospital to provide a holiday flight and North Pole surprise, complete with gifts and a visit with Santa Claus, for pediatric patients.
- Hosted a Thanksgiving dinner at the Northwest Boys & Girls Club, serving meals and visiting with the kids.

2022:

- Through his Sieler Safe Haven Foundation, surprised 12 kids with a holiday shopping spree at Dick's Sporting Goods.
- Along with defensive teammates, hosted a Thanksgiving dinner at Hard Rock Stadium for 100 kids from Big Brothers Big Sisters of Broward and Miami.
- Established the Sieler Safe Haven Foundation to impact young people of all abilities through a passion for the outdoors and cultural enrichment.

2021:

- Participated in a class visit for Day of Persons with Disabilities with South Florida Special Olympics athletes.
- Volunteered at the Miami Dolphins Food Relief Program Thanksgiving meal distribution with Feeding South Florida to provide 1,000 meal boxes to South Florida families.

PERSONAL:

- **PRONUNCIATION:** Last name is pronounced SEE-ler.
- **MAJOR:** Mechanical engineering.



ZACH SIELER'S NFL REGULAR SEASON DEFENSIVE STATISTICS

| DATE | TEAM | GP | GS | TK | S | TACKLES | | | | | INTERCEPTIONS | | | | | O. FUMB | | | ST | | | MISC | | |
|------------|-----------|----|----|-----|-----|---------|-----|-----|------|-------|---------------|----|-----|----|----|---------|----|----|----|-----|----|------|---|----|
| | | | | | | A | TFL | YDS | SK | YDS | QBH | NO | YDS | LG | TD | PD | FF | FR | TD | YDS | TK | S | A | FF |
| 2018 | Baltimore | 2 | 0 | 1 | 1 | 0 | 0 | 0 | 0.0 | 0.0 | 0 | 0 | 0 | 0 | 0 | 0 | 0 | 0 | 0 | 0 | 0 | 0 | 0 | |
| 2019 | Baltimore | 4 | 0 | 3 | 2 | 1 | 0 | 0 | 0.0 | 0.0 | 0 | 0 | 0 | 0 | 0 | 0 | 0 | 0 | 0 | 0 | 0 | 0 | 0 | |
| 2019 | Miami | 3 | 1 | 8 | 3 | 5 | 1 | 8 | 1.0 | 8.0 | 2 | 0 | 0 | 0 | 0 | 2 | 0 | 0 | 0 | 0 | 0 | 0 | 0 | |
| 2019 | TOTAL | 7 | 1 | 11 | 5 | 6 | 1 | 8 | 1.0 | 8.0 | 2 | 0 | 0 | 0 | 0 | 2 | 0 | 0 | 0 | 0 | 0 | 0 | 0 | |
| 2020 | Miami | 16 | 8 | 48 | 30 | 18 | 11 | 37 | 3.5 | 23.5 | 11 | 0 | 0 | 0 | 0 | 0 | 0 | 0 | 0 | 0 | 0 | 0 | 0 | |
| 2021 | Miami | 17 | 9 | 62 | 33 | 29 | 6 | 19 | 2.0 | 18.0 | 3 | 0 | 0 | 0 | 0 | 3 | 1 | 2 | 0 | 0 | 0 | 0 | 0 | |
| 2022 | Miami | 17 | 15 | 70 | 41 | 29 | 7 | 41 | 3.5 | 31.5 | 12 | 0 | 0 | 0 | 0 | 4 | 2 | 0 | 0 | 0 | 0 | 0 | 0 | |
| 2023 | Miami | 17 | 17 | 63 | 32 | 31 | 11 | 61 | 10.0 | 61.5 | 22 | 1 | 5 | 5t | 1 | 4 | 1 | 2 | 0 | 3 | 0 | 0 | 0 | 0 |
| 2024 | Miami | 15 | 15 | 55 | 28 | 27 | 13 | 89 | 10.0 | 79.0 | 19 | 1 | 0 | 0 | 0 | 2 | 1 | 1 | 0 | 0 | 0 | 0 | 0 | 0 |
| 2025 | Miami | 5 | 5 | 18 | 12 | 6 | 2 | 2 | 0.0 | 0.0 | 1 | 0 | 0 | 0 | 0 | 0 | 0 | 0 | 0 | 0 | 0 | 0 | 0 | |
| NFL TOTALS | | 96 | 70 | 328 | 182 | 146 | 51 | 257 | 30.0 | 221.5 | 70 | 2 | 5 | 5t | 1 | 15 | 5 | 5 | 0 | 3 | 0 | 0 | 0 | 0 |

ZACH SIELER'S NFL POSTSEASON DEFENSIVE STATISTICS

| | | TACKLES | | | | | | | | | | INTERCEPTIONS | | | | | | | O. FUMB | | | | ST | | | | MISC | |
|------------|-----------|---------|----|----|---|---|-----|-----|-----|-----|-----|---------------|-----|----|----|----|----|----|---------|-----|----|---|----|----|----|---|------|--|
| DATE | TEAM | GP | GS | TK | S | A | TFL | YDS | SK | YDS | QBH | NO | YDS | LG | TD | PD | FF | FR | TD | YDS | TK | S | A | FF | FR | S | A | |
| 2018 | Baltimore | 0 | 0 | 0 | 0 | 0 | 0 | 0 | 0.0 | 0.0 | 0 | 0 | 0 | 0 | 0 | 0 | 0 | 0 | 0 | 0 | 0 | 0 | 0 | 0 | 0 | 0 | 0 | |
| 2022 | Miami | 1 | 1 | 6 | 3 | 3 | 1 | 3 | 2.0 | 4.0 | 4 | 0 | 0 | 0 | 0 | 0 | 0 | 1 | 1 | 5 | 0 | 0 | 0 | 0 | 0 | 0 | 0 | |
| 2023 | Miami | 1 | 1 | 4 | 0 | 4 | 0 | 0 | 0.0 | 0.0 | 1 | 0 | 0 | 0 | 0 | 1 | 0 | 0 | 0 | 0 | 0 | 0 | 0 | 0 | 0 | 0 | 0 | |
| NFL TOTALS | | 2 | 2 | 10 | 3 | 7 | 1 | 3 | 2.0 | 4.0 | 5 | 0 | 0 | 0 | 0 | 1 | 0 | 1 | 1 | 5 | 0 | 0 | 0 | 0 | 0 | 0 | 0 | |

SINGLE-GAME HIGHS: DEFENSIVE

Total Tackles

9 at Las Vegas, Sep 26, 2021

Solo Tackles

6 vs. N.Y. Giants, Oct 08, 2023

Sacks

1.0 at New Orleans, Dec 27, 2021

...5 more at 1.0.

Passes Defensed

2 vs. Cincinnati, Dec 22, 2019

Forced Fumbles

Fumble Recoveries

1 vs. N.Y. Jets, Dec 19, 2021

1 at Jacksonville, Oct 17, 2021

...1 more at 1.

Tackles For Loss

3 vs. N.Y. Giants, Oct 08, 2023

...1 more at 3.



71 KION SMITH

OFFENSIVE LINEMAN // 6'5" // 300 // FAYETTEVILLE ST. '21

ACQUIRED: FA, '21

HOMETOWN: LUMBERTON, N.C. // BORN: 10/07/98

NFL SEASON: THIRD SEASON // DOLPHINS SEASON: THIRD SEASON

NFL CAREER

TRANSACTIONS:

- Signed to reserve/future contract with Miami on Jan. 16, 2023.
- Signed to Miami's practice squad on Sept. 5, 2022.
- Waived by Miami on Aug. 30, 2022.
- Signed to Miami's practice squad on Sept. 2, 2021.
- Waived by Atlanta on Aug. 31, 2021.
- Signed by Atlanta as an undrafted college free agent on May 14, 2021.

CAREER HIGHLIGHTS:

- Played in 14 career games with 2 starts at right guard.

2025 (MIAMI):

- Played in 5 games with 2 starts at right guard.

AT INDIANAPOLIS (9/7): Played 45 snaps at right guard.

VS. NEW ENGLAND (9/14): Started at right guard.

2024 (MIAMI):

- Missed the entire season after being placed on injured reserve on Aug. 10.

2023 (MIAMI):

- Played in 9 games.
- Dressed but did not play in 6 games.
- Inactive for 2 games.

VS. NEW ENGLAND (10/29): Played 5 snaps at left tackle.

- Made his NFL debut.

AT N.Y. JETS (11/24): Played 20 snaps on offense – 12 at left tackle and 8 at right tackle.

AT WASHINGTON (12/3): Played 31 snaps at left tackle.

POSTSEASON:

AFC WILD CARD AT KANSAS CITY (1/13): Inactive.

2022 (MIAMI):

- Dressed but did not play 3 games.
- Spent the rest of the season on Miami's practice squad.

2021 (ATLANTA/MIAMI):

- Spent the entire season on Miami's practice squad.
- Spent the offseason and training camp with Atlanta.

BEFORE THE NFL

COLLEGE (FAYETTEVILLE STATE):

- 3-year starter (2016-17, 19).
- Redshirt Junior (2019):
- 1st-team All-CIAA.

HIGH SCHOOL (LUMBERTON HS – LUMBERTON, N.C.)

- Also competed in track and field.

OFF THE FIELD

COMMUNITY:

2021:

- Along with fellow Dolphins rookies, teamed up with Neighbors4Neighbors to provide South Florida families with holiday gifts.
- Volunteered at the Miami Dolphins Food Relief Program Thanksgiving meal distribution with Feeding South Florida to provide 1,000 meal boxes to South Florida families.

PERSONAL:

- **MAJOR:** Criminal justice with a minor in psychology.

KION SMITH'S NFL REGULAR SEASON STATISTICS

| DATE | TEAM | GP | GS |
|------------|---------|----|----|
| 2021 | Atlanta | 0 | 0 |
| 2021 | Miami | 0 | 0 |
| 2021 | TOTAL | 0 | 0 |
| 2022 | Miami | 0 | 0 |
| 2023 | Miami | 9 | 0 |
| 2024 | Miami | 0 | 0 |
| 2025 | Miami | 5 | 2 |
| NFL TOTALS | | 14 | 2 |

KION SMITH'S NFL POSTSEASON STATISTICS

| DATE | TEAM | GP | GS |
|------------|-------|----|----|
| 2022 | Miami | 0 | 0 |
| 2023 | Miami | 0 | 0 |
| NFL TOTALS | | 0 | 0 |



69 COLE STRANGE

OFFENSIVE LINEMAN // 6'6" // 301 // CHATTANOOGA '20

ACQUIRED: FA, '25

HOMETOWN: KNOXVILLE, TENN. // BORN: 07/31/98

NFL SEASON: FOURTH SEASON // DOLPHINS SEASON: FIRST SEASON

NFL CAREER

TRANSACTIONS:

- Signed to Miami's active roster on Sept. 9, 2025.
- Signed to Cleveland's practice squad on Aug. 28, 2025.
- Released by New England on Aug. 26, 2025.
- 1st-round pick (29th overall) by New England in the 2022 NFL Draft.

CAREER HIGHLIGHTS:

- Played in 32 career games with 31 starts – 27 at left guard, 2 at center and 2 at right guard.
- 2 miscellaneous tackles.

2025 (CLEVELAND/MIAMI):

- Started 2 games with Miami at right guard.
- Dressed but did not play in 2 games with Miami.
- Spent 1 game on Cleveland's practice squad.

VS. N.Y. JETS (9/29):

 Started at right tackle.

- Helped the Dolphins total 300 yards of offense including 123 rushing yards, while not allowing QB Tua Tagovailoa to get sacked.
- Made his Dolphins debut.

2024 (NEW ENGLAND):

- Played in 3 games with 2 starts at center.
- Inactive for 1 game.
- Missed 13 games after being placed on the Reserve/PUP list on Aug. 27 and activated on Dec. 10.

2023 (NEW ENGLAND):

- Started 10 games at left guard.
- Inactive for 4 games.
- Missed the remainder of the season after being placed on injured reserve on Dec. 18.
- 1 miscellaneous tackle.

AT MIAMI (9/17):

 Started at left guard.

AT N.Y. JETS (9/24):

 Started at left guard.

- Helped the Patriots total 358 yards of offense, including 157 rushing yards.

2022 (NEW ENGLAND):

- Started all 17 games at left guard.
- 1 miscellaneous tackle.

AT MIAMI (9/11):

 Started at left guard.

- Made his NFL debut.

AT LAS VEGAS (12/18):

 Started at left guard.

- Helped the Patriots total 24 points and 318 yards, including 206 rushing yards.

BEFORE THE NFL

COLLEGE (CHATTANOOGA):

- 5-year letterman and starter (2017-21).

CAREER:

 Played in 49 games with 44 starts.

SENIOR (2021):

 Started 11 games – 9 at left guard and 2 at left tackle.

- Led an offensive line that paved the way for 205.5 rushing yards per game, the highest average since 2016 (206.3).

SENIOR (2020):

 Started 4 games at left guard.

- Granted another year of eligibility due to the COVID-19 pandemic.
- 2nd-team All-SoCon.

JUNIOR (2019):

 Started all 12 games – 11 at left guard and 1 at center.

- 2nd-team All-SoCon.

SOPHOMORE (2018):

 Started all 11 games at left guard.

- 2nd-team All-SoCon.

REDSHIRT FRESHMAN (2017):

 Played in 10 games with 6 starts at left guard.

- Phil Steele Freshman All-America.
- Redshirted in 2016.

HIGH SCHOOL (FARRAGUT ACADEMY – KNOXVILLE, TENN.):

- 2-time team captain.

SENIOR (2015):

 Helped lead the team to a 10-2 record.

- All-state selection.


OFF THE FIELD

PERSONAL:

- **MAJOR:** Psychology.

COLE STRANGE'S NFL REGULAR SEASON STATISTICS

| DATE | TEAM | GP | GS |
|------------|-------------|----|----|
| 2022 | New England | 17 | 17 |
| 2023 | New England | 10 | 10 |
| 2024 | New England | 3 | 2 |
| 2025 | Cleveland | 0 | 0 |
| 2025 | Miami | 2 | 2 |
| 2025 | TOTAL | 2 | 2 |
| NFL TOTALS | | 32 | 31 |



1 TUA TAGOVAILOA

QUARTERBACK // 6'1" // 225 // ALABAMA '20

ACQUIRED: D1A, '20

HOMETOWN: EWA BEACH, HAWAII // BORN: 03/02/98

NFL SEASON: SIXTH SEASON // DOLPHINS SEASON: SIXTH SEASON



NFL CAREER

TRANSACTIONS:

- 1st-round pick (5th overall) by Miami in the 2020 NFL Draft.

CAREER HONORS:

- 2024 Art Rooney Sportsmanship Award finalist.
- AFC Offensive Player of the Week (vs. New England, 11/24/24).
- No. 36 on the NFL Network Top 100 list in 2024.
- 2023 Pro Bowl selection.
- AFC Offensive Player of the Month (September 2023).
- AFC Offensive Player of the Week (at L.A. Chargers, 9/10/23).
- FedEx Air NFL Player of the Week (at L.A. Chargers, 9/10/23).
- No. 82 on the NFL Network Top 100 list in 2023.
- 2022 Don Shula Leadership Award.
- 2022 Polynesian Offensive Player of the Year.
- FedEx Air NFL Player of the Week (vs. Cleveland, 11/13/22).
- FedEx Air NFL Player of the Week (at Chicago, 11/6/22).
- FedEx Air NFL Player of the Week (at Detroit, 10/30/22).
- AFC Offensive Player of the Week (at Baltimore, 9/18/22).
- FedEx Air NFL Player of the Week (at Baltimore, 9/18/22).
- Pepsi NFL Rookie of the Week (vs. Kansas City, 12/13/20).
- Pepsi NFL Rookie of the Week (vs. Cincinnati, 12/6/20).

CAREER HIGHLIGHTS:

- Played in 69 career games with 67 starts.
- 1,493-of-2,187 passing (68.3 pct.) for 16,514 yards, 110 TDs and a QB rating of 98.1.
- 161 carries for 458 yards (2.8 avg.) and 6 TDs.
- Started 1 postseason game.
- His 98.1 passer rating is the best in team history:

HIGHEST PASSER RATING IN DOLPHINS HISTORY (MIN. 250 ATT.)

| PLAYER | YRS | RATING |
|---------------------|---------|--------|
| 1. TUA TAGOVAILOA | 2020-25 | 98.1 |
| 2. Chad Pennington | 2008-10 | 94.5 |
| 3. Ryan Fitzpatrick | 2019-20 | 89.0 |
| 4. Ryan Tannehill | 2012-18 | 87.0 |
| 5. Dan Marino | 1983-99 | 86.4 |

- His 68.3 completion percentage is the 2nd-best in NFL history:

HIGHEST COMPLETION PERCENTAGE IN NFL HISTORY (MIN 1,500 ATT.)

| Player | YEAR | ATT | COMP | PCT. |
|--------------------|---------|--------|-------|------|
| 1. Joe Burrow | 2020-25 | 2,583 | 1,769 | 68.5 |
| 2. TUA TAGOVAILOA | 2020-25 | 2,187 | 1,493 | 68.3 |
| 3. Drew Brees | 2001-20 | 10,551 | 7,142 | 67.7 |
| 4. Jimmy Garoppolo | 2014-24 | 1,936 | 1,304 | 67.4 |
| 5. Kyler Murray | 2019-25 | 2,941 | 1,974 | 67.1 |

- His 68.3 completion percentage is the best in team history:

HIGHEST COMPLETION PERCENTAGE IN DOLPHINS HISTORY (MIN. 150 COMP.)

| PLAYER | YEARS | ATT | CMP | PCT. |
|---------------------|---------|-------|-------|------|
| 1. TUA TAGOVAILOA | 2020-25 | 2,187 | 1,493 | 68.3 |
| 2. Chad Pennington | 2008-10 | 552 | 373 | 67.6 |
| 3. Ryan Fitzpatrick | 2019-20 | 769 | 494 | 64.2 |
| 4. Ryan Tannehill | 2012-18 | 2,911 | 1,829 | 62.8 |
| 5. Jay Cutler | 2017 | 429 | 266 | 62.0 |

- His 2.19 interception rate is 3rd-lowest in team history:

LOWEST INTERCEPTION RATE IN DOLPHINS HISTORY (MIN. 250 ATT.)

| PLAYER | YRS | ATT | INT | INT% |
|--------------------|---------|-------|-----|------|
| 1. Chad Pennington | 2008-10 | 552 | 9 | 1.63 |
| 2. Cleo Lemon | 2005-07 | 377 | 7 | 1.86 |
| 3. TUA TAGOVAILOA | 2020-25 | 2,187 | 48 | 2.19 |
| 4. Ryan Tannehill | 2012-18 | 2,911 | 75 | 2.58 |
| 5. Gus Frotte | 2005 | 494 | 13 | 2.63 |

- His 17 300-yard passing games are the 13th-most in Dolphins history:

MOST 300-YARD PASSING GAMES IN DOLPHINS HISTORY

| PLAYER | YEARS | 300+ YD GAMES |
|---------------------|---------|---------------|
| 1. Dan Marino | 1983-99 | 63 |
| 2. TUA TAGOVAILOA | 2020-25 | 17 |
| 3. Ryan Tannehill | 2012-18 | 16 |
| 4. Ryan Fitzpatrick | 2019-20 | 7 |
| 5. Chad Henne | 2008-11 | 7 |

- His 72.9 completion percentage in 2024 was the best in the NFL:

HIGHEST COMPLETION PERCENTAGE (2024) (MIN. 150 ATT.)

| PLAYER | TEAM | ATT | CMP | PCT. |
|-------------------|------|-----|-----|------|
| 1. TUA TAGOVAILOA | MIA. | 291 | 399 | 72.9 |
| 2. Jared Goff | Det. | 390 | 539 | 72.4 |
| 3. Baker Mayfield | TB | 407 | 570 | 71.4 |
| 4. Joe Burrow | Cin. | 460 | 652 | 70.6 |
| 5. Geno Smith | Sea. | 407 | 578 | 70.4 |

- His 72.9 completion percentage in 2024 was the best in a season in team history:

DOLPHINS SINGLE-SEASON COMPLETION PERCENTAGE LEADERS (MIN. 75 COMP.)

| PLAYER | YEAR | ATT | CMP | PCT. |
|---------------------|------|-----|-----|------|
| 1. TUA TAGOVAILOA | 2024 | 291 | 399 | 72.9 |
| 2. TUA TAGOVAILOA | 2023 | 560 | 388 | 69.3 |
| 3. Ryan Fitzpatrick | 2020 | 267 | 183 | 68.5 |
| 4. TUA TAGOVAILOA | 2021 | 388 | 263 | 67.8 |
| 5. Chad Pennington | 2008 | 476 | 321 | 67.4 |

- His 120.2 red zone passer rating in 2024 led the NFL:

NFL RED ZONE PASSER RATING LEADERS (2024)

| PLAYER | TEAM | RATING |
|-------------------|-------------|--------|
| 1. TUA TAGOVAILOA | MIAMI | 120.2 |
| 2. Baker Mayfield | Tampa Bay | 119.6 |
| 3. Lamar Jackson | Baltimore | 117.8 |
| 4. Jared Goff | Detroit | 111.7 |
| 5. Derek Carr | New Orleans | 109.0 |



- His 37 completions on Nov. 28, 2024 at Green Bay were the 3rd-most in Dolphins history.

| MOST COMPLETIONS IN DOLPHINS HISTORY (SINGLE GAME) | | | |
|----------------------------------------------------|-------------------|-------|--|
| PLAYER | DATE, OPP | COMP. | |
| 1. Dan Marino | 11/16/86, at Buf. | 39 | |
| 2. Dan Marino | 11/23/97, at NE | 38 | |
| 3. TUA TAGOVAILOA | 11/28/24, AT GB | 37 | |
| 4. TUA TAGOVAILOA | 9/18/22, AT BAL. | 36 | |
| 5. | Six times | 35 | |

- His 4,624 passing yards in 2023 led the NFL:

| MOST PASSING YARDS (2023) | | | | |
|---------------------------|------------|-----|-----|-------|
| PLAYER | TEAM | ATT | CMP | YDS |
| 1. TUA TAGOVAILOA | MIA | 560 | 388 | 4,624 |
| 2. Jared Goff | Det. | 605 | 407 | 4,575 |
| 3. Dak Prescott | Dal. | 590 | 410 | 4,516 |
| 4. Josh Allen | Buf. | 579 | 385 | 4,306 |
| 5. Brock Purdy | SF | 444 | 308 | 4,280 |

- His 4,624 passing yards in 2023 are the 3rd-most in franchise history:

| MOST PASSING YARDS IN A SEASON IN DOLPHINS HISTORY | | | |
|----------------------------------------------------|------|-------|--|
| PLAYER | YEAR | YDS | |
| 1. Dan Marino | 1984 | 5,084 | |
| 2. Dan Marino | 1986 | 4,746 | |
| 3. TUA TAGOVAILOA | 2023 | 4,624 | |
| 4. Dan Marino | 1994 | 4,453 | |
| 5. Dan Marino | 1988 | 4,434 | |

- His 101.1 passer rating in 2023 was 5th in the NFL:

| NFL PASSER RATING LEADERS (2023) | | | |
|----------------------------------|---------------|--------|--|
| PLAYER | TEAM | RATING | |
| 1. Brock Purdy | San Francisco | 113.0 | |
| 2. Dak Prescott | Dallas | 105.9 | |
| 3. Kirk Cousins | Minnesota | 103.8 | |
| 4. Lamar Jackson | Baltimore | 102.7 | |
| 5. TUA TAGOVAILOA | MIAMI | 101.1 | |

- In 2022, he became the youngest NFL quarterback since 1984 (Dan Marino) to lead the league in passer rating:

| NFL PASSER RATING LEADERS (2022) | | | |
|----------------------------------|---------------|--------|--|
| PLAYER | TEAM | RATING | |
| 1. TUA TAGOVAILOA | MIAMI | 105.5 | |
| 2. Patrick Mahomes | Kansas City | 105.2 | |
| 3. Jimmy Garoppolo | San Francisco | 103.0 | |
| 4. Jalen Hurts | Philadelphia | 101.5 | |
| 5. Geno Smith | Seattle | 100.9 | |

- His 112.2 red zone passer rating led the NFL in 2022:

| NFL RED ZONE PASSER RATING LEADERS (2022) | | | |
|-------------------------------------------|--------------|--------|--|
| PLAYER | TEAM | RATING | |
| 1. TUA TAGOVAILOA | MIAMI | 112.2 | |
| 2. Andy Dalton | New Orleans | 109.9 | |
| 3. Ryan Tannehill | Tennessee | 107.8 | |
| 4. Dak Prescott | Dallas | 106 | |
| 5. Justin Fields | Chicago | 105.7 | |

- His 130.1 third-down passer rating led the NFL in 2022:

| NFL THIRD-DOWN PASSER RATING LEADERS (2022) | | | |
|---------------------------------------------|---------------|--------|--|
| PLAYER | TEAM | RATING | |
| 1. TUA TAGOVAILOA | MIAMI | 130.1 | |
| 2. Jimmy Garoppolo | San Francisco | 112.8 | |
| 3. Joe Burrow | Cincinnati | 112.2 | |
| 4. Patrick Mahomes | Kansas City | 105.8 | |
| 5. Geno Smith | Seattle | 104.6 | |

- His 6 passing TDs on Sept. 18, 2022 at Baltimore were tied for the most in Dolphins history:

| MOST PASSING TDs IN DOLPHINS HISTORY (SINGLE GAME) | | | | |
|----------------------------------------------------|------------------|-----|-----|--|
| PLAYER | DATE, OPP | YDS | TDs | |
| 1. TUA TAGOVAILOA | 9/18/22, AT BAL. | 469 | 6 | |
| Dan Marino | 9/21/86, at NYJ | 448 | 6 | |
| Bob Griese | 11/24/77, at StL | 207 | 6 | |
| 4. Dan Marino | Five times | | 5 | |

- His 469 passing yards on Sept. 18, 2022 at Baltimore were the 4th-most in Dolphins history:

| MOST PASSING YARDS IN DOLPHINS HISTORY (SINGLE GAME) | | | |
|------------------------------------------------------|-------------------|-----|--|
| PLAYER | DATE, OPP | YDS | |
| 1. Dan Marino | 10/23/88, vs. NYJ | 521 | |
| 2. Dan Marino | 9/4/94, vs. NE | 473 | |
| 3. Dan Marino | 12/2/84, vs. LAR | 470 | |
| 4. TUA TAGOVAILOA | 9/18/22, AT BAL. | 469 | |
| 5. TUA TAGOVAILOA | 9/10/23, AT LAC | 466 | |

- Became 3rd rookie QB in Super Bowl era (Dak Prescott and Kyle Allen) to not throw an interception in his 1st 5 career starts (min. 100 att.).
- Became the 1st Dolphins rookie QB in team history to win each of his 1st 3 starts.
- Did not throw an interception in 5 consecutive starts (Games 7-10, 12 of the 2020 season), trying the franchise record (Jay Fiedler) for most consecutive starts without an interception.
- Joined QB Carson Wentz (Philadelphia) as only rookie QBs in the Super Bowl era to win each of his 1st 3 NFL starts and not throw an interception.
- His 64.1 completion percentage in 2020 was the best by a rookie in team history:

| HIGHEST COMPLETION PERCENTAGE BY A ROOKIE IN DOLPHINS HISTORY (MIN. 75 COMP.) | | | | |
|-------------------------------------------------------------------------------|------|-----|-----|------|
| PLAYER | YEAR | ATT | CMP | PCT |
| 1. TUA TAGOVAILOA | 2020 | 290 | 186 | 64.1 |
| 2. Dan Marino | 1983 | 296 | 173 | 58.4 |
| 3. Ryan Tannehill | 2012 | 484 | 282 | 58.3 |
| 4. David Woodley | 1980 | 327 | 176 | 53.8 |

- His 87.1 passer rating in 2020 was the 2nd-best by a rookie in team history behind only Hall of Famer Dan Marino:

| HIGHEST PASSER RATING BY A ROOKIE IN DOLPHINS HISTORY (MIN. 150 ATT.) | | | |
|-----------------------------------------------------------------------|------|--------|--|
| Player | YEAR | RATING | |
| 1. Dan Marino | 1983 | 96.0 | |
| 2. TUA TAGOVAILOA | 2020 | 87.1 | |
| 3. Ryan Tannehill | 2012 | 76.1 | |

- Is a 4-time team captain (2022-25).

2025 (MIAMI):

- Started 5 games.
- 106-of-150 passing (70.7 pct.) for 1,008 yards, 10 TDs and a QB rating of 100.1
- 7 carries for 28 yards (4.0 avg.).
- Serves as a team captain.

VS. NEW ENGLAND (9/14): 26-of-32 passing (81.3 pct.) for 315 yards, 2 TDs and a QB rating of 115.5.

- Found WR Jaylen Waddle for a 18-yard TD pass with 11:19 remaining in the 2nd quarter.
- Connected with RB De'Von Achane on a 29-yard TD pass with 33 seconds remaining in the 2nd quarter.

AT BUFFALO (9/18): 22-of-34 passing for 146 yards, 2 TDs and a passer rating of 81.2; 2 carries for 10 yards (5.0 avg.).

- Found WR Jaylen Waddle for a 3-yard TD pass to make it a tie game, 14-14, going into halftime.
- Connected with WR Tyreek Hill on a 5-yard TD pass to



tie the game, 21-21, with 12:18 remaining in the 4th quarter.

VS. N.Y. JETS (9/29): 17-of-25 passing (68.0 pct.) for 177 yards, 2 TDs and a passer rating of 114.9; 3 carries for 6 yards (2.0 avg.).

- Found TE Darren Waller for a 4-yard TD pass on 4th-and-goal to give Miami a 10-0 lead with 9:20 remaining in the first quarter.
- Connected with TE Darren Waller on a 9-yard TD pass to give Miami a 17-3 lead with 11:38 remaining in the 3rd quarter.

AT CAROLINA (10/5): 27-of-36 passing (75.0 pct.) for 256 yards, 3 TDs and a passer rating of 122.0; 1 carry for 5 yards.

- Found RB De'Von Achane on a 10-yard TD pass to give Miami a 10-0 lead with 14:55 remaining in the 2nd quarter.
- Connected with TE Darren Waller on a 4-yard TD pass to extend Miami's lead, 17-0, with 10:48 remaining in the 2nd quarter.
- Found WR Jaylen Waddle on a 46-yard TD pass to give Miami the lead, 24-20, with 4:42 remaining in the game.

HONORS:

- No. 91 on the NFL Network Top 100 list.

2024 (MIAMI):

- Started 11 games.
- Inactive for 2 games.
- Missed 4 games after being placed on injured reserve on Sept. 17 and activated on Oct. 26.
- 291-of-399 passing (72.9 pct.) for 2,867 yards, 19 TDs and a QB rating of 101.4.
- 17 carries for 49 yards (2.9 avg.).
- Served as a team captain.

VS. JACKSONVILLE (9/8): 23-of-37 passing (62.2 pct.) for 338 yards, 1 TD and a QB rating of 101.0; 1 carry for 11 yards.

- Connected with WR Tyreek Hill on a 80-yard TD pass with 2:19 remaining in the 3rd quarter.

VS. ARIZONA (10/27): 28-of-38 passing (73.7 pct.) for 234 yards, 1 TD and a QB rating of 97.9; 3 carries for 13 yards (4.3 avg.).

- Connected with RB De'Von Achane on a 12-yard TD pass with 8:31 remaining in the 3rd quarter.

AT BUFFALO (11/3): 25-of-28 passing (89.3 pct.) for 231 yards, 2 TDs and a QB rating of 124.9; 2 carries for 3 yards (1.5 avg.).

- His 89.3 completion percentage is the best of his career and 4th-highest mark in Dolphins history.
- Found RB De'Von Achane on a 14-yard TD pass to give Miami a 10-3 lead with 3:20 remaining in the 2nd quarter.
- Connected with WR Jaylen Waddle on a 7-yard TD pass to tie the game, 27-27, with 1:38 remaining in the 4th quarter.

VS. LAS VEGAS (11/18): 28-of-36 passing (77.8 pct.) for 288 yards, 3 TDs and a QB rating of 127.8.

- Connected with TE Jonnu Smith on a 1-yard TD pass on 4th-and-goal in the 1st quarter.
- Completed an 8-yard TD pass to WR Tyreek Hill to give Miami a 17-6 lead with 4:13 remaining in the 3rd quarter.
- Found TE Jonnu Smith for a 57-yard TD pass to extend

Miami's lead to 31-19 with 3:19 remaining in the game.

VS. NEW ENGLAND (11/24): 29-of-40 passing (72.5 pct.) for 317 yards, 4 TDs and a QB rating of 128.9.

- Completed a 7-yard TD pass to TE Jonnu Smith for Miami's 1st score of the game in the 2nd quarter.
- Connected on TD passes of 9 and 11 yards to
- RB De'Von Achane on back-to-back drives in the 2nd quarter.
- Found WR Jaylen Waddle for a 23-yard TD pass to extend Miami's lead to 31-0 with 1:37 remaining in the 3rd quarter.

AT GREEN BAY (11/28): 37-of-46 passing (80.4 pct.) for 365 yards, 2 TDs and a QB rating of 114.2.

- Completed a 12-yard TD pass to RB De'Von Achane with 2:43 remaining in the 3rd quarter.
- Connected on a 12-yard TD pass to WR Tyreek Hill with 3:04 remaining in the 4th quarter.

VS. N.Y. JETS (12/8): 33-of-47 passing (70.2 pct.) for 331 yards, 2 TDs and a QB rating of 104.1.

- Found WR Tyreek Hill on 4th-and-goal for a
- 4-yard TD pass to tie the game with 9:04 remaining in regulation.
- Completed a game-winning 10-yard TD pass to TE Jonnu Smith to give Miami its first overtime victory since 2019 vs. Cincinnati.

VS. SAN FRANCISCO (12/22): 22-for-34 (64.7 pct.) for 215 yards, 1 TD and a QB rating of 92.2; 2 carries for -1 yard (-0.5 avg.).

- Found WR Tyreek Hill for a 3-yard TD pass to give Miami a 13-7 lead with 3:20 remaining in the 2nd quarter.
- It was the 100th passing touchdown of his career.

HONORS:

- Art Rooney Sportsmanship Award finalist.
- AFC Offensive Player of the Week (vs. New England, 11/24).
- No. 36 on the NFL Network Top 100 list.

2023 (MIAMI):

- Started all 17 games.
- 388-of-560 passing (69.3 pct.) for 4,624 yards, 29 TDs and a QB rating of 101.1.
- 35 carries for 74 yards (2.1 avg.).
- Served as a team captain.
- His 4,624 yards led the league, and he became the 1st Dolphins player to lead the league in passing since QB Dan Marino in 1992 (4,116).
- Became the 2nd quarterback (Dan Marino) in franchise history to throw for more than 4,500 yards in a season.

AT L.A. CHARGERS (9/10): 28-of-45 passing (62.2 pct.) for 466 yards, 3 TDs and a QB rating of 110.0; 5 carries for 5 yards (1.0 avg.).

- Threw his 1st TD pass of the season from 1 yard out to WR River Cracraft.
- Connected on a 35-yard TD pass and 4-yard TD pass to WR Tyreek Hill in the 2nd half.
- His 466 passing yards were the 4th most in a Week 1 game in NFL history.
- It was his 2nd career road game with 450+ passing yards and 3+ passing TDs, joining Joe Montana, Tom Brady, Patrick Mahomes and Boomer Esiason as the only players to do this.

VS. DENVER (9/24): 23-of-26 passing (88.5 pct.) for 309 yards, 4 TDs and a QB rating of 155.8.

- Connected with WR Tyreek Hill for a 54-yard TD on the



opening drive of the game.

- Threw a no-look pass to RB De'Von Achane for a 4-yard TD in the 2nd quarter.
- Found RB Raheem Mostert for a 19-yard TD in the 3rd quarter.
- Completed a 10-yard TD pass to RB De'Von Achane on the 1st play of the 4th quarter.
- Threw 4+ touchdowns for the 3rd time in his career.
- Helped direct an offense that set franchise records for points scored (70), total yards (726) and rushing yards (350).

VS. N.Y. GIANTS (10/8): 22-of-30 passing (73.3 pct.) for 308 yards, 2 TDs and a QB rating of 100.4;

- 2 carries for 6 yards (3.0 avg.).
- Found WR Jaylen Waddle for a 2-yard TD pass in the 1st quarter.
- Connected with WR Tyreek Hill on a 69-yard TD pass on Miami's 1st possession of the 3rd quarter.

VS. NEW ENGLAND (10/29): 30-for-45 passing (66.7 pct.) for 324 yards, 3 TDs and a QB rating of 100.6; 6 carries for 8 yards (1.3 avg.).

- Connected with WR Tyreek Hill on a 42-yard TD pass with 0:22 left in the 1st quarter.
- Completed a 1-yard TD pass to WR Cedrick Wilson Jr. in the 2nd quarter.
- Connected with WR Jaylen Waddle on a 31-yard TD pass to extend Miami's lead to 31-17 with 2:43 left in the game.
- Broke the franchise record for most passing yards in the 1st 8 games of a season with 2,416.

VS. LAS VEGAS (11/19): 28-of-39 passing (71.8 pct.) for 325 yards, 2 TDs and a QB rating of 103.0;

- 2 carries for 6 yards (3.0 avg.).
- Connected with WR Tyreek Hill on a 38-yard TD pass with 2:03 left in the 1st quarter.
- Found RB Salvon Ahmed for an 11-yard TD pass to give Miami a 14-10 lead with 2:28 left in the 2nd quarter.

VS. DALLAS (12/24): 24-of-37 (64.9 pct.) for 293 yards, 1 TD and a QB rating of 98.1; 2 carries for -2 yards (-1.0 avg.).

- Connected with RB Raheem Mostert on a 4-yard TD pass in the 2nd quarter.
- Became the 3rd quarterback in team history to top 4,000 yards in a season, joining QB Dan Marino (6 times) and QB Ryan Tannehill (twice).

POSTSEASON:

AFC WILD CARD AT KANSAS CITY (1/13): 20-of-39 (51.3 pct.) for 199 yards, 1 TD and a QB rating of 63.9; 3 carries for 25 yards (8.3 avg.).

- Connected with WR Tyreek Hill on a 53-yard TD pass in the 2nd quarter.

PRO BOWL:

- Selected to start the Pro Bowl for the 1st time in his career.
- Is the 1st Dolphins quarterback to be selected to the Pro Bowl since Dan Marino in 1995.
- Is just the 3rd quarterback in team history to earn a Pro Bowl nod, joining Hall of Famers Dan Marino (1983-87, 1991-92, 1994-95) and Bob Griese (1970-71, 1973-74, 1977-78).

HONORS:

- AFC Offensive Player of the Month (September).
- AFC Offensive Player of the Week (at L.A. Chargers,

9/10).

- FedEx Air NFL Player of the Week (at L.A. Chargers, 9/10).
- No. 82 on the NFL Network Top 100 list.

2022 (MIAMI):

- Started 13 games.
- Inactive for 4 games.
- 259-of-400 passing (64.8 pct.) for 3,548 yards, 25 TDs and a QB rating of 105.5.
- 24 carries for 70 yards (2.9 avg.).
- Led the NFL in passer rating (105.5), red zone passer rating (112.2) and third-down passer rating (130.1).
- Became the youngest NFL quarterback since 1984 (Dan Marino) to lead the NFL in passer rating.
- Served as a team captain.

AT BALTIMORE (9/18): 36-of-50 passing (72.0 pct.) for 469 yards, 6 TDs and a QB rating of 124.1; 1 carry for 1 yard.

- Led the largest fourth-quarter comeback (21 points) and road comeback in franchise history.
- Connected on TD passes of 48 and 60 yards to WR Tyreek Hill in the second half.
- Found WR Jaylen Waddle for a 7-yard TD with 14 seconds left to win the game.
- His 6 passing TDs tied a franchise record with Hall of Fame QBs Dan Marino and Bob Griese.
- His 4 passing TDs in the 4th quarter were a Dolphins record.
- His 461 passing yards were the 4th-most in a game in team history and most by anyone not named QB Dan Marino.
- His 36 completions were the 3rd-most in a game in Dolphins annals.
- Became the 2nd-youngest NFL player since 1950 (Patrick Mahomes) to throw for 450+ yards and 6+ TDs in a game.

AT DETROIT (10/30): 29-of-36 passing (80.6 pct.) for 382 yards, 3 TDs and a QB rating of 138.7; 5 carries for 19 yards (3.8 avg.).

- Completed TD passes to WR Jaylen Waddle twice (5 and 29 yards) and TE Mike Gesicki (11 yards) in the win.
- Threw for 300 yards for the 2nd time in the season.
- Had 253 passing yards and a 144.7 passer rating in the 1st half.
- Surpassed QB David Woodley (5,928) for sixth place in the team's all-time passing yards chart.

AT CHICAGO (11/6): 21-of-30 passing (70.0 pct.) for 302 yards, 3 TDs and a QB rating of 135.7.

- Became the first QB in franchise history to post back-to-back games with 300+ yards passing, 3+ passing TDs and 0 interceptions.
- Completed a 3-yard TD pass to WR Tyreek Hill in the 2nd quarter.
- Threw 2 TD passes in the 3rd quarter – 1 to WR Jaylen Waddle (18 yards) and 1 to RB Jeff Wilson Jr. (10 yards).

POSTSEASON:

AFC WILD CARD AT BUFFALO (1/15): Inactive.

HONORS:

- Don Shula Leadership Award.
- Polynesian Pro Football Offensive Player of the Year.
- FedEx Air NFL Player of the Week (vs. Cleveland, 11/13).
- FedEx Air NFL Player of the Week (at Chicago, 11/6).
- FedEx Air NFL Player of the Week (at Detroit, 10/30).



- AFC Offensive Player of the Week (at Baltimore, 9/18).
- FedEx Air NFL Player of the Week (at Baltimore, 9/18).

2021 (MIAMI):

- Played in 13 games with 12 starts.
- Dressed but did not play in 1 game.
- Missed 3 games after being placed on injured reserve on Sept. 25 and activated on Oct. 16.
- 263-of-388 passing (67.8 pct.) for 2,653 yards, 16 TDs and a QB rating of 90.1.
- 42 carries for 128 yards (3.0 avg.) and 3 TDs.

AT JACKSONVILLE IN LONDON (10/17): 33-of-47 passing (70.2 pct.) for 329 yards, 2 TDs and a QB rating of 95.1; 3 carries for 22 yards (7.3 avg.).

- Completed a 6-yard TD pass to WR Jaylen Waddle in the 1st quarter to give Miami a 7-0 lead.
- Completed a 2-yard TD pass to WR Jaylen Waddle in the 4th quarter.

VS. ATLANTA (10/24): 32-of-40 passing (80.0 pct.) for 291 yards, 4 TDs and a QB rating of 109.5.

- Completed a 10-yard TD pass to WR Isaiah Ford in the 1st quarter to give Miami a 7-0 lead.
- Completed a 6-yard TD pass to TE Mike Gesicki in the 3rd quarter.
- Completed a 7-yard TD pass to RB Myles Gaskin in the 4th quarter.
- Completed a 4-yard TD pass to WR Mack Hollins in the 4th quarter to give Miami a 28-27 lead.

VS. BALTIMORE (11/11): 8-of-13 passing (61.5 pct.) for 158 yards for a QB rating of 104.0; 3 carries for 0 yards and 1 TD.

- Scored on a 1-yard TD run in the 4th quarter to extend Miami's lead to 22-10.

AT N.Y. JETS (11/21): 27-of-33 passing (81.8 pct.) for 273 yards and 2 TDs for a QB rating of 108.7; 3 carries for 6 yards (2.0 avg.).

- Completed a 65-yard TD pass to WR Mack Hollins in the 3rd quarter to give Miami a 14-7 lead.
- Completed a 5-yard TD pass to RB Myles Gaskin in the 4th quarter to give Miami a 21-14 lead.

2020 (MIAMI):

- Played in 10 games with 9 starts.
- Inactive for 1 game.
- Dressed but did not play in 5 games.
- 186-of-290 passing (64.1 pct.) for 1,814 yards, 11 TDs and a QB rating of 87.1.
- 36 carries for 109 yards (3.0 avg.) and 3 TDs.

VS. N.Y. JETS (10/18): 2-of-2 passing (100.0 pct.) for 9 yards for a QB rating of 85.4.

- Made his NFL and Dolphins debut.
- Became the 4th left-handed QB to throw a pass for the Dolphins, joining Jim Del Gaizo, Scott Mitchell and Pat White.

AT ARIZONA (11/8): 20-of-28 passing (71.4 pct.) for 248 yards, 2 TDs and a QB rating of 122.3; 7 carries for 35 yards (5.0 avg.).

- Completed a 9-yard TD pass to WR Preston Williams to extend Miami's lead to 21-14.
- Completed an 11-yard TD pass to WR Mack Hollins in the 4th quarter to even the score 31-31.
- Trailing by 7 entering the 4th quarter, completed 6-of-8 (75.0 pct.) passes for 67 yards and 1 TD in final frame to lead come-from-behind win.
- Became the 1st Dolphins player to have a game-

winning drive in the 4th quarter or OT within his 1st 2 NFL starts since Chad Henne in 2009.

- It was the 1st 4th-quarter comeback of his career.

VS. KANSAS CITY (12/13): 28-of-48 passing (58.3 pct.) for 316 yards, 2 TDs and a QB rating for 83.3; 6 carries for 24 yards (4.0 avg.) and 1 TD.

- Completed a 7-yard TD pass to TE Mike Gesicki to give Miami a 7-0 lead.
- Completed a 29-yard TD pass to TE Mike Gesicki in the 4th quarter.
- Scored on a 1-yard TD run in the 4th quarter.
- Posted the 1st 300-yard passing game of his career.

VS. NEW ENGLAND (12/20): 20-of-26 passing (76.9 pct.) for 145 yards and a QB rating of 73.4; 3 carries for 9 yards (3.0 avg.) and 2 TDs.

- Scored on a 3-yard TD run in the 4th quarter to give Miami a 15-12 lead.
- Scored on a 1-yard TD run in the 4th quarter to extend Miami's lead to 22-12.
- Became the 5th QB in Dolphins history to have 2 rushing TDs in the same game and 1st since QB Cleo Lemon on 10/14/07 at Cleveland.

HONORS:

- Pepsi NFL Rookie of the Week (vs. Kansas City, 12/13).
- Pepsi NFL Rookie of the Week (vs. Cincinnati, 12/6).

BEFORE THE NFL

COLLEGE (ALABAMA):

- 3-year letterman (2017-19) and 2-year starter.

CAREER: Played in 33 career games with 24 starts; 474-of-684 passing (69.3 pct.) for 7,442 yards and 87 TDs; 107 carries for 340 yards (3.2 avg.) and 9 TDs.

- His 87 career passing TDs set a school record.
- His 7,442 career passing yards ranked 3rd in school history.

JUNIOR (2019): Started 9 games; 180-of-252 passing (71.4 pct.) for 2,840 yards and 33 TDs; 23 carries for 17 yards (0.7 avg.) and 2 TDs.

- Co-Polynesian Player of the Year.
- Won the Bobby Bowden Award (Division I player who epitomizes a student-athlete from a faith perspective).
- 2nd-team All-SEC.

SOPHOMORE (2018): Started all 15 games; 245-of-355 passing (69.0 avg.) for 3,966 yards and 43 TDs; 57 carries for 190 yards (3.3 avg.) and 5 TDs.

- His 43 TD passes were a single-season school record.
- His 3,966 passing yards were a single-season school record.
- His 245 completions ranked 4th in school history.
- His 48 total TDs led the SEC and ranked 2nd nationally.
- Consensus All-American.
- Walter Camp Player of the Year.
- Won the Maxwell Award (nation's top all-around player).
- Sporting News National Player of the Year.
- SEC Offensive Player of the Year.
- 1st-team All-SEC.
- Finalist for the Davey O'Brien Award (best quarterback).

TRUE FRESHMAN (2017): Played in 9 games; 49-of-77 passing (63.6 pct.) and 11 TDs; 27 carries for 133 yards (4.9 avg.) and 2 TDs.

- Entered the game in the 2nd half and helped the team win the College Football Playoff National



Championship.

- College Football Playoff National Championship Offensive MVP.

HIGH SCHOOL (SAINT LOUIS SCHOOL – HONOLULU, HAWAII)

CAREER: 8,158 passing yards and 84 TDs; 1,727 rushing yards and 27 TDs.

- His 8,158 passing yards were a new Hawaii high school record.

SENIOR (2016): 3,932 passing yards and 43 TDs.

- Hawaii Gatorade Player of the Year.
- Won a state championship.

OFF THE FIELD

COMMUNITY:

2024:

- Hosted 3rd annual “Luau with Tua” in South Florida, benefitting the Tua Foundation.

2023:

- Hosted 2nd annual “Luau with Tua” in South Florida, benefitting Special Olympics and the Jason Taylor Foundation.

2022:

- Hosted 1st annual “Luau with Tua” in South Florida, which raised more than \$50,000 for Big Brothers Big Sisters of Miami-Dade and Broward counties.

2021:

- Volunteered at the Miami Dolphins holiday event to spend time with and provide dinner and children’s gifts for South Florida families.
- In 2021, established the Tua Foundation, dedicated to the support of youth initiatives, health and wellness and other charitable causes.

2020:

- In 2020, established a \$300,000 permanent scholarship endowment at his high school alma mater, Saint Louis School in Honolulu, Hawaii.

PERSONAL:

- **PRONUNCIATION:** Name is pronounced TOO-uh TUNG-oh-vai-LOA.
- **MAJOR:** Communication studies.

TUA TAGOVAILLOA'S NFL REGULAR SEASON PASSING/RUSHING STATISTICS

| DATE | TEAM | GP | GS | ATT. | CMP. | PCT. | YDS | PASSING | | | | | | | RATE | RUSHING | | | | |
|--------|-------|----|----|-------|-------|------|--------|---------|-----|------|-----|-----|-----|-------|------|---------|------|----|----|--|
| | | | | | | | | AVG. | TD | INT. | LG | SK | LST | NO. | | YDS. | AVG. | LG | TD | |
| 2020 | Miami | 10 | 9 | 290 | 186 | 64.1 | 1,814 | 6.3 | 11 | 5 | 35 | 20 | 136 | 87.1 | 36 | 109 | 3.0 | 17 | 3 | |
| 2021 | Miami | 13 | 12 | 388 | 263 | 67.8 | 2,653 | 6.8 | 16 | 10 | 65t | 20 | 152 | 90.1 | 42 | 128 | 3.0 | 23 | 3 | |
| 2022 | Miami | 13 | 13 | 400 | 259 | 64.8 | 3,548 | 8.9 | 25 | 8 | 84t | 21 | 163 | 105.5 | 24 | 70 | 2.9 | 18 | 0 | |
| 2023 | Miami | 17 | 17 | 560 | 388 | 69.3 | 4,624 | 8.3 | 29 | 14 | 78t | 29 | 171 | 101.1 | 35 | 74 | 2.1 | 9 | 0 | |
| 2024 | Miami | 11 | 11 | 399 | 291 | 72.9 | 2,867 | 7.2 | 19 | 7 | 80t | 21 | 154 | 101.4 | 17 | 49 | 2.9 | 13 | 0 | |
| 2025 | Miami | 5 | 5 | 150 | 106 | 70.7 | 1,008 | 6.7 | 10 | 4 | 47 | 11 | 58 | 100.1 | 7 | 28 | 4.0 | 8 | 0 | |
| TOTALS | | 69 | 67 | 2,187 | 1,493 | 68.3 | 16,514 | 7.6 | 110 | 48 | 84t | 122 | 834 | 98.1 | 161 | 458 | 2.8 | 23 | 6 | |

TUA TAGOVAILLOA'S NFL POSTSEASON PASSING/RUSHING STATISTICS

| DATE | TEAM | GP | GS | ATT. | CMP. | PCT. | YDS | PASSING | | | | | | | RUSHING | | | | |
|--------|-------|----|----|------|------|------|-----|---------|----|------|-----|----|-----|------|---------|------|------|----|----|
| | | | | | | | | AVG. | TD | INT. | LG | SK | LST | RATE | NO. | YDS. | AVG. | LG | TD |
| 2022 | Miami | 0 | 0 | 0 | 0 | 0.0 | 0 | 0.0 | 0 | 0 | 0 | 0 | 0 | 0.0 | 0 | 0 | 0.0 | 0 | 0 |
| 2023 | Miami | 1 | 1 | 39 | 20 | 51.3 | 199 | 5.1 | 1 | 1 | 53t | 2 | 11 | 63.9 | 3 | 25 | 8.3 | 14 | 0 |
| TOTALS | | 1 | 1 | 39 | 20 | 51.3 | 199 | 5.1 | 1 | 1 | 53t | 2 | 11 | 63.9 | 3 | 25 | 8.3 | 14 | 0 |

SINGLE-GAME HIGHS: QUARTERBACK

Pass Attempts
Pass Completions
Yards Passing
TD Passes
Long Passes
Completion Percentage

58 at Buffalo, Jan 03, 2021
37 at Green Bay, Nov 28, 2024
469 at Baltimore, Sep 18, 2022
6 at Baltimore, Sep 18, 2022
84t vs. Green Bay, Dec 25, 2022
89.3 at Buffalo, Nov 03, 2024

Passer Rating
Rush Attempts

Rushing Yards
Rushing Average
Longest Runs
Rushing TDs

155.8 vs. Denver, Sep 24, 2023
7 vs. N.Y. Jets, Dec 19, 2021
...1 more at 7.
38 vs. New England, Jan 09, 2022
5.0 at Arizona, Nov 08, 2020
23 vs. New England, Jan 09, 2022
2 vs. New England, Dec 20, 2020



300-YARD PASSING GAMES (17): REGULAR SEASON

| DATE | TEAM | NO. | YDS. | AVG. | LG | TD |
|----------|------------------|-----|------|------|-----|----|
| 12/13/20 | KANSAS CITY | 28 | 316 | 11.3 | 29t | 2 |
| 01/03/21 | at Buffalo | 35 | 361 | 10.3 | 31 | 1 |
| 10/17/21 | at Jacksonville | 33 | 329 | 10.0 | 32 | 2 |
| 09/18/22 | at Baltimore | 36 | 469 | 13.0 | 60t | 6 |
| 10/30/22 | at Detroit | 29 | 382 | 13.2 | 42 | 3 |
| 11/06/22 | at Chicago | 21 | 302 | 14.4 | 39 | 3 |
| 12/25/22 | GREEN BAY | 16 | 310 | 19.4 | 84t | 1 |
| 09/10/23 | at L.A. Chargers | 28 | 466 | 16.6 | 47 | 3 |
| 09/24/23 | DENVER | 23 | 309 | 13.4 | 54t | 4 |
| 10/08/23 | N.Y. GIANTS | 22 | 308 | 14.0 | 69t | 2 |
| 10/29/23 | NEW ENGLAND | 30 | 324 | 10.8 | 42t | 3 |
| 11/19/23 | LAS VEGAS | 28 | 325 | 11.6 | 38t | 2 |
| 09/08/24 | JACKSONVILL E | 23 | 338 | 14.7 | 80t | 1 |
| 11/24/24 | NEW ENGLAND | 29 | 317 | 10.9 | 29 | 4 |
| 11/28/24 | at Green Bay | 37 | 365 | 9.9 | 30 | 2 |
| 12/08/24 | N.Y. JETS | 33 | 331 | 10.0 | 21 | 2 |
| 09/14/25 | NEW ENGLAND | 26 | 315 | 12.1 | 47 | 2 |

2020 GAME-BY-GAME REGULAR-SEASON STATISTICS (MIAMI)

| DATE | OPPONENT | P/S | PASSING | | | | | | | | | | | RUSHING | | | | | W/L | SCORE |
|-------------|------------------|-----|--------------|-----|-----|-------|------|------|-----|-----|-----|-------|--------|---------|-----|-----|----|---|-------|-------|
| | | | ATT | CMP | YDS | PCT | Y/A | Y/C | TD | INT | LG | SK/YD | RATE | ATT | YDS | LG | TD | | | |
| 09/13 | at New England | | DID NOT PLAY | | | | | | | | | | | | | | | L | 11-21 | |
| 09/20 | Buffalo | | DID NOT PLAY | | | | | | | | | | | | | | | L | 28-31 | |
| 09/24 | at Jacksonville | | DID NOT PLAY | | | | | | | | | | | | | | | W | 31-13 | |
| 10/04 | Seattle | | DID NOT PLAY | | | | | | | | | | | | | | | L | 23-31 | |
| 10/11 | at San Francisco | | DID NOT PLAY | | | | | | | | | | | | | | | W | 43-17 | |
| 10/18 | N.Y. Jets | P | 2 | 2 | 9 | 100.0 | 4.5 | 4.5 | 0 | 0 | 7 | 0/0 | 85.4 | 0 | 0 | 0 | 0 | W | 24-0 | |
| 11/01 | L.A. Rams | S | 22 | 12 | 93 | 54.5 | 4.2 | 7.8 | 1 | 0 | 15 | 1/3 | 80.3 | 2 | 0 | 2 | 0 | W | 28-17 | |
| 11/08 | at Arizona | S | 28 | 20 | 248 | 71.4 | 8.9 | 12.4 | 2 | 0 | 35 | 3/27 | 122.3 | 7 | 35 | 17 | 0 | W | 34-31 | |
| 11/15 | L.A. Chargers | S | 25 | 15 | 169 | 60.0 | 6.8 | 11.3 | 2 | 0 | 23 | 0/0 | 106.9 | 6 | -1 | 2 | 0 | W | 29-21 | |
| 11/22 | at Denver | S | 20 | 11 | 83 | 55.0 | 4.2 | 7.5 | 1 | 0 | 13 | 6/33 | 81.9 | 0 | 0 | 0 | 0 | L | 13-20 | |
| 11/29 | at N.Y. Jets | | INACTIVE | | | | | | | | | | | | | | | W | 20-3 | |
| 12/06 | Cincinnati | S | 39 | 26 | 296 | 66.7 | 7.6 | 11.4 | 1 | 0 | 35 | 0/0 | 97.8 | 3 | 3 | 4 | 0 | W | 19-7 | |
| 12/13 | Kansas City | S | 48 | 28 | 316 | 58.3 | 6.6 | 11.3 | 2 | 1 | 29t | 4/29 | 83.3 | 6 | 24 | 9 | 1 | L | 27-33 | |
| 12/20 | New England | S | 26 | 20 | 145 | 76.9 | 5.6 | 7.3 | 0 | 1 | 15 | 2/12 | 73.4 | 3 | 9 | 5 | 2 | W | 22-12 | |
| 12/26 | at Las Vegas | S | 22 | 17 | 94 | 77.3 | 4.3 | 5.5 | 1 | 0 | 14 | 3/23 | 99.4 | 3 | 11 | 7 | 0 | W | 26-25 | |
| 01/03 | at Buffalo | S | 58 | 35 | 361 | 60.3 | 6.2 | 10.3 | 1 | 3 | 31 | 1/9 | 62.5 | 6 | 28 | 16 | 0 | L | 26-56 | |
| 2020 TOTALS | | | 10-9 | 290 | 186 | 1,814 | 64.1 | 6.3 | 9.8 | 11 | 5 | 35 | 20/136 | 87.1 | 36 | 109 | 17 | 3 | 10-6 | |

2021 GAME-BY-GAME REGULAR-SEASON STATISTICS (MIAMI)

| DATE | OPPONENT | P/S | PASSING | | | | | | | | | | | RUSHING | | | | | W/L | SCORE |
|-------------|-----------------|-----|-----------------------------------------|-----|-----|-------|------|------|------|-----|-----|-------|--------|---------|-----|-----|----|---|-------|-------|
| | | | ATT | CMP | YDS | PCT | Y/A | Y/C | TD | INT | LG | SK/YD | RATE | ATT | YDS | LG | TD | | | |
| 09/12 | at New England | S | 27 | 16 | 202 | 59.3 | 7.5 | 12.6 | 1 | 1 | 36 | 2/17 | 79.6 | 4 | 1 | 3t | 1 | W | 17-16 | |
| 09/19 | Buffalo | S | 4 | 1 | 13 | 25.0 | 3.3 | 13.0 | 0 | 0 | 13 | 2/13 | 40.6 | 0 | 0 | 0 | 0 | L | 0-35 | |
| 09/26 | at Las Vegas | | INJURED RESERVE | | | | | | | | | | | | | | | L | 28-31 | |
| 10/03 | Indianapolis | | INJURED RESERVE | | | | | | | | | | | | | | | L | 17-27 | |
| 10/10 | at Tampa Bay | | INJURED RESERVE - DESIGNATED FOR RETURN | | | | | | | | | | | | | | | L | 17-45 | |
| 10/17 | at Jacksonville | S | 47 | 33 | 329 | 70.2 | 7.0 | 10.0 | 2 | 1 | 32 | 0/0 | 95.1 | 3 | 22 | 8 | 0 | L | 20-23 | |
| 10/24 | Atlanta | S | 40 | 32 | 291 | 80.0 | 7.3 | 9.1 | 4 | 2 | 27 | 1/10 | 109.5 | 4 | 29 | 9 | 0 | L | 28-30 | |
| 10/31 | at Buffalo | S | 39 | 21 | 205 | 53.8 | 5.3 | 9.8 | 0 | 1 | 40 | 2/11 | 58.2 | 4 | 10 | 6 | 1 | L | 11-26 | |
| 11/07 | Houston | | DID NOT PLAY | | | | | | | | | | | | | | | W | 17-9 | |
| 11/11 | Baltimore | P | 13 | 8 | 158 | 61.5 | 12.2 | 19.8 | 0 | 0 | 64 | 1/6 | 104.0 | 3 | 0 | 1t | 1 | W | 22-10 | |
| 11/21 | at N.Y. Jets | S | 33 | 27 | 273 | 81.8 | 8.3 | 10.1 | 2 | 1 | 65t | 0/0 | 108.7 | 3 | 6 | 7 | 0 | W | 24-17 | |
| 11/28 | Carolina | S | 31 | 27 | 230 | 87.1 | 7.4 | 8.5 | 1 | 0 | 57 | 2/26 | 108.3 | 4 | 0 | 2 | 0 | W | 33-10 | |
| 12/05 | N.Y. Giants | S | 41 | 30 | 244 | 73.2 | 6.0 | 8.1 | 2 | 0 | 25 | 2/15 | 104.1 | 2 | 1 | 2 | 0 | W | 20-9 | |
| 12/19 | N.Y. Jets | S | 27 | 16 | 196 | 59.3 | 7.3 | 12.3 | 2 | 2 | 37 | 1/0 | 75.5 | 7 | 19 | 9 | 0 | W | 31-24 | |
| 12/27 | at New Orleans | S | 26 | 19 | 198 | 73.1 | 7.6 | 10.4 | 1 | 1 | 40 | 2/25 | 91.5 | 1 | 1 | 1 | 0 | W | 20-3 | |
| 01/02 | at Tennessee | S | 38 | 18 | 205 | 47.4 | 5.4 | 11.4 | 0 | 1 | 45 | 4/23 | 53.1 | 2 | 1 | 1 | 0 | L | 3-34 | |
| 01/09 | New England | S | 22 | 15 | 109 | 68.2 | 5.0 | 7.3 | 1 | 0 | 17 | 1/6 | 94.7 | 5 | 38 | 23 | 0 | W | 33-24 | |
| 2021 TOTALS | | | 13-12 | 388 | 263 | 2,653 | 67.8 | 6.8 | 10.1 | 16 | 10 | 65t | 20/152 | 90.1 | 42 | 128 | 23 | 3 | 9-8 | |

+- Overtime



2022 GAME-BY-GAME REGULAR-SEASON STATISTICS (MIAMI)

| DATE | OPPONENT | P/S | PASSING | | | | | | | | | | | RUSHING | | | | W/L | SCORE |
|-------------|------------------|-------|----------|-----|-------|------|------|------|----|-----|-----|--------|-------|---------|-----|----|----|-----|-------|
| | | | ATT | CMP | YDS | PCT | Y/A | Y/C | TD | INT | LG | SK/YD | RATE | ATT | YDS | LG | TD | | |
| 09/11 | New England | S | 33 | 23 | 270 | 69.7 | 8.2 | 11.7 | 1 | 0 | 42t | 3/28 | 104.4 | 2 | 0 | 0 | 0 | W | 20-7 |
| 09/18 | at Baltimore | S | 50 | 36 | 469 | 72.0 | 9.4 | 13.0 | 6 | 2 | 60t | 1/8 | 124.1 | 1 | 1 | 1 | 0 | W | 42-38 |
| 09/25 | Buffalo | S | 18 | 13 | 186 | 72.2 | 10.3 | 14.3 | 1 | 0 | 45 | 1/7 | 123.8 | 1 | 0 | 0 | 0 | W | 21-19 |
| 09/29 | at Cincinnati | S | 14 | 8 | 110 | 57.1 | 7.9 | 13.8 | 0 | 1 | 26 | 1/10 | 52.7 | 0 | 0 | 0 | 0 | L | 15-27 |
| 10/09 | at N.Y. Jets | | INACTIVE | | | | | | | | | | | | | | | L | 17-40 |
| 10/16 | Minnesota | | INACTIVE | | | | | | | | | | | | | | | L | 16-24 |
| 10/23 | Pittsburgh | S | 35 | 21 | 261 | 60.0 | 7.5 | 12.4 | 1 | 0 | 32 | 0/0 | 92.7 | 4 | 15 | 7 | 0 | W | 16-10 |
| 10/30 | at Detroit | S | 36 | 29 | 382 | 80.6 | 10.6 | 13.2 | 3 | 0 | 42 | 2/13 | 138.7 | 5 | 19 | 18 | 0 | W | 31-27 |
| 11/06 | at Chicago | S | 30 | 21 | 302 | 70.0 | 10.1 | 14.4 | 3 | 0 | 39 | 0/0 | 135.7 | 5 | 0 | 4 | 0 | W | 35-32 |
| 11/13 | Cleveland | S | 32 | 25 | 285 | 78.1 | 8.9 | 11.4 | 3 | 0 | 29 | 0/0 | 135.0 | 1 | 0 | 0 | 0 | W | 39-17 |
| 11/27 | Houston | S | 36 | 22 | 299 | 61.1 | 8.3 | 13.6 | 1 | 0 | 34 | 4/26 | 96.9 | 0 | 0 | 0 | 0 | W | 30-15 |
| 12/04 | at San Francisco | S | 33 | 18 | 295 | 54.5 | 8.9 | 16.4 | 2 | 2 | 75t | 3/20 | 79.7 | 0 | 0 | 0 | 0 | L | 17-33 |
| 12/11 | at L.A. Chargers | S | 28 | 10 | 145 | 35.7 | 5.2 | 14.5 | 1 | 0 | 60t | 2/18 | 65.3 | 3 | 28 | 14 | 0 | L | 17-23 |
| 12/17 | at Buffalo | S | 30 | 17 | 234 | 56.7 | 7.8 | 13.8 | 2 | 0 | 67t | 2/17 | 104.0 | 1 | 7 | 7 | 0 | L | 29-32 |
| 12/25 | Green Bay | S | 25 | 16 | 310 | 64.0 | 12.4 | 19.4 | 1 | 3 | 84t | 2/16 | 80.8 | 1 | 0 | 0 | 0 | L | 20-26 |
| 01/01 | at New England | | INACTIVE | | | | | | | | | | | | | | | L | 21-23 |
| 01/08 | N.Y. Jets | | INACTIVE | | | | | | | | | | | | | | | W | 11-6 |
| 2022 TOTALS | | 13-13 | 400 | 259 | 3,548 | 64.8 | 8.9 | 13.7 | 25 | 8 | 84t | 21/163 | 105.5 | 24 | 70 | 18 | 0 | 9-8 | |

2023 GAME-BY-GAME REGULAR-SEASON STATISTICS (MIAMI)

| DATE | OPPONENT | P/S | PASSING | | | | | | | | | | | RUSHING | | | | W/L | SCORE |
|-------------|------------------|-------|---------|-----|-------|------|------|------|----|-----|-----|--------|-------|---------|-----|----|----|------|-------|
| | | | ATT | CMP | YDS | PCT | Y/A | Y/C | TD | INT | LG | SK/YD | RATE | ATT | YDS | LG | TD | | |
| 09/10 | at L.A. Chargers | S | 45 | 28 | 466 | 62.2 | 10.4 | 16.6 | 3 | 1 | 47 | 0/0 | 110.0 | 5 | 5 | 7 | 0 | W | 36-34 |
| 09/17 | at New England | S | 30 | 21 | 249 | 70.0 | 8.3 | 11.9 | 1 | 1 | 32 | 1/5 | 92.2 | 4 | 3 | 4 | 0 | W | 24-17 |
| 09/24 | Denver | S | 26 | 23 | 309 | 88.5 | 11.9 | 13.4 | 4 | 0 | 54t | 0/0 | 155.8 | 0 | 0 | 0 | 0 | W | 70-20 |
| 10/01 | at Buffalo | S | 35 | 25 | 282 | 71.4 | 8.1 | 11.3 | 1 | 1 | 23 | 4/31 | 92.8 | 2 | 7 | 4 | 0 | L | 20-48 |
| 10/08 | N.Y. Giants | S | 30 | 22 | 308 | 73.3 | 10.3 | 14.0 | 2 | 2 | 69t | 1/6 | 100.2 | 2 | 6 | 7 | 0 | W | 31-16 |
| 10/15 | Carolina | S | 31 | 21 | 262 | 67.7 | 8.5 | 12.5 | 3 | 0 | 47 | 0/0 | 126.0 | 1 | 0 | 0 | 0 | W | 42-21 |
| 10/22 | at Philadelphia | S | 32 | 23 | 216 | 71.9 | 6.8 | 9.4 | 1 | 1 | 29 | 3/10 | 87.5 | 1 | -3 | -3 | 0 | L | 17-31 |
| 10/29 | New England | S | 45 | 30 | 324 | 66.7 | 7.2 | 10.8 | 3 | 1 | 42t | 2/12 | 100.6 | 6 | 8 | 8 | 0 | W | 31-17 |
| 11/05 | at Kansas City | S | 34 | 21 | 193 | 61.8 | 5.7 | 9.2 | 1 | 0 | 31t | 3/18 | 87.0 | 2 | 7 | 7 | 0 | L | 14-21 |
| 11/19 | Las Vegas | S | 39 | 28 | 325 | 71.8 | 8.3 | 11.6 | 2 | 1 | 38t | 1/2 | 103.0 | 2 | 6 | 7 | 0 | W | 20-13 |
| 11/24 | at N.Y. Jets | S | 30 | 21 | 243 | 70.0 | 8.1 | 11.6 | 1 | 2 | 35 | 2/15 | 77.5 | 2 | 1 | 1 | 0 | W | 34-13 |
| 12/03 | at Washington | S | 24 | 18 | 280 | 75.0 | 11.7 | 15.6 | 2 | 0 | 78t | 0/0 | 141.0 | 0 | 0 | 0 | 0 | W | 45-15 |
| 12/11 | Tennessee | S | 33 | 23 | 240 | 69.7 | 7.3 | 10.4 | 0 | 0 | 25 | 5/32 | 90.5 | 3 | 15 | 8 | 0 | L | 27-28 |
| 12/17 | N.Y. Jets | S | 24 | 21 | 224 | 87.5 | 9.3 | 10.7 | 1 | 0 | 60t | 3/15 | 119.4 | 0 | 0 | 0 | 0 | W | 30-0 |
| 12/24 | Dallas | S | 37 | 24 | 293 | 64.9 | 7.9 | 12.2 | 1 | 0 | 50 | 1/9 | 98.1 | 2 | -2 | -1 | 0 | W | 22-20 |
| 12/31 | at Baltimore | S | 38 | 22 | 237 | 57.9 | 6.2 | 10.8 | 2 | 2 | 25 | 3/16 | 71.9 | 2 | 14 | 9 | 0 | L | 19-56 |
| 01/07 | Buffalo | S | 27 | 17 | 173 | 63.0 | 6.4 | 10.2 | 1 | 2 | 24 | 0/0 | 62.7 | 1 | 7 | 7 | 0 | L | 14-21 |
| 2023 Totals | | 17-17 | 560 | 388 | 4,624 | 69.3 | 8.3 | 11.9 | 29 | 14 | 78t | 29/171 | 101.1 | 35 | 74 | 9 | 0 | 11-6 | |

2024 GAME-BY-GAME REGULAR-SEASON STATISTICS (MIAMI)


| DATE | OPPONENT | P/S | PASSING | | | | | | | | | | | RUSHING | | | | W/L | SCORE | |
|-------------|-----------------|-----|-----------------|-----|-----|-------|------|------|-----|-----|-----|-------|--------|---------|-----|----|----|-----|--------|--|
| | | | ATT | CMP | YDS | PCT | Y/A | Y/C | TD | INT | LG | SK/YD | RATE | ATT | YDS | LG | TD | | | |
| 09/08 | Jacksonville | S | 37 | 23 | 338 | 62.2 | 9.1 | 14.7 | 1 | 0 | 80t | 3/19 | 101.0 | 1 | 11 | 11 | 0 | W | 20-17 | |
| 09/12 | Buffalo | S | 25 | 17 | 145 | 68.0 | 5.8 | 8.5 | 1 | 3 | 21 | 1/6 | 56.7 | 2 | 17 | 11 | 0 | L | 10-31 | |
| 09/22 | at Seattle | | INJURED RESERVE | | | | | | | | | | | | | | | L | 3-24 | |
| 09/30 | Tennessee | | INJURED RESERVE | | | | | | | | | | | | | | | L | 12-31 | |
| 10/06 | at New England | | INJURED RESERVE | | | | | | | | | | | | | | | W | 15-10 | |
| 10/20 | at Indianapolis | | INJURED RESERVE | | | | | | | | | | | | | | | L | 10-16 | |
| 10/27 | Arizona | S | 38 | 28 | 234 | 73.7 | 6.2 | 8.4 | 1 | 0 | 30 | 1/7 | 97.9 | 3 | 13 | 13 | 0 | L | 27-28 | |
| 11/03 | at Buffalo | S | 28 | 25 | 231 | 89.3 | 8.3 | 9.2 | 2 | 0 | 28 | 1/7 | 124.9 | 2 | 3 | 4 | 0 | L | 27-30 | |
| 11/11 | at L.A. Rams | S | 28 | 20 | 207 | 71.4 | 7.4 | 10.4 | 1 | 1 | 36 | 3/36 | 89.4 | 1 | -1 | -1 | 0 | W | 23-15 | |
| 11/17 | Las Vegas | S | 36 | 28 | 288 | 77.8 | 8.0 | 10.3 | 3 | 0 | 57t | 2/17 | 127.8 | 0 | 0 | 0 | 0 | W | 34-19 | |
| 11/24 | New England | S | 40 | 29 | 317 | 72.5 | 7.9 | 10.9 | 4 | 0 | 29 | 2/29 | 128.9 | 3 | -2 | 0 | 0 | W | 34-15 | |
| 11/28 | at Green Bay | S | 46 | 37 | 365 | 80.4 | 7.9 | 9.9 | 2 | 0 | 30 | 5/29 | 114.2 | 2 | 6 | 9 | 0 | L | 17-30 | |
| 12/08 | N.Y. Jets | S | 47 | 33 | 331 | 70.2 | 7.0 | 10.0 | 2 | 0 | 21 | 0/0 | 104.1 | 1 | 3 | 3 | 0 | W | 32-26+ | |
| 12/15 | at Houston | S | 40 | 29 | 196 | 72.5 | 4.9 | 6.8 | 1 | 3 | 21 | 3/24 | 60.0 | 0 | 0 | 0 | 0 | L | 12-20 | |
| 12/22 | San Francisco | S | 34 | 22 | 215 | 64.7 | 6.3 | 9.8 | 1 | 0 | 24 | 0/0 | 92.2 | 2 | -1 | 0 | 0 | W | 29-17 | |
| 12/29 | at Cleveland | | INACTIVE | | | | | | | | | | | | | | | W | 20-3 | |
| 01/05 | at N.Y. Jets | | INACTIVE | | | | | | | | | | | | | | | L | 20-32 | |
| 2024 TOTALS | | | 11-11 | 399 | 291 | 2,867 | 72.9 | 7.2 | 9.9 | 19 | 7 | 80t | 21/154 | 101.4 | 17 | 49 | 13 | 0 | 8-9 | |

+ - Overtime



2025 GAME-BY-GAME REGULAR-SEASON STATISTICS (MIAMI)

| DATE | OPPONENT | P/S | PASSING | | | | | | | | | | | RUSHING | | | | | W/L | SCORE |
|-------------|-----------------|-----|---------|-----|-----|-------|------|------|-----|-----|-----|-------|-------|---------|-----|----|----|---|-------|-------|
| | | | ATT | CMP | YDS | PCT | Y/A | Y/C | TD | INT | LG | SK/YD | RATE | ATT | YDS | LG | TD | | | |
| 09/07 | at Indianapolis | S | 23 | 14 | 114 | 60.9 | 5.0 | 8.1 | 1 | 2 | 21 | 3/13 | 51.7 | 1 | 7 | 7 | 0 | L | 8-33 | |
| 09/14 | New England | S | 32 | 26 | 315 | 81.3 | 9.8 | 12.1 | 2 | 1 | 47 | 5/18 | 115.5 | 0 | 0 | 0 | 0 | L | 27-33 | |
| 09/18 | at Buffalo | S | 34 | 22 | 146 | 64.7 | 4.3 | 6.6 | 2 | 1 | 19 | 0/0 | 81.2 | 2 | 10 | 8 | 0 | L | 21-31 | |
| 09/29 | N.Y. Jets | S | 25 | 17 | 177 | 68.0 | 7.1 | 10.4 | 2 | 0 | 28 | 0/0 | 114.9 | 3 | 6 | 5 | 0 | W | 27-21 | |
| 10/05 | at Carolina | S | 36 | 27 | 256 | 75.0 | 7.1 | 9.5 | 3 | 0 | 46t | 3/27 | 122.0 | 1 | 5 | 5 | 0 | L | 24-27 | |
| 2025 TOTALS | | | 5-5 | 150 | 106 | 1,008 | 70.7 | 6.7 | 9.5 | 10 | 4 | 47 | 11/58 | 100.1 | 7 | 28 | 8 | 0 | 1-4 | |



11 DANTE TRADER JR.

SAFETY // 5'11" // 202 // MARYLAND '25
ACQUIRED: D5C, '25
HOMETOWN: DELMAR, DEL. // BORN: 02/13/03
NFL SEASON: ROOKIE SEASON // DOLPHINS SEASON: ROOKIE SEASON

NFL CAREER

TRANSACTIONS:

- 5th-round pick (155th overall) by Miami in the 2025 NFL Draft.

CAREER HIGHLIGHTS:

- Played in 5 career games with 1 start.
- 8 tackles (6 solo).
- 4 special teams tackles (2 solo), 1 forced fumble and 1 fumble recovery.

2025 (MIAMI):

- Played in 5 games with 1 start.
- 8 tackles (6 solo).
- 4 special teams tackles (2 solo), 1 forced fumble and 1 fumble recovery.

AT INDIANAPOLIS (9/7):

 3 tackles (2 solo).

- Made his NFL debut.

AT BUFFALO (9/18):

 3 tackles (2 solo).

VS. N.Y. JETS (9/29): 2 special teams tackles (1 solo), 1 forced fumble and fumble recovery.

- Forced WR Isaiah Williams to fumble the opening kickoff return and recovered it at the New York 36-yard line, giving Miami possession on the second play of the 3rd quarter.

BEFORE THE NFL

COLLEGE (MARYLAND):

- 4-year letterman (2021-24) and 3-year starter.
- Also played lacrosse, earning 3rd-team All-American honors in 2023.

CAREER: Played in 47 games with 35 starts; 190 tackles (123 solo), 1.0 tackle for loss, 5 interceptions, 20 passes defended and 1 forced fumble.

SENIOR (2024): Started 10 games; 59 tackles (37 solo), 1 interception and 5 passes defended.

- Semifinalist for the Jason Witten Collegiate Man of the Year.

JUNIOR (2023): Started 12 games; 53 tackles (38 solo), 0.5 tackle for loss, 2 interceptions, 8 passes defended and 1 forced fumble.

- Helped team to a second-consecutive 8-win season for the first time since 2001-03.

SOPHOMORE (2022): Started all 13 games; 62 tackles (34 solo), 0.5 tackle for loss, 2 interceptions and 6 passes defended.

- Helped team to an 8-5 record and a Duke's Mayo Bowl victory.
- Tied for the team lead with interceptions.
- Academic All-Big Ten selection.

TRUE FRESHMAN (2021): Played in 12 games; 16 tackles (14 solo) and 1 pass defended.

HIGH SCHOOL (MCDONOUGH SCHOOL - OWINGS MILLS, MD.)

- Also played basketball and lacrosse; was a top-ten ranked lacrosse recruit in the country.
- Transferred from Delmar Senior High School (Delaware) prior to his junior year.

SENIOR (2020):

- Season canceled due to COVID-19 pandemic.

JUNIOR (2019): 25 solo tackles, 6 interceptions and 14 passes defended.

- Helped his team to an 11-1 record.
- 1st-team all-state.

SOPHOMORE (2018):

- 2nd-team all-state.

FRESHMAN (2017):

- Helped his team to the Delaware state championship.

OFF THE FIELD

PERSONAL:

- MAJOR:** African American studies.

DANTE TRADER JR.'S NFL REGULAR SEASON DEFENSIVE STATISTICS

| DATE | TEAM | GP | GS | TACKLES | | | | | | | INTERCEPTIONS | | | | | O. FUMB | | | ST | | | MISC | | | |
|------------|-------|----|----|---------|---|---|-----|-----|-----|-----|---------------|----|-----|----|----|---------|----|----|----|-----|----|------|---|----|----|
| | | | | TK | S | A | TFL | YDS | SK | YDS | QBH | NO | YDS | LG | TD | PD | FF | FR | TD | YDS | TK | S | A | FF | FR |
| 2025 | Miami | 5 | 1 | 8 | 6 | 2 | 0 | 0 | 0.0 | 0.0 | 0 | 0 | 0 | 0 | 0 | 0 | 0 | 0 | 4 | 2 | 2 | 1 | 1 | 0 | 0 |
| NFL TOTALS | | 5 | 1 | 8 | 6 | 2 | 0 | 0 | 0.0 | 0.0 | 0 | 0 | 0 | 0 | 0 | 0 | 0 | 0 | 4 | 2 | 2 | 1 | 1 | 0 | 0 |

SINGLE-GAME HIGHS: DEFENSIVE

Total Tackles 3 at Buffalo, Sep 18, 2025
...1 more at 3.

Solo Tackles 2 at Buffalo, Sep 18, 2025
...1 more at 2.

Special Teams Tackles
Special Teams Forced Fumbles

2 vs. N.Y. Jets, Sep 29, 2025
1 vs. N.Y. Jets, Sep 29, 2025



17 JAYLEN WADDLE

WIDE RECEIVER // 5'10" // 185 // ALABAMA '21

ACQUIRED: D1A, '21

HOMETOWN: HOUSTON, TEXAS // BORN: 11/25/98

NFL SEASON: FIFTH SEASON // DOLPHINS SEASON: FIFTH SEASON

NFL CAREER

TRANSACTIONS:

- 1st-round pick (6th overall) by Miami in the 2021 NFL Draft.

CAREER HONORS:

- No. 63 on the NFL Network Top 100 list in 2024
- No. 44 on the NFL Network Top 100 list in 2023.
- No. 63 on the NFL Network Top 100 list in 2022.
- 2021 Dan Marino Most Valuable Player Award.
- 2021 PFWA All-Rookie Team.

CAREER HIGHLIGHTS:

- Started 67 career games.
- 332 receptions for 4,424 yards (13.3 avg.) and 23 TDs.
- 12 carries for 53 yards (4.3 avg.) and 1 TD.
- 9 kickoff returns for 158 yards (17.6 avg.).
- 5 punt returns for 35 yards (7.0 avg.).
- 10 miscellaneous tackles.
- Started 2 postseason games.
- Holds the Dolphins record for most receiving yards in the 1st 4 years of a career with 4,129:

| MOST RECEIVING YARDS IN 1ST 4 SEASONS IN DOLPHINS HISTORY | | | | | |
|-----------------------------------------------------------|---------|-----|-------|-----|--|
| PLAYER | YEARS | REC | YDS | TDs | |
| 1. JAYLEN WADDLE | 2021-24 | 309 | 4,129 | 20 | |
| 2. Jarvis Landry | 2014-20 | 400 | 4,038 | 22 | |
| 3. Mark Clayton | 1983-86 | 209 | 3,649 | 33 | |
| 4. Chris Chambers | 2001-04 | 233 | 3,478 | 28 | |
| 5. Mark Duper | 1982-85 | 157 | 2,959 | 21 | |

- Is the 1st player in Dolphins history to post 3 consecutive 1,000-yard receiving seasons.
- His 1,356 receiving yards in 2022 ranked 7th in the NFL:

| MOST RECEIVING YARDS (2022) | | | | | |
|-----------------------------|------|-----|-------|-----|--|
| Player | TEAM | REC | YDS | TDs | |
| 1. Justin Jefferson | Min. | 128 | 1,809 | 8 | |
| 2. Tyreek Hill | Mia. | 119 | 1,710 | 7 | |
| 3. Davante Adams | LV | 100 | 1,516 | 14 | |
| 4. A.J. Brown | Phi. | 88 | 1,496 | 11 | |
| 5. Stefon Diggs | Buf. | 108 | 1,429 | 11 | |
| 6. CeeDee Lamb | Dal. | 107 | 1,359 | 9 | |
| 7. JAYLEN WADDLE | MIA. | 75 | 1,356 | 8 | |
| 8. Travis Kelce | KC | 110 | 1,338 | 12 | |
| 9. DeVonta Smith | Phi. | 95 | 1,196 | 7 | |
| 10. Terry McLaurin | Was. | 77 | 1,191 | 5 | |

- His 1,356 receiving yards in 2022 are 4th in single-season franchise history:

| MOST RECEIVING YARDS IN DOLPHINS HISTORY (SINGLE SEASON) | | | | | |
|----------------------------------------------------------|------|-----|-------|-----|--|
| PLAYER | YEAR | REC | YDS | TDs | |
| 1. Tyreek Hill | 2023 | 119 | 1,799 | 13 | |
| 2. Tyreek Hill | 2022 | 119 | 1,710 | 7 | |
| 3. Mark Clayton | 1984 | 73 | 1,389 | 18 | |
| 4. JAYLEN WADDLE | 2022 | 75 | 1,356 | 8 | |
| 5. Mark Duper | 1986 | 67 | 1,313 | 11 | |

- Had 2,371 yards in his 1st 2 NFL seasons, which was 10th-most in NFL history by a player in the 1st 2 years

of a career:

MOST RECEIVING YARDS IN 1ST 2 YEARS OF CAREER

| PLAYER | TEAM | YEARS | REC | YDS | |
|----------------------|------|-----------|-----|-------|--|
| 1. Justin Jefferson | Min. | 2020-21 | 196 | 3,016 | |
| 2. Odell Beckham Jr. | NYG | 2014-25 | 187 | 2,755 | |
| 3. Randy Moss | Min. | 1998-99 | 149 | 2,726 | |
| 4. Ja'Marr Chase | Cin. | 2021-22 | 168 | 2,501 | |
| 5. Jerry Rice | SF | 1985-86 | 135 | 2,497 | |
| 6. Josh Gordon | Cle. | 2012-13 | 137 | 2,451 | |
| 7. Torry Holt | STL | 1999-2000 | 134 | 2,423 | |
| 8. A.J. Green | Cin. | 2011-12 | 162 | 2,407 | |
| 9. Michael Thomas | NO. | 2016-17 | 196 | 2,382 | |
| 10. JAYLEN WADDLE | MIA. | 2021-22 | 179 | 2,371 | |

- His 104 receptions in 2021 set an NFL rookie record at the time:

MOST RECEPTIONS BY A ROOKIE IN NFL HISTORY

| Player | TEAM | YEAR | REC | YDS | TDs |
|----------------------|------|------|-----|-------|-----|
| 1. Puka Nacua | LAR | 2023 | 105 | 1,486 | 6 |
| 2. JAYLEN WADDLE | MIA. | 2021 | 104 | 1,015 | 6 |
| 3. Anquan Boldin | Ari. | 2003 | 101 | 1,377 | 8 |
| 4. Michael Thomas | NO | 2016 | 92 | 1,137 | 9 |
| 5. Odell Beckham Jr. | NYG | 2014 | 91 | 1,305 | 12 |
| Saquan Barkley | NYG | 2018 | 91 | 721 | 4 |
| Eddie Royal | Den. | 2008 | 91 | 980 | 5 |
| 8. Teddy Glenn | NE | 1996 | 90 | 1,132 | 6 |
| Amon-Ra St. Brown | Det. | 2021 | 90 | 912 | 5 |

- His 104 receptions in 2021 set a Dolphins rookie record:

MOST RECEPTIONS BY A DOLPHINS ROOKIE

| Player | YEAR | REC | YDS | TDs |
|------------------|------|-----|-------|-----|
| 1. JAYLEN WADDLE | 2021 | 104 | 1,015 | 6 |
| 2. Jarvis Landry | 2014 | 84 | 758 | 5 |
| 3. Terry Kirby | 1993 | 75 | 874 | 3 |
| 4. Jack Clancy | 1967 | 67 | 868 | 2 |
| 5. Davone Bess | 2008 | 54 | 554 | 1 |

- Had the 2nd-most receptions (125) in NFL history in a player's 1st 20 career games:

MOST RECEPTIONS IN FIRST 20 NFL GAMES

| PLAYER | YEAR | TEAM | YDS |
|----------------------|---------|------|-----|
| 1. Odell Beckham Jr. | 2014-15 | NYG | 141 |
| 2. JAYLEN WADDLE | 2021-22 | MIA. | 125 |
| 3. Anquan Boldin | 2003-04 | Ari. | 121 |

- His 104 receptions in 2021 are the 5th-most in a season in Dolphins history:

DOLPHINS SINGLE-SEASON RECEPTIONS LEADERS

| PLAYER | YEAR | REC | YDS | TDs |
|------------------|------|-----|-------|-----|
| 1. Tyreek Hill | 2023 | 119 | 1,799 | 13 |
| Tyreek Hill | 2022 | 119 | 1,710 | 7 |
| 3. Jarvis Landry | 2017 | 112 | 987 | 9 |
| 4. Jarvis Landry | 2015 | 110 | 1,157 | 4 |
| 5. JAYLEN WADDLE | 2021 | 104 | 1,015 | 6 |

- His 1,015 receiving yards in 2021 set a Dolphins rookie record.



DOLPHINS ALL-TIME ROOKIE RECEIVING YARDS LEADERS

| PLAYER | YEAR | REC | YDS | TDS |
|-------------------|------|-----|-------|-----|
| 1. JAYLEN WADDLE | 2021 | 104 | 1,015 | 6 |
| 2. Chris Chambers | 2001 | 48 | 883 | 7 |
| 3. Terry Kirby | 1993 | 75 | 874 | 3 |
| 4. Jack Clancy | 1967 | 67 | 868 | 2 |
| 5. Jarvis Landry | 2014 | 84 | 758 | 5 |

2025 (MIAMI):

- Started 5 games.
- 23 receptions for 295 yards (12.8 avg.) and 3 TDs.

VS. NEW ENGLAND (9/14): 5 receptions for 68 yards (13.6 avg.) and 1 TD.

- Caught an 18-yard TD pass from QB Tua Tagovailoa with 11:19 remaining in the 2nd quarter.

AT BUFFALO (9/18): 5 receptions for 39 yards (7.8 avg.) and 1 TD; 1 miscellaneous tackle.

- Caught a 3-yard TD pass from QB Tua Tagovailoa to make it a tie game, 14-14, going into halftime.

VS. N.Y. JETS (9/29): 3 receptions for 48 yards (16.0 avg.).

AT CAROLINA (10/5): 6 receptions for 110 yards (18.3 avg.) and 1 TD.

- Caught a 46-yard TD pass from QB Tua Tagovailoa to give Miami the lead, 24-20, with 4:42 remaining in the game.

2024 (MIAMI):

- Started 15 games.
- Inactive for 2 games.
- 58 receptions for 744 yards (12.8 avg.) and 2 TDs.
- 4 carries for 12 yards (3.0 avg.).
- 2 miscellaneous tackles.

VS. JACKSONVILLE (9/8): 5 receptions for 109 yards (21.8 avg.); 1 carry for 3 yards.

AT BUFFALO (11/3): 2 receptions for -4 yards (-2.0 avg.) and 1 TD.

- Caught a 7-yard TD pass from QB Tua Tagovailoa to tie the game, 27-27, with 1:38 remaining in the 4th quarter.

VS. NEW ENGLAND (11/24): 8 receptions for 144 yards (18.0 avg.) and 1 TD.

- Caught a 23-yard TD pass from QB Tua Tagovailoa to extend Miami's lead to 31-0 with 1:37 remaining in the 3rd quarter.

VS. N.Y. JETS (12/8): 9 receptions for 99 yards (11.0 avg.).

HONORS:

- No. 63 on the NFL Network Top 100 list.

2023 (MIAMI):

- Started 14 games.
- Inactive for 3 games.
- 72 receptions for 1,014 yards (14.1 avg.) and 4 TDs.
- 3 carries for 12 yards (4.0 avg.).
- 3 miscellaneous tackles.

VS. NEW ENGLAND (10/29): 7 receptions for 121 yards (17.3 avg.) and 1 TD.

- Caught a 31-yard TD pass from QB Tua Tagovailoa to extend Miami's lead to 31-17 with 2:43 left in the game.

AT N.Y. JETS (11/24): 8 receptions for 114 yards (14.3 avg.).

VS. N.Y. JETS (12/17): 8 receptions for 142 yards (17.8 avg.) and 1 TD.

- Caught a 60-yard TD pass from QB Tua Tagovailoa with 7:42 remaining in the 2nd quarter to extend Miami's lead to 17-0.

VS. DALLAS (12/24): 1 reception for 50 yards (50.0 avg.); 1 carry for 2 yards (2.0 avg.).

- Became the 1st player in team history to post 3 consecutive 1,000-yard receiving seasons.

POSTSEASON:

AFC WILD CARD AT KANSAS CITY (1/13): 2 receptions for 31 yards (15.5 avg.); 1 carry for 9 yards (9.0 avg.).

HONORS:

- No. 44 on the NFL Network Top 100 list.

2022 (MIAMI):

- Started all 17 games.
- 75 receptions for 1,356 yards (18.1 avg.) and 8 TDs.
- 3 carries for 26 yards (8.7 avg.).
- 1 miscellaneous tackle.

VS. NEW ENGLAND (9/11): 4 receptions for 69 yards (17.3 avg.) and 1 TD; 1 carry for 8 yards.

- Caught a 42-yard TD pass from QB Tua Tagovailoa with 18 seconds remaining in the 1st half on a 4th-and-7 snap.

AT BALTIMORE (9/18): 11 receptions for 171 yards (15.5 avg.) and 2 TDs.

- Caught a 7-yard TD pass from QB Tua Tagovailoa with 14 seconds remaining to cap a 21-point come-from-behind victory.
- Had a 59-yard reception from Tagovailoa in the 2nd quarter.
- Also grabbed a 6-yard TD pass from Tagovailoa in the 2nd quarter.
- It was his 4th career double-digit reception game in just his 18th career NFL contest.
- Joined WR Tyreek Hill as the only NFL teammates during the Super Bowl era to total at least 170 receiving yards and 2 receiving TDs in the same game.

VS. BUFFALO (9/25): 4 receptions for 102 yards (25.5 avg.); 1 carry for 9 yards.

- Caught passes of 32 and 45 yards on the same possession that proved to be the game-winning TD drive in the 4th quarter.
- Became the 1st Dolphins player to record back-to-back 100-yard receiving games since WR DeVante Parker did so on Dec. 22, 2019 vs. Cincinnati (111) and Dec. 29, 2019 at New England (137).

AT DETROIT (10/30): 8 receptions for 106 yards (13.3 avg.) and 2 TDs.

- Caught TD passes of 5 and 29 yards from QB Tua Tagovailoa in the 1st half.
- Marked his 3rd consecutive game with at least 85 receiving yards.
- It was the 3rd multi-TD game of his career.

VS. GREEN BAY (12/25): 5 receptions for 143 yards (28.6) and 1 TD.

- Caught an 84-yard TD pass from QB Tua Tagovailoa in the 1st quarter.
- Posted his 6th 100-yard receiving game of the season.

POSTSEASON:



AFC WILD CARD AT BUFFALO (1/15): 3 receptions for 44 yards (14.7 avg.); 1 carry for 8 yards.

HONORS:

- No. 63 on the NFL Network Top 100 list.

2021 (MIAMI):

- Started 16 games.
- Missed 1 game on the Reserve/COVID-19 list.
- 104 receptions for 1,015 yards (9.8 avg.) and 6 TDs.
- 2 carries for 3 yards (1.5 avg.) and 1 TD.
- 9 kickoff returns for 158 yards (17.6 avg.).
- 5 punt returns for 35 yards (7.0 avg.).
- 4 miscellaneous tackles.

AT NEW ENGLAND (9/12): 4 receptions for 61 yards (15.3 avg.) and 1 TD.

- Caught a 3-yard TD pass from QB Tua Tagovailoa in the 3rd quarter to give Miami a 17-10 lead.
- It was his 1st career TD.
- Made his NFL debut.

AT LAS VEGAS (9/26): 12 receptions for 58 yards (4.8 avg.).

- His 12 receptions set a Dolphins rookie record.

AT JACKSONVILLE IN LONDON (10/17): 10 receptions for 70 yards (7.0 avg.) and 2 TDs.

- Caught a 6-yard TD pass from QB Tua Tagovailoa in the 1st quarter.
- Caught a 2-yard TD pass from QB Tua Tagovailoa in the 4th quarter.
- Became the 1st rookie in Dolphins history to have multiple 10+ reception games.
- Became the 5th rookie in Dolphins history to catch multiple TDs in a game.

VS. CAROLINA (11/28): 9 receptions for 137 yards (15.2 avg.) and 1 TD; 1 punt return for 7 yards.

- Caught a 9-yard TD pass from QB Tua Tagovailoa in the 2nd quarter to give Miami a 14-7 lead.
- It was his 1st career 100-yard receiving game.

VS. N.Y. GIANTS (12/5): 9 receptions for 90 yards (10.0 avg.); 2 kickoff returns for 32 yards (16.0 avg.); 1 punt return for 7 yards.

- Broke the team record for receptions in a season by a rookie (86).

AT NEW ORLEANS (12/27): 10 receptions for 92 yards (9.2 avg.) and 1 TD.

- Caught a 1-yard TD pass from QB Tua Tagovailoa in the 3rd quarter to extend Miami's lead to 17-3.
- Became the 2nd rookie in NFL history to have 3+ games with 10+ receptions (Odell Beckham Jr.).
- His 10 receptions matched HOF WR Jerry Rice's record for most receptions by an NFL rookie on Monday Night Football.

VS. NEW ENGLAND (1/9): 5 receptions for 27 yards (5.4 avg.) and 1 TD.

- Caught a 7-yard TD pass from QB Tua Tagovailoa in the 1st quarter to give Miami a 7-0 lead.
- Broke the NFL record for receptions in a season by a rookie (104).

HONORS:

- Dan Marino Most Valuable Player Award.
- Became the 1st Dolphins rookie to win the team MVP

- award since Zach Thomas in 1996.
- PFWA All-Rookie Team.

BEFORE THE NFL

COLLEGE (ALABAMA):

- 3-year letterman (2018-20).

CAREER: Played in 34 games with 9 starts; 106 receptions for 1,999 yards (18.9 avg.) and 17 TDs; 4 carries for 17 yards (4.3 avg.); 9 kickoff returns for 214 yards (23.8 avg.) and 1 TD; 38 punt returns for 733 yards (19.3 avg.) and 2 TDs.

- 2nd-team All-SEC return specialist.
- His 18.9 yards per catch ranked 2nd in school history (min. 100 rec.).
- His 733 career punt return yards ranked 6th in school history.

JUNIOR (2020): Played in 6 games with 3 starts; 28 receptions for 591 yards (21.1 avg.) and 4 TDs; 3 carries for 12 yards (4.0 avg.); 4 kickoff returns for 39 yards (9.8 avg.); 2 punt returns for 13 yards (6.5 avg.).

SOPHOMORE (2019): Played in all 13 games with 3 starts; 33 receptions for 560 yards (17.0 avg.) and 6 TDs; 1 carry for 5 yards; 5 kickoff returns for 175 yards (35.0 avg.) and 1 TD; 20 punt returns for 487 yards (24.4 avg.) and 1 TD.

- 1st-team All-American.
- 1st-team All-SEC as a return specialist.
- SEC Special Teams Player of the Year.
- His 24.4 punt return average ranked 1st in the nation.

TRUE FRESHMAN (2018): Played in all 15 games with 3 starts; 45 receptions for 848 yards (18.8 avg.) and 7 TDs; 16 punt returns for 233 yards (14.6 avg.) and 1 TD.

- Freshman All-American.
- SEC Freshman of the Year.
- SEC All-Freshman Team.

HIGH SCHOOL (EPISCOPAL HS - BELLAIRE, TEXAS)

- Also ran track and played basketball.

SENIOR (2017):

- 1st-team All-American.

OFF THE FIELD

COMMUNITY:

2024:

- Along with teammates Terron Armstead and Calais Campbell, co-hosted and funded a holiday shopping event for local youth from Big Brothers Big Sisters, S.E.E.K Foundation and other South Florida nonprofit community partners.

2022:

- Partnered with the Boys & Girls Club of Broward County to adopt a family for the holidays.

2021:

- Along with fellow Dolphins rookies, teamed up with Neighbors4Neighbors to provide South Florida families with holiday gifts.
- As part of Operation Hope, teamed up with Truist to provide a holiday shopping spree for a South Florida family.

PERSONAL:

- **MAJOR:** Criminal justice.



JAYLEN WADDLE'S NFL REGULAR SEASON RUSHING/RECEIVING STATISTICS

| DATE | TEAM | GP | GS | RECEIVING | | | | | TD | RUSHING | | | | |
|------------|-------|----|----|-----------|-------|------|-----|----|----|---------|------|------|----|----|
| | | | | NO. | YDS. | AVG. | LG | | | NO. | YDS. | AVG. | LG | TD |
| 2021 | Miami | 16 | 16 | 104 | 1,015 | 9.8 | 57 | 6 | 2 | 3 | 1.5 | 2 | 1 | |
| 2022 | Miami | 17 | 17 | 75 | 1,356 | 18.1 | 84t | 8 | 3 | 26 | 8.7 | 9 | 0 | |
| 2023 | Miami | 14 | 14 | 72 | 1,014 | 14.1 | 60t | 4 | 3 | 12 | 4.0 | 12 | 0 | |
| 2024 | Miami | 15 | 15 | 58 | 744 | 12.8 | 63 | 2 | 4 | 12 | 3.0 | 6 | 0 | |
| 2025 | Miami | 5 | 5 | 23 | 295 | 12.8 | 46t | 3 | 0 | 0 | 0.0 | 0 | 0 | |
| NFL TOTALS | | 67 | 67 | 332 | 4,424 | 13.3 | 84t | 23 | 12 | 53 | 4.4 | 12 | 1 | |

JAYLEN WADDLE'S NFL POSTSEASON RUSHING/RECEIVING STATISTICS

| DATE | TEAM | GP | GS | RECEIVING | | | | | TD | RUSHING | | | | |
|------------|-------|----|----|-----------|------|------|----|---|----|---------|------|------|----|----|
| | | | | NO. | YDS. | AVG. | LG | | | NO. | YDS. | AVG. | LG | TD |
| 2022 | Miami | 1 | 1 | 3 | 44 | 14.7 | 25 | 0 | 1 | 8 | 8.0 | 8 | 0 | |
| 2023 | Miami | 1 | 1 | 2 | 31 | 15.5 | 17 | 0 | 1 | 9 | 9.0 | 9 | 0 | |
| NFL TOTALS | | 2 | 2 | 5 | 75 | 15.0 | 25 | 0 | 2 | 17 | 8.5 | 9 | 0 | |

SINGLE-GAME HIGHS: RUSHING/RECEIVING

Rush Attempts

1 vs. Dallas, Dec 24, 2023

...7 more at 1.

Rushing Yards

12 at Kansas City, Nov 05, 2023

Longest Runs

12 at Kansas City, Nov 05, 2023

Rushing TDs

1 at N.Y. Jets, Nov 21, 2021

Receptions

12 at Las Vegas, Sep 26, 2021

Receiving Yards

171 at Baltimore, Sep 18, 2022

Receiving Average

38.0 at Buffalo, Dec 17, 2022

Longest Receptions

84t vs. Green Bay, Dec 25, 2022

Receiving TDs

2 at Detroit, Oct 30, 2022

...2 more at 2.

All-Purpose Yards

171 at Baltimore, Sep 18, 2022

Kickoff Returns

2 vs. N.Y. Giants, Dec 05, 2021

...3 more at 2.

Kickoff Return Yards

47 vs. Houston, Nov 07, 2021

Longest Kickoff Return

25 vs. Houston, Nov 07, 2021

Fair Catches

2 at Jacksonville, Oct 17, 2021

Punt Return Yards

15 at Tennessee, Jan 02, 2022

Longest Punt Return

15 at Tennessee, Jan 02, 2022

Punt Returns

1 at Tennessee, Jan 02, 2022

...4 more at 1.

Most TDs

2 at Detroit, Oct 30, 2022

...2 more at 2.

Miscellaneous Tackles

1 vs. Las Vegas, Nov 19, 2023

...7 more at 1.

Scrimmage Yards

171 at Baltimore, Sep 18, 2022

100-YARD RECEIVING GAMES (13): REGULAR SEASON

| DATE | TEAM | NO. | YDS. | AVG. | LG | TD |
|----------|--------------|-----|------|------|-----|----|
| 11/28/21 | CAROLINA | 9 | 137 | 15.2 | 57 | 1 |
| 09/18/22 | at Baltimore | 11 | 171 | 15.5 | 59 | 2 |
| 09/25/22 | BUFFALO | 4 | 102 | 25.5 | 45 | 0 |
| 10/16/22 | MINNESOTA | 6 | 129 | 21.5 | 49 | 0 |
| 10/30/22 | at Detroit | 8 | 106 | 13.3 | 29t | 2 |
| 12/17/22 | at Buffalo | 3 | 114 | 38.0 | 67t | 1 |
| 12/25/22 | GREEN BAY | 5 | 143 | 28.6 | 84t | 1 |
| 10/29/23 | NEW ENGLAND | 7 | 121 | 17.3 | 31t | 1 |
| 11/24/23 | at N.Y. Jets | 8 | 114 | 14.3 | 32 | 0 |
| 12/17/23 | N.Y. JETS | 8 | 142 | 17.8 | 60t | 1 |
| 09/08/24 | JACKSONVILLE | 5 | 109 | 21.8 | 63 | 0 |
| 11/24/24 | NEW ENGLAND | 8 | 144 | 18.0 | 29 | 1 |
| 10/05/25 | at Carolina | 6 | 110 | 18.3 | 46t | 1 |

2021 GXG REGULAR-SEASON (MIAMI)

| DATE | OPPONENT | P/S | RECEIVING | | | | | RUSHING | | | | | W/L | SCORE |
|-------------|-----------------|-------|-----------|-------|------|----|----|---------|------|------|----|----|-----|--------|
| | | | NO. | YDS. | AVG. | LG | TD | NO. | YDS. | AVG. | LG | TD | | |
| 09/12 | at New England | S | 4 | 61 | 15.3 | 36 | 1 | 0 | 0 | 0.0 | 0 | 0 | W | 17-16 |
| 09/19 | Buffalo | S | 6 | 48 | 8.0 | 14 | 0 | 0 | 0 | 0.0 | 0 | 0 | L | 0-35 |
| 09/26 | at Las Vegas | S | 12 | 58 | 4.8 | 9 | 0 | 0 | 0 | 0.0 | 0 | 0 | L | 28-31+ |
| 10/03 | Indianapolis | S | 3 | 33 | 11.0 | 18 | 0 | 0 | 0 | 0.0 | 0 | 0 | L | 17-27 |
| 10/10 | at Tampa Bay | S | 2 | 31 | 15.5 | 21 | 0 | 1 | 2 | 2.0 | 2 | 0 | L | 17-45 |
| 10/17 | at Jacksonville | S | 10 | 70 | 7.0 | 14 | 2 | 0 | 0 | 0.0 | 0 | 0 | L | 20-23 |
| 10/24 | Atlanta | S | 7 | 83 | 11.9 | 19 | 0 | 0 | 0 | 0.0 | 0 | 0 | L | 28-30 |
| 10/31 | at Buffalo | S | 4 | 29 | 7.3 | 12 | 0 | 0 | 0 | 0.0 | 0 | 0 | L | 11-26 |
| 11/07 | Houston | S | 8 | 83 | 10.4 | 17 | 0 | 0 | 0 | 0.0 | 0 | 0 | W | 17-9 |
| 11/11 | Baltimore | S | 4 | 61 | 15.3 | 35 | 0 | 0 | 0 | 0.0 | 0 | 0 | W | 22-10 |
| 11/21 | at N.Y. Jets | S | 8 | 65 | 8.1 | 15 | 0 | 1 | 1 | 1.0 | 1t | 1 | W | 24-17 |
| 11/28 | Carolina | S | 9 | 137 | 15.2 | 57 | 1 | 0 | 0 | 0.0 | 0 | 0 | W | 33-10 |
| 12/05 | N.Y. Giants | S | 9 | 90 | 10.0 | 25 | 0 | 0 | 0 | 0.0 | 0 | 0 | W | 20-9 |
| 12/19 | N.Y. Jets | | | | | | | | | | | | W | 31-24 |
| 12/27 | at New Orleans | S | 10 | 92 | 9.2 | 24 | 1 | 0 | 0 | 0.0 | 0 | 0 | W | 20-3 |
| 01/02 | at Tennessee | S | 3 | 47 | 15.7 | 45 | 0 | 0 | 0 | 0.0 | 0 | 0 | L | 3-34 |
| 01/09 | New England | S | 5 | 27 | 5.4 | 9 | 1 | 0 | 0 | 0.0 | 0 | 0 | W | 33-24 |
| 2021 TOTALS | | 16-16 | 104 | 1,015 | 9.8 | 57 | 6 | 2 | 3 | 1.5 | 2 | 1 | 9-8 | |

+ - Overtime

2022 GXG REGULAR-SEASON (MIAMI)



| DATE | OPPONENT | P/S | RECEIVING | | | | | RUSHING | | | | | W/L | SCORE |
|-------------|------------------|-----|-----------|------|-------|------|-----|---------|------|------|-----|----|-----|-------|
| | | | NO. | YDS. | AVG. | LG | TD | NO. | YDS. | AVG. | LG | TD | | |
| 09/11 | New England | S | 4 | 69 | 17.3 | 42t | 1 | 1 | 8 | 8.0 | 8 | 0 | W | 20-7 |
| 09/18 | at Baltimore | S | 11 | 171 | 15.5 | 59 | 2 | 0 | 0 | 0.0 | 0 | 0 | W | 42-38 |
| 09/25 | Buffalo | S | 4 | 102 | 25.5 | 45 | 0 | 1 | 9 | 9.0 | 9 | 0 | W | 21-19 |
| 09/29 | at Cincinnati | S | 2 | 39 | 19.5 | 20 | 0 | 0 | 0 | 0.0 | 0 | 0 | L | 15-27 |
| 10/09 | at N.Y. Jets | S | 3 | 23 | 7.7 | 11 | 0 | 0 | 0 | 0.0 | 0 | 0 | L | 17-40 |
| 10/16 | Minnesota | S | 6 | 129 | 21.5 | 49 | 0 | 0 | 0 | 0.0 | 0 | 0 | L | 16-24 |
| 10/23 | Pittsburgh | S | 4 | 88 | 22.0 | 25 | 0 | 0 | 0 | 0.0 | 0 | 0 | W | 16-10 |
| 10/30 | at Detroit | S | 8 | 106 | 13.3 | 29t | 2 | 0 | 0 | 0.0 | 0 | 0 | W | 31-27 |
| 11/06 | at Chicago | S | 5 | 85 | 17.0 | 26 | 1 | 0 | 0 | 0.0 | 0 | 0 | W | 35-32 |
| 11/13 | Cleveland | S | 4 | 66 | 16.5 | 29 | 0 | 0 | 0 | 0.0 | 0 | 0 | W | 39-17 |
| 11/27 | Houston | S | 5 | 85 | 17.0 | 34 | 0 | 0 | 0 | 0.0 | 0 | 0 | W | 30-15 |
| 12/04 | at San Francisco | S | 1 | 9 | 9.0 | 9 | 0 | 0 | 0 | 0.0 | 0 | 0 | L | 17-33 |
| 12/11 | at L.A. Chargers | S | 2 | 31 | 15.5 | 19 | 0 | 0 | 0 | 0.0 | 0 | 0 | L | 17-23 |
| 12/17 | at Buffalo | S | 3 | 114 | 38.0 | 67t | 1 | 0 | 0 | 0.0 | 0 | 0 | L | 29-32 |
| 12/25 | Green Bay | S | 5 | 143 | 28.6 | 84t | 1 | 0 | 0 | 0.0 | 0 | 0 | L | 20-26 |
| 01/01 | at New England | S | 3 | 52 | 17.3 | 23 | 0 | 0 | 0 | 0.0 | 0 | 0 | L | 21-23 |
| 01/08 | N.Y. Jets | S | 5 | 44 | 8.8 | 15 | 0 | 1 | 9 | 9.0 | 9 | 0 | W | 11-6 |
| 2022 TOTALS | | | 17-17 | 75 | 1,356 | 18.1 | 84t | 8 | 3 | 26 | 8.7 | 9 | 0 | 9-8 |

2023 GXG REGULAR-SEASON (MIAMI)

| DATE | OPPONENT | P/S | RECEIVING | | | | | RUSHING | | | | | W/L | SCORE |
|-------------|------------------|-----|-----------|------|-------|------|-----|------------------|------|------|-----|----|-----|-------|
| | | | NO. | YDS. | AVG. | LG | TD | NO. | YDS. | AVG. | LG | TD | | |
| 09/10 | at L.A. Chargers | S | 4 | 78 | 19.5 | 35 | 0 | 0 | 0 | 0.0 | 0 | 0 | W | 36-34 |
| 09/17 | at New England | S | 4 | 86 | 21.5 | 32 | 0 | 1 | -2 | -2.0 | -2 | 0 | W | 24-17 |
| 09/24 | Denver | | | | | | | ON INACTIVE LIST | | | | | W | 70-20 |
| 10/01 | at Buffalo | S | 4 | 46 | 11.5 | 17 | 0 | 0 | 0 | 0.0 | 0 | 0 | L | 20-48 |
| 10/08 | N.Y. Giants | S | 5 | 35 | 7.0 | 20 | 1 | 0 | 0 | 0.0 | 0 | 0 | W | 31-16 |
| 10/15 | Carolina | S | 7 | 51 | 7.3 | 17 | 1 | 0 | 0 | 0.0 | 0 | 0 | W | 42-21 |
| 10/22 | at Philadelphia | S | 6 | 63 | 10.5 | 16 | 0 | 0 | 0 | 0.0 | 0 | 0 | L | 17-31 |
| 10/29 | New England | S | 7 | 121 | 17.3 | 31t | 1 | 0 | 0 | 0.0 | 0 | 0 | W | 31-17 |
| 11/05 | at Kansas City | S | 3 | 42 | 14.0 | 15 | 0 | 1 | 12 | 12.0 | 12 | 0 | L | 14-21 |
| 11/19 | Las Vegas | S | 4 | 55 | 13.8 | 19 | 0 | 0 | 0 | 0.0 | 0 | 0 | W | 20-13 |
| 11/24 | at N.Y. Jets | S | 8 | 114 | 14.3 | 32 | 0 | 0 | 0 | 0.0 | 0 | 0 | W | 34-13 |
| 12/03 | at Washington | S | 5 | 52 | 10.4 | 16 | 0 | 0 | 0 | 0.0 | 0 | 0 | W | 45-15 |
| 12/11 | Tennessee | S | 6 | 79 | 13.2 | 16 | 0 | 0 | 0 | 0.0 | 0 | 0 | L | 27-28 |
| 12/17 | N.Y. Jets | S | 8 | 142 | 17.8 | 60t | 1 | 0 | 0 | 0.0 | 0 | 0 | W | 30-0 |
| 12/24 | Dallas | S | 1 | 50 | 50.0 | 50 | 0 | 1 | 2 | 2.0 | 2 | 0 | W | 22-20 |
| 12/31 | at Baltimore | | | | | | | ON INACTIVE LIST | | | | | L | 19-56 |
| 01/07 | Buffalo | | | | | | | ON INACTIVE LIST | | | | | L | 14-21 |
| 2023 TOTALS | | | 14-14 | 72 | 1,014 | 14.1 | 60t | 4 | 3 | 12 | 4.0 | 12 | 0 | 11-6 |


2024 GXG REGULAR-SEASON (MIAMI)

| DATE | OPPONENT | P/S | RECEIVING | | | | | RUSHING | | | | | W/L | SCORE |
|-------------|-----------------|-----|-----------|------|------|------|----|----------|------|------|-----|----|-----|--------|
| | | | NO. | YDS. | AVG. | LG | TD | NO. | YDS. | AVG. | LG | TD | | |
| 09/08 | Jacksonville | S | 5 | 109 | 21.8 | 63 | 0 | 1 | 3 | 3.0 | 3 | 0 | W | 20-17 |
| 09/12 | Buffalo | S | 4 | 41 | 10.3 | 21 | 0 | 1 | 4 | 4.0 | 4 | 0 | L | 10-31 |
| 09/22 | at Seattle | S | 4 | 26 | 6.5 | 10 | 0 | 0 | 0 | 0.0 | 0 | 0 | L | 3-24 |
| 09/30 | Tennessee | S | 4 | 36 | 9.0 | 18 | 0 | 0 | 0 | 0.0 | 0 | 0 | L | 12-31 |
| 10/06 | at New England | S | 4 | 46 | 11.5 | 20 | 0 | 0 | 0 | 0.0 | 0 | 0 | W | 15-10 |
| 10/20 | at Indianapolis | S | 1 | 11 | 11.0 | 11 | 0 | 0 | 0 | 0.0 | 0 | 0 | L | 10-16 |
| 10/27 | Arizona | S | 4 | 45 | 11.3 | 20 | 0 | 0 | 0 | 0.0 | 0 | 0 | L | 27-28 |
| 11/03 | at Buffalo | S | 2 | -4 | -2.0 | 12 | 1 | 0 | 0 | 0.0 | 0 | 0 | L | 27-30 |
| 11/11 | at L.A. Rams | S | 3 | 57 | 19.0 | 36 | 0 | 1 | -1 | -1.0 | -1 | 0 | W | 23-15 |
| 11/17 | Las Vegas | S | 2 | 37 | 18.5 | 24 | 0 | 0 | 0 | 0.0 | 0 | 0 | W | 34-19 |
| 11/24 | New England | S | 8 | 144 | 18.0 | 29 | 1 | 0 | 0 | 0.0 | 0 | 0 | W | 34-15 |
| 11/28 | at Green Bay | S | 4 | 53 | 13.3 | 16 | 0 | 0 | 0 | 0.0 | 0 | 0 | L | 17-30 |
| 12/08 | N.Y. Jets | S | 9 | 99 | 11.0 | 20 | 0 | 0 | 0 | 0.0 | 0 | 0 | W | 32-26+ |
| 12/15 | at Houston | S | 0 | 0 | 0.0 | 0 | 0 | 0 | 0 | 0.0 | 0 | 0 | L | 12-20 |
| 12/22 | San Francisco | | | | | | | INACTIVE | | | | | W | 29-17 |
| 12/29 | at Cleveland | | | | | | | INACTIVE | | | | | W | 20-3 |
| 01/05 | at N.Y. Jets | S | 4 | 44 | 11.0 | 23 | 0 | 1 | 6 | 6.0 | 6 | 0 | L | 20-32 |
| 2024 TOTALS | | | 15-15 | 58 | 744 | 12.8 | 63 | 2 | 4 | 12 | 3.0 | 6 | 0 | 8-9 |

+ - Overtime

2025 GXG REGULAR-SEASON (MIAMI)

| DATE | OPPONENT | P/S | RECEIVING | | | | | RUSHING | | | | | W/L | SCORE |
|-------------|-----------------|-----|-----------|------|------|------|-----|---------|------|------|-----|----|-----|-------|
| | | | NO. | YDS. | AVG. | LG | TD | NO. | YDS. | AVG. | LG | TD | | |
| 09/07 | at Indianapolis | S | 4 | 30 | 7.5 | 16 | 0 | 0 | 0 | 0.0 | 0 | 0 | L | 8-33 |
| 09/14 | New England | S | 5 | 68 | 13.6 | 23 | 1 | 0 | 0 | 0.0 | 0 | 0 | L | 27-33 |
| 09/18 | at Buffalo | S | 5 | 39 | 7.8 | 15 | 1 | 0 | 0 | 0.0 | 0 | 0 | L | 21-31 |
| 09/29 | N.Y. Jets | S | 3 | 48 | 16.0 | 25 | 0 | 0 | 0 | 0.0 | 0 | 0 | W | 27-21 |
| 10/05 | at Carolina | S | 6 | 110 | 18.3 | 46t | 1 | 0 | 0 | 0.0 | 0 | 0 | L | 24-27 |
| 2025 TOTALS | | | 5-5 | 23 | 295 | 12.8 | 46t | 3 | 0 | 0 | 0.0 | 0 | 0 | 1-4 |



83 DARREN WALLER

TIGHT END // 6'6" // 238 // GEORGIA TECH '15

ACQUIRED: T, '25 (NYG)

HOMETOWN: ACWORTH, GA. // BORN: 09/13/92

NFL SEASON: NINTH SEASON // DOLPHINS SEASON: FIRST SEASON



NFL CAREER

TRANSACTIONS:

- Traded from the N.Y. Giants to Miami on July 7, 2025.
- Placed on the reserve/retired list on June 9, 2024.
- Traded from Las Vegas to the N.Y. Giants on March 15, 2023.
- Signed by Oakland on Nov. 27, 2018.
- Signed to Baltimore's practice squad on Sept. 2, 2018.
- Waived by Baltimore on Sept. 1, 2018.
- 6th-round pick (204th overall) by Baltimore in the 2015 NFL Draft.

CAREER HONORS:

- 2020 Pro Bowl selection.

CAREER HIGHLIGHTS:

- Played in 88 career games with 63 starts.
- 358 receptions for 4,229 yards (11.8 avg.) and 23 TDs.
- 3 carries for 26 yards (8.7 avg.).
- 10 solo special teams tackles.
- 5 miscellaneous tackles.
- Started 1 postseason game with Las Vegas.
- His 4,051 receiving yards since 2019 are the 5th-most by a tight end:

MOST RECEIVING YARDS BY A TIGHT END (SINCE 2019)

| PLAYER | TEAM | REC | YDS | REC. TDs |
|-------------------------|--------------------|------------|--------------|-----------|
| 1. Travis Kelce | KC | 616 | 7,158 | 47 |
| 2. George Kittle | SF | 411 | 5,513 | 39 |
| 3. Mark Andrews | Bal. | 419 | 5,128 | 50 |
| 4. T.J. Hockenson | Det./Min. | 401 | 4,155 | 24 |
| 5. DARREN WALLER | LV/NYG/MIA. | 340 | 4,051 | 21 |

- His 3,469 receiving yards as a Raiders were the 2nd-most by a tight end in franchise history:

RAIDERS ALL-TIME TIGHT END RECEIVING LEADERS

| PLAYER | YEARS | REC | YDS | TDs |
|-------------------------|----------------|------------|--------------|-----------|
| 1. Todd Christensen | 1979-88 | 461 | 5,872 | 41 |
| 2. DARREN WALLER | 2018-22 | 286 | 3,469 | 17 |
| 3. Dave Casper | 1974-84 | 255 | 3,294 | 35 |
| 4. Raymond Chester | 1970-81 | 216 | 2,891 | 37 |
| 5. Zach Miller | 2007-10 | 226 | 2,712 | 12 |

- His 1,196 receiving yards in 2020 were the 2nd-most in the league by a tight end:

MOST RECEIVING YARDS BY A TIGHT END (2020)

| PLAYER | TEAM | REC | YDS | TDs |
|-------------------------|-----------|------------|--------------|----------|
| 1. Travis Kelce | KC | 105 | 1,416 | 11 |
| 2. DARREN WALLER | LV | 107 | 1,196 | 9 |
| 3. T.J. Hockenson | Det. | 101 | 723 | 6 |
| 4. Mike Gesicki | Mia. | 53 | 703 | 6 |
| 5. Mark Andrews | Bal. | 58 | 701 | 7 |

- His 1,145 receiving yards in 2019 were the 2nd-most in the league by a tight end:

MOST RECEIVING YARDS BY A TIGHT END (2019)

| PLAYER | TEAM | REC | YDS | TDs |
|-------------------------|-------------|-----------|--------------|----------|
| 1. Travis Kelce | KC | 97 | 1,229 | 5 |
| 2. DARREN WALLER | OAK. | 90 | 1,145 | 3 |
| 3. George Kittle | SF | 85 | 1,053 | 5 |
| 4. Zach Ertz | Phi. | 88 | 916 | 6 |
| 5. Mark Andrews | Bal. | 64 | 852 | 10 |

2025 (MIAMI):

- Played in 2 games.
- Inactive for 3 games.
- 8 receptions for 105 yards (13.1 avg.) and 3 TDs.

VS. N.Y. JETS (9/29): 3 receptions for 27 yards (9.0 avg.) and 2 TDs.

- Caught a 4-yard TD pass from QB Tua Tagovailoa on 4th-and-goal to give Miami a 10-0 lead with 9:20 remaining in the first quarter.
- Caught a 9-yard TD pass from QB Tua Tagovailoa to give Miami a 17-3 lead with 11:38 remaining in the 3rd quarter.
- Became the 1st player in franchise history to have multiple receiving TDs in their Dolphins debut.

AT CAROLINA (10/5): 5 receptions for 78 yards (15.6 avg.) and 1 TD.

- Caught a 4-yard TD pass from QB Tua Tagovailoa to give Miami a 17-0 lead with 10:48 remaining in the 2nd quarter.

2024:

- Placed on the Reserve/Retired list on June 9.

2023 (N.Y. GIANTS):

- Played in 12 games with 11 starts.
- Missed 5 games after being placed on injured reserve on Nov. 4 and being activated on Dec. 16.
- 52 receptions for 522 yards (10.6 avg.) and 1 TD.
- 1 miscellaneous tackle.

AT ARIZONA (9/17): 6 receptions for 76 yards (12.7 avg.).

AT MIAMI (10/18): 8 receptions for 86 yards (10.8 avg.).

VS. WASHINGTON (10/22): 7 receptions for 98 yards (10.0 avg.) and 1 TD.

- Caught a 15-yard TD from QB Tyrod Taylor to give the Giants a 7-0 lead with 14:22 remaining in the 2nd quarter.

2022 (LAS VEGAS):

- Played in 9 games with 6 starts.
- Inactive for 2 games.
- Missed 6 games after being placed on injured reserve on Nov. 10 and being activated on Dec. 17.
- 28 receptions for 388 yards (13.9 avg.) and 3 TDs.

VS. ARIZONA (9/18): 6 receptions for 50 yards (8.3 avg.) and 1 TD.

- Caught a 3-yard TD pass from QB Derek Carr to extend



Las Vegas' lead to 17-0 in the 2nd quarter.

VS. NEW ENGLAND (12/18): 3 receptions for 48 yards (16.0 avg.) and 1 TD.

- Caught a 25-yard TD pass from QB Derek Carr to give the Raiders a 10-3 lead in the 2nd quarter.

VS. SAN FRANCISCO (1/1): 3 receptions for 72 yards (24.0 avg.) and 1 TD.

- Caught a 24-yard TD pass from QB Derek Carr on the Raiders opening drive.

2021 (LAS VEGAS):

- Started in 11 games.
- Inactive for 5 games.
- Missed 1 game on the Reserve/COVID-19 list.
- 55 receptions for 665 yards (12.1 avg.) and 2 TDs.
- 1 miscellaneous tackle.

VS. BALTIMORE (9/13): 10 receptions for 105 yards (10.5 avg.) and 1 TD.

- Caught a 10-yard TD pass from QB Derek Carr to tie the game, 24-24, with 3:50 remaining in the 4th quarter.

AT L.A. CHARGERS (10/4): 4 receptions for 50 yards (12.5 avg.) and 1 TD.

- Caught a 3-yard TD pass from Derek Carr with 1:51 remaining in the 3rd quarter.

VS. CINCINNATI (11/21): 7 receptions for 116 yards (16.6 avg.).

POSTSEASON:

AFC WILD CARD AT CINCINNATI (1/15): 7 receptions for 76 yards (10.9 avg.).

2020 (LAS VEGAS):

- Played in 16 games with 15 starts.
- 107 receptions for 1,196 yards (11.2 avg.) and 9 TDs.
- 2 miscellaneous tackles.
- Broke the record for the most receptions in a single season (107) in franchise history (WR Tim Brown, 104 in 1997).
- Became the 6th tight end in league history to surpass 100 receptions in a single season.

VS. NEW ORLEANS (9/21): 12 receptions for 105 yards (8.8 avg.) and 1 TD.

- Caught a 1-yard TD pass from QB Derek Carr in the 3rd quarter to extend the Raiders' lead to 24-17.

AT N.Y. JETS (12/6): 13 receptions for 200 yards (15.4 avg.) and 2 TDs.

- Caught a 9-yard TD pass from QB Derek Carr in the 1st quarter.
- Caught a 38-yard TD pass from QB Derek Carr to give Las Vegas a 17-16 lead going into halftime.

VS. L.A. CHARGERS (12/17): 9 receptions for 150 yards (16.7 avg.) and 1 TD.

- Caught a 35-yard TD pass from QB Derek Carr to give the Raiders a 10-7 lead in the 2nd quarter.

AT DENVER (1/3): 9 receptions for 117 yards (13.0 avg.) and 1 TD.

- Caught a 28-yard TD from QB Derek Carr with 11:21 remaining in the 2nd quarter.

HONORS:

- Selected to the Pro Bowl for the 1st time in his career.

2019 (OAKLAND):

- Started in all 16 games.
- 90 receptions for 1,145 yards (12.7 avg.) and 3 TDs.
- 2 carries for 5 yards (2.5 avg.).
- 1 miscellaneous tackle.
- Became the 2nd tight end in franchise history with 1,000 receiving yards in a single season.
- His 5 games of 100-plus receiving yards broke the single-season franchise record by a tight end.

AT MINNESOTA (9/22): 13 reception for 134 yards (10.3 avg.).

AT GREEN BAY (10/20): 7 receptions for 126 yards (18.0 avg.) and 2 TDs.

- Caught a 7-yard and 17-yard TD passes from QB Derek Carr in the 3rd quarter.
- Caught a 17-yard TD pass from QB Derek Carr in the 4th quarter.

VS. JACKSONVILLE (12/15): 8 receptions for 122 yards (15.3 avg.).

AT DENVER (12/29): 6 receptions for 107 yards (17.8 avg.).

2018 (BALTIMORE/OAKLAND):

- Played in 4 games with Oakland.
- Inactive for 1 game with Oakland.
- 6 receptions for 75 yards (12.5 avg.) with Oakland.
- 1 carry for 21 yards with Oakland.
- 1 solo special teams tackle with Oakland.
- Spent 11 games on Baltimore's practice squad.

VS. PITTSBURGH (12/9): Played but did not record any stats.

- Made his Raiders debut.

AT CINCINNATI (12/16): 1 reception for 44 yards.

AT KANSAS CITY (12/30): 3 receptions for 23 yards (7.7 avg.).

2017 (BALTIMORE):

- Missed the entire season on the Reserve/Suspended list.

2016 (BALTIMORE):

- Played in 12 games with 3 starts.
- Missed 4 games on the Reserve/Suspended list.
- 10 receptions for 85 yards (8.5 avg.) and 2 TDs.
- 6 solo special teams tackles.

VS. PITTSBURGH (11/6): 2 receptions for 17 yards (8.5 avg.).

VS. CLEVELAND (11/10): 2 receptions for 14 yards (7.0 avg.) and 1 TD.

- Caught a 4-yard TD pass from QB Joe Flacco with 9:41 remaining in the 3rd quarter.
- It was his 1st career TD.

AT NEW ENGLAND (12/13): 1 reception for 3 yards and 1 TD.

- Caught a 3-yard TD pass from QB Joe Flacco with 6:54 remaining in the 3rd quarter.



2015 (BALTIMORE):

- Played in 6 games with 1 start.
- Missed the rest of the season after being placed on injured reserve on Oct. 28.
- 2 receptions for 18 yards (9.0 avg.).
- 3 solo special teams tackles.

AT DENVER (9/13): Played but did not record any stats.

- Made his NFL debut.

AT PITTSBURGH (10/1): 1 reception for 17 yards.

VS. CLEVELAND (10/11): 1 reception for 1 yard.

- Made his 1st career start.

BEFORE THE NFL

COLLEGE (GEORGIA TECH):

- 4-year letterman (2011-14) and 3-year starter.

CAREER: Played in 50 games with 22 starts; 51 receptions for 971 yards (19.0 avg.) and 9 TDs.

SENIOR (2014): Played in 12 games with 8 starts; 26 receptions for 442 yards (17.0 avg.) and 6 TDs.

JUNIOR (2013): Played in 12 games with 4 starts; 17 receptions for 367 yards (21.6 avg.) and 3 TDs.

SOPHOMORE (2012): Played in all 14 games with 10 starts; 8 receptions for 162 yards (20.2 avg.).

TRUE FRESHMAN (2011): Played in 12 games; 1 special teams forced fumble.

HIGH SCHOOL (NORTH COBB HS - KENNESAW, GA.)

- Played wide receiver and defensive back during his 3-year varsity career and was a 2-time team captain.
- Also played basketball.

OFF THE FIELD

COMMUNITY:

- Established "The Darren Waller Foundation" which is focused on providing a safe, accepting and encouraging environment for students to help avoid and overcome substance abuse and misuse, while also supporting youth and their families during their recovery and treatment journey.

DARREN WALLER'S NFL REGULAR SEASON RUSHING/RECEIVING STATISTICS

| DATE | TEAM | GP | GS | NO. | RECEIVING | | | LG | TD | NO. | RUSHING | | | LG | TD |
|-------------------|-------------|-----------|-----------|------------|--------------|-------------|-----------|-----------|----------|-----------|------------|-----------|----------|----------|----------|
| | | | | | YDS. | AVG. | | | | | YDS. | AVG. | | | |
| 2015 | Baltimore | 6 | 1 | 2 | 18 | 9.0 | 17 | 0 | 0 | 0 | 0 | 0.0 | 0 | 0 | 0 |
| 2016 | Baltimore | 12 | 3 | 10 | 85 | 8.5 | 15 | 2 | 0 | 0 | 0 | 0.0 | 0 | 0 | 0 |
| 2018 | Baltimore | 0 | 0 | 0 | 0 | 0.0 | 0 | 0 | 0 | 0 | 0 | 0.0 | 0 | 0 | 0 |
| 2018 | Oakland | 4 | 0 | 6 | 75 | 12.5 | 44 | 0 | 1 | 21 | 21.0 | 21 | 0 | 0 | 0 |
| 2018 | TOTAL | 4 | 0 | 6 | 75 | 12.5 | 44 | 0 | 1 | 21 | 21.0 | 21 | 0 | 0 | 0 |
| 2019 | Oakland | 16 | 16 | 90 | 1,145 | 12.7 | 75 | 3 | 2 | 5 | 2.5 | 7 | 0 | 0 | 0 |
| 2020 | Las Vegas | 16 | 15 | 107 | 1,196 | 11.2 | 38t | 9 | 0 | 0 | 0.0 | 0 | 0 | 0 | 0 |
| 2021 | Las Vegas | 11 | 11 | 55 | 665 | 12.1 | 33 | 2 | 0 | 0 | 0.0 | 0 | 0 | 0 | 0 |
| 2022 | Las Vegas | 9 | 6 | 28 | 388 | 13.9 | 34 | 3 | 0 | 0 | 0.0 | 0 | 0 | 0 | 0 |
| 2023 | N.Y. Giants | 12 | 11 | 52 | 552 | 10.6 | 29 | 1 | 0 | 0 | 0.0 | 0 | 0 | 0 | 0 |
| 2025 | Miami | 2 | 0 | 8 | 105 | 13.1 | 34 | 3 | 0 | 0 | 0.0 | 0 | 0 | 0 | 0 |
| NFL TOTALS | | 88 | 63 | 358 | 4,229 | 11.8 | 75 | 23 | 3 | 26 | 8.7 | 21 | 0 | 0 | 0 |

DARREN WALLER'S NFL POSTSEASON RUSHING/RECEIVING STATISTICS

| DATE | TEAM | GP | GS | NO. | RECEIVING | | | LG | TD | NO. | RUSHING | | | LG | TD |
|-------------------|-----------|----------|----------|----------|-----------|-------------|-----------|----------|----------|----------|------------|----------|----------|----------|----------|
| | | | | | YDS. | AVG. | | | | | YDS. | AVG. | | | |
| 2021 | Las Vegas | 1 | 1 | 7 | 76 | 10.9 | 23 | 0 | 0 | 0 | 0 | 0.0 | 0 | 0 | 0 |
| NFL TOTALS | | 1 | 1 | 7 | 76 | 10.9 | 23 | 0 | 0 | 0 | 0.0 | 0 | 0 | 0 | 0 |

SINGLE-GAME HIGHS: RUSHING/RECEIVING

Rush Attempts

1 vs. Cincinnati, Nov 17, 2019
...2 more at 1.

Rushing Yards

21 at Cincinnati, Dec 16, 2018

Longest Runs

21 at Cincinnati, Dec 16, 2018

Receptions

13 at N.Y. Jets, Dec 06, 2020

...1 more at 13.

Receiving Yards

200 at N.Y. Jets, Dec 06, 2020

Receiving Average

24.0 vs. San Francisco, Jan 01, 2023

Longest Receptions

75 at Denver, Dec 29, 2019

Receiving TDs

2 vs. N.Y. Jets, Sep 29, 2025

All-Purpose Yards

...2 more at 2.

Special Teams Tackles

200 at N.Y. Jets, Dec 06, 2020

Most TDs

2 vs. Cincinnati, Sep 27, 2015

2 vs. N.Y. Jets, Sep 29, 2025

...2 more at 2.

Miscellaneous Tackles

1 vs. Dallas, Sep 10, 2023

Scrimmage Yards

...4 more at 1.

200 at N.Y. Jets, Dec 06, 2020



100-YARD RECEIVING GAMES (12): REGULAR SEASON

| DATE | TEAM | NO. | YDS. | AVG. | LG | TD |
|----------|----------------|-----|------|------|-----|----|
| 09/22/19 | at Minnesota | 13 | 134 | 10.3 | 30 | 0 |
| 10/20/19 | at Green Bay | 7 | 126 | 18.0 | 48 | 2 |
| 12/01/19 | at Kansas City | 7 | 100 | 14.3 | 24 | 0 |
| 12/15/19 | JACKSONVILLE | 8 | 122 | 15.3 | 36 | 0 |
| 12/29/19 | at Denver | 6 | 107 | 17.8 | 75 | 0 |
| 09/21/20 | NEW ORLEANS | 12 | 105 | 8.8 | 18 | 1 |
| 12/06/20 | at N.Y. Jets | 13 | 200 | 15.4 | 38t | 2 |
| 12/17/20 | L.A. CHARGERS | 9 | 150 | 16.7 | 35t | 1 |
| 12/26/20 | MIAMI | 5 | 112 | 22.4 | 33 | 0 |
| 01/03/21 | at Denver | 9 | 117 | 13.0 | 28t | 1 |
| 09/13/21 | BALTIMORE | 10 | 105 | 10.5 | 24 | 1 |
| 11/21/21 | CINCINNATI | 7 | 116 | 16.6 | 31 | 0 |

2015 GXG REGULAR-SEASON (BALTIMORE)

| DATE | OPPONENT | P/S | NO. | YDS. | AVG. | LG | TD | NO. | YDS. | AVG. | LG | TD | W/L | SCORE |
|-------------|------------------|-----|-----|------|------|-----|----------|-----|------|------|-----|----|-----|--------|
| 09/13 | at Denver | P | 0 | 0 | 0.0 | 0 | 0 | 0 | 0 | 0.0 | 0 | 0 | L | 13-19 |
| 09/20 | at Oakland | P | 0 | 0 | 0.0 | 0 | 0 | 0 | 0 | 0.0 | 0 | 0 | L | 33-37 |
| 09/27 | Cincinnati | P | 0 | 0 | 0.0 | 0 | 0 | 0 | 0 | 0.0 | 0 | 0 | L | 24-28 |
| 10/01 | at Pittsburgh | P | 1 | 17 | 17.0 | 17 | 0 | 0 | 0 | 0.0 | 0 | 0 | W | 23-20+ |
| 10/11 | Cleveland | S | 1 | 1 | 1.0 | 1 | 0 | 0 | 0 | 0.0 | 0 | 0 | L | 30-33+ |
| 10/18 | at San Francisco | | | | | | INACTIVE | | | | | | L | 20-25 |
| 10/26 | at Arizona | P | 0 | 0 | 0.0 | 0 | 0 | 0 | 0 | 0.0 | 0 | 0 | L | 18-26 |
| 2015 TOTALS | | | 6-1 | 2 | 18 | 9.0 | 17 | 0 | 0 | 0 | 0.0 | 0 | 0 | 1-6 |

+ - Overtime

2016 GXG REGULAR-SEASON (BALTIMORE)

| DATE | OPPONENT | P/S | NO. | YDS. | AVG. | LG | TD | NO. | YDS. | AVG. | LG | TD | W/L | SCORE |
|-------------|-----------------|-----|------|------|------|-----|---------------|-----|------|------|-----|----|-----|-------|
| 09/18 | at Cleveland | | | | | | NOT ON ROSTER | | | | | | W | 25-20 |
| 09/25 | at Jacksonville | | | | | | NOT ON ROSTER | | | | | | W | 19-17 |
| 10/02 | Oakland | | | | | | NOT ON ROSTER | | | | | | L | 27-28 |
| 10/09 | Washington | P | 0 | 0 | 0.0 | 0 | 0 | 0 | 0 | 0.0 | 0 | 0 | L | 10-16 |
| 10/16 | at N.Y. Giants | P | 0 | 0 | 0.0 | 0 | 0 | 0 | 0 | 0.0 | 0 | 0 | L | 23-27 |
| 10/23 | at N.Y. Jets | P | 0 | 0 | 0.0 | 0 | 0 | 0 | 0 | 0.0 | 0 | 0 | L | 16-24 |
| 11/06 | Pittsburgh | S | 2 | 17 | 8.5 | 9 | 0 | 0 | 0 | 0.0 | 0 | 0 | W | 21-14 |
| 11/10 | Cleveland | P | 2 | 14 | 7.0 | 10 | 1 | 0 | 0 | 0.0 | 0 | 0 | W | 28-7 |
| 11/20 | at Dallas | S | 0 | 0 | 0.0 | 0 | 0 | 0 | 0 | 0.0 | 0 | 0 | L | 17-27 |
| 11/27 | Cincinnati | P | 2 | 14 | 7.0 | 8 | 0 | 0 | 0 | 0.0 | 0 | 0 | W | 19-14 |
| 12/04 | Miami | P | 1 | 15 | 15.0 | 15 | 0 | 0 | 0 | 0.0 | 0 | 0 | W | 38-6 |
| 12/12 | at New England | P | 1 | 3 | 3.0 | 3t | 1 | 0 | 0 | 0.0 | 0 | 0 | L | 23-30 |
| 12/18 | Philadelphia | P | 1 | 11 | 11.0 | 11 | 0 | 0 | 0 | 0.0 | 0 | 0 | W | 27-26 |
| 12/25 | at Pittsburgh | P | 1 | 11 | 11.0 | 11 | 0 | 0 | 0 | 0.0 | 0 | 0 | L | 27-31 |
| 01/01 | at Cincinnati | S | 0 | 0 | 0.0 | 0 | 0 | 0 | 0 | 0.0 | 0 | 0 | L | 10-27 |
| 2016 TOTALS | | | 12-3 | 10 | 85 | 8.5 | 15 | 2 | 0 | 0 | 0.0 | 0 | 0 | 7-8 |

2018 GXG REGULAR-SEASON (BALTIMORE/OAKLAND)

| DATE | OPPONENT | P/S | NO. | YDS. | AVG. | LG | TD | NO. | YDS. | AVG. | LG | TD | W/L | SCORE |
|-------------|----------------|-----|-----|------|------|------|---------------------------------|-----|------|------|------|----|-----|-------|
| 09/09 | Buffalo | | | | | | PRACTICE SQUAD | | | | | | W | 47-3 |
| 09/13 | at Cincinnati | | | | | | PRACTICE SQUAD | | | | | | L | 23-34 |
| 09/23 | Denver | | | | | | PRACTICE SQUAD | | | | | | W | 27-14 |
| 09/30 | at Pittsburgh | | | | | | PRACTICE SQUAD | | | | | | W | 26-14 |
| 10/07 | at Cleveland | | | | | | PRACTICE SQUAD | | | | | | L | 9-12+ |
| 10/14 | at Tennessee | | | | | | PRACTICE SQUAD | | | | | | W | 21-0 |
| 10/21 | New Orleans | | | | | | PRACTICE SQUAD | | | | | | L | 23-24 |
| 10/28 | at Carolina | | | | | | PRACTICE SQUAD | | | | | | L | 21-36 |
| 11/04 | Pittsburgh | | | | | | PRACTICE SQUAD | | | | | | L | 16-23 |
| 11/18 | Cincinnati | | | | | | PRACTICE SQUAD | | | | | | W | 24-21 |
| 11/25 | Oakland | | | | | | PRACTICE SQUAD | | | | | | W | 34-17 |
| | | | | | | | Went from Baltimore to Oakland. | | | | | | | |
| 12/02 | Kansas City | | | | | | INACTIVE | | | | | | L | 33-40 |
| 12/09 | Pittsburgh | P | 0 | 0 | 0.0 | 0 | 0 | 0 | 0 | 0.0 | 0 | 0 | W | 24-21 |
| 12/16 | at Cincinnati | P | 1 | 44 | 44.0 | 44 | 0 | 1 | 21 | 21.0 | 21 | 0 | L | 16-30 |
| 12/24 | Denver | P | 2 | 8 | 4.0 | 6 | 0 | 0 | 0 | 0.0 | 0 | 0 | W | 27-14 |
| 12/30 | at Kansas City | P | 3 | 23 | 7.7 | 11 | 0 | 0 | 0 | 0.0 | 0 | 0 | L | 3-35 |
| 2018 TOTALS | | | 4-0 | 6 | 75 | 12.5 | 44 | 0 | 1 | 21 | 21.0 | 21 | 0 | 8-8 |

+ - Overtime

2019 GXG REGULAR-SEASON (OAKLAND)

| DATE | OPPONENT | P/S | NO. | YDS. | AVG. | LG | TD | NO. | YDS. | AVG. | LG | TD | W/L | SCORE |
|-------|--------------|-----|-----|------|------|----|----|-----|------|------|----|----|-----|-------|
| 09/09 | Denver | S | 7 | 70 | 10.0 | 25 | 0 | 0 | 0 | 0.0 | 0 | 0 | W | 24-16 |
| 09/15 | Kansas City | S | 6 | 63 | 10.5 | 16 | 0 | 0 | 0 | 0.0 | 0 | 0 | L | 10-28 |
| 09/22 | at Minnesota | S | 13 | 134 | 10.3 | 30 | 0 | 1 | 7 | 7.0 | 7 | 0 | L | 14-34 |



| | | | | | | | | | | | | | | |
|-------------|------------------|---|-------|-----|-------|------|----|---|----|------|-----|---|---|-------|
| 09/29 | at Indianapolis | S | 7 | 53 | 7.6 | 17 | 0 | 0 | 0 | 0.0 | 0 | 0 | W | 31-24 |
| 10/06 | Chicago | S | 4 | 39 | 9.8 | 13 | 0 | 0 | 0 | 0.0 | 0 | 0 | W | 24-21 |
| 10/20 | at Green Bay | S | 7 | 126 | 18.0 | 48 | 2 | 0 | 0 | 0.0 | 0 | 0 | L | 24-42 |
| 10/27 | at Houston | S | 2 | 11 | 5.5 | 8t | 1 | 0 | 0 | 0.0 | 0 | 0 | L | 24-27 |
| 11/03 | Detroit | S | 2 | 52 | 26.0 | 31 | 0 | 0 | 0 | 0.0 | 0 | 0 | W | 31-24 |
| 11/07 | L.A. Chargers | S | 3 | 40 | 13.3 | 27 | 0 | 0 | 0 | 0.0 | 0 | 0 | W | 26-24 |
| 11/17 | Cincinnati | S | 5 | 78 | 15.6 | 32 | 0 | 1 | -2 | -2.0 | -2 | 0 | W | 17-10 |
| 11/24 | at N.Y. Jets | S | 3 | 41 | 13.7 | 19 | 0 | 0 | 0 | 0.0 | 0 | 0 | L | 3-34 |
| 12/01 | at Kansas City | S | 7 | 100 | 14.3 | 24 | 0 | 0 | 0 | 0.0 | 0 | 0 | L | 9-40 |
| 12/08 | Tennessee | S | 6 | 72 | 12.0 | 25 | 0 | 0 | 0 | 0.0 | 0 | 0 | L | 21-42 |
| 12/15 | Jacksonville | S | 8 | 122 | 15.3 | 36 | 0 | 0 | 0 | 0.0 | 0 | 0 | L | 16-20 |
| 12/22 | at L.A. Chargers | S | 4 | 37 | 9.3 | 20 | 0 | 0 | 0 | 0.0 | 0 | 0 | W | 24-17 |
| 12/29 | at Denver | S | 6 | 107 | 17.8 | 75 | 0 | 0 | 0 | 0.0 | 0 | 0 | L | 15-16 |
| 2019 TOTALS | | | 16-16 | 90 | 1,145 | 12.7 | 75 | 3 | 2 | 5 | 2.5 | 7 | 0 | 7-9 |

2020 GXG REGULAR-SEASON (LAS VEGAS)

| DATE | OPPONENT | P/S | RECEIVING | | | | | RUSHING | | | | | W/L | SCORE |
|-------------|------------------|-----|-----------|------|-------|------|-----|---------|------|------|-----|----|-----|--------|
| | | | NO. | YDS. | AVG. | LG | TD | NO. | YDS. | AVG. | LG | TD | | |
| 09/13 | at Carolina | S | 6 | 45 | 7.5 | 8 | 0 | 0 | 0 | 0.0 | 0 | 0 | W | 34-30 |
| 09/21 | New Orleans | S | 12 | 105 | 8.8 | 18 | 1 | 0 | 0 | 0.0 | 0 | 0 | W | 34-24 |
| 09/27 | at New England | S | 2 | 9 | 4.5 | 8 | 0 | 0 | 0 | 0.0 | 0 | 0 | L | 20-36 |
| 10/04 | Buffalo | S | 9 | 88 | 9.8 | 22 | 0 | 0 | 0 | 0.0 | 0 | 0 | L | 23-30 |
| 10/11 | at Kansas City | P | 5 | 48 | 9.6 | 23 | 1 | 0 | 0 | 0.0 | 0 | 0 | W | 40-32 |
| 10/25 | Tampa Bay | S | 6 | 50 | 8.3 | 14 | 1 | 0 | 0 | 0.0 | 0 | 0 | L | 20-45 |
| 11/01 | at Cleveland | S | 5 | 27 | 5.4 | 7 | 0 | 0 | 0 | 0.0 | 0 | 0 | W | 16-6 |
| 11/08 | at L.A. Chargers | S | 5 | 22 | 4.4 | 8 | 1 | 0 | 0 | 0.0 | 0 | 0 | W | 31-26 |
| 11/15 | Denver | S | 3 | 37 | 12.3 | 24 | 0 | 0 | 0 | 0.0 | 0 | 0 | W | 37-12 |
| 11/22 | Kansas City | S | 7 | 88 | 12.6 | 26 | 1 | 0 | 0 | 0.0 | 0 | 0 | L | 31-35 |
| 11/29 | at Atlanta | S | 4 | 23 | 5.8 | 11 | 0 | 0 | 0 | 0.0 | 0 | 0 | L | 6-43 |
| 12/06 | at N.Y. Jets | S | 13 | 200 | 15.4 | 38t | 2 | 0 | 0 | 0.0 | 0 | 0 | W | 31-28 |
| 12/13 | Indianapolis | S | 7 | 75 | 10.7 | 29 | 0 | 0 | 0 | 0.0 | 0 | 0 | L | 27-44 |
| 12/17 | L.A. Chargers | S | 9 | 150 | 16.7 | 35t | 1 | 0 | 0 | 0.0 | 0 | 0 | L | 27-30+ |
| 12/26 | Miami | S | 5 | 112 | 22.4 | 33 | 0 | 0 | 0 | 0.0 | 0 | 0 | L | 25-26 |
| 01/03 | at Denver | S | 9 | 117 | 13.0 | 28t | 1 | 0 | 0 | 0.0 | 0 | 0 | W | 32-31 |
| 2020 TOTALS | | | 16-15 | 107 | 1,196 | 11.2 | 38t | 9 | 0 | 0 | 0.0 | 0 | 0 | 8-8 |

+ - Overtime

2021 GXG REGULAR-SEASON (LAS VEGAS)

| DATE | OPPONENT | P/S | RECEIVING | | | | | RUSHING | | | | | W/L | SCORE |
|-------------|------------------|-----|-----------|------|------|------|----|------------------|------|------|-----|----|-----|--------|
| | | | NO. | YDS. | AVG. | LG | TD | NO. | YDS. | AVG. | LG | TD | | |
| 09/13 | Baltimore | S | 10 | 105 | 10.5 | 24 | 1 | 0 | 0 | 0.0 | 0 | 0 | W | 33-27+ |
| 09/19 | at Pittsburgh | S | 5 | 65 | 13.0 | 25 | 0 | 0 | 0 | 0.0 | 0 | 0 | W | 26-17 |
| 09/26 | Miami | S | 5 | 54 | 10.8 | 23 | 0 | 0 | 0 | 0.0 | 0 | 0 | W | 31-28+ |
| 10/04 | at L.A. Chargers | S | 4 | 50 | 12.5 | 21 | 1 | 0 | 0 | 0.0 | 0 | 0 | L | 14-28 |
| 10/10 | Chicago | S | 4 | 45 | 11.3 | 29 | 0 | 0 | 0 | 0.0 | 0 | 0 | L | 9-20 |
| 10/17 | at Denver | S | 5 | 59 | 11.8 | 33 | 0 | 0 | 0 | 0.0 | 0 | 0 | W | 34-24 |
| 10/24 | Philadelphia | | | | | | | ON INACTIVE LIST | | | | | W | 33-22 |
| 11/07 | at N.Y. Giants | S | 7 | 92 | 13.1 | 24 | 0 | 0 | 0 | 0.0 | 0 | 0 | L | 16-23 |
| 11/14 | Kansas City | S | 4 | 24 | 6.0 | 11 | 0 | 0 | 0 | 0.0 | 0 | 0 | L | 14-41 |
| 11/21 | Cincinnati | S | 7 | 116 | 16.6 | 31 | 0 | 0 | 0 | 0.0 | 0 | 0 | L | 13-32 |
| 11/25 | at Dallas | S | 2 | 33 | 16.5 | 21 | 0 | 0 | 0 | 0.0 | 0 | 0 | W | 36-33+ |
| 12/05 | Washington | | | | | | | ON INACTIVE LIST | | | | | L | 15-17 |
| 12/12 | at Kansas City | | | | | | | ON INACTIVE LIST | | | | | L | 9-48 |
| 12/20 | at Cleveland | | | | | | | ON INACTIVE LIST | | | | | W | 16-14 |
| 12/26 | Denver | | | | | | | ON INACTIVE LIST | | | | | W | 17-13 |
| 01/02 | at Indianapolis | | | | | | | RESERVE/COVID-19 | | | | | W | 23-20 |
| 01/09 | L.A. Chargers | S | 2 | 22 | 11.0 | 18 | 0 | 0 | 0 | 0.0 | 0 | 0 | W | 35-32+ |
| 2021 TOTALS | | | 11-11 | 55 | 665 | 12.1 | 33 | 2 | 0 | 0 | 0.0 | 0 | 0 | 10-7 |

+ - Overtime

2022 GXG REGULAR-SEASON (LAS VEGAS)

| DATE | OPPONENT | P/S | RECEIVING | | | | | RUSHING | | | | | W/L | SCORE |
|-------|------------------|-----|-----------|------|------|-----|----|------------------|------|------|----|----|-----|--------|
| | | | NO. | YDS. | AVG. | LG | TD | NO. | YDS. | AVG. | LG | TD | | |
| 09/11 | at L.A. Chargers | S | 4 | 79 | 19.8 | 31 | 0 | 0 | 0 | 0.0 | 0 | 0 | L | 19-24 |
| 09/18 | Arizona | S | 6 | 50 | 8.3 | 19 | 1 | 0 | 0 | 0.0 | 0 | 0 | L | 23-29+ |
| 09/25 | at Tennessee | S | 3 | 22 | 7.3 | 17 | 0 | 0 | 0 | 0.0 | 0 | 0 | L | 22-24 |
| 10/02 | Denver | S | 3 | 24 | 8.0 | 13 | 0 | 0 | 0 | 0.0 | 0 | 0 | W | 32-23 |
| 10/10 | at Kansas City | P | 0 | 0 | 0.0 | 0 | 0 | 0 | 0 | 0.0 | 0 | 0 | L | 29-30 |
| 10/23 | Houston | | | | | | | ON INACTIVE LIST | | | | | W | 38-20 |
| 10/30 | at New Orleans | | | | | | | ON INACTIVE LIST | | | | | L | 0-24 |
| 11/06 | at Jacksonville | | | | | | | ON INACTIVE LIST | | | | | L | 20-27 |
| 11/13 | Indianapolis | | | | | | | INJURED RESERVE | | | | | L | 20-25 |
| 11/20 | at Denver | | | | | | | INJURED RESERVE | | | | | W | 22-16+ |
| 11/27 | at Seattle | | | | | | | INJURED RESERVE | | | | | W | 40-34+ |
| 12/04 | L.A. Chargers | | | | | | | INJURED RESERVE | | | | | W | 27-20 |
| 12/08 | at L.A. Rams | | | | | | | INJURED RESERVE | | | | | L | 16-17 |
| 12/18 | New England | S | 3 | 48 | 16.0 | 25t | 1 | 0 | 0 | 0.0 | 0 | 0 | W | 30-24 |
| 12/24 | at Pittsburgh | S | 4 | 58 | 14.5 | 34 | 0 | 0 | 0 | 0.0 | 0 | 0 | L | 10-13 |
| 01/01 | San Francisco | P | 3 | 72 | 24.0 | 24t | 1 | 0 | 0 | 0.0 | 0 | 0 | L | 34-37+ |



| | | | | | | | | | | | | | | |
|--------------|-------------|---|-----|----|------|------|----|---|---|-----|-----|---|---|-------|
| 01/07 | Kansas City | P | 2 | 35 | 17.5 | 24 | 0 | 0 | 0 | 0.0 | 0 | 0 | L | 13-31 |
| 2022 TOTALS | | | 9-6 | 28 | 388 | 13.9 | 34 | 3 | 0 | 0 | 0.0 | 0 | 0 | 6-11 |
| + - Overtime | | | | | | | | | | | | | | |

2023 GXG REGULAR-SEASON (N.Y. GIANTS)


| DATE | OPPONENT | P/S | RECEIVING | | | | | RUSHING | | | | | W/L | SCORE |
|--------------|------------------|-----|-----------|------|------|------|----|-----------------|------|------|-----|----|-----|--------|
| | | | NO. | YDS. | AVG. | LG | TD | NO. | YDS. | AVG. | LG | TD | | |
| 09/10 | Dallas | S | 3 | 36 | 12.0 | 22 | 0 | 0 | 0 | 0.0 | 0 | 0 | L | 0-40 |
| 09/17 | at Arizona | S | 6 | 76 | 12.7 | 25 | 0 | 0 | 0 | 0.0 | 0 | 0 | W | 31-28 |
| 09/21 | at San Francisco | S | 3 | 20 | 6.7 | 9 | 0 | 0 | 0 | 0.0 | 0 | 0 | L | 12-30 |
| 10/02 | Seattle | S | 3 | 21 | 7.0 | 8 | 0 | 0 | 0 | 0.0 | 0 | 0 | L | 3-24 |
| 10/08 | at Miami | S | 8 | 86 | 10.8 | 21 | 0 | 0 | 0 | 0.0 | 0 | 0 | L | 16-31 |
| 10/15 | at Buffalo | S | 5 | 43 | 8.6 | 20 | 0 | 0 | 0 | 0.0 | 0 | 0 | L | 9-14 |
| 10/22 | Washington | S | 7 | 98 | 14.0 | 27 | 1 | 0 | 0 | 0.0 | 0 | 0 | W | 14-7 |
| 10/29 | N.Y. Jets | S | 1 | 4 | 4.0 | 4 | 0 | 0 | 0 | 0.0 | 0 | 0 | L | 10-13+ |
| 11/05 | at Las Vegas | | | | | | | INJURED RESERVE | | | | | L | 6-30 |
| 11/12 | at Dallas | | | | | | | INJURED RESERVE | | | | | L | 17-49 |
| 11/19 | at Washington | | | | | | | INJURED RESERVE | | | | | W | 31-19 |
| 11/26 | New England | | | | | | | INJURED RESERVE | | | | | W | 10-7 |
| 12/11 | Green Bay | | | | | | | INJURED RESERVE | | | | | W | 24-22 |
| 12/17 | at New Orleans | P | 4 | 40 | 10.0 | 29 | 0 | 0 | 0 | 0.0 | 0 | 0 | L | 6-24 |
| 12/25 | at Philadelphia | S | 2 | 32 | 16.0 | 20 | 0 | 0 | 0 | 0.0 | 0 | 0 | L | 25-33 |
| 12/31 | L.A. Rams | S | 5 | 51 | 10.2 | 18 | 0 | 0 | 0 | 0.0 | 0 | 0 | L | 25-26 |
| 01/07 | Philadelphia | S | 5 | 45 | 9.0 | 23 | 0 | 0 | 0 | 0.0 | 0 | 0 | W | 27-10 |
| 2023 TOTALS | | | 12-11 | 52 | 552 | 10.6 | 29 | 1 | 0 | 0 | 0.0 | 0 | 0 | 6-11 |
| ± - Overtime | | | | | | | | | | | | | | |

2024 GXG REGULAR-SEASON (N.Y. GIANTS)

| DATE | OPPONENT | P/S | RECEIVING | | | | | RUSHING | | | | | W/L | SCORE |
|--------------|-----------------|-----|-----------|------|------|-----|----|---------------|------|------|----|----|------|--------|
| | | | NO. | YDS. | AVG. | LG | TD | NO. | YDS. | AVG. | LG | TD | | |
| 09/08 | Minnesota | | | | | | | NOT ON ROSTER | | | | | L | 6-28 |
| 09/15 | at Washington | | | | | | | NOT ON ROSTER | | | | | L | 18-21 |
| 09/22 | at Cleveland | | | | | | | NOT ON ROSTER | | | | | W | 21-15 |
| 09/26 | Dallas | | | | | | | NOT ON ROSTER | | | | | L | 15-20 |
| 10/06 | at Seattle | | | | | | | NOT ON ROSTER | | | | | W | 29-20 |
| 10/13 | Cincinnati | | | | | | | NOT ON ROSTER | | | | | L | 7-17 |
| 10/20 | Philadelphia | | | | | | | NOT ON ROSTER | | | | | L | 3-28 |
| 10/28 | at Pittsburgh | | | | | | | NOT ON ROSTER | | | | | L | 18-26 |
| 11/03 | Washington | | | | | | | NOT ON ROSTER | | | | | L | 22-27 |
| 11/10 | at Carolina | | | | | | | NOT ON ROSTER | | | | | L | 17-20+ |
| 11/24 | Tampa Bay | | | | | | | NOT ON ROSTER | | | | | L | 7-30 |
| 11/28 | at Dallas | | | | | | | NOT ON ROSTER | | | | | L | 20-27 |
| 12/08 | New Orleans | | | | | | | NOT ON ROSTER | | | | | L | 11-14 |
| 12/15 | Baltimore | | | | | | | NOT ON ROSTER | | | | | L | 14-35 |
| 12/22 | at Atlanta | | | | | | | NOT ON ROSTER | | | | | L | 7-34 |
| 12/29 | Indianapolis | | | | | | | NOT ON ROSTER | | | | | W | 45-33 |
| 01/05 | at Philadelphia | | | | | | | NOT ON ROSTER | | | | | L | 13-20 |
| 2024 TOTALS | | | 0-0 | 0 | 0 | 0.0 | 0 | 0 | 0 | 0.0 | 0 | 0 | 3-14 | |
| ± - Overtime | | | | | | | | | | | | | | |

2025 GXG REGULAR-SEASON (MIAMI)

| DATE | OPPONENT | P/S | RECEIVING | | | | RUSHING | | | | W/L | SCORE | | |
|-------------|-----------------|-----|-----------|------|------|------|---------|----------|------|------|-----|-------|-------|-------|
| | | | NO. | YDS. | AVG. | LG | TD | NO. | YDS. | AVG. | | | LG | TD |
| 09/07 | at Indianapolis | | | | | | | INACTIVE | | | | L | 8-33 | |
| 09/14 | New England | | | | | | | INACTIVE | | | | L | 27-33 | |
| 09/18 | at Buffalo | | | | | | | INACTIVE | | | | L | 21-31 | |
| 09/29 | N.Y. Jets | P | 3 | 27 | 9.0 | 14 | 2 | 0 | 0 | 0.0 | 0 | 0 | W | 27-21 |
| 10/05 | at Carolina | P | 5 | 78 | 15.6 | 34 | 1 | 0 | 0 | 0.0 | 0 | 0 | L | 24-27 |
| 2025 TOTALS | | | 2-0 | 8 | 105 | 13.1 | 34 | 3 | 0 | 0 | 0.0 | 0 | 0 | 1-4 |



6 MALIK WASHINGTON

WIDE RECEIVER // 5'8" // 195 // VIRGINIA '24

ACQUIRED: D6A, '24

HOMETOWN: LAWRENCEVILLE, GA. // BORN: 10/20/00

NFL SEASON: SECOND SEASON // DOLPHINS SEASON: SECOND SEASON

NFL CAREER

TRANSACTIONS:

- 6th-round pick (184th overall) by Miami in the 2024 NFL Draft.

CAREER HIGHLIGHTS:

- Played in 19 career games with 6 starts.
- 38 receptions for 270 yards (7.1 avg.).
- 13 carries for 85 yards (6.5 avg.) and 1 TD.
- 28 kickoff returns for 780 yards (25.0 avg.).
- 24 punt returns for 259 yards (10.8 avg.) and 1 TD.
- 1 miscellaneous tackle.
- His 30.7 kickoff return average in 2024 was the 2nd-best in franchise history (min. 14 returns)

HIGHEST KICKOFF RETURN AVERAGE IN DOLPHINS SINGLE-SEASON HISTORY (MIN. 14 RETURNS)

| Player | YEAR | KR | YDS | AVG |
|----------------------------|-------------|-----------|------------|-------------|
| 1. DuRIel Harris | 1976 | 17 | 559 | 32.9 |
| 2. MALIK WASHINGTON | 2024 | 14 | 430 | 30.7 |
| 3. Jakeem Grant Sr. | 2018 | 18 | 535 | 29.7 |
| 4. Gary Davis | 1977 | 14 | 414 | 29.6 |
| 5. Mercury Morris | 1970 | 28 | 812 | 29.0 |

2025 (MIAMI):

- Played in 5 games with 3 starts.
- 12 receptions for 47 yards (3.9 avg.).
- 8 carries for 60 yards (7.5 avg.).
- 14 kickoff returns for 350 yards (25.0 avg.).
- 6 punt returns for 125 yards (20.8 avg.) and 1 TD.

AT INDIANAPOLIS (9/7): 2 receptions for 20 yards (10.0 avg.); 1 carry for 9 yards; 3 kickoff returns for 60 yards (20.0 avg.).

VS. NEW ENGLAND (9/14): 1 reception for 2 yards; 3 carries for 23 yards (7.7 avg.); 1 punt return for 74 yards and 1 TD; 2 kickoff returns for 48 yards (24.0 avg.).

- Returned a punt 74 yards for the go-ahead TD with 7:18 remaining in the 4th quarter.
- It was his 1st punt return TD of his career and tied for the 8th-longest punt return in Dolphins history.

AT BUFFALO (9/18): 3 receptions for 12 yards (4.0 avg.); 2 carries for 20 yards (10.0 avg.); 2 kickoff returns for 48 yards (24.0 avg.); 2 punt returns for 22 yards (11.0 avg.).

VS. N.Y. JETS (9/29): 2 receptions for 13 yards (6.5 avg.); 2 carries for 8 yards (4.0 avg.); 3 kickoff returns for 96 yards (32.0 avg.).

2024 (MIAMI):

- Played in 14 games with 3 starts.
- Inactive for 3 games.
- 26 receptions for 223 yards (8.6 avg.).
- 5 carries for 25 yards (5.0 avg.) and 1 TD.
- 14 kickoff returns for 430 yards (30.7 avg.).
- 18 punt returns for 134 yards (7.4 avg.).
- 1 miscellaneous tackle.

AT L.A. RAMS (11/11): 1 reception for 17 yards; 1 carry for 18 yards and 1 TD; 3 punt returns for 21 yards (7.0 avg.).

- Made his 1st career start.
- Scored on an 18-yard TD run on Miami's opening possession.
- It was the 1st TD of his career.

VS. N.Y. JETS (12/8): 3 kickoff returns for 95 yards (31.7 avg.); 1 punt return for 10 yards.

- Returned a kickoff 45 yards in the final minute of regulation, leading to a game-tying 52-yard field goal from Jason Sanders.

AT HOUSTON (12/15): 5 receptions for 52 yards (10.4 avg.); 3 kickoff returns for 73 yards (24.3 avg.); 2 punt returns for 24 yards (12.0 avg.).

AT N.Y. JETS (1/5): 4 receptions for 48 yards (12.0 avg.); 3 kickoff returns for 122 yards (40.7 avg.).

BEFORE THE NFL

COLLEGE (VIRGINIA):

- 2-year starter (2022-23)
- Transferred to Virginia from Northwestern as a graduate transfer following his senior season (2022).

CAREER (AT VIRGINIA): Played in 12 games with 11 starts; 110 receptions for 1,426 yards (13.0 avg.) and 9 TDs; 3 carries for 7 yards (2.3 avg.).

GRAD (2023 AT VIRGINIA): Played in 12 games with 11 starts; 110 receptions for 1,426 yards (13.0 avg.) and 9 TDs; 3 carries for 7 yards (2.3 avg.).

- 1st-team All-ACC.
- 2nd-team All-American.
- Served as team captain.
- Led the FBS with 10 games of 100+ receiving yards.
- His 110 receptions broke single-season records for both UVA and the ACC, and his 1,426 receiving yards set a single-season record at Virginia.

SENIOR (2022 AT NORTHWESTERN): Started all 12 games; 65 receptions for 694 yards (10.7 avg.) and 1 TD; 9 carries for 12 yards (1.3 avg.).

JUNIOR (2021 AT NORTHWESTERN): Played in all 12 games with 7 starts; 44 receptions for 578 yards (13.1 avg.) and 2 TDs.

SOPHOMORE (2020 AT NORTHWESTERN): Played in 5 games; 5 receptions for 51 yards (10.2 avg.); 1 carry for 8 yards (8.0 avg.).

FRESHMAN (2019 AT NORTHWESTERN): Played in 11 games with 1 start; 6 receptions for 25 yards (4.2 avg.).

HIGH SCHOOL (PARKVIEW HS - LILBURN, GA.)

- Also lettered in track and field.
- Claimed a state and national championship in the 4x100 relay in 2017.



SENIOR (2018): 55 receptions for 792 yards (14.4 avg.) and 5 TDs; 43 carries for 287 yards (6.7 avg.) and 9 TDs; 5-of-10 passing (50.0 pct.) for 38 yards and 1 TD.

OFF THE FIELD

PERSONAL:

- **MASTER'S DEGREE:** Higher education.
- **MAJOR:** Psychology with a certificate in organizational leadership.

MALIK WASHINGTON'S NFL REGULAR SEASON RUSHING/RECEIVING STATISTICS

| DATE | TEAM | GP | GS | RECEIVING | | | | LG | TD | RUSHING | | | | LG | TD |
|------------|-------|----|----|-----------|------|------|--|----|----|---------|------|------|--|-----|----|
| | | | | NO. | YDS. | AVG. | | | | NO. | YDS. | AVG. | | | |
| 2024 | Miami | 14 | 3 | 26 | 223 | 8.6 | | 20 | 0 | 5 | 25 | 5.0 | | 18t | 1 |
| 2025 | Miami | 5 | 3 | 12 | 47 | 3.9 | | 11 | 0 | 8 | 60 | 7.5 | | 18 | 0 |
| NFL TOTALS | | 19 | 6 | 38 | 270 | 7.1 | | 20 | 0 | 13 | 85 | 6.5 | | 18t | 1 |

MALIK WASHINGTON'S NFL REGULAR SEASON RETURN STATISTICS

| DATE | TEAM | RET. | KICKOFF RETURNS | | | | NO. | FC | PUNT RETURNS | | | | LG | TD |
|------------|-------|------|-----------------|------|----|----|-----|----|--------------|------|--|--|-----|----|
| | | | YDS. | AVG. | LG | TD | | | YDS. | AVG. | | | | |
| 2024 | Miami | 14 | 430 | 30.7 | 67 | 0 | 18 | 3 | 134 | 7.4 | | | 19 | 0 |
| 2025 | Miami | 14 | 350 | 25.0 | 40 | 0 | 6 | 1 | 125 | 20.8 | | | 74t | 1 |
| NFL TOTALS | | 28 | 780 | 27.9 | 67 | 0 | 24 | 4 | 259 | 10.8 | | | 74t | 1 |

SINGLE-GAME HIGHS: RUSHING/RECEIVING

Rush Attempts
Rushing Yards
Longest Runs

3 vs. New England, Sep 14, 2025
23 vs. New England, Sep 14, 2025
18 vs. New England, Sep 14, 2025
...1 more at 18.

Receptions
Receiving Yards
Receiving Average
Longest Receptions

5 at Houston, Dec 15, 2024
52 at Houston, Dec 15, 2024
12.0 at N.Y. Jets, Jan 05, 2025
20 at N.Y. Jets, Jan 05, 2025
...1 more at 20.

All-Purpose Yards
Kickoff Returns

170 at N.Y. Jets, Jan 05, 2025
4 at Carolina, Oct 05, 2025
...1 more at 4.

Kickoff Return Yards
Longest Kickoff Return
Punt Return Yards
Longest Punt Return
Punt Returns

122 at N.Y. Jets, Jan 05, 2025
67 at N.Y. Jets, Jan 05, 2025
74 vs. New England, Sep 14, 2025
74t vs. New England, Sep 14, 2025
3 at Carolina, Oct 05, 2025
...1 more at 3.

Punt Return Average
Kickoff Return Average
Most TDs

9.7 at Carolina, Oct 05, 2025
40.7 at N.Y. Jets, Jan 05, 2025
1 vs. New England, Sep 14, 2025
...1 more at 1.

Scrimmage Yards

52 at Houston, Dec 15, 2024

2024 GXG REGULAR-SEASON (MIAMI)

| DATE | OPPONENT | P/S | RECEIVING | | | | NO. | YDS. | AVG. | LG | TD | RUSHING | | | | W/L | SCORE |
|-------------|-----------------|------|-----------|------|------|----|-----|------|------|-------|-----|----------|------|-------|-----|-----|--------|
| | | | NO. | YDS. | AVG. | | | | | | | NO. | YDS. | AVG. | | | |
| 09/08 | Jacksonville | | | | | | | | | | | INACTIVE | | | | W | 20-17 |
| 09/12 | Buffalo | | | | | | | | | | | INACTIVE | | | | L | 10-31 |
| 09/22 | at Seattle | | | | | | | | | | | INACTIVE | | | | L | 3-24 |
| 09/30 | Tennessee | P | 1 | 8 | 8.0 | 8 | 0 | 0 | 0 | 0 | 0 | 0 | 0 | 0 | 0 | L | 12-31 |
| 10/06 | at New England | P | 0 | 0 | 0.0 | 0 | 0 | 0 | 0 | 0 | 0 | 0 | 0 | 0 | 0 | W | 15-10 |
| 10/20 | at Indianapolis | P | 2 | 9 | 4.5 | 7 | 0 | 0 | 0 | 0 | 0 | 0 | 0 | 0 | 0 | L | 10-16 |
| 10/27 | Arizona | P | 0 | 0 | 0.0 | 0 | 0 | 0 | 0 | 0 | 0 | 0 | 0 | 0 | 0 | L | 27-28 |
| 11/03 | at Buffalo | P | 0 | 0 | 0.0 | 0 | 0 | 0 | 0 | 0 | 0 | 1 | 9 | 9.0 | 9 | L | 27-30 |
| 11/11 | at L.A. Rams | S | 1 | 17 | 17.0 | 17 | 0 | 1 | 18 | 18.0 | 18t | 1 | 18 | 18.0 | 18t | W | 23-15 |
| 11/17 | Las Vegas | P | 3 | 11 | 3.7 | 9 | 0 | 1 | 7 | 7.0 | 7 | 0 | 7 | 7.0 | 7 | W | 34-19 |
| 11/24 | New England | P | 1 | 1 | 1.0 | 1 | 0 | 1 | 2 | 2.0 | 2 | 0 | 2 | 2.0 | 2 | W | 34-15 |
| 11/28 | at Green Bay | P | 2 | 8 | 4.0 | 8 | 0 | 0 | 0 | 0.0 | 0 | 0 | 0 | 0.0 | 0 | L | 17-30 |
| 12/08 | N.Y. Jets | P | 0 | 0 | 0.0 | 0 | 0 | 0 | 0 | 0.0 | 0 | 0 | 0 | 0.0 | 0 | W | 32-26+ |
| 12/15 | at Houston | P | 5 | 52 | 10.4 | 20 | 0 | 0 | 0 | 0.0 | 0 | 0 | 0 | 0.0 | 0 | L | 12-20 |
| 12/22 | San Francisco | S | 3 | 28 | 9.3 | 19 | 0 | 0 | 0 | 0.0 | 0 | 0 | 0 | 0.0 | 0 | W | 29-17 |
| 12/29 | at Cleveland | S | 4 | 41 | 10.3 | 13 | 0 | 1 | -11 | -11.0 | -11 | 0 | 0 | -11.0 | -11 | W | 20-3 |
| 01/05 | at N.Y. Jets | P | 4 | 48 | 12.0 | 20 | 0 | 0 | 0 | 0.0 | 0 | 0 | 0 | 0.0 | 0 | L | 20-32 |
| 2024 TOTALS | | 14-3 | 26 | 223 | 8.6 | 20 | 0 | 5 | 25 | 5.0 | 18t | 1 | 8-9 | | | | |

+ - Overtime

2025 GXG REGULAR-SEASON (MIAMI)

| DATE | OPPONENT | P/S | RECEIVING | | | | NO. | YDS. | AVG. | LG | TD | RUSHING | | | | W/L | SCORE |
|-------------|-----------------|-----|-----------|------|------|----|-----|------|------|------|----|---------|------|------|------|-----|-------|
| | | | NO. | YDS. | AVG. | | | | | | | NO. | YDS. | AVG. | | | |
| 09/07 | at Indianapolis | P | 2 | 20 | 10.0 | 11 | 0 | 1 | 9 | 9.0 | 9 | 0 | 9 | 9.0 | 9 | L | 8-33 |
| 09/14 | New England | P | 1 | 2 | 2.0 | 2 | 0 | 3 | 23 | 7.7 | 18 | 0 | 3 | 23 | 7.7 | L | 27-33 |
| 09/18 | at Buffalo | S | 3 | 12 | 4.0 | 5 | 0 | 2 | 20 | 10.0 | 14 | 0 | 2 | 20 | 10.0 | L | 21-31 |
| 09/29 | N.Y. Jets | S | 2 | 13 | 6.5 | 9 | 0 | 2 | 8 | 4.0 | 8 | 0 | 2 | 8 | 4.0 | W | 27-21 |
| 10/05 | at Carolina | S | 4 | 0 | 0.0 | 8 | 0 | 0 | 0 | 0.0 | 0 | 0 | 0 | 0.0 | 0 | L | 24-27 |
| 2025 TOTALS | | 5-3 | 12 | 47 | 3.9 | 11 | 0 | 8 | 60 | 7.5 | 18 | 0 | 1-4 | | | | |



84 TAHJ WASHINGTON

WIDE RECEIVER // 5'10" // 174 // USC '24
ACQUIRED: D7, '24
HOMETOWN: MARSHALL, TEXAS // BORN: 05/16/01
NFL SEASON: SECOND SEASON // DOLPHINS SEASON: SECOND SEASON

NFL CAREER

TRANSACTIONS:

- 7th-round pick (241st overall) by Miami in the 2024 NFL Draft.

CAREER HIGHLIGHTS:

- Played in 1 game.

2025 (MIAMI):

- Played in 1 game.
- Inactive for 4 games.

AT CAROLINA (10/6): Played but didn't record any stats.

- Made his NFL debut.

2024 (MIAMI):

- Missed the entire season after being placed on injured reserve on July 23.

BEFORE THE NFL

COLLEGE (SOUTHERN CALIFORNIA):

- Transferred to Southern California from Memphis following his redshirt freshman season in 2020.

CAREER (AT SOUTHERN CALIFORNIA): Played in 39 games with 30 starts; 163 receptions for 2,449 yards (15.0 avg.) and 15 TDs; 1 carry for 10 yards (10.0 avg.); 10 kickoff returns for 196 yards (19.6 avg.).

SENIOR (2023 AT SOUTHERN CALIFORNIA): Played in 13 games with 8 starts; 59 receptions for 1,062 yards (18.0 avg.) and 8 TDs; 1 carry for 10 yards (10.0 avg.).

- All-Pac 12 Honorable Mention.

JUNIOR (2022 AT SOUTHERN CALIFORNIA): Played in 14 games with 11 starts; 50 receptions for 785 yards (15.7 avg.) and 6 TDs.

- All-Pac 12 Honorable Mention.

SOPHOMORE (2021 AT SOUTHERN CALIFORNIA): Played in 12 games with 11 starts; 54 receptions for 602 yards (11.1 avg.) and 1 TD.

REDSHIRT FRESHMAN (2020 AT MEMPHIS): Played in 11 games with 10 starts; 43 receptions for 743 yards (17.3 avg.) with 6 TDs; 4 carries for 11 yards (2.8 avg.) and 1 TD.

- Freshman All-American

TRUE FRESHMAN (2019 AT MEMPHIS): Played in 4 games; 3 receptions for 32 yards (10.7 avg.).

HIGH SCHOOL (MARSHALL HS – MARSHALL, TEXAS)

- Also played soccer and track and field.

SENIOR (2018): 45 receptions for 868 yards (19.3 avg.) and 12 TDs; 29 carries for 255 yards (8.8 avg.) and 3 TDs.

JUNIOR (2017): 31 receptions for 478 yards (15.4 avg.) and 6 TDs; 11 carries for 159 yards (14.5 avg.) and 2 TDs.

SOPHOMORE (2016): 24 receptions for 275 yards (11.5 avg.) with 4 TDs; 3 carries for 67 yards (22.3 avg.).

OFF THE FIELD

PERSONAL:

- MAJOR:** Social psychology.

TAHJ WASHINGTON'S NFL REGULAR SEASON RUSHING/RECEIVING STATISTICS

| DATE | TEAM | GP | GS | NO. | RECEIVING | | LG | TD | NO. | RUSHING | | LG | TD |
|------------|-------|----|----|-----|-----------|------|----|----|-----|---------|------|----|----|
| | | | | | YDS. | AVG. | | | | YDS. | AVG. | | |
| 2024 | Miami | 0 | 0 | 0 | 0 | 0.0 | 0 | 0 | 0 | 0 | 0.0 | 0 | 0 |
| 2025 | Miami | 1 | 0 | 0 | 0 | 0.0 | 0 | 0 | 0 | 0 | 0.0 | 0 | 0 |
| NFL TOTALS | | 1 | 0 | 0 | 0 | 0.0 | 0 | 0 | 0 | 0 | 0.0 | 0 | 0 |

2024 GXG REGULAR-SEASON (MIAMI)

| DATE | OPPONENT | P/S | NO. | RECEIVING | | LG | TD | NO. | RUSHING | | LG | TD | W/L | SCORE |
|-------|-----------------|-----|-----|-----------|------|----|----|-----------------|---------|------|----|----|-----|--------|
| | | | | YDS. | AVG. | | | | YDS. | AVG. | | | | |
| 09/08 | Jacksonville | | | | | | | INJURED RESERVE | | | | | W | 20-17 |
| 09/22 | at Seattle | | | | | | | INJURED RESERVE | | | | | L | 3-24 |
| 09/30 | Tennessee | | | | | | | INJURED RESERVE | | | | | L | 12-31 |
| 10/06 | at New England | | | | | | | INJURED RESERVE | | | | | W | 15-10 |
| 10/20 | at Indianapolis | | | | | | | INJURED RESERVE | | | | | L | 10-16 |
| 10/27 | Arizona | | | | | | | INJURED RESERVE | | | | | L | 27-28 |
| 11/03 | at Buffalo | | | | | | | INJURED RESERVE | | | | | L | 27-30 |
| 11/11 | at L.A. Rams | | | | | | | INJURED RESERVE | | | | | W | 23-15 |
| 11/17 | Las Vegas | | | | | | | INJURED RESERVE | | | | | W | 34-19 |
| 11/24 | New England | | | | | | | INJURED RESERVE | | | | | W | 34-15 |
| 11/28 | at Green Bay | | | | | | | INJURED RESERVE | | | | | L | 17-30 |
| 12/08 | N.Y. Jets | | | | | | | INJURED RESERVE | | | | | W | 32-26+ |
| 12/15 | at Houston | | | | | | | INJURED RESERVE | | | | | L | 12-20 |
| 12/22 | San Francisco | | | | | | | INJURED RESERVE | | | | | W | 29-17 |



| | | | | | | | | | | | | | | | | | | | | | |
|--------------|--------------|-----|---|---|-----|---|---|---|---|-----|---|---|---|-----|--|--|--|-----------------|--|---|-------|
| 12/29 | at Cleveland | | | | | | | | | | | | | | | | | INJURED RESERVE | | W | 20-3 |
| 01/05 | at N.Y. Jets | | | | | | | | | | | | | | | | | INJURED RESERVE | | L | 20-32 |
| 2024 TOTALS | | 0-0 | 0 | 0 | 0.0 | 0 | 0 | 0 | 0 | 0.0 | 0 | 0 | 0 | 8-8 | | | | | | | |
| + - Overtime | | | | | | | | | | | | | | | | | | | | | |

| 2025 GXG REGULAR-SEASON (MIAMI) | | | | | | | | | | | | | | | | | | |
|---------------------------------|-----------------|-----|-----------|------|------|-----|---|----|----------|---------|------|------|---|---|----|----|-----|-------|
| DATE | OPPONENT | P/S | RECEIVING | | | | | LG | TD | RUSHING | | | | | LG | TD | W/L | SCORE |
| | | | NO. | YDS. | AVG. | | | | | NO. | YDS. | AVG. | | | | | | |
| 09/07 | at Indianapolis | | | | | | | | INACTIVE | | | | | | | | L | 8-33 |
| 09/14 | New England | | | | | | | | INACTIVE | | | | | | | | L | 27-33 |
| 09/18 | at Buffalo | | | | | | | | INACTIVE | | | | | | | | L | 21-31 |
| 09/29 | N.Y. Jets | | | | | | | | INACTIVE | | | | | | | | W | 27-21 |
| 10/05 | at Carolina | P | 0 | 0 | 0.0 | 0 | 0 | 0 | 0 | 0 | 0 | 0.0 | 0 | 0 | 0 | 0 | L | 24-27 |
| 2025 TOTALS | | | 1-0 | 0 | 0 | 0.0 | 0 | 0 | 0 | 0 | 0 | 0.0 | 0 | 0 | 0 | 0 | 1-4 | |



18 NICK WESTBROOK-IKHINE

WIDE RECEIVER // 6'2" // 211 // INDIANA '20

ACQUIRED: UFA, '25 (TEN.)

HOMETOWN: LAKE MARY, FLA. // BORN: 03/21/97

NFL SEASON: SIXTH SEASON // DOLPHINS SEASON: FIRST SEASON

NFL CAREER

TRANSACTIONS:

- Signed by Miami as an unrestricted free agent from Tennessee on March 13, 2025.
- Signed to Tennessee's active roster on Sept. 16, 2020.
- Signed to Tennessee's practice squad on Sept. 6, 2020.
- Waived by Tennessee on Sept. 5, 2020.
- Signed by Tennessee as an undrafted college free agent on May 7, 2020.

CAREER HONORS:

- 2021 Ed Block Courage Award (Tennessee recipient).

CAREER HIGHLIGHTS:

- Played in 83 career games with 39 starts.
- 130 receptions for 1,799 yards (13.0 avg.) and 19 TDs.
- 8 special teams tackles (6 solo).
- 4 miscellaneous tackles.
- 1 miscellaneous fumble recovery.
- Played in 2 postseason games with Tennessee.
- His 9 receiving TDs were tied for the 9th-most in the NFL in 2024:

MOST RECEIVING TOUCHDOWNS (2024)

| PLAYER | TEAM | REC | YDS | TDs |
|--------------------------|------|-----|-------|-----|
| 1. Ja'Marr Chase | Cin. | 127 | 1,708 | 17 |
| 2. Terry McLaurin | Was. | 82 | 1,096 | 13 |
| 3. Amon-Ra St. Brown | Det. | 115 | 1,263 | 12 |
| 4. Mike Evans | TB | 74 | 1,004 | 11 |
| Mark Andrews | Bal. | 55 | 673 | 11 |
| 6. Justin Jefferson | Min. | 103 | 1,533 | 10 |
| Brian Thomas Jr. | Jax. | 87 | 1,282 | 10 |
| Tee Higgins | Cin. | 73 | 911 | 10 |
| 9. NICK WESTBROOK-IKHINE | TEN. | 32 | 497 | 9 |
| Drake London | Atl. | 100 | 1,271 | 9 |
| Jordan Addison | Min. | 63 | 875 | 9 |
| Rashod Bateman | Bal. | 45 | 756 | 9 |

- His 98-yard TD vs. Minnesota on Nov. 17, 2024 was the longest offensive TD in 2024:

LONGEST OFFENSIVE TOUCHDOWNS (2024)

| PLAYER | TEAM | DATE | OPP. | LG |
|--------------------------|------|----------|------|-----|
| 1. NICK WESTBROOK-IKHINE | TEN. | 11/17/24 | MIN. | 98Y |
| 2. Justin Jefferson | Min. | 9/15/24 | SF | 97Y |
| 3. Marvin Mims | Den. | 12/2/24 | Cle. | 93Y |
| 4. Darnell Pierce | Hou. | 1/5/25 | Ten. | 92Y |
| 5. Jerry Jeudy | Cle. | 11/17/24 | NO | 89Y |

2025 (MIAMI):

- Played in 5 games.
- 4 receptions for 26 yards (6.5 avg.).
- 1 solo special teams tackle.

AT INDIANAPOLIS (9/7): 1 reception for 7 yards.

- Made his Dolphins debut.

AT NEW ENGLAND (9/14): 2 receptions for 18 yards (9.0 avg.).

2024 (TENNESSEE):

- Played in all 17 games with 9 starts.
- 32 receptions for 497 yards (15.5 avg.) and 9 TDs.
- 2 solo special teams tackles.
- 2 miscellaneous tackles.

AT DETROIT (10/27): 2 receptions for 39 yards (19.5 avg.) and 1 TD.

- Caught a 5-yard TD pass from QB Mason Rudolph with 13:18 remaining in the 2nd quarter to tie the game at 14-14.

VS. NEW ENGLAND (11/3): 5 receptions for 50 yards (10.0 avg.) and 1 TD.

- Caught a 6-yard touchdown pass from QB Mason Rudolph to give Tennessee a 17-10 lead with 4:27 remaining in the 3rd quarter.
- It was his 4th consecutive game with a receiving TD, tied for the 3rd-longest streak by a Titan since the team moved to Tennessee in 1997.

VS. MINNESOTA (11/17): 2 receptions for 117 yards (58.5 avg.) and 1 TD.

- Caught a 98-yard TD pass from QB Will Levis with 7:00 remaining in the 3rd quarter.
- It tied the franchise record for the longest receiving touchdown in Titans history and was the longest offensive play in the NFL in 2024.

2023 (TENNESSEE):

- Played in 14 games with 9 starts.
- Missed the final 3 games of the season after being placed on injured reserve on Dec. 20.
- 28 receptions for 370 yards (13.2 avg.) and 3 TDs.

VS. L.A. CHARGERS (9/17): 3 receptions for 25 yards (8.3 avg.) and 1 TD.

- Caught a 4-yard TD pass from QB Ryan Tannehill to give Tennessee a 24-21 lead with 2:22 remaining in the 3rd quarter.

VS. CINCINNATI (10/1): 5 receptions for 51 yards (10.2 avg.) and 1 TD.

- Caught a 13-yard TD pass from QB Ryan Tannehill to give Tennessee a 10-3 lead with 6:31 remaining in the 2nd quarter.

VS. ATLANTA (10/29): 1 reception for 33 yards and 1 TD.

- Caught a 33-yard TD pass from QB Ryan Tannehill with 6:59 remaining in the 4th quarter.

2022 (TENNESSEE):

- Played in all 17 games with 13 starts.
- 25 receptions for 397 yards (15.9 avg.) and 3 TDs.
- 1 miscellaneous tackle.
- 1 fumble recovery.

AT WASHINGTON (10/9): 2 receptions for 72 yards (36.0 avg.).



VS. DENVER (11/13): 5 receptions for 119 yards (23.8 avg.) and 2 TDs.

- Caught a 9-yard TD pass from QB Ryan Tannehill with 0:12 remaining in the 2nd quarter.
- Caught a 63-yard TD pass from QB Ryan Tannehill to give Tennessee a 14-10 lead with 5:14 remaining in the 3rd quarter.
- It marked his 1st career game with multiple TDs.

2021 (TENNESSEE):

- Played in 16 games with 7 starts.
- Inactive for 1 game.
- 38 receptions for 476 yards (12.5 avg.) and 4 TDs.
- 3 special teams tackles (1 solo).

VS. INDIANAPOLIS (9/26): 4 receptions for 53 yards (13.3 avg.) and 1 TD.

- Caught an 18-yard TD pass from QB Ryan Tannehill to give Tennessee a 14-7 lead with 5:56 remaining in the 2nd quarter.
- It was his 1st career TD.

VS. HOUSTON (11/21): 7 receptions for 107 yards (15.3 avg.).

- It was his 1st career game with 100-plus receiving yards.

AT HOUSTON (1/9): 4 receptions for 78 yards (19.5 avg.) and 1 TD.

- Caught a 4-yard TD pass from QB Ryan Tannehill to extend Tennessee's lead to 21-0 with 0:11 remaining in the 2nd quarter.

POSTSEASON:

AFC DIVISIONAL VS. CINCINNATI (1/22): Played but did not record any stats.

HONORS:

- Ed Block Courage Award (Tennessee recipient).

2020 (TENNESSEE):

- Played in 14 games with 1 start.
- Inactive for 2 games.
- 3 receptions for 33 yards (11.0 avg.).
- 4 special teams tackles (2 solo).

VS. JACKSONVILLE (9/20): Played but did not record any stats.

- Made his NFL debut.

VS. BUFFALO (10/13): 1 reception for 7 yards.

- It was his 1st career reception.

POSTSEASON:

AFC WILD CARD VS. BALTIMORE (1/10): 2 receptions for 17 yards (8.5 avg.); 1 solo special teams tackle.

BEFORE THE NFL

COLLEGE (INDIANA):

- 4-year letterman (2015-16, 2018-19).

CAREER: Played in 52 games with 36 starts; 144 receptions for 2,226 yards (15.5 avg.) and 16 TDs; 1 carry for 3 yards and 1 TD; 1 solo tackle.

- Ranked 7th in receiving yards and touchdowns, tied for 8th in 100-yard games (6) and 9th in catches in school history.

- 4-time Academic All-Big Ten (2016-19).

REDSHIRT SENIOR (2019): Played in all 13 games with 12 starts; 42 receptions for 572 yards (13.6 avg.) and 5 TDs.

- Served as team captain.

REDSHIRT JUNIOR (2018): Started all 12 games; 42 receptions for 590 yards (14.0 avg.) and 4 TDs.

JUNIOR (2017): Suffered a season-ending knee injury on the 1st play of the season.

- Received medical redshirt.

SOPHOMORE (2016): Played in all 13 games with 12 starts; 54 receptions for 995 yards (18.4 avg.) and 6 TDs; 1 carry for 3 yards and 1 TD.

- All-Big Ten honorable mention.
- Finished 2nd in the Big Ten in receiving yards.

TRUE FRESHMAN (2015): Played in all 13 games; 6 receptions for 69 yards (11.5 avg.) and 1 TD.

HIGH SCHOOL (LAKE MARY HS – LAKE MARY, FLA.)

- Also competed in lacrosse and track and field.
- School record holder for receiving yards and TDs.

SENIOR (2014):

- Led team to an 11-2 record and district title.
- 84 receptions for 1,853 yards and 21 TDs.
- 1st-team all-state.

JUNIOR (2013):

- Led team to an 11-1 record and district title.
- 52 receptions for 826 passes and 13 TDs.

OFF THE FIELD

COMMUNITY:

- Partnered with Mars Inc. and visited the Nashville Humane Association to raise awareness for the 16th annual U.S. Mars Pet Adoption Weekend which helped cover more than \$100,000 in adoption fees around the country.
- Involved with Destiny Rescue, "a global, faith-based organization that rescues children out of sexual exploitation and human trafficking and most importantly helps them stay free."

PERSONAL:

- **PRONUNCIATION:** Last name is pronounced ih-KEY-nay.
- **MAJOR:** Business marketing.



NICK WESTBROOK-IKHINE'S NFL REGULAR SEASON RUSHING/RECEIVING STATISTICS

| DATE | TEAM | GP | GS | NO. | RECEIVING | | | | TD | NO. | RUSHING | | | | TD |
|------------|-----------|----|----|-----|-----------|------|-----|----|----|-----|---------|------|----|---|----|
| | | | | | YDS. | AVG. | LG | | | | YDS. | AVG. | LG | | |
| 2020 | Tennessee | 14 | 1 | 3 | 33 | 11.0 | 19 | 0 | 0 | 0 | 0 | 0.0 | 0 | 0 | 0 |
| 2021 | Tennessee | 16 | 7 | 38 | 476 | 12.5 | 46 | 4 | 0 | 0 | 0 | 0.0 | 0 | 0 | 0 |
| 2022 | Tennessee | 17 | 13 | 25 | 397 | 15.9 | 63t | 3 | 0 | 0 | 0 | 0.0 | 0 | 0 | 0 |
| 2023 | Tennessee | 14 | 9 | 28 | 370 | 13.2 | 33t | 3 | 0 | 0 | 0 | 0.0 | 0 | 0 | 0 |
| 2024 | Tennessee | 17 | 9 | 32 | 497 | 15.5 | 98t | 9 | 0 | 0 | 0 | 0.0 | 0 | 0 | 0 |
| 2025 | Miami | 5 | 0 | 4 | 26 | 6.5 | 11 | 0 | 0 | 0 | 0 | 0.0 | 0 | 0 | 0 |
| NFL TOTALS | | 83 | 39 | 130 | 1,799 | 13.8 | 98t | 19 | 0 | 0 | 0 | 0.0 | 0 | 0 | 0 |

NICK WESTBROOK-IKHINE'S NFL POSTSEASON RUSHING/RECEIVING STATISTICS

| DATE | TEAM | GP | GS | NO. | RECEIVING | | | | TD | NO. | RUSHING | | | | TD |
|------------|-----------|----|----|-----|-----------|------|----|---|----|-----|---------|------|----|---|----|
| | | | | | YDS. | AVG. | LG | | | | YDS. | AVG. | LG | | |
| 2020 | Tennessee | 1 | 0 | 2 | 17 | 8.5 | 12 | 0 | 0 | 0 | 0 | 0.0 | 0 | 0 | 0 |
| 2021 | Tennessee | 1 | 0 | 0 | 0 | 0.0 | 0 | 0 | 0 | 0 | 0 | 0.0 | 0 | 0 | 0 |
| NFL TOTALS | | 2 | 0 | 2 | 17 | 8.5 | 12 | 0 | 0 | 0 | 0 | 0.0 | 0 | 0 | 0 |

SINGLE-GAME HIGHS: RECEIVING

Receptions
Receiving Yards
Receiving Average
Longest Receptions
Receiving TDs

7 vs. Houston, Nov 21, 2021
119 vs. Denver, Nov 13, 2022
23.8 vs. Denver, Nov 13, 2022
98t vs. Minnesota, Nov 17, 2024
2 vs. Denver, Nov 13, 2022

All-Purpose Yards
Special Teams Tackles

Most TDs
Miscellaneous Tackles
Scrimmage Yards

119 vs. Denver, Nov 13, 2022
1 at Indianapolis, Oct 31, 2021
...4 more at 1.
2 vs. Denver, Nov 13, 2022
1 at Buffalo, Sep 19, 2022
119 vs. Denver, Nov 13, 2022

100-YARD RECEIVING GAMES (3): REGULAR SEASON

| DATE | TEAM | NO. | YDS. | AVG. | LG | TD |
|----------|-----------|-----|------|------|-----|----|
| 11/21/21 | HOUSTON | 7 | 107 | 15.3 | 46 | 0 |
| 11/13/22 | DENVER | 5 | 119 | 23.8 | 63t | 2 |
| 11/17/24 | MINNESOTA | 2 | 117 | 58.5 | 98t | 1 |

2020 GXG REGULAR-SEASON (TENNESSEE)

| DATE | OPPONENT | P/S | RECEIVING | | | | | RUSHING | | | | | W/L | SCORE |
|-------------|-----------------|-----|-----------|------|------|------|----------|---------|------|------|-----|----|------|--------|
| | | | NO. | YDS. | AVG. | LG | TD | NO. | YDS. | AVG. | LG | TD | | |
| 09/14 | at Denver | | | | | | INACTIVE | | | | | | W | 16-14 |
| 09/20 | Jacksonville | P | 0 | 0 | 0.0 | 0 | 0 | 0 | 0 | 0.0 | 0 | 0 | W | 33-30 |
| 09/27 | at Minnesota | P | 0 | 0 | 0.0 | 0 | 0 | 0 | 0 | 0.0 | 0 | 0 | W | 31-30 |
| 10/13 | Buffalo | P | 1 | 7 | 7.0 | 7 | 0 | 0 | 0 | 0.0 | 0 | 0 | W | 42-16 |
| 10/18 | Houston | S | 0 | 0 | 0.0 | 0 | 0 | 0 | 0 | 0.0 | 0 | 0 | W | 42-36+ |
| 10/25 | Pittsburgh | P | 0 | 0 | 0.0 | 0 | 0 | 0 | 0 | 0.0 | 0 | 0 | L | 24-27 |
| 11/01 | at Cincinnati | P | 0 | 0 | 0.0 | 0 | 0 | 0 | 0 | 0.0 | 0 | 0 | L | 20-31 |
| 11/08 | Chicago | P | 0 | 0 | 0.0 | 0 | 0 | 0 | 0 | 0.0 | 0 | 0 | W | 24-17 |
| 11/12 | Indianapolis | P | 0 | 0 | 0.0 | 0 | 0 | 0 | 0 | 0.0 | 0 | 0 | L | 17-34 |
| 11/22 | at Baltimore | P | 1 | 7 | 7.0 | 7 | 0 | 0 | 0 | 0.0 | 0 | 0 | W | 30-24+ |
| 11/29 | at Indianapolis | P | 0 | 0 | 0.0 | 0 | 0 | 0 | 0 | 0.0 | 0 | 0 | W | 45-26 |
| 12/06 | Cleveland | | | | | | INACTIVE | | | | | | L | 35-41 |
| 12/13 | at Jacksonville | P | 0 | 0 | 0.0 | 0 | 0 | 0 | 0 | 0.0 | 0 | 0 | W | 31-10 |
| 12/20 | Detroit | P | 0 | 0 | 0.0 | 0 | 0 | 0 | 0 | 0.0 | 0 | 0 | W | 46-25 |
| 12/27 | at Green Bay | P | 1 | 19 | 19.0 | 19 | 0 | 0 | 0 | 0.0 | 0 | 0 | L | 14-40 |
| 01/03 | at Houston | P | 0 | 0 | 0.0 | 0 | 0 | 0 | 0 | 0.0 | 0 | 0 | W | 41-38 |
| 2020 TOTALS | | | 14-1 | 3 | 33 | 11.0 | 19 | 0 | 0 | 0 | 0.0 | 0 | 11-5 | |

+ - Overtime

2021 GXG REGULAR-SEASON (TENNESSEE)

| DATE | OPPONENT | P/S | RECEIVING | | | | | RUSHING | | | | | W/L | SCORE |
|-------|-----------------|-----|-----------|------|------|-----|----------|---------|------|------|----|----|-----|--------|
| | | | NO. | YDS. | AVG. | LG | TD | NO. | YDS. | AVG. | LG | TD | | |
| 09/12 | Arizona | P | 1 | 10 | 10.0 | 10 | 0 | 0 | 0 | 0.0 | 0 | 0 | L | 13-38 |
| 09/19 | at Seattle | P | 1 | 6 | 6.0 | 6 | 0 | 0 | 0 | 0.0 | 0 | 0 | W | 33-30+ |
| 09/26 | Indianapolis | S | 4 | 53 | 13.3 | 18t | 1 | 0 | 0 | 0.0 | 0 | 0 | W | 25-16 |
| 10/03 | at N.Y. Jets | S | 3 | 29 | 9.7 | 18 | 0 | 0 | 0 | 0.0 | 0 | 0 | L | 24-27+ |
| 10/10 | at Jacksonville | | | | | | INACTIVE | | | | | | W | 37-19 |
| 10/18 | Buffalo | P | 3 | 27 | 9.0 | 14 | 0 | 0 | 0 | 0.0 | 0 | 0 | W | 34-31 |
| 10/24 | Kansas City | P | 0 | 0 | 0.0 | 0 | 0 | 0 | 0 | 0.0 | 0 | 0 | W | 27-3 |
| 10/31 | at Indianapolis | P | 2 | 16 | 8.0 | 11 | 1 | 0 | 0 | 0.0 | 0 | 0 | W | 34-31+ |
| 11/07 | at L.A. Rams | P | 1 | 14 | 14.0 | 14 | 0 | 0 | 0 | 0.0 | 0 | 0 | W | 28-16 |
| 11/14 | New Orleans | S | 1 | 10 | 10.0 | 10 | 0 | 0 | 0 | 0.0 | 0 | 0 | W | 23-21 |
| 11/21 | Houston | P | 7 | 107 | 15.3 | 46 | 0 | 0 | 0 | 0.0 | 0 | 0 | L | 13-22 |
| 11/28 | at New England | S | 2 | 25 | 12.5 | 24 | 1 | 0 | 0 | 0.0 | 0 | 0 | L | 13-36 |
| 12/12 | Jacksonville | S | 3 | 31 | 10.3 | 15 | 0 | 0 | 0 | 0.0 | 0 | 0 | W | 20-0 |
| 12/19 | at Pittsburgh | S | 4 | 32 | 8.0 | 12 | 0 | 0 | 0 | 0.0 | 0 | 0 | L | 13-19 |
| 12/23 | San Francisco | P | 2 | 38 | 19.0 | 24 | 0 | 0 | 0 | 0.0 | 0 | 0 | W | 20-17 |
| 01/02 | Miami | S | 0 | 0 | 0.0 | 0 | 0 | 0 | 0 | 0.0 | 0 | 0 | W | 34-3 |



| | | | | | | | | | | | | | | |
|--------------|------------|---|------|----|------|------|----|---|---|-----|-----|---|------|-------|
| 01/09 | at Houston | P | 4 | 78 | 19.5 | 36 | 1 | 0 | 0 | 0.0 | 0 | 0 | W | 28-25 |
| 2021 TOTALS | | | 16-7 | 38 | 476 | 12.5 | 46 | 4 | 0 | 0 | 0.0 | 0 | 12-5 | |
| + - Overtime | | | | | | | | | | | | | | |

2022 GXG REGULAR-SEASON (TENNESSEE)

| DATE | OPPONENT | P/S | RECEIVING | | | | | RUSHING | | | | | W/L | SCORE |
|--------------|------------------|-----|-----------|------|------|------|-----|---------|------|------|-----|----|------|--------|
| | | | NO. | YDS. | AVG. | LG | TD | NO. | YDS. | AVG. | LG | TD | | |
| 09/11 | N.Y. Giants | S | 1 | 13 | 13.0 | 13 | 0 | 0 | 0 | 0.0 | 0 | 0 | L | 20-21 |
| 09/19 | at Buffalo | S | 1 | 13 | 13.0 | 13 | 0 | 0 | 0 | 0.0 | 0 | 0 | L | 7-41 |
| 09/25 | Las Vegas | S | 3 | 40 | 13.3 | 15 | 0 | 0 | 0 | 0.0 | 0 | 0 | W | 24-22 |
| 10/02 | at Indianapolis | P | 0 | 0 | 0.0 | 0 | 0 | 0 | 0 | 0.0 | 0 | 0 | W | 24-17 |
| 10/09 | at Washington | S | 2 | 72 | 36.0 | 61 | 0 | 0 | 0 | 0.0 | 0 | 0 | W | 21-17 |
| 10/23 | Indianapolis | S | 0 | 0 | 0.0 | 0 | 0 | 0 | 0 | 0.0 | 0 | 0 | W | 19-10 |
| 10/30 | at Houston | S | 0 | 0 | 0.0 | 0 | 0 | 0 | 0 | 0.0 | 0 | 0 | W | 17-10 |
| 11/06 | at Kansas City | P | 0 | 0 | 0.0 | 0 | 0 | 0 | 0 | 0.0 | 0 | 0 | L | 17-20+ |
| 11/13 | Denver | S | 5 | 119 | 23.8 | 63t | 2 | 0 | 0 | 0.0 | 0 | 0 | W | 17-10 |
| 11/17 | at Green Bay | S | 2 | 28 | 14.0 | 19 | 0 | 0 | 0 | 0.0 | 0 | 0 | W | 27-17 |
| 11/27 | Cincinnati | S | 4 | 58 | 14.5 | 25 | 0 | 0 | 0 | 0.0 | 0 | 0 | L | 16-20 |
| 12/04 | at Philadelphia | P | 1 | 4 | 4.0 | 4 | 0 | 0 | 0 | 0.0 | 0 | 0 | L | 10-35 |
| 12/11 | Jacksonville | S | 3 | 23 | 7.7 | 13 | 1 | 0 | 0 | 0.0 | 0 | 0 | L | 22-36 |
| 12/18 | at L.A. Chargers | S | 0 | 0 | 0.0 | 0 | 0 | 0 | 0 | 0.0 | 0 | 0 | L | 14-17 |
| 12/24 | Houston | S | 2 | 23 | 11.5 | 14 | 0 | 0 | 0 | 0.0 | 0 | 0 | L | 14-19 |
| 12/29 | Dallas | S | 1 | 4 | 4.0 | 4 | 0 | 0 | 0 | 0.0 | 0 | 0 | L | 13-27 |
| 01/07 | at Jacksonville | P | 0 | 0 | 0.0 | 0 | 0 | 0 | 0 | 0.0 | 0 | 0 | L | 16-20 |
| 2022 TOTALS | | | 17-13 | 25 | 397 | 15.9 | 63t | 3 | 0 | 0 | 0.0 | 0 | 7-10 | |
| + - Overtime | | | | | | | | | | | | | | |

2023 GXG REGULAR-SEASON (TENNESSEE)

| DATE | OPPONENT | P/S | RECEIVING | | | | | RUSHING | | | | | W/L | SCORE |
|--------------|-----------------|-----|-----------|------|------|------|-----|---------|------|------|-----|----|------|--------|
| | | | NO. | YDS. | AVG. | LG | TD | NO. | YDS. | AVG. | LG | TD | | |
| 09/10 | at New Orleans | P | 4 | 58 | 14.5 | 24 | 0 | 0 | 0 | 0.0 | 0 | 0 | L | 15-16 |
| 09/17 | L.A. Chargers | S | 3 | 25 | 8.3 | 14 | 1 | 0 | 0 | 0.0 | 0 | 0 | W | 27-24+ |
| 09/24 | at Cleveland | P | 0 | 0 | 0.0 | 0 | 0 | 0 | 0 | 0.0 | 0 | 0 | L | 3-27 |
| 10/01 | Cincinnati | S | 5 | 51 | 10.2 | 22 | 1 | 0 | 0 | 0.0 | 0 | 0 | W | 27-3 |
| 10/08 | at Indianapolis | S | 1 | 9 | 9.0 | 9 | 0 | 0 | 0 | 0.0 | 0 | 0 | L | 16-23 |
| 10/15 | Baltimore | S | 3 | 25 | 8.3 | 10 | 0 | 0 | 0 | 0.0 | 0 | 0 | L | 16-24 |
| 10/29 | Atlanta | P | 1 | 33 | 33.0 | 33t | 1 | 0 | 0 | 0.0 | 0 | 0 | W | 28-23 |
| 11/02 | at Pittsburgh | P | 1 | 23 | 23.0 | 23 | 0 | 0 | 0 | 0.0 | 0 | 0 | L | 16-20 |
| 11/12 | at Tampa Bay | P | 1 | 9 | 9.0 | 9 | 0 | 0 | 0 | 0.0 | 0 | 0 | L | 6-20 |
| 11/19 | at Jacksonville | S | 1 | 7 | 7.0 | 7 | 0 | 0 | 0 | 0.0 | 0 | 0 | L | 14-34 |
| 11/26 | Carolina | S | 4 | 41 | 10.3 | 18 | 0 | 0 | 0 | 0.0 | 0 | 0 | W | 17-10 |
| 12/03 | Indianapolis | S | 1 | 28 | 28.0 | 28 | 0 | 0 | 0 | 0.0 | 0 | 0 | L | 28-31+ |
| 12/11 | at Miami | S | 2 | 28 | 14.0 | 23 | 0 | 0 | 0 | 0.0 | 0 | 0 | W | 28-27 |
| 12/17 | Houston | S | 1 | 33 | 33.0 | 33 | 0 | 0 | 0 | 0.0 | 0 | 0 | L | 16-19+ |
| 12/24 | Seattle | | | | | | | | | | | | L | 17-20 |
| 12/31 | at Houston | | | | | | | | | | | | L | 3-26 |
| 01/07 | Jacksonville | | | | | | | | | | | | W | 28-20 |
| 2023 TOTALS | | | 14-9 | 28 | 370 | 13.2 | 33t | 3 | 0 | 0 | 0.0 | 0 | 6-11 | |
| + - Overtime | | | | | | | | | | | | | | |

2024 GXG REGULAR-SEASON (TENNESSEE)

| DATE | OPPONENT | P/S | RECEIVING | | | | | RUSHING | | | | | W/L | SCORE |
|--------------|------------------|-----|-----------|------|------|------|-----|---------|------|------|-----|----|------|--------|
| | | | NO. | YDS. | AVG. | LG | TD | NO. | YDS. | AVG. | LG | TD | | |
| 09/08 | at Chicago | P | 0 | 0 | 0.0 | 0 | 0 | 0 | 0 | 0.0 | 0 | 0 | L | 17-24 |
| 09/15 | N.Y. Jets | P | 0 | 0 | 0.0 | 0 | 0 | 0 | 0 | 0.0 | 0 | 0 | L | 17-24 |
| 09/22 | Green Bay | P | 0 | 0 | 0.0 | 0 | 0 | 0 | 0 | 0.0 | 0 | 0 | L | 14-30 |
| 09/30 | at Miami | P | 0 | 0 | 0.0 | 0 | 0 | 0 | 0 | 0.0 | 0 | 0 | W | 31-12 |
| 10/13 | Indianapolis | P | 1 | 9 | 9.0 | 9t | 1 | 0 | 0 | 0.0 | 0 | 0 | L | 17-20 |
| 10/20 | at Buffalo | P | 2 | 10 | 5.0 | 6 | 1 | 0 | 0 | 0.0 | 0 | 0 | L | 10-34 |
| 10/27 | at Detroit | S | 2 | 39 | 19.5 | 34 | 1 | 0 | 0 | 0.0 | 0 | 0 | L | 14-52 |
| 11/03 | New England | S | 5 | 50 | 10.0 | 14 | 1 | 0 | 0 | 0.0 | 0 | 0 | W | 20-17+ |
| 11/10 | at L.A. Chargers | S | 3 | 31 | 10.3 | 13 | 0 | 0 | 0 | 0.0 | 0 | 0 | L | 17-27 |
| 11/17 | Minnesota | P | 2 | 117 | 58.5 | 98t | 1 | 0 | 0 | 0.0 | 0 | 0 | L | 13-23 |
| 11/24 | at Houston | S | 2 | 48 | 24.0 | 38t | 1 | 0 | 0 | 0.0 | 0 | 0 | W | 32-27 |
| 12/01 | at Washington | S | 3 | 61 | 20.3 | 27t | 2 | 0 | 0 | 0.0 | 0 | 0 | L | 19-42 |
| 12/08 | Jacksonville | S | 1 | 19 | 19.0 | 19 | 0 | 0 | 0 | 0.0 | 0 | 0 | L | 6-10 |
| 12/15 | Cincinnati | S | 2 | 9 | 4.5 | 5 | 0 | 0 | 0 | 0.0 | 0 | 0 | L | 27-37 |
| 12/22 | at Indianapolis | P | 2 | 17 | 8.5 | 11 | 1 | 0 | 0 | 0.0 | 0 | 0 | L | 30-38 |
| 12/29 | at Jacksonville | S | 3 | 37 | 12.3 | 18 | 0 | 0 | 0 | 0.0 | 0 | 0 | L | 13-20 |
| 01/05 | Houston | S | 4 | 50 | 12.5 | 19 | 0 | 0 | 0 | 0.0 | 0 | 0 | L | 14-23 |
| 2024 TOTALS | | | 17-9 | 32 | 497 | 15.5 | 98t | 9 | 0 | 0 | 0.0 | 0 | 3-14 | |
| + - Overtime | | | | | | | | | | | | | | |



2025 GXG REGULAR-SEASON (MIAMI)

| DATE | OPPONENT | P/S | RECEIVING | | | | | RUSHING | | | | | W/L | SCORE |
|-------------|-----------------|-----|-----------|------|------|-----|----|---------|------|------|-----|----|-----|-------|
| | | | NO. | YDS. | AVG. | LG | TD | NO. | YDS. | AVG. | LG | TD | | |
| 09/07 | at Indianapolis | P | 1 | 7 | 7.0 | 7 | 0 | 0 | 0 | 0.0 | 0 | 0 | L | 8-33 |
| 09/14 | New England | P | 2 | 18 | 9.0 | 11 | 0 | 0 | 0 | 0.0 | 0 | 0 | L | 27-33 |
| 09/18 | at Buffalo | P | 0 | 0 | 0.0 | 0 | 0 | 0 | 0 | 0.0 | 0 | 0 | L | 21-31 |
| 09/29 | N.Y. Jets | P | 1 | 1 | 1.0 | 1 | 0 | 0 | 0 | 0.0 | 0 | 0 | W | 27-21 |
| 10/05 | at Carolina | P | 0 | 0 | 0.0 | 0 | 0 | 0 | 0 | 0.0 | 0 | 0 | L | 24-27 |
| 2025 TOTALS | | | 5-0 | 4 | 26 | 6.5 | 11 | 0 | 0 | 0 | 0.0 | 0 | 0 | 1-4 |



0 ZACH WILSON

QUARTERBACK // 6'2" // 214 // BYU '21

ACQUIRED: UFA, '25 (DEN.)

HOMETOWN: DRAPER, UTAH // BORN: 08/03/99

NFL SEASON: ROOKIE SEASON // DOLPHINS SEASON: FIRST SEASON



NFL CAREER

TRANSACTIONS:

- Signed by Miami as an unrestricted free agent from Denver on March 17, 2025.
- Traded from the N.Y. Jets to Denver on April 24, 2024.
- 1st-round pick (2nd overall) by the N.Y. Jets in the 2021 NFL Draft.

CAREER HONORS:

- Pepsi Zero Sugar NFL Rookie of the Week (vs. Jacksonville, 12/26/21).
- Pepsi Zero Sugar NFL Rookie of the Week (vs. Philadelphia, 12/5/21).
- Pepsi Zero Sugar NFL Rookie of the Week (vs. Tennessee, 10/3/21).

CAREER HIGHLIGHTS:

- Played in 35 career games with 33 starts.
- 571-of-1,001 passing (57.0 pct.) for 6,325 yards, 23 TDs and a QB rating of 73.2.
- 94 carries for 501 yards (5.3 avg.) and 5 TDs.
- 1 reception for 2 yards and 1 TD.
- 5 miscellaneous fumble recoveries.
- 3 miscellaneous tackles.
- Is a 2-time team captain (2021-22).

2025 (MIAMI):

- Played in 1 game.
- Dressed but did not play in 4 games.
- 5-of-8 passing (62.5 pct.) for 32 yards and a QB rating of 70.8.
- 1 carry for 3 yards.

AT INDIANAPOLIS (9/7): 5-of-8 passing (62.5 pct.) for 32 yards and a QB rating of 70.8; 1 carry for 3 yards.

- Made his Dolphins debut.

2024 (DENVER):

- Inactive for all 17 games.

POSTSEASON:

AFC WILD CARD AT BUFFALO (1/12): Inactive.

2023 (N.Y. JETS):

- Played in 12 games with 11 starts.
- Inactive for 4 games.
- Missed the final game of the season after being placed on injured reserve on Jan. 6, 2024.
- 221-of-368 passing (60.1 pct.) for 2,271 yards, 8 TDs and a QB rating of 77.2.
- 36 carries for 211 yards (5.9 avg.).
- 1 miscellaneous tackle.
- 1 miscellaneous fumble recovery.

VS. BUFFALO (9/11): 14-of-21 passing (66.7 pct.) for 140 yards, 1 TD and a QB rating of 81.4; 4 carries for 6 yards (1.5 avg.); 1 miscellaneous tackle.

- Completed a 3-yard TD pass to WR Garrett Wilson with

4:55 remaining in the 4th quarter to tie the score 13-13.

- Helped lead the Jets to an overtime victory over Buffalo in the season opener after entering in relief of injured QB Aaron Rodgers.

VS. KANSAS CITY (10/1): 28-of-39 passing (71.8 pct.) for 245 yards, 2 TDs and a QB rating of 105.2; 2 carries for 14 yards (7.0 avg.).

- Connected with TE C.J. Uzomah for a 1-yard TD pass with 6:26 remaining in the 2nd quarter.
- Completed a 10-yard TD pass to WR Allen Lazard with 10:40 remaining in the 3rd quarter to tie the game, 20-20.

VS. HOUSTON (12/10): 27-of-36 passing (75.0 pct.) for 301 yards, 2 TDs and a QB rating of 117.9; 3 carries for 12 yards (4.0 avg.).

- Connected with WR Randall Cobb on a 15-yard TD pass with 11:05 remaining in the 3rd quarter to give the N.Y. Jets a 7-0 lead.
- Found RB Breece Hall for a 3-yard TD to extend the N.Y. Jets lead to 21-6 with 9:27 remaining in the 4th quarter.

2022 (N.Y. JETS):

- Started 9 games.
- Dressed but did not play in 1 game.
- Inactive for 7 games.
- 132-of-242 passing (54.5 pct.) for 1,688 yards, 6 TDs and a QB rating of 72.8.
- 28 carries for 102 yards (3.6 avg.) and 1 TD.
- 1 reception for 2 yards and 1 TD.
- 1 miscellaneous tackle.
- Served as a team captain.

VS. MIAMI (10/9): 14-of-21 passing (66.7 pct.) for 210 yards and a QB rating of 99.3; 4 carries for 2 yards (0.5 avg.) and 1 TD.

- Scored a 5-yard rushing TD with 2:38 remaining in the 2nd quarter to extend the N.Y. Jets' lead.

VS. NEW ENGLAND (10/30): 20-of-41 passing (48.8 pct.) for 355 yards, 2 TDs and a QB rating of 64.6; 1 carry for 2 yards; 1 miscellaneous tackle.

- Connected with TE Tyler Conklin for an 8-yard and 9-yard TD in the 2nd quarter and 4th quarter.

VS. DETROIT (11/6): 18-of-35 passing (51.4 pct.) for 317 yards, 2 TDs and a QB rating of 89.8; 3 carries for 7 yards (2.3 avg.).

- Connected with TE C.J. Uzomah for a 40-yard TD with 14:06 remaining in the 2nd quarter and a 1-yard TD pass with 4:41 remaining in the 4th quarter to give the N.Y. Jets a 17-13 lead.

2021 (N.Y. JETS):

- Started in 13 games.
- Inactive for 4 games.
- 213-of-383 passing (55.6 pct.) for 2,334 yards, 9 TDs and a QB rating of 69.7.



- 29 carries for 185 yards (6.4 avg.) and 4 TDs.
- 3 miscellaneous fumble recoveries.
- Served as team captain.

AT CAROLINA (9/12): 20-of-37 passing (54.1 pct.) for 258 yards, 2 TDs and a QB rating of 82.9; 1 miscellaneous fumble recovery.

- Completed a 22-yard TD pass and an 8-yard TD pass to WR Corey Davis in the 2nd half.
- Made his NFL debut.

VS. TENNESSEE (10/3): 21-of-34 passing (61.2 pct.) for 297 yards, 2 TDs and a QB rating of 97.3; 3 carries for -2 yards (-0.7 avg.); 1 miscellaneous fumble recovery.

- Completed a 3-yard TD pass to WR Jamison Crowder in the 3rd quarter.
- Completed a 53-yard TD pass to WR Corey Davis with 9:06 remaining in the 3rd quarter to give the N.Y. Jets a 24-17 lead.
- Led a 13-play, 71-yard drive in overtime ending with a game-winning field goal by K Matt Ammendola.
- Earned his 1st career win and game-winning drive.

VS. PHILADELPHIA (12/5): 23-of-38 passing (60.5 pct.) for 292 yards, 2 TDs and a QB rating of 83.9; 3 carries for 0 yards and 1 TD.

- Connected with WR Elijah Moore for a 3-yard TD pass in the 1st quarter.
- Scored on a 1-yard TD run in the 1st quarter to give the N.Y. Jets a 12-7 lead.
- Found TE Ryan Griffin on a 1-yard TD pass in the 2nd quarter to give the N.Y. Jets an 18-14 lead.

VS. JACKSONVILLE (12/26): 14-of-22 passing (63.6 pct.) for 102 yards and 1 TD for a QB rating of 89.6; 4 carries for 91 yards (22.8 avg.) and 1 TD.

- Scored on a 52-yard TD run in the 1st quarter. It was the longest run by a N.Y. Jets QB in franchise history.
- Completed a 1-yard TD pass to OL Connor McDermott to extend the N.Y. Jets lead to 23-15 with 9:16 remaining in the 4th quarter.

HONORS:

- Pepsi Zero Sugar NFL Rookie of the Week (vs. Jacksonville, 12/26).
- Pepsi Zero Sugar NFL Rookie of the Week (vs. Philadelphia, 12/5).
- Pepsi Zero Sugar NFL Rookie of the Week (vs. Tennessee, 10/3).

BEFORE THE NFL

COLLEGE (BYU):

- 3-year starter (2018-20).
- Wilson is the highest-ever draft pick out of BYU (No. 2 overall, 2021).

CAREER: Played in 30 career games with 28 starts; 566-of-837 passing (67.6 pct.) for 7,652 yards and 56 TDs; 212 carries for 642 yards (3.0 avg.) and 15 TDs.

- Ranked 1st in completion percentage (67.6 pct.), tied for 8th in passing TDs (56) and 9th in passing yards (7,662) in school history.

JUNIOR (2020): Started 12 games; 247-of-336 passing (73.5 pct.) for 3,692 yards and 33 TDs; 70 carries for 254 yards (3.6 avg.) and 10 TDs.

- Finished 8th in Heisman Trophy voting.
- Co-Polynesian Player of the Year.
- Manning Award finalist.
- Set the BYU single-season completion percentage record (73.5 pct.), surpassing a record set by Steve Young in 1983 (71.3 pct.).
- Led BYU to an 11-1 record and No. 11 finish in the AP Poll, the Cougars highest end-of-season ranking since 1996 (No. 5).
- Served as team captain.

SOPHOMORE (2019): Started 9 games; 199-of-319 passing (62.4 avg.) for 2,382 yards and 9 TDs; 67 carries for 167 yards (2.5 avg.) and 3 TDs; 1 reception for 19 yards.

TRUE FRESHMAN (2018): Played in 9 games with 7 starts; 120-of-182 passing (65.9 avg.) for 1,578 yards and 12 TDs; 75 carries for 221 yards (2.9 avg.) and 2 TDs.

HIGH SCHOOL (CORNER CANYON HS – DRAPER, UTAH)

- Also played basketball.

SENIOR (2017): 2,986 passing yards and 24 TDs; 752 rushing yards and 8 TDs.

- 1st-team all-state and Mr. Utah runner-up.
- Led team to state semifinals and 11-1 record.

JUNIOR (2016): 2,708 passing yards and 20 TDs; 539 rushing yards.

OFF THE FIELD

PERSONAL:

- **MAJOR:** Construction management.

ZACH WILSON'S NFL REGULAR SEASON PASSING/RUSHING STATISTICS

| DATE | TEAM | GP | GS | PASSING | | | | | | | | | | RUSHING | | | | | |
|--------|-----------|----|----|---------|------|------|-------|------|----|------|-----|-----|-----|---------|-----|------|------|-----|----|
| | | | | ATT. | CMP. | PCT. | YDS | AVG. | TD | INT. | LG | SK | LST | RATE | NO. | YDS. | AVG. | LG | TD |
| 2021 | N.Y. Jets | 13 | 13 | 383 | 213 | 55.6 | 2,334 | 6.1 | 9 | 11 | 54 | 44 | 370 | 69.7 | 29 | 185 | 6.4 | 52t | 4 |
| 2022 | N.Y. Jets | 9 | 9 | 242 | 132 | 54.5 | 1,688 | 7.0 | 6 | 7 | 79 | 23 | 175 | 72.8 | 28 | 102 | 3.6 | 18 | 1 |
| 2023 | N.Y. Jets | 12 | 11 | 368 | 221 | 60.1 | 2,271 | 6.2 | 8 | 7 | 68t | 46 | 340 | 77.2 | 36 | 211 | 5.9 | 20 | 0 |
| 2024 | Denver | 0 | 0 | 0 | 0 | 0.0 | 0 | 0.0 | 0 | 0 | 0 | 0 | 0 | 0.0 | 0 | 0 | 0.0 | 0 | 0 |
| 2025 | Miami | 1 | 0 | 8 | 5 | 62.5 | 32 | 4.0 | 0 | 0 | 11 | 0 | 0 | 70.8 | 1 | 3 | 3.0 | 3 | 0 |
| TOTALS | | 35 | 33 | 1,001 | 571 | 57.0 | 6,325 | 6.3 | 23 | 25 | 79 | 113 | 885 | 73.2 | 94 | 501 | 5.3 | 52t | 5 |

ZACH WILSON'S NFL POSTSEASON PASSING/RUSHING STATISTICS

| DATE | TEAM | GP | GS | PASSING | | | | | | | | | | RUSHING | | | | | |
|--------|--------|----|----|---------|------|------|-----|------|----|------|----|----|-----|---------|-----|------|------|----|----|
| | | | | ATT. | CMP. | PCT. | YDS | AVG. | TD | INT. | LG | SK | LST | RATE | NO. | YDS. | AVG. | LG | TD |
| 2024 | Denver | 0 | 0 | 0 | 0 | 0.0 | 0 | 0.0 | 0 | 0 | 0 | 0 | 0 | 0.0 | 0 | 0 | 0.0 | 0 | 0 |
| TOTALS | | 0 | 0 | 0 | 0 | 0.0 | 0 | 0.0 | 0 | 0 | 0 | 0 | 0 | 0.0 | 0 | 0 | 0.0 | 0 | 0 |



SINGLE-GAME HIGHS: QUARTERBACK

Pass Attempts
Pass Completions
Yards Passing
TD Passes

49 vs. L.A. Chargers, Nov 06, 2023
33 vs. L.A. Chargers, Nov 06, 2023
355 vs. New England, Oct 30, 2022
2 vs. Houston, Dec 10, 2023
...6 more at 2.
79 vs. Miami, Oct 09, 2022
75.0 vs. Houston, Dec 10, 2023

Passer Rating
Rush Attempts

117.9 vs. Houston, Dec 10, 2023
5 at Dallas, Sep 17, 2023
...2 more at 5.
91 vs. Jacksonville, Dec 26, 2021
52t vs. Jacksonville, Dec 26, 2021
1 vs. Miami, Oct 09, 2022
...4 more at 1.

Rushing Yards
Longest Runs
Rushing TDs

300-YARD PASSING GAMES (3): REGULAR SEASON

| DATE | TEAM | NO. | YDS. | AVG. | LG | TD |
|----------|-------------|-----|------|------|----|----|
| 10/30/22 | NEW ENGLAND | 20 | 355 | 17.8 | 63 | 2 |
| 12/18/22 | DETROIT | 18 | 317 | 17.6 | 50 | 2 |
| 12/10/23 | HOUSTON | 27 | 301 | 11.1 | 27 | 2 |

2021 GAME-BY-GAME REGULAR-SEASON STATISTICS (N.Y. JETS)

| | | 2021 GAME BY GAME PASSING PER SEASON STATISTICS (W/L/T) | | | | | | | | | | | | RUSHING | | | | | | |
|-------------|-----------------|---------------------------------------------------------|-----|-----|-------|------|-----|------|----|-----|-----|--------|------|---------|-----|-----|----|------|--------|--|
| DATE | OPPONENT | P/S | ATT | CMP | YDS | PCT | Y/A | Y/C | TD | INT | LG | SK/YD | RATE | ATT | YDS | LG | TD | W/L | SCORE | |
| 09/12 | at Carolina | S | 37 | 20 | 258 | 54.1 | 7.0 | 12.9 | 2 | 1 | 40 | 6/51 | 82.9 | 0 | 0 | 0 | 0 | L | 14-19 | |
| 09/19 | New England | S | 33 | 19 | 210 | 57.6 | 6.4 | 11.1 | 0 | 4 | 35 | 4/26 | 37.0 | 3 | 19 | 10 | 0 | L | 6-25 | |
| 09/26 | at Denver | S | 35 | 19 | 160 | 54.3 | 4.6 | 8.4 | 0 | 2 | 23 | 5/41 | 42.6 | 1 | 2 | 2 | 0 | L | 0-26 | |
| 10/03 | Tennessee | S | 34 | 21 | 297 | 61.8 | 8.7 | 14.1 | 2 | 1 | 54 | 1/8 | 97.3 | 3 | -2 | 2 | 0 | W | 27-24+ | |
| 10/10 | at Atlanta | S | 32 | 19 | 192 | 59.4 | 6.0 | 10.1 | 0 | 1 | 27 | 2/26 | 63.5 | 1 | 3 | 3 | 0 | L | 20-27 | |
| 10/24 | at New England | S | 10 | 6 | 51 | 60.0 | 5.1 | 8.5 | 0 | 0 | 15 | 1/8 | 73.3 | 0 | 0 | 0 | 0 | L | 13-54 | |
| 10/31 | Cincinnati | | | | | | | | | | | | | | | | | W | 34-31 | |
| 11/04 | at Indianapolis | | | | | | | | | | | | | | | | | L | 30-45 | |
| 11/14 | Buffalo | | | | | | | | | | | | | | | | | L | 17-45 | |
| 11/21 | Miami | | | | | | | | | | | | | | | | | L | 17-24 | |
| 11/28 | at Houston | S | 24 | 14 | 145 | 58.3 | 6.0 | 10.4 | 0 | 1 | 46 | 4/36 | 58.5 | 2 | 3 | 4t | 1 | W | 21-14 | |
| 12/05 | Philadelphia | S | 38 | 23 | 226 | 60.5 | 5.9 | 9.8 | 2 | 1 | 29 | 2/15 | 83.9 | 3 | 0 | 1t | 1 | L | 18-33 | |
| 12/12 | New Orleans | S | 42 | 19 | 202 | 45.2 | 4.8 | 10.6 | 0 | 0 | 27 | 3/24 | 59.8 | 4 | 33 | 18 | 0 | L | 9-30 | |
| 12/19 | at Miami | S | 23 | 13 | 170 | 56.5 | 7.4 | 13.1 | 0 | 0 | 24 | 6/44 | 80.0 | 4 | 12 | 6 | 1 | L | 24-31 | |
| 12/26 | Jacksonville | S | 22 | 14 | 102 | 63.6 | 4.6 | 7.3 | 1 | 0 | 22 | 1/2 | 89.6 | 4 | 91 | 52t | 1 | W | 26-21 | |
| 01/02 | Tampa Bay | S | 33 | 19 | 234 | 57.6 | 7.1 | 12.3 | 1 | 0 | 24 | 1/10 | 89.7 | 2 | 0 | 0 | 0 | L | 24-28 | |
| 01/09 | at Buffalo | S | 20 | 7 | 87 | 35.0 | 4.4 | 12.4 | 1 | 0 | 40t | 8/79 | 66.0 | 2 | 24 | 20 | 0 | L | 10-27 | |
| 2021 TOTALS | | 13-13 | 383 | 213 | 2,334 | 55.6 | 6.1 | 11.0 | 9 | 11 | 54 | 44/370 | 69.7 | 29 | 185 | 52t | 4 | 4-13 | | |

+ - Overtime

2022 GAME-BY-GAME REGULAR-SEASON STATISTICS (N.Y. JETS)

| DATE | OPPONENT | P/S | PASSING | | | | | | | | | | | RUSHING | | | | | W/L | SCORE |
|-------------|----------------|-----|---------|-----|-----|-------|------|------|------|-----|----|-------|--------|---------|-----|-----|----|---|-------|-------|
| | | | ATT | CMP | YDS | PCT | Y/A | Y/C | TD | INT | LG | SK/YD | RATE | ATT | YDS | LG | TD | | | |
| 09/11 | Baltimore | | | | | | | | | | | | | | | | | L | 9-24 | |
| 09/18 | at Cleveland | | | | | | | | | | | | | | | | | W | 31-30 | |
| 09/25 | Cincinnati | | | | | | | | | | | | | | | | | L | 12-27 | |
| 10/02 | at Pittsburgh | S | 36 | 18 | 252 | 50.0 | 7.0 | 14.0 | 1 | 2 | 35 | 1/4 | 59.0 | 2 | 15 | 9 | 0 | W | 24-20 | |
| 10/09 | Miami | S | 21 | 14 | 210 | 66.7 | 10.0 | 15.0 | 0 | 0 | 79 | 2/23 | 99.3 | 4 | 2 | 5t | 1 | W | 40-17 | |
| 10/16 | at Green Bay | S | 18 | 10 | 110 | 55.6 | 6.1 | 11.0 | 0 | 0 | 41 | 2/11 | 73.8 | 5 | 1 | 4 | 0 | W | 27-10 | |
| 10/23 | at Denver | S | 26 | 16 | 121 | 61.5 | 4.7 | 7.6 | 0 | 0 | 37 | 3/16 | 72.8 | 4 | 24 | 18 | 0 | W | 16-9 | |
| 10/30 | New England | S | 41 | 20 | 355 | 48.8 | 8.7 | 17.8 | 2 | 3 | 63 | 2/19 | 64.6 | 1 | 2 | 2 | 0 | L | 17-22 | |
| 11/06 | Buffalo | S | 25 | 18 | 154 | 72.0 | 6.2 | 8.6 | 1 | 0 | 24 | 2/18 | 101.1 | 5 | 24 | 13 | 0 | W | 20-17 | |
| 11/20 | at New England | S | 22 | 9 | 77 | 40.9 | 3.5 | 8.6 | 0 | 0 | 34 | 4/33 | 50.8 | 3 | 26 | 14 | 0 | L | 3-10 | |
| 11/27 | Chicago | | | | | | | | | | | | | | | | | W | 31-10 | |
| 12/04 | at Minnesota | | | | | | | | | | | | | | | | | L | 22-27 | |
| 12/11 | at Buffalo | | | | | | | | | | | | | | | | | L | 12-20 | |
| 12/18 | Detroit | S | 35 | 18 | 317 | 51.4 | 9.1 | 17.6 | 2 | 1 | 50 | 4/30 | 89.8 | 3 | 7 | 4 | 0 | L | 17-20 | |
| 12/22 | Jacksonville | S | 18 | 9 | 92 | 50.0 | 5.1 | 10.2 | 0 | 1 | 27 | 3/21 | 41.9 | 1 | 1 | 1 | 0 | L | 3-19 | |
| 01/01 | at Seattle | | | | | | | | | | | | | | | | | L | 6-23 | |
| 01/08 | at Miami | | | | | | | | | | | | | | | | | L | 6-11 | |
| 2022 TOTALS | | | 9-9 | 242 | 132 | 1,688 | 54.5 | 7.0 | 12.8 | 6 | 7 | 79 | 23/175 | 72.8 | 28 | 102 | 18 | 1 | 7-10 | |



2023 GAME-BY-GAME REGULAR-SEASON STATISTICS (N.Y. JETS)

| DATE | OPPONENT | P/S | PASSING | | | | | | | | | | | RUSHING | | | | W/L | SCORE |
|-------------|----------------|-----|---------|-----|-----|-------|------|------|------|-----|-----|-------|--------|---------|-----|-----|----|-----|--------|
| | | | ATT | CMP | YDS | PCT | Y/A | Y/C | TD | INT | LG | SK/YD | RATE | ATT | YDS | LG | TD | | |
| 09/11 | Buffalo | P | 21 | 14 | 140 | 66.7 | 6.7 | 10.0 | 1 | 1 | 24 | 2/13 | 81.4 | 4 | 6 | 6 | 0 | W | 22-16+ |
| 09/17 | at Dallas | S | 27 | 12 | 170 | 44.4 | 6.3 | 14.2 | 1 | 3 | 68t | 3/19 | 38.1 | 5 | 36 | 16 | 0 | L | 10-30 |
| 09/24 | New England | S | 36 | 18 | 157 | 50.0 | 4.4 | 8.7 | 0 | 0 | 29 | 3/24 | 61.9 | 1 | 1 | 1 | 0 | L | 10-15 |
| 10/01 | Kansas City | S | 39 | 28 | 245 | 71.8 | 6.3 | 8.8 | 2 | 0 | 39 | 2/17 | 105.2 | 2 | 14 | 14 | 0 | L | 20-23 |
| 10/08 | at Denver | S | 26 | 19 | 199 | 73.1 | 7.7 | 10.5 | 0 | 1 | 37 | 4/26 | 78.8 | 3 | 26 | 9 | 0 | W | 31-21 |
| 10/15 | Philadelphia | S | 33 | 19 | 186 | 57.6 | 5.6 | 9.8 | 0 | 0 | 33 | 5/31 | 73.5 | 4 | 15 | 9 | 0 | W | 20-14 |
| 10/29 | at N.Y. Giants | S | 36 | 17 | 240 | 47.2 | 6.7 | 14.1 | 1 | 0 | 50t | 4/47 | 78.5 | 4 | 25 | 17 | 0 | W | 13-10+ |
| 11/06 | L.A. Chargers | S | 49 | 33 | 263 | 67.3 | 5.4 | 8.0 | 0 | 0 | 33 | 8/57 | 80.6 | 2 | 7 | 7 | 0 | L | 6-27 |
| 11/12 | at Las Vegas | S | 39 | 23 | 263 | 59.0 | 6.7 | 11.4 | 0 | 1 | 41 | 2/6 | 68.6 | 4 | 54 | 20 | 0 | L | 12-16 |
| 11/19 | at Buffalo | S | 15 | 7 | 81 | 46.7 | 5.4 | 11.6 | 1 | 1 | 18 | 5/30 | 57.9 | 4 | 15 | 7 | 0 | L | 6-32 |
| 11/24 | Miami | | | | | | | | | | | | | | | | | L | 13-34 |
| 12/03 | Atlanta | | | | | | | | | | | | | | | | | L | 8-13 |
| 12/10 | Houston | S | 36 | 27 | 301 | 75.0 | 8.4 | 11.1 | 2 | 0 | 27 | 4/33 | 117.9 | 3 | 12 | 10 | 0 | W | 30-6 |
| 12/17 | at Miami | S | 11 | 4 | 26 | 36.4 | 2.4 | 6.5 | 0 | 0 | 8 | 4/37 | 44.9 | 0 | 0 | 0 | 0 | L | 0-30 |
| 12/24 | Washington | | | | | | | | | | | | | | | | | W | 30-28 |
| 12/28 | at Cleveland | | | | | | | | | | | | | | | | | L | 20-37 |
| 01/07 | at New England | | | | | | | | | | | | | | | | | W | 17-3 |
| 2023 TOTALS | | | 12-11 | 368 | 221 | 2,271 | 60.1 | 6.2 | 10.3 | 8 | 7 | 68t | 46/340 | 77.2 | 36 | 211 | 20 | 0 | 7-10 |

+ - Overtime

2024 GAME-BY-GAME REGULAR-SEASON STATISTICS (DENVER)

| DATE | OPPONENT | P/S | PASSING | | | | | | | | | | | RUSHING | | | | W/L | SCORE |
|-------------|------------------|-----|---------|-----|-----|-----|-----|-----|-----|-----|----|-------|------|---------|-----|----|----|-----|--------|
| | | | ATT | CMP | YDS | PCT | Y/A | Y/C | TD | INT | LG | SK/YD | RATE | ATT | YDS | LG | TD | | |
| 09/08 | at Seattle | | | | | | | | | | | | | | | | | L | 20-26 |
| 09/15 | Pittsburgh | | | | | | | | | | | | | | | | | L | 6-13 |
| 09/22 | at Tampa Bay | | | | | | | | | | | | | | | | | W | 26-7 |
| 09/29 | at N.Y. Jets | | | | | | | | | | | | | | | | | W | 10-9 |
| 10/06 | Las Vegas | | | | | | | | | | | | | | | | | W | 34-18 |
| 10/13 | L.A. Chargers | | | | | | | | | | | | | | | | | L | 16-23 |
| 10/17 | at New Orleans | | | | | | | | | | | | | | | | | W | 33-10 |
| 10/27 | Carolina | | | | | | | | | | | | | | | | | W | 28-14 |
| 11/03 | at Baltimore | | | | | | | | | | | | | | | | | L | 10-41 |
| 11/10 | at Kansas City | | | | | | | | | | | | | | | | | L | 14-16 |
| 11/17 | Atlanta | | | | | | | | | | | | | | | | | W | 38-6 |
| 11/24 | at Las Vegas | | | | | | | | | | | | | | | | | W | 29-19 |
| 12/02 | Cleveland | | | | | | | | | | | | | | | | | W | 41-32 |
| 12/15 | Indianapolis | | | | | | | | | | | | | | | | | W | 31-13 |
| 12/19 | at L.A. Chargers | | | | | | | | | | | | | | | | | L | 27-34 |
| 12/28 | at Cincinnati | | | | | | | | | | | | | | | | | L | 24-30+ |
| 01/05 | Kansas City | | | | | | | | | | | | | | | | | W | 38-0 |
| 2024 TOTALS | | | 0-0 | 0 | 0 | 0 | 0.0 | 0.0 | 0.0 | 0 | 0 | 0 | 0/0 | 0.0 | 0 | 0 | 0 | 0 | 10-7 |

+ - Overtime

2025 GAME-BY-GAME REGULAR-SEASON STATISTICS (MIAMI)

| DATE | OPPONENT | P/S | PASSING | | | | | | | | | | | RUSHING | | | | W/L | SCORE |
|-------------|-----------------|-----|---------|-----|-----|------|------|-----|-----|-----|----|-------|------|---------|-----|----|----|-----|-------|
| | | | ATT | CMP | YDS | PCT | Y/A | Y/C | TD | INT | LG | SK/YD | RATE | ATT | YDS | LG | TD | | |
| 09/07 | at Indianapolis | P | 8 | 5 | 32 | 62.5 | 4.0 | 6.4 | 0 | 0 | 11 | 0/0 | 70.8 | 1 | 3 | 3 | 0 | L | 8-33 |
| 09/14 | New England | | | | | | | | | | | | | | | | | L | 27-33 |
| 09/18 | at Buffalo | | | | | | | | | | | | | | | | | L | 21-31 |
| 09/29 | N.Y. Jets | | | | | | | | | | | | | | | | | W | 27-21 |
| 10/05 | at Carolina | | | | | | | | | | | | | | | | | L | 24-27 |
| 2025 TOTALS | | | 1-0 | 8 | 5 | 32 | 62.5 | 4.0 | 6.4 | 0 | 0 | 11 | 0/0 | 70.8 | 1 | 3 | 3 | 0 | 1-4 |



19 CEDRICK WILSON JR.

WIDE RECEIVER // 6'2" // 197 // BOISE STATE '18

ACQUIRED: FA, '25

HOMETOWN: MEMPHIS, TENN. // BORN: 11/20/95

NFL SEASON: EIGHTH SEASON // DOLPHINS SEASON: THIRD SEASON

NFL CAREER

TRANSACTIONS:

- Signed to Miami's active roster on Oct. 1, 2025.
- Signed to New Orleans' practice squad on Sept. 22, 2025.
- Released by New Orleans on Sept. 18, 2025.
- Signed to New Orleans' practice squad on Aug. 27, 2025.
- Released by New Orleans on Aug. 27, 2025.
- Signed by New Orleans on March 15, 2024.
- Signed by Miami as an unrestricted free agent from Dallas on March 17, 2022.
- Signed to Dallas' active roster on Sept. 14, 2019.
- Signed to Dallas' practice squad on Sept. 2, 2019.
- Waived by Dallas on Aug. 31, 2019.
- 6th-round pick (208th overall) by Dallas in the 2018 NFL Draft.

CAREER HIGHLIGHTS:

- Played in 68 career games with 7 starts.
- 101 receptions for 1,269 yards (12.6 avg.) and 11 TDs.
- 6 carries for 7 yards (1.2 avg.).
- 5-for-5 passing (100 pct.) for 111 yards and 1 TD for a QB rating of 158.3.
- 3 kickoff returns for 64 yards (21.3 avg.).
- 35 punt returns for 196 yards (5.6 avg.).
- 2 solo special teams tackles.
- Appeared in 3 postseason games – 1 with Dallas and 2 with Miami.

2025 (NEW ORLEANS/MIAMI):

- Inactive for 1 game with Miami.
- Spent 3 games on New Orleans' practice squad.

2024 (NEW ORLEANS):

- Played in 15 games with 4 starts.
- Inactive for 2 games.
- 20 receptions for 211 yards (10.6 avg.) and 1 TD.
- 1-of-1 passing for 21 yards and 1 TD.
- 7 special teams tackles (2 solo).

VS. DENVER (10/17): 6 receptions for 57 yards (9.5 avg.) and 1 TD.

- Caught a 12-yard TD pass from QB Jake Haener with 1:25 remaining in the game.

AT CAROLINA (11/3): 2 receptions for 34 yards (17.0 avg.).

VS. WASHINGTON (12/15): 1-of-1 passing for 21 yards and 1 TD.

- Threw a 21-yard TD pass to RB Alvin Kamara with 5:53

remaining in the 3rd quarter.

2023 (MIAMI):

- Played in 15 games with 3 starts.
- Inactive for 2 games.
- 22 receptions for 296 yards (13.5 avg.) and 3 TDs.
- 4 punt returns for 30 yards (7.5 avg.).

VS. NEW ENGLAND (10/29): 1 reception for 1 yard (1.0 avg.) and 1 TD.

- Caught a 1-yard TD pass from QB Tua Tagovailoa to give Miami a 14-7 lead in the 2nd quarter.

AT KANSAS CITY IN FRANKFURT (11/5): 1 reception for 31 yards (31.0 avg.) and 1 TD.

- Caught a 31-yard TD pass from QB Tua Tagovailoa to put Miami on the board with 4:47 left in the 3rd quarter.

AT BALTIMORE (12/31): 2 receptions for 27 yards (13.5 avg.) and 1 TD.

- Caught an 8-yard TD pass from QB Tua Tagovailoa in the 1st quarter.

POSTSEASON:

AFC WILD CARD AT KANSAS CITY (1/13): 3 receptions for 37 yards (12.3 avg.).

2022 (MIAMI):

- Played in 15 games.
- Inactive for 2 games.
- 12 receptions for 136 yards (11.3 avg.).
- 1 carry for 8 yards.
- 13 punt returns for 97 yards (7.5 avg.).

VS. NEW ENGLAND (9/11): 2 receptions for 20 yards (10.0 avg.); 1 carry for 8 yards.

- Made his Dolphins debut.

AT CHICAGO (11/6): 2 receptions for 23 yards (11.5 avg.); 1 punt return for 8 yards.

VS. HOUSTON (11/27): 2 receptions for 26 yards (13.0 avg.); 3 punt returns for 22 yards (7.3 avg.).

POSTSEASON:

AFC WILD CARD AT BUFFALO (1/15): 1 reception for 14 yards; 2 punt returns for 53 yards (26.5 avg.).

- Returned a punt for 50 yards in the 2nd quarter, which was the longest punt return in Dolphins postseason history.



2021 (DALLAS):

- Played in 16 games with 4 starts.
- Inactive for 1 game.
- 45 receptions for 602 yards (13.4 avg.) and 6 TDs.
- 2 carries for 11 yards (5.5 avg.).
- 3-for-3 passing (100 pct.) for 88 yards for a QB rating of 118.8.
- 11 punt returns for 36 yards (3.3 avg.).
- 1 solo special teams tackle.

VS. CAROLINA (10/3): 2 receptions for 30 yards (15.0 avg.) and 1 TD.

- Caught a 23-yard TD pass from QB Dak Prescott in the 3rd quarter to give Dallas a 33-14 lead.

VS. LAS VEGAS (11/25): 7 receptions for 104 yards (14.9 avg.); 2 punt returns for 16 yards (8.0 avg.).

AT PHILADELPHIA (1/8): 5 receptions for 119 yards (23.8 avg.) and 2 TDs.

- Caught a 14-yard TD pass from QB Dak Prescott to tie the game at 7-7 in the 1st quarter.
- Hauled in a 24-yard TD pass from QB Dak Prescott on 3rd-and-5 in the 2nd quarter to give Dallas a 17-10 advantage.

POSTSEASON:

NFC WILD CARD VS. SAN FRANCISCO (1/16): 5 receptions for 62 yards (12.4 avg.); 1 miscellaneous tackle.

2020 (DALLAS):

- Played in all 16 games.
- 17 receptions for 189 yards (11.1 avg.) and 2 TDs.
- 3 carries for -12 yards (-4.0 avg.).
- 2-for-2 passing (100 pct.) for 23 yards and 1 TD for a QB rating of 154.2.
- 5 punt returns for 20 yards (4.0 avg.).
- 1 solo special teams tackle.

AT SEATTLE (9/27): 5 receptions for 107 yards (21.4 avg.) and 2 TDs; 1 punt return for 1 yard.

- Caught a 40-yard TD pass from QB Dak Prescott on 1st-and-10 in the 2nd quarter to cut Seattle's lead to 16-15.
- Hauled in a 42-yard TD pass in the 3rd quarter from QB Dak Prescott.

VS. CLEVELAND (10/4): 3 receptions for 34 yards (11.3 avg.); 1 punt return for 6 yards.

VS. N.Y. GIANTS (10/11): 4 receptions for 22 yards (5.5 avg.); 1-for-1 passing for 11 yards and a TD for a QB rating of 152.1.

- Threw an 11-yard TD pass to QB Dak Prescott to give Dallas a 24-20 lead in the 2nd quarter.

2019 (DALLAS):

- Played in 6 games.
- Spent 1 game on the practice squad.
- Inactive for 6 games.
- Missed the rest of the season after being placed on injured reserve on Dec. 10.
- 5 receptions for 46 yards (9.2 avg.).
- 3 kickoff returns for 64 yards (21.3 avg.).
- 2 punt returns for 13 yards (6.5 avg.).

AT WASHINGTON (9/15): 1 punt return for 0 yards.

- Made his NFL debut.

AT N.Y. JETS (10/13): 5 receptions for 46 yards (9.2 avg.).

2018 (DALLAS):

- Missed the entire season on injured reserve.

BEFORE THE NFL

COLLEGE (BOISE STATE):

- 2-year letterman (2016-17) and 1-year starter.
- Transferred from Coffeyville Community College following his sophomore season (2015).

CAREER (AT BOISE STATE): Played in 27 games with 18 starts; 139 receptions for 2,640 yards (19.0 avg.) and 18 TDs; 12 carries for 20 yards (1.7 avg.); 31 kickoff returns for 742 yards (23.9 avg.); 10 punt returns for 132 yards (13.2 avg.); 4-of-5 passing (80.0pct.) for 130 yards and 1 TD.

SENIOR (2017 AT BOISE STATE): Played in 14 games with 13 starts; 83 receptions for 1,511 yards (18.2 avg.) and 7 TDs; 9 carries for 13 yards (1.4 avg.); 18 kickoff returns for 465 yards (25.8 avg.) 2-of-3 passing (66.7 pct.) for 46 yards.

- 1st-team All-Mountain.
- His 1,511 receiving yards were a single-season school record.

JUNIOR (2016 AT BOISE STATE): Played in 13 games with 5 starts; 56 receptions for 1,129 yards (20.2 avg.) and 11 TDs; 3 carries for 7 yards (2.3 avg.); 13 kickoff returns for 277 yards (21.3 avg.); 10 punt returns for 132 yards (13.2 avg.) 2-for-2 passing for 84 yards and 1 TD.

- Honorable mention All-Mountain West.
- Academic All-Mountain West.

SOPHOMORE (2015 AT COFFEYVILLE): 66 receptions for 1,045 yards (15.8 avg.) and 17 TDs.

- NJCAA All-American.

TRUE FRESHMAN (2014 AT COFFEYVILLE): Played in 11 games; 629 receiving yards and 10 TDs.

- All-conference.

HIGH SCHOOL (WHITE STATION HS - MEMPHIS, TENN.)

- Played quarterback.

SENIOR (2013):

- All-state.

OFF THE FIELD

COMMUNITY:

2023:

- Participated in the 35-mile bike ride at DCC XIII to benefit Sylvester Comprehensive Cancer Center.

PERSONAL:

- Father, Cedrick Wilson Sr., played for San Francisco (2001-04) and Pittsburgh (2005-07) and won Super Bowl XL with the Steelers.
- **MAJOR:** Communications and an associate's degree in arts and science.



CEDRICK WILSON JR.'S NFL REGULAR SEASON RUSHING/RECEIVING STATISTICS

| DATE | TEAM | GP | GS | RECEIVING | | | | TD | RUSHING | | | | TD |
|------------|-------------|----|----|-----------|-------|------|-----|----|---------|------|------|----|----|
| | | | | NO. | YDS. | AVG. | LG | | NO. | YDS. | AVG. | LG | |
| 2018 | Dallas | 0 | 0 | 0 | 0 | 0.0 | 0 | 0 | 0 | 0 | 0.0 | 0 | 0 |
| 2019 | Dallas | 6 | 0 | 5 | 46 | 9.2 | 14 | 0 | 0 | 0 | 0.0 | 0 | 0 |
| 2020 | Dallas | 16 | 0 | 17 | 189 | 11.1 | 42t | 2 | 3 | -12 | -4.0 | -1 | 0 |
| 2021 | Dallas | 16 | 4 | 45 | 602 | 13.4 | 73t | 6 | 2 | 11 | 5.5 | 6 | 0 |
| 2022 | Miami | 15 | 0 | 12 | 136 | 11.3 | 21 | 0 | 1 | 8 | 8.0 | 8 | 0 |
| 2023 | Miami | 15 | 3 | 22 | 296 | 13.5 | 31t | 3 | 0 | 0 | 0.0 | 0 | 0 |
| 2024 | New Orleans | 15 | 4 | 20 | 211 | 10.6 | 25 | 1 | 0 | 0 | 0.0 | 0 | 0 |
| 2025 | New Orleans | 0 | 0 | 0 | 0 | 0.0 | 0 | 0 | 0 | 0 | 0.0 | 0 | 0 |
| 2025 | Miami | 0 | 0 | 0 | 0 | 0.0 | 0 | 0 | 0 | 0 | 0.0 | 0 | 0 |
| 2025 | TOTAL | 0 | 0 | 0 | 0 | 0.0 | 0 | 0 | 0 | 0 | 0.0 | 0 | 0 |
| NFL TOTALS | | 83 | 11 | 121 | 1,480 | 12.2 | 73t | 12 | 6 | 7 | 1.2 | 8 | 0 |

CEDRICK WILSON JR.'S NFL POSTSEASON RUSHING/RECEIVING STATISTICS

| DATE | TEAM | GP | GS | RECEIVING | | | | TD | RUSHING | | | | TD |
|------------|--------|----|----|-----------|------|------|----|----|---------|------|------|----|----|
| | | | | NO. | YDS. | AVG. | LG | | NO. | YDS. | AVG. | LG | |
| 2021 | Dallas | 1 | 0 | 5 | 62 | 12.4 | 24 | 0 | 0 | 0 | 0.0 | 0 | 0 |
| 2022 | Miami | 1 | 0 | 1 | 14 | 14.0 | 14 | 0 | 0 | 0 | 0.0 | 0 | 0 |
| 2023 | Miami | 1 | 0 | 3 | 37 | 12.3 | 19 | 0 | 0 | 0 | 0.0 | 0 | 0 |
| NFL TOTALS | | 3 | 0 | 9 | 113 | 12.6 | 24 | 0 | 0 | 0 | 0.0 | 0 | 0 |

CEDRICK WILSON JR.'S NFL REGULAR SEASON RETURN STATISTICS

| DATE | TEAM | RET. | KICKOFF RETURNS | | | | TD | NO. | FC | PUNT RETURNS | | | | TD |
|------------|-------------|------|-----------------|------|------|----|----|-----|----|--------------|------|----|---|----|
| | | | YDS. | AVG. | LG | | | | | YDS. | AVG. | LG | | |
| 2018 | Dallas | 0 | 0 | 0.0 | 0 | 0 | 0 | 0 | 0 | 0 | 0.0 | 0 | 0 | |
| 2019 | Dallas | 3 | 64 | 21.3 | 22 | 0 | 2 | 2 | 13 | 6.5 | 13 | 0 | 0 | |
| 2020 | Dallas | 0 | 0 | 0.0 | 0 | 0 | 5 | 5 | 20 | 4.0 | 10 | 0 | 0 | |
| 2021 | Dallas | 0 | 0 | 0.0 | 0 | 0 | 11 | 5 | 36 | 3.3 | 14 | 0 | 0 | |
| 2022 | Miami | 0 | 0 | 0.0 | 0 | 0 | 13 | 16 | 97 | 7.5 | 15 | 0 | 0 | |
| 2023 | Miami | 0 | 0 | 0.0 | 0 | 0 | 4 | 2 | 30 | 7.5 | 14 | 0 | 0 | |
| 2024 | New Orleans | 0 | 0 | 0.0 | 0 | 0 | 1 | 0 | 0 | 0.0 | 0 | 0 | 0 | |
| 2025 | New Orleans | 0 | 0 | 0.0 | 0 | 0 | 0 | 0 | 0 | 0.0 | 0 | 0 | 0 | |
| 2025 | Miami | 0 | 0 | 0.0 | 0 | 0 | 0 | 0 | 0 | 0.0 | 0 | 0 | 0 | |
| 2025 | TOTAL | 0 | 0 | 0.0 | 0 | 0 | 0 | 0 | 0 | 0.0 | 0 | 0 | 0 | |
| NFL TOTALS | | | 3 | 64 | 21.3 | 22 | 0 | 36 | 30 | 196 | 5.4 | 15 | 0 | |

CEDRICK WILSON JR.'S NFL POSTSEASON RETURN STATISTICS

| DATE | TEAM | RET. | KICKOFF RETURNS | | | | NO. | FC | PUNT RETURNS | | | | TD |
|------------|--------|------|-----------------|------|----|----|-----|----|--------------|------|-----|----|----|
| | | | YDS. | AVG. | LG | TD | | | YDS. | AVG. | LG | TD | |
| 2021 | Dallas | 0 | 0 | 0.0 | 0 | 0 | 0 | 0 | 0 | 0 | 0.0 | 0 | 0 |
| 2022 | Miami | 0 | 0 | 0.0 | 0 | 0 | 2 | 1 | 53 | 26.5 | 50 | 0 | 0 |
| 2023 | Miami | 0 | 0 | 0.0 | 0 | 0 | 0 | 0 | 0 | 0.0 | 0 | 0 | 0 |
| NFL TOTALS | | 0 | 0 | 0.0 | 0 | 0 | 2 | 1 | 53 | 26.5 | 50 | 0 | 0 |

SINGLE-GAME HIGHS: RUSHING/RECEIVING

Rush Attempts 2 at Philadelphia, Nov 01, 2020
Rushing Yards 8 vs. New England, Sep 11, 2022
Longest Runs 8 vs. New England, Sep 11, 2022
Receptions 7 vs. Las Vegas, Nov 25, 2021
Receiving Yards 119 at Philadelphia, Jan 08, 2022
Receiving Average 28.0 at Minnesota, Oct 31, 2021
Longest Receptions 73t at Minnesota, Oct 31, 2021
Receiving TDs 2 at Philadelphia, Jan 08, 2022
...1 more at 2.
All-Purpose Yards 120 vs. Las Vegas, Nov 25, 2021
Kickoff Returns 3 at Chicago, Dec 05, 2019
Kickoff Return Yards 64 at Chicago, Dec 05, 2019

Longest Kickoff Return 22 at Chicago, Dec 05, 2019
...1 more at 22.
Fair Catches 4 at L.A. Chargers, Dec 11, 2022
...1 more at 4.
Punt Return Yards 30 vs. Las Vegas, Nov 19, 2023
Longest Punt Return 15 vs. Houston, Nov 27, 2022
Punt Returns 3 vs. Las Vegas, Nov 19, 2023
...2 more at 3.
Punt Return Average 10.0 vs. Las Vegas, Nov 19, 2023
Kickoff Return Average 21.3 at Chicago, Dec 05, 2019
Special Teams Tackles 1 at Tampa Bay, Sep 09, 2021
...1 more at 1.
Most TDs 2 at Philadelphia, Jan 08, 2022
...1 more at 2.
Scrimmage Yards 119 at Philadelphia, Jan 08, 2022

100-YARD RECEIVING GAMES (3): REGULAR SEASON

| DATE | TEAM | NO. | YDS. | AVG. | LG | TD |
|----------|-----------------|-----|------|------|-----|----|
| 09/27/20 | at Seattle | 5 | 107 | 21.4 | 42t | 2 |
| 11/25/21 | LAS VEGAS | 7 | 104 | 14.9 | 51 | 0 |
| 01/08/22 | at Philadelphia | 5 | 119 | 23.8 | 37 | 2 |

2018 GXG REGULAR-SEASON (DALLAS)

| DATE | OPPONENT | P/S | RECEIVING | | | | | RUSHING | | | | | W/L | SCORE |
|-------|-------------|-----|-----------|------|------|----|----|---------|------|------|----|----|-----|-------|
| | | | NO. | YDS. | AVG. | LG | TD | NO. | YDS. | AVG. | LG | TD | | |
| 09/09 | at Carolina | | | | | | | | | | | | L | 8-16 |



| | | | | | | | | | | | | |
|--------------|-----|---|---|-----|---|---|---|---|-----|---|---|------|
| 2018 TOTALS | 0-0 | 0 | 0 | 0.0 | 0 | 0 | 0 | 0 | 0.0 | 0 | 0 | 10-6 |
| + - Overtime | | | | | | | | | | | | |

RECEIVING

| | | | | | | | | | | | | |
|-------------|-----|---|----|-----|----|---|---|---|-----|---|---|-----|
| 2019 TOTALS | 6-0 | 5 | 46 | 9.2 | 14 | 0 | 0 | 0 | 0.0 | 0 | 0 | 8-8 |
|-------------|-----|---|----|-----|----|---|---|---|-----|---|---|-----|

RECEIVING

| | | | | | | | | | | | | |
|-------------|------|----|-----|------|-----|---|---|-----|------|----|---|------|
| 2020 TOTALS | 16-0 | 17 | 189 | 11.1 | 42% | 2 | 3 | -12 | -4.0 | -1 | 0 | 6-10 |
|-------------|------|----|-----|------|-----|---|---|-----|------|----|---|------|

RECEIVING

| | | | | | | | | | | | | | | |
|-------|----------------|---|---|---|-----|---|---|---|---|-----|---|---|---|------|
| 12/19 | at N.Y. Giants | P | 0 | 0 | 0.0 | 0 | 0 | 0 | 0 | 0.0 | 0 | 0 | W | 21-6 |
|-------|----------------|---|---|---|-----|---|---|---|---|-----|---|---|---|------|



| | | | | | | | | | | | | | | |
|--------------|-----------------|---|------|-----|------|------|----|---|---|-----|-----|---|---|-------|
| 12/26 | Washington | P | 2 | 10 | 5.0 | 6 | 0 | 0 | 0 | 0.0 | 0 | 0 | W | 56-14 |
| 01/02 | Arizona | P | 6 | 35 | 5.8 | 11 | 1 | 0 | 0 | 0.0 | 0 | 0 | L | 22-25 |
| 01/08 | at Philadelphia | P | 5 | 119 | 23.8 | 37 | 2 | 0 | 0 | 0.0 | 0 | 0 | W | 51-26 |
| 2021 TOTALS | | | 16-4 | 45 | 602 | 13.4 | 73 | 6 | 2 | 11 | 5.5 | 6 | 0 | 12-5 |
| + - Overtime | | | | | | | | | | | | | | |

2022 GXG REGULAR-SEASON (MIAMI)

| DATE | OPPONENT | P/S | RECEIVING | | | | | RUSHING | | | | | W/L | SCORE |
|-------------|------------------|-----|-----------|------|------|------|----|---------|------|------|-----|----|-----|-------|
| | | | NO. | YDS. | AVG. | LG | TD | NO. | YDS. | AVG. | LG | TD | | |
| 09/11 | New England | P | 2 | 20 | 10.0 | 12 | 0 | 1 | 8 | 8.0 | 8 | 0 | W | 20-7 |
| 09/18 | at Baltimore | P | 0 | 0 | 0.0 | 0 | 0 | 0 | 0 | 0.0 | 0 | 0 | W | 42-38 |
| 09/25 | Buffalo | P | 0 | 0 | 0.0 | 0 | 0 | 0 | 0 | 0.0 | 0 | 0 | W | 21-19 |
| 09/29 | at Cincinnati | | INACTIVE | | | | | | | | | | L | 15-27 |
| 10/09 | at N.Y. Jets | P | 2 | 20 | 10.0 | 11 | 0 | 0 | 0 | 0.0 | 0 | 0 | L | 17-40 |
| 10/16 | Minnesota | P | 0 | 0 | 0.0 | 0 | 0 | 0 | 0 | 0.0 | 0 | 0 | L | 16-24 |
| 10/23 | Pittsburgh | P | 0 | 0 | 0.0 | 0 | 0 | 0 | 0 | 0.0 | 0 | 0 | W | 16-10 |
| 10/30 | at Detroit | P | 0 | 0 | 0.0 | 0 | 0 | 0 | 0 | 0.0 | 0 | 0 | W | 31-27 |
| 11/06 | at Chicago | P | 2 | 23 | 11.5 | 14 | 0 | 0 | 0 | 0.0 | 0 | 0 | W | 35-32 |
| 11/13 | Cleveland | P | 1 | 7 | 7.0 | 7 | 0 | 0 | 0 | 0.0 | 0 | 0 | W | 39-17 |
| 11/27 | Houston | P | 2 | 26 | 13.0 | 20 | 0 | 0 | 0 | 0.0 | 0 | 0 | W | 30-15 |
| 12/04 | at San Francisco | P | 0 | 0 | 0.0 | 0 | 0 | 0 | 0 | 0.0 | 0 | 0 | L | 17-33 |
| 12/11 | at L.A. Chargers | P | 2 | 19 | 9.5 | 12 | 0 | 0 | 0 | 0.0 | 0 | 0 | L | 17-23 |
| 12/17 | at Buffalo | P | 1 | 21 | 21.0 | 21 | 0 | 0 | 0 | 0.0 | 0 | 0 | L | 29-32 |
| 12/25 | Green Bay | P | 0 | 0 | 0.0 | 0 | 0 | 0 | 0 | 0.0 | 0 | 0 | L | 20-26 |
| 01/01 | at New England | P | 0 | 0 | 0.0 | 0 | 0 | 0 | 0 | 0.0 | 0 | 0 | L | 21-23 |
| 01/08 | N.Y. Jets | | INACTIVE | | | | | | | | | | W | 11-6 |
| 2022 TOTALS | | | 15-0 | 12 | 136 | 11.3 | 21 | 0 | 1 | 8 | 8.0 | 8 | 0 | 9-8 |

2023 GXG REGULAR-SEASON (MIAMI)

| DATE | OPPONENT | P/S | RECEIVING | | | | | RUSHING | | | | | W/L | SCORE |
|-------------|------------------|-----|-----------|------|------|------|-----|---------|------|------|-----|----|-----|-------|
| | | | NO. | YDS. | AVG. | LG | TD | NO. | YDS. | AVG. | LG | TD | | |
| 09/10 | at L.A. Chargers | | INACTIVE | | | | | | | | | | W | 36-34 |
| 09/17 | at New England | | INACTIVE | | | | | | | | | | W | 24-17 |
| 09/24 | Denver | P | 0 | 0 | 0.0 | 0 | 0 | 0 | 0 | 0.0 | 0 | 0 | W | 70-20 |
| 10/01 | at Buffalo | P | 1 | 16 | 16.0 | 16 | 0 | 0 | 0 | 0.0 | 0 | 0 | L | 20-48 |
| 10/08 | N.Y. Giants | P | 4 | 52 | 13.0 | 23 | 0 | 0 | 0 | 0.0 | 0 | 0 | W | 31-16 |
| 10/15 | Carolina | P | 0 | 0 | 0.0 | 0 | 0 | 0 | 0 | 0.0 | 0 | 0 | W | 42-21 |
| 10/22 | at Philadelphia | P | 2 | 48 | 24.0 | 29 | 0 | 0 | 0 | 0.0 | 0 | 0 | L | 17-31 |
| 10/29 | New England | P | 1 | 1 | 1.0 | 1t | 1 | 0 | 0 | 0.0 | 0 | 0 | W | 31-17 |
| 11/05 | at Kansas City | P | 1 | 31 | 31.0 | 31t | 1 | 0 | 0 | 0.0 | 0 | 0 | L | 14-21 |
| 11/19 | Las Vegas | P | 3 | 23 | 7.7 | 12 | 0 | 0 | 0 | 0.0 | 0 | 0 | W | 20-13 |
| 11/24 | at N.Y. Jets | P | 0 | 0 | 0.0 | 0 | 0 | 0 | 0 | 0.0 | 0 | 0 | W | 34-13 |
| 12/03 | at Washington | P | 0 | 0 | 0.0 | 0 | 0 | 0 | 0 | 0.0 | 0 | 0 | W | 45-15 |
| 12/11 | Tennessee | P | 2 | 30 | 15.0 | 22 | 0 | 0 | 0 | 0.0 | 0 | 0 | L | 27-28 |
| 12/17 | N.Y. Jets | S | 2 | 2 | 1.0 | 3 | 0 | 0 | 0 | 0.0 | 0 | 0 | W | 30-0 |
| 12/24 | Dallas | P | 3 | 42 | 14.0 | 18 | 0 | 0 | 0 | 0.0 | 0 | 0 | W | 22-20 |
| 12/31 | at Baltimore | S | 2 | 27 | 13.5 | 19 | 1 | 0 | 0 | 0.0 | 0 | 0 | L | 19-56 |
| 01/07 | Buffalo | S | 1 | 24 | 24.0 | 24 | 0 | 0 | 0 | 0.0 | 0 | 0 | L | 14-21 |
| 2023 TOTALS | | | 15-3 | 22 | 296 | 13.5 | 31t | 3 | 0 | 0 | 0.0 | 0 | 0 | 11-6 |

2024 GXG REGULAR-SEASON (NEW ORLEANS)

| DATE | OPPONENT | P/S | RECEIVING | | | | | RUSHING | | | | | W/L | SCORE |
|-------------|------------------|-----|-----------|------|------|------|----|---------|------|------|-----|----|-----|-------|
| | | | NO. | YDS. | AVG. | LG | TD | NO. | YDS. | AVG. | LG | TD | | |
| 09/08 | Carolina | P | 0 | 0 | 0.0 | 0 | 0 | 0 | 0 | 0.0 | 0 | 0 | W | 47-10 |
| 09/15 | at Dallas | P | 0 | 0 | 0.0 | 0 | 0 | 0 | 0 | 0.0 | 0 | 0 | W | 44-19 |
| 09/22 | Philadelphia | P | 1 | 3 | 3.0 | 3 | 0 | 0 | 0 | 0.0 | 0 | 0 | L | 12-15 |
| 09/29 | at Atlanta | P | 0 | 0 | 0.0 | 0 | 0 | 0 | 0 | 0.0 | 0 | 0 | L | 24-26 |
| 10/07 | at Kansas City | P | 0 | 0 | 0.0 | 0 | 0 | 0 | 0 | 0.0 | 0 | 0 | L | 13-26 |
| 10/13 | Tampa Bay | P | 2 | 28 | 14.0 | 25 | 0 | 0 | 0 | 0.0 | 0 | 0 | L | 27-51 |
| 10/17 | Denver | P | 6 | 57 | 9.5 | 17 | 1 | 0 | 0 | 0.0 | 0 | 0 | L | 10-33 |
| 10/27 | at L.A. Chargers | | INACTIVE | | | | | | | | | | L | 8-26 |
| 11/03 | at Carolina | P | 2 | 34 | 17.0 | 18 | 0 | 0 | 0 | 0.0 | 0 | 0 | L | 22-23 |
| 11/10 | Atlanta | | INACTIVE | | | | | | | | | | W | 20-17 |
| 11/17 | Cleveland | P | 0 | 0 | 0.0 | 0 | 0 | 0 | 0 | 0.0 | 0 | 0 | W | 35-14 |
| 12/01 | L.A. Rams | P | 1 | 19 | 19.0 | 19 | 0 | 0 | 0 | 0.0 | 0 | 0 | L | 14-21 |
| 12/08 | at N.Y. Giants | P | 1 | 18 | 18.0 | 18 | 0 | 0 | 0 | 0.0 | 0 | 0 | W | 14-11 |
| 12/15 | Washington | S | 0 | 0 | 0.0 | 0 | 0 | 0 | 0 | 0.0 | 0 | 0 | L | 19-20 |
| 12/23 | at Green Bay | S | 1 | 13 | 13.0 | 13 | 0 | 0 | 0 | 0.0 | 0 | 0 | L | 0-34 |
| 12/29 | Las Vegas | S | 3 | 17 | 5.7 | 9 | 0 | 0 | 0 | 0.0 | 0 | 0 | L | 10-25 |
| 01/05 | at Tampa Bay | S | 3 | 22 | 7.3 | 11 | 0 | 0 | 0 | 0.0 | 0 | 0 | L | 19-27 |
| 2024 TOTALS | | | 15-4 | 20 | 211 | 10.6 | 25 | 1 | 0 | 0 | 0.0 | 0 | 0 | 5-12 |

2025 GXG REGULAR-SEASON (NEW ORLEANS/MIAMI)

| DATE | OPPONENT | P/S | RECEIVING | | | | | RUSHING | | | | | W/L | SCORE |
|------------------------------------------------|---------------|-----|----------------|------|------|----|----|---------|------|------|----|----|-----|-------|
| | | | NO. | YDS. | AVG. | LG | TD | NO. | YDS. | AVG. | LG | TD | | |
| 09/07 | Arizona | | PRACTICE SQUAD | | | | | | | | | | L | 13-20 |
| 09/14 | San Francisco | | PRACTICE SQUAD | | | | | | | | | | L | 21-26 |
| 09/21 | at Seattle | | NOT ON ROSTER | | | | | | | | | | L | 13-44 |
| 09/28 | at Buffalo | | PRACTICE SQUAD | | | | | | | | | | L | 19-31 |
| Went from New Orleans to Miami . | | | | | | | | | | | | | | |
| 10/05 | at Carolina | | INACTIVE | | | | | | | | | | L | 24-27 |



2025 TOTALS

0-0 | 0 0 0.0 0 0 | 0 0 0.0 0 0 | 0-5 |



5 JAYLEN WRIGHT

RUNNING BACK // 5'10" // 208 // TENNESSEE '24
ACQUIRED: D4, '24
HOMETOWN: DURHAM, N.C. // BORN: 04/01/03
NFL SEASON: SECOND SEASON // DOLPHINS SEASON: SECOND SEASON

NFL CAREER

TRANSACTIONS:

- 4th-round pick (120th overall) by Miami in the 2024 NFL Draft.

CAREER HIGHLIGHTS:

- Played in 15 career games with 1 start.
- 68 carries for 249 yards (3.7 avg.).
- 3 receptions for 8 yards (2.7 avg.).

2025 (MIAMI):

- Dressed but did not play in 2 games.
- Inactive for 3 games.

2024 (MIAMI):

- Played in 15 games with 1 start.
- Dressed but did not play in 1 game.
- Inactive for 1 game.
- 68 carries for 249 yards (3.7 avg.).
- 3 receptions for 8 yards (2.7 avg.).
- 1 kickoff return for 29 yards.

VS. BUFFALO (9/12): 5 carries for 4 yards (0.8 avg.).

- Made his NFL debut.

VS. TENNESSEE (9/30): 9 carries for 32 yards (3.6 avg.).

AT NEW ENGLAND (10/6): 13 carries for 86 yards (6.6 avg.).

AT INDIANAPOLIS (10/20): 5 carries for 33 yards (6.6 avg.).

BEFORE THE NFL

COLLEGE (TENNESSEE):

CAREER: Played in 34 games with 12 starts; 368 carries for 2,297 yards (6.2 avg.) and 18 TDs; 30 receptions for 171 yards (5.7 avg.).

JUNIOR (2023): Started in 12 games; 137 carries for 1,013 yards (7.4 avg.) and 4 TDs; 22 receptions for 141 yards (6.4 avg.).

- 2nd-team All-SEC.
- Led all FBS running backs in yards per carry (min. 120 attempts).

SOPHOMORE (2022): Played in all 13 games; 146 carries for 875 yards (6.0 avg.) and 10 TDs; 2 receptions for 8 yards (4.0 avg.).

FRESHMAN (2021): Played in 9 games; 85 carries for 409 yards (4.8 avg.) and 4 TDs; 6 receptions for 22 yards (3.7 avg.).

HIGH SCHOOL (SOUTHERN DURHAM HS - DURHAM, N.C.)

- Also competed in track and field.

JUNIOR (2019): 89 carries for 901 yards (10.1 avg.) and 5 TDs; 6 receptions for 62 yards (10.3 avg.).

OFF THE FIELD

PERSONAL:

- MAJOR:** Sport management.

JAYLEN WRIGHT'S NFL REGULAR SEASON RUSHING/RECEIVING STATISTICS

| DATE | TEAM | GP | GS | RUSHING | | | | | TD | RECEIVING | | | | | TD |
|------------|-------|----|----|---------|------|------|----|---|----|-----------|------|------|----|---|----|
| | | | | NO. | YDS. | AVG. | LG | | | NO. | YDS. | AVG. | LG | | |
| 2024 | Miami | 15 | 1 | 68 | 249 | 3.7 | 20 | 0 | 0 | 3 | 8 | 2.7 | 6 | 0 | 0 |
| 2025 | Miami | 0 | 0 | 0 | 0 | 0.0 | 0 | 0 | 0 | 0 | 0.0 | 0 | 0 | 0 | 0 |
| NFL TOTALS | | 15 | 1 | 68 | 249 | 3.7 | 20 | 0 | 0 | 3 | 8 | 2.7 | 6 | 0 | 0 |

2024 GXG REGULAR-SEASON (MIAMI)

| DATE | OPPONENT | P/S | RUSHING | | | | | TD | RECEIVING | | | | | W/L | SCORE |
|-------|-----------------|-----|---------|------|------|----|---|--------------|-----------|------|------|----|---|-----|--------|
| | | | NO. | YDS. | AVG. | LG | | | NO. | YDS. | AVG. | LG | | | |
| 09/08 | Jacksonville | | | | | | | | | | | | | | 20-17 |
| 09/12 | Buffalo | P | 5 | 4 | 0.8 | 8 | 0 | 0 | 0 | 0.0 | 0 | 0 | 0 | L | 10-31 |
| 09/22 | at Seattle | S | 2 | 17 | 8.5 | 9 | 0 | 0 | 0 | 0.0 | 0 | 0 | 0 | L | 3-24 |
| 09/30 | Tennessee | P | 9 | 32 | 3.6 | 20 | 0 | 0 | 0 | 0.0 | 0 | 0 | 0 | L | 12-31 |
| 10/06 | at New England | P | 13 | 86 | 6.6 | 17 | 0 | 0 | 0 | 0.0 | 0 | 0 | 0 | W | 15-10 |
| 10/20 | at Indianapolis | P | 5 | 33 | 6.6 | 19 | 0 | 0 | 0 | 0.0 | 0 | 0 | 0 | L | 10-16 |
| 10/27 | Arizona | P | 2 | 18 | 9.0 | 12 | 0 | 0 | 0 | 0.0 | 0 | 0 | 0 | L | 27-28 |
| 11/03 | at Buffalo | P | 6 | 18 | 3.0 | 7 | 0 | 0 | 0 | 0.0 | 0 | 0 | 0 | L | 27-30 |
| 11/11 | at L.A. Rams | P | 5 | 3 | 0.6 | 5 | 0 | 0 | 0 | 0.0 | 0 | 0 | 0 | W | 23-15 |
| 11/17 | Las Vegas | P | 5 | 4 | 0.8 | 5 | 0 | 1 | 2 | 2.0 | 2 | 0 | 0 | W | 34-19 |
| 11/24 | New England | P | 7 | 28 | 4.0 | 12 | 0 | 0 | 0 | 0.0 | 0 | 0 | 0 | W | 34-15 |
| 11/28 | at Green Bay | P | 0 | 0 | 0.0 | 0 | 0 | 0 | 0 | 0.0 | 0 | 0 | 0 | L | 17-30 |
| 12/08 | N.Y. Jets | P | 2 | 7 | 3.5 | 5 | 0 | 2 | 6 | 3.0 | 6 | 0 | 0 | W | 32-26+ |
| 12/15 | at Houston | P | 1 | 3 | 3.0 | 3 | 0 | 0 | 0 | 0.0 | 0 | 0 | 0 | L | 12-20 |
| 12/22 | San Francisco | | | | | | | DID NOT PLAY | | | | | | W | 29-17 |



| | | | | | | | | | | | | | | |
|-------|--------------|---|---|----|------|---|---|---|---|-----|---|---|---|-------|
| 12/29 | at Cleveland | P | 0 | 0 | 0.0 | 0 | 0 | 0 | 0 | 0.0 | 0 | 0 | W | 20-3 |
| 01/05 | at N.Y. Jets | P | 6 | -4 | -0.7 | 8 | 0 | 0 | 0 | 0.0 | 0 | 0 | L | 20-32 |

2024 TOTALS

15-1 68 249 3.7 20 0 3 8 2.7 6 0 8-9

+ - Overtime

2025 GXG REGULAR-SEASON (MIAMI)

| DATE | OPPONENT | P/S | RUSHING | | | | | RECEIVING | | | | | W/L | SCORE |
|-------------|-----------------|-----|---------|------|------|----|----|--------------|------|------|----|----|-----|-------|
| | | | NO. | YDS. | AVG. | LG | TD | NO. | YDS. | AVG. | LG | TD | | |
| 09/07 | at Indianapolis | | | | | | | INACTIVE | | | | | L | 8-33 |
| 09/14 | New England | | | | | | | INACTIVE | | | | | L | 27-33 |
| 09/18 | at Buffalo | | | | | | | DID NOT PLAY | | | | | L | 21-31 |
| 09/29 | N.Y. Jets | | | | | | | DID NOT PLAY | | | | | W | 27-21 |
| 10/05 | at Carolina | | | | | | | INACTIVE | | | | | L | 24-27 |
| 2025 TOTALS | | 0-0 | 0 | 0 | 0.0 | 0 | 0 | 0 | 0 | 0.0 | 0 | 0 | 1-4 | |



INJURED RESERVE



ARTIE BURNS
#23 • Cornerback



YODNY CAJUSTE
#63 • Offensive Line



JALIN CONYERS
#47 • Tight End



JAMES DANIELS
#78 • Offensive Line



OBINNA EZE
#62 • Offensive Line




TYREEK HILL
#10 • Wide Receiver



GERMAIN IFEDI
#62 • Offensive Line



AUSTIN JACKSON
#73 • Offensive Line



KADER KOHOU
#4 • Cornerback



JASON MAITRE
#43 • Cornerback



JASON MARSHALL JR.
#33 • Cornerback



ALEXANDER MATTISON
#8 • Running Back



ANDREW MEYER
#60 • Offensive Line



JASON SANDERS
#7 • Kicker

RESERVE/PUP



LIAM EICHENBERG
#74 • Offensive Line

PRACTICE SQUAD



QUINTON BELL
#56 • Linebacker



JORDAN COLBERT
#43 • Safety



BRAEDEN DANIELS
#66 • Offensive Line



GREG DULCICH
#85 • Tight End



JaMYCAL HASTY
#37 • Running Back



AJ HENNING
#88 • Wide Receiver



ALEX HUNTLEY
#96 • Defensive Tackle



CALEB JOHNSON
#51 • Linebacker



ISAIAH JOHNSON
#46 • Cornerback



ROY MBAETIKA
#76 • Offensive Line



DERRICK MCLENDON
#59 • Linebacker



JOSH PRIEBE
#68 • Offensive Line



HAYDEN RUCCI
#87 • Tight End



JOHN SAUNDERS JR.
#35 • Safety



KADEEM TELFORT
#75 • Offensive Line



THEO WEASE JR.
#81 • Wide Receiver



JEFF WILSON JR.
#34 • Running Back



HISTORY & RECORDS



INDIVIDUAL RECORDS

The following individual records relate solely to service with the Miami Dolphins. They include National Football League regular-season statistics only – with the exception of those single-game records marked by "*" or "**."

* Playoff game ** Super Bowl

1966-77: 14 games 1983-86: 16 games 1978-81: 16 games 1987: 15 games 1982: 9 games 1988-2020: 16 games 2021-Present: 17 games

SERVICE

MOST SEASONS

| | |
|----|--------------------------------------|
| 17 | Dan Marino (1983-99) |
| 15 | Bob Kuechenberg (1970-84) |
| 14 | Bob Griese (1967-80) |
| 14 | Don Strock (1974-87) |
| 14 | John Denney (2005-18) |
| 13 | Nat Moore (1974-86) |
| 13 | Jason Taylor (1997-2007, 2009, 2011) |
| 12 | Larry Little (1969-80) |
| 12 | Ed Newman (1973-84) |
| 12 | Bruce Hardy (1978-89) |
| 12 | Jim Jensen (1981-92) |
| 12 | Zach Thomas (1996-2007) |

MOST GAMES PLAYED

| | |
|-----|--------------------------------------|
| 242 | Dan Marino (1983-99) |
| 224 | John Denney (2005-18) |
| 204 | Jason Taylor (1997-2007, 2009, 2011) |
| 196 | Bob Kuechenberg (1970-84) |
| 183 | Nat Moore (1974-86) |
| 168 | Zach Thomas (1996-2007) |
| 167 | Ed Newman (1973-85) |
| 166 | Vern Den Herder (1971-82) |
| 164 | Jim Jensen (1981-92) |
| 164 | Richmond Webb (1990-00) |
| 163 | Don Strock (1974-87) |
| 161 | Bob Griese (1967-80) |
| 159 | Larry Little (1969-80) |
| 157 | Tim Bowens (1994-04) |
| 156 | Tim Ruddy (1994-03) |
| 155 | Olindo Mare (1997-2006) |
| 151 | Bruce Hardy (1978-89) |

MOST CONSECUTIVE GAMES PLAYED

| | |
|-----|---------------------------------------------------------|
| 224 | John Denney (1st in 2005 through 16th in 2018) |
| 130 | Jason Taylor (15th in 1999 through 16th in 2007) |
| 128 | Jim Langer (10th in 1970 through 9th in 1979) |
| 128 | Brandon Fields (1st in 2007 through 16th in 2014) |
| 127 | Garo Yepremian (2nd in 1970 through 16th in 1978) |
| 125 | Bob Baumhower (1st in 1977 through 14th in 1984) |
| 118 | Richmond Webb (3rd in 1991 through 8th in 1998) |
| 116 | Olindo Mare (1st in 1997 through 4th in 2004) |
| 116 | Jason Sanders (1st in 2018 through 17th in 2024) |
| 107 | Dwight Stephenson (1st in 1980 through 2nd in 1987) |

MOST STARTS

| | |
|-----|--------------------------------------|
| 240 | Dan Marino (1983-99) |
| 186 | Jason Taylor (1997-2007, 2009, 2011) |
| 176 | Bob Kuechenberg (1970-84) |
| 168 | Zach Thomas (1996-2007) |
| 162 | Richmond Webb (1990-2000) |
| 155 | Tim Bowens (1994-04) |
| 152 | Bob Griese (1967-80) |
| 152 | Larry Little (1969-80) |
| 144 | Vern Den Herder (1971-82) |
| 140 | Tim Ruddy (1994-2003) |

MOST CONSECUTIVE STARTS

| | |
|-----|----------------------------------------------------|
| 130 | Jason Taylor (15th in 1999 through 16th in 2007) |
| 118 | Richmond Webb (3rd in 1991 through 8th in 1998) |
| 109 | Jim Langer (1st in 1972 through 9th in 1979) |
| 95 | Dan Marino (6th in 1987 through 5th in 1993) |
| 92 | Tim Bowens (3rd in 1994 through 14th in 1999) |
| 91 | Norm Evans (3rd in 1969 through 9th in 1975) |
| 87 | Dick Anderson (12th in 1968 through 14th in 1974) |
| 87 | Vernon Carey (7th in 2005 through 12th in 2010) |
| 86 | Bob Baumhower (1st in 1977 through 8th in 1982) |
| 84 | Jake Scott (1st in 1970 through 14th in 1975) |
| 81 | Vern Den Herder (1st in 1972 through 11th in 1977) |
| 81 | Jeff Cross (16th in 1988 through 16th in 1993) |
| 81 | Keith Sims (11th in 1991 through 11th in 1996) |
| 80 | Randy McMichael (1st in 2002 through 16th in 2006) |

MOST PRO BOWLS

| | |
|---|---------------------------------------------|
| 9 | Dan Marino (1983-87, 1991-92, 1994-95) |
| 7 | Richmond Webb (1990-96) |
| 7 | Zach Thomas (1999-2003, 2005-06) |
| 6 | Bob Griese (1970-71, 1973-74, 1977-78) |
| 6 | Jim Langer (1973-78) |
| 6 | Bob Kuechenberg (1974-75, 1977-78, 1982-83) |
| 6 | Jason Taylor (2000, 2002, 2004-07) |
| 5 | Larry Csonka (1970-74) |
| 5 | Paul Warfield (1970-74) |
| 5 | Jake Scott (1971-75) |
| 5 | Bob Baumhower (1979, 1981-84) |
| 5 | Dwight Stephenson (1983-87) |
| 5 | John Offerdahl (1986-90) |
| 5 | Mark Clayton (1984-86, 1988, 1991) |
| 5 | Cameron Wake (2010, 2012-14, 2016) |

MOST CONSECUTIVE PRO BOWLS

| | |
|---|-----------------------------|
| 7 | Richmond Webb (1990-96) |
| 6 | Jim Langer (1973-78) |
| 5 | Larry Csonka (1970-74) |
| 5 | Paul Warfield (1970-74) |
| 5 | Jake Scott (1971-75) |
| 5 | Dan Marino (1983-87) |
| 5 | Dwight Stephenson (1983-87) |
| 5 | John Offerdahl (1986-90) |
| 5 | Zach Thomas (1999-2003) |

MOST PRO BOWL STARTS

| | |
|---|---------------------------------------|
| 7 | Dan Marino (1983-86, 1992, 1994-95) |
| 5 | Jim Langer (1973-77) |
| 5 | Jason Taylor (2000, 2002, 2004-06) |
| 4 | Dwight Stephenson (1983-86) |
| 4 | John Offerdahl (1986, 1988-90) |
| 4 | Richmond Webb (1992-95) |
| 4 | Cameron Wake (2010, 2012, 2014, 2016) |
| 3 | Larry Little (1972-74) |
| 3 | Jake Scott (1972-73, 1975) |
| 3 | Bob Baumhower (1979, 1981, 1983) |
| 3 | Sam Madison (1999-2001) |
| 3 | Zach Thomas (1999, 2002, 2006) |
| 3 | Jake Long (2009-11) |
| 3 | Xavien Howard (2018, 20-21) |



INDIVIDUAL RECORDS

MOST CONSECUTIVE PRO BOWL STARTS

| | |
|---|-----------------------------|
| 5 | Jim Langer (1973-77) |
| 4 | Dwight Stephenson (1983-86) |
| 4 | Dan Marino (1983-86) |
| 4 | Richmond Webb (1992-95) |
| 3 | Larry Little (1972-74) |
| 3 | John Offerdahl (1988-90) |
| 3 | Sam Madison (1999-2001) |
| 3 | Jason Taylor (2004-06) |
| 3 | Jake Long (2009-11) |

SCORING

MOST POINTS

CAREER

| | |
|------------|--------------------------------------------------------|
| 1,048 | Olindo Mare (1997-06), 313 XPs, 245 FGs |
| 830 | Garó Yepremian (1970-78), 335 XPs, 165 FGs |
| 826 | Jason Sanders (2018-24), 259 XPs, 187 FGs, 1 TD |
| 774 | Pete Stoyanovich (1989-95), 246 XPs, 176 FGs |
| 540 | Uwe von Schamann (1979-84), 237 XPs, 101 FGs |

SEASON

| | |
|------------|---------------------------------------------|
| 144 | Olindo Mare (1999), 27 XPs, 39 FGs |
| 144 | Jason Sanders (2020), 36 XPs, 36 FGs |
| 137 | Jason Sanders (2024), 26 XPs, 37 FGs |
| 130 | Jason Sanders (2023), 58 XPs, 24 FGs |
| 128 | Caleb Sturgis (2014), 41 XPs, 29 FGs |

GAME

| | |
|-----------|--------------------------------------------------|
| 24 | Paul Warfield (12/15/73 vs. Detroit), 4 TDs |
| 24 | Mark Ingram (11/27/94 at N.Y. Jets), 4 TDs |
| 24 | Ronnie Brown (9/21/08 at New England), 4 TDs |
| 24 | De'Von Achane (9/24/23 vs. Denver), 4 TDs |
| 24 | Raheem Mostert (9/24/23 vs. Denver), 4 TDs |

MOST POINTS BY A ROOKIE

SEASON

| | |
|-----|--------------------------------------|
| 116 | Fuad Reveiz (1985), 50 XPs, 22 FGs |
| 111 | Caleb Sturgis (2013), 33 XPs, 26 FGs |
| 103 | Dan Carpenter (2008), 40 XPs, 21 FGs |

MOST CONSECUTIVE GAMES SCORING POINTS

| | |
|-----|---------------------------------------------------|
| 121 | Garó Yepremian (8th in 1970 through 16th in 1978) |
|-----|---------------------------------------------------|

MOST TOUCHDOWNS

CAREER

| | |
|----|---------------------------------------------------------|
| 82 | Mark Clayton (1983-92), 81 pass, 1 ret. |
| 75 | Nat Moore (1974-86), 74 pass, 1 run |
| 59 | Mark Duper (1982-92), 59 pass |
| 57 | Larry Csonka (1968-74, 1979), 53 run, 4 pass |
| 54 | Ricky Williams (2002-03, 2005, 2007-10), 48 run, 6 pass |

SEASON

| | |
|----|-------------------------------------------|
| 21 | Raheem Mostert (2023) 18 run, 3 pass |
| 18 | Mark Clayton (1984), 18 pass |
| 17 | Ricky Williams (2002), 16 run, 1 pass |
| 16 | Karim Abdul-Jabbar (1997), 15 run, 1 pass |
| 16 | Lamar Smith (2000), 14 run, 2 pass |

GAME

| | |
|----------|----------------------------------------------------------|
| 4 | Paul Warfield (12/15/73 vs. Detroit), 4 pass |
| 4 | Mark Ingram (11/27/94 at N.Y. Jets), 4 pass |
| 4 | Ronnie Brown (9/21/08 at New England), 4 run |
| 4 | De'Von Achane (9/24/23 vs. Denver), 2 run, 2 pass |
| 4 | Raheem Mostert (9/24/23 vs. Denver), 3 run, 1 pass |

MOST TOUCHDOWNS BY A ROOKIE

SEASON

| | |
|-----------|--------------------------------------------|
| 13 | Ron Davenport (1985), 11 run, 2 pass |
| 11 | Karim Abdul-Jabbar (1996), 11 run |
| 11 | De'Von Achane (2023), 8 run, 3 pass |
| 8 | Andra Franklin (1981), 7 run, 1 pass |
| 7 | Larry Csonka (1968), 6 run, 1 pass |
| 7 | Troy Stradford (1987), 6 run, 1 pass |
| 7 | Chris Chambers (2001), 7 pass |
| 7 | Jaylen Waddle (2021), 1 run, 6 pass |

GAME

| | |
|----------|----------------------------------------------------------|
| 4 | De'Von Achane (9/24/23 vs. Denver), 2 run, 2 pass |
| 3 | Ronald Scott (10/11/87 vs. Kansas City), 3 run |
| 3 | Troy Stradford (12/7/87 vs. N.Y. Jets), 3 run |
| 3 | Sammie Smith (12/10/89 vs. New England), 3 run |

MOST CONSECUTIVE GAMES SCORING A TOUCHDOWN

| | |
|---|----------------------------------------------------------------------|
| 6 | Paul Warfield (4th through 9th in 1971) |
| 6 | Mark Clayton (13th through 16th in 1988 and 2nd through 3rd in 1989) |
| 6 | Ricky Williams (16th in 2002 and 1st through 5th in 2003) |

MOST FIELD GOALS

CAREER

| | |
|------------|------------------------------------------|
| 245 | Olindo Mare (1997-06), 303 att. |
| 187 | Jason Sanders (2018-24), 221 att. |
| 176 | Pete Stoyanovich (1989-95), 222 att. |
| 165 | Garó Yepremian (1970-78), 242 att. |
| 127 | Dan Carpenter (2008-12), 155 att. |

SEASON

| | |
|-----------|--------------------------------------|
| 39 | Olindo Mare (1999), 46 att.w |
| 37 | Jason Sanders (2024), 41 att. |
| 36 | Jason Sanders (2020), 39 att. |
| 31 | Pete Stoyanovich (1991), 37 att. |
| 30 | Pete Stoyanovich (1992), 37 att. |
| 30 | Dan Carpenter (2010), 41 att. |

GAME

| | |
|----------|-----------------------------------------------------------|
| 7 | Jason Sanders (12/8/19 at N.Y. Jets), 8 att. |
| 6 | Olindo Mare (10/17/99 at New England), 6 att. |
| 5 | Garó Yepremian (9/26/71 at Buffalo), 6 att. |
| 5 | Olindo Mare (12/31/06 at Indianapolis), 5 att. |
| 5 | Dan Carpenter (10/24/10 vs. Pittsburgh), 5 att. |
| 5 | Dan Carpenter (10/31/10 at Cincinnati), 5 att. |
| 5 | Jason Sanders (10/4/20 vs. Seattle), 5 att. |
| 5 | Jason Sanders (10/11/20 at San Francisco), 5 att. |
| 5 | Jason Sanders (12/24/23 vs. Dallas), 5 att. |
| 5 | Jason Sanders (12/22/24 vs. San Francisco), 5 att. |

MOST FIELD GOALS BY A ROOKIE

SEASON

| | |
|----|----------------------------------|
| 26 | Caleb Sturgis (2013), 34 att. |
| 22 | Fuad Reveiz (1985), 27 att. |
| 21 | Uwe von Schamann (1979), 29 att. |
| 21 | Dan Carpenter (2008), 25 att. |

GAME

| | |
|----------|------------------------------------------------------|
| 4 | Dan Carpenter (11/2/08 at Denver), 4 att. |
| 4 | Jason Sanders (11/11/18 at Green Bay), 4 att. |
| 3 | 16 times last – Jason Sanders, 10/25/18 at Houston) |



INDIVIDUAL RECORDS

MOST CONSECUTIVE GAMES SCORING A FIELD GOAL

| | |
|----|---------------------------------------------------|
| 20 | Garó Yepremian (10th in 1970 through 1st in 1972) |
| 20 | Olindo Mare (7th in 1998 through 10th in 1999) |

MOST CONSECUTIVE FIELD GOALS

| | |
|----|--------------------------------------------------|
| 27 | Jason Sanders (7th through 18th in 2024) |
| 22 | Jason Sanders (16th in 2019 through 9th in 2020) |
| 19 | Olindo Mare (3rd through 7th in 1999) |
| 17 | Dan Carpenter (2nd through 12th in 2009) |
| 16 | Garó Yepremian (8th through 16th in 1978) |
| 16 | Olindo Mare (7th through 16th in 2000) |

HIGHEST FIELD GOAL PERCENTAGE

CAREER (min: 50 att.)

| | |
|------|----------------------------------------|
| 84.6 | Jason Sanders (2018-24), 187 of 221 |
| 81.9 | Dan Carpenter (2008-12), 127 of 155 |
| 80.9 | Olindo Mare (1997-06), 245 of 303 |
| 79.3 | Pete Stoyanovich (1989-95), 176 of 222 |
| 77.5 | Caleb Sturgis (2013-14), 55 of 71 |

SEASON (min: 15 att.)

| | |
|------|--------------------------------|
| 92.3 | Jason Sanders (2020), 36 of 39 |
| 91.3 | Jay Feely (2007), 21 of 23 |
| 91.3 | Cody Parkey (2017), 21 of 23 |
| 90.5 | Olindo Mare (2001), 19 of 21 |
| 90.3 | Olindo Mare (2000), 28 of 31 |

LONGEST FIELD GOALS

| | |
|-----|-------------------------------------------|
| 60 | Dan Carpenter (12/5/10 vs. Cleveland) |
| 59 | Pete Stoyanovich (11/12/89 at N.Y. Jets) |
| *58 | Pete Stoyanovich (1/5/91 vs. Kansas City) |
| 58 | Dan Carpenter (1/1/12 vs. N.Y. Jets) |
| 57 | Jason Sanders (12/24/23 vs. Dallas) |
| 57 | Jason Sanders (12/8/24 vs. N.Y. Jets) |

LONGEST FIELD GOALS BY A ROOKIE

| | |
|----|--------------------------------------------|
| 59 | Pete Stoyanovich (11/12/89 at N.Y. Jets) |
| 54 | Caleb Sturgis (9/15/13 at Indianapolis) |
| 53 | Uwe von Schamann (10/21/79 at New England) |
| 53 | Andrew Franks (10/25/15 vs. Houston) |
| 52 | Caleb Sturgis (10/27/13 at New England) |

MOST POINTS AFTER TOUCHDOWN

CAREER

| | |
|-----|------------------------------------|
| 335 | Garó Yepremian (1970-78), 351 att. |
| 313 | Olindo Mare (1997-06), 318 att. |
| 259 | Jason Sanders (2018-24), 266 att. |

SEASON

| | |
|----|----------------------------------|
| 66 | Uwe von Schamann (1984), 70 att. |
| 58 | Jason Sanders (2023), 59 att. |
| 52 | Fuad Reveiz (1986), 55 att. |

GAME

| | |
|----|---------------------------------------------------|
| 10 | Jason Sanders (9/24/23 vs. Denver), 10 att. |
| 7 | Garó Yepremian (11/12/72 vs. New England), 7 att. |
| 7 | Garó Yepremian (11/24/77 at St. Louis), 8 att. |
| 7 | Pete Stoyanovich (9/3/95 vs. N.Y. Jets), 7 att. |
| 7 | Olindo Mare (9/8/02 vs. Detroit), 7 att. |

MOST POINTS AFTER TOUCHDOWN BY A ROOKIE

SEASON

| | |
|----|----------------------------------|
| 50 | Fuad Reveiz (1985), 52 att. |
| 40 | Dan Carpenter (2008), 40 att. |
| 38 | Pete Stoyanovich (1989), 39 att. |

MOST CONSECUTIVE POINTS AFTER TOUCHDOWN

| | |
|-----|-------------------------------------------------|
| 110 | Garó Yepremian (7th in 1972 to 2nd in 1975) |
| 110 | Pete Stoyanovich (16th in 1992 to 16th in 1995) |

HIGHEST POINT AFTER TOUCHDOWN PCT.

CAREER (min: 150 att.)

| | |
|-------|----------------------------------------|
| 99.4 | Dan Carpenter (2008-12), 154 of 155 |
| 98.43 | Olindo Mare (1997-06), 313 of 318 |
| 98.40 | Pete Stoyanovich (1989-95), 246 of 250 |
| 96.6 | Jason Sanders (2018-24), 259 of 268 |
| 95.3 | Fuad Reveiz (1985-88), 161 of 169 |

MOST TWO-POINT CONVERSIONS

CAREER

| | |
|---|------------------------------------|
| 2 | Irving Fryar (1993-95), 2 pass |
| 2 | Marty Booker (2004-07), 2 pass |
| 2 | Jarvis Landry (2014-16), 2 pass |
| 2 | Preston Williams (2019-21), 2 pass |
| 2 | Jaylen Waddle (2021-24), 2 pass |

SEASON

| | |
|---|---------------------------------|
| 2 | Irving Fryar (1994), 2 pass |
| 2 | Marty Booker (2006), 2 pass |
| 2 | Preston Williams (2020), 2 pass |
| 2 | Jaylen Waddle (2024), 2 pass |

RUSHING

MOST RUSHING YARDS

CAREER

| | |
|-------|-----------------------------------------------------|
| 6,737 | Larry Csonka (1968-74, 1979), 1,506 att. |
| 6,436 | Ricky Williams (2002-03, 2005, 2007-10), 1,509 att. |
| 4,815 | Ronnie Brown (2005-10), 1,128 att. |
| 3,877 | Mercury Morris (1969-75), 754 att. |
| 3,644 | Jim Kiick (1968-74), 997 att. |

SEASON

| | |
|-------|------------------------------------------|
| 1,853 | Ricky Williams (2002), 4.8 per carry |
| 1,372 | Ricky Williams (2003), 3.5 per carry |
| 1,272 | Jay Ajayi (2016), 4.9 per carry |
| 1,258 | Delvin Williams (1978), 4.6 per carry |
| 1,139 | Lamar Smith (2000), 3.7 per carry |
| 1,121 | Ricky Williams (2009), 4.7 per carry |
| 1,117 | Larry Csonka (1972), 5.2 per carry |
| 1,116 | Karim Abdul-Jabbar (1996), 3.6 per carry |
| 1,099 | Lamar Miller (2014), 5.1 per carry |
| 1,086 | Reggie Bush (2011), 5.0 per carry |
| 1,051 | Larry Csonka (1971), 5.4 per carry |
| 1,012 | Raheem Mostert (2023), 4.8 per carry |
| 1,008 | Ronnie Brown (2006), 4.2 per carry |
| 1,003 | Larry Csonka (1973), 4.6 per carry |
| 1,000 | Mercury Morris (1972), 5.3 per carry |

GAME

| | |
|------|--------------------------------------------------|
| 228 | Ricky Williams (12/1/02 at Buffalo), 27 att. |
| 216 | Ricky Williams (12/9/02 vs. Chicago), 31 att. |
| 214 | Jay Ajayi (10/23/16 vs. Buffalo), 28 att. |
| *209 | Lamar Smith (12/30/00 vs. Indianapolis), 40 att. |
| 206 | Jay Ajayi (12/24/16 at Buffalo), 32 att. |
| 204 | Jay Ajayi (10/16/16 vs. Pittsburgh), 25 att. |
| 203 | Reggie Bush (12/18/11 at Buffalo), 25 att. |
| 203 | De'Von Achane (9/24/23 vs. Denver), 18 att. |



INDIVIDUAL RECORDS

MOST RUSHING YARDS BY A ROOKIE

SEASON

| | |
|------------|--------------------------------------------|
| 1,116 | Karim Abdul-Jabbar (1996), 3.6 per carry |
| 907 | Ronnie Brown (2005), 4.4 per carry |
| 800 | De'Von Achane (2023), 7.8 per carry |
| 711 | Andra Franklin (1981), 3.5 per carry |
| 659 | Sammie Smith (1989), 3.3 per carry |

GAME

| | |
|------------|---------------------------------------------------------|
| 203 | De'Von Achane (9/24/23 vs. Denver), 18 att. |
| 169 | Troy Stradford (11/22/87 at Dallas), 17 att. |
| 152 | Karim Abdul-Jabbar (12/22/96 at N.Y. Jets), 30 att. |
| 151 | De'Von Achane (10/8/23 vs. N.Y. Giants), 11 att. |
| 140 | Leroy Harris (12/5/77 vs. Baltimore), 17 att. |

MOST RUSHING ATTEMPTS

CAREER

| | |
|-------|-----------------------------------------|
| 1,509 | Ricky Williams (2002-03, 2005, 2007-10) |
| 1,506 | Larry Csonka (1968-74, 1979) |
| 1,128 | Ronnie Brown (2005-10) |
| 997 | Jim Kiick (1968-74) |
| 888 | Karim Abdul-Jabbar (1996-99) |

SEASON

| | |
|-----|---------------------------|
| 392 | Ricky Williams (2003) |
| 383 | Ricky Williams (2002) |
| 313 | Lamar Smith (2001) |
| 309 | Lamar Smith (2000) |
| 307 | Karim Abdul-Jabbar (1996) |

GAME

| | |
|------|--------------------------------------------------------|
| 42 | Ricky Williams (9/21/03 vs. Buffalo), 153 yards |
| *40 | Lamar Smith (12/30/00 vs. Indianapolis), 209 yards |
| 36 | Ricky Williams (10/6/02 vs. New England), 105 yards |
| 36 | Ricky Williams (11/16/03 vs. Baltimore), 105 yards |
| 34 | Ricky Williams (9/14/03 at N.Y. Jets), 125 yards |
| **33 | Larry Csonka (1/13/74 vs. Minnesota), 145 yards |
| 33 | Karim Abdul-Jabbar (9/20/98 vs. Pittsburgh), 108 yards |

MOST RUSHING ATTEMPTS BY A ROOKIE

SEASON

| | |
|-----|---------------------------|
| 307 | Karim Abdul-Jabbar (1996) |
| 207 | Ronnie Brown (2005) |
| 201 | Andra Franklin (1981) |
| 200 | Sammie Smith (1989) |
| 165 | Jim Kiick (1968) |
| 165 | Daniel Thomas (2011) |

GAME

| | |
|----|--------------------------------------------------------|
| 31 | J.J. Johnson (11/21/99 vs. New England), 106 yards |
| 30 | Troy Stradford (12/7/87 vs. N.Y. Jets), 120 yards |
| 30 | Karim Abdul-Jabbar (12/22/96 at N.Y. Jets), 152 yards |
| 29 | Karim Abdul-Jabbar (11/3/96 at New England), 104 yards |
| 27 | Karim Abdul-Jabbar (12/16/96 vs. Buffalo), 76 yards |

MOST RUSHING TOUCHDOWNS

CAREER

| | |
|----|-----------------------------------------|
| 53 | Larry Csonka (1968-74, 1979) |
| 48 | Ricky Williams (2002-03, 2005, 2007-10) |
| 36 | Ronnie Brown (2005-10) |
| 33 | Karim Abdul-Jabbar (1996-99) |
| 29 | Mercury Morris (1969-75) |

SEASON

| | |
|----|-----------------------|
| 18 | Raheem Mostert (2023) |
| 16 | Ricky Williams (2002) |

| | |
|----|---------------------------|
| 15 | Karim Abdul-Jabbar (1997) |
| 14 | Lamar Smith (2000) |
| 12 | Mercury Morris (1972) |
| 12 | Don Nottingham (1975) |
| 12 | Larry Csonka (1979) |

GAME

| | |
|----|-----------------------------------------------------|
| 4 | Ronnie Brown (9/21/08 at New England), 215,5,62 |
| 3 | Jim Kiick (12/20/70 vs. Buffalo), 4,2,2 |
| 3 | Mercury Morris (11/12/72 vs. New England), 4,4,6 |
| 3 | Mercury Morris (9/30/73 vs. New England), 24,70,35 |
| *3 | Larry Csonka (12/30/73 vs. Oakland), 11,2,2 |
| 3 | Don Nottingham (11/3/74 vs. Atlanta), 1,2,1 |
| 3 | Don Nottingham (10/5/75 at Green Bay), 11,1,11 |
| 3 | Don Nottingham (10/26/75 at Buffalo), 1,1,1 |
| 3 | Larry Csonka (9/23/79 vs. Chicago), 12,9,1 |
| 3 | Larry Csonka (11/29/79 vs. New England), 1,1,1 |
| 3 | Ronald Scott (10/11/87 vs. Kansas City), 2,4,3 |
| 3 | Troy Stradford (12/7/87 vs. N.Y. Jets), 1,1,1 |
| 3 | Sammie Smith (12/10/89 vs. New England), 1,7,2 |
| 3 | Bernie Parmalee (12/25/94 vs. Detroit), 1,1,6 |
| 3 | Karim Abdul-Jabbar (10/19/97 at Baltimore), 5,5,6 |
| 3 | Karim Abdul-Jabbar (11/23/97 at New England), 1,1,1 |
| 3 | Ricky Williams (10/25/09 vs. New Orleans), 4,68,4 |
| 3 | Raheem Mostert (9/24/23 vs. Denver), 20,3,1 |

MOST RUSHING TOUCHDOWNS BY A ROOKIE

SEASON

| | |
|----------|-----------------------------|
| 11 | Ron Davenport (1985) |
| 11 | Karim Abdul-Jabbar (1996) |
| 8 | De'Von Achane (2023) |
| 7 | Andra Franklin (1981) |
| 6 | Larry Csonka (1968) |
| 6 | Troy Stradford (1987) |
| 6 | Sammie Smith (1989) |

GAME

| | |
|---|-----------------------------------------|
| 3 | Ronald Scott (10/11/87 vs. Kansas City) |
| 3 | Troy Stradford (12/7/87 vs. N.Y. Jets) |
| 3 | Sammie Smith (12/10/89 vs. New England) |

MOST CONSECUTIVE GAMES WITH A RUSHING TD

| | |
|---|------------------------------------------------|
| 5 | Mercury Morris (6th through 10th in 1972) |
| 5 | Don Nottingham (2nd through 6th in 1975) |
| 5 | Pete Johnson (8th through 12th in 1984) |
| 5 | Karim Abdul-Jabbar (10th through 14th in 1997) |

HIGHEST RUSHING AVERAGE

CAREER (min: 300 att.)

| | |
|------------|------------------------------------------|
| 5.4 | De'Von Achane (2023-25), 366 att. |
| 5.1 | Mercury Morris (1969-75), 754 att. |
| 4.8 | Tony Nathan (1979-87), 732 att. |
| 4.7 | Reggie Bush (2011-12), 443 att. |
| 4.6 | Kenyan Drake (2016-19), 333 att. |

SEASON (min: 100 att.)

| | |
|------------|--------------------------------------------|
| 7.8 | De'Von Achane (2023), 103/800 yards |
| 6.4 | Mercury Morris (1973), 149/954 yards |
| 5.4 | Larry Csonka (1971), 195/1,051 yards |
| 5.32 | Tony Nathan (1981), 147/782 yards |
| 5.26 | Mercury Morris (1972), 190/1,000 yards |

GAME (min: 10 att.)

| | |
|-------------|-------------------------------------------------------|
| 13.7 | De'Von Achane (10/8/23 vs. N.Y. Giants) 11/151 |
| 13.1 | Mercury Morris (9/30/73 vs. New England) 15/197 |
| 12.6 | Abner Haynes (9/17/67 vs. Denver), 12/151 |
| 12.6 | Delvin Williams (11/9/80 at Los Angeles), 12/151 |



INDIVIDUAL RECORDS

MOST 100-YARD RUSHING GAMES

CAREER

| | |
|----|-----------------------------------------|
| 24 | Ricky Williams (2002-03, 2005, 2007-10) |
| 15 | Larry Csonka (1968-74, 1979) |
| 15 | Ronnie Brown (2005-10) |
| 10 | Mercury Morris (1969-75) |
| 9 | Karim Abdul-Jabbar (1996-99) |

SEASON

| | |
|----|-----------------------------|
| 10 | Ricky Williams (2002) |
| 7 | Ricky Williams (2003) |
| 5 | Delvin Williams (1978) |
| 5 | Reggie Bush (2011) |
| 4 | Larry Csonka (1972) |
| 4 | Karim Abdul-Jabbar (1996) |
| 4 | Lamar Smith (2000) |
| 4 | Ronnie Brown (2006) |
| 4 | Ronnie Brown (2007) |
| 4 | Ricky Williams (2009) |
| 4 | Jay Ajayi (2016) |
| 4 | De'Von Achane (2023) |

MOST 100-YARD RUSHING GAMES BY A ROOKIE

| | |
|---|-----------------------------|
| 4 | Karim Abdul-Jabbar (1996) |
| 4 | De'Von Achane (2023) |
| 3 | Benny Malone (1974) |
| 3 | Troy Stradford (1987) |
| 2 | Jim Kiick (1968) |
| 2 | Leroy Harris (1977) |
| 2 | Ronnie Brown (2005) |

MOST CONSECUTIVE 100-YARD RUSHING GAMES

| | |
|---|------------------------------------------------|
| 5 | Ricky Williams (10th through 14th in 2002) |
| 4 | Ronnie Brown (3rd through 6th in 2007) |
| 4 | Reggie Bush (12th through 15th in 2011) |
| 3 | Ricky Williams (1st through 3rd in 2002) |
| 3 | Ricky Williams (10th through 12th in 2003) |
| 3 | Ricky Williams (9th through 11th in 2009) |
| 3 | Jay Ajayi (6th through 8th in 2016) |
| 3 | De'Von Achane (3rd through 5th in 2023) |
| 2 | Larry Csonka (11th through 12th in 1970) |
| 2 | Benny Malone (7th through 8th in 1974) |
| 2 | Don Nottingham (2nd through 3rd in 1975) |
| 2 | Mercury Morris (5th through 6th in 1975) |
| 2 | Benny Malone (7th through 8th in 1976) |
| 2 | Benny Malone (4th through 5th in 1977) |
| 2 | Andra Franklin (5th through 6th in 1982) |
| 2 | Mark Higgs (1st through 2nd in 1991) |
| 2 | Bernie Parmalee (7th through 8th in 1994) |
| 2 | Ricky Williams (2nd through 3rd in 2003) |
| 2 | Ricky Williams (14th through 15th in 2003) |
| 2 | Ricky Williams (15th through 16th in 2005) |
| 2 | Ronnie Brown (15th through 16th in 2006) |
| 2 | Ronnie Brown (3rd through 4th in 2008) |
| 2 | Lamar Miller (5th through 6th in 2015) |
| 2 | Kenyan Drake (12th through 13th in 2017) |

LONGEST RUNS FROM SCRIMMAGE

| | |
|-----|------------------------------------------------|
| 97t | Lamar Miller (12/28/14 vs. N.Y. Jets) |
| 85t | Lamar Miller (10/25/15 vs. Houston) |
| 77t | Leroy Harris (12/5/77 vs. Baltimore) |
| 77t | Keith Byars (11/25/93 at Dallas) |
| 76t | Reggie Bush (12/18/11 at Buffalo) |
| 76t | De'Von Achane (10/8/23 vs. N.Y. Giants) |
| 75t | Kalen Ballage (12/16/18 at Minnesota) |
| 71t | Jerris McPhail (10/27/97 vs. Chicago) |
| 70t | Mercury Morris (9/30/73 vs. New England) |

| | |
|-----|--------------------------------------------|
| 70 | Mercury Morris (10/15/73 at Cleveland) |
| 69 | Damien Williams (11/19/17 vs. Tampa Bay) |
| 68t | Lamar Smith (10/23/00 at N.Y. Jets) |
| 68t | James McKnight (10/5/03 at N.Y. Giants) |
| 68t | Ricky Williams (10/25/09 vs. New Orleans) |
| 67 | Raheem Mostert (12/17/22 at Buffalo) |
| 67t | De'Von Achane (9/24/23 vs. Denver) |
| 66t | Benny Malone (10/9/77 at Baltimore) |
| 66t | Kenyan Drake (11/13/17 at Carolina) |
| 65t | Abner Haynes (9/17/67 vs. Denver) |
| 65t | Gary Davis (9/17/78 vs. Buffalo) |
| 65 | Delvin Williams (11/9/80 at Los Angeles) |
| 65t | Ronnie Brown (10/21/05 vs. Kansas City) |
| 65t | Reggie Bush (9/16/12 vs. Oakland) |
| 64 | Ron Davenport (12/18/88 at Pittsburgh) |
| 63 | Norm Bulaich (9/10/78 at Baltimore) |
| 63t | Ricky Williams (12/9/02 vs. Chicago) |
| 62t | Ronnie Brown (9/21/08 at New England) |
| 62t | Jay Ajayi (10/16/16 vs. Pittsburgh) |
| 61 | Chris Chambers (9/11/05 vs. Denver) |
| 61 | De'Von Achane (1/5/25 at N.Y. Jets) |
| 60t | Gary Davis (12/17/77 vs. Buffalo) |
| 60 | Ronnie Brown (9/30/07 vs. Oakland) |

PASSING

MOST PASSING YARDS

CAREER

| | |
|--------|---------------------------------|
| 61,361 | Dan Marino (1983-99) |
| 25,092 | Bob Griese (1967-80) |
| 20,434 | Ryan Tannehill (2012-18) |
| 16,514 | Tua Tagovailoa (2020-25) |
| 11,040 | Jay Fiedler (2000-04) |

SEASON

| | |
|-------|------------------------------|
| 5,084 | Dan Marino (1984) |
| 4,746 | Dan Marino (1986) |
| 4,624 | Tua Tagovailoa (2023) |
| 4,453 | Dan Marino (1994) |
| 4,434 | Dan Marino (1988) |
| 4,208 | Ryan Tannehill (2015) |

GAME

| | |
|-----|------------------------------------------------------------|
| 521 | Dan Marino (10/23/88 vs. N.Y. Jets), 35 of 60 |
| 473 | Dan Marino (9/4/94 vs. New England), 23 of 42 |
| 470 | Dan Marino (12/2/84 vs. L.A. Raiders), 35 of 57 |
| 469 | Tua Tagovailoa (9/18/22 at Baltimore), 36 of 50 |
| 466 | Tua Tagovailoa (9/10/23 at L.A. Chargers), 28 of 45 |

MOST PASSING YARDS BY A ROOKIE

SEASON

| | |
|-------|-----------------------|
| 3,294 | Ryan Tannehill (2012) |
| 2,210 | Dan Marino (1983) |
| 2,005 | Bob Griese (1967) |

GAME

| | |
|-----|-----------------------------------------------------|
| 431 | Ryan Tannehill (9/30/12 at Arizona), 26 of 41 |
| 361 | Tua Tagovailoa (1/3/21 at Buffalo), 35 of 58 |
| 322 | Dan Marino (10/9/83 vs. Buffalo), 19 of 29 |

MOST PASS ATTEMPTS

CAREER

| | |
|-------|---------------------------------|
| 8,358 | Dan Marino (1983-99) |
| 3,429 | Bob Griese (1967-80) |
| 2,911 | Ryan Tannehill (2012-18) |
| 2,187 | Tua Tagovailoa (2020-25) |
| 1,603 | Jay Fiedler (2000-04) |



INDIVIDUAL RECORDS

SEASON

| | |
|-----|----------------------------------------|
| 623 | Dan Marino (1986), 378 completions |
| 615 | Dan Marino (1994), 385 completions |
| 606 | Dan Marino (1988), 354 completions |
| 590 | Ryan Tannehill (2014), 392 completions |
| 588 | Ryan Tannehill (2013), 355 completions |

GAME

| | |
|-----|------------------------------------------------------------|
| *64 | Dan Marino (12/30/95 at Buffalo), 33 completions |
| 62 | Joey Harrington (10/22/06 vs. Green Bay), 33 completions |
| 60 | Dan Marino (10/23/88 vs. N.Y. Jets), 35 completions |
| 60 | Dan Marino (11/23/97 at New England), 38 completions |
| 58 | Ryan Tannehill (11/29/15 at N.Y. Jets), 33 completions |
| 58 | Tua Tagovailoa (11/3/21 at Buffalo), 35 completions |

MOST PASS ATTEMPTS BY A ROOKIE

SEASON

| | |
|-----|----------------------------------------|
| 484 | Ryan Tannehill (2012), 282 completions |
| 331 | Bob Griese (1967), 166 completions |
| 327 | David Woodley (1980), 176 completions |

GAME

| | |
|-----|------------------------------------------------------------------|
| 58 | Tua Tagovailoa (1/3/21 at Buffalo), 35 completions |
| 48 | Tua Tagovailoa (12/13/20 vs. Kansas City), 28 completions |
| *45 | Skyler Thompson (1/15/23 at Buffalo), 18 completions |

MOST PASS COMPLETIONS

CAREER

| | |
|-------|---------------------------------|
| 4,967 | Dan Marino (1983-99) |
| 1,926 | Bob Griese (1967-80) |
| 1,829 | Ryan Tannehill (2012-18) |
| 1,493 | Tua Tagovailoa (2020-25) |
| 936 | Jay Fiedler (2000-04) |

SEASON

| | |
|-----|----------------------------------------|
| 392 | Ryan Tannehill (2014), 590 att. |
| 388 | Tua Tagovailoa (2023), 560 att. |
| 385 | Dan Marino (1994), 615 att. |
| 378 | Dan Marino (1986), 623 att. |
| 363 | Ryan Tannehill (2015), 586 att. |

GAME

| | |
|----|--------------------------------------------------------|
| 39 | Dan Marino (11/16/86 at Buffalo), 54 att. |
| 38 | Dan Marino (11/23/97 at New England), 60 att. |
| 37 | Tua Tagovailoa (11/28/24 at Green Bay), 46 att. |
| 36 | Tua Tagovailoa (9/18/22 at Baltimore), 50 att. |
| 35 | Dan Marino (12/2/84 vs. L.A. Raiders), 57 att. |
| 35 | Dan Marino (10/23/88 vs. N.Y. Jets), 60 att. |
| 35 | Dan Marino (12/3/95 vs. Atlanta), 50 att. |
| 35 | Chad Henne (12/27/09 vs. Houston), 55 att. |
| 35 | Ryan Tannehill (12/21/14 vs. Minnesota), 47 att. |
| 35 | Tua Tagovailoa (1/3/21 at Buffalo), 58 att. |

MOST PASS COMPLETIONS BY A ROOKIE

SEASON

| | |
|-----|----------------------------------------|
| 282 | Ryan Tannehill (2012), 484 att. |
| 186 | Tua Tagovailoa (2020), 290 att. |
| 176 | David Woodley (1980), 327 att. |

GAME

| | |
|----|-----------------------------------------------------------|
| 35 | Tua Tagovailoa (1/3/21 at Buffalo), 58 att. |
| 28 | Tua Tagovailoa (12/13/20 vs. Kansas City), 48 att. |
| 26 | Ryan Tannehill (9/30/12 at Arizona), 41 att. |
| 26 | Tua Tagovailoa (12/6/20 vs. Cincinnati), 39 att. |

MOST CONSECUTIVE PASS COMPLETIONS

| | |
|----|-----------------------------------------------------------------------------|
| 25 | Ryan Tannehill (10/18/15 at Tennessee through 10/25/15 vs. Houston) |
| 21 | Ryan Fitzpatrick (9/20/20 vs. Buffalo through 9/24/20 at Jacksonville) |
| 19 | Jay Cutler (10/22/17 vs. N.Y. Jets through 11/5/17 vs. Oakland) |
| 17 | Chad Pennington (12/7/08 at Buffalo through 12/14/08 vs. San Francisco) |
| 17 | Chad Henne (12/13/09 at Jacksonville) |
| 17 | Tua Tagovailoa (11/21/21 at N.Y. Jets through 11/28/21 vs. Carolina) |
| 17 | Tua Tagovailoa (9/24/23 vs. Denver) |

MOST TOUCHDOWN PASSES

CAREER

| | |
|-----|---------------------------------|
| 420 | Dan Marino (1983-99) |
| 192 | Bob Griese (1967-80) |
| 123 | Ryan Tannehill (2012-18) |
| 110 | Tua Tagovailoa (2020-25) |
| 66 | Jay Fiedler (2000-04) |

SEASON

| | |
|----|------------------------------------------------|
| 48 | Dan Marino (1984) - 362 completions |
| 44 | Dan Marino (1986) - 378 completions |
| 30 | Dan Marino (1985) - 336 completions |
| 30 | Dan Marino (1994) - 385 completions |
| 29 | Tua Tagovailoa (2023) - 388 completions |

GAME

| | |
|---|--------------------------------------------------------------------|
| 6 | Bob Griese (11/24/77 at St. Louis) |
| 6 | Dan Marino (9/21/86 at N.Y. Jets) |
| 6 | Tua Tagovailoa (9/18/22 at Baltimore) |
| 5 | Dan Marino (9/2/84 at Washington) |
| 5 | Dan Marino (12/8/85 at Green Bay) |
| 5 | Dan Marino (12/14/86 at L.A. Rams) |
| 5 | Dan Marino (11/27/88 at N.Y. Jets) |
| 5 | Dan Marino (9/4/94 vs. New England) |
| 4 | 26 times (last – Tua Tagovailoa, 11/24/24 vs. New England) |

MOST TOUCHDOWN PASSES BY A ROOKIE

SEASON

| | |
|----|-----------------------------------------|
| 20 | Dan Marino (1983) of 173 completions |
| 15 | Bob Griese (1967) of 166 completions |
| 14 | David Woodley (1980) of 176 completions |

GAME

| | |
|---|---------------------------------------|
| 4 | John Stofa (12/18/66 vs. Houston) |
| 3 | Bob Griese (12/17/67 vs. New England) |
| 3 | David Woodley (11/9/80 at L.A. Rams) |
| 3 | David Woodley (12/14/80 at Baltimore) |
| 3 | Dan Marino (10/9/83 vs. Buffalo) |
| 3 | Dan Marino (10/16/83 at N.Y. Jets) |
| 3 | Dan Marino (11/28/83 vs. Cincinnati) |

MOST CONSECUTIVE GAMES WITH A TD PASS

| | |
|----|----------------------------------------------------------------------------|
| 30 | Dan Marino (10th in 1985 through 2nd in 1987 and 6th through 10th in 1987) |
|----|----------------------------------------------------------------------------|

MOST PASSES HAD INTERCEPTED

CAREER

| | |
|-----|---------------------------------|
| 252 | Dan Marino (1983-99) |
| 172 | Bob Griese (1967-80) |
| 75 | Ryan Tannehill (2012-18) |
| 63 | Jay Fiedler (2000-04) |
| 48 | Tua Tagovailoa (2020-25) |



INDIVIDUAL RECORDS

SEASON

| | |
|----|------------------------------|
| 23 | Dan Marino (1986), 623 att. |
| 23 | Dan Marino (1988), 606 att. |
| 22 | Dan Marino (1989), 550 att. |
| 21 | Dan Marino (1985), 567 att. |
| 19 | Jay Fiedler (2001), 450 att. |
| 19 | Chad Henne (2010), 490 att. |

GAME

| | |
|---|----------------------------------------------|
| 5 | Bob Griese (12/23/67 vs. Houston), 41 att. |
| 5 | Rick Norton (11/23/69 vs. Houston), 26 att. |
| 5 | David Woodley (10/25/81 at Dallas), 37 att. |
| 5 | Kyle Mackey (10/18/87 at N.Y. Jets), 55 att. |
| 5 | Dan Marino (10/23/88 vs. N.Y. Jets), 60 att. |
| 5 | Dan Marino (11/25/99 at Dallas), 36 att. |
| 5 | A.J. Feeley (12/5/04 vs. Buffalo), 51 att. |

MOST PASSES HAD INTERCEPTED AS A ROOKIE

SEASON

| | |
|----|---------------------------------|
| 18 | Bob Griese (1967), 331 att. |
| 17 | David Woodley (1980), 327 att. |
| 13 | Ryan Tannehill (2012), 484 att. |

GAME

| | |
|---|--------------------------------------------------|
| 5 | Bob Griese (12/23/67 vs. Houston), 41 att. |
| 3 | Rick Norton (9/18/66 at Buffalo), 10 att. |
| 3 | Bob Griese (11/26/67 vs. Buffalo), 33 att. |
| 3 | David Woodley (9/28/80 vs. New Orleans), 15 att. |
| 3 | John Beck (12/2/07 vs. N.Y. Jets), 39 att. |
| 3 | Ryan Tannehill (9/9/12 at Houston), 36 att. |
| 3 | Ryan Tannehill (11/11/12 vs. Tennessee), 39 att. |
| 3 | Tua Tagovailoa (1/3/21 at Buffalo), 58 att. |

MOST CONSECUTIVE GAMES STARTED WITH NO PASSES INTERCEPTED

| | |
|---|-----------------------------------------------------------------------|
| 5 | Jay Fiedler (8th through 11th, 13th in 2000 – missed 12th in 2000) |
| 5 | Tua Tagovailoa (7th through 10th, 12th in 2020 – missed 11th in 2020) |
| 5 | Tua Tagovailoa (7th through 11th in 2022) |
| 4 | Bob Griese (5th through 8th in 1971) |
| 4 | Dan Marino (4th through 7th in 1997) |
| 4 | Ray Lucas (9th through 12th in 2002) |
| 4 | Ryan Tannehill (5th through 8th in 2012) |
| 4 | Ryan Tannehill (12th through 15th in 2012) |
| 4 | Ryan Tannehill (6th through 9th in 2016) |
| 4 | Tua Tagovailoa (12th through 15th in 2023) |
| 4 | Tua Tagovailoa (10th through 13th in 2024) |

MOST CONSECUTIVE PASSES WITH NONE INTERCEPTED

| | |
|-----|-----------------------------------------------------------------------------|
| 204 | Tua Tagovailoa (9th through 14th in 2024) |
| 193 | Tua Tagovailoa (4th, 7th through 12th in 2022 – missed 5th and 6th in 2022) |
| 160 | Ryan Tannehill (15th in 2014 through 3rd in 2015) |
| 156 | Dan Marino (3rd through 8th in 1997) |
| 152 | Tua Tagovailoa (5th through 13th in 2020) |

LOWEST INTERCEPTION RATE

CAREER (min: 250 att.)

| | |
|------|--------------------------------------------|
| 1.63 | Chad Pennington (2008-10), 9 of 552 att. |
| 1.86 | Cleo Lemon (2005-07), 7 of 377 att. |
| 2.19 | Tua Tagovailoa (2020-25), 48 of 2,187 att. |
| 2.58 | Ryan Tannehill (2012-18), 75 of 2,911 att. |
| 2.63 | Gus Frerotte (2005), 13 of 494 att. |

SEASON (min: 150 att.)

| | |
|------|---------------------------------------|
| 1.47 | Chad Pennington (2008), 7 of 476 att. |
| 1.72 | Tua Tagovailoa (2020), 5 of 290 att. |
| 1.75 | Tua Tagovailoa (2024), 7 of 399 att. |
| 1.85 | Damon Huard (1999), 4 of 216 att. |
| 1.94 | Cleo Lemon (2007), 6 of 309 att. |

HIGHEST COMPLETION PERCENTAGE

CAREER (min: 150 comp.)

| | |
|------|-----------------------------------------------|
| 68.3 | Tua Tagovailoa (2020-25), 1,493 of 2,187 att. |
| 67.6 | Chad Pennington (2008-10), 373 of 552 att. |
| 64.2 | Ryan Fitzpatrick (2019-20), 494 of 769 att. |
| 62.8 | Ryan Tannehill (2012-18), 1,829 of 2,911 att. |
| 62.0 | Jay Cutler (2017), 266 of 429 att. |

SEASON (min: 75 comp.)

| | |
|------|------------------------------------------|
| 72.9 | Tua Tagovailoa (2024), 291 of 399 att. |
| 70.7 | Tua Tagovailoa (2025), 106 of 250 att. |
| 69.3 | Tua Tagovailoa (2023), 388 of 560 att. |
| 68.5 | Ryan Fitzpatrick (2020), 183 of 267 att. |
| 67.8 | Tua Tagovailoa (2021), 263 of 388 att. |
| 67.4 | Chad Pennington (2008), 321 of 476 att. |

GAME (min: 12 comp.)

| | |
|------|-----------------------------------------------------------|
| 94.7 | Ryan Tannehill (10/25/15 vs. Houston), 18 of 19 att. |
| 92.3 | Bob Griese (12/18/78 vs. New England), 12 of 13 att. |
| 90.0 | Ryan Fitzpatrick (9/24/20 at Jacksonville), 18 of 20 att. |
| 89.3 | Tua Tagovailoa (11/3/24 vs. Buffalo), 25 of 28 att. |
| 88.5 | Tua Tagovailoa (9/24/23 vs. Denver), 23 of 26 att. |

HIGHEST COMPLETION PERCENTAGE BY A ROOKIE

SEASON (min: 75 comp.)

| | |
|------|----------------------------------------|
| 64.1 | Tua Tagovailoa (2020), 186 of 290 att. |
| 58.4 | Dan Marino (1983), 173 of 296 att. |
| 58.3 | Ryan Tannehill (2012), 282 of 484 att. |
| 53.8 | David Woodley (1980), 176 of 327 att. |

GAME (min: 12 comp.)

| | |
|------|----------------------------------------------------------|
| 81.0 | Bob Griese (10/22/67 vs. N.Y. Jets), 17 of 21 att. |
| 78.6 | Ryan Tannehill (12/6/12 vs. Jacksonville), 22 of 28 att. |
| 77.3 | Tua Tagovailoa (12/26/20 at Las Vegas), 17 of 22 att. |

HIGHEST PASSER RATING

CAREER (min: 250 att.)

| | |
|------|----------------------------|
| 98.1 | Tua Tagovailoa (2020-25) |
| 94.5 | Chad Pennington (2008-10) |
| 89.0 | Ryan Fitzpatrick (2019-20) |
| 87.0 | Ryan Tannehill (2012-18) |
| 86.4 | Dan Marino (1983-99) |

SEASON (min: 150 att.)

| | |
|-------|-----------------------|
| 108.9 | Dan Marino (1984) |
| 105.5 | Tua Tagovailoa (2022) |
| 101.4 | Tua Tagovailoa (2024) |
| 101.1 | Tua Tagovailoa (2023) |
| 100.1 | Tua Tagovailoa (2025) |

HIGHEST PASSER RATING BY A ROOKIE

SEASON (min: 150 att.)

| | |
|------|-----------------------|
| 96.0 | Dan Marino (1983) |
| 87.1 | Tua Tagovailoa (2020) |
| 76.1 | Ryan Tannehill (2012) |



INDIVIDUAL RECORDS

HIGHEST PASS YARDS PER ATTEMPT

CAREER (min: 250 att.)

| | |
|-------------|-----------------------------------------------------|
| 8.22 | Earl Morrall (1972-76), 284/2,335 yards |
| 7.55 | Tua Tagovailoa (2020-25), 2,187/16,514 yards |
| 7.40 | Chad Pennington (2008-10), 552/4,085 yards |
| 7.34 | Dan Marino (1983-99), 8,358/61,361 yards |
| 7.32 | Bob Griese (1967-80), 3,429/25,092 yards |

SEASON (min: 150 att.)

| | |
|-------------|-----------------------------------------|
| 14.9 | Tua Tagovailoa (2025), 150/1,008 |
| 9.07 | Earl Morrall (1972), 150/1,360 |
| 9.01 | Dan Marino (1984), 564/5,084 |
| 8.87 | Tua Tagovailoa (2022), 400/3,548 |
| 8.86 | Bob Griese (1975), 191/1,693 |
| 8.26 | Tua Tagovailoa (2023), 560/4,624 |

GAME (min: 20 att.)

| | |
|--------------|--------------------------------------------------------|
| *13.16 | Dan Marino (1/6/85 vs. Pittsburgh), 32/421 |
| 12.57 | Ryan Tannehill (9/23/18 vs. Oakland), 23/289 |
| 12.52 | Earl Morrall (12/15/74 vs. New England), 23/288 |
| 12.50 | Ryan Fitzpatrick (10/11/20 at San Francisco), 28/350 |
| 12.40 | Tua Tagovailoa (12/25/22 vs. Green Bay), 25/310 |

MOST 300-YARD PASSING GAMES

CAREER

| | |
|-----------|---------------------------------|
| 63 | Dan Marino (1983-99) |
| 17 | Tua Tagovailoa (2020-25) |
| 16 | Ryan Tannehill (2012-18) |
| 7 | Chad Henne (2008-11) |
| 7 | Ryan Fitzpatrick (2019-20) |
| 3 | Bob Griese (1967-80) |
| 3 | Jay Fiedler (2000-04) |
| 2 | David Woodley (1980-83) |
| 2 | Steve DeBerg (1993) |
| 2 | Chad Pennington (2008-10) |
| 1 | John Stofa (1966-67, 1969-70) |
| 1 | Don Strock (1974-87) |
| 1 | Scott Mitchell (1990-93) |
| 1 | Bernie Kosar (1994-96) |
| 1 | A.J. Feeley (2004) |
| 1 | Gus Frerotte (2005) |
| 1 | Joey Harrington (2006) |
| 1 | Trent Green (2007) |
| 1 | Cleo Lemon (2007) |
| 1 | Jay Cutler (2017) |
| 1 | Brock Osweiler (2018) |
| 1 | Teddy Bridgewater (2022) |

SEASON

| | |
|---|-----------------------|
| 9 | Dan Marino (1984) |
| 6 | Dan Marino (1985) |
| 6 | Dan Marino (1986) |
| 6 | Dan Marino (1988) |
| 6 | Ryan Tannehill (2015) |

MOST CONSECUTIVE 300-YARD PASSING GAMES

| | |
|----------|---------------------------------------------------|
| 3 | Dan Marino (14th through 16th in 1984) |
| 3 | Dan Marino (13th through 15th in 1988) |
| 3 | Dan Marino (11th through 13th in 1994) |
| 3 | Dan Marino (14th through 16th in 1998) |
| 3 | Tua Tagovailoa (11th through 13th in 2024) |

LONGEST PASS PLAYS

| | |
|------------|-----------------------------------------------------------------|
| 86t | Bob Griese to Paul Warfield (11/14/71 vs. Pittsburgh) |
| 85t | Dan Marino to Mark Duper (11/20/83 vs. Baltimore) |
| 85t | Dan Marino to Mark Duper (11/2/86 vs. Houston) |
| 84t | Tua Tagovailoa to Jaylen Waddle (12/25/22 vs. Green Bay) |
| 80t | George Wilson, Jr. to Bo Roberson (10/23/66 at Houston) |

| | |
|-------------|---------------------------------------------------------------------|
| 80t | Dan Marino to Mark Duper (9/23/84 vs. Indianapolis) |
| 80t | Dan Marino to Ferrell Edmunds (11/27/88 at N.Y. Jets) |
| 80t | Dan Marino to Tony Martin (10/4/93 vs. Washington) |
| 80t | Brian Griese to James McKnight (11/23/03 vs. Washington) |
| 80t | Chad Pennington to Patrick Cobbs (10/12/08 at Houston) |
| 80t | Ryan Tannehill to Brian Hartline (9/30/12 at Arizona) |
| 80t | Tua Tagovailoa to Tyreek Hill (9/8/24 vs. Jacksonville) |
| 79t | Bob Griese to Nat Moore (11/2/75 at Chicago) |
| 78t | Dan Marino to Mark Clayton (11/12/89 at N.Y. Jets) |
| 78t | Tua Tagovailoa to Tyreek Hill (12/3/23 at Washington) |
| 77t | Scott Mitchell to Mark Ingram (10/31/93 vs. Kansas City) |
| 77t | Ray Lucas to James McKnight (11/24/02 vs. San Diego) |
| 77t | Sage Rosenfels to Chris Chambers (10/21/05 vs. Kansas City) |
| 77t | Sage Rosenfels to Chris Chambers (1/2/05 at Baltimore) |
| *76t | David Woodley to Jimmy Cefalo (1/30/83 vs. Washington) |
| *75t | Bob Griese to Paul Warfield (1/2/72 vs. Baltimore) |
| 75t | Ryan Tannehill to Kenny Stills (9/9/18 vs. Tennessee) |
| 75t | Brock Osweiler to Albert Wilson (10/14/18 vs. Chicago) |
| 75t | Tua Tagovailoa to Trent Sherfield (12/4/22 at San Francisco) |

RECEIVING

MOST RECEPTIONS

CAREER

| | |
|-----|--------------------------|
| 550 | Mark Clayton (1983-92) |
| 511 | Mark Duper (1982-92) |
| 510 | Nat Moore (1974-86) |
| 415 | O.J. McDuffie (1993-00) |
| 405 | Chris Chambers (2001-07) |

SEASON

| | |
|------------|------------------------------------------|
| 119 | Tyreek Hill (2023), 1,799 yards |
| 119 | Tyreek Hill (2022), 1,710 yards |
| 112 | Jarvis Landry (2017), 987 yards |
| 110 | Jarvis Landry (2015), 1,157 yards |
| 104 | Jaylen Waddle (2021), 1,015 yards |

GAME

| | |
|-----------|--------------------------------------------------------|
| 15 | Chris Chambers (12/4/05 vs. Buffalo), 238 yards |
| 13 | Jarvis Landry (11/29/15 at N.Y. Jets), 165 yards |
| 13 | Jarvis Landry (9/17/17 at L.A. Chargers), 78 yards |
| 12 | Jim Jensen (11/6/88 at New England), 110 yards |
| 12 | Brian Hartline (9/30/12 at Arizona), 253 yards |
| 12 | Jaylen Waddle (9/26/21 at Las Vegas), 58 yards |
| 12 | Tyreek Hill (10/16/22 vs. Minnesota), 177 yards |
| 12 | Tyreek Hill (10/30/22 at Detroit), 188 yards |

MOST RECEPTIONS BY A ROOKIE

SEASON

| | |
|------------|------------------------------------------|
| 104 | Jaylen Waddle (2021), 1,015 yards |
| 84 | Jarvis Landry (2014), 758 yards |
| 75 | Terry Kirby (1993), 874 yards |
| 67 | Jack Clancy (1967), 868 yards |
| 54 | Davone Bess (2008), 554 yards |

GAME

| | |
|-----------|-----------------------------------------------------------|
| 12 | Jaylen Waddle (9/26/21 at Las Vegas), 58 yards |
| 10 | Rob Konrad (1/2/00 at Washington), 68 yards |
| 10 | Jaylen Waddle (10/17/21 at Jacksonville), 70 yards |
| 10 | Jaylen Waddle (12/27/21 at New Orleans), 92 yards |
| 9 | Terry Kirby (12/19/93 vs. Buffalo), 148 yards |
| 9 | Davone Bess (12/7/08 vs. Buffalo at Toronto), 74 yards |
| 9 | Jaylen Waddle (11/28/21 vs. Carolina), 137 yards |
| 9 | Jaylen Waddle (12/5/21 vs. N.Y. Giants), 90 yards |



INDIVIDUAL RECORDS

MOST CONSECUTIVE GAMES WITH A RECEPTION

| | |
|----|--------------------------------------------------------------------------------------------------------------------------------------------------------|
| 92 | Mark Clayton (6th in 1986 through 16th in 1992 - missed 13th in 1986, 1st in 1989, 1st in 1990, 10th through 14th in 1990 and 1st through 3rd in 1992) |
| 74 | O.J. McDuffie (3rd in 1995 through 15th in 1999, missed 11th through 13th and 16th in 1999) |
| 63 | Jarvis Landry (2nd in 2014 through 16th in 2017) |
| 61 | Davone Bess (1st in 2008 through 13th in 2011) |
| 60 | Chris Chambers (1st in 2003 through 13th in 2006 - missed 4th in 2004) |
| 60 | Jaylen Waddle (1st in 2021 to 14th in 2024) |

MOST RECEIVING YARDS

CAREER

| | |
|-------|------------------------------------------|
| 8,869 | Mark Duper (1982-92), 17.4 per catch |
| 8,643 | Mark Clayton (1983-92), 15.7 per catch |
| 7,546 | Nat Moore (1974-86), 14.8 per catch |
| 5,688 | Chris Chambers (2001-07), 14.0 per catch |
| 5,074 | O.J. McDuffie (1993-00), 12.2 per catch |

SEASON

| | |
|-------|---------------------------------------------|
| 1,799 | Tyreek Hill (2023), 119 receptions |
| 1,710 | Tyreek Hill (2022), 119 receptions |
| 1,389 | Mark Clayton (1984), 73 receptions |
| 1,356 | Jaylen Waddle (2022), 75 receptions |
| 1,313 | Mark Duper (1986), 67 receptions |
| 1,306 | Mark Duper (1984), 71 receptions |
| 1,270 | Irving Fryar (1994), 73 receptions |
| 1,214 | Brandon Marshall (2011), 81 receptions |
| 1,202 | DeVante Parker (2019), 72 receptions |
| 1,157 | Jarvis Landry (2015), 110 receptions |
| 1,150 | Mark Clayton (1986), 60 receptions |
| 1,136 | Jarvis Landry (2016), 94 receptions |
| 1,129 | Mark Clayton (1988), 86 receptions |
| 1,118 | Chris Chambers (2005), 82 receptions |
| 1,085 | Mark Duper (1991), 70 receptions |
| 1,083 | Brian Hartline (2012), 74 receptions |
| 1,053 | Mark Clayton (1991), 70 receptions |
| 1,050 | O.J. McDuffie (1998), 90 receptions |
| 1,037 | Tony Martin (1999), 67 receptions |
| 1,016 | Brian Hartline (2013), 76 receptions |
| 1,015 | Jaylen Waddle (2021), 104 receptions |
| 1,014 | Brandon Marshall (2010), 86 receptions |
| 1,014 | Jaylen Waddle (2023), 72 receptions |
| 1,011 | Mark Clayton (1989), 64 receptions |
| 1,010 | Irving Fryar (1993), 64 receptions |

GAME

| | |
|-----|--------------------------------------------------------------|
| 253 | Brian Hartline (9/30/12 at Arizona), 12 receptions |
| 238 | Chris Chambers (12/4/05 vs. Buffalo), 15 receptions |
| 217 | Mark Duper (11/10/85 vs. N.Y. Jets), 8 receptions |
| 215 | Tyreek Hill (9/10/23 at L.A. Chargers), 11 receptions |
| 211 | Irving Fryar (9/4/94 vs. New England), 5 receptions |
| 210 | Nat Moore (10/4/81 vs. N.Y. Jets), 7 receptions |
| 202 | Mark Duper (10/9/83 vs. Buffalo), 7 receptions |

MOST RECEIVING YARDS BY A ROOKIE

SEASON

| | |
|-------|---------------------------------------------|
| 1,015 | Jaylen Waddle (2021), 104 receptions |
| 883 | Chris Chambers (2001), 48 receptions |
| 874 | Terry Kirby (1993), 75 receptions |
| 868 | Jack Clancy (1967), 67 receptions |

GAME

| | |
|-----|------------------------------------------------------------|
| 148 | Terry Kirby (12/19/93 vs. Buffalo), 9 receptions |
| 137 | Jaylen Waddle (11/28/21 vs. Carolina), 9 receptions |
| 126 | Jack Clancy (12/3/67 at Houston), 7 receptions |

MOST RECEIVING TOUCHDOWNS

CAREER

| | |
|----|------------------------------------------|
| 81 | Mark Clayton (1983-92), 550 receptions |
| 74 | Nat Moore (1974-86), 510 receptions |
| 59 | Mark Duper (1982-92), 511 receptions |
| 43 | Chris Chambers (2001-07), 405 receptions |
| 33 | Paul Warfield (1970-74), 156 receptions |

SEASON

| | |
|----|-------------------------------------------|
| 18 | Mark Clayton (1984), 73 receptions |
| 14 | Mark Clayton (1988), 86 receptions |
| 13 | Tyreek Hill (2023), 119 receptions |
| 12 | Nat Moore (1977), 52 receptions |
| 12 | Mark Clayton (1991), 70 receptions |

GAME

| | |
|---|---------------------------------------------------|
| 4 | Paul Warfield (12/15/73 vs. Detroit), 21,7,16,4 |
| 4 | Mark Ingram (11/27/94 at N.Y. Jets), 10,17,28,8 |
| 3 | Paul Warfield (11/14/71 vs. Pittsburgh), 12,86,60 |
| 3 | Nat Moore (11/24/77 at St. Louis), 4,9,28 |
| 3 | Mark Clayton (12/17/84 vs. Dallas), 41,39,63 |
| 3 | Mark Duper (12/14/86 at L.A. Rams), 69,5,20 |
| 3 | Mark Duper (12/20/87 vs. Washington), 26,59,6 |
| 3 | Irving Fryar (9/4/94 vs. New England), 54,50,35 |
| 3 | O.J. McDuffie (11/29/98 vs. New Orleans), 22,7,9 |
| 3 | Lamar Thomas (12/21/98 vs. Denver), 9,56,17 |
| 3 | Chris Chambers (11/27/03 at Dallas), 39,6,35 |

MOST RECEIVING TOUCHDOWNS BY A ROOKIE

SEASON

| | |
|---|---------------------------------------------|
| 7 | Chris Chambers (2001), 48 receptions |
| 6 | Jaylen Waddle (2021), 104 receptions |
| 5 | Andre Brown (1989), 24 receptions |
| 5 | Jarvis Landry (2014), 84 receptions |
| 4 | Randy McMichael (2002), 39 receptions |
| 3 | Jack Harper (1967), 11 receptions |
| 3 | Jimmy Cefalo (1978), 6 receptions |
| 3 | Ferrell Edmunds (1988), 33 receptions |
| 3 | Terry Kirby (1993), 75 receptions |
| 3 | Brian Hartline (2009), 31 receptions |
| 3 | Charles Clay (2011), 16 receptions |
| 3 | Preston Williams (2019), 32 receptions |
| 3 | De'Von Achane (2023), 27 receptions |

MOST CONSECUTIVE GAMES WITH A RECEIVING TD

| | |
|---|----------------------------------------------------------------------|
| 6 | Paul Warfield (4th through 9th in 1971) |
| 6 | Mark Clayton (13th through 16th in 1988 and 2nd through 3rd in 1989) |

HIGHEST RECEIVING AVERAGE

CAREER (min: 100 rec.)

| | |
|------|-----------------------------------------------|
| 21.5 | Paul Warfield (1970-74), 156 receptions |
| 17.4 | Mark Duper (1982-92), 511 receptions |
| 16.9 | Duriel Harris (1976-83, 1985), 269 receptions |
| 16.0 | Irving Fryar (1993-95), 199 receptions |
| 15.7 | Mark Clayton (1983-92), 550 receptions |

SEASON (min: 24 rec.)

| | |
|------|------------------------------------|
| 25.1 | Paul Warfield (1970), 28/703 yards |
| 23.2 | Paul Warfield (1971), 43/996 yards |
| 21.8 | Jimmy Cefalo (1981), 29/631 yards |
| 20.9 | Paul Warfield (1972), 29/606 yards |
| 20.0 | Bo Roberson (1966), 26/519 yards |

GAME (min: 3 rec.)

| | |
|------|------------------------------------------------|
| 52.7 | Paul Warfield (11/14/71 vs. Pittsburgh), 3/158 |
| 46.0 | Patrick Cobbs (10/12/08 at Houston), 3/138 |



INDIVIDUAL RECORDS

| | |
|------|------------------------------------------------|
| 42.7 | Chris Chambers (10/24/04 vs. St. Louis), 3/128 |
| 42.2 | Irving Fryar (9/4/94 vs. New England), 5/211 |
| 41.3 | Nat Moore (10/10/76 at Baltimore), 3/124 |

HIGHEST RECEIVING AVERAGE BY A ROOKIE SEASON (min: 24 rec.)

| | |
|------|--------------------------------------|
| 19.0 | DeVante Parker (2015), 26/494 yards |
| 18.4 | Chris Chambers (2001), 48/883 yards |
| 17.4 | Ferrell Edmunds (1988), 33/575 yards |

GAME (min: 3 rec.)

| | |
|------|--------------------------------------------------|
| 37.7 | Chris Chambers (11/11/01 at Indianapolis), 3/113 |
| 31.3 | Brian Hartline (10/25/09 vs. New Orleans), 3/94 |
| 30.3 | Mel Baker (12/15/74 vs. New England), 4/121 |

MOST 100-YARD RECEIVING GAMES

CAREER

| | |
|----|--------------------------------|
| 28 | Mark Duper (1982-92) |
| 22 | Mark Clayton (1983-92) |
| 19 | Tyreek Hill (2022-25) |
| 17 | Chris Chambers (2001-07) |
| 13 | Jaylen Waddle (2021-25) |
| 12 | Nat Moore (1974-86) |

SEASON

| | |
|---|-----------------------------|
| 8 | Mark Duper (1986) |
| 8 | Tyreek Hill (2023) |
| 7 | Tyreek Hill (2022) |
| 6 | Mark Clayton (1984) |
| 6 | Irving Fryar (1994) |
| 6 | Jaylen Waddle (2022) |
| 5 | Mark Clayton (1989) |
| 5 | Tony Martin (1999) |
| 5 | Brandon Marshall (2011) |
| 4 | Paul Warfield (1971) |
| 4 | Duriel Harris (1979) |
| 4 | Mark Duper (1984) |
| 4 | Chris Chambers (2004) |
| 4 | Brandon Marshall (2010) |
| 4 | Mike Wallace (2013) |
| 4 | Jarvis Landry (2016) |
| 4 | DeVante Parker (2019) |

MOST 100-YARD RECEIVING GAMES BY A ROOKIE

| | |
|---|-----------------------------|
| 3 | Jack Clancy (1967) |
| 3 | Chris Chambers (2001) |
| 2 | Terry Kirby (1993) |
| 1 | Mel Baker (1974) |
| 1 | Duriel Harris (1976) |
| 1 | Ferrell Edmunds (1988) |
| 1 | Andre Brown (1989) |
| 1 | DeVante Parker (2015) |
| 1 | Jaylen Waddle (2021) |

MOST CONSECUTIVE 100-YARD RECEIVING GAMES

| | |
|---|------------------------------------------------|
| 4 | Irving Fryar (10th through 13th in 1994) |
| 3 | Mark Clayton (14th through 16th in 1984) |
| 3 | Mark Duper (3rd through 5th in 1986) |
| 3 | Chris Chambers (11th through 13th in 2005) |
| 3 | Tyreek Hill (11th through 13th in 2023) |

TOTAL YARDS FROM SCRIMMAGE

(rushing/receiving)

CAREER

| | |
|-------|------------------------------------------------------|
| 8,859 | Mark Duper (1982-92), -10/8,869 |
| 8,751 | Mark Clayton (1983-92), 108/8,643 |
| 7,867 | Ricky Williams (2002-03, 2005, 2007-10), 6,436/1,431 |
| 7,795 | Nat Moore (1974-86), 249/7,546 |
| 7,425 | Larry Csonka (1968-74, 1979), 6,737/688 |

SEASON

| | |
|--------------|--------------------------------------|
| 2,216 | Ricky Williams (2002), 1,853/363 |
| 1,814 | Tyreek Hill (2023), 15/1,799 |
| 1,742 | Tyreek Hill (2022) 32/1,710 |
| 1,723 | Ricky Williams (2003), 1,372/351 |
| 1,499 | De'Von Achane (2024), 907/592 |

GAME

| | |
|-----|---------------------------------------------|
| 253 | Brian Hartline (9/30/12 at Arizona), 0/253 |
| 252 | Troy Stradford (11/22/87 at Dallas), 169/83 |
| 238 | Chris Chambers (12/4/05 vs. Buffalo), 0/238 |
| 236 | Lamar Miller (10/25/15 vs. Houston), 175/61 |
| 235 | Ricky Williams (12/1/02 at Buffalo), 228/7 |

BY ROOKIE, SEASON

| | |
|-------|--------------------------------------|
| 1,264 | Terry Kirby (1993), 390/874 |
| 1,255 | Karim Abdul-Jabbar (1996), 1,116/139 |
| 1,139 | Ronnie Brown (2005), 907/232 |

COMBINED YARDAGE

(rushing/receiving/returns)

CAREER

| | |
|-------|------------------------------------------|
| 9,276 | Mark Clayton (1983-92), 108/8,643/525 |
| 8,950 | Nat Moore (1974-86), 248/7,547/1,155 |
| 8,859 | Mark Duper (1982-92), -10/8,869/0 |
| 8,752 | Tony Nathan (1979-87), 3,543/3,592/1,617 |
| 8,353 | O.J. McDuffie (1993-01), 49/5,074/3,230 |

SEASON

| | |
|-------|------------------------------------|
| 2,216 | Ricky Williams (2002), 1,853/363/0 |
| 2,208 | Wes Welker (2005), 5/434/1,769 |
| 2,129 | Wes Welker (2006), 0/687/1,442 |
| 2,086 | Ted Ginn, Jr. (2007) 3/420/1,663 |
| 1,947 | Jarvis Landry (2015) 113/1,157/677 |

GAME

| | |
|------|------------------------------------------------------------------|
| 302 | Mercury Morris (11/1/70 at Baltimore), 8-89/3-68/6-145 |
| 299 | Ted Ginn, Jr. (11/1/09 at N.Y. Jets), 0-0, 0-0, 6-299 |
| 297 | Wes Welker (10/16/05 at Tampa Bay), 0-0/3-97/10-200 |
| *280 | O.J. McDuffie (12/30/95 at Buffalo), 1-9/11-154/6-117 |
| 258 | Wes Welker (10/21/05 vs. Kansas City), 0-0/2-41/9-217 |
| 258 | Jarvis Landry (10/4/15 vs. N.Y. Jets at London), 2-29/4-40/8-189 |

BY ROOKIE, SEASON

| | |
|-------|-----------------------------------|
| 2,086 | Ted Ginn, Jr. (2007) 3/420/1,663 |
| 1,912 | Jarvis Landry (2014) -4/758/1,158 |
| 1,777 | Wes Welker (2004), 0/0/1,777 |

PUNTING

MOST PUNTS

CAREER

| | |
|-----|----------------------------------------|
| 633 | Larry Seiple (1967-77), 25,347 yards |
| 594 | Brandon Fields (2007-14), 27,780 yards |
| 555 | Reggie Roby (1983-92), 24,036 yards |



INDIVIDUAL RECORDS

| | |
|-----|--------------------------------------------|
| 339 | Matt Turk (2000-01, 2003-04), 13,910 yards |
| 307 | Matt Haack (2017-20), 13,506 yards |

SEASON

| | |
|----|---------------------------------------|
| 98 | Matt Turk (2004), 41.7 average |
| 93 | Klaus Wilmsmeyer (1998), 42.5 average |
| 92 | Matt Turk (2000), 42.1 average |
| 92 | Matt Darr (2015), 47.6 average |
| 90 | Matt Darr (2016), 44.3 average |

GAME

| | |
|----|------------------------------------------------------|
| 11 | Matt Turk (12/7/03 at New England), 406 yards |
| 10 | George Wilson, Jr. (9/9/66 vs. N.Y. Jets), 483 yards |
| 10 | George Roberts (10/12/80 at New England), 445 yards |
| 10 | Klaus Wilmsmeyer (9/20/98 vs. Pittsburgh), 458 yards |
| 10 | Matt Turk (9/19/04 at Cincinnati), 400 yards |
| 10 | Donnie Jones (12/25/06 vs. N.Y. Jets), 427 yards |
| 10 | Brandon Fields (12/23/07 at New England), 446 yards |
| 10 | Brandon Fields (12/12/10 at N.Y. Jets), 564 yards |
| 10 | Brandon Fields (12/22/13 at Buffalo), 501 yards |
| 10 | Matt Darr (11/20/16 at Los Angeles), 453 yards |

HIGHEST GROSS PUNTING AVERAGE

CAREER (min: 120 punts)

46.8 Jake Bailey (2023-25), 126 punts

| | |
|------|-------------------------------------|
| 46.8 | Brandon Fields (2007-14), 594 punts |
| 46.0 | Matt Darr (2015-16), 182 punts |
| 44.7 | Matt Haack (2017-20), 307 punts |
| 44.2 | John Kidd (1994-97), 201 punts |
| 43.3 | Reggie Roby (1983-92), 555 punts |

SEASON (min: 40 punts)

| | |
|-------|---------------------------------|
| 50.2 | Brandon Fields (2012), 74 punts |
| 48.85 | Brandon Fields (2011), 78 punts |
| 48.82 | Brandon Fields (2013), 85 punts |
| 47.6 | Matt Darr (2015), 92 punts |
| 47.1 | Jake Bailey (2024), 56 punts |

GAME (min: 4 punts)

| | |
|------|------------------------------------------------------|
| 58.8 | Brandon Fields (9/23/12 vs. N.Y. Jets), 4-235 yards |
| 58.5 | Reggie Roby (9/28/86 vs. San Francisco), 4-234 yards |
| 58.2 | Matt Darr (10/29/15 at New England), 6-349 yards |
| 56.4 | Brandon Fields (12/12/10 at N.Y. Jets), 10-564 yards |
| 55.5 | Brandon Fields (12/4/11 vs. Oakland), 4-222 yards |

HIGHEST NET PUNTING AVERAGE

CAREER (since 1976, min: 120 punts)

41.7 Jake Bailey (2023-25), 126 punts

| | |
|------|-------------------------------------|
| 39.9 | Matt Haack (2017-20), 307 punts |
| 39.8 | Matt Darr (2015-16), 182 punts |
| 39.2 | Brandon Fields (2007-14), 594 punts |
| 37.5 | Donnie Jones (2005-06), 173 punts |

SEASON (since 1982, min: 40 punts)

| | |
|-------|---------------------------------|
| 42.4 | Brandon Fields (2013), 85 punts |
| 41.2 | Brandon Fields (2012), 74 punts |
| 41.12 | Brandon Fields (2011), 78 punts |
| 41.10 | Matt Haack (2019), 69 punts |
| 40.7 | Jake Bailey (2023), 53 punts |

LONGEST PUNTS

| | |
|----|----------------------------------------------------|
| 77 | Reggie Roby (11/29/87 at Buffalo), net 77 |
| 77 | Matt Turk (11/25/01 at Buffalo), touchback |
| 74 | Brandon Fields (12/22/13 at Buffalo), net 74 |
| 73 | Larry Seiple (11/14/71 vs. Pittsburgh), touchback |
| 73 | Reggie Roby (9/28/86 vs. San Francisco), touchback |
| 73 | Reggie Roby (10/5/86 at New England), net 73 |

MOST INSIDE THE 20

SEASON (since 1982)

| | |
|----|----------------------------------|
| 35 | Matt Haack (2018), 87 punts |
| 33 | Brandon Fields (2013), 85 punts |
| 32 | Brandon Fields (2011), 78 punts |
| 32 | Matt Darr (2016), 90 punts |
| 31 | Donnie Jones (2005), 88 punts |
| 31 | Brandon Fields (2010), 73 punts |
| 31 | Michael Palardy (2021), 78 punts |

PUNT RETURNS

MOST PUNT RETURNS

CAREER

| | |
|-----|----------------------------|
| 127 | Jake Scott (1970-75) |
| 127 | O.J. McDuffie (1993-00) |
| 127 | Wes Welker (2004-06) |
| 115 | Davone Bess (2008-12) |
| 101 | Jakeem Grant Sr. (2016-21) |

SEASON

| | |
|----|----------------------------------|
| 43 | Wes Welker (2004), 10.8 average |
| 43 | Wes Welker (2005), 9.1 average |
| 41 | Mark Clayton (1983), 9.6 average |
| 41 | Wes Welker (2006), 9.2 average |
| 37 | Davone Bess (2011), 11.9 average |

GAME

| | |
|---|--------------------------------------------------------|
| 7 | Mercury Morris (10/19/69 at Kansas City), 17.6 average |
| 7 | Lamont Brightful (9/19/04 at Cincinnati), 11.1 average |
| 7 | Marcus Thigpen (11/24/13 vs. Carolina), 10.1 average |

MOST PUNT RETURN YARDS

CAREER

| | |
|-------|----------------------------|
| 1,330 | Jake Scott (1970-75) |
| 1,232 | Wes Welker (2004-06) |
| 1,196 | Davone Bess (2008-12) |
| 1,127 | O.J. McDuffie (1993-00) |
| 978 | Jakeem Grant Sr. (2016-21) |

SEASON

| | |
|-----|-----------------------------------|
| 464 | Wes Welker (2004), 10.8 average |
| 442 | Davone Bess (2011), 11.9 average |
| 392 | Mark Clayton (1983), 9.6 average |
| 390 | Wes Welker (2005), 9.1 average |
| 379 | Tom Vigorito (1981), 10.5 average |

GAME

| | |
|-----|-----------------------------------------------------|
| 123 | Mercury Morris (10/19/69 at Kansas City), 7 returns |
| 114 | O.J. McDuffie (12/13/93 vs. Pittsburgh), 5 returns |
| 106 | James Pruitt (9/14/86 vs. Indianapolis), 2 returns |

MOST PUNT RETURN TOUCHDOWNS

CAREER

| | |
|---|----------------------------|
| 3 | Jakeem Grant Sr. (2016-21) |
| 2 | Freddie Solomon (1975-77) |
| 2 | Tom Vigorito (1981-85) |
| 2 | O.J. McDuffie (1993-00) |

SEASON

| | |
|---|----------------------|
| 2 | O.J. McDuffie (1993) |
|---|----------------------|

LONGEST PUNT RETURNS

| | |
|-----|------------------------------------------|
| 88t | Jakeem Grant Sr. (11/1/20 vs. L.A. Rams) |
| 87t | Tom Vigorito (9/10/81 vs. Pittsburgh) |
| 87t | Ted Ginn, Jr. (11/18/07 at Philadelphia) |
| 86t | Tony Nathan (10/14/79 vs. Buffalo) |
| 81t | Jeff Ogden (10/29/00 vs. Green Bay) |



INDIVIDUAL RECORDS

| | |
|------------|---------------------------------------------------|
| 79t | Freddie Solomon (12/5/76 vs. Buffalo) |
| 77t | Jake Scott (11/22/70 vs. Baltimore) |
| 74t | Jakeem Grant Sr. (10/9/16 vs. Tennessee) |
| 74t | Malik Washington (9/14/25 vs. New England) |
| 72t | O.J. McDuffie (12/13/93 vs. Pittsburgh) |
| 72t | Marcus Thigpen (9/9/12 at Houston) |
| 71t | James Pruitt (9/14/86 vs. Indianapolis) |
| 71t | O.J. McDuffie (10/24/93 vs. Indianapolis) |
| 71t | Wes Welker (12/20/04 vs. New England) |
| 71t | Jakeem Grant Sr. (10/7/18 at Cincinnati) |
| 70t | Scott Schwedes (12/17/89 at Indianapolis) |

HIGHEST PUNT RETURN AVERAGE

CAREER (min: 50 returns)

| | |
|------|---------------------------------------|
| 13.7 | Jeff Ogden (2000-01), 51 returns |
| 11.4 | Freddie Solomon (1975-77), 71 returns |
| 10.5 | Tom Vigorito (1981-85), 79 returns |
| 10.5 | Jake Scott (1970-75), 127 returns |
| 10.4 | Davone Bess (2008-12), 115 returns |

SEASON (min: 15 returns)

| | |
|-------|------------------------------------|
| 17.0 | Jeff Ogden (2000), 19 returns |
| 12.5 | Nate Jacquet (1999), 28 returns |
| 12.3 | Freddie Solomon (1975), 26 returns |
| 12.21 | Terrell Buckley (1998), 29 returns |
| 12.15 | Marcus Thigpen (2012), 26 returns |

GAME (min: 3 returns)

| | |
|------|------------------------------------------------------|
| 33.0 | Ted Ginn Jr. (11/18/07 at Philadelphia), 3-99 yards |
| 28.3 | Jakeem Grant Sr. (10/7/18 at Cincinnati), 3-85 yards |
| 26.3 | Tom Vigorito (9/12/82 at N.Y. Jets), 3-79 yards |
| 26.3 | Wes Welker (9/7/06 at Pittsburgh), 3-79 yards |
| 22.8 | O.J. McDuffie (12/13/93 vs. Pittsburgh), 5-114 yards |

MOST FAIR CATCHES

CAREER

| | |
|----|-------------------------|
| 91 | O.J. McDuffie (1993-01) |
| 85 | Davone Bess (2008-12) |
| 64 | Wes Welker (2004-06) |
| 55 | Jake Scott (1970-75) |
| 53 | Jarvis Landry (2014-17) |

SEASON

| | |
|----|------------------------|
| 29 | Wes Welker (2006) |
| 24 | O.J. McDuffie (1996) |
| 24 | Davone Bess (2011) |
| 24 | Braxton Berrios (2023) |
| 23 | Wes Welker (2005) |

GAME

| | |
|---|-----------------------------------|
| 6 | Jake Scott (12/20/70 vs. Buffalo) |
|---|-----------------------------------|

KICKOFF RETURNS

MOST KICKOFF RETURNS

CAREER

| | |
|-----|--------------------------|
| 166 | Wes Welker (2004-06) |
| 147 | Ted Ginn, Jr. (2007-09) |
| 123 | Fulton Walker (1981-85) |
| 111 | Mercury Morris (1969-75) |
| 107 | Brock Marion (1998-03) |

SEASON

| | |
|----|------------------------------------|
| 63 | Ted Ginn, Jr. (2007), 22.7 average |
| 62 | Brock Marion (1999), 24.6 average |
| 61 | Wes Welker (2005), 22.6 average |
| 57 | Wes Welker (2004), 23.0 average |
| 52 | Ted Ginn, Jr. (2009), 24.9 average |

GAME

| | |
|----|--------------------------------------------------------|
| 8 | Joe Cribbs (12/18/88 at Pittsburgh), 21.1 average |
| *8 | Marc Logan (1/12/91 at Buffalo), 17.3 average |
| 8 | Ted Ginn, Jr. (12/2/07 vs. N.Y. Jets), 24.8 average |
| 8 | Ted Ginn, Jr. (11/23/08 vs. New England), 19.3 average |

MOST KICKOFF RETURN YARDS

CAREER

| | |
|-------|--------------------------|
| 3,756 | Wes Welker (2004-06) |
| 3,386 | Ted Ginn, Jr. (2007-09) |
| 2,947 | Mercury Morris (1969-75) |
| 2,944 | Fulton Walker (1981-85) |
| 2,517 | Brock Marion (1998-03) |

SEASON

| | |
|-------|------------------------------------|
| 1,524 | Brock Marion (1999), 24.6 average |
| 1,433 | Ted Ginn, Jr. (2007), 22.7 average |
| 1,379 | Wes Welker (2005), 22.6 average |
| 1,313 | Wes Welker (2004), 23.0 average |
| 1,296 | Ted Ginn, Jr. (2009), 24.9 average |

GAME

| | |
|-----|--------------------------------------------------|
| 299 | Ted Ginn, Jr. (11/1/09 at N.Y. Jets), long 101t |
| 215 | Travis Minor (10/13/02 at Denver), long 66 |
| 210 | Wes Welker (1/2/05 at Baltimore), long 95t |
| 205 | Albert Johnson (9/29/02 at Kansas City), long 49 |
| 204 | Gene Milton (9/21/68 vs. Oakland), long 73 |

MOST KICKOFF RETURN TOUCHDOWNS

CAREER

| | |
|---|----------------------------|
| 3 | Mercury Morris (1969-75) |
| 2 | Ted Ginn, Jr. (2007-09) |
| 2 | Jakeem Grant Sr. (2016-21) |

SEASON

| | |
|---|----------------------|
| 2 | Ted Ginn, Jr. (2009) |
|---|----------------------|

GAME

| | |
|---|------------------------------------------------------|
| 2 | Ted Ginn, Jr. (11/1/09 at N.Y. Jets), 100, 101 yards |
|---|------------------------------------------------------|

LONGEST KICKOFF RETURNS

| | |
|-------|-----------------------------------------|
| 105t | Mercury Morris (9/14/69 at Cincinnati) |
| 102t | Jakeem Grant Sr. (9/9/18 vs. Tennessee) |
| 101t | Ted Ginn, Jr. (11/1/09 at N.Y. Jets) |
| 101t | Jakeem Grant Sr. (11/17/19 vs. Buffalo) |
| 100t | Ted Ginn, Jr. (11/1/09 at N.Y. Jets) |
| **98t | Fulton Walker (1/30/83 vs. Washington) |
| 97t | Marc Logan (10/1/89 at Houston) |
| 96t | Mercury Morris (12/6/70 vs. Boston) |
| 96t | Marcus Thigpen (11/15/12 at Buffalo) |
| 96t | Kenyan Drake (11/6/16 vs. N.Y. Jets) |
| 95t | Joe Auer (9/2/66 vs. Oakland) |
| 95t | Bobby Neff (9/14/68 vs. Houston) |
| 95t | Wes Welker (1/2/05 at Baltimore) |

HIGHEST KICKOFF RETURN AVERAGE

CAREER (min: 50 returns)

| | |
|-------|--------------------------------------------|
| 26.5 | Mercury Morris (1969-75), 111 returns |
| 25.3 | Durriel Harris (1976-83, 1985), 56 returns |
| 24.81 | Marcus Thigpen (2012-13), 77 returns |
| 24.79 | Jakeem Grant Sr. (2016-21), 89 returns |
| 23.9 | Fulton Walker (1981-85), 123 returns |

SEASON (min: 14 returns)

| | |
|-------------|-------------------------------------------------------|
| 32.9 | Durriel Harris (1976), 17 returns, 559 yards |
| 30.7 | Malik Washington (2024), 14 returns, 430 yards |
| 29.7 | Jakeem Grant Sr. (2018), 18 returns, 535 yards |
| 29.6 | Gary Davis (1977), 14 returns, 414 yards |
| 29.0 | Mercury Morris (1970), 28 returns, 812 yards |



INDIVIDUAL RECORDS

GAME (min: 3 returns)

| | |
|--------|-----------------------------------------------|
| 49.8 | Ted Ginn, Jr. (11/1/09 at N.Y. Jets), 6-299 |
| 47.7 | Fulton Walker (10/16/83 at N.Y. Jets), 3-143 |
| **47.5 | Fulton Walker (1/30/83 vs. Washington), 4-190 |
| 46.7 | Joe Auer (9/2/66 vs. Oakland), 3-140 |
| 46.0 | Marc Logan (10/1/89 at Houston), 3-138 |

INTERCEPTIONS

MOST INTERCEPTIONS

CAREER

| | |
|----|---------------------------|
| 35 | Jake Scott (1970-75) |
| 34 | Dick Anderson (1968-77) |
| 31 | Sam Madison (1997-05) |
| 29 | Glenn Blackwood (1979-87) |
| 29 | Patrick Surtain (1998-04) |
| 29 | Xavien Howard (2016-23) |

SEASON

| | |
|----|-------------------------------------|
| 10 | Dick Westmoreland (1967), 127 yards |
| 10 | Xavien Howard (2020), 71 yards |
| 8 | Willie West (1966), 62 yards |
| 8 | Dick Anderson (1968), 230 yards |
| 8 | Dick Anderson (1970), 191 yards |
| 8 | Dick Anderson (1973), 163 yards |
| 8 | Jake Scott (1974), 75 yards |
| 8 | Terrell Buckley (1998), 157 yards |
| 8 | Sam Madison (1998), 114 yards |

GAME

| | |
|----|----------------------------------------------------|
| 4 | Dick Anderson (12/3/73 vs. Pittsburgh), 121 yards |
| 3 | Willie West (10/23/66 at Houston), 49 yards |
| 3 | Dick Westmoreland (11/26/67 vs. Buffalo), 43 yards |
| 3 | Charlie Babb (9/22/75 vs. Oakland), 18 yards |
| 3 | Curtis Johnson (10/19/75 vs. N.Y. Jets), 25 yards |
| 3 | Larry Gordon (12/10/78 vs. Oakland), 35 yards |
| *3 | A.J. Duhe (1/23/83 vs. N.Y. Jets), 36 yards |
| 3 | William Judson (10/16/83 at N.Y. Jets), 23 yards |
| 3 | Louis Oliver (10/4/92 at Buffalo), 170 yards |
| 3 | Sam Madison (11/7/99 vs. Tennessee), 101 yards |

MOST INTERCEPTIONS BY A ROOKIE

SEASON

| | |
|---|----------------------------------|
| 8 | Dick Anderson (1968), 230 yards |
| 5 | Lloyd Mumphord (1969), 102 yards |
| 5 | Jake Scott (1970), 112 yards |
| 5 | Don McNeal (1980), 17 yards |

GAME

| | |
|---|-----------------------------------------------------|
| 2 | Dick Anderson (11/24/68 at Boston), 109 yards |
| 2 | Lloyd Mumphord (12/7/69 vs. Denver), 0 yards |
| 2 | Curtis Johnson (10/3/70 vs. Oakland), 26 yards |
| 2 | Gerald Small (12/10/78 vs. Oakland), 85 yards |
| 2 | Don McNeal (10/12/80 at New England), 2 yards |
| 2 | Jarvis Williams (10/9/88 at L.A. Raiders), 23 yards |

MOST CONSECUTIVE GAMES WITH AN INTERCEPTION

| | |
|---|----------------------------------------------|
| 5 | Dick Westmoreland (9th through 13th in 1967) |
| 5 | Xavien Howard (9th through 13th in 2020) |

MOST INTERCEPTION RETURN YARDS

CAREER

| | |
|-----|-----------------------------------------------|
| 792 | Dick Anderson (1968-77), 23.3 average |
| 569 | Louis Oliver (1989-93, 1995-96), 23.7 average |
| 487 | Sam Madison (1997-05), 15.7 average |

| | |
|-----|-----------------------------------------------|
| 431 | Brock Marion (1998-03), 21.6 average |
| 425 | Jake Scott (1970-75), 12.1 average |
| 425 | Terrell Buckley (1995-99, 2003), 17.7 average |

SEASON

| | |
|-----|------------------------------------------|
| 230 | Dick Anderson (1968), 8 for 28.8 average |
| 227 | Brock Marion (2001), 5 for 45.4 average |
| 200 | Louis Oliver (1992), 5 for 40.0 average |
| 198 | Jimmy Warren (1966), 5 for 39.6 average |
| 191 | Dick Anderson (1970), 8 for 23.9 average |

GAME

| | |
|-----|---------------------------------------------------------|
| 170 | Louis Oliver (10/4/92 at Buffalo), 3 interceptions |
| 121 | Dick Anderson (12/3/73 vs. Pittsburgh), 4 interceptions |
| 107 | Dick Anderson (11/24/68 at Boston), 2 interceptions |
| 101 | Sam Madison (11/7/99 vs. Tennessee), 3 interceptions |
| 100 | Brock Marion (1/6/02 vs. Buffalo), 1 interception |

LONGEST INTERCEPTION RETURNS

| | |
|------|-------------------------------------------------------------------------------------------|
| 103t | Louis Oliver (10/4/92 at Buffalo), Jim Kelly |
| 100t | Brock Marion (1/6/02 vs. Buffalo), Travis Brown |
| 99t | Jevón Holland (11/24/23 at N.Y. Jets), Tim Boyle |
| 96t | Dick Anderson (11/24/68 at Boston), Tom Sherman |
| 94t | Brent Grimes (10/31/13 vs. Cincinnati), Andy Dalton |
| 91t | Terrell Buckley (10/13/96 at Buffalo), Jim Kelly |
| 86t | Dick Anderson (12/20/70 vs. Buffalo), Dennis Shaw |
| 86t | William Judson (60t, Mike Kozlowski (26, lateral), (9/9/84 vs. New England), Steve Grogan |
| 85t | Eldandon Roberts (9/26/21 at Las Vegas), Derek Carr |
| 81t | Louis Delmas (10/26/14 at Jacksonville), Blake Bortles |
| 76t | Troy Vincent (58t, Gene Atkins (18, lateral), (12/12/94 vs. Kansas City), Steve Bono |
| 74t | Terrell Buckley (12/21/03 at Buffalo), Drew Bledsoe |
| 70t | Jimmy Warren (11/13/66 at Kansas City), Len Dawson |
| 70 | Sammy Knight (11/27/03 at Dallas), Quincy Carter |

INTERCEPTIONS RETURNED FOR TOUCHDOWNS

CAREER

| | |
|---|--------------------------------------|
| 4 | Reshad Jones (2010-19) |
| 4 | Zach Thomas (1996-2007) |
| 3 | Dick Anderson (1968-77) |
| 3 | Terrell Buckley (1995-99, 2003) |
| 3 | Jason Taylor (1997-2007, 2009, 2011) |

SEASON

| | |
|---|------------------------------------|
| 2 | Bill Stanfill (1969), 15,17 yards |
| 2 | Dick Anderson (1973), 27,38 yards |
| 2 | Mike Kozlowski (1983), 35,38 yards |
| 2 | Zach Thomas (1998), 17,1 yards |
| 2 | Brock Marion (2001), 26,100 yards |
| 2 | Jason Taylor (2006), 20,51 yards |
| 2 | Reshad Jones (2015), 30,23 yards |

GAME

| | |
|---|-----------------------------------------|
| 2 | Dick Anderson (12/3/73 vs. Pittsburgh) |
| 2 | Mike Kozlowski (12/16/83 vs. N.Y. Jets) |

SACKS

MOST SACKS

CAREER

| | |
|-------|--------------------------------------|
| 131.0 | Jason Taylor (1997-2007, 2009, 2011) |
| 98.0 | Cameron Wake (2009-18) |
| 69.5 | Bill Stanfill (1969-76) |
| 65.5 | Doug Betters (1978-87) |
| 65.0 | Vern Den Herder (1971-82) |



INDIVIDUAL RECORDS

SEASON

| | |
|------|------------------------|
| 18.5 | Bill Stanfill (1973) |
| 18.5 | Jason Taylor (2002) |
| 17.5 | Joey Porter (2008) |
| 16.5 | Trace Armstrong (2000) |
| 16.0 | Doug Betters (1983) |

GAME

| | |
|-----|------------------------------------------|
| 5.0 | Bill Stanfill (10/7/73 vs. N.Y. Jets) |
| 5.0 | Vern Den Herder (10/21/73 vs. Buffalo) |
| 5.0 | Bill Stanfill (11/17/74 vs. Buffalo) |
| 4.5 | Cameron Wake (9/30/12 at Arizona) |
| 4.0 | Vern Den Herder (9/22/74 at Buffalo) |
| 4.0 | Vern Den Herder (11/11/79 vs. Baltimore) |
| 4.0 | Doug Betters (9/4/83 at Buffalo) |
| 4.0 | E.J. Junior (10/6/91 at New England) |
| 4.0 | Joey Porter (9/21/08 at New England) |
| 4.0 | Cameron Wake (10/18/15 at Tennessee) |

MOST SEASONS WITH 10.0-PLUS SACKS

| | |
|---|------------------------------------------|
| 6 | Jason Taylor (2000, 2002-03, 2005-07) |
| 5 | Cameron Wake (2010, 2012, 2014, 2016-17) |
| 4 | Vern Den Herder (1972-73, 1975, 1978) |
| 3 | Bill Stanfill (1972-74) |
| 3 | Trace Armstrong (1996, 1998, 2000) |
| 3 | Jeff Cross (1989-90, 1993) |
| 2 | Doug Betters (1983-84) |
| 2 | Zach Sieler (2023-24) |

MOST SACKS BY A ROOKIE

SEASON

| | |
|-----|-------------------------------|
| 8.5 | Jaelan Phillips (2021) |
| 8.0 | Bill Stanfill (1969) |
| 8.0 | Lorenzo Bromell (1998) |
| 7.0 | A.J. Duhe (1977) |
| 6.0 | Marco Coleman (1992) |
| 6.0 | Chop Robinson (2024) |

GAME

| | |
|-----|--------------------------------------------------|
| 3.0 | A.J. Duhe (11/6/77 at N.Y. Jets) |
| 3.0 | Marco Coleman (10/25/92 vs. Indianapolis) |
| 3.0 | Jaelan Phillips (11/29/21 vs. Carolina) |
| 2.0 | Bill Stanfill (10/26/69 vs. Buffalo) |
| 2.0 | Bob Baumhower (11/20/77 at Cincinnati) |
| 2.0 | A.J. Duhe (12/11/77 at New England) |
| 2.0 | Doug Betters (10/29/78 vs. Baltimore) |
| 2.0 | Charles Bowser (1/2/83 at Baltimore) |
| 2.0 | John Bosa (12/17/87 vs. N.Y. Jets) |
| 2.0 | Marco Coleman (11/1/92 at N.Y. Jets) |
| 2.0 | Shane Burton (12/1/96 at Oakland) |
| 2.0 | Derrick Rodgers (10/12/97 at N.Y. Jets) |
| 2.0 | Lorenzo Bromell (9/13/98 vs. Buffalo) |
| 2.0 | Lorenzo Bromell (11/29/98 vs. New Orleans) |
| 2.0 | Olivier Vernon (10/14/12 vs. St. Louis) |
| 2.0 | Jerome Baker (10/7/18 at Cincinnati) |
| 2.0 | Jaelan Phillips (12/5/21 vs. N.Y. Giants) |

FUMBLES

MOST FUMBLES

CAREER

| | |
|-----|---------------------------------|
| 110 | Dan Marino (1983-99) |
| 52 | Bob Griese (1967-80) |
| 51 | Ryan Tannehill (2012-18) |
| 39 | Tua Tagovailoa (2020-25) |
| 34 | Tony Nathan (1979-87) |

SEASON

| | |
|----|------------------------------|
| 14 | Matt Moore (2011) |
| 13 | Gus Frerotte (2005) |
| 13 | Tua Tagovailoa (2023) |
| 10 | Dan Marino (1988) |
| 10 | A.J. Feeley (2004) |
| 10 | Ryan Tannehill (2015) |

GAME

| | |
|---|--------------------------------------------------------------|
| 4 | Craig Erickson (10/6/96 vs. Seattle) |
| 4 | Cleo Lemon (12/9/07 at Buffalo) |
| 4 | Jay Cutler (12/17/17 at Buffalo) |
| 3 | 12 times (last: Tua Tagovailoa, 10/27/24 vs. Arizona) |

MOST FUMBLES BY A ROOKIE

SEASON

| | |
|---|-----------------------|
| 9 | Ryan Tannehill (2012) |
| 8 | Tony Nathan (1979) |
| 7 | Scott Schwedes (1987) |
| 7 | John Beck (2007) |
| 7 | Jarvis Landry (2014) |

GAME

| | |
|---|-------------------------------------------|
| 3 | Rick Norton (9/9/66 vs. N.Y. Jets) |
| 3 | Scott Schwedes (12/13/87 at Philadelphia) |
| 3 | John Beck (12/2/07 vs. N.Y. Jets) |
| 3 | Jamil Douglas (11/29/15 at N.Y. Jets) |

MOST OWN FUMBLE RECOVERIES

CAREER

| | |
|----|---------------------------------|
| 42 | Dan Marino (1983-99) |
| 23 | Bob Griese (1967-80) |
| 18 | Tua Tagovailoa (2020-25) |

SEASON

| | |
|---|------------------------------|
| 9 | Tua Tagovailoa (2023) |
| 7 | Dan Marino (1988) |
| 6 | Bob Griese (1971) |
| 6 | Jay Cutler (2017) |

GAME

| | |
|---|------------------------------------------|
| 4 | Jay Cutler (12/17/17 at Buffalo) |
| 3 | Rick Norton (11/9/69 at Boston) |
| 3 | Craig Erickson (10/6/96 vs. Seattle) |
| 3 | Lamont Brightful (9/19/04 at Cincinnati) |
| 3 | Cleo Lemon (12/9/07 at Buffalo) |
| 3 | Ryan Tannehill (11/29/15 at N.Y. Jets) |

MOST OPPONENT FUMBLE RECOVERIES

CAREER

| | |
|----|--------------------------------------|
| 27 | Jason Taylor (1997-2007, 2009, 2011) |
| 16 | Bob Baumhower (1977-86) |
| 15 | Dick Anderson (1968-77) |
| 14 | Vern Den Herder (1971-82) |
| 13 | Glenn Blackwood (1979-87) |

SEASON

| | |
|---|-------------------------------------|
| 5 | Dick Anderson (1972) |
| 5 | Bud Brown (1985) |
| 4 | 12 times (last – Kiko Alonso, 2016) |

GAME

| | |
|---|-----------------------------------------------|
| 2 | Tom Nomina (11/13/66 at Kansas City), 0 yards |
| 2 | Art Powell (10/18/70 at Buffalo), 0 yards |



INDIVIDUAL RECORDS

| | |
|---|------------------------------------------------------|
| 2 | Jim Riley (11/7/76 vs. Buffalo), 0 yards |
| 2 | Jeris White (11/28/76 at Cleveland), 0 yards |
| 2 | Bob Baumhower (12/11/77 at New England), 0 yards |
| 2 | Tim Foley (11/29/79 vs. New England), 2 yards |
| 2 | Glenn Blackwood (10/19/80 vs. Buffalo), 0 yards |
| 2 | Doug Betters (11/6/83 at San Francisco), 0 yards |
| 2 | Bud Brown (9/8/85 vs. Houston), 6 yards |
| 2 | Bryan Cox (10/31/93 vs. Kansas City), 1 yard |
| 2 | Jason Taylor (10/7/01 vs. New England), 1 yard, 1 TD |
| 2 | Reshad Jones (12/23/12 vs. Buffalo), 24 yards |
| 2 | Reshad Jones (10/8/17 vs. Tennessee), 38 yards |

FUMBLE RETURNS FOR TOUCHDOWNS

| | |
|------------|--------------------------------------------------------------------------|
| 85t | Jason Taylor (9/11/05 vs. Denver), Jake Plummer |
| 78t | Andrew Van Ginkel (11/1/20 vs. L.A. Rams), Jared Goff |
| 59t | Trell Hooper (10/11/87 vs. Kansas City), Robert Parker |
| 59t | Tyreek Hill (12/11/22 at L.A. Rams), Jeff Wilson Jr. |
| 55t | Liffort Hobley (10/11/87 vs. Kansas City), Chris Smith |
| 50t | Cortland Finnegan (9/28/14 at Oakland in London), Matt McGloin |
| 49t | Xavier Howard (11/11/21 vs. Baltimore), Sammy Watkins |
| 48t | Renaldo Hill (11/19/06 vs. Minnesota), Chester Taylor |
| 48t | Jason Taylor (11/1/09 at N.Y. Jets), Shonn Greene |
| 44t | Don Bessillieu (10/19/80 vs. Buffalo), Joe Cribbs |
| 43t | Michael Lehan (12/2/07 vs. N.Y. Jets), Kellen Clemens |
| 38t | Reshad Jones (10/8/17 vs. Tennessee), Matt Cassel |
| 37t | Pat Johnson (12/24/95 at St. Louis), Todd Kinchen |
| 36t | Shaq Lawson (11/8/20 at Arizona), Kyler Murray |
| 35t | Dick Anderson (10/15/72 vs. San Diego), Mke Garrett |
| 34t | Jason Taylor (11/27/03 at Dallas), Quincy Carter |
| 29t | Jason Taylor (10/1/00 at Cincinnati), Akili Smith |
| 25t | Mike Kozlowski (12/6/81 vs. New England), Sam Cunningham |
| 22t | Terrell Buckley (10/27/97 vs. Chicago), Ricky Proehl |
| 21t | Bob Baumhower (10/7/84 at Pittsburgh), Mark Malone |
| 20t | Sam Madison (10/8/00 vs. Buffalo), Sammy Morris |
| 19t | Liffort Hobley (10/9/88 at L.A. Raiders), Vance Mueller |
| 16t | Xavier Howard (11/27/22 vs. Houston Texans), Jordan Akins |
| 15t | Jimmy Warren off lateral from Bob Neff, (12/16/67 vs. Boston), Jim Nance |
| 14t | Reshad Jones (11/26/17 at New England), Tom Brady |
| 13t | Nick Buoniconti (9/30/73 vs. New England), John Tarver |
| 13t | Bob Baumhower (10/9/78 vs. Cincinnati), Dave Turner |
| 13t | Brian Sochia (12/30/90 vs. Indianapolis), Jeff George |
| 10t | Willie West (10/6/68 at Houston), Bob Davis |
| 10t | Sean Hill (9/1/96 vs. New England), Louis Oliver |
| 7t | Bob Brudzinski (10/27/85 at Detroit), Eric Hipple |
| *5t | Zach Sieler (1/15/23 at Buffalo), Josh Allen |
| 4t | O.J. McDuffie (10/12/97 at N.Y. Jets), Charles Jordan |
| 4t | Jason Taylor (9/13/99 at Denver), Brian Griese |
| 2t | Randy McMichael (10/12/03 at Jacksonville), Obafemi Ayanbadejo |
| 2t | Melvin Ingram (9/11/22 vs. New England), Mac Jones |
| 1t | Cliff Odum (10/28/90 at Indianapolis), Jack Trudeau |
| 1t | Jason Taylor (10/7/01 vs. New England), Tom Brady |
| 1t | Derrick Pope (11/28/04 at San Francisco), Tim Rattay |
| 0t | Chuck Klingbeil (9/22/91 vs. Green Bay), Don Majkowski |
| 0t | Scott Miller (9/1/96 vs. New England), Stanley Pritchett |
| 0t | Tim Bowens (10/30/97 at Oakland), Jeff George |
| 0t | Travis Minor (11/28/01 at Seattle), Jay Fiedler |
| 0t | Trent Gamble (9/8/02 vs. Detroit), Chris Cash |
| 0t | Koa Misi (9/19/10 at Minnesota), Brett Favre |
| 0t | Sam Eguavoen (1/9/22 vs. New England), Jakobi Meyers |

FUMBLE RETURNS FOR TOUCHDOWNS

CAREER

| | |
|---|--------------------------------------|
| 6 | Jason Taylor (1997-2007, 2009, 2011) |
| 2 | Bob Baumhower (1977-86) |
| 2 | Liffort Hobley (1987-93) |
| 2 | Reshad Jones (2010-19) |

TAKEAWAYS

(interceptions/fumble recoveries)

MOST TAKEAWAYS

CAREER

| | |
|----|------------------------------------------------------|
| 51 | Dick Anderson (1968-77), 34 INTs, 17 FRs |
| 42 | Jake Scott (1970-75), 35 INTs, 7 FRs |
| 41 | Glenn Blackwood (1979-87), 29 INTs, 12 FRs |
| 35 | Sam Madison (1997-05), 31 INTs, 4 FRs |
| 35 | Jason Taylor (1997-2007, 2009, 2011), 8 INTs, 27 FRs |

SEASON

| | |
|----|--------------------------------------|
| 11 | Dick Anderson (1970), 8 INTs, 3 FRs |
| 11 | Jake Scott (1974), 8 INTs, 3 FRs |
| 10 | Dick Westmoreland (1967), 10 INTs |
| 10 | Xavier Howard (2020), 10 INTs |
| 9 | Dick Anderson (1968), 8 INTs, 1 FR |
| 9 | Dick Anderson (1972), 3 INTs, 6 FRs |
| 9 | Terrell Buckley (1998), 8 INTs, 1 FR |

GAME

| | |
|---|----------------------------------------------------|
| 4 | Dick Anderson (12/3/73 vs. Pittsburgh), 4 INTs |
| 4 | Jeris White (11/26/76 at Cleveland), 2 INTs, 2 FRs |

MOST TAKEAWAYS BY A ROOKIE

SEASON

| | |
|---|---------------------------------------|
| 9 | Dick Anderson (1968), 8 INTs, 1 FR |
| 7 | Lloyd Mumphord (1969), 5 INTs, 2 FRs |
| 7 | Curtis Johnson (1970), 3 INTs, 4 FRs |
| 7 | Jarvis Williams (1988), 4 INTs, 3 FRs |

GAME

| | |
|---|---------------------------------------------------|
| 3 | Lloyd Mumphord (12/7/69 vs. Denver), 2 INTs, 1 FR |
|---|---------------------------------------------------|

BLOCKED KICKS

MOST BLOCKED KICKS

CAREER

| | |
|---|-------------------------------------------------|
| 9 | Curtis Johnson (1970-78), 6 FGs, 2 Punts, 1 PAT |
| 8 | Lloyd Mumphord (1969-74), 7 FGs, 1 Punt |
| 5 | Vern Den Herder (1971-82), 4 FGs, 1 Punt |
| 5 | William Judson (1982-89), 3 FGs, 2 Punts |
| 5 | Jeff Cross (1988-95), 3 FGs, 1 Punt, 1 PAT |

SEASON

| | |
|---|--------------------------------------|
| 4 | Wahoo McDaniel (1966), 1 FG, 3 PATs |
| 3 | Frank Cornish (1970), 2 FGs, 1 PAT |
| 3 | Curtis Johnson (1972), 1 FG, 2 Punts |
| 3 | Shane Burton (1998), 3 FGs |

MOST BLOCKED FIELD GOALS

CAREER

| | |
|---|---------------------------|
| 7 | Lloyd Mumphord (1969-74) |
| 6 | Curtis Johnson (1970-78) |
| 4 | Vern Den Herder (1971-82) |
| 4 | Bob Baumhower (1977-86) |

SEASON

| | |
|---|---------------------|
| 3 | Shane Burton (1998) |
|---|---------------------|



INDIVIDUAL RECORDS

BLOCKED FIELD GOAL RETURNS FOR TOUCHDOWNS

| | |
|-----|------------------------------------------------------|
| 51t | Lloyd Mumphord (12/6/70 vs. Boston), Gino Capelletti |
| 47t | Curtis Johnson (12/19/71 vs. Green Bay), Tim Webster |

LONGEST SHORT FIELD GOAL RETURNS

| | |
|----|--------------------------------------------------|
| 50 | Jake Scott (12/6/70 vs. Boston), Gino Capelletti |
|----|--------------------------------------------------|

MOST BLOCKED PUNTS

| | |
|--------|--------------------------|
| CAREER | |
| 3 | Tim Foley (1970-80) |
| 3 | Jimmy Wilson (2011-14) |
| 2 | Curtis Johnson (1970-78) |
| 2 | William Judson (1982-89) |
| 2 | Marc Logan (1989-91) |
| 2 | Terrence Fede (2014-17) |

SEASON

| | |
|---|-----------------------|
| 2 | Curtis Johnson (1972) |
| 2 | Tim Foley (1973) |
| 2 | Marc Logan (1991) |

BLOCKED PUNT RETURNS FOR TOUCHDOWNS

| | |
|-----|---------------------------------------------------------|
| 25t | Andrew Van Ginkel (11/6/22 at Chicago), Trenton Gill |
| 19t | Mark Higgs (10/18/90 vs. New England), Brian Hansen |
| 11t | Walt Aikens (12/17/16 at N.Y. Jets), Lachlan Edwards |
| 8t | Tim Foley (11/11/73 vs. Baltimore), David Lee |
| *5t | Charlie Babb (12/24/72 vs. Cleveland), Don Cockroft |
| 5t | Tim Foley (11/11/73 vs. Baltimore), David Lee |
| 2t | Justin Coleman (11/28/21 vs. Carolina), Lachlan Edwards |
| 0t | Lex Hilliard (11/20/11 vs. Buffalo), Brian Moorman |
| 0t | Olivier Vernon (10/28/12 at N.Y. Jets), Robert Malone |

MOST BLOCKED POINTS AFTER TOUCHDOWNS

| | |
|--------|--------------------------|
| CAREER | |
| 3 | Wahoo McDaniel (1966-68) |
| 3 | Doug Betters (1978-87) |

DEFENSIVE 2-POINT CONVERSIONS

| | |
|---|----------------------------------------------------------------------------|
| 1 | Walt Aikens (12/11/16 vs. Arizona), returned blocked PAT (Jordan Phillips) |
|---|----------------------------------------------------------------------------|





TEAM RECORDS

* - Playoff Game

**- Super Bowl

1966-77: 14 games 1983-86: 16 games 1978-81: 16 games 1987: 15 games 1982: 9 games 1988-2020: 16 games 2021-Present: 17 games

Records listed do not include 1982 regular season, which consisted of 9 games due to a players' strike.

- Record includes game on 11/30/69 played at Tampa's Tampa Stadium and games on 10/28/07, 10/4/15 and 10/1/17 played at London's Wembley Stadium that were designated as home games.

^ - Record includes games on 9/28/14 played at London's Wembley Stadium, 10/17/21 played at London's Tottenham Hotspur Stadium and 11/5/23 played at Frankfurt's Frankfurt Stadium that were designated as road games.

CHAMPIONSHIPS

SUPER BOWL

2 1972, 1973

AMERICAN FOOTBALL CONFERENCE

5 1971, 1972, 1973, 1982, 1984

AFC EASTERN DIVISION

13 1971, 1972, 1973, 1974, 1979, 1981, 1983, 1984,
1985, 1992, 1994, 2000, 2008

PLAYOFF BERTHS

25 1970, 1971, 1972, 1973, 1974, 1978, 1979, 1981,
1982, 1983, 1984, 1985, 1990, 1992, 1994, 1995,
1997, 1998, 1999, 2000, 2001, 2008, 2016, 2022
2023

GAMES

REGULAR SEASON RECORD

505-412-4 (.551)

PLAYOFF RECORD

20-23 (.465)

OVERALL RECORD

525-435-4 (.547)

HOME REGULAR-SEASON RECORD

292-164-3 (.639)#

ORANGE BOWL REGULAR-SEASON RECORD:

110-38-3 (.738)

HARD ROCK STADIUM REGULAR-SEASON RECORD

182-122 (.599)

HOME PLAYOFF RECORD

15-7 (.682)

ORANGE BOWL PLAYOFF RECORD

10-4 (.714)

HARD ROCK STADIUM PLAYOFF RECORD

5-3 (.625)

HOME OVERALL RECORD

307-171-3 (.641)#

ORANGE BOWL OVERALL RECORD

120-42-3 (.736)

HARD ROCK STADIUM OVERALL RECORD

187-125 (.599)

ROAD REGULAR-SEASON RECORD

213-248-1 (.462)^

ROAD PLAYOFF RECORD (INCLUDES SUPER BOWLS)

5-16 (.238)

ROAD OVERALL RECORD (INCLUDES SUPER BOWLS)

218-264-1 (.452)^

MOST WINS IN A SEASON

17 1972 (14 regular season, 3 playoffs)
16 1984 (14 regular season, 2 playoffs)

BEST SEASON WINNING PERCENTAGE

1.000 in 1972 (14-0 regular season, 3-0 playoffs)

FEWEST WINS IN A SEASON

1 in 2007

LOWEST SEASON WINNING PERCENTAGE

.063 in 2007 (1-15)

CONSECUTIVES

MOST WINS

18 1st in 1972 through 1st in 1973

MOST REGULAR SEASON WINS

16 14th in 1971 through 1st in 1973
16 12th in 1983 through 11th in 1984

MOST HOME WINS

31 10/17/71 through 12/15/74

MOST REGULAR-SEASON HOME WINS

27 10/17/71 through 12/15/74

MOST ROAD WINS

9 9/17/72 through 1/14/73

MOST REGULAR-SEASON ROAD WINS

7 9/17/72 through 12/10/72
7 12/4/83 through 11/4/84



TEAM RECORDS

MOST WINS IN A SERIES

20 vs. Buffalo, 1970-79

MOST PRESEASON WINS

11 5th in 1975 through 3rd in 1977

MOST LOSSES

16 14th in 2006 through 13th in 2007

MOST REGULAR-SEASON LOSSES

16 14th in 2006 through 13th in 2007

MOST HOME LOSSES

7 12/25/06 through 12/2/07
7 11/18/10 through 10/23/11

MOST ROAD LOSSES

11 12/17/06 through 9/14/08

MOST LOSSES IN A SERIES

8 vs. N.Y. Jets, 1966-69
8 vs. N.Y. Jets, 1998-2001

MOST PRESEASON LOSSES

7 5th in 1988 through 2nd in 1990

SCORING

MOST POINTS SCORED

| | | |
|--------|-----|--------------------|
| Season | 513 | 1984 |
| Game | 70 | 9/24/23 vs. Denver |

FEWEST POINTS SCORED

| | | |
|--------|-----|------------------------------------|
| Season | 213 | 1966 |
| Game | 0 | 24 times, last 9/19/21 vs. Buffalo |

MOST POINTS ALLOWED

| | | |
|--------|-----|-------------------------|
| Season | 494 | 2019 |
| Game | *62 | 1/15/00 at Jacksonville |
| | 59 | 9/8/19 vs. Baltimore |

FEWEST POINTS ALLOWED

| | | |
|--------|-----|---------------------------------------|
| Season | 150 | 1973 |
| Game | 0 | 28 times, last 12/17/23 vs. N.Y. Jets |

MOST POINTS, BOTH TEAMS

| | | |
|------|----|-----------------------------------------|
| Game | 96 | at N.Y. Jets 51, Miami 45, OT (9/21/86) |
| | 90 | Miami 70, vs. Denver 20 (9/24/23) |
| | 82 | at Buffalo 56, Miami 26 (1/3/21) |

FEWEST POINTS, BOTH TEAMS

| | | |
|------|---|--------------------------------------|
| Game | 3 | at New England 3, Miami 0 (12/12/82) |
| | 3 | at Pittsburgh 3, Miami 0 (11/26/07) |
| | 9 | New England 6, at Miami 3 (11/20/88) |

MOST DECISIVE WIN

| | | |
|------|----|---------------------------------|
| Game | 52 | 52-0 vs. New England (11/12/72) |
| | 50 | 70-20 vs. Denver (9/24/23) |
| | 44 | 44-0 vs. Baltimore (11/11/73) |
| | 43 | 43-0 at N.Y. Jets (10/19/75) |

MOST DECISIVE LOSS

| | | |
|------|-----|---------------------------------|
| Game | *55 | 62-7 at Jacksonville (1/15/00) |
| | 49 | 59-10 vs. Baltimore (9/8/19) |
| | 45 | 48-3 vs. Kansas City (9/28/68) |
| | 43 | 43-0 vs. New England (9/15/19) |
| | 41 | 41-0 at Kansas City (10/8/67) |
| | 41 | 41-0 at Indianapolis (12/14/97) |

MOST TOUCHDOWNS SCORED

| | | |
|--------|----|--------------------|
| Season | 70 | 1984 |
| Game | 10 | 9/24/23 vs. Denver |

FEWEST TOUCHDOWNS SCORED

| | | |
|--------|----|------------------|
| Season | 26 | 1966, 2006, 2010 |
|--------|----|------------------|

MOST TOUCHDOWNS ALLOWED

| | | |
|--------|----|-------------------------|
| Season | 57 | 2019 |
| Game | 8 | 9/18/66 at Buffalo |
| | *8 | 1/15/00 at Jacksonville |
| | 8 | 9/8/19 vs. Baltimore |
| | 8 | 1/3/21 at Buffalo |
| | 8 | 12/31/23 at Baltimore |

FEWEST TOUCHDOWNS ALLOWED

| | | |
|--------|----|------|
| Season | 14 | 1973 |
|--------|----|------|

MOST TOUCHDOWNS SCORED BY RUSHING

| | | |
|--------|----|--------------------|
| Season | 27 | 2023 |
| Game | 5 | 9/24/23 vs. Denver |

PASSING

| | | |
|--------|----|-----------------------|
| Season | 49 | 1984 |
| Game | 6 | 11/24/77 at St. Louis |
| | 6 | 9/21/86 at N.Y. Jets |
| | 6 | 9/18/22 at Baltimore |

INTERCEPTION

| | | |
|--------|---|--------------------------|
| Season | 5 | 2001 |
| Game | 2 | 12/3/73 vs. Pittsburgh |
| | 2 | 9/12/82 at N.Y. Jets |
| | 2 | 12/16/83 vs. N.Y. Jets |
| | 2 | 12/6/98 at Oakland |
| | 2 | 10/26/14 at Jacksonville |

KICKOFF RETURN

| | | |
|--------|---|----------------------|
| Season | 2 | 2009 |
| Game | 2 | 11/1/09 at N.Y. Jets |

PUNT RETURN

| | | |
|--------|---|------|
| Season | 2 | 1993 |
|--------|---|------|

FUMBLE RETURN

| | | |
|--------|---|--------------------------|
| Season | 3 | 1997, 2022 |
| Game | 2 | 10/11/87 vs. Kansas City |
| | 2 | 9/1/96 vs. New England |

BLOCKED PUNT RETURN

| | | |
|--------|---|------------------------|
| Season | 2 | 1973 |
| Game | 2 | 11/11/73 vs. Baltimore |



TEAM RECORDS

FEWEST TOUCHDOWNS SCORED BY

RUSHING

Season 4 2017

PASSING

Season 12 2007, 1969

MOST TOUCHDOWNS ALLOWED BY

RUSHING

Season 23 1986
 Game 5 9/4/88 at Chicago
 5 9/8/19 vs. Baltimore
 5 10/9/22 at N.Y. Jets

PASSING

Season 39 2019
 Game 6 10/21/07 vs. New England
 6 9/8/19 vs. Baltimore
 6 12/31/23 at Baltimore

INTERCEPTION

Season 8 2004
 Game 2 12/18/88 at Pittsburgh
 2 11/23/97 at New England
 2 10/17/99 at New England
 2 11/18/01 vs. N.Y. Jets
 2 10/25/09 vs. New Orleans
 2 10/26/17 at Baltimore
 2 9/15/19 vs. New England

KICKOFF RETURN

Season 2 1994, 2007, 2010

PUNT RETURN

Season 2 2008, 2020

FUMBLE RETURN

Season 3 1974

BLOCKED FIELD GOAL RETURN

Season 1 1979, 1989, 2010, 2014

FEWEST TOUCHDOWNS ALLOWED BY

RUSHING

Season 6 1998, 1999

PASSING

Season 5 1973

MOST POINTS AFTER TOUCHDOWN SCORED

Season 66 1984
 Game 10 9/24/23 vs. Denver

MOST POINTS AFTER TOUCHDOWN SCORED, OPPONENT

Season 49 2007
 Game *8 1/15/00 at Jacksonville
 8 9/8/19 vs. Baltimore
 8 1/3/21 at Buffalo
 8 12/31/23 at Baltimore

MOST FIELD GOALS SCORED

Season 39 1999
 Game 7 12/8/19 at N.Y. Jets

MOST FIELD GOALS SCORED, OPPONENT

Season 36 2024
 Game 5 9/28/69 at Houston
 5 9/25/88 at Indianapolis
 *5 1/17/93 vs. Buffalo
 5 10/13/02 at Denver
 5 9/7/03 vs. Houston
 5 10/7/07 at Houston
 5 9/14/14 at Buffalo
 5 9/29/16 at Cincinnati
 5 12/24/17 at Kansas City
 5 9/30/24 vs. Tennessee
 5 11/11/24 at L.A. Rams

MOST SAFETIES SCORED

Season 3 2005, 2014
 Game 2 12/3/17 vs. Denver

MOST SAFETIES SCORED, OPPONENT

Season 4 2015
 Game 1 36 times, last 10/27/24

MOST 2-POINT CONVERSION ATTEMPTS

Season 10 1994
 Game 4 at Indianapolis, 11/26/95

MOST 2-POINT CONVERSION ATTEMPTS, OPPONENT

Season 5 1995, 2009, 2016, 2019
 Game 2 Six times, last 12/22/19 vs. Cincinnati

MOST 2-POINT CONVERSIONS

Season 6 1994
 Game 2 at Indianapolis, 11/26/95

MOST 2-POINT CONVERSIONS, OPPONENT

Season 5 2016
 Game 2 12/22/19 vs. Cincinnati

SCORE BY QUARTERS, DOLPHINS

1st – 21 12/20/70 vs. Buffalo
 21 10/2/77 vs. Houston
 21 12/5/04 vs. Buffalo
 21 10/25/15 vs. Houston
 2nd – 28 12/17/67 vs. Boston
 24 10/23/77 vs. Seattle
 24 10/29/78 vs. Baltimore
 24 11/20/83 vs. Baltimore
 24 10/9/88 at L.A. Raiders
 24 12/1/91 vs. Tampa Bay
 24 11/24/24 vs. New England
 3rd – 21 11/3/74 vs. Atlanta
 21 9/12/82 at N.Y. Jets
 21 9/2/84 at Washington
 21 10/11/87 vs. Kansas City
 21 11/12/89 at N.Y. Jets
 21 10/18/92 vs. New England
 21 12/12/94 vs. Kansas City
 21 9/3/95 vs. N.Y. Jets
 21 10/29/00 vs. Green Bay
 21 11/1/09 at N.Y. Jets
 21 12/4/11 vs. Oakland
 21 12/17/16 at N.Y. Jets
 4th – 28 9/18/22 at Baltimore
 25 10/10/99 at Indianapolis
 24 11/25/01 at Buffalo
 23 12/21/14 vs. Minnesota



TEAM RECORDS

SCORE BY QUARTERS, OPPONENT

| | | |
|-------|-----|--------------------------|
| 1st – | 24 | 9/28/68 vs. Kansas City |
| | *24 | 1/2/82 vs. San Diego |
| | *24 | 1/15/00 at Jacksonville |
| | 24 | 12/9/07 at Buffalo |
| 2nd – | 31 | 12/14/97 at Indianapolis |
| | 28 | 9/21/86 at N.Y. Jets |
| | 28 | 10/21/07 vs. New England |
| | 28 | 1/3/21 at Buffalo |
| 3rd – | 24 | 12/14/14 at New England |
| | 21 | 12/19/93 vs. Buffalo |
| | 21 | 12/4/94 vs. Buffalo |
| | 21 | 10/5/10 vs. New England |
| | 21 | 11/13/17 at Carolina |
| | 21 | 10/14/18 vs. Chicago |
| 4th – | 30 | 10/23/00 at N.Y. Jets |
| | 28 | 10/2/66 at San Diego |
| | 28 | 12/15/91 at San Diego |

SCORE BY QUARTERS, BOTH TEAMS

| | | |
|-------|----|---------------------------|
| 1st – | 35 | 12/5/04 vs. Buffalo |
| | | Miami 21, Buffalo 14 |
| | 27 | 9/28/68 vs. Kansas City |
| 2nd – | | Kansas City 24, Miami 3 |
| | 42 | 9/21/86 at N.Y. Jets |
| | | N.Y. Jets 28, Miami 14 |
| | 35 | 9/3/95 vs. N.Y. Jets |
| | | Miami 21, N.Y. Jets 14 |
| | 35 | 10/21/07 vs. New England |
| | | New England 28, Miami 7 |
| | 35 | 12/9/18 vs. New England |
| 3rd – | | New England 21, Miami 14 |
| | 37 | 11/1/09 at N.Y. Jets |
| | | Miami 21, N.Y. Jets 16 |
| | 29 | 9/4/94 vs. New England |
| | | Miami 15, New England 14 |
| | 28 | 12/10/67 vs. San Diego |
| | | Miami 14, San Diego 14 |
| | 28 | 12/19/93 vs. Buffalo |
| | | Buffalo 21, Miami 7 |
| | 28 | 11/27/94 at N.Y. Jets |
| | | Miami 14, N.Y. Jets 14 |
| | 28 | 12/18/13 at Pittsburgh |
| 4th – | | Miami 14, Pittsburgh 14 |
| | 28 | 12/24/16 at Buffalo |
| | | Miami 14, Buffalo 14 |
| | 28 | 11/13/17 at Carolina |
| | | Miami 7, Carolina 21 |
| | 41 | 12/21/14 vs. Minnesota |
| | | Miami 23, Minnesota 18 |
| | 39 | 10/10/99 at Indianapolis |
| | | Miami 25, Indianapolis 14 |
| | 37 | 10/23/00 at N.Y. Jets |
| | | N.Y. Jets 30, Miami 7 |

MOST CONSECUTIVE QUARTERS HELD SCORELESS BY DOLPHINS

13 1973, 3rd Q in 8th through 3rd Q in 11th

MOST CONSECUTIVE QUARTERS HELD SCORELESS BY OPPONENT

11 1970, 1st Q in 6th through 3rd Q in 8th

SCORE BY HALVES, DOLPHINS

| | | |
|-------|----|--------------------------|
| 1st – | 41 | 10/25/15 vs. Houston |
| | 35 | 12/17/67 vs. Boston |
| | 35 | 9/24/23 vs. Denver |
| | 31 | 12/20/70 vs. Buffalo |
| | 31 | 12/2/85 vs. Chicago |
| | 31 | 12/7/86 at New Orleans |
| 2nd – | 31 | 12/3/23 at Washington |
| | 35 | 9/18/22 at Baltimore |
| | 35 | 9/24/23 vs. Denver |
| | 31 | 9/22/85 vs. Kansas City |
| | 31 | 12/12/94 vs. Kansas City |
| | 31 | 9/3/95 vs. N.Y. Jets |

SCORE BY HALVES, OPPONENT

| | | |
|-------|----|--------------------------|
| 1st – | 48 | 9/18/66 at Buffalo |
| 2nd – | 38 | 10/2/66 at San Diego |
| | 36 | 10/25/09 vs. New Orleans |

SCORE BY HALVES, BOTH TEAMS

| | | |
|-------|----|--------------------------|
| 1st – | 58 | 9/18/66 at Buffalo |
| | | Buffalo 48, Miami 10 |
| | 52 | 9/21/86 at N.Y. Jets |
| | | N.Y. Jets 31, Miami 21 |
| | 52 | 12/21/08 at Kansas City |
| | | Kansas City 28, Miami 24 |
| 2nd – | 52 | 9/8/19 vs. Baltimore |
| | | Baltimore 42, Miami 10 |
| | 52 | 10/9/83 vs. Buffalo |
| | | Miami 28, Buffalo 24 |
| | | |
| | | |

TIME OF POSSESSION (SINCE 1977)

HIGHEST TIME OF POSSESSION

| | | |
|--------|-------|--------------------------|
| Season | 32:38 | 1979 |
| Game | 45:07 | 9/21/09 vs. Indianapolis |
| | 43:39 | 12/7/87 vs. N.Y. Jets |
| | 41:55 | 12/16/96 vs. Buffalo |

LOWEST TIME OF POSSESSION

| | | |
|--------|-------|---------------------|
| Season | 27:02 | 1988 |
| Game | 14:28 | 9/4/88 at Chicago |
| | 16:32 | 10/1/89 at Houston |
| | 18:02 | 10/27/96 vs. Dallas |

HIGHEST TIME OF POSSESSION ALLOWED

| | | |
|--------|-------|----------------------------|
| Season | 32:58 | 1988 |
| Game | 46:29 | 10/4/81 vs. N.Y. Jets (OT) |
| | 45:32 | 9/4/88 at Chicago |
| | 44:53 | 10/27/97 vs. Chicago (OT) |

LOWEST TIME OF POSSESSION ALLOWED

| | | |
|--------|-------|--------------------------|
| Season | 27:22 | 1979 |
| Game | 14:53 | 9/21/09 vs. Indianapolis |
| | 16:21 | 12/7/87 vs. N.Y. Jets |
| | 18:05 | 12/16/96 vs. Buffalo |

SCORING DRIVES

LONGEST SCORING DRIVES

BY PLAYS

| | |
|----|---------------------------------------------------------|
| 21 | 1/1/12 vs. N.Y. Jets (TD, 94 yards, 12:29) |
| 18 | 11/11/07 vs. Buffalo (TD, 80 yards, 9:45) |
| 18 | 9/14/08 at Arizona (TD, 89 yards, 7:04) |
| 18 | 12/27/09 vs. Houston (FG, 61 yards, 4:18) |
| 17 | 7 times, last: 10/4/20 vs. Seattle (FG, 73 yards, 7:59) |



TEAM RECORDS

BY YARDS

| | |
|----|---------------------------------------------|
| 99 | 9/10/78 at Baltimore (TD, 7 plays, 3:53) |
| 99 | 9/24/89 vs. N.Y. Jets (TD, 7 plays, 1:27) |
| 98 | 9/9/18 vs. Tennessee (TD, 12 plays, 5:21) |
| 97 | 12/15/02 vs. Oakland (TD, 13 plays, 7:53) |
| 97 | 12/28/14 vs. N.Y. Jets (TD, 1 play, 0:14) |
| 97 | 10/18/15 at Tennessee (TD, 9 plays, 5:30) |
| 97 | 11/3/24 at Buffalo (TD, 14 plays, 8:21) |
| 97 | 11/17/24 vs. Las Vegas (TD, 14 plays, 7:47) |

BY TIME OF POSSESSION

| | |
|-------|----------------------------------------------------|
| 12:29 | 1/1/12 vs. N.Y. Jets (TD, 21 plays, 9:4) |
| 10:30 | 10/16/94 vs. L.A. Raiders (FG, 10 plays, 65 yards) |
| 10:16 | 12/10/01 vs. Indianapolis (TD, 15 plays, 78 yards) |
| 10:09 | 11/9/09 at New England (TD, 16 plays, 66 yards) |
| 10:01 | 10/27/74 vs. Baltimore (FG, 16 plays, 73 yards) |

LONGEST SCORING DRIVES, OPPONENTS

BY PLAYS

| | |
|----|---------------------------------------------------------|
| 20 | 11/24/97 at Chicago (FG, 77 yards, 11:07) |
| 20 | 9/25/22 vs. Buffalo (FG, 87 yards, 9:22) |
| 19 | 7 times, last: 12/22/13 at Buffalo (FG, 92 yards, 9:16) |

BY YARDS

| | |
|----|---------------------------------------------|
| 99 | 12/11/76 vs. Minnesota (TD, 16 plays, 9:07) |
| 99 | 10/27/80 at N.Y. Jets (TD, 17 plays, 9:22) |
| 99 | 9/30/01 at St. Louis (TD, 11 plays, 5:36) |
| 99 | 9/12/11 vs. New England (TD, 1 play, 0:13) |
| 99 | 12/11/16 vs. Arizona (TD, 12 plays, 6:43) |
| 99 | 11/11/21 vs. Baltimore (TD, 9 plays, 4:12) |

BY TIME OF POSSESSION

| | |
|-------|----------------------------------------------------|
| 12:45 | 12/14/75 at Baltimore (FG, 17 plays, 82 yards) |
| 11:07 | 11/24/91 at Chicago (FG, 20 plays, 77 yards) |
| 11:05 | 12/16/01 at San Francisco (TD, 17 plays, 98 yards) |

FIRST DOWNS

MOST FIRST DOWNS

| | | |
|--------|-----|------------------------|
| Season | 387 | 1984 |
| Game | 36 | 12/21/14 vs. Minnesota |
| | 34 | 11/24/77 at St. Louis |
| | 34 | 12/12/88 vs. Cleveland |

FEWEST FIRST DOWNS

| | | |
|--------|-----|-----------------------|
| Season | 200 | 1966 |
| Game | 6 | 11/14/99 at Buffalo |
| | 6 | 12/12/10 at N.Y. Jets |
| | 6 | 12/22/13 at Buffalo |

MOST FIRST DOWNS ALLOWED

| | | |
|--------|-----|-----------------------|
| Season | 361 | 2019 |
| Game | 39 | 11/27/88 at N.Y. Jets |
| | *34 | 1/2/82 vs. San Diego |
| | 34 | 11/18/84 at San Diego |

FEWEST FIRST DOWNS ALLOWED

| | | |
|--------|-----|--------------------------|
| Season | 186 | 1972 |
| Game | 4 | 11/11/73 vs. Baltimore |
| | 5 | 9/2/79 at Buffalo |
| | 7 | 9/24/72 vs. Houston |
| | 7 | 10/28/90 at Indianapolis |

MOST FIRST DOWNS, BOTH TEAMS

| | | |
|--------|-----|--------------------------|
| Season | 701 | 1984 |
| Game | 60 | 9/10/23 at L.A. Chargers |
| | *59 | 1/2/82 vs. San Diego |
| | 59 | 10/9/83 vs. Buffalo |
| | 59 | 11/27/88 at N.Y. Jets |

FEWEST FIRST DOWNS, BOTH TEAMS

| | | |
|--------|-----|---------------------------------------|
| Season | 410 | 1973 |
| Game | 15 | 11/9/69 at Boston |
| | 20 | 12/12/10 at N.Y. Jets |
| | 21 | 3 times, last: 11/11/73 vs. Baltimore |

MOST FIRST DOWNS

BY RUSHING

| | | |
|--------|-----|-----------------------|
| Season | 170 | 1972 |
| Game | 19 | 10/29/72 at Baltimore |
| | 19 | 11/24/77 at St. Louis |

BY PASSING

| | | |
|--------|-----|--------------------------|
| Season | 250 | 1986 |
| Game | 26 | 12/12/88 vs. Cleveland |
| | 24 | 9/15/85 vs. Indianapolis |
| | 24 | 9/21/86 at N.Y. Jets |
| | 24 | 11/16/86 at Buffalo |
| | 24 | 9/24/89 vs. N.Y. Jets |

BY PENALTY

| | | |
|--------|----|------------------------|
| Season | 41 | 2019 |
| Game | 7 | 11/8/15 at Buffalo |
| | 6 | 12/4/66 at Denver |
| | 6 | 11/26/67 vs. Buffalo |
| | 6 | 9/8/96 at Arizona |
| | 6 | 12/21/14 vs. Minnesota |
| | 6 | 10/22/17 vs. N.Y. Jets |

FEWEST FIRST DOWNS

BY RUSHING

| | | |
|--------|----|-------------------------|
| Season | 61 | 2013 |
| Game | 0 | 10/15/67 at Boston |
| | *0 | 1/15/00 at Jacksonville |
| | *0 | 1/6/01 at Oakland |
| | 0 | 9/19/04 at Cincinnati |
| | 0 | 10/6/13 vs. Baltimore |
| | 0 | 9/20/15 at Jacksonville |
| | 0 | 11/24/15 at N.Y. Jets |
| | 0 | 9/24/17 at N.Y. Jets |

BY PASSING

| | | |
|--------|----|-------------------|
| Season | 91 | 1973 |
| Game | 1 | 9/4/83 at Buffalo |

BY PENALTY

| | | |
|--------|----|------|
| Season | 12 | 2013 |
|--------|----|------|

MOST FIRST DOWNS ALLOWED

BY RUSHING

| | | |
|--------|------|------------------------|
| Season | 155 | 1988 |
| Game | **24 | 1/30/83 vs. Washington |
| | *18 | 12/30/95 at Buffalo |
| | 18 | 9/13/20 at New England |

BY PASSING

| | | |
|--------|-----|-----------------------|
| Season | 215 | 2012 |
| Game | 26 | 10/11/21 at Tampa Bay |
| | 23 | 11/27/88 at N.Y. Jets |



TEAM RECORDS

BY PENALTY

| | | |
|--------|----|----------------------------|
| Season | 42 | 2005 |
| Game | 7 | 10/9/83 vs. Buffalo |
| | 7 | 10/23/00 at N.Y. Jets (OT) |
| | 7 | 11/13/16 at San Diego |

FEWEST FIRST DOWNS ALLOWED

BY RUSHING

| | | |
|--------|----|------------------------|
| Season | 66 | 1969 |
| Game | 0 | 12/20/70 vs. Buffalo |
| | 0 | 10/13/74 at Washington |
| | *0 | 1/9/00 at Seattle |
| | 0 | 9/14/03 at N.Y. Jets |
| | 0 | 11/23/06 at Detroit |
| | 0 | 11/2/08 at Denver |
| | 0 | 10/4/09 vs. Buffalo |
| | 0 | 9/30/12 at Arizona |
| | 0 | 12/17/23 vs. N.Y. Jets |

BY PASSING

| | | |
|--------|----|-------------------------|
| Season | 78 | 1973 |
| Game | 0 | 12/8/68 vs. Boston |
| | 1 | 11/5/79 vs. Houston |
| | 1 | 12/12/82 at New England |

BY PENALTY

| | | |
|--------|---|------------|
| Season | 8 | 1973, 1974 |
|--------|---|------------|

TOTAL NET YARDS

MOST NET YARDS

| | | |
|--------|-------|-------------------------|
| Season | 6,936 | 1984 |
| Game | 726 | 9/24/23 vs. Denver |
| | 584 | 10/23/88 vs. N.Y. Jets |
| | *569 | 1/6/85 vs. Pittsburgh |
| | 552 | 9/30/84 at St. Louis |
| | 552 | 10/21/84 at New England |

FEWEST NET YARDS

| | | |
|--------|-------|-------------------------|
| Season | 3,458 | 1966 |
| Game | 88 | 10/12/80 at New England |
| | 101 | 11/14/99 at Buffalo |
| | 103 | 12/22/13 at Buffalo |

MOST NET YARDS ALLOWED

| | | |
|--------|-------|-------------------------|
| Season | 6,364 | 2019 |
| Game | 643 | 9/8/19 vs. Baltimore |
| | 622 | 9/12/11 vs. New England |
| | 597 | 11/27/88 at N.Y. Jets |
| | 593 | 10/3/76 vs. Los Angeles |

FEWEST NET YARDS ALLOWED

| | | |
|--------|-------|--------------------------|
| Season | 3,281 | 1973 |
| Game | 76 | 10/21/73 vs. Buffalo |
| | 103 | 12/17/23 vs. N.Y. Jets |
| | 117 | 10/17/71 vs. New England |
| | 118 | 10/16/66 vs. Denver |
| | 118 | 9/21/03 vs. Buffalo |

MOST NET YARDS GAINED, BOTH TEAMS

| | | |
|--------|--------|-------------------------|
| Season | 12,374 | 1986 |
| Game | 1,110 | 9/12/11 vs. New England |
| | 1,089 | 9/24/23 vs. Denver |
| | 1,066 | 9/21/86 at N.Y. Jets |

FEWEST NET YARDS GAINED, BOTH TEAMS

| | | |
|--------|-------|---------------------|
| Season | 7,384 | 1973 |
| Game | 335 | 10/16/66 vs. Denver |

RUSHING

MOST RUSHING YARDS

| | | |
|--------|-------|------------------------|
| Season | 2,960 | 1972 |
| Game | 350 | 9/24/23 vs. Denver |
| | 315 | 11/11/73 vs. Baltimore |
| | 304 | 12/3/72 at New England |
| | 302 | 10/24/71 at N.Y. Jets |
| | 302 | 11/7/71 vs. Buffalo |

FEWEST RUSHING YARDS

| | | |
|--------|-------|---------------------------|
| Season | 1,156 | 2019 |
| Game | 2 | 11/11/13 at Tampa Bay |
| | 7 | 11/19/06 vs. Minnesota |
| | 12 | 11/29/15 at N.Y. Jets |
| | 14 | 11/19/90 vs. L.A. Raiders |
| | *14 | 1/9/99 at Denver |
| | 14 | 12/23/13 at Buffalo |

MOST RUSHING YARDS ALLOWED

| | | |
|--------|-------|------------------------|
| Season | 2,506 | 1988 |
| Game | *341 | 12/30/95 at Buffalo |
| | 305 | 12/18/88 at Pittsburgh |
| | 299 | 9/30/07 vs. Oakland |

FEWEST RUSHING YARDS ALLOWED

| | | |
|--------|-------|---------------------|
| Season | 1,430 | 1994 |
| Game | 14 | 11/2/08 at Denver |
| | 16 | 9/2/66 vs. Oakland |
| | 16 | 11/28/10 at Oakland |

MOST RUSHING YARDS, BOTH TEAMS

| | | |
|--------|-------|---------------------|
| Season | 4,627 | 1978 |
| Game | 533 | 12/24/16 at Buffalo |
| | 508 | 11/7/71 vs. Buffalo |
| | 487 | 12/5/76 vs. Buffalo |

FEWEST RUSHING YARDS, BOTH TEAMS

| | | |
|--------|-------|-------------------------|
| Season | 2,920 | 1966 |
| Game | 67 | 9/8/13 at Cleveland |
| | 74 | 11/23/99 at New England |
| | 79 | 12/19/98 vs. San Diego |

MOST RUSHING ATTEMPTS

| | | |
|--------|-----|-----------------------|
| Season | 613 | 1972 |
| Game | 58 | 10/5/75 at Green Bay |
| | 56 | 9/12/82 at N.Y. Jets |
| | 55 | 11/24/77 at St. Louis |

FEWEST RUSHING ATTEMPTS

| | | |
|--------|-----|---------------------------|
| Season | 326 | 1967 |
| Game | *8 | 1/8/95 at San Diego |
| | 8 | 12/4/22 at San Francisco |
| | **9 | 1/20/85 vs. San Francisco |
| | 9 | 9/7/86 at San Diego |
| | 9 | 11/29/15 at N.Y. Jets |
| | 9 | 10/10/21 at Tampa Bay |



TEAM RECORDS

MOST RUSHING ATTEMPTS, OPPONENT

| | | |
|--------|------|-------------------------|
| Season | 557 | 1988 |
| Game | *59 | 1/12/86 vs. New England |
| | 54 | 9/4/88 at Chicago |
| | **52 | 1/30/83 vs. Washington |
| | *52 | 12/30/95 at Buffalo |

FEWEST RUSHING ATTEMPTS, OPPONENT

| | | |
|--------|-----|--------------------------|
| Season | 387 | 1970 |
| Game | 7 | 9/4/94 at Green Bay |
| | 10 | 11/23/06 at Detroit |
| | 10 | 12/11/17 vs. New England |
| | 10 | 11/24/23 at N.Y. Jets |
| | 11 | 9/14/03 at N.Y. Jets |
| | 11 | 9/21/09 vs. Indianapolis |

HIGHEST RUSHING AVERAGE

| | | |
|--------|------|------|
| Season | 5.06 | 2023 |
|--------|------|------|

LOWEST RUSHING AVERAGE

| | | |
|--------|------|------|
| Season | 3.12 | 1997 |
|--------|------|------|

HIGHEST RUSHING AVERAGE, OPPONENT

| | | |
|--------|------|------|
| Season | 4.88 | 1968 |
|--------|------|------|

LOWEST RUSHING AVERAGE, OPPONENT

| | | |
|--------|------|------|
| Season | 3.29 | 2003 |
|--------|------|------|

PASSING

MOST NET YARDS PASSING

| | | |
|--------|-------|--------------------------|
| Season | 5,018 | 1984 |
| Game | 521 | 10/23/88 vs. N.Y. Jets |
| | 466 | 9/10/23 at L.A. Chargers |
| | 461 | 9/18/22 at Baltimore |
| | 456 | 9/4/94 vs. New England |
| | 446 | 9/24/89 vs. N.Y. Jets |

FEWEST NET YARDS PASSING

| | | |
|--------|-------|----------------------|
| Season | 1,582 | 1973 |
| Game | 22 | 11/23/69 vs. Houston |
| | *26 | 12/30/73 vs. Oakland |
| | 26 | 9/4/83 at Buffalo |

MOST NET YARDS PASSING ALLOWED

| | | |
|--------|-------|-------------------------|
| Season | 4,198 | 2019 |
| Game | 516 | 9/12/11 vs. New England |
| | 449 | 9/21/86 at N.Y. Jets |
| | 437 | 10/10/21 at Tampa Bay |

FEWEST NET YARDS PASSING ALLOWED

| | | |
|--------|-------|-------------------------|
| Season | 1,290 | 1973 |
| Game | 1 | 10/21/73 vs. Buffalo |
| | 11 | 11/5/79 vs. Houston |
| | 13 | 12/12/82 at New England |

MOST NET YARDS PASSING, BOTH TEAMS

| | | |
|--------|-------|----------------------|
| Season | 8,503 | 2022 |
| Game | 884 | 9/21/86 at N.Y. Jets |

FEWEST NET YARDS PASSING, BOTH TEAMS

| | | |
|--------|-------|-------------------------|
| Season | 2,872 | 1973 |
| Game | 72 | 12/12/82 at New England |

MOST GROSS YARDS PASSING

| | | |
|--------|-------|--------------------------|
| Season | 5,146 | 1984 |
| Game | 521 | 10/23/88 vs. N.Y. Jets |
| | 473 | 9/4/94 vs. New England |
| | 470 | 12/2/84 vs. L.A. Raiders |

FEWEST GROSS YARDS PASSING

| | | |
|--------|-------|----------------------|
| Season | 1,675 | 1973 |
| Game | *34 | 12/30/73 vs. Oakland |
| | 46 | 9/4/83 at Buffalo |
| | 46 | 12/21/03 at Buffalo |

MOST GROSS YARDS PASSING ALLOWED

| | | |
|--------|-------|-------------------------|
| Season | 4,373 | 2020 |
| Game | 517 | 9/12/11 vs. New England |
| | 479 | 9/21/86 at N.Y. Jets |
| | 452 | 10/10/21 at Tampa Bay |

FEWEST GROSS YARDS PASSING ALLOWED

| | | |
|--------|-------|-------------------------|
| Season | 1,604 | 1973 |
| Game | 13 | 12/12/82 at New England |
| | 25 | 11/5/79 vs. Houston |
| | 35 | 12/9/73 at Baltimore |

MOST PASS ATTEMPTS

| | | |
|--------|-----|------------------------|
| Season | 645 | 1986 |
| Game | *66 | 12/30/95 at Buffalo |
| | 65 | 12/4/05 vs. Buffalo |
| | 62 | 10/22/06 vs. Green Bay |

FEWEST PASS ATTEMPTS

| | | |
|--------|-----|-----------------------|
| Season | 256 | 1973 |
| Game | *6 | 12/30/73 vs. Oakland |
| | **7 | 1/13/74 vs. Minnesota |
| | *8 | 1/2/72 vs. Baltimore |

MOST PASS ATTEMPTS, OPPONENT

| | | |
|--------|-----|----------------------------|
| Season | 624 | 2022 |
| Game | 63 | 9/25/22 vs. Buffalo |
| | 61 | 11/1/20 vs. L.A. Rams |
| | 59 | 10/23/00 at N.Y. Jets (OT) |
| | 58 | 10/4/92 at Buffalo |
| | 56 | 11/18/84 at San Diego |
| | 56 | 9/7/14 vs. New England |
| | 56 | 12/22/19 vs. Cincinnati |

FEWEST PASS ATTEMPTS, OPPONENT

| | | |
|--------|-----|-------------------------|
| Season | 320 | 1973 |
| Game | 5 | 12/12/82 at New England |
| | 8 | 11/14/76 at Pittsburgh |
| | 8 | 12/9/73 at Baltimore |

MOST PASS COMPLETIONS

| | | |
|--------|-----|-------------------------|
| Season | 413 | 2024 |
| Game | 39 | 11/16/86 at Buffalo |
| | 38 | 11/23/97 at New England |
| | 37 | 11/28/24 at Green Bay |

FEWEST PASS COMPLETIONS

| | | |
|--------|-----|-----------------------|
| Season | 133 | 1973 |
| Game | 3 | 10/15/73 at Cleveland |
| | *3 | 12/30/73 vs. Oakland |

MOST PASS COMPLETIONS, OPPONENT

| | | |
|--------|-----|---------------------------|
| Season | 416 | 2022 |
| Game | 42 | 9/25/22 vs. Buffalo |
| | 39 | 12/11/22 at L.A. Chargers |
| | 38 | 10/9/83 vs. Buffalo |
| | 37 | 11/18/84 at San Diego |
| | 37 | 12/4/16 at Baltimore |



TEAM RECORDS

FEWEST PASS COMPLETIONS, OPPONENT

| | | |
|---------------|-----|-------------------------|
| Season | 151 | 1973 |
| Game | 2 | 11/9/69 at Boston |
| | 2 | 12/12/82 at New England |
| | 4 | 11/14/76 at Pittsburgh |

INTERCEPTIONS

MOST INTERCEPTIONS

| | | |
|---------------|----|------------------------|
| Season | 32 | 1978, 458 yards |
| Game | 6 | 12/3/73 vs. Pittsburgh |
| | 6 | 10/19/75 at N.Y. Jets |
| | 6 | 9/10/78 at Baltimore |
| | 6 | 11/21/82 at Buffalo |
| | 6 | 10/16/83 at N.Y. Jets |
| | 6 | 12/6/98 at Oakland |

FEWEST INTERCEPTIONS

| | | |
|---------------|---|-----------------|
| Season | 8 | 2006, 116 yards |
| | | 2022, 115 yards |

MOST INTERCEPTIONS, OPPONENT

| | | |
|---------------|----|-------------------------|
| Season | 32 | 1966, 370 yards |
| Game | 6 | 11/13/66 at Kansas City |

FEWEST INTERCEPTIONS, OPPONENT

| | | |
|---------------|---|-----------------|
| Season | 7 | 2008, 130 yards |
|---------------|---|-----------------|

MOST INTERCEPTION RETURN YARDS

| | | |
|---------------|-----|--------------------|
| Season | 522 | 1966 |
| Game | 218 | 10/4/92 at Buffalo |

FEWEST INTERCEPTION RETURN YARDS

| | | |
|---------------|----|------|
| Season | 66 | 2010 |
|---------------|----|------|

MOST INTERCEPTION RETURN YARDS, OPPONENT

| | | |
|---------------|-----|--------------------------|
| Season | 596 | 1969 |
| Game | 160 | 11/23/97 at New England |
| | 151 | 12/2/84 vs. L.A. Raiders |
| | 151 | 11/18/01 vs. N.Y. Jets |

FEWEST INTERCEPTION RETURN YARDS, OPPONENT

| | | |
|---------------|-----|------|
| Season | 100 | 1985 |
|---------------|-----|------|

PENALTIES

MOST PENALTIES

| | | |
|---------------|-----|------------------------|
| Season | 137 | 2017, 1,154 yards |
| Game | 18 | 10/9/05 at Buffalo |
| | 17 | 11/19/17 vs. Tampa Bay |

MOST YARDS PENALIZED

| | | |
|---------------|-------|--------------------------|
| Season | 1,154 | 2017, on 137 |
| Game | 149 | 10/12/03 at Jacksonville |
| | 145 | 12/31/17 vs. Buffalo |
| | 143 | 10/1/95 at Cincinnati |

FEWEST PENALTIES

| | | |
|---------------|----|-------------------------|
| Season | 48 | 1968, 485 yards |
| Game | 0 | 12/23/67 vs. Houston |
| | 0 | 12/8/68 vs. Boston |
| | 0 | 9/29/91 at N.Y. Jets |
| | *0 | 1/10/93 vs. San Diego |
| | 0 | 12/21/98 vs. Denver |
| | 0 | 9/15/13 at Indianapolis |

FEWEST YARDS PENALIZED

| | | |
|---------------|-----|-------------------------|
| Season | 416 | 1973, on 52 |
| Game | 0 | 12/23/67 vs. Houston |
| | 0 | 12/8/68 vs. Boston |
| | 0 | 9/29/91 at N.Y. Jets |
| | *0 | 1/10/93 vs. San Diego |
| | 0 | 12/21/98 vs. Denver |
| | 0 | 9/15/13 at Indianapolis |

MOST PENALTIES, OPPONENT

| | | |
|---------------|-----|-----------------------|
| Season | 125 | 2024, 1,030 yards |
| Game | 19 | 12/22/85 vs. Buffalo |
| | 17 | 10/18/87 at N.Y. Jets |
| | 15 | 10/9/83 vs. Buffalo |

MOST YARDS PENALIZED, OPPONENT

| | | |
|---------------|-------|-----------------------------------|
| Season | 1,084 | 2019, on 111 |
| Game | 163 | 10/4/15 vs. N.Y. Jets (at London) |
| | 156 | 9/20/69 at Oakland |
| | 144 | 11/5/67 at Buffalo |

FEWEST PENALTIES, OPPONENT

| | | |
|---------------|----|--------------------------|
| Season | 59 | 1967, 691 yards |
| Game | 0 | 10/22/23 at Philadelphia |

FEWEST YARDS PENALIZED, OPPONENT

| | | |
|---------------|-----|--------------------------|
| Season | 525 | 1974, on 67 |
| Game | 0 | 10/22/23 at Philadelphia |

MOST PENALTIES, BOTH TEAMS

| | | |
|---------------|-----|------------------------|
| Season | 259 | 2017, 2,231 yards |
| Game | 26 | 12/22/85 vs. Buffalo |
| | 26 | 11/19/17 vs. Tampa Bay |
| | 25 | 10/9/05 at Buffalo |

MOST YARDS PENALIZED, BOTH TEAMS

| | | |
|---------------|-------|-----------------------------------|
| Season | 2,231 | 2017, on 259 |
| Game | 243 | 10/4/15 vs. N.Y. Jets (at London) |
| | 230 | 10/3/70 vs. Oakland |
| | 227 | 11/30/69 vs. Boston (at Tampa) |

FEWEST PENALTIES, BOTH TEAMS

| | | |
|---------------|-----|-------------------------|
| Season | 112 | 1967, 1,181 yards |
| Game | 2 | 12/23/67 vs. Houston |
| | 2 | 11/11/73 vs. Baltimore |
| | 2 | 12/12/82 at New England |

FEWEST YARDS PENALIZED, BOTH TEAMS

| | | |
|---------------|-------|-------------------------|
| Season | 1,032 | 1973, on 113 |
| Game | 10 | 11/11/73 vs. Baltimore |
| | 10 | 12/12/82 at New England |
| | 13 | 9/15/13 at Indianapolis |

PUNTING

MOST PUNTS

| | | |
|---------------|----|------------------------|
| Season | 99 | 2004 |
| Game | 11 | 12/7/03 at New England |

MOST PUNT YARDS

| | | |
|---------------|-------|-----------------------|
| Season | 4,380 | 2015, 47.6 average |
| Game | 564 | 12/12/10 at N.Y. Jets |
| | 501 | 12/22/13 at Buffalo |



TEAM RECORDS

FEWEST PUNTS

| | | |
|---------------|----|------------------------|
| Season | 44 | 1972 |
| Game | 0 | 9/23/79 vs. Chicago |
| | 0 | 10/12/86 vs. Buffalo |
| | 0 | 12/12/88 vs. Cleveland |
| | 0 | 12/28/03 vs. N.Y. Jets |
| | 0 | 11/13/22 vs. Cleveland |
| | 0 | 11/17/24 vs. Las Vegas |

MOST PUNTS, OPPONENT

| | | |
|---------------|-----|------------------------|
| Season | 102 | 2004 |
| Game | 11 | 11/11/73 vs. Baltimore |
| | 11 | 12/7/03 at New England |

MOST PUNT YARDS, OPPONENT

| | | |
|---------------|-------|------------------------|
| Season | 4,313 | 2011, 45.4 average |
| Game | 475 | 9/20/98 vs. Pittsburgh |

FEWEST PUNTS, OPPONENT

| | | |
|---------------|----|---------------------------------------|
| Season | 52 | 1967 |
| Game | 0 | 12/17/67 vs. Boston |
| | 0 | 9/21/97 at Tampa Bay |
| | 0 | 11/7/10 at Baltimore |
| | 0 | 9/29/19 vs. L.A. Chargers |
| | 0 | 9/7/25 vs. Indianapolis |
| | 1 | 25 times, last 11/17/24 vs. Las Vegas |

MOST PUNTS, BOTH TEAMS

| | | |
|---------------|-----|------------------------|
| Season | 201 | 2004 |
| Game | 22 | 12/7/03 at New England |

FEWEST PUNTS, BOTH TEAMS

| | | |
|---------------|-----|------------------------|
| Season | 116 | 1995 |
| Game | 1 | 10/12/86 vs. Buffalo |
| | 1 | 11/13/22 vs. Cleveland |
| | 2 | 9/23/79 vs. Chicago |
| | 2 | 12/12/88 vs. Cleveland |

HIGHEST PUNTING AVERAGE

| | | |
|---------------|------|-----------------------|
| Season | 49.7 | 2012, 76 punts |
| x-Game | 58.8 | 9/23/12 vs. N.Y. Jets |

HIGHEST PUNTING AVERAGE, OPPONENT

| | | |
|---------------|------|-----------------------|
| Season | 49.0 | 2023, 67 punts |
| x-Game | 56.7 | 11/24/13 vs. Carolina |

x - minimum 4 punts

PUNT RETURNS

MOST PUNT RETURNS

| | | |
|---------------|----|-------------------------|
| Season | 55 | 1983, 581 yards |
| Game | 7 | 10/19/69 at Kansas City |
| | 7 | 9/19/04 at Cincinnati |
| | 7 | 11/24/13 vs. Carolina |

MOST PUNT RETURN YARDS

| | | |
|---------------|-----|-------------------------|
| Season | 581 | 1983, 55 returns |
| Game | 123 | 10/19/69 at Kansas City |
| | 123 | 12/13/93 vs. Pittsburgh |

MOST PUNT RETURNS, OPPONENT

| | | |
|---------------|----|------------------------|
| Season | 50 | 2015, 526 yards |
| Game | 9 | 12/12/10 at N.Y. Jets |
| | 8 | 9/9/66 vs. N.Y. Jets |
| | 8 | 12/24/05 vs. Tennessee |

MOST PUNT RETURN YARDS, OPPONENT

| | | |
|---------------|-----|-------------------------|
| Season | 526 | 2015, 50 returns |
| Game | 116 | 12/16/18 at Minnesota |
| | 115 | 10/12/80 at New England |
| | 113 | 11/16/08 vs. Oakland |

KICKOFF RETURNS

MOST KICKOFF RETURNS

| | | |
|---------------|----|-------------------------|
| Season | 78 | 2007, 1,552 yards |
| Game | 9 | 9/18/66 at Buffalo |
| | 9 | 9/7/86 at San Diego |
| | *9 | 1/12/91 at Buffalo |
| | *9 | 1/15/00 at Jacksonville |
| | 9 | 12/2/07 vs. N.Y. Jets |

MOST KICKOFF RETURN YARDS

| | | |
|---------------|-------|------------------------|
| Season | 1,739 | 2009, 75 returns |
| Game | 299 | 11/1/09 at N.Y. Jets |
| | 245 | 12/5/71 at New England |

MOST KICKOFF RETURNS, OPPONENT

| | | |
|---------------|----|-----------------------|
| Season | 85 | 1995, 1,782 yards |
| Game | 9 | 11/24/77 at St. Louis |
| | 9 | 9/3/95 vs. N.Y. Jets |

MOST KICKOFF RETURN YARDS, OPPONENT

| | | |
|---------------|-------|--------------------------|
| Season | 1,782 | 1995, 85 returns |
| Game | 251 | 12/12/94 vs. Kansas City |
| | 248 | 9/21/08 at New England |

SACKS

MOST SACKS

| | | |
|---------------|----------|---------------------------|
| Season | 56.0 | 2023, 371 yards |
| Game | 9.0-59.0 | 10/21/73 vs. Buffalo |
| | 8.0-61.0 | 9/20/81 at Houston |
| | 8.0-57.0 | 9/13/98 vs. Buffalo |
| | 8.0-47.0 | 12/6/98 at Oakland |
| | 8.0-34.0 | 11/28/04 at San Francisco |
| | 8.0-53.0 | 11/23/06 at Detroit |
| | 8.0-55.0 | 9/30/12 at Arizona |
| | 8.0-54.0 | 12/27/21 at New Orleans |

FEWEST SACKS

| | | |
|---------------|------|-----------------|
| Season | 16.0 | 1966, 180 yards |
|---------------|------|-----------------|

MOST SACKS, OPPONENT

| | | |
|---------------|----------|-------------------------------------|
| Season | 58.0 | 2013, 399 yards and 2019, 313 yards |
| Game | 9.0-53.0 | 10/17/99 at New England |
| | 9.0-60.0 | 12/11/11 vs. Philadelphia |
| | 9.0-71.0 | 12/16/18 at Minnesota |

FEWEST SACKS, OPPONENT

| | | |
|---------------|-----|----------------|
| Season | 7.0 | 1988, 41 yards |
|---------------|-----|----------------|

MOST CONSECUTIVE GAMES WITH NO SACKS ALLOWED

19 5th through 16th in 1988 and 1st through 7th in 1989

MOST SACKS, BOTH TEAMS

| | | |
|---------------|-------|-----------------|
| Season | 100.0 | 2013, 671 yards |
|---------------|-------|-----------------|



TEAM RECORDS

FEWEST SACKS, BOTH TEAMS

| | | |
|--------|------|-----------------|
| Season | 31.0 | 1988, 208 yards |
|--------|------|-----------------|

FUMBLES

MOST FUMBLES

| | | |
|--------|----|---------------------|
| Season | 42 | 2004 |
| Game | 8 | 12/9/07 at Buffalo |
| | 7 | 10/6/96 vs. Seattle |

MOST FUMBLES LOST

| | | |
|--------|------|--------------------------|
| Season | 20 | 1985 |
| Game | 5-5 | 9/25/83 vs. Kansas City |
| | *6-5 | 1/15/00 at Jacksonville |
| | 4-4 | 10/15/67 at Boston |
| | 5-4 | 11/15/70 vs. New Orleans |
| | 4-4 | 9/19/71 at Denver |
| | *5-4 | 1/12/86 vs. New England |
| | 4-4 | 9/7/86 at San Diego |
| | 5-4 | 10/18/90 vs. New England |
| | 4-4 | 12/27/98 at Atlanta |

FEWEST FUMBLES

| | | |
|--------|----|------|
| Season | 12 | 2000 |
|--------|----|------|

MOST FUMBLES, OPPONENT

| | | |
|--------|----|-----------------------|
| Season | 38 | 1971, 1983 |
| Game | 7 | 11/7/71 vs. Buffalo |
| | 7 | 9/18/77 at Buffalo |
| | 7 | 10/23/83 at Baltimore |
| | 7 | 12/4/94 vs. Buffalo |

MOST FUMBLES LOST, OPPONENT

| | | |
|--------|----|------------|
| Season | 21 | 1971, 1978 |
|--------|----|------------|

TAKEAWAY/GIVEAWAY

BEST RATIO

| | | |
|--------|-----|----------------------|
| Season | +23 | 1978, 53 TAs, 30 GAs |
| | +18 | 1972, 46 TAs, 28 GAs |

WORST RATIO

| | | |
|--------|-----|----------------------|
| Season | -18 | 1989, 23 TAs, 41 GAs |
| | -17 | 2004, 25 TAs, 42 GAs |

MOST TAKEAWAYS

| | | |
|--------|----|-----------------------|
| Season | 53 | 1978, 21 FRs, 32 INTs |
| | 46 | 1966, 15 FRs, 31 INTs |
| | 46 | 1972, 20 FRs, 26 INTs |

FEWEST TAKEAWAYS

| | | |
|--------|----|---------------------|
| Season | 14 | 2022, 6 FRs, 8 INTs |
|--------|----|---------------------|

MOST TAKEAWAYS, OPPONENT

| | | |
|--------|----|-----------------------|
| Season | 44 | 1967, 16 FRs, 28 INTs |
|--------|----|-----------------------|

FEWEST TAKEAWAYS, OPPONENT

| | | |
|--------|----|---------------------|
| Season | 13 | 2008, 6 FRs, 7 INTs |
|--------|----|---------------------|

BLOCKED PUNTS

MOST BLOCKED PUNTS

| | | |
|--------|---|------|
| Season | 3 | 2014 |
|--------|---|------|





ALL-TIME LEADERS

(boldface indicates active player)

| RUSHING | | | | | | |
|----------------------------|------------------------|------------|--------------|------------|------------|-----------|
| PLAYER | YEARS | NO. | YDS. | AVG. | LG | TD |
| 1. Larry Csonka | 1968-74, 1979 | 1,506 | 6,737 | 4.5 | 54t | 53 |
| 2. Ricky Williams | 2002-03, 2005, 2007-10 | 1,509 | 6,436 | 4.3 | 68t | 48 |
| 3. Ronnie Brown | 2005-10 | 1,128 | 4,815 | 4.3 | 65t | 36 |
| 4. Mercury Morris | 1969-75 | 754 | 3,877 | 5.1 | 70t | 29 |
| 5. Jim Kiick | 1968-74 | 997 | 3,644 | 3.7 | 56 | 28 |
| 6. Tony Nathan | 1979-87 | 732 | 3,543 | 4.8 | 46 | 16 |
| 7. Karim Abdul-Jabbar | 1996-99 | 888 | 3,063 | 3.4 | 45 | 33 |
| 8. Lamar Miller | 2012-15 | 638 | 2,930 | 4.6 | 97t | 19 |
| 9. Mark Higgs | 1990-94 | 702 | 2,648 | 3.8 | 31 | 14 |
| 10. Delvin Williams | 1978-80 | 643 | 2,632 | 4.1 | 65 | 13 |
| 11. Andra Franklin | 1981-84 | 622 | 2,232 | 3.6 | 29 | 22 |
| 12. Raheem Mostert | 2015, 2022-24 | 475 | 2,184 | 4.6 | 67 | 23 |
| 13. Benny Malone | 1974-78 | 503 | 2,129 | 4.2 | 66t | 16 |
| 14. Lamar Smith | 2000-01 | 622 | 2,107 | 3.4 | 68t | 20 |
| 15. Reggie Bush | 2011-12 | 443 | 2,072 | 4.7 | 76t | 12 |
| 16. De'Von Achane | 2023-25 | 366 | 1,969 | 5.4 | 76t | 15 |
| 1. Bernie Parmalee | 1992-98 | 513 | 1,959 | 3.8 | 47t | 15 |
| 18. Lorenzo Hampton | 1985-89 | 500 | 1,949 | 3.9 | 54t | 22 |
| 19. Jay Ajayi | 2015-17 | 447 | 1,924 | 4.3 | 62t | 9 |
| 20. Sammie Smith | 1989-91 | 509 | 1,787 | 3.5 | 33 | 15 |
| 21. Woody Bennett | 1980-88 | 419 | 1,744 | 4.2 | 25 | 9 |
| 22. Kenyan Drake | 2016-19 | 333 | 1,532 | 4.6 | 66t | 9 |
| 23. Don Nottingham | 1973-77 | 365 | 1,524 | 4.2 | 56 | 25 |
| 24. Norm Bulaich | 1975-79 | 340 | 1,498 | 4.4 | 63 | 17 |
| 25. Daniel Thomas | 2011-14 | 409 | 1,480 | 3.6 | 55 | 10 |
| 26. Gary Davis | 1976-79 | 317 | 1,389 | 4.4 | 65t | 7 |
| 27. Myles Gaskin | 2019-22 | 361 | 1,355 | 3.8 | 30 | 7 |
| 28. Troy Stradford | 1987-90 | 343 | 1,332 | 3.9 | 51 | 10 |
| 29. Ryan Tannehill | 2012-18 | 248 | 1,210 | 4.9 | 48 | 6 |
| 30. Travis Minor | 2001-06 | 277 | 1,133 | 4.1 | 56t | 8 |
| 31. Ron Davenport | 1985-89 | 274 | 1,127 | 4.1 | 64 | 13 |
| 32. Terry Kirby | 1993-95 | 287 | 1,037 | 3.6 | 38 | 9 |
| 33. Bob Griese | 1967-80 | 261 | 994 | 3.8 | 35 | 7 |
| 34. Sammy Morris | 2004-06 | 240 | 981 | 4.1 | 55 | 8 |
| 35. Irving Spikes | 1994-97 | 252 | 934 | 3.7 | 49 | 8 |
| 36. Leroy Harris | 1977-78 | 214 | 929 | 4.3 | 77t | 6 |
| 37. Jay Fiedler | 2000-04 | 201 | 834 | 4.1 | 30 | 11 |
| 38. David Woodley | 1980-83 | 173 | 771 | 4.5 | 29 | 9 |
| 39. J.J. Johnson | 1999-01 | 219 | 748 | 3.4 | 34 | 5 |
| 40. Frank Gore | 2018 | 156 | 722 | 4.6 | 39 | 0 |
| 41. Jeff Wilson Jr. | 2022-25 | 141 | 637 | 4.5 | 28 | 3 |
| 42. Salvon Ahmed | 2020-23 | 163 | 593 | 3.6 | 31 | 5 |
| 43. Joe Carter | 1984-86 | 118 | 589 | 5.0 | 35 | 1 |
| 44. Stan Mitchell | 1966-70 | 173 | 548 | 3.1 | 30 | 4 |
| 45. Joe Auer | 1966-67 | 165 | 544 | 3.3 | 41 | 5 |
| 46. Marc Logan | 1989-91 | 140 | 523 | 3.7 | 17 | 2 |
| 47. Jesse Chatman | 2005, 2007 | 128 | 515 | 4.0 | 30 | 1 |
| 48. John Avery | 1998-99 | 143 | 503 | 3.5 | 44 | 2 |
| 49. Damien Williams | 2014-17 | 133 | 477 | 3.6 | 69 | 3 |
| 50. Bobby Humphrey | 1992 | 102 | 471 | 4.6 | 21 | 1 |
| 51. Tua Tagovailoa | 2020-25 | 161 | 458 | 2.8 | 23 | 6 |
| 52. Hubert Ginn | 1970-75 | 101 | 415 | 4.1 | 46 | 3 |
| 53. Cecil Collins | 1999 | 131 | 414 | 3.2 | 25t | 2 |
| 54. Ryan Fitzpatrick | 2019-20 | 84 | 394 | 4.7 | 20 | 6 |
| 55. David Overstreet | 1983 | 85 | 392 | 4.6 | 44 | 1 |
| 56. Keith Byars | 1993-96 | 98 | 377 | 3.8 | 77t | 6 |
| 57. Chris Chambers | 2001-07 | 41 | 355 | 8.7 | 61 | 0 |
| 58. Duke Johnson | 2021 | 71 | 330 | 4.7 | 27 | 3 |
| 59. Kalen Ballage | 2018-19 | 110 | 326 | 3.0 | 75t | 4 |
| 60. Sam Price | 1966-68 | 82 | 313 | 3.8 | 38 | 1 |
| 61. Abner Haynes | 1967 | 56 | 274 | 4.9 | 65t | 2 |
| 62. Lousaka Polite | 2008-10 | 86 | 270 | 3.1 | 14 | 1 |
| 63. Cookie Gilchrist | 1966 | 72 | 262 | 3.6 | 22 | 0 |



ALL-TIME LEADERS

| RUSHING | | | | | | | |
|---------|--------------------|-------------|-----|------|------|-----|----|
| | PLAYER | YEARS | NO. | YDS. | AVG. | LG | TD |
| 64. | Matt Breida | 2020 | 59 | 254 | 4.3 | 24 | 0 |
| 65. | Terry Robiskie | 1980-81 | 78 | 250 | 3.2 | 36 | 2 |
| 66. | Jaylen Wright | 2024 | 68 | 249 | 3.7 | 20 | 0 |
| 67. | Nat Moore | 1974-86 | 40 | 249 | 6.2 | 36 | 1 |
| 68. | Patrick Laird | 2019-21 | 76 | 244 | 3.2 | 18 | 1 |
| 69. | Steve Howell | 1979-81 | 68 | 235 | 3.4 | 23 | 1 |
| 70. | Billy Joe | 1966 | 71 | 232 | 3.3 | 14 | 0 |
| 71. | Charles Leigh | 1971-74 | 48 | 228 | 4.8 | 34t | 1 |
| 72. | Tom Vigorito | 1981-85 | 54 | 215 | 4.0 | 33t | 2 |
| | Stan Winfrey | 1975-77 | 55 | 215 | 3.9 | 13 | 1 |
| 74. | Stanley Pritchett | 1996-99 | 63 | 211 | 3.3 | 25 | 2 |
| 75. | Eddie Hill | 1981-84 | 52 | 209 | 4.0 | 24 | 1 |
| 76. | Autry Denson | 1999-00 | 59 | 206 | 3.5 | 20 | 0 |
| 77. | Mark Walton | 2019 | 53 | 201 | 3.8 | 19 | 0 |
| 78. | Ronald Scott | 1987 | 47 | 199 | 4.2 | 24 | 3 |
| 79. | Jack Harper | 1967-68 | 41 | 197 | 4.8 | 37t | 1 |
| 80. | Chad Henne | 2008-11 | 66 | 196 | 3.0 | 20 | 2 |
| 81. | Freddie Solomon | 1975-77 | 14 | 190 | 13.6 | 59t | 1 |
| 82. | Jerris McPhail | 1996-97 | 23 | 174 | 7.6 | 71t | 1 |
| 83. | James McKnight | 2001-03 | 15 | 172 | 11.5 | 68t | 1 |
| 84. | Patrick Cobbs | 2006-10 | 37 | 171 | 4.6 | 44 | 2 |
| 85. | Paul Warfield | 1970-74 | 16 | 166 | 10.4 | 39 | 0 |
| 86. | Pete Johnson | 1984 | 68 | 159 | 2.3 | 9 | 9 |
| | Larry Seiple | 1967-77 | 16 | 159 | 9.9 | 34 | 0 |
| 88. | Knowshon Moreno | 2014 | 31 | 148 | 4.8 | 15 | 1 |
| 89. | Jim Jensen | 1981-92 | 26 | 142 | 5.5 | 23 | 0 |
| 90. | Leonard Henry | 2002-04 | 46 | 141 | 3.1 | 53 | 0 |
| 91. | George Wilson | 1966 | 27 | 137 | 5.1 | 37 | 0 |
| 92. | Thurman Thomas | 2000 | 28 | 136 | 4.9 | 25 | 0 |
| 93. | Tyler Huntley | 2024 | 25 | 135 | 5.2 | 20 | 2 |
| | Rick Casares | 1966 | 43 | 135 | 3.1 | 10 | 0 |
| 95. | Ray Lucas | 2001-02 | 44 | 132 | 3.0 | 17 | 3 |
| 96. | Tony Paige | 1990-92 | 49 | 131 | 2.7 | 11 | 3 |
| 97. | Lex Hilliard | 2009-11 | 39 | 130 | 3.3 | 18 | 2 |
| 98. | Lorenzo Booker | 2007 | 28 | 125 | 4.5 | 22 | 0 |
| | Malcolm Brown | 2021 | 33 | 125 | 3.8 | 24t | 1 |
| 100. | Ted Ginn, Jr. | 2007-09 | 16 | 124 | 7.8 | 40t | 2 |
| | Damon Huard | 1997-00 | 28 | 124 | 4.4 | 25 | 0 |
| 102. | Jonas Gray | 2015 | 31 | 122 | 3.9 | 16 | 0 |
| 103. | Chase Edmonds | 2022 | 42 | 120 | 2.9 | 28 | 2 |
| | Earl Morrall | 1972-76 | 23 | 120 | 5.2 | 31t | 1 |
| 105. | Jarvis Landry | 2014-17 | 26 | 119 | 4.6 | 22t | 1 |
| | Phillip Lindsay | 2021 | 38 | 119 | 3.1 | 9 | 0 |
| 107. | Rob Konrad | 1999-04 | 38 | 114 | 3.0 | 18t | 1 |
| 108. | Aaron Craver | 1991-94 | 29 | 110 | 3.8 | 19 | 1 |
| 109. | Cleo Lemon | 2005-07 | 34 | 109 | 3.2 | 11 | 4 |
| 110. | Mark Clayton | 1983-92 | 14 | 108 | 7.7 | 30 | 0 |
| | Gene Milton | 1968-69 | 9 | 108 | 12.0 | 34 | 0 |
| 112. | Robert Edwards | 2002 | 20 | 107 | 5.4 | 19 | 1 |
| 113. | Chris Brooks | 2023 | 19 | 106 | 5.6 | 52 | 0 |
| 114. | Samkon Gado | 2007 | 35 | 104 | 3.0 | 20t | 3 |
| 115. | Scott Secules | 1989-91 | 16 | 103 | 6.4 | 17 | 1 |
| 116. | Tyreek Hill | 2022-25 | 21 | 100 | 4.8 | 16 | 1 |
| 117. | Scott Mitchell | 1990-93 | 29 | 99 | 3.4 | 32 | 0 |
| 118. | Kyle Mackey | 1987 | 17 | 98 | 5.8 | 17 | 2 |
| 119. | Brandon Bolden | 2018 | 8 | 91 | 11.4 | 54t | 2 |
| 120. | Dan Marino | 1983-99 | 301 | 87 | 0.3 | 15 | 9 |
| 121. | DeAndre Washington | 2020 | 28 | 86 | 3.1 | 16 | 0 |
| 122. | Malik Washington | 2024-25 | 13 | 85 | 6.5 | 18t | 1 |
| 123. | Pat White | 2009 | 21 | 81 | 3.9 | 33 | 0 |
| 124. | Albert Wilson | 2018-19, 21 | 17 | 78 | 4.6 | 28 | 0 |
| 125. | George Chesser | 1966-67 | 18 | 77 | 4.3 | 19 | 0 |
| 126. | Tyler Thigpen | 2009-10 | 14 | 74 | 5.3 | 12 | 0 |
| 127. | Frank Jackson | 1966-67 | 3 | 70 | 23.3 | 48 | 0 |
| | Jacoby Brissett | 2021 | 19 | 70 | 3.7 | 19 | 1 |



ALL-TIME LEADERS

| RUSHING | | | | | | |
|---------|-------------------|------------------|-----|------|------|-------|
| | PLAYER | YEARS | NO. | YDS. | AVG. | LG TD |
| 128. | Chad Pennington | 2008-10 | 33 | 69 | 2.1 | 16 1 |
| 129. | Matt Moore | 2011-17 | 46 | 66 | 1.4 | 16 2 |
| 130. | Brian Hartline | 2009-14 | 7 | 65 | 9.3 | 30 1 |
| | Larry Izzo | 1996-00 | 2 | 65 | 32.5 | 39 0 |
| 132. | Lamar Gordon | 2004 | 35 | 64 | 1.8 | 11 0 |
| | Steve Slaton | 2011 | 17 | 64 | 3.8 | 28 1 |
| 134. | Gus Frerotte | 2005 | 27 | 61 | 2.3 | 14 0 |
| | Bob Torrey | 1979 | 13 | 61 | 4.7 | 17 1 |
| 136. | Ollie Gordon II | 2025 | 21 | 58 | 2.8 | 16 1 |
| 137. | Clarence Bailey | 1987 | 10 | 55 | 5.5 | 13 0 |
| | Arian Foster | 2016 | 22 | 55 | 2.5 | 9 0 |
| 139. | Jaylen Waddle | 2021-25 | 12 | 53 | 4.4 | 12 1 |
| 140. | Brock Forsey | 2004 | 19 | 53 | 2.8 | 15 0 |
| 141. | O.J. McDuffie | 1993-01 | 15 | 49 | 3.3 | 12 0 |
| 142. | Mike Wallace | 2013-14 | 7 | 49 | 7.0 | 13 0 |
| 143. | Jim Braxton | 1978 | 20 | 48 | 2.4 | 15 2 |
| 144. | Nick Giaquinto | 1980-81 | 8 | 47 | 5.9 | 20 0 |
| 145. | Mark Konecny | 1987 | 6 | 46 | 7.7 | 19 0 |
| 146. | John Tagliaferri | 1987 | 13 | 45 | 3.5 | 7 1 |
| 147. | Lawrence Phillips | 1997 | 18 | 44 | 2.4 | 8 0 |
| 148. | Jakeem Grant Sr. | 2016-21 | 12 | 43 | 3.6 | 29 1 |
| 149. | Bernie Kosar | 1994-96 | 9 | 42 | 4.7 | 17 1 |
| 150. | Rickey Isom | 1987 | 9 | 41 | 4.6 | 8 1 |
| | Rick Norton | 1966-69 | 19 | 41 | 2.2 | 13 0 |
| 152. | James Saxon | 1992-94 | 17 | 36 | 2.1 | 9 0 |
| 153. | Duriel Harris | 1976-83, 1985 | 3 | 33 | 11.0 | 20 0 |
| | Jordan Howard | 2020 | 28 | 33 | 1.2 | 8 4 |
| | Matt Turk | 2000-01, 2003-04 | 4 | 33 | 8.3 | 23 0 |
| 156. | Lynn Bowden Jr. | 2020 | 9 | 32 | 3.6 | 11 0 |
| | Jay Cutler | 2017 | 19 | 32 | 1.7 | 9 0 |
| | Trent Green | 2007 | 7 | 32 | 4.6 | 23 0 |
| 159. | Rich Diana | 1982 | 8 | 31 | 3.9 | 7 0 |
| 160. | Davone Bess | 2008-12 | 7 | 30 | 4.3 | 13 0 |
| | Senorise Perry | 2017-18 | 8 | 30 | 3.8 | 12 0 |
| 162. | Tom Brown | 1987-89 | 16 | 29 | 1.8 | 6 0 |
| 163. | Teddy Bridgewater | 2022 | 3 | 27 | 9.0 | 11 0 |
| 164. | Lee Suggs | 2006 | 6 | 26 | 4.3 | 7 0 |
| | Marcus Thigpen | 2012-13 | 7 | 26 | 3.7 | 9 0 |
| 166. | Marlon Moore | 2010-13 | 2 | 25 | 12.5 | 16 0 |
| | Skylar Thompson | 2022-24 | 15 | 25 | 1.7 | 9 0 |
| | Alec Ingold | 2022-25 | 18 | 25 | 1.4 | 6 2 |
| 169. | Craig Erickson | 1996-98 | 15 | 24 | 1.6 | 12 0 |
| | Joey Harrington | 2006 | 19 | 24 | 1.3 | 7 0 |
| | John Stofa | 1966-67, 1969-70 | 7 | 24 | 3.4 | 14 1 |
| 172. | Marty Booker | 2004-07 | 6 | 23 | 3.8 | 18 0 |
| | Clayton Fejedelem | 2020-22 | 4 | 23 | 5.8 | 22 0 |
| 174. | Erik Ezukanma | 2022-24 | 5 | 22 | 4.4 | 12 0 |
| | Isaiah Pead | 2016 | 8 | 22 | 2.8 | 4 0 |
| 176. | Joe Cribbs | 1988 | 5 | 21 | 4.2 | 11 0 |
| | Mike Gillislee | 2013-14 | 6 | 21 | 3.5 | 6 0 |
| | Brock Osweiler | 2018 | 8 | 21 | 2.6 | 7 0 |
| | Dedric Ward | 2001-02 | 2 | 21 | 10.5 | 16 0 |
| 180. | Daunte Culpepper | 2006 | 10 | 20 | 2.0 | 7 1 |
| | Don Strock | 1974-87 | 51 | 20 | 0.4 | 18 2 |
| 182. | Darrynton Evans | 2023 | 2 | 16 | 8.0 | 13 0 |
| | Brandon Marshall | 2010-11 | 3 | 16 | 5.3 | 13 0 |
| | Samaje Perine | 2019 | 5 | 16 | 3.2 | 9 0 |
| 185. | Charles Clay | 2011-14 | 7 | 15 | 2.1 | 13 1 |
| | Brian Griese | 2003 | 5 | 15 | 3.0 | 9 0 |
| 187. | Leonte Carroo | 2016-18 | 1 | 14 | 14.0 | 14 0 |
| | MarQueis Gray | 2016-17 | 5 | 14 | 2.8 | 5 0 |
| | Garrett Limbrick | 1990 | 5 | 14 | 2.8 | 5 0 |
| 190. | A.J. Feeley | 2004-05 | 14 | 13 | 0.9 | 7t 1 |
| | Jovorskie Lane | 2012 | 13 | 13 | 1.0 | 4 2 |
| | Josh Rosen | 2019 | 3 | 13 | 4.3 | 6 0 |



ALL-TIME LEADERS

| RUSHING | | | | | | | |
|---------|---------------------------|------------------|----------|----------|------------|----------|----------|
| | PLAYER | YEARS | NO. | YDS. | AVG. | LG | TD |
| | Tom Orosz | 1981-82 | 1 | 13 | 13.0 | 13 | 0 |
| | Gary Tucker | 1968 | 4 | 13 | 3.3 | 7 | 0 |
| 195. | John Beck | 2007-08 | 9 | 12 | 1.3 | 8 | 1 |
| | Marlin Briscoe | 1972-74 | 3 | 12 | 4.0 | 17 | 0 |
| | Charles Jordan | 1996-98 | 3 | 12 | 4.0 | 16 | 0 |
| | Ron Moore | 1998 | 4 | 12 | 3.0 | 4 | 0 |
| 199. | Terry Anderson | 1977-78 | 1 | 11 | 11.0 | 11 | 0 |
| | Braxton Berrios | 2023-24 | 1 | 11 | 11.0 | 11 | 0 |
| | Terry Cole | 1971 | 3 | 11 | 3.7 | 4 | 0 |
| | Isaiah Ford | 2019-21 | 1 | 11 | 11.0 | 11 | 0 |
| | Cleveland Gary | 1994 | 7 | 11 | 1.6 | 4 | 0 |
| 204. | Nuu Faaola | 1989 | 2 | 10 | 5.0 | 5 | 0 |
| | Tim Boyle | 2024 | 2 | 10 | 5.0 | 6 | 0 |
| | Pete Roth | 1987 | 3 | 10 | 3.3 | 9 | 0 |
| 207. | LaMichael James | 2014-15 | 3 | 9 | 3.0 | 5 | 0 |
| | Vick King | 2004 | 4 | 9 | 2.3 | 3 | 0 |
| 209. | David Fales | 2017 | 4 | 8 | 2.0 | 3 | 1 |
| | Randy McMichael | 2002-06 | 1 | 8 | 8.0 | 8 | 0 |
| | Cedrick Wilson Jr. | 2022-23 | 1 | 8 | 8.0 | 8 | 0 |
| 212. | Jimmy Hines | 1969 | 1 | 7 | 7.0 | 7 | 0 |
| | John Kidd | 1994-97 | 2 | 7 | 3.5 | 4 | 0 |
| | Hendrick Lusk | 1998 | 1 | 7 | 7.0 | 7 | 0 |
| | Rishard Matthews | 2012-15 | 2 | 7 | 3.5 | 4 | 0 |
| | Preston Williams | 2019-21 | 1 | 7 | 7.0 | 7 | 0 |
| 217. | Kevin Curtis | 2010 | 1 | 6 | 6.0 | 6 | 0 |
| | Todd Doxzon | 1998 | 2 | 6 | 3.0 | 3 | 0 |
| | Craig Ellis | 1986 | 3 | 6 | 2.0 | 2 | 0 |
| | Tony Martin | 1989-93, 1999-00 | 4 | 6 | 1.5 | 8 | 0 |
| | De'Lance Turner | 2019 | 4 | 6 | 1.5 | 5 | 0 |
| | Dick Wood | 1966 | 5 | 6 | 1.2 | 7 | 1 |
| 223. | Reagan Mauia | 2007 | 4 | 5 | 1.3 | 3 | 0 |
| | Malcolm Perry | 2020 | 3 | 5 | 1.7 | 6 | 0 |
| | Sage Rosenfels | 2002-05 | 9 | 5 | 0.6 | 12 | 0 |
| | Kory Sheets | 2009-10 | 1 | 5 | 5.0 | 5 | 0 |
| | Don Testerman | 1980 | 1 | 5 | 5.0 | 5 | 0 |
| | Wes Welker | 2004-06 | 1 | 5 | 5.0 | 5 | 0 |
| | Robert Wilson | 1994-96 | 2 | 5 | 2.5 | 5 | 0 |
| 230. | Clyde Gates | 2011 | 1 | 4 | 4.0 | 4 | 0 |
| | Nate Jacquet | 1998-99 | 1 | 4 | 4.0 | 4 | 0 |
| | Clive Walford | 2019 | 0 | 4 | 0.0 | 4 | 0 |
| | Durham Smythe | 2018-24 | 4 | 4 | 1.0 | 2 | 1 |
| 234. | Fred Banks | 1987-93 | 1 | 3 | 3.0 | 3 | 0 |
| | Chris Clemons | 2009-13 | 1 | 3 | 3.0 | 3 | 0 |
| | Larry Cowan | 1982 | 1 | 3 | 3.0 | 3 | 0 |
| | Roosevelt Potts | 1997 | 1 | 3 | 3.0 | 3 | 0 |
| | Leslie Shepherd | 2000 | 4 | 3 | 0.8 | 14 | 0 |
| | Zach Wilson | 2025 | 1 | 3 | 3.0 | 3 | 0 |
| 240. | Orleans Darkwa | 2014 | 4 | 2 | 0.5 | 7 | 0 |
| | Matt Haack | 2017-20 | 1 | 2 | 2.0 | 2 | 0 |
| | Bruce Hardy | 1978-89 | 1 | 2 | 2.0 | 2 | 0 |
| | Larry Johnson | 2011 | 1 | 2 | 2.0 | 2 | 0 |
| | Ray Nealy | 1997 | 1 | 2 | 2.0 | 2 | 0 |
| 245. | Greg Camarillo | 2007-09 | 2 | 1 | 0.5 | 6 | 0 |
| | JP Losman | 2011 | 2 | 1 | 0.5 | 1 | 0 |
| | Michael Palardy | 2021 | 1 | 1 | 1.0 | 1 | 0 |
| 248. | Matt Darr | 2015-16 | 1 | 0 | 0.0 | 0 | 0 |
| | Jim Del Gaizo | 1972, 1975 | 1 | 0 | 0.0 | 0 | 0 |
| | Heath Evans | 2005 | 1 | 0 | 0.0 | 0 | 0 |
| | Brandon Fields | 2007-14 | 3 | 0 | 0.0 | 0 | 0 |
| | Kim Hammond | 1968 | 1 | 0 | 0.0 | 0 | 0 |
| | Clayton Heath | 1976 | 1 | 0 | 0.0 | 0 | 0 |
| | Jake Bailey | 2023-25 | 1 | 0 | 0.0 | 0 | 0 |
| | Donnie Jones | 2005-06 | 2 | 0 | 0.0 | 0 | 0 |
| | Barry Pryor | 1969-70 | 2 | 0 | 0.0 | 5 | 0 |



ALL-TIME LEADERS

| RUSHING | | | | | | | |
|---------|--------------------|---------|-----|------|-------|-----|----|
| | PLAYER | YEARS | NO. | YDS. | AVG. | LG | TD |
| 257. | Doug Pederson | 1993 | 2 | -1 | -0.5 | 5 | 0 |
| | Jonnu Smith | 2024 | 2 | -1 | -0.5 | 0 | 0 |
| 259. | Danny Amendola | 2018 | 1 | -2 | -2.0 | -2 | 0 |
| | Obafemi Ayanbadejo | 2003 | 1 | -2 | -2.0 | -2 | 0 |
| | Guy Benjamin | 1978-79 | 1 | -2 | -2.0 | -2 | 0 |
| | Bert Emanuel | 2000 | 3 | -2 | -0.7 | 0 | 0 |
| | Mike Michel | 1977 | 1 | -2 | -2.0 | -2 | 0 |
| | Doug Moreau | 1966-69 | 1 | -2 | -2.0 | -2 | 0 |
| | Scott Zolak | 1999 | 2 | -2 | -1.0 | -1 | 0 |
| 266. | Jack Clancy | 1967-69 | 3 | -4 | -1.3 | 2 | 0 |
| | Steve DeBerg | 1993 | 4 | -4 | -1.0 | -1 | 0 |
| | Irving Fryar | 1993-95 | 3 | -4 | -1.3 | 2 | 0 |
| 269. | Olindo Mare | 1997-06 | 1 | -5 | -5.0 | -5 | 0 |
| 270. | George Roberts | 1978-80 | 1 | -7 | -7.0 | -7 | 0 |
| 271. | Reggie Roby | 1983-92 | 5 | -8 | -1.6 | 0 | 0 |
| 272. | George Mira | 1971 | 6 | -9 | -1.5 | 3 | 0 |
| | Mike White | 2023 | 8 | -9 | -1.1 | 0 | 0 |
| 274. | Mark Duper | 1982-92 | 1 | -10 | -10.0 | -10 | 0 |
| 275. | Ferrell Edmunds | 1988-92 | 2 | -15 | -7.5 | -4 | 0 |
| 276. | Karl Noonan | 1966-71 | 2 | -20 | -10.0 | -9 | 0 |

| PASSING | | | | | | | | | |
|---------|-----------------------|------------------|--------------|--------------|---------------|-------------|------------|-----------|-------------|
| | PLAYER | YEARS | ATT. | COMP. | YDS. | PCT. | TD | INT | RATE |
| 1. | Dan Marino | 1983-99 | 8,358 | 4,967 | 61,361 | 59.4 | 420 | 252 | 86.4 |
| 2. | Bob Griese | 1967-80 | 3,429 | 1,926 | 25,092 | 56.2 | 192 | 172 | 77.1 |
| 3. | Ryan Tannehill | 2012-18 | 2,911 | 1,829 | 20,434 | 62.8 | 123 | 75 | 87.0 |
| 4. | Tua Tagovailoa | 2020-25 | 2,187 | 1,493 | 16,514 | 68.3 | 110 | 48 | 98.1 |
| 5. | Jay Fiedler | 2000-04 | 1,603 | 936 | 11,040 | 58.4 | 66 | 63 | 76.8 |
| 6. | Chad Henne | 2008-11 | 1,065 | 646 | 7,114 | 60.7 | 31 | 37 | 75.7 |
| 7. | David Woodley | 1980-83 | 961 | 508 | 5,928 | 52.9 | 34 | 42 | 65.4 |
| 8. | Ryan Fitzpatrick | 2019-20 | 769 | 494 | 5,620 | 64.2 | 33 | 21 | 89.0 |
| 9. | Don Strock | 1974-87 | 688 | 388 | 4,613 | 56.4 | 39 | 37 | 73.5 |
| 10. | Matt Moore | 2011-17 | 591 | 359 | 4,298 | 60.7 | 29 | 19 | 86.0 |
| 11. | Chad Pennington | 2008-10 | 552 | 373 | 4,085 | 67.6 | 20 | 9 | 94.5 |
| 12. | Gus Frerotte | 2005 | 494 | 257 | 2,996 | 52.0 | 18 | 13 | 71.9 |
| 13. | Jay Cutler | 2017 | 429 | 266 | 2,666 | 62.0 | 19 | 14 | 80.8 |
| 14. | Earl Morrall | 1972-76 | 284 | 153 | 2,335 | 53.9 | 17 | 17 | 76.2 |
| 15. | Joey Harrington | 2006 | 388 | 223 | 2,236 | 57.5 | 12 | 15 | 68.2 |
| 16. | Cleo Lemon | 2005-07 | 377 | 211 | 2,185 | 56.0 | 8 | 7 | 72.2 |
| 17. | A.J. Feeley | 2004-05 | 356 | 191 | 1,893 | 53.7 | 11 | 15 | 61.7 |
| 18. | Scott Mitchell | 1990-93 | 241 | 135 | 1,805 | 56.0 | 12 | 9 | 81.0 |
| 19. | Rick Norton | 1966-69 | 377 | 156 | 1,751 | 41.4 | 6 | 30 | 28.1 |
| 20. | Damon Huard | 1997-00 | 288 | 170 | 1,691 | 59.0 | 9 | 8 | 74.6 |
| 21. | Steve DeBerg | 1993 | 188 | 113 | 1,521 | 60.1 | 6 | 7 | 81.0 |
| 22. | Jacoby Brissett | 2021 | 225 | 141 | 1,283 | 62.7 | 5 | 4 | 78.1 |
| 23. | Brock Osweiler | 2018 | 178 | 113 | 1,247 | 63.5 | 6 | 4 | 86.0 |
| 24. | Ray Lucas | 2001-02 | 163 | 94 | 1,090 | 57.7 | 4 | 6 | 70.8 |
| 25. | Dick Wood | 1966 | 230 | 83 | 993 | 36.1 | 4 | 14 | 30.6 |
| 26. | Trent Green | 2007 | 141 | 85 | 987 | 60.3 | 5 | 7 | 72.6 |
| | Bernie Kosar | 1994-96 | 152 | 105 | 987 | 69.1 | 5 | 6 | 81.2 |
| 28. | Craig Erickson | 1996-98 | 127 | 68 | 945 | 53.5 | 4 | 3 | 78.4 |
| 29. | Daunte Culpepper | 2006 | 134 | 81 | 929 | 60.4 | 2 | 3 | 77.0 |
| 30. | John Stofa | 1966-67, 1969-70 | 135 | 61 | 862 | 45.2 | 7 | 6 | 65.1 |
| 31. | Tyler Huntley | 2024 | 133 | 86 | 829 | 64.7 | 3 | 3 | 80.1 |
| 32. | Brian Griese | 2003 | 130 | 74 | 813 | 56.9 | 5 | 6 | 69.2 |
| 33. | Sage Rosenfels | 2002-05 | 109 | 54 | 776 | 49.5 | 6 | 6 | 68.4 |
| 34. | George Wilson, Jr. | 1966 | 112 | 46 | 764 | 41.1 | 5 | 10 | 42.4 |
| 35. | Skylar Thompson | 2022-24 | 138 | 81 | 721 | 58.7 | 1 | 3 | 66.1 |
| 36. | Teddy Bridgewater | 2022 | 79 | 49 | 683 | 62.0 | 4 | 4 | 85.6 |
| 37. | Kyle Mackey | 1987 | 109 | 57 | 604 | 52.3 | 3 | 5 | 58.8 |
| 38. | Josh Rosen | 2019 | 109 | 58 | 567 | 53.2 | 1 | 5 | 52.0 |
| 39. | John Beck | 2007-08 | 107 | 60 | 559 | 56.1 | 1 | 3 | 62.0 |
| 40. | Tyler Thigpen | 2009-10 | 70 | 37 | 518 | 52.9 | 3 | 4 | 67.4 |
| 41. | Scott Secules | 1989-92 | 70 | 33 | 393 | 47.1 | 2 | 5 | 44.5 |
| 42. | David Fales | 2017 | 43 | 29 | 265 | 67.4 | 1 | 1 | 82.0 |



ALL-TIME LEADERS

| PASSING | | | | | | | | | |
|---------|--------------------|------------------------|----------|----------|-----------|-------------|----------|----------|-------------|
| PLAYER | YEARS | ATT. | COMP. | YDS. | PCT. | TD | INT | RATE | |
| 43. | Jim Del Gaizo | 1972, 1975 | 9 | 5 | 165 | 55.6 | 2 | 1 | 100.5 |
| 44. | George Mira | 1971 | 30 | 11 | 159 | 36.7 | 1 | 1 | 51.9 |
| 45. | Tim Boyle | 2024 | 26 | 15 | 153 | 57.7 | 0 | 0 | 74.7 |
| 46. | Ron Jaworski | 1987-88 | 14 | 9 | 123 | 64.3 | 1 | 0 | 116.1 |
| 47. | Guy Benjamin | 1978-79 | 12 | 9 | 119 | 75.0 | 1 | 1 | 99.0 |
| 48. | Kim Hammond | 1968 | 26 | 13 | 116 | 50.0 | 0 | 2 | 30.3 |
| 49. | Jim Jensen | 1981-92 | 7 | 4 | 102 | 57.1 | 2 | 0 | 141.4 |
| 50. | Mike White | 2023 | 6 | 5 | 74 | 83.3 | 1 | 1 | 118.1 |
| 51. | Marlin Briscoe | 1972-74 | 4 | 3 | 72 | 75.0 | 0 | 0 | 116.7 |
| | Albert Wilson | 2018-19, 21 | 4 | 2 | 72 | 50.0 | 1 | 0 | 135.4 |
| 53. | Larry Seiple | 1967-77 | 3 | 3 | 69 | 100.0 | 0 | 0 | 118.8 |
| 54. | Ronnie Brown | 2005-10 | 12 | 4 | 63 | 33.3 | 2 | 0 | 91.3 |
| 55. | Tony Nathan | 1979-87 | 8 | 4 | 61 | 50.0 | 1 | 0 | 115.1 |
| 56. | JP Losman | 2011 | 10 | 6 | 60 | 60.0 | 0 | 0 | 77.1 |
| 57. | Marty Booker | 2004-07 | 3 | 1 | 48 | 33.3 | 0 | 0 | 81.9 |
| | Mark Clayton | 1983-92 | 2 | 1 | 48 | 50.0 | 1 | 1 | 95.8 |
| 59. | Doug Pederson | 1993 | 8 | 4 | 41 | 50.0 | 0 | 0 | 65.1 |
| 60. | Jim Kiick | 1968-74 | 3 | 2 | 38 | 66.7 | 0 | 0 | 109.7 |
| 61. | Lynn Bowden Jr. | 2020 | 2 | 1 | 32 | 50.0 | 0 | 0 | 95.8 |
| | Zach Wilson | 2025 | 8 | 5 | 32 | 62.5 | 0 | 0 | 70.8 |
| 63. | Terry Kirby | 1993-95 | 1 | 1 | 31 | 100.0 | 1 | 0 | 158.3 |
| | Nat Moore | 1974-86 | 2 | 1 | 31 | 50.0 | 0 | 0 | 95.8 |
| 65. | Danny Amendola | 2018 | 1 | 1 | 28 | 100.0 | 1 | 0 | 158.3 |
| 66. | Jack Clancy | 1967-69 | 1 | 1 | 17 | 100.0 | 0 | 0 | 118.8 |
| 67. | Eddie Hill | 1981-84 | 2 | 1 | 14 | 50.0 | 0 | 0 | 72.9 |
| 68. | Keith Byars | 1993-96 | 2 | 1 | 11 | 50.0 | 1 | 0 | 106.3 |
| | Archie Roberts | 1967 | 10 | 5 | 11 | 50.0 | 0 | 1 | 16.7 |
| 70. | Jarvis Landry | 2014-17 | 3 | 1 | 9 | 33.3 | 0 | 0 | 42.4 |
| 71. | Scott Stankavage | 1987 | 7 | 4 | 8 | 57.1 | 0 | 1 | 22.6 |
| 72. | Troy Stradford | 1987-90 | 2 | 1 | 6 | 50.0 | 0 | 0 | 56.3 |
| 73. | Kenny Stills | 2015-18 | 1 | 1 | 3 | 100.0 | 1 | 0 | 118.8 |
| 74. | Matt Haack | 2017-20 | 3 | 1 | 1 | 33.3 | 1 | 1 | 42.4 |
| 75. | Brandon Fields | 2007-14 | 1 | 0 | 0 | 0.0 | 0 | 0 | 39.6 |
| | Mike Gesicki | 2018-22 | 1 | 0 | 0 | 0.0 | 0 | 0 | 39.6 |
| | MarQueis Gray | 2016-17 | 1 | 0 | 0 | 0.0 | 0 | 0 | 39.6 |
| | Bruce Hardy | 1978-89 | 1 | 0 | 0 | 0.0 | 0 | 0 | 39.6 |
| | Booth Lusteg | 1967 | 1 | 0 | 0 | 0.0 | 0 | 0 | 39.6 |
| | Brandon Marshall | 2010-11 | 1 | 0 | 0 | 0.0 | 0 | 0 | 39.6 |
| | Tony Martin | 1989-93, 99-00 | 1 | 0 | 0 | 0.0 | 0 | 0 | 39.6 |
| | Dan McGwire | 1995 | 1 | 0 | 0 | 0.0 | 0 | 0 | 39.6 |
| | Lamar Smith | 2000-01 | 1 | 0 | 0 | 0.0 | 0 | 0 | 39.6 |
| | Freddie Solomon | 1975-77 | 1 | 0 | 0 | 0.0 | 0 | 0 | 39.6 |
| | Mike Wallace | 2013-14 | 1 | 0 | 0 | 0.0 | 0 | 0 | 39.6 |
| | Pat White | 2009 | 5 | 0 | 0 | 0.0 | 0 | 0 | 39.6 |
| | Delvin Williams | 1978-80 | 3 | 0 | 0 | 0.0 | 0 | 0 | 39.6 |
| | Ricky Williams | 2002-03, 2005, 2007-10 | 1 | 0 | 0 | 0.0 | 0 | 1 | 0.0 |
| | Scott Zolak | 1999 | 4 | 0 | 0 | 0.0 | 0 | 0 | 39.6 |

| RECEPTIONS | | | | | | | | | |
|------------|----------------------|----------------|------------|--------------|-------------|------------|-----------|--|--|
| PLAYER | YEARS | NO. | YDS. | AVG. | LG | TD | | | |
| 1. | Mark Clayton | 1983-92 | 550 | 8,643 | 15.7 | 78t | 81 | | |
| 2. | Mark Duper | 1982-92 | 511 | 8,869 | 17.4 | 85t | 59 | | |
| 3. | Nat Moore | 1974-86 | 510 | 7,546 | 14.8 | 79t | 74 | | |
| 4. | O.J. McDuffie | 1993-01 | 415 | 5,074 | 12.2 | 61t | 29 | | |
| 5. | Chris Chambers | 2001-07 | 405 | 5,688 | 14.0 | 77t | 43 | | |
| 6. | Jarvis Landry | 2014-17 | 400 | 4,038 | 10.1 | 71 | 22 | | |
| 7. | Tony Nathan | 1979-87 | 383 | 3,592 | 9.4 | 73 | 16 | | |
| 8. | Tyreek Hill | 2022-25 | 340 | 4,733 | 13.5 | 80t | 27 | | |
| 9. | DeVante Parker | 2015-21 | 338 | 4,727 | 14.0 | 56t | 24 | | |
| 10. | Jaylen Waddle | 2021-25 | 332 | 4,424 | 13.3 | 84t | 23 | | |
| 11. | Davone Bess | 2008-12 | 321 | 3,447 | 10.7 | 41 | 12 | | |
| 12. | Brian Hartline | 2009-14 | 298 | 4,243 | 14.2 | 80t | 12 | | |
| 13. | Randy McMichael | 2002-06 | 283 | 3,096 | 10.9 | 46 | 18 | | |
| 14. | Duriel Harris | 1976-83, 1985 | 269 | 4,534 | 16.9 | 64t | 18 | | |
| 15. | Bruce Hardy | 1978-89 | 256 | 2,455 | 9.6 | 31 | 25 | | |
| 16. | Mike Gesicki | 2018-22 | 231 | 2,617 | 11.3 | 70 | 18 | | |



ALL-TIME LEADERS

| RECEPTIONS | | | | | | | |
|------------|--------------------|------------------------|-----|-------|------|-----|----|
| | PLAYER | YEARS | NO. | YDS. | AVG. | LG | TD |
| 17. | Jim Jensen | 1981-92 | 229 | 2,171 | 9.5 | 31 | 19 |
| 18. | Oronde Gadsden | 1998-03 | 227 | 3,252 | 14.3 | 62 | 22 |
| 19. | Jim Kiick | 1968-74 | 221 | 2,210 | 10.0 | 53t | 3 |
| 20. | Howard Twilley | 1966-76 | 212 | 3,064 | 14.5 | 44 | 23 |
| 21. | Tony Martin | 1989-93, 1999-00 | 202 | 3,152 | 15.6 | 80t | 14 |
| 22. | Irving Fryar | 1993-95 | 199 | 3,190 | 16.0 | 67t | 20 |
| 23. | Ricky Williams | 2002-03, 2005, 2007-10 | 197 | 1,431 | 7.3 | 59 | 6 |
| 24. | Marty Booker | 2004-07 | 194 | 2,627 | 13.5 | 60t | 11 |
| 25. | Anthony Fasano | 2008-12, 2017 | 189 | 2,211 | 11.7 | 35t | 24 |
| 26. | Ronnie Brown | 2005-10 | 184 | 1,491 | 8.1 | 43 | 2 |
| 27. | Brandon Marshall | 2010-11 | 167 | 2,228 | 13.3 | 65t | 9 |
| 28. | Keith Byars | 1993-96 | 166 | 1,433 | 8.6 | 34 | 10 |
| 29. | Kenny Stills | 2015-18 | 164 | 2,566 | 15.6 | 75t | 24 |
| 30. | Charles Clay | 2011-14 | 161 | 1,809 | 11.2 | 67 | 14 |
| 31. | Troy Stradford | 1987-90 | 159 | 1,373 | 8.6 | 36 | 2 |
| 32. | Paul Warfield | 1970-74 | 156 | 3,355 | 21.5 | 86t | 33 |
| 33. | Terry Kirby | 1993-95 | 155 | 1,646 | 10.6 | 47 | 6 |
| 34. | Keith Jackson | 1992-94 | 146 | 1,880 | 12.9 | 57t | 18 |
| 35. | Bernie Parmalee | 1992-98 | 144 | 1,306 | 9.1 | 35 | 3 |
| 36. | Mike Wallace | 2013-14 | 140 | 1,792 | 12.8 | 57 | 15 |
| | Tony Paige | 1990-92 | 140 | 1,115 | 8.0 | 30 | 6 |
| 38. | Karl Noonan | 1966-71 | 136 | 1,798 | 13.2 | 51t | 17 |
| 39. | Durham Smythe | 2018-24 | 132 | 1,228 | 9.3 | 26 | 3 |
| 40. | De'Von Achane | 2023-25 | 130 | 962 | 7.4 | 39 | 12 |
| 41. | Ted Ginn, Jr. | 2007-09 | 128 | 1,664 | 13.0 | 64 | 5 |
| 42. | Troy Drayton | 1996-99 | 127 | 1,511 | 11.9 | 51 | 8 |
| 43. | Lorenzo Hampton | 1985-89 | 123 | 954 | 7.8 | 39t | 6 |
| 44. | Jim Mandich | 1970-77 | 121 | 1,406 | 11.6 | 44 | 23 |
| 45. | Ferrell Edmunds | 1988-92 | 117 | 1,612 | 13.8 | 80t | 10 |
| | Lamar Miller | 2012-15 | 117 | 887 | 7.6 | 54t | 3 |
| 47. | Kenyan Drake | 2016-19 | 116 | 936 | 8.1 | 52t | 6 |
| 48. | Greg Camarillo | 2007-09 | 113 | 1,325 | 11.7 | 64t | 4 |
| 49. | Joe Rose | 1980-85 | 112 | 1,493 | 13.3 | 50 | 13 |
| 50. | Rob Konrad | 1999-04 | 111 | 854 | 7.7 | 25 | 6 |
| 51. | Norm Bulaich | 1975-79 | 109 | 752 | 6.9 | 59t | 6 |
| 52. | James McKnight | 2001-03 | 107 | 1,497 | 14.0 | 80t | 7 |
| | Rishard Matthews | 2012-15 | 107 | 1,396 | 13.0 | 53t | 8 |
| 54. | Myles Gaskin | 2019-22 | 101 | 701 | 6.9 | 59t | 6 |
| 55. | Fred Banks | 1987-93 | 99 | 1,555 | 15.7 | 61 | 8 |
| 56. | Stanley Pritchett | 1996-99 | 98 | 798 | 8.1 | 74t | 6 |
| 57. | Wes Welker | 2004-06 | 96 | 1,121 | 11.7 | 47 | 1 |
| 58. | Dan Johnson | 1983-87 | 94 | 1,012 | 10.8 | 61t | 16 |
| | Albert Wilson | 2018-19, 21 | 94 | 955 | 10.2 | 75t | 5 |
| 60. | Jimmy Cefalo | 1978-84 | 93 | 1,739 | 18.7 | 69t | 13 |
| | Ron Davenport | 1985-89 | 93 | 801 | 8.6 | 29 | 4 |
| 62. | Larry Csonka | 1968-74, 1979 | 91 | 688 | 7.6 | 65 | 4 |
| | Jakeem Grant Sr. | 2016-21 | 91 | 1,001 | 11.0 | 65t | 5 |
| 64. | Mark Ingram | 1993-94 | 88 | 1,213 | 13.8 | 77t | 12 |
| | Jack Clancy | 1967-69 | 88 | 1,157 | 13.1 | 50 | 3 |
| | Jonnu Smith | 2024 | 88 | 884 | 10.0 | 57t | 8 |
| 67. | Damien Williams | 2014-17 | 85 | 733 | 8.6 | 58 | 6 |
| 68. | Lamar Thomas | 1996-00 | 81 | 1,171 | 14.5 | 56t | 8 |
| 69. | Reggie Bush | 2011-12 | 78 | 588 | 7.5 | 34 | 3 |
| 70. | Karim Abdul-Jabbar | 1996-99 | 77 | 527 | 6.8 | 36t | 1 |
| 71. | Raheem Mostert | 2015, 2022-24 | 75 | 538 | 7.2 | 25 | 5 |
| 72. | Dion Sims | 2013-16 | 74 | 699 | 9.4 | 38 | 8 |
| | Gary Davis | 1976-79 | 74 | 592 | 8.0 | 34 | 1 |
| 74. | Larry Seiple | 1967-77 | 73 | 934 | 12.8 | 41t | 7 |
| | Doug Moreau | 1966-69 | 73 | 926 | 12.7 | 43 | 6 |
| 76. | Delvin Williams | 1978-80 | 70 | 574 | 8.2 | 42 | 1 |
| 77. | Andre Tillman | 1975-78 | 66 | 757 | 11.5 | 37t | 6 |
| 78. | David Martin | 2007-08 | 65 | 753 | 11.6 | 61t | 5 |
| 79. | Isaiah Ford | 2018-21 | 63 | 681 | 10.8 | 52 | 2 |
| 80. | Freddie Solomon | 1975-77 | 61 | 973 | 16.0 | 58t | 5 |
| | Lamar Smith | 2000-01 | 61 | 435 | 7.1 | 65t | 4 |
| 82. | Brandon Gibson | 2013-14 | 59 | 621 | 10.5 | 46 | 4 |
| | Danny Amendola | 2018 | 59 | 575 | 9.7 | 39 | 1 |



ALL-TIME LEADERS

| RECEPTIONS | | | | | | |
|------------------------------|------------------|-----------|------------|-------------|------------|----------|
| PLAYER | YEARS | NO. | YDS. | AVG. | LG | TD |
| Tom Vigorito | 1981-85 | 59 | 439 | 7.4 | 31t | 2 |
| 85. James Pruitt | 1986-88, 1990-91 | 58 | 942 | 16.2 | 37 | 8 |
| 86. Marlin Briscoe | 1972-74 | 57 | 858 | 15.1 | 53 | 7 |
| 87. Preston Williams | 2019-21 | 56 | 787 | 14.1 | 47 | 7 |
| 88. Daniel Thomas | 2011-14 | 55 | 412 | 7.5 | 32 | 3 |
| 89. Jerris McPhail | 1996-97 | 54 | 544 | 10.1 | 52 | 1 |
| Bobby Humphrey | 1992 | 54 | 507 | 9.4 | 26 | 1 |
| 91. Fred Barnett | 1996-97 | 53 | 728 | 13.7 | 66 | 4 |
| Derek Hagan | 2006-08 | 53 | 645 | 12.2 | 24 | 3 |
| 93. Sammy Morris | 2004-06 | 51 | 340 | 6.7 | 44 | 0 |
| Travis Minor | 2001-06 | 50 | 353 | 7.1 | 29 | 1 |
| 95. Derrius Thompson | 2003-04 | 49 | 718 | 14.7 | 36 | 4 |
| Marv Fleming | 1970-74 | 48 | 523 | 10.9 | 36 | 4 |
| Jay Ajayi | 2015-17 | 48 | 308 | 6.4 | 20 | 0 |
| 98. Mercury Morris | 1969-75 | 46 | 491 | 10.7 | 50 | 1 |
| Justin Peelle | 2006-07 | 45 | 344 | 7.6 | 35 | 3 |
| 100. Eric Green | 1995 | 43 | 499 | 11.6 | 31t | 3 |
| Jordan Cameron | 2015-16 | 43 | 446 | 10.4 | 29 | 4 |
| 102. Stan Mitchell | 1966-70 | 42 | 533 | 12.7 | 48 | 5 |
| Alec Ingold | 2022-25 | 42 | 334 | 8.0 | 25 | 1 |
| 104. Julius Thomas | 2017 | 41 | 388 | 9.5 | 27 | 3 |
| 105. Joe Auer | 1966-67 | 40 | 481 | 12.0 | 68t | 6 |
| Dedric Ward | 2001-02 | 40 | 381 | 9.5 | 22 | 0 |
| Salvon Ahmed | 2020-23 | 40 | 274 | 6.9 | 20 | 1 |
| 108. Ed Perry | 1997-04 | 39 | 308 | 7.9 | 46 | 2 |
| Woody Bennett | 1980-89 | 39 | 295 | 7.6 | 27 | 3 |
| 110. Malik Washington | 2024-25 | 38 | 270 | 7.1 | 20 | 0 |
| 111. Gary Clark | 1995 | 37 | 525 | 14.2 | 42t | 2 |
| Mark Higgs | 1990-94 | 37 | 294 | 7.9 | 21 | 0 |
| 113. Charles Jordan | 1996-98 | 36 | 640 | 17.8 | 44t | 3 |
| Patrick Laird | 2019-21 | 36 | 289 | 8.0 | 21 | 0 |
| 115. Leslie Shepherd | 2000 | 35 | 446 | 12.7 | 46t | 4 |
| 116. Jed Weaver | 2000-02 | 34 | 469 | 13.8 | 41 | 5 |
| Cedrick Wilson Jr. | 2022-23 | 34 | 432 | 12.7 | 31t | 3 |
| 118. Randal Hill | 1991, 1995-96 | 33 | 669 | 20.3 | 61 | 4 |
| 119. Allen Hurns | 2019 | 32 | 416 | 13.0 | 27 | 2 |
| Patrick Cobbs | 2006-10 | 32 | 409 | 12.8 | 80t | 4 |
| Sammie Smith | 1989-91 | 32 | 310 | 9.7 | 53t | 1 |
| Aaron Craver | 1991-94 | 32 | 304 | 9.5 | 28 | 0 |
| Leroy Harris | 1977-78 | 32 | 240 | 7.5 | 57 | 0 |
| James Saxon | 1992-94 | 32 | 192 | 6.0 | 25 | 0 |
| 125. Nick Giaquinto | 1980-81 | 31 | 230 | 7.4 | 25 | 2 |
| 126. Trent Sherfield | 2022 | 30 | 417 | 13.9 | 75t | 2 |
| Mack Hollins | 2019-21 | 30 | 399 | 13.3 | 65t | 5 |
| Greg Baty | 1990-94 | 30 | 377 | 12.6 | 32 | 4 |
| 129. Jeff Wilson Jr. | 2022-25 | 29 | 198 | 6.8 | 14 | 1 |
| J.J. Johnson | 1999-01 | 29 | 182 | 6.3 | 17 | 0 |
| Lousaka Polite | 2008-10 | 29 | 136 | 4.7 | 14 | 0 |
| 132. Lorenzo Booker | 2007 | 28 | 237 | 8.5 | 22 | 0 |
| Lynn Bowden Jr. | 2020 | 28 | 211 | 7.5 | 22 | 0 |
| 134. Andre Brown | 1989-90 | 27 | 459 | 17.0 | 48t | 5 |
| Dave Kocourek | 1966 | 27 | 320 | 11.9 | 43 | 2 |
| Braxton Berrios | 2023-24 | 27 | 238 | 8.8 | 22 | 1 |
| Jesse Chatman | 2005, 2007 | 27 | 161 | 6.0 | 22 | 0 |
| 138. Bo Roberson | 1966 | 26 | 519 | 20.0 | 80t | 2 |
| Lex Hilliard | 2009-11 | 26 | 210 | 8.1 | 18 | 2 |
| 140. Frank Jackson | 1966-67 | 25 | 439 | 17.6 | 48 | 3 |
| Don Nottingham | 1973-77 | 25 | 213 | 8.5 | 29 | 0 |
| River Cracraft | 2022-24 | 25 | 289 | 11.6 | 24 | 3 |
| Ronnie Lee | 1979-82, 1984-89 | 25 | 167 | 6.7 | 41 | 3 |
| 144. Adam Shaheen | 2020-21 | 24 | 260 | 10.8 | 43 | 3 |
| Julian Hill | 2023-25 | 24 | 193 | 8.0 | 19 | 0 |
| Irving Spikes | 1994-97 | 24 | 185 | 7.7 | 24 | 2 |
| 147. Kalen Ballage | 2018-19 | 23 | 119 | 5.2 | 31 | 0 |
| 148. Gene Milton | 1968-69 | 21 | 322 | 15.3 | 49 | 1 |
| Mike Williams | 1992-95 | 21 | 292 | 13.9 | 29 | 0 |
| Scott Miller | 1991-96 | 21 | 274 | 13.0 | 27 | 1 |



ALL-TIME LEADERS

| RECEPTIONS | | | | | | | |
|------------|--------------------|---------|-----|------|------|-----|----|
| | PLAYER | YEARS | NO. | YDS. | AVG. | LG | TD |
| | Joey Haynos | 2008-09 | 21 | 184 | 8.8 | 21 | 3 |
| 152. | Bryan Gilmore | 2004-05 | 20 | 311 | 15.6 | 44t | 2 |
| | Donald Lee | 2003-04 | 20 | 220 | 11.0 | 25 | 2 |
| 154. | Scott Schwedes | 1987-90 | 19 | 370 | 19.5 | 65t | 2 |
| | Brett Perriman | 1997 | 19 | 309 | 16.3 | 26 | 1 |
| | Greg Jennings | 2015 | 19 | 208 | 10.9 | 31 | 1 |
| 157. | Otto Stowe | 1971-72 | 18 | 344 | 19.1 | 49 | 3 |
| | Marlon Moore | 2010-13 | 18 | 300 | 16.7 | 57t | 2 |
| | Yatil Green | 1997-99 | 18 | 234 | 13.0 | 27 | 0 |
| | Autry Denson | 1999-00 | 18 | 133 | 7.4 | 28 | 0 |
| | Robert Edwards | 2002 | 18 | 126 | 7.0 | 14 | 1 |
| | Hunter Goodwin | 1999-01 | 18 | 118 | 6.6 | 14 | 1 |
| | Eddie Hill | 1981-84 | 18 | 106 | 5.9 | 16 | 1 |
| 164. | Benny Malone | 1974-78 | 17 | 234 | 13.8 | 43 | 0 |
| 165. | Thurman Thomas | 2000 | 16 | 117 | 7.3 | 15 | 1 |
| | Abner Haynes | 1967 | 16 | 100 | 6.3 | 22 | 0 |
| 167. | MarQueis Gray | 2016-17 | 15 | 184 | 12.3 | 53 | 0 |
| | Mark Walton | 2019 | 15 | 89 | 5.9 | 18 | 0 |
| 169. | Tom Brown | 1987-89 | 14 | 123 | 8.8 | 23 | 0 |
| 170. | Billy Joe | 1966 | 13 | 116 | 8.9 | 67 | 1 |
| | Cookie Gilchrist | 1966 | 13 | 110 | 8.5 | 22 | 1 |
| | Lamar Gordon | 2004 | 13 | 74 | 5.7 | 25 | 0 |
| | Terry Robiskie | 1980-81 | 13 | 60 | 4.6 | 15 | 0 |
| 174. | Leonte Carroo | 2016-18 | 12 | 192 | 16.0 | 74t | 2 |
| | Frank Gore | 2018 | 12 | 124 | 10.3 | 24 | 1 |
| | Nick O'Leary | 2018-19 | 12 | 123 | 10.3 | 19 | 1 |
| | John Tagliaferri | 1987 | 12 | 117 | 9.8 | 27 | 0 |
| | Marc Logan | 1989-91 | 12 | 88 | 7.3 | 12 | 0 |
| | Obafemi Ayanbadejo | 2003 | 12 | 53 | 4.4 | 12 | 0 |
| 180. | Jack Harper | 1967-68 | 11 | 212 | 19.3 | 40 | 3 |
| | John Roderick | 1966-67 | 11 | 156 | 14.2 | 64 | 1 |
| | Jim Cox | 1968 | 11 | 147 | 13.4 | 30 | 0 |
| | Jovorskie Lane | 2012 | 11 | 79 | 7.2 | 24 | 1 |
| | Joe Carter | 1984-86 | 11 | 66 | 6.0 | 15 | 0 |
| 185. | Preston Carpenter | 1966 | 10 | 127 | 12.7 | 42 | 0 |
| | Chase Edmonds | 2022 | 10 | 96 | 9.6 | 15 | 1 |
| | Steve Howell | 1979-81 | 10 | 70 | 7.0 | 13 | 0 |
| | Sam Price | 1966-68 | 10 | 70 | 7.0 | 27 | 1 |
| | John Avery | 1998-99 | 10 | 67 | 6.7 | 19t | 1 |
| 190. | Nate Jacquet | 1998-99 | 9 | 140 | 15.6 | 29 | 0 |
| | Marcus Thigpen | 2012-13 | 9 | 112 | 12.4 | 50 | 1 |
| | Matt Breida | 2020 | 9 | 96 | 10.7 | 31 | 0 |
| | Leland Douglas | 1987 | 9 | 92 | 10.2 | 17 | 1 |
| | Malcolm Perry | 2020 | 9 | 92 | 10.2 | 25t | 1 |
| | Odell Beckham Jr. | 2024 | 9 | 55 | 6.1 | 11 | 0 |
| 196. | Darren Waller | 2025 | 8 | 105 | 13.1 | 34 | 3 |
| | Jeff Ogden | 2000-01 | 8 | 97 | 12.1 | 18 | 1 |
| | Cris Carter | 2002 | 8 | 66 | 8.3 | 15 | 1 |
| | Tanner Conner | 2022-25 | 8 | 65 | 8.1 | 15 | 0 |
| | Lawrence Sampleton | 1987 | 8 | 64 | 8.0 | 19 | 0 |
| | David Overstreet | 1983 | 8 | 55 | 6.9 | 20 | 2 |
| | Lorenzo Diamond | 2005 | 8 | 54 | 6.8 | 18 | 0 |
| | Rick Casares | 1966 | 8 | 45 | 5.6 | 20 | 1 |
| 204. | Bert Emanuel | 2000 | 7 | 132 | 18.9 | 53t | 1 |
| | Eddie Chavis | 1987 | 7 | 108 | 15.4 | 27 | 0 |
| | Loaird McCreary | 1976-78 | 7 | 88 | 12.6 | 30 | 3 |
| | Brian Manning | 1997 | 7 | 85 | 12.1 | 21 | 0 |
| | Bill Cronin | 1966 | 7 | 83 | 11.9 | 21 | 1 |
| | Michael Egnew | 2012-13 | 7 | 69 | 9.9 | 14 | 0 |
| | Willie Richardson | 1970 | 7 | 67 | 9.6 | 27 | 1 |
| | Dominique Jones | 2016 | 7 | 61 | 8.7 | 24 | 1 |
| 212. | Vince Heflin | 1982-85 | 6 | 98 | 16.3 | 46t | 1 |
| | Arian Foster | 2016 | 6 | 78 | 13.0 | 50 | 0 |
| | Jonas Gray | 2015 | 6 | 72 | 12.0 | 25 | 0 |
| | Armon Binns | 2012-13 | 6 | 67 | 11.2 | 21 | 0 |
| | Roberto Wallace | 2010-11 | 6 | 62 | 10.3 | 19 | 0 |
| | Brice Butler | 2018 | 6 | 60 | 10.0 | 23t | 1 |



ALL-TIME LEADERS

| RECEPTIONS | | | | | | |
|------------------------------|----------------|----------|-----------|-------------|-----------|----------|
| PLAYER | YEARS | NO. | YDS. | AVG. | LG | TD |
| Stan Winfrey | 1975-77 | 6 | 55 | 9.2 | 16 | 1 |
| David Lewis | 1987 | 6 | 53 | 8.8 | 22 | 1 |
| Hubert Ginn | 1970-75 | 6 | 47 | 7.8 | 23 | 0 |
| Cecil Collins | 1999 | 6 | 32 | 5.3 | 12 | 0 |
| Mark Konecny | 1987 | 6 | 26 | 4.3 | 10 | 0 |
| Andra Franklin | 1981-84 | 6 | 15 | 2.5 | 6 | 1 |
| 224. Robbie Chosen | 2023-24 | 5 | 131 | 26.2 | 68t | 1 |
| Dee Eskridge | 2024-25 | 5 | 61 | 12.2 | 30 | 0 |
| Damon Reilly | 1987 | 5 | 70 | 14.0 | 20 | 0 |
| A.J. Derby | 2017-18 | 5 | 68 | 13.6 | 19t | 1 |
| Ronnie Williams | 1993-95 | 5 | 54 | 10.8 | 17 | 0 |
| Jake Stoneburner | 2015 | 5 | 47 | 9.4 | 13 | 2 |
| 230. Mel Baker | 1974 | 4 | 121 | 30.3 | 46t | 2 |
| Elmer Bailey | 1980-81 | 4 | 105 | 26.3 | 39 | 0 |
| David Boston | 2004-05 | 4 | 80 | 20.0 | 54 | 0 |
| Jabar Gaffney | 2012 | 4 | 68 | 17.0 | 30 | 0 |
| Clive Walford | 2019 | 4 | 57 | 14.3 | 19 | 0 |
| Brett Carolan | 1996 | 4 | 48 | 12.0 | 21 | 1 |
| Jim Braxton | 1978 | 4 | 47 | 11.8 | 19 | 0 |
| Samkon Gado | 2007 | 4 | 47 | 11.8 | 35 | 0 |
| Duke Johnson | 2021 | 4 | 41 | 10.3 | 20 | 0 |
| Tom Boutwell | 1969 | 4 | 29 | 7.3 | 12 | 0 |
| DeAndre Washington | 2020 | 4 | 28 | 7.0 | 10 | 0 |
| Chase Claypool | 2023 | 4 | 26 | 6.5 | 15 | 0 |
| William Fuller V | 2021 | 4 | 26 | 6.5 | 10 | 0 |
| Nick Westbrook-Ikhine | 2025 | 4 | 26 | 6.5 | 11 | 0 |
| Garrett Limbrick | 1990 | 4 | 23 | 5.8 | 9 | 0 |
| Heath Evans | 2005 | 4 | 17 | 4.3 | 5 | 0 |
| Jamar Martin | 2004 | 4 | 15 | 3.8 | 7 | 0 |
| Charles Leigh | 1971-74 | 4 | 9 | 2.3 | 7 | 0 |
| 248. Robert Clark | 1992 | 3 | 59 | 19.7 | 45 | 0 |
| Gene Mingo | 1966-67 | 3 | 40 | 13.3 | 9 | 0 |
| Bill Darnall | 1968-69 | 3 | 38 | 12.7 | 13 | 0 |
| Orleans Darkwa | 2014 | 3 | 31 | 10.3 | 17 | 0 |
| Kory Sperry | 2009 | 3 | 31 | 10.3 | 13 | 1 |
| Brandon London | 2008 | 3 | 30 | 10.0 | 14 | 0 |
| Roosevelt Potts | 1997 | 3 | 27 | 9.0 | 13 | 0 |
| De'Veon Smith | 2017 | 3 | 27 | 9.0 | 13 | 0 |
| Ernest Wilford | 2008 | 3 | 25 | 8.3 | 15 | 0 |
| Darian Barnes | 2005-06 | 3 | 22 | 7.3 | 13 | 0 |
| Gator Hoskins | 2014 | 3 | 21 | 7.0 | 14 | 0 |
| Brandon Bolden | 2018 | 3 | 13 | 4.3 | 9 | 1 |
| Anthony Armstrong | 2012 | 3 | 12 | 4.0 | 7 | 0 |
| Leonard Henry | 2002-04 | 3 | 12 | 4.0 | 7 | 0 |
| Malcolm Brown | 2021 | 3 | 10 | 3.3 | 7 | 0 |
| Robert Wilson | 1994-96 | 3 | 8 | 2.7 | 3t | 1 |
| Ryan Tannehill | 2012-18 | 3 | 8 | 2.7 | 9 | 1 |
| Jaylen Wright | 2024 | 3 | 8 | 2.7 | 6 | 0 |
| 266. Kendall Newson | 2003-05 | 2 | 55 | 27.5 | 37 | 0 |
| Ron Sellers | 1973 | 2 | 54 | 27.0 | 42 | 0 |
| Mike Caterbone | 1987 | 2 | 46 | 23.0 | 30 | 0 |
| Mickey Shuler | 2010 | 2 | 44 | 22.0 | 28 | 0 |
| Desmond Clark | 2002 | 2 | 42 | 21.0 | 26 | 0 |
| Jim Mertens | 1969 | 2 | 26 | 13.0 | 15 | 0 |
| Jimmy Hines | 1969 | 2 | 23 | 11.5 | 22 | 0 |
| Rich Diana | 1982 | 2 | 21 | 10.5 | 13 | 0 |
| David Woodley | 1980-83 | 2 | 21 | 10.5 | 15t | 1 |
| Antonio Callaway | 2020 | 2 | 20 | 10.0 | 13 | 0 |
| Cleveland Gary | 1994 | 2 | 19 | 9.5 | 11 | 0 |
| Clyde Gates | 2011 | 2 | 19 | 9.5 | 11 | 0 |
| Kevin McKenzie | 1999 | 2 | 18 | 9.0 | 13 | 0 |
| Charles Henry | 1991 | 2 | 17 | 8.5 | 9 | 0 |
| Braylon Sanders | 2022 | 2 | 17 | 8.5 | 13 | 0 |
| Cethan Carter | 2021-22 | 2 | 16 | 8.0 | 8 | 0 |
| Brian Kinchen | 1988-90 | 2 | 15 | 7.5 | 12 | 0 |
| Deon Dyer | 2000-02 | 2 | 14 | 7.0 | 13 | 0 |
| Cliff Russell | 2005-06 | 2 | 14 | 7.0 | 9 | 0 |



ALL-TIME LEADERS

| RECEPTIONS | | | | | | |
|------------------------|----------------|----------|----------|------------|-----------|----------|
| PLAYER | YEARS | NO. | YDS. | AVG. | LG | TD |
| Willie Smith | 1987 | 2 | 13 | 6.5 | 8 | 1 |
| Grant DuBose | 2024 | 2 | 11 | 5.5 | 13 | 0 |
| Chandler Cox | 2019-20 | 2 | 9 | 4.5 | 6 | 0 |
| Ronald Scott | 1987 | 2 | 7 | 3.5 | 5 | 0 |
| Reagan Mauia | 2007 | 2 | 5 | 2.5 | 5 | 0 |
| Ollie Gordon II | 2025 | 2 | 4 | 2.0 | 5 | 0 |
| Casey Cramer | 2008 | 2 | 3 | 1.5 | 2t | 1 |
| Christian Wilkins | 2019-23 | 2 | 2 | 2.0 | 1t | 2 |
| Bob Torrey | 1979 | 2 | 3 | 1.5 | 8 | 0 |
| Barry Pryor | 1969-70 | 2 | -3 | -1.5 | 0 | 0 |
| Steve Slaton | 2011 | 2 | -3 | -1.5 | -1 | 0 |
| 296. Bo Rather | 1973, 1978 | 1 | 39 | 39.0 | 39 | 0 |
| Wes Matthews | 1966 | 1 | 20 | 20.0 | 20 | 0 |
| Tom Beier | 1967, 1969 | 1 | 19 | 19.0 | 19 | 0 |
| Legedu Naanee | 2012 | 1 | 19 | 19.0 | 19 | 0 |
| Robert Baker | 1999-02 | 1 | 17 | 17.0 | 17 | 0 |
| Damian Williams | 2014 | 1 | 14 | 14.0 | 14 | 0 |
| Kirk Merritt | 2021 | 1 | 13 | 13.0 | 13 | 0 |
| Mike Holmes | 1976 | 1 | 11 | 11.0 | 11 | 0 |
| Ricky Isom | 1987 | 1 | 11 | 11.0 | 11 | 0 |
| Keith Sims | 1990-97 | 1 | 9 | 9.0 | 9 | 0 |
| Dick Anderson | 1968-77 | 1 | 8 | 8.0 | 8 | 0 |
| Ronald Bellamy | 2004 | 1 | 8 | 8.0 | 8 | 0 |
| Nuu Faaola | 1989 | 1 | 8 | 8.0 | 8 | 0 |
| Vick King | 2004 | 1 | 8 | 8.0 | 8 | 0 |
| Jeron Mastrud | 2011-12 | 1 | 8 | 8.0 | 8 | 0 |
| Knowshon Moreno | 2014 | 1 | 8 | 8.0 | 8 | 0 |
| Hunter Long | 2021-22 | 1 | 8 | 8.0 | 8 | 0 |
| Phillip Lindsay | 2021 | 1 | 8 | 8.0 | 8 | 0 |
| Vern Den Herder | 1971-82 | 1 | 7 | 7.0 | 7t | 1 |
| Aaron Halterman | 2007 | 1 | 7 | 7.0 | 7 | 0 |
| Tommylee Lewis | 2021 | 1 | 7 | 7.0 | 7 | 0 |
| Kevin Curtis | 2010 | 1 | 6 | 6.0 | 6 | 0 |
| Lawrence Phillips | 1997 | 1 | 6 | 6.0 | 6 | 0 |
| Isaiah Pead | 2016 | 1 | 6 | 6.0 | 6 | 0 |
| George Farmer | 1987 | 1 | 5 | 5.0 | 5 | 0 |
| George Chesser | 1966-67 | 1 | 4 | 4.0 | 4 | 0 |
| Dewayne Dotson | 1994-95, 1997 | 1 | 4 | 4.0 | 4 | 0 |
| Doug Easlick | 2004 | 1 | 4 | 4.0 | 4 | 0 |
| Erik Ezukanma | 2022-24 | 1 | 3 | 3.0 | 3 | 0 |
| Senorise Perry | 2017-18 | 1 | 3 | 3.0 | 3 | 0 |
| Alex Holmes | 2005 | 1 | 2 | 2.0 | 2 | 0 |
| Frank Wainright | 1995-98 | 1 | 2 | 2.0 | 2t | 1 |
| Will Heller | 2005 | 1 | 1 | 1.0 | 1t | 1 |
| Ron Moore | 1998 | 1 | 1 | 1.0 | 1 | 0 |
| Jason Sanders | 2018-24 | 1 | 1 | 1.0 | 1t | 1 |
| Michael Deiter | 2019-22 | 1 | 0 | 0.0 | 0 | 0 |
| Ryan Fitzpatrick | 2019-20 | 1 | 0 | 0.0 | 0 | 0 |
| Damon Huard | 1997-00 | 1 | 0 | 0.0 | 0 | 0 |
| Jordan Howard | 2020 | 1 | -3 | -3.0 | -3 | 0 |
| Dan Marino | 1983-99 | 1 | -6 | -6.0 | -6 | 0 |
| 336. Lee Suggs | 2006 | 0 | 13 | – | 13 | 0 |
| Rex Hadnot | 2004-07 | 0 | -2 | – | -2 | 0 |
| Samson Satele | 2007-08, 2014 | 0 | -3 | – | -3 | 0 |

| RECEIVING YARDS | | | | | | | |
|-----------------|----------------------|----------------|------------|--------------|-------------|------------|-----------|
| | PLAYER | YEARS | NO. | YDS. | AVG. | LG | TD |
| 1. | Mark Duper | 1982-92 | 511 | 8,869 | 17.4 | 85t | 59 |
| 2. | Mark Clayton | 1983-92 | 550 | 8,643 | 15.7 | 78t | 81 |
| 3. | Nat Moore | 1974-86 | 510 | 7,546 | 14.8 | 79t | 74 |
| 4. | Chris Chambers | 2001-07 | 405 | 5,688 | 14.0 | 77t | 43 |
| 5. | O.J. McDuffie | 1993-01 | 415 | 5,074 | 12.2 | 61t | 29 |
| 6. | Tyreek Hill | 2022-25 | 340 | 4,733 | 13.5 | 80t | 27 |
| 7. | DeVante Parker | 2015-21 | 338 | 4,727 | 14.0 | 56t | 24 |
| 8. | Duriel Harris | 1976-83, 1985 | 269 | 4,534 | 16.9 | 64t | 18 |
| 9. | Jaylen Waddle | 2021-25 | 332 | 4,424 | 13.3 | 84t | 23 |
| 10. | Brian Hartline | 2009-14 | 298 | 4,243 | 14.2 | 80t | 12 |



ALL-TIME LEADERS

| RECEIVING YARDS | | | | | | |
|--------------------------|------------------------|------------|------------|------------|-----------|-----------|
| PLAYER | YEARS | NO. | YDS. | AVG. | LG | TD |
| 11. Jarvis Landry | 2014-17 | 400 | 4,038 | 10.1 | 71 | 22 |
| 12. Tony Nathan | 1979-87 | 383 | 3,592 | 9.4 | 73 | 16 |
| 13. Davone Bess | 2008-12 | 321 | 3,447 | 10.7 | 41 | 12 |
| 14. Paul Warfield | 1970-74 | 156 | 3,355 | 21.5 | 86t | 33 |
| 15. Oronde Gadsden | 1998-03 | 227 | 3,252 | 14.3 | 62 | 22 |
| 16. Irving Fryar | 1993-95 | 199 | 3,190 | 16.0 | 67t | 20 |
| 17. Tony Martin | 1989-93, 1999-00 | 202 | 3,152 | 15.6 | 80t | 14 |
| 18. Randy McMichael | 2002-06 | 283 | 3,096 | 10.9 | 46 | 18 |
| 19. Howard Twilley | 1966-76 | 212 | 3,064 | 14.5 | 44 | 23 |
| 20. Marty Booker | 2004-07 | 194 | 2,627 | 13.5 | 60t | 11 |
| 21. Mike Gesicki | 2018-22 | 231 | 2,617 | 11.3 | 70 | 18 |
| 22. Kenny Stills | 2015-18 | 164 | 2,566 | 15.6 | 75t | 24 |
| 23. Bruce Hardy | 1978-89 | 256 | 2,455 | 9.6 | 31 | 25 |
| 24. Brandon Marshall | 2010-11 | 167 | 2,228 | 13.3 | 65t | 9 |
| 25. Anthony Fasano | 2008-12, 2017 | 189 | 2,211 | 11.7 | 35t | 24 |
| 26. Jim Kiick | 1968-74 | 221 | 2,210 | 10.0 | 53t | 3 |
| 27. Jim Jensen | 1981-92 | 229 | 2,171 | 9.5 | 31 | 19 |
| 28. Keith Jackson | 1992-94 | 146 | 1,880 | 12.9 | 57t | 18 |
| 29. Charles Clay | 2011-14 | 161 | 1,809 | 11.2 | 67 | 14 |
| 30. Karl Noonan | 1966-71 | 136 | 1,798 | 13.2 | 51t | 17 |
| 31. Mike Wallace | 2013-14 | 140 | 1,792 | 12.8 | 57 | 15 |
| 32. Jimmy Cefalo | 1978-84 | 93 | 1,739 | 18.7 | 69t | 13 |
| 33. Ted Ginn, Jr. | 2007-09 | 128 | 1,664 | 13.0 | 64 | 5 |
| 34. Terry Kirby | 1993-95 | 155 | 1,646 | 10.6 | 47 | 6 |
| 35. Ferrell Edmunds | 1988-92 | 117 | 1,612 | 13.8 | 80t | 10 |
| 36. Fred Banks | 1987-93 | 99 | 1,555 | 15.7 | 61 | 8 |
| 37. Troy Drayton | 1996-99 | 127 | 1,511 | 11.9 | 51 | 8 |
| 38. James McKnight | 2001-03 | 107 | 1,497 | 14.0 | 80t | 7 |
| 39. Joe Rose | 1980-85 | 112 | 1,493 | 13.3 | 50 | 13 |
| 40. Ronnie Brown | 2005-10 | 184 | 1,491 | 8.1 | 43 | 2 |
| 41. Keith Byars | 1993-96 | 166 | 1,433 | 8.6 | 34 | 10 |
| 42. Ricky Williams | 2002-03, 2005, 2007-10 | 197 | 1,431 | 7.3 | 59 | 6 |
| 43. Jim Mandich | 1970-77 | 121 | 1,406 | 11.6 | 44 | 23 |
| 44. Rishard Matthews | 2012-15 | 107 | 1,396 | 13.0 | 53t | 8 |
| 45. Troy Stradford | 1987-90 | 159 | 1,373 | 8.6 | 36 | 2 |
| 46. Greg Camarillo | 2007-09 | 113 | 1,325 | 11.7 | 64t | 4 |
| 47. Bernie Parmalee | 1992-98 | 144 | 1,306 | 9.1 | 35 | 3 |
| 48. Durham Smythe | 2018-24 | 132 | 1,228 | 9.3 | 26 | 3 |
| 49. Mark Ingram | 1993-94 | 88 | 1,213 | 13.8 | 77t | 12 |
| 50. Lamar Thomas | 1996-00 | 81 | 1,171 | 14.5 | 56t | 8 |
| 51. Jack Clancy | 1967-69 | 88 | 1,157 | 13.1 | 50 | 3 |
| 52. Wes Welker | 2004-06 | 96 | 1,121 | 11.7 | 47 | 1 |
| 53. Tony Paige | 1990-92 | 140 | 1,115 | 8.0 | 30 | 6 |
| 54. Dan Johnson | 1983-87 | 94 | 1,012 | 10.8 | 61t | 16 |
| 55. Jakeem Grant Sr. | 2016-21 | 91 | 1,001 | 11.0 | 65t | 5 |
| 56. Freddie Solomon | 1975-77 | 61 | 973 | 16.0 | 58t | 5 |
| 57. De'Von Achane | 2023-25 | 130 | 962 | 7.4 | 39 | 12 |
| 58. Albert Wilson | 2018-19, 21 | 94 | 955 | 10.2 | 75t | 5 |
| 59. Lorenzo Hampton | 1985-89 | 123 | 954 | 7.8 | 39t | 6 |
| 60. James Pruitt | 1986-88, 1990-91 | 58 | 942 | 16.2 | 37 | 8 |
| 61. Kenyan Drake | 2016-19 | 116 | 936 | 8.1 | 52t | 6 |
| 62. Larry Seiple | 1967-77 | 73 | 934 | 12.8 | 41t | 7 |
| 63. Doug Moreau | 1966-69 | 73 | 926 | 12.7 | 43 | 6 |
| 64. Lamar Miller | 2012-15 | 117 | 887 | 7.6 | 54t | 3 |
| 65. Jonnu Smith | 2024 | 88 | 884 | 10.0 | 57t | 8 |
| 66. Marlin Briscoe | 1972-74 | 57 | 858 | 15.1 | 53 | 7 |
| 67. Rob Konrad | 1999-04 | 111 | 854 | 7.7 | 25 | 6 |
| 68. Ron Davenport | 1985-89 | 93 | 801 | 8.6 | 29 | 4 |
| 69. Stanley Pritchett | 1996-99 | 98 | 798 | 8.1 | 74t | 6 |
| 70. Preston Williams | 2019-21 | 56 | 787 | 14.1 | 47 | 7 |
| 71. Andre Tillman | 1975-78 | 66 | 757 | 11.5 | 37t | 6 |
| 72. David Martin | 2007-08 | 65 | 753 | 11.6 | 61t | 5 |
| 73. Norm Bulaich | 1975-79 | 109 | 752 | 6.9 | 59t | 6 |
| 74. Damien Williams | 2014-17 | 85 | 733 | 8.6 | 58 | 6 |
| 75. Fred Barnett | 1996-97 | 53 | 728 | 13.7 | 66 | 4 |
| 76. Derrius Thompson | 2003-04 | 49 | 718 | 14.7 | 36 | 4 |
| 77. Myles Gaskin | 2019-22 | 101 | 701 | 6.9 | 59t | 6 |



ALL-TIME LEADERS

| RECEIVING YARDS | | | | | | | |
|-----------------|--------------------|---------------|-----|------|------|-----|----|
| | PLAYER | YEARS | NO. | YDS. | AVG. | LG | TD |
| 78. | Dion Sims | 2013-16 | 74 | 699 | 9.4 | 38 | 8 |
| 79. | Larry Csonka | 1968-74, 1979 | 91 | 688 | 7.6 | 65 | 4 |
| 80. | Isaiah Ford | 2018-21 | 63 | 681 | 10.8 | 52 | 2 |
| 81. | Randal Hill | 1991, 1995-96 | 33 | 669 | 20.3 | 61 | 4 |
| 82. | Derek Hagan | 2006-08 | 53 | 645 | 12.2 | 24 | 3 |
| 83. | Charles Jordan | 1996-98 | 36 | 640 | 17.8 | 44t | 3 |
| 84. | Brandon Gibson | 2013-14 | 59 | 621 | 10.5 | 46 | 4 |
| 85. | Gary Davis | 1976-79 | 74 | 592 | 8.0 | 34 | 1 |
| 86. | Reggie Bush | 2011-12 | 78 | 588 | 7.5 | 34 | 3 |
| 87. | Danny Amendola | 2018 | 59 | 575 | 9.7 | 39 | 1 |
| 88. | Delvin Williams | 1978-80 | 70 | 574 | 8.2 | 42 | 1 |
| 89. | Jerris McPhail | 1996-97 | 54 | 544 | 10.1 | 52 | 1 |
| 90. | Raheem Mostert | 2015, 2022-24 | 75 | 538 | 7.2 | 25 | 5 |
| 91. | Stan Mitchell | 1966-70 | 42 | 533 | 12.7 | 48 | 5 |
| 92. | Karim Abdul-Jabbar | 1996-99 | 77 | 527 | 6.8 | 36t | 1 |
| 93. | Gary Clark | 1995 | 37 | 525 | 14.2 | 42t | 2 |
| 94. | Marv Fleming | 1970-74 | 48 | 523 | 10.9 | 36 | 4 |
| 95. | Bo Roberson | 1966 | 26 | 519 | 20.0 | 80t | 2 |
| 96. | Bobby Humphrey | 1992 | 54 | 507 | 9.4 | 26 | 1 |
| 97. | Eric Green | 1995 | 43 | 499 | 11.6 | 31t | 3 |
| 98. | Mercury Morris | 1969-75 | 46 | 491 | 10.7 | 50 | 1 |
| 99. | Joe Auer | 1966-67 | 40 | 481 | 12.0 | 68t | 6 |
| 100. | Jed Weaver | 2000-02 | 34 | 469 | 13.8 | 41 | 5 |
| 101. | Andre Brown | 1989-90 | 27 | 459 | 17.0 | 48t | 5 |
| 102. | Jordan Cameron | 2015-16 | 43 | 446 | 10.4 | 29 | 4 |
| | Leslie Shepherd | 2000 | 35 | 446 | 12.7 | 46t | 4 |
| 104. | Tom Vigorito | 1981-85 | 59 | 439 | 7.4 | 31t | 2 |
| | Frank Jackson | 1966-67 | 25 | 439 | 17.6 | 48 | 3 |
| 106. | Lamar Smith | 2000-01 | 61 | 435 | 7.1 | 65t | 4 |
| 107. | Cedrick Wilson Jr. | 2022-23 | 34 | 432 | 12.7 | 31t | 3 |
| 108. | Trent Sherfield | 2022 | 30 | 417 | 13.9 | 75t | 2 |
| 109. | Allen Hurns | 2019 | 32 | 416 | 13.0 | 27 | 2 |
| 110. | Daniel Thomas | 2011-14 | 55 | 412 | 7.5 | 32 | 3 |
| 111. | Patrick Cobbs | 2006-10 | 32 | 409 | 12.8 | 80t | 4 |
| 112. | Mack Hollins | 2019-21 | 30 | 399 | 13.3 | 65t | 5 |
| 113. | Julius Thomas | 2017 | 41 | 388 | 9.5 | 27 | 3 |
| 114. | Dedric Ward | 2001-02 | 40 | 381 | 9.5 | 22 | 0 |
| 115. | Greg Baty | 1990-94 | 30 | 377 | 12.6 | 32 | 4 |
| 116. | Scott Schwedes | 1987-90 | 19 | 370 | 19.5 | 65t | 2 |
| 117. | Travis Minor | 2001-06 | 50 | 353 | 7.1 | 29 | 1 |
| 118. | Justin Peelle | 2006-07 | 45 | 344 | 7.6 | 35 | 3 |
| | Otto Stowe | 1971-72 | 18 | 344 | 19.1 | 49 | 3 |
| 120. | Sammy Morris | 2004-06 | 51 | 340 | 6.7 | 44 | 0 |
| 121. | Alec Ingold | 2022-25 | 42 | 334 | 8.0 | 25 | 1 |
| 122. | Gene Milton | 1968-69 | 21 | 322 | 15.3 | 49 | 1 |
| | Dave Kocourek | 1966 | 27 | 320 | 11.9 | 43 | 2 |
| 124. | Bryan Gilmore | 2004-05 | 20 | 311 | 15.6 | 44t | 2 |
| 125. | Sammie Smith | 1989-91 | 32 | 310 | 9.7 | 53t | 1 |
| 126. | Brett Perriman | 1997 | 19 | 309 | 16.3 | 26 | 1 |
| 127. | Jay Ajayi | 2015-17 | 48 | 308 | 6.4 | 20 | 0 |
| | Ed Perry | 1997-04 | 39 | 308 | 7.9 | 46 | 2 |
| 129. | Aaron Craver | 1991-94 | 32 | 304 | 9.5 | 28 | 0 |
| 130. | Marlon Moore | 2010-13 | 18 | 300 | 16.7 | 57t | 2 |
| 131. | Woody Bennett | 1980-89 | 39 | 295 | 7.6 | 27 | 3 |
| 132. | Mark Higgs | 1990-94 | 37 | 294 | 7.9 | 21 | 0 |
| 133. | Mike Williams | 1992-95 | 21 | 292 | 13.9 | 29 | 0 |
| 134. | Patrick Laird | 2019-21 | 36 | 289 | 8.0 | 21 | 0 |
| | River Cracraft | 2022-24 | 25 | 289 | 11.6 | 24 | 3 |
| 136. | Salvon Ahmed | 2020-23 | 40 | 274 | 6.9 | 20 | 1 |
| | Scott Miller | 1991-96 | 21 | 274 | 13.0 | 27 | 1 |
| 138. | Malik Washington | 2024-25 | 38 | 270 | 7.1 | 20 | 0 |
| 139. | Adam Shaheen | 2020-21 | 24 | 260 | 10.8 | 43 | 3 |
| 140. | Leroy Harris | 1977-78 | 32 | 240 | 7.5 | 57 | 0 |
| 141. | Braxton Berrios | 2023-24 | 27 | 238 | 8.8 | 22 | 1 |
| 142. | Lorenzo Booker | 2007 | 28 | 237 | 8.5 | 22 | 0 |
| | Yatil Green | 1997-99 | 18 | 234 | 13.0 | 27 | 0 |
| 144. | Benny Malone | 1974-78 | 17 | 234 | 13.8 | 43 | 0 |



ALL-TIME LEADERS

| RECEIVING YARDS | | | | | | | |
|-----------------|-------------------|------------------|-----|------|------|-----|----|
| | PLAYER | YEARS | NO. | YDS. | AVG. | LG | TD |
| 145. | Nick Giaquinto | 1980-81 | 31 | 230 | 7.4 | 25 | 2 |
| 146. | Don Nottingham | 1973-77 | 25 | 213 | 8.5 | 29 | 0 |
| 147. | Jack Harper | 1967-68 | 11 | 212 | 19.3 | 40 | 3 |
| 148. | Lynn Bowden Jr. | 2020 | 28 | 211 | 7.5 | 22 | 0 |
| 149. | Donald Lee | 2003-04 | 20 | 220 | 11.0 | 25 | 2 |
| 150. | Lex Hilliard | 2009-11 | 26 | 210 | 8.1 | 18 | 2 |
| 151. | Greg Jennings | 2015 | 19 | 208 | 10.9 | 31 | 1 |
| 152. | Jeff Wilson Jr. | 2022-25 | 29 | 198 | 6.8 | 14 | 1 |
| 153. | Julian Hill | 2023-25 | 24 | 193 | 8.0 | 19 | 0 |
| 154. | James Saxon | 1992-94 | 32 | 192 | 6.0 | 25 | 0 |
| | Leonte Carroo | 2016-18 | 12 | 192 | 16.0 | 74t | 2 |
| 156. | Irving Spikes | 1994-97 | 24 | 185 | 7.7 | 24 | 2 |
| 157. | Joey Haynos | 2008-09 | 21 | 184 | 8.8 | 21 | 3 |
| | MarQueis Gray | 2016-17 | 15 | 184 | 12.3 | 53 | 0 |
| 159. | J.J. Johnson | 1999-01 | 29 | 182 | 6.3 | 17 | 0 |
| 160. | Ronnie Lee | 1979-82, 1984-89 | 25 | 167 | 6.7 | 41 | 3 |
| 161. | Jesse Chatman | 2005, 2007 | 27 | 161 | 6.0 | 22 | 0 |
| 162. | John Roderick | 1966-67 | 11 | 156 | 14.2 | 64 | 1 |
| 163. | Jim Cox | 1968 | 11 | 147 | 13.4 | 30 | 0 |
| 164. | Nate Jacquet | 1998-99 | 9 | 140 | 15.6 | 29 | 0 |
| 165. | Lousaka Polite | 2008-10 | 29 | 136 | 4.7 | 14 | 0 |
| 166. | Autry Denson | 1999-00 | 18 | 133 | 7.4 | 28 | 0 |
| 167. | Bert Emanuel | 2000 | 7 | 132 | 18.9 | 53t | 1 |
| 168. | Robbie Chosen | 2023-24 | 5 | 131 | 26.2 | 68t | 1 |
| 169. | Preston Carpenter | 1966 | 10 | 127 | 12.7 | 42 | 0 |
| 170. | Robert Edwards | 2002 | 18 | 126 | 7.0 | 14 | 1 |
| 171. | Frank Gore | 2018 | 12 | 124 | 10.3 | 24 | 1 |
| 172. | Tom Brown | 1987-89 | 14 | 123 | 8.8 | 23 | 0 |
| | Nick O'Leary | 2018-19 | 12 | 123 | 10.3 | 19 | 1 |
| 174. | Mel Baker | 1974 | 4 | 121 | 30.3 | 46t | 2 |
| 175. | Kalen Ballage | 2018-19 | 23 | 119 | 5.2 | 31 | 0 |
| 176. | Hunter Goodwin | 1999-01 | 18 | 118 | 6.6 | 14 | 1 |
| 177. | Thurman Thomas | 2000 | 16 | 117 | 7.3 | 15 | 1 |
| | John Tagliaferri | 1987 | 12 | 117 | 9.8 | 27 | 0 |
| 179. | Billy Joe | 1966 | 13 | 116 | 8.9 | 67 | 1 |
| 180. | Marcus Thigpen | 2012-13 | 9 | 112 | 12.4 | 50 | 1 |
| 181. | Cookie Gilchrist | 1966 | 13 | 110 | 8.5 | 22 | 1 |
| 182. | Eddie Chavis | 1987 | 7 | 108 | 15.4 | 27 | 0 |
| 183. | Eddie Hill | 1981-84 | 18 | 106 | 5.9 | 16 | 1 |
| 184. | Elmer Bailey | 1980-81 | 4 | 105 | 26.3 | 39 | 0 |
| | Darren Waller | 2025 | 8 | 105 | 13.1 | 34 | 3 |
| 186. | Abner Haynes | 1967 | 16 | 100 | 6.3 | 22 | 0 |
| 187. | Vince Heflin | 1982-85 | 6 | 98 | 16.3 | 46t | 1 |
| 188. | Jeff Ogden | 2000-01 | 8 | 97 | 12.1 | 18 | 1 |
| | Chase Edmonds | 2022 | 10 | 96 | 9.6 | 15 | 1 |
| 190. | Matt Breida | 2020 | 9 | 96 | 10.7 | 31 | 0 |
| | Leland Douglas | 1987 | 9 | 92 | 10.2 | 17 | 1 |
| 192. | Malcolm Perry | 2020 | 9 | 92 | 10.2 | 25t | 1 |
| 193. | Mark Walton | 2019 | 15 | 89 | 5.9 | 18 | 0 |
| | Marc Logan | 1989-91 | 12 | 88 | 7.3 | 12 | 0 |
| | Loaird McCreary | 1976-78 | 7 | 88 | 12.6 | 30 | 3 |
| 196. | Brian Manning | 1997 | 7 | 85 | 12.1 | 21 | 0 |
| 197. | Bill Cronin | 1966 | 7 | 83 | 11.9 | 21 | 1 |
| 198. | David Boston | 2004-05 | 4 | 80 | 20.0 | 54 | 0 |
| 199. | Jovorskie Lane | 2012 | 11 | 79 | 7.2 | 24 | 1 |
| 200. | Arian Foster | 2016 | 6 | 78 | 13.0 | 50 | 0 |
| 201. | Lamar Gordon | 2004 | 13 | 74 | 5.7 | 25 | 0 |
| 202. | Jonas Gray | 2015 | 6 | 72 | 12.0 | 25 | 0 |
| | Steve Howell | 1979-81 | 10 | 70 | 7.0 | 13 | 0 |
| | Sam Price | 1966-68 | 10 | 70 | 7.0 | 27 | 1 |
| 205. | Damon Reilly | 1987 | 5 | 70 | 14.0 | 20 | 0 |
| 206. | Michael Egnew | 2012-13 | 7 | 69 | 9.9 | 14 | 0 |
| | A.J. Derby | 2017-18 | 5 | 68 | 13.6 | 19t | 1 |
| 208. | Jabar Gaffney | 2012 | 4 | 68 | 17.0 | 30 | 0 |
| | John Avery | 1998-99 | 10 | 67 | 6.7 | 19t | 1 |
| | Willie Richardson | 1970 | 7 | 67 | 9.6 | 27 | 1 |
| 211. | Armon Binns | 2012-13 | 6 | 67 | 11.2 | 21 | 0 |



ALL-TIME LEADERS

| RECEIVING YARDS | | | | | | |
|------------------------------|----------------|----------|-----------|-------------|-----------|----------|
| PLAYER | YEARS | NO. | YDS. | AVG. | LG | TD |
| Joe Carter | 1984-86 | 11 | 66 | 6.0 | 15 | 0 |
| 213. Cris Carter | 2002 | 8 | 66 | 8.3 | 15 | 1 |
| 214. Tanner Conner | 2022-25 | 8 | 65 | 8.1 | 15 | 0 |
| 215. Lawrence Sampleton | 1987 | 8 | 64 | 8.0 | 19 | 0 |
| 216. Roberto Wallace | 2010-11 | 6 | 62 | 10.3 | 19 | 0 |
| 217. Dominique Jones | 2016 | 7 | 61 | 8.7 | 24 | 1 |
| Dee Eskridge | 2024-25 | 5 | 61 | 12.2 | 30 | 0 |
| Terry Robiskie | 1980-81 | 13 | 60 | 4.6 | 15 | 0 |
| 220. Brice Butler | 2018 | 6 | 60 | 10.0 | 23t | 1 |
| 221. Robert Clark | 1992 | 3 | 59 | 19.7 | 45 | 0 |
| 222. Clive Walford | 2019 | 4 | 57 | 14.3 | 19 | 0 |
| 223. Odell Beckham Jr. | 2024 | 9 | 55 | 6.1 | 11 | 0 |
| David Overstreet | 1983 | 8 | 55 | 6.9 | 20 | 2 |
| Stan Winfrey | 1975-77 | 6 | 55 | 9.2 | 16 | 1 |
| 226. Kendall Newson | 2003-05 | 2 | 55 | 27.5 | 37 | 0 |
| Lorenzo Diamond | 2005 | 8 | 54 | 6.8 | 18 | 0 |
| Ronnie Williams | 1993-95 | 5 | 54 | 10.8 | 17 | 0 |
| 229. Ron Sellers | 1973 | 2 | 54 | 27.0 | 42 | 0 |
| 230. Obafemi Ayanbadejo | 2003 | 12 | 53 | 4.4 | 12 | 0 |
| David Lewis | 1987 | 6 | 53 | 8.8 | 22 | 1 |
| 232. Brett Carolan | 1996 | 4 | 48 | 12.0 | 21 | 1 |
| Hubert Ginn | 1970-75 | 6 | 47 | 7.8 | 23 | 0 |
| Jake Stoneburner | 2015 | 5 | 47 | 9.4 | 13 | 2 |
| Jim Braxton | 1978 | 4 | 47 | 11.8 | 19 | 0 |
| Samkon Gado | 2007 | 4 | 47 | 11.8 | 35 | 0 |
| 237. Mike Caterbone | 1987 | 2 | 46 | 23.0 | 30 | 0 |
| 238. Rick Casares | 1966 | 8 | 45 | 5.6 | 20 | 1 |
| 239. Mickey Shuler | 2010 | 2 | 44 | 22.0 | 28 | 0 |
| 240. Desmond Clark | 2002 | 2 | 42 | 21.0 | 26 | 0 |
| 241. Duke Johnson | 2021 | 4 | 41 | 10.3 | 20 | 0 |
| 242. Gene Mingo | 1966-67 | 3 | 40 | 13.3 | 9 | 0 |
| 243. Bo Rather | 1973, 1978 | 1 | 39 | 39.0 | 39 | 0 |
| 244. Bill Darnall | 1968-69 | 3 | 38 | 12.7 | 13 | 0 |
| 245. Cecil Collins | 1999 | 6 | 32 | 5.3 | 12 | 0 |
| 246. Orleans Darkwa | 2014 | 3 | 31 | 10.3 | 17 | 0 |
| Kory Sperry | 2009 | 3 | 31 | 10.3 | 13 | 1 |
| 248. Brandon London | 2008 | 3 | 30 | 10.0 | 14 | 0 |
| 249. Tom Boutwell | 1969 | 4 | 29 | 7.3 | 12 | 0 |
| 250. DeAndre Washington | 2020 | 4 | 28 | 7.0 | 10 | 0 |
| 251. Roosevelt Potts | 1997 | 3 | 27 | 9.0 | 13 | 0 |
| De'Veon Smith | 2017 | 3 | 27 | 9.0 | 13 | 0 |
| 253. Mark Konecny | 1987 | 6 | 26 | 4.3 | 10 | 0 |
| Chase Claypool | 2023 | 4 | 26 | 6.5 | 15 | 0 |
| William Fuller V | 2021 | 4 | 26 | 6.5 | 10 | 0 |
| Jim Mertens | 1969 | 2 | 26 | 13.0 | 15 | 0 |
| Nick Westbrook-Ikhine | 2025 | 4 | 26 | 6.5 | 11 | 0 |
| 258. Ernest Wilford | 2008 | 3 | 25 | 8.3 | 15 | 0 |
| 259. Garrett Limbrick | 1990 | 4 | 23 | 5.8 | 9 | 0 |
| Jimmy Hines | 1969 | 2 | 23 | 11.5 | 22 | 0 |
| 261. Darian Barnes | 2005-06 | 3 | 22 | 7.3 | 13 | 0 |
| 262. Gator Hoskins | 2014 | 3 | 21 | 7.0 | 14 | 0 |
| Rich Diana | 1982 | 2 | 21 | 10.5 | 13 | 0 |
| David Woodley | 1980-83 | 2 | 21 | 10.5 | 15t | 1 |
| 265. Antonio Callaway | 2020 | 2 | 20 | 10.0 | 13 | 0 |
| Wes Matthews | 1966 | 1 | 20 | 20.0 | 20 | 0 |
| 267. Cleveland Gary | 1994 | 2 | 19 | 9.5 | 11 | 0 |
| Clyde Gates | 2011 | 2 | 19 | 9.5 | 11 | 0 |
| Tom Beier | 1967, 1969 | 1 | 19 | 19.0 | 19 | 0 |
| Legedu Naanee | 2012 | 1 | 19 | 19.0 | 19 | 0 |
| 271. Kevin McKenzie | 1999 | 2 | 18 | 9.0 | 13 | 0 |
| 272. Heath Evans | 2005 | 4 | 17 | 4.3 | 5 | 0 |
| Charles Henry | 1991 | 2 | 17 | 8.5 | 9 | 0 |
| Braylon Sanders | 2022 | 2 | 17 | 8.5 | 13 | 0 |
| Robert Baker | 1999-02 | 1 | 17 | 17.0 | 17 | 0 |
| 276. Cethan Carter | 2021-22 | 2 | 16 | 8.0 | 8 | 0 |
| 277. Andra Franklin | 1981-84 | 6 | 15 | 2.5 | 6 | 1 |
| Jamar Martin | 2004 | 4 | 15 | 3.8 | 7 | 0 |



ALL-TIME LEADERS

RECEIVING YARDS

| | PLAYER | YEARS | NO. | YDS. | AVG. | LG | TD |
|------|------------------------|----------------|----------|----------|------------|-----------|----------|
| | Brian Kinchen | 1988-90 | 2 | 15 | 7.5 | 12 | 0 |
| 280. | Deon Dyer | 2000-02 | 2 | 14 | 7.0 | 13 | 0 |
| | Cliff Russell | 2005-06 | 2 | 14 | 7.0 | 9 | 0 |
| | Damian Williams | 2014 | 1 | 14 | 14.0 | 14 | 0 |
| 283. | Brandon Bolden | 2018 | 3 | 13 | 4.3 | 9 | 1 |
| | Willie Smith | 1987 | 2 | 13 | 6.5 | 8 | 1 |
| | Kirk Merritt | 2021 | 1 | 13 | 13.0 | 13 | 0 |
| | Lee Suggs | 2006 | 0 | 13 | – | 13 | 0 |
| 287. | Anthony Armstrong | 2012 | 3 | 12 | 4.0 | 7 | 0 |
| | Leonard Henry | 2002-04 | 3 | 12 | 4.0 | 7 | 0 |
| 290. | Grant DuBose | 2024 | 2 | 11 | 5.5 | 13 | 0 |
| | Mike Holmes | 1976 | 1 | 11 | 11.0 | 11 | 0 |
| | Ricky Isom | 1987 | 1 | 11 | 11.0 | 11 | 0 |
| 293. | Malcolm Brown | 2021 | 3 | 10 | 3.3 | 7 | 0 |
| 294. | Charles Leigh | 1971-74 | 4 | 9 | 2.3 | 7 | 0 |
| | Chandler Cox | 2019-20 | 2 | 9 | 4.5 | 6 | 0 |
| | Keith Sims | 1990-97 | 1 | 9 | 9.0 | 9 | 0 |
| 297. | Robert Wilson | 1994-96 | 3 | 8 | 2.7 | 3t | 1 |
| | Ryan Tannehill | 2012-18 | 3 | 8 | 2.7 | 9 | 1 |
| | Jaylen Wright | 2024 | 3 | 8 | 2.7 | 6 | 0 |
| | Dick Anderson | 1968-77 | 1 | 8 | 8.0 | 8 | 0 |
| | Ronald Bellamy | 2004 | 1 | 8 | 8.0 | 8 | 0 |
| | Nuu Faaola | 1989 | 1 | 8 | 8.0 | 8 | 0 |
| | Vick King | 2004 | 1 | 8 | 8.0 | 8 | 0 |
| | Jeron Mastrud | 2011-12 | 1 | 8 | 8.0 | 8 | 0 |
| | Knowshon Moreno | 2014 | 1 | 8 | 8.0 | 8 | 0 |
| | Hunter Long | 2021-22 | 1 | 8 | 8.0 | 8 | 0 |
| | Phillip Lindsay | 2021 | 1 | 8 | 8.0 | 8 | 0 |
| 308. | Ronald Scott | 1987 | 2 | 7 | 3.5 | 5 | 0 |
| | Vern Den Herder | 1971-82 | 1 | 7 | 7.0 | 7t | 1 |
| | Aaron Halterman | 2007 | 1 | 7 | 7.0 | 7 | 0 |
| | Tommylee Lewis | 2021 | 1 | 7 | 7.0 | 7 | 0 |
| 312. | Kevin Curtis | 2010 | 1 | 6 | 6.0 | 6 | 0 |
| | Lawrence Phillips | 1997 | 1 | 6 | 6.0 | 6 | 0 |
| | Isaiah Pead | 2016 | 1 | 6 | 6.0 | 6 | 0 |
| 315. | Reagan Mauia | 2007 | 2 | 5 | 2.5 | 5 | 0 |
| | George Farmer | 1987 | 1 | 5 | 5.0 | 5 | 0 |
| 317. | George Chesser | 1966-67 | 1 | 4 | 4.0 | 4 | 0 |
| | Dewayne Dotson | 1994-95, 1997 | 1 | 4 | 4.0 | 4 | 0 |
| | Doug Easlick | 2004 | 1 | 4 | 4.0 | 4 | 0 |
| | Ollie Gordon II | 2025 | 2 | 4 | 2.0 | 5 | 0 |
| 320. | Casey Cramer | 2008 | 2 | 3 | 1.5 | 2t | 1 |
| | Bob Torrey | 1979 | 2 | 3 | 1.5 | 8 | 0 |
| | Erik Ezukanma | 2022-24 | 1 | 3 | 3.0 | 3 | 0 |
| | Senorise Perry | 2017-18 | 1 | 3 | 3.0 | 3 | 0 |
| 324. | Christian Wilkins | 2019-23 | 2 | 2 | 2.0 | 1t | 2 |
| | Alex Holmes | 2005 | 1 | 2 | 2.0 | 2 | 0 |
| | Frank Wainright | 1995-98 | 1 | 2 | 2.0 | 2t | 1 |
| 327. | Will Heller | 2005 | 1 | 1 | 1.0 | 1t | 1 |
| | Ron Moore | 1998 | 1 | 1 | 1.0 | 1 | 0 |
| | Jason Sanders | 2018-24 | 1 | 1 | 1.0 | 1t | 1 |
| 330. | Michael Deiter | 2019-22 | 1 | 0 | 0.0 | 0 | 0 |
| | Ryan Fitzpatrick | 2019-20 | 1 | 0 | 0.0 | 0 | 0 |
| | Damon Huard | 1997-00 | 1 | 0 | 0.0 | 0 | 0 |
| 333. | Rex Hadnot | 2004-07 | 0 | -2 | – | -2 | 0 |
| 334. | Barry Pryor | 1969-70 | 2 | -3 | -1.5 | 0 | 0 |
| | Steve Slaton | 2011 | 2 | -3 | -1.5 | -1 | 0 |
| | Jordan Howard | 2020 | 1 | -3 | -3.0 | -3 | 0 |
| | Samson Satele | 2007-08, 2014 | 0 | -3 | – | -3 | 0 |
| 338. | Dan Marino | 1983-99 | 1 | -6 | -6.0 | -6 | 0 |

SCORING

| | PLAYER | YEARS | TD | TDR | TDP | TDRT | FG | PAT | PTS. |
|----|----------------------|----------------|----------|----------|----------|----------|------------|------------|------------|
| 1. | Olindo Mare | 1997-06 | 0 | 0 | 0 | 0 | 245 | 313 | 1048 |
| 2. | Garo Yepremian | 1970-78 | 0 | 0 | 0 | 0 | 165 | 335 | 830 |
| 3. | Jason Sanders | 2018-24 | 1 | 0 | 1 | 0 | 187 | 259 | 826 |



ALL-TIME LEADERS

| SCORING | | | | | | | | | |
|---------|----------------------|------------------------|-----------|-----------|-----------|----------|----------|----------|--------------|
| | PLAYER | YEARS | TD | TDR | TDP | TDRT | FG | PAT | PTS. |
| 4. | Pete Stoyanovich | 1989-95 | 0 | 0 | 0 | 0 | 176 | 246 | 774 |
| 5. | Uwe von Schamann | 1979-84 | 0 | 0 | 0 | 0 | 101 | 237 | 540 |
| 6. | Dan Carpenter | 2008-12 | 0 | 0 | 0 | 0 | 127 | 154 | 535 |
| 7. | Mark Clayton | 1983-92 | 82 | 0 | 81 | 1 | 0 | 0 | 492 |
| 8. | Nat Moore | 1974-86 | 75 | 1 | 74 | 0 | 0 | 0 | 450 |
| 9. | Mark Duper | 1982-92 | 59 | 0 | 59 | 0 | 0 | 0 | 354 |
| 10. | Larry Csonka | 1968-74, 1979 | 57 | 53 | 4 | 0 | 0 | 0 | 342 |
| 11. | Ricky Williams | 2002-03, 2005, 2007-10 | 54 | 48 | 6 | 0 | 0 | 0 | 326# |
| 12. | Fuad Reveiz | 1985-88 | 0 | 0 | 0 | 0 | 53 | 161 | 320 |
| 13. | Chris Chambers | 2001-07 | 43 | 0 | 43 | 0 | 0 | 0 | 260# |
| 14. | Caleb Sturgis | 2013-14 | 0 | 0 | 0 | 0 | 55 | 74 | 239 |
| 15. | Ronnie Brown | 2005-10 | 38 | 36 | 2 | 0 | 0 | 0 | 230# |
| 16. | Karim Abdul-Jabbar | 1996-99 | 34 | 33 | 1 | 0 | 0 | 0 | 204 |
| 17. | Mercury Morris | 1969-75 | 33 | 29 | 1 | 3 | 0 | 0 | 198 |
| | Tony Nathan | 1979-87 | 33 | 16 | 16 | 1 | 0 | 0 | 198 |
| | Paul Warfield | 1970-74 | 33 | 0 | 33 | 0 | 0 | 0 | 198 |
| 20. | O.J. McDuffie | 1993-01 | 32 | 0 | 29 | 3 | 0 | 0 | 194# |
| 21. | Jim Kiick | 1968-74 | 31 | 28 | 3 | 0 | 0 | 0 | 186 |
| 22. | Lorenzo Hampton | 1985-89 | 28 | 22 | 6 | 0 | 0 | 0 | 168 |
| | Tyreek Hill | 2022-25 | 28 | 1 | 27 | 1 | 0 | 0 | 168 |
| | Raheem Mostert | 2015, 2022-24 | 28 | 23 | 5 | 0 | 0 | 0 | 168 |
| 25. | De'Von Achane | 2023-25 | 26 | 15 | 12 | 0 | 0 | 0 | 162 |
| 26. | Andrew Franks | 2015-16 | 0 | 0 | 0 | 0 | 29 | 74 | 161 |
| 27. | Bruce Hardy | 1978-89 | 25 | 0 | 25 | 0 | 0 | 0 | 150 |
| | Don Nottingham | 1973-77 | 25 | 25 | 0 | 0 | 0 | 0 | 150 |
| 29. | Jarvis Landry | 2014-17 | 24 | 1 | 22 | 1 | 0 | 0 | 148## |
| | Anthony Fasano | 2008-12, 2017 | 24 | 0 | 24 | 0 | 0 | 0 | 146# |
| | Kenny Stills | 2015-18 | 24 | 0 | 24 | 0 | 0 | 0 | 146# |
| | DeVante Parker | 2015-21 | 24 | 0 | 24 | 0 | 0 | 0 | 144 |
| | Lamar Smith | 2000-01 | 24 | 20 | 4 | 0 | 0 | 0 | 144 |
| | Jaylen Waddle | 2021-25 | 23 | 1 | 23 | 0 | 0 | 0 | 144## |
| 35. | Norm Bulaich | 1975-79 | 23 | 17 | 6 | 0 | 0 | 0 | 138 |
| | Andra Franklin | 1981-84 | 23 | 22 | 1 | 0 | 0 | 0 | 138 |
| | Jim Mandich | 1970-77 | 23 | 0 | 23 | 0 | 0 | 0 | 138 |
| | Howard Twilley | 1966-76 | 23 | 0 | 23 | 0 | 0 | 0 | 138 |
| 39. | Oronde Gadsden | 1998-03 | 22 | 0 | 22 | 0 | 0 | 0 | 132 |
| | Lamar Miller | 2012-15 | 22 | 19 | 3 | 0 | 0 | 0 | 132 |
| 41. | Irving Fryar | 1993-95 | 20 | 0 | 20 | 0 | 0 | 0 | 124## |
| 42. | Randy McMichael | 2002-06 | 19 | 0 | 18 | 1 | 0 | 0 | 116# |
| | Jim Jensen | 1981-92 | 19 | 0 | 19 | 0 | 0 | 0 | 114 |
| 44. | Mike Gesicki | 2018-22 | 18 | 0 | 18 | 0 | 0 | 0 | 110# |
| | Keith Jackson | 1992-94 | 18 | 0 | 18 | 0 | 0 | 0 | 110# |
| | Bernie Parmalee | 1992-98 | 18 | 15 | 3 | 0 | 0 | 0 | 110# |
| | Duriel Harris | 1976-83, 1985 | 18 | 0 | 18 | 0 | 0 | 0 | 108 |
| 48. | Ron Davenport | 1985-89 | 17 | 13 | 4 | 0 | 0 | 0 | 102 |
| | Karl Noonan | 1966-71 | 17 | 0 | 17 | 0 | 0 | 0 | 102 |
| 50. | Kenyan Drake | 2016-19 | 16 | 9 | 6 | 1 | 0 | 0 | 98# |
| | Keith Byars | 1993-96 | 16 | 6 | 10 | 0 | 0 | 0 | 96 |
| | Dan Johnson | 1983-87 | 16 | 0 | 16 | 0 | 0 | 0 | 96 |
| | Benny Malone | 1974-78 | 16 | 16 | 0 | 0 | 0 | 0 | 96 |
| | Sammie Smith | 1989-91 | 16 | 15 | 1 | 0 | 0 | 0 | 96 |
| 55. | Terry Kirby | 1993-95 | 15 | 9 | 6 | 0 | 0 | 0 | 92# |
| | Reggie Bush | 2011-12 | 15 | 12 | 3 | 0 | 0 | 0 | 90 |
| | Charles Clay | 2011-14 | 15 | 1 | 14 | 0 | 0 | 0 | 90 |
| | Mark Higgs | 1990-94 | 15 | 14 | 0 | 1 | 0 | 0 | 90 |
| | Mike Wallace | 2013-14 | 15 | 0 | 15 | 0 | 0 | 0 | 90 |
| 60. | Jay Feely | 2007 | 0 | 0 | 0 | 0 | 21 | 26 | 89 |
| | Joe Nedney | 1996-97 | 0 | 0 | 0 | 0 | 18 | 35 | 89 |
| | Cody Parkey | 2017 | 0 | 0 | 0 | 0 | 21 | 26 | 89 |
| 63. | Tony Martin | 1989-93, 1999-2000 | 14 | 0 | 14 | 0 | 0 | 0 | 84 |
| | Delvin Williams | 1978-80 | 14 | 13 | 1 | 0 | 0 | 0 | 84 |
| 65. | Daniel Thomas | 2011-14 | 13 | 10 | 3 | 0 | 0 | 0 | 80# |
| 66. | Jimmy Cefalo | 1978-84 | 13 | 0 | 13 | 0 | 0 | 0 | 78 |
| | Joe Rose | 1980-85 | 13 | 0 | 13 | 0 | 0 | 0 | 78 |
| | Brian Hartline | 2009-14 | 13 | 1 | 12 | 0 | 0 | 0 | 78 |
| | Myles Gaskin | 2019-22 | 13 | 7 | 6 | 0 | 0 | 0 | 78 |



ALL-TIME LEADERS

| SCORING | | | | | | | | | |
|---------|------------------------|---------------------|----------|----------|----------|----------|----------|-----------|-----------|
| | PLAYER | YEARS | TD | TDR | TDP | TDRT | FG | PAT | PTS. |
| 70. | Joe Auer | 1966-67 | 12 | 5 | 6 | 1 | 0 | 0 | 72 |
| | Woody Bennett | 1980-88 | 12 | 9 | 3 | 0 | 0 | 0 | 72 |
| | Davone Bess | 2008-12 | 12 | 0 | 12 | 0 | 0 | 0 | 72 |
| | Mark Ingram | 1993-94 | 12 | 0 | 12 | 0 | 0 | 0 | 72 |
| | Troy Stradford | 1987-90 | 12 | 10 | 2 | 0 | 0 | 0 | 72 |
| 75. | Marty Booker | 2004-07 | 11 | 0 | 11 | 0 | 0 | 0 | 70## |
| 76. | Karl Kremser | 1969-70 | 0 | 0 | 0 | 0 | 13 | 28 | 67 |
| 77. | Jay Fiedler | 2000-04 | 11 | 11 | 0 | 0 | 0 | 0 | 66 |
| | Jakeem Grant Sr. | 2016-21 | 11 | 1 | 5 | 5 | 0 | 0 | 66 |
| 79. | Gene Mingo | 1966-67 | 0 | 0 | 0 | 0 | 11 | 32 | 65 |
| 80. | Ferrell Edmunds | 1988-92 | 10 | 0 | 10 | 0 | 0 | 0 | 60 |
| | Ted Ginn, Jr. | 2007-09 | 10 | 2 | 5 | 3 | 0 | 0 | 60 |
| | Travis Minor | 2001-06 | 10 | 8 | 1 | 1 | 0 | 0 | 60 |
| | Irving Spikes | 1994-97 | 10 | 8 | 2 | 0 | 0 | 0 | 60 |
| | David Woodley | 1980-83 | 10 | 9 | 1 | 0 | 0 | 0 | 60 |
| 85. | Jason Taylor | 1997-07, 2009, 2011 | 9 | 0 | 0 | 9 | 0 | 0 | 58** |
| 86. | Jay Ajayi | 2015-17 | 9 | 9 | 0 | 0 | 0 | 0 | 56# |
| 87. | Pete Johnson | 1984 | 9 | 9 | 0 | 0 | 0 | 0 | 54 |
| | Dan Marino | 1983-99 | 9 | 9 | 0 | 0 | 0 | 0 | 54 |
| | Brandon Marshall | 2010-11 | 9 | 0 | 9 | 0 | 0 | 0 | 54 |
| | Stan Mitchell | 1966-70 | 9 | 4 | 5 | 0 | 0 | 0 | 54 |
| | Tony Paige | 1990-92 | 9 | 3 | 6 | 0 | 0 | 0 | 54 |
| | James Pruitt | 1986-88, 1990-91 | 9 | 0 | 8 | 1 | 0 | 0 | 54 |
| | Freddie Solomon | 1975-77 | 9 | 1 | 5 | 3 | 0 | 0 | 54 |
| | Damien Williams | 2014-17 | 9 | 3 | 6 | 0 | 0 | 0 | 54 |
| 95. | Jimmy Keyes | 1968-69 | 0 | 0 | 0 | 0 | 7 | 30 | 51 |
| 96. | Troy Drayton | 1996-99 | 8 | 0 | 8 | 0 | 0 | 0 | 50# |
| | James McKnight | 2001-03 | 8 | 1 | 7 | 0 | 0 | 0 | 50# |
| 98. | Fred Banks | 1987-93 | 8 | 0 | 8 | 0 | 0 | 0 | 48 |
| | Gary Davis | 1976-79 | 8 | 7 | 1 | 0 | 0 | 0 | 48 |
| | Rishard Matthews | 2012-15 | 8 | 0 | 8 | 0 | 0 | 0 | 48 |
| | Sammy Morris | 2004-06 | 8 | 8 | 0 | 0 | 0 | 0 | 48 |
| | Stanley Pritchett | 1996-99 | 8 | 2 | 6 | 0 | 0 | 0 | 48 |
| | Dion Sims | 2013-16 | 8 | 0 | 8 | 0 | 0 | 0 | 48 |
| | Jonnu Smith | 2024 | 8 | 0 | 8 | 0 | 0 | 0 | 48 |
| | Lamar Thomas | 1996-00 | 8 | 0 | 8 | 0 | 0 | 0 | 48 |
| 106. | Preston Williams | 2019-20 | 7 | 0 | 7 | 0 | 0 | 0 | 46## |
| 107. | Doug Moreau | 1966-69 | 6 | 0 | 6 | 0 | 1 | 6 | 45 |
| 108. | Marlin Briscoe | 1972-74 | 7 | 0 | 7 | 0 | 0 | 0 | 42 |
| | Bob Griese | 1967-80 | 7 | 7 | 0 | 0 | 0 | 0 | 42 |
| | Rob Konrad | 1999-04 | 7 | 1 | 6 | 0 | 0 | 0 | 42 |
| | Larry Seiple | 1966-67 | 7 | 0 | 7 | 0 | 0 | 0 | 42 |
| | Ryan Tannehill | 2012-18 | 7 | 6 | 1 | 0 | 0 | 0 | 42 |
| 113. | Booth Lusteg | 1967 | 0 | 0 | 0 | 0 | 7 | 18 | 39 |
| 114. | Salvon Ahmed | 2020-23 | 6 | 5 | 1 | 0 | 0 | 0 | 38# |
| | Ryan Fitzpatrick | 2019-20 | 6 | 6 | 0 | 0 | 0 | 0 | 38# |
| 116. | Patrick Cobbs | 2006-10 | 6 | 2 | 4 | 0 | 0 | 0 | 36 |
| | Leroy Harris | 1977-78 | 6 | 6 | 0 | 0 | 0 | 0 | 36 |
| | Reshad Jones | 2010-19 | 6 | 0 | 0 | 6 | 0 | 0 | 36 |
| | Andre Tillman | 1975-78 | 6 | 0 | 6 | 0 | 0 | 0 | 36 |
| | Tua Tagovailoa | 2020-25 | 6 | 6 | 0 | 0 | 0 | 0 | 36 |
| | Tommy Vigorito | 1981-85 | 6 | 2 | 2 | 2 | 0 | 0 | 36 |
| 122. | Andre Brown | 1989-90 | 5 | 0 | 5 | 0 | 0 | 0 | 30 |
| | Lex Hilliard | 2009-11 | 5 | 2 | 2 | 1 | 0 | 0 | 30 |
| | Mack Hollins | 2020-21 | 5 | 0 | 5 | 0 | 0 | 0 | 30 |
| | J.J. Johnson | 1999-01 | 5 | 5 | 0 | 0 | 0 | 0 | 30 |
| | David Martin | 2007-08 | 5 | 0 | 5 | 0 | 0 | 0 | 30 |
| | Jed Weaver | 2000-02 | 5 | 0 | 5 | 0 | 0 | 0 | 30 |
| | Albert Wilson | 2018-19, 21 | 5 | 0 | 5 | 0 | 0 | 0 | 30 |
| 129. | Riley Patterson | 2025 | 0 | 0 | 0 | 0 | 5 | 12 | 27 |
| 130. | Dick Anderson | 1968-77 | 4 | 0 | 0 | 4 | 0 | 0 | 24 |
| | Kalen Ballage | 2018-19 | 4 | 4 | 0 | 0 | 0 | 0 | 24 |
| | Fred Barnett | 1996-97 | 4 | 0 | 4 | 0 | 0 | 0 | 24 |
| | Greg Baty | 1991-94 | 4 | 0 | 4 | 0 | 0 | 0 | 24 |
| | Terrell Buckley | 1995-99, 2003 | 4 | 0 | 0 | 4 | 0 | 0 | 24 |
| | Greg Camarillo | 2007-09 | 4 | 0 | 4 | 0 | 0 | 0 | 24 |



ALL-TIME LEADERS

| SCORING | | | | | | | | | |
|---------|---------------------------|------------------|----------|----------|----------|----------|----------|----------|-----------|
| | PLAYER | YEARS | TD | TDR | TDP | TDRT | FG | PAT | PTS. |
| | Jordan Cameron | 2015-16 | 4 | 0 | 4 | 0 | 0 | 0 | 24 |
| | Marv Fleming | 1970-74 | 4 | 0 | 4 | 0 | 0 | 0 | 24 |
| | Brandon Gibson | 2013-14 | 4 | 0 | 4 | 0 | 0 | 0 | 24 |
| | Jack Harper | 1967-68 | 4 | 1 | 3 | 0 | 0 | 0 | 24 |
| | Randal Hill | 1991, 1995-96 | 4 | 0 | 4 | 0 | 0 | 0 | 24 |
| | Jordan Howard | 2020 | 4 | 4 | 0 | 0 | 0 | 0 | 24 |
| | Xavien Howard | 2016-23 | 4 | 0 | 0 | 4 | 0 | 0 | 24 |
| | Cleo Lemon | 2005-07 | 4 | 4 | 0 | 0 | 0 | 0 | 24 |
| | Marc Logan | 1989-91 | 4 | 2 | 0 | 2 | 0 | 0 | 24 |
| | Leslie Shepherd | 2000 | 4 | 0 | 4 | 0 | 0 | 0 | 24 |
| | Durham Smythe | 2020-24 | 4 | 1 | 3 | 0 | 0 | 0 | 24 |
| | Zach Thomas | 1996-07 | 4 | 0 | 0 | 4 | 0 | 0 | 24 |
| | Derrius Thompson | 2003-04 | 4 | 0 | 4 | 0 | 0 | 0 | 24 |
| | Jeff Wilson Jr. | 2022-25 | 4 | 3 | 1 | 0 | 0 | 0 | 24 |
| 150. | Willie Beecher | 1987 | 0 | 0 | 0 | 0 | 3 | 12 | 21 |
| 151. | Eric Green | 1995 | 3 | 0 | 3 | 0 | 0 | 0 | 20# |
| | Derek Hagan | 2006-08 | 3 | 0 | 3 | 0 | 0 | 0 | 20# |
| | Jovorskie Lane | 2012 | 3 | 2 | 1 | 0 | 0 | 0 | 20# |
| | Sam Madison | 1997-05 | 3 | 0 | 0 | 3 | 0 | 0 | 20* |
| 155. | John Avery | 1998-99 | 3 | 2 | 1 | 0 | 0 | 0 | 18 |
| | Brandon Bolden | 2018 | 2 | 2 | 1 | 0 | 0 | 0 | 18 |
| | Jack Clancy | 1967-69 | 3 | 0 | 3 | 0 | 0 | 0 | 18 |
| | River Cracraft | 2022-24 | 3 | 0 | 3 | 0 | 0 | 0 | 18 |
| | Chase Edmonds | 2022 | 3 | 2 | 1 | 0 | 0 | 0 | 18 |
| | Tony Franklin | 1988 | 0 | 0 | 0 | 0 | 4 | 6 | 18 |
| | Samkon Gado | 2007 | 3 | 3 | 0 | 0 | 0 | 0 | 18 |
| | Nick Giaquinto | 1980-81 | 3 | 0 | 2 | 1 | 0 | 0 | 18 |
| | Hubert Ginn | 1970-75 | 3 | 3 | 0 | 0 | 0 | 0 | 18 |
| | Shayne Graham | 2011 | 0 | 0 | 0 | 0 | 4 | 6 | 18 |
| | Joey Haynos | 2008-09 | 3 | 0 | 3 | 0 | 0 | 0 | 18 |
| | Alec Ingold | 2022-25 | 3 | 2 | 1 | 0 | 0 | 0 | 18 |
| | Frank Jackson | 1966-67 | 3 | 0 | 3 | 0 | 0 | 0 | 18 |
| | Duke Johnson | 2021 | 3 | 3 | 0 | 0 | 0 | 0 | 18 |
| | Charles Jordan | 1996-98 | 3 | 0 | 3 | 0 | 0 | 0 | 18 |
| | Mike Kozlowski | 1979-86 | 3 | 0 | 0 | 3 | 0 | 0 | 18 |
| | Ronnie Lee | 1979-82, 1984-89 | 3 | 0 | 3 | 0 | 0 | 0 | 18 |
| | Ray Lucas | 2001-02 | 3 | 3 | 0 | 0 | 0 | 0 | 18 |
| | Loaird McCreary | 1976-78 | 3 | 0 | 3 | 0 | 0 | 0 | 18 |
| | Lloyd Mumphord | 1969-74 | 3 | 0 | 0 | 3 | 0 | 0 | 18 |
| | David Overstreet | 1983 | 3 | 1 | 2 | 0 | 0 | 0 | 18 |
| | Justin Peelle | 2006-07 | 3 | 0 | 3 | 0 | 0 | 0 | 18 |
| | Scott Schwedes | 1987-90 | 3 | 0 | 2 | 1 | 0 | 0 | 18 |
| | Ronald Scott | 1987 | 3 | 3 | 0 | 0 | 0 | 0 | 18 |
| | Adam Shaheen | 2020-21 | 3 | 0 | 3 | 0 | 0 | 0 | 18 |
| | Otto Stowe | 1971-72 | 3 | 0 | 3 | 0 | 0 | 0 | 18 |
| | Marcus Thigpen | 2012-13 | 3 | 0 | 1 | 2 | 0 | 0 | 18 |
| | Julius Thomas | 2017 | 3 | 0 | 3 | 0 | 0 | 0 | 18 |
| | Andrew Van Ginkel | 2019-23 | 3 | 0 | 0 | 3 | 0 | 0 | 18 |
| | Darren Waller | 2025 | 3 | 0 | 3 | 0 | 0 | 0 | 18 |
| | Cedrick Wilson Jr. | 2022-23 | 3 | 0 | 3 | 0 | 0 | 0 | 18 |
| 186. | Matt Bryant | 2004 | 0 | 0 | 0 | 0 | 3 | 7 | 16 |
| | Wes Welker | 2004-06 | 2 | 0 | 1 | 1 | 1 | 1 | 16 |
| 188. | Tim Foley | 1970-80 | 2 | 0 | 0 | 2 | 0 | 0 | 14* |
| 189. | Jerome Baker | 2018-23 | 2 | 0 | 0 | 2 | 0 | 0 | 12 |
| | Mel Baker | 1974 | 2 | 0 | 2 | 0 | 0 | 0 | 12 |
| | Charlie Baumann | 1991 | 0 | 0 | 0 | 0 | 2 | 6 | 12 |
| | Bob Baumhower | 1977-86 | 2 | 0 | 0 | 2 | 0 | 0 | 12 |
| | Jim Braxton | 1978 | 2 | 2 | 0 | 0 | 0 | 0 | 12 |
| | Leonte Carroo | 2016-18 | 2 | 0 | 2 | 0 | 0 | 0 | 12 |
| | Gary Clark | 1995 | 2 | 0 | 2 | 0 | 0 | 0 | 12 |
| | Cecil Collins | 1999 | 2 | 2 | 0 | 0 | 0 | 0 | 12 |
| | Robert Edwards | 2002 | 2 | 1 | 1 | 0 | 0 | 0 | 12 |
| | Isaiah Ford | 2017-21 | 2 | 0 | 2 | 0 | 0 | 0 | 12 |
| | Bryan Gilmore | 2004-05 | 2 | 0 | 2 | 0 | 0 | 0 | 12 |
| | Brent Grimes | 2013-15 | 2 | 0 | 0 | 2 | 0 | 0 | 12 |
| | Abner Haynes | 1967 | 2 | 2 | 0 | 0 | 0 | 0 | 12 |



ALL-TIME LEADERS

| SCORING | | | | | | | | | |
|-------------------------|------------------|----------|----------|----------|----------|----------|----------|----------|-----------|
| PLAYER | YEARS | TD | TDR | TDP | TDRt | FG | PAT | PTS. | |
| Chad Henne | 2008-11 | 2 | 2 | 0 | 0 | 0 | 0 | 0 | 12 |
| Eddie Hill | 1981-84 | 2 | 1 | 1 | 0 | 0 | 0 | 0 | 12 |
| Liffort Hobley | 1987-93 | 2 | 0 | 0 | 2 | 0 | 0 | 0 | 12 |
| Bobby Humphrey | 1992 | 2 | 1 | 1 | 0 | 0 | 0 | 0 | 12 |
| Tyler Huntley | 2024 | 2 | 2 | 0 | 0 | 0 | 0 | 0 | 12 |
| Allen Hurns | 2019 | 2 | 0 | 2 | 0 | 0 | 0 | 0 | 12 |
| William Judson | 1982-89 | 2 | 0 | 0 | 2 | 0 | 0 | 0 | 12 |
| Dave Kocourek | 1966 | 2 | 0 | 2 | 0 | 0 | 0 | 0 | 12 |
| Donald Lee | 2003-04 | 2 | 0 | 2 | 0 | 0 | 0 | 0 | 12 |
| Kyle Mackey | 1987 | 2 | 2 | 0 | 0 | 0 | 0 | 0 | 12 |
| Brock Marion | 1998-03 | 2 | 0 | 0 | 2 | 0 | 0 | 0 | 12 |
| Don McNeal | 1980-89 | 2 | 0 | 0 | 2 | 0 | 0 | 0 | 12 |
| Jerris McPhail | 1996-97 | 2 | 1 | 1 | 0 | 0 | 0 | 0 | 12 |
| Scott Miller | 1991-96 | 2 | 0 | 1 | 1 | 0 | 0 | 0 | 12 |
| Gene Milton | 1968-69 | 2 | 0 | 1 | 1 | 0 | 0 | 0 | 12 |
| Marlon Moore | 2010-13 | 2 | 0 | 2 | 0 | 0 | 0 | 0 | 12 |
| Matt Moore | 2011-17 | 2 | 2 | 0 | 0 | 0 | 0 | 0 | 12 |
| Jeff Ogden | 2000-01 | 2 | 0 | 1 | 1 | 0 | 0 | 0 | 12 |
| Louis Oliver | 1989-93, 1995-96 | 2 | 0 | 0 | 2 | 0 | 0 | 0 | 12 |
| Ed Perry | 1997-04 | 2 | 0 | 2 | 0 | 0 | 0 | 0 | 12 |
| Sam Price | 1966-68 | 2 | 1 | 1 | 0 | 0 | 0 | 0 | 12 |
| Bo Roberson | 1966 | 2 | 0 | 2 | 0 | 0 | 0 | 0 | 12 |
| Terry Robiskie | 1980-81 | 2 | 2 | 0 | 0 | 0 | 0 | 0 | 12 |
| Bill Stanfill | 1969-76 | 2 | 0 | 0 | 2 | 0 | 0 | 0 | 12 |
| Jake Stoneburner | 2015 | 2 | 0 | 2 | 0 | 0 | 0 | 0 | 12 |
| Don Strock | 1974-87 | 2 | 2 | 0 | 0 | 0 | 0 | 0 | 12 |
| Trent Sherfield | 2022 | 2 | 0 | 2 | 0 | 0 | 0 | 0 | 12 |
| Patrick Surtain | 1998-04 | 2 | 0 | 0 | 2 | 0 | 0 | 0 | 12 |
| Troy Vincent | 1992-95 | 2 | 0 | 0 | 2 | 0 | 0 | 0 | 12 |
| Malik Washington | 2024-25 | 1 | 1 | 0 | 1 | 0 | 0 | 0 | 12 |
| Jimmy Warren | 1966-69 | 2 | 0 | 0 | 2 | 0 | 0 | 0 | 12 |
| Dick Westmoreland | 1966-69 | 2 | 0 | 0 | 2 | 0 | 0 | 0 | 12 |
| Christian Wilkins | 2019-23 | 2 | 0 | 2 | 0 | 0 | 0 | 0 | 12 |
| Stan Winfrey | 1975-77 | 2 | 1 | 1 | 0 | 0 | 0 | 0 | 12 |
| 236. Bill Gramatica | 2004 | 0 | 0 | 0 | 0 | 3 | 0 | 0 | 9 |
| 237. Walt Aikens | 2014-19 | 1 | 0 | 0 | 1 | 0 | 0 | 0 | 8^ |
| Kim Bokamper | 1977-85 | 1 | 0 | 0 | 1 | 0 | 0 | 0 | 8^ |
| Aaron Craver | 1991-94 | 1 | 1 | 0 | 0 | 0 | 0 | 0 | 8# |
| Billy Joe | 1966 | 1 | 0 | 1 | 0 | 0 | 0 | 0 | 8# |
| Curtis Johnson | 1970-78 | 1 | 0 | 0 | 1 | 0 | 0 | 0 | 8* |
| Patrick Laird | 2019-20 | 1 | 1 | 0 | 0 | 0 | 0 | 0 | 8# |
| 243. Will Allen | 2006-11 | 1 | 0 | 0 | 1 | 0 | 0 | 0 | 6 |
| Kiko Alonso | 2016-18 | 1 | 0 | 0 | 1 | 0 | 0 | 0 | 6 |
| Danny Amendola | 2018 | 1 | 0 | 1 | 0 | 0 | 0 | 0 | 6 |
| John Beck | 2007-08 | 1 | 1 | 0 | 0 | 0 | 0 | 0 | 6 |
| Braxton Berrios | 2022-24 | 1 | 0 | 1 | 0 | 0 | 0 | 0 | 6 |
| Don Bessillieu | 1979-81 | 1 | 0 | 0 | 1 | 0 | 0 | 0 | 6 |
| Glenn Blackwood | 1979-87 | 1 | 0 | 0 | 1 | 0 | 0 | 0 | 6 |
| Tim Bowens | 1994-04 | 1 | 0 | 0 | 1 | 0 | 0 | 0 | 6 |
| Jacoby Brissett | 2021 | 1 | 1 | 0 | 0 | 0 | 0 | 0 | 6 |
| J.B. Brown | 1989-96 | 1 | 0 | 0 | 1 | 0 | 0 | 0 | 6 |
| Malcolm Brown | 2021 | 1 | 1 | 0 | 0 | 0 | 0 | 0 | 6 |
| Bob Brudzinski | 1981-89 | 1 | 0 | 0 | 1 | 0 | 0 | 0 | 6 |
| Nick Buoniconti | 1969-76 | 1 | 0 | 0 | 1 | 0 | 0 | 0 | 6 |
| Kevin Burnett | 2011-12 | 1 | 0 | 0 | 1 | 0 | 0 | 0 | 6 |
| Brice Butler | 2018 | 1 | 0 | 1 | 0 | 0 | 0 | 0 | 6 |
| Brett Carolan | 1996 | 1 | 0 | 1 | 0 | 0 | 0 | 0 | 6 |
| Cris Carter | 2002 | 1 | 0 | 1 | 0 | 0 | 0 | 0 | 6 |
| Joe Carter | 1984-86 | 1 | 1 | 0 | 0 | 0 | 0 | 0 | 6 |
| Rick Casares | 1966 | 1 | 0 | 1 | 0 | 0 | 0 | 0 | 6 |
| Jesse Chatman | 2005, 2007 | 1 | 1 | 0 | 0 | 0 | 0 | 0 | 6 |
| Robbie Chosen | 2023-24 | 1 | 0 | 1 | 0 | 0 | 0 | 0 | 6 |
| Justin Coleman | 2021 | 10 | 0 | 0 | 1 | 0 | 0 | 0 | 6 |
| Casey Cramer | 2008 | 1 | 0 | 1 | 0 | 0 | 0 | 0 | 6 |
| Bill Cronin | 1966 | 1 | 0 | 1 | 0 | 0 | 0 | 0 | 6 |
| Daunte Culpepper | 2006 | 1 | 1 | 0 | 0 | 0 | 0 | 0 | 6 |



ALL-TIME LEADERS

| SCORING | | | | | | | | |
|---------------------------|----------------------|----------|----------|----------|----------|----------|----------|----------|
| PLAYER | YEARS | TD | TDR | TDP | TDRT | FG | PAT | PTS. |
| Vontae Davis | 2009-11 | 1 | 0 | 0 | 1 | 0 | 0 | 6 |
| Louis Delmas | 2014 | 1 | 0 | 0 | 1 | 0 | 0 | 6 |
| Vern Den Herder | 1971-82 | 1 | 0 | 1 | 0 | 0 | 0 | 6 |
| A.J. Derby | 2017-18 | 1 | 0 | 1 | 0 | 0 | 0 | 6 |
| Leland Douglas | 1987 | 1 | 0 | 1 | 0 | 0 | 0 | 6 |
| Sam Eguavoen | 2021-22 | 1 | 0 | 0 | 1 | 0 | 0 | 6 |
| Bert Emanuel | 2000 | 1 | 0 | 1 | 0 | 0 | 0 | 6 |
| Frank Emanuel | 1966-69 | 1 | 0 | 0 | 1 | 0 | 0 | 6 |
| Tom Erlandson | 1966-67 | 1 | 0 | 0 | 1 | 0 | 0 | 6 |
| David Fales | 2017 | 1 | 1 | 0 | 0 | 0 | 0 | 6 |
| A.J. Feeley | 2004-05 | 1 | 1 | 0 | 0 | 0 | 0 | 6 |
| Minkah Fitzpatrick | 2018-19, 2025 | 1 | 0 | 0 | 1 | 0 | 0 | 6 |
| Cortland Finnegan | 2014 | 1 | 0 | 0 | 1 | 0 | 0 | 6 |
| Trent Gamble | 2000-03 | 1 | 0 | 0 | 1 | 0 | 0 | 6 |
| Cookie Gilchrist | 1966 | 1 | 0 | 1 | 0 | 0 | 0 | 6 |
| Kerry Glenn | 1990-92 | 1 | 0 | 0 | 1 | 0 | 0 | 6 |
| Hunter Goodwin | 1999-01 | 1 | 0 | 1 | 0 | 0 | 0 | 6 |
| Ollie Gordon II | 2025 | 1 | 1 | 0 | 0 | 0 | 0 | 6 |
| Frank Gore | 2018 | 1 | 0 | 1 | 0 | 0 | 0 | 6 |
| Vince Heflin | 1982-85 | 1 | 0 | 1 | 0 | 0 | 0 | 6 |
| Will Heller | 2005 | 1 | 0 | 1 | 0 | 0 | 0 | 6 |
| Renaldo Hill | 2006-08 | 1 | 0 | 0 | 1 | 0 | 0 | 6 |
| Sean Hill | 1994-96 | 1 | 0 | 0 | 1 | 0 | 0 | 6 |
| Jevón Holland | 2021-24 | 1 | 0 | 0 | 1 | 0 | 0 | 6 |
| Trell Hooper | 1987 | 1 | 0 | 0 | 1 | 0 | 0 | 6 |
| Steve Howell | 1979-81 | 1 | 1 | 0 | 0 | 0 | 0 | 6 |
| Melvin Ingram | 2022 | 1 | 0 | 0 | 1 | 0 | 0 | 6 |
| Ricky Isom | 1987 | 1 | 1 | 0 | 0 | 0 | 0 | 6 |
| Calvin Jackson | 1994-99 | 1 | 0 | 0 | 1 | 0 | 0 | 6 |
| Vestee Jackson | 1991-93 | 1 | 0 | 0 | 1 | 0 | 0 | 6 |
| Pete Jaquess | 1966-67 | 1 | 0 | 0 | 1 | 0 | 0 | 6 |
| Greg Jennings | 2015 | 1 | 0 | 1 | 0 | 0 | 0 | 6 |
| Pat Johnson | 1995 | 1 | 0 | 0 | 1 | 0 | 0 | 6 |
| Dominique Jones | 2016 | 1 | 0 | 1 | 0 | 0 | 0 | 6 |
| Robert Jones | 1998-00 | 1 | 0 | 0 | 1 | 0 | 0 | 6 |
| Nate Kaeding | 2012 | 0 | 0 | 0 | 0 | 1 | 3 | 6 |
| Chuck Klingbeil | 1991-95 | 1 | 0 | 0 | 1 | 0 | 0 | 6 |
| Bernie Kosar | 1994-96 | 1 | 1 | 0 | 0 | 0 | 0 | 6 |
| Shaq Lawson | 2020 | 1 | 0 | 0 | 1 | 0 | 0 | 6 |
| Michael Lehan | 2006-08 | 1 | 0 | 0 | 1 | 0 | 0 | 6 |
| Charles Leigh | 1971-74 | 1 | 1 | 0 | 0 | 0 | 0 | 6 |
| David Lewis | 1987 | 1 | 0 | 1 | 0 | 0 | 0 | 6 |
| Phillip Merling | 2008-11 | 1 | 0 | 0 | 1 | 0 | 0 | 6 |
| Koa Misi | 2010-17 | 1 | 0 | 0 | 1 | 0 | 0 | 6 |
| Kenny Mixon | 1998-01 | 1 | 0 | 0 | 1 | 0 | 0 | 6 |
| Knowshawn Moreno | 2014 | 1 | 1 | 0 | 0 | 0 | 0 | 6 |
| Earl Morral | 1972-76 | 1 | 1 | 0 | 0 | 0 | 0 | 6 |
| Nik Needham | 2021-23 | 1 | 0 | 0 | 1 | 0 | 0 | 6 |
| Cliff Odom | 1990-93 | 1 | 0 | 0 | 1 | 0 | 0 | 6 |
| Nick O'Leary | 2018-19 | 1 | 0 | 1 | 0 | 0 | 0 | 6 |
| Chad Pennington | 2008-10 | 1 | 1 | 0 | 0 | 0 | 0 | 6 |
| Brett Perriman | 1997 | 1 | 0 | 1 | 0 | 0 | 0 | 6 |
| Malcolm Perry | 2020 | 1 | 0 | 1 | 0 | 0 | 0 | 6 |
| Lousaka Polite | 2008-10 | 1 | 1 | 0 | 0 | 0 | 0 | 6 |
| Derrick Pope | 2004-07 | 1 | 0 | 0 | 1 | 0 | 0 | 6 |
| Willie Richardson | 1970 | 1 | 0 | 1 | 0 | 0 | 0 | 6 |
| Elandon Roberts | 2021-22 | 1 | 0 | 0 | 1 | 0 | 0 | 6 |
| John Roderick | 1966-67 | 1 | 0 | 1 | 0 | 0 | 0 | 6 |
| Eric Rowe | 2019-22 | 1 | 0 | 0 | 1 | 0 | 0 | 6 |
| Jake Scott | 1970-75 | 1 | 0 | 0 | 1 | 0 | 0 | 6 |
| Scott Secules | 1989-92 | 1 | 1 | 0 | 0 | 0 | 0 | 6 |
| Zach Sieler | 2019-25 | 1 | 0 | 0 | 1 | 0 | 0 | 6 |
| Derrick Shelby | 2012-15 | 1 | 0 | 0 | 1 | 0 | 0 | 6 |
| Steve Slaton | 2011 | 1 | 1 | 0 | 0 | 0 | 0 | 6 |
| Gerald Small | 1978-83 | 1 | 0 | 0 | 1 | 0 | 0 | 6 |
| Willie Smith | 1987 | 1 | 0 | 1 | 0 | 0 | 0 | 6 |



ALL-TIME LEADERS

SCORING

| PLAYER | YEARS | TD | TDR | TDP | TDRT | FG | PAT | PTS. |
|-----------------------|------------------|----------|----------|----------|----------|----------|----------|-----------|
| Brian Sochia | 1986-91 | 1 | 0 | 0 | 1 | 0 | 0 | 6 |
| Kory Sperry | 2009 | 1 | 0 | 1 | 0 | 0 | 0 | 6 |
| John Stofa | 1966-67, 1969-70 | 1 | 1 | 0 | 0 | 0 | 0 | 6 |
| John Tagliaferri | 1987 | 1 | 1 | 0 | 0 | 0 | 0 | 6 |
| Norris Thomas | 1977-79 | 1 | 0 | 0 | 1 | 0 | 0 | 6 |
| Thurman Thomas | 2000 | 1 | 0 | 1 | 0 | 0 | 0 | 6 |
| Bob Torrey | 1979 | 1 | 1 | 0 | 0 | 0 | 0 | 6 |
| Olivier Vernon | 2012-15 | 1 | 0 | 0 | 1 | 0 | 0 | 6 |
| Frank Wainright | 1995-98 | 1 | 0 | 1 | 0 | 0 | 0 | 6 |
| Fulton Walker | 1981-85 | 1 | 0 | 0 | 1 | 0 | 0 | 6 |
| Willie West | 1966-68 | 1 | 0 | 0 | 1 | 0 | 0 | 6 |
| Jarvis Williams | 1988-93 | 1 | 0 | 0 | 1 | 0 | 0 | 6 |
| Robert Wilson | 1994-96 | 1 | 0 | 1 | 0 | 0 | 0 | 6 |
| Dick Wood | 1966 | 1 | 1 | 0 | 0 | 0 | 0 | 6 |
| 346. Van Tiffin | 1987 | 0 | 0 | 0 | 0 | 0 | 4 | 4 |
| 347. Charlie Anderson | 2008-09 | 0 | 0 | 0 | 0 | 0 | 0 | 2* |
| Kevin Carter | 2005-06 | 0 | 0 | 0 | 0 | 0 | 0 | 2* |
| Mike Charles | 1983-86 | 0 | 0 | 0 | 0 | 0 | 0 | 2* |
| A.J. Duhe | 1977-84 | 0 | 0 | 0 | 0 | 0 | 0 | 2* |
| Terrence Fede | 2014-17 | 0 | 0 | 0 | 0 | 0 | 0 | 2* |
| William Fuller V | 2021 | 0 | 0 | 0 | 0 | 0 | 0 | 2# |
| Larry Gordon | 1976-82 | 0 | 0 | 0 | 0 | 0 | 0 | 2* |
| Jermaine Haley | 2000-02 | 0 | 0 | 0 | 0 | 0 | 0 | 2* |
| Julian Hill | 2023-25 | 0 | 0 | 0 | 0 | 0 | 0 | 2# |
| Reggie Howard | 2004-05 | 0 | 0 | 0 | 0 | 0 | 0 | 2* |
| Sammy Knight | 2003-04 | 0 | 0 | 0 | 0 | 0 | 0 | 2* |
| Senorise Perry | 2017 | 0 | 0 | 0 | 0 | 0 | 0 | 2* |
| Don Reese | 1974-76 | 0 | 0 | 0 | 0 | 0 | 0 | 2* |
| Cameron Wake | 2009-18 | 0 | 0 | 0 | 0 | 0 | 0 | 2* |
| George Wilson | 1966 | 0 | 0 | 0 | 0 | 0 | 0 | 2# |

* — safety # — two point conversion ^ — defensive two point conversion

INTERCEPTIONS

| PLAYER | YEARS | NO. | YDS. | AVG. | LG | TD |
|-----------------------|------------------|-----|------|------|------|----|
| 1. Jake Scott | 1970-75 | 35 | 425 | 12.1 | 47 | 0 |
| 2. Dick Anderson | 1968-77 | 34 | 792 | 23.3 | 96t | 3 |
| 3. Sam Madison | 1997-05 | 31 | 487 | 15.7 | 42 | 2 |
| 4. Glenn Blackwood | 1979-87 | 29 | 398 | 13.7 | 50 | 1 |
| Patrick Surtain | 1998-04 | 29 | 298 | 10.3 | 43 | 2 |
| Xavien Howard | 2016-23 | 29 | 254 | 8.8 | 39 | 2 |
| 7. Louis Oliver | 1989-93, 1995-96 | 24 | 569 | 23.7 | 103t | 2 |
| Terrell Buckley | 1995-99, 2003 | 24 | 425 | 17.7 | 91t | 3 |
| William Judson | 1982-89 | 24 | 368 | 15.3 | 61t | 2 |
| 10. Gerald Small | 1978-83 | 23 | 378 | 16.4 | 46t | 1 |
| 11. Curtis Johnson | 1970-78 | 22 | 190 | 8.6 | 34 | 0 |
| Tim Foley | 1970-80 | 22 | 96 | 4.4 | 18 | 0 |
| 13. Reshad Jones | 2010-19 | 21 | 361 | 17.2 | 54 | 4 |
| 14. Brock Marion | 1998-03 | 20 | 431 | 21.6 | 100t | 2 |
| 15. Don McNeal | 1980-89 | 18 | 163 | 9.1 | 30 | 2 |
| 16. Zach Thomas | 1996-07 | 17 | 170 | 10.0 | 34t | 4 |
| 17. J.B. Brown | 1989-96 | 16 | 293 | 18.3 | 48 | 1 |
| 18. Dick Westmoreland | 1966-69 | 15 | 231 | 15.4 | 42 | 2 |
| 19. Troy Vincent | 1992-95 | 14 | 284 | 20.3 | 69 | 2 |
| Jarvis Williams | 1988-93 | 14 | 216 | 15.4 | 42 | 1 |
| Lloyd Mumphord | 1969-74 | 14 | 187 | 13.4 | 51 | 2 |
| Lyle Blackwood | 1981-86 | 14 | 173 | 12.4 | 45 | 0 |
| Earnie Rhone | 1975-84 | 14 | 110 | 7.9 | 16 | 0 |
| 24. Brent Grimes | 2013-15 | 13 | 202 | 15.5 | 94t | 2 |
| Willie West | 1966-68 | 13 | 180 | 13.8 | 32 | 0 |
| Paul Lankford | 1982-91 | 13 | 89 | 6.8 | 44 | 0 |
| 27. Charlie Babb | 1972-79 | 12 | 141 | 11.8 | 36 | 0 |
| Brian Walker | 1997-98, 2000-01 | 12 | 92 | 7.7 | 31 | 0 |
| 29. Jimmy Warren | 1966-69 | 11 | 247 | 22.5 | 70t | 1 |
| 30. Vontae Davis | 2009-11 | 9 | 124 | 13.8 | 28 | 1 |
| 31. Mike Kozlowski | 1979-86 | 8 | 172 | 21.5 | 38t | 2 |
| Larry Gordon | 1976-82 | 8 | 121 | 15.1 | 36 | 0 |
| Bob Matheson | 1971-79 | 8 | 111 | 13.9 | 34 | 0 |



ALL-TIME LEADERS

| INTERCEPTIONS | | | | | | | |
|---------------|---------------------------|----------------------|----------|-----------|-------------|------------|----------|
| | PLAYER | YEARS | NO. | YDS. | AVG. | LG | TD |
| | Jason Taylor | 1997-07, 2009, 2011 | 8 | 110 | 13.8 | 51t | 3 |
| | Nick Buoniconti | 1969-76 | 8 | 89 | 11.1 | 24 | 0 |
| | Jason Allen | 2006-10 | 8 | 41 | 5.1 | 17 | 0 |
| 37. | Sammy Knight | 2003-04 | 7 | 130 | 18.6 | 70 | 0 |
| | Norris Thomas | 1977-79 | 7 | 115 | 16.4 | 53t | 1 |
| | Will Allen | 2006-11 | 7 | 114 | 16.3 | 32t | 1 |
| | Bobby McCain | 2015-20 | 7 | 78 | 11.1 | 32 | 0 |
| | André Goodman | 2006-08 | 7 | 76 | 10.9 | 55 | 0 |
| 42. | Renaldo Hill | 2006-08 | 6 | 91 | 15.2 | 24 | 0 |
| | Jeremiah Bell | 2004-11 | 6 | 89 | 14.8 | 29 | 0 |
| | Kim Bokamper | 1977-85 | 6 | 55 | 9.2 | 24t | 1 |
| | Nik Needham | 2019-24 | 6 | 52 | 8.7 | 28t | 1 |
| | John Bramlett | 1967-68 | 6 | 49 | 8.2 | 22 | 0 |
| 47. | Jevón Holland | 2021-24 | 5 | 163 | 32.6 | 99t | 1 |
| | Bob Petrella | 1966-71 | 5 | 104 | 20.8 | 33 | 0 |
| | Kiko Alonso | 2016-18 | 5 | 100 | 20.0 | 60t | 1 |
| | Bud Brown | 1984-88 | 5 | 96 | 19.2 | 53 | 0 |
| | Neal Colzie | 1979 | 5 | 86 | 17.2 | 56 | 0 |
| | Mike Kolen | 1970-77 | 5 | 85 | 17.0 | 29 | 0 |
| | Jerome Baker | 2018-23 | 5 | 82 | 16.4 | 34 | 2 |
| | Liffort Hobley | 1987-93 | 5 | 61 | 12.2 | 22 | 0 |
| | Fulton Walker | 1981-85 | 5 | 61 | 12.2 | 30 | 0 |
| | Arturo Freeman | 2000-04 | 5 | 59 | 11.8 | 47 | 0 |
| | Jalen Ramsey | 2023-24 | 5 | 59 | 11.8 | 49 | 0 |
| | Sean Smith | 2009-12 | 5 | 56 | 11.2 | 31 | 0 |
| | Bob Brudzinski | 1981-89 | 5 | 46 | 9.2 | 19 | 0 |
| | Rick Volk | 1977-78 | 5 | 42 | 8.4 | 24 | 0 |
| | Nolan Carroll | 2010-13 | 5 | 25 | 5.0 | 24 | 0 |
| | Shawn Wooden | 1996-99, 2001-04 | 5 | 25 | 5.0 | 15 | 0 |
| | Doug Swift | 1970-75 | 5 | 17 | 3.4 | 12 | 0 |
| | Don Bessillieu | 1979-81 | 5 | 13 | 2.6 | 12 | 0 |
| 65. | Calvin Jackson | 1994-99 | 4 | 105 | 26.3 | 61t | 1 |
| | Lance Schulters | 2005, 2007 | 4 | 78 | 19.5 | 37 | 0 |
| | Tom Erlandson | 1966-67 | 4 | 68 | 17.0 | 37 | 1 |
| | Jimmy Wilson | 2011-14 | 4 | 57 | 14.3 | 31 | 0 |
| | T.J. McDonald | 2017-18 | 4 | 48 | 12.0 | 31 | 0 |
| | Frank Emanuel | 1966-69 | 4 | 46 | 12.5 | 24 | 0 |
| | John Offerdahl | 1986-93 | 4 | 44 | 11.0 | 28 | 0 |
| | Tim McKyer | 1990 | 4 | 40 | 10.0 | 21 | 0 |
| | Randy Starks | 2008-14 | 4 | 33 | 8.3 | 18 | 0 |
| | Chris Clemons | 2009-13 | 4 | 29 | 7.3 | 29 | 0 |
| | Gene Atkins | 1994-96 | 4 | 24 | 6.0 | 18 | 0 |
| | Mark Brown | 1983-88 | 4 | 18 | 4.5 | 13 | 0 |
| | Michael Stewart | 1994-96 | 4 | 11 | 2.8 | 11 | 0 |
| | Dimitri Patterson | 2012-13 | 4 | 7 | 1.8 | 3 | 0 |
| | Tony Lippett | 2015-17 | 4 | 0 | 0.0 | 0 | 0 |
| 80. | Vestee Jackson | 1991-93 | 3 | 63 | 21.0 | 30t | 1 |
| | Eric Rowe | 2019-22 | 3 | 61 | 20.3 | 35t | 1 |
| | Ed Taylor | 1979-82 | 3 | 55 | 18.3 | 44 | 0 |
| | Rodney Thomas | 1988-90 | 3 | 52 | 17.3 | 48 | 0 |
| | Brandon Jones | 2020-23 | 3 | 48 | 16.0 | 40 | 0 |
| | Bryan Cox | 1991-95 | 3 | 38 | 12.7 | 26 | 0 |
| | Travares Tillman | 2005-07 | 3 | 38 | 12.7 | 22 | 0 |
| | Wahoo McDaniel | 1966-68 | 3 | 35 | 11.7 | 20 | 0 |
| | Derrick Rodgers | 1997-02 | 3 | 33 | 11.0 | 21 | 0 |
| | Jerry Wilson | 1996-00 | 3 | 32 | 10.7 | 19 | 0 |
| | Travis Daniels | 2005-07 | 3 | 31 | 10.3 | 29 | 0 |
| | Steve Towle | 1975-80 | 3 | 30 | 10.0 | 16 | 0 |
| | Pete Jaquess | 1966-67 | 3 | 27 | 9.0 | 27 | 1 |
| | A.J. Duhe | 1977-84 | 3 | 18 | 6.0 | 11 | 0 |
| | Ed Weisacosky | 1968-70 | 3 | 10 | 3.3 | 7 | 0 |
| | Aubrey Beavers | 1994-95 | 3 | 8 | 2.7 | 8 | 0 |
| | Tyrel Dodson | 2024-25 | 3 | 7 | 2.3 | 7 | 0 |
| | Kader Kohou | 2022-24 | 3 | 2 | 0.7 | 2 | 0 |
| | Nate Jones | 2008-09, 2011 | 3 | 0 | 0.0 | 0 | 0 |
| 99. | Minkah Fitzpatrick | 2018-19, 2025 | 2 | 64 | 32.0 | 50t | 1 |
| | Donovan Rose | 1986-87 | 2 | 63 | 31.5 | 36 | 0 |
| | Andrew Van Ginkel | 2019-23 | 2 | 56 | 28.0 | 33t | 1 |
| | Bob Neff | 1966-68 | 2 | 54 | 27.0 | 22 | 0 |



ALL-TIME LEADERS

| INTERCEPTIONS | | | | | | |
|---------------------------|----------------------|----------|----------|------------|----------|----------|
| PLAYER | YEARS | NO. | YDS. | AVG. | LG | TD |
| Rusty Chambers | 1976-80 | 2 | 53 | 26.5 | 49 | 0 |
| Dwight Hollier | 1992-99 | 2 | 47 | 23.5 | 36 | 0 |
| Walt Aikens | 2014-19 | 2 | 43 | 21.5 | 43 | 0 |
| Ken Ellis | 1976 | 2 | 40 | 20.0 | 40 | 0 |
| Bobby Harden | 1990-93 | 2 | 39 | 19.5 | 22 | 0 |
| Robert Sowell | 1983-85, 1987 | 2 | 36 | 18.0 | 29 | 0 |
| Steven Parker | 2019 | 2 | 35 | 17.5 | 35 | 0 |
| Bill Stanfill | 1969-76 | 2 | 32 | 16.0 | 17t | 2 |
| Kerry Glenn | 1990-92 | 2 | 31 | 15.5 | 31t | 1 |
| Jamar Fletcher | 2001-03 | 2 | 30 | 15.0 | 30 | 0 |
| Akin Ayodele | 2008-09 | 2 | 29 | 14.5 | 17 | 0 |
| Byron Maxwell | 2016-17 | 2 | 29 | 14.5 | 27 | 0 |
| Dannell Ellerbe | 2013-14 | 2 | 25 | 12.5 | 16 | 0 |
| Henry Stuckey | 1972-74 | 2 | 25 | 12.5 | 21 | 0 |
| George Teague | 1997 | 2 | 25 | 12.5 | 23 | 0 |
| Tyrone Culver | 2008-09 | 2 | 24 | 12.0 | 23 | 0 |
| Derrick Shelby | 2012-15 | 2 | 24 | 12.0 | 22t | 1 |
| Joey Porter | 2007-08 | 2 | 19 | 9.5 | 14 | 0 |
| Isa Abdul-Quddus | 2016 | 2 | 16 | 8.0 | 9 | 0 |
| Tate Randle | 1987 | 2 | 16 | 8.0 | 11 | 0 |
| Byron Jones | 2020-21 | 2 | 15 | 7.5 | 15 | 0 |
| John McGeever | 1966 | 2 | 15 | 7.5 | 15 | 0 |
| Tom Beier | 1967, 1969 | 2 | 14 | 7.0 | 7 | 0 |
| Robert Jones | 1998-00 | 2 | 14 | 7.0 | 14t | 1 |
| Trell Hooper | 1987 | 2 | 11 | 5.5 | 11 | 0 |
| Benny Sapp | 2010-11 | 2 | 9 | 4.5 | 9 | 0 |
| Zach Sieler | 2019-25 | 2 | 5 | 2.5 | 5 | 1 |
| Emmanuel Ogbah | 2020-24 | 2 | 5 | 2.5 | 5 | 0 |
| Jeris White | 1974-76 | 2 | 4 | 2.0 | 4 | 0 |
| Tyrone Braxton | 1994 | 2 | 3 | 1.5 | 3 | 0 |
| Chris Green | 1991-94 | 2 | 0 | 0.0 | 0 | 0 |
| Derrick Pope | 2004-07 | 2 | 0 | 0.0 | 0 | 0 |
| Justin Coleman | 2021 | 2 | 0 | 0.0 | 0 | 0 |
| 136. Elandon Roberts | 2021-22 | 1 | 85 | 85.0 | 85t | 1 |
| Louis Delmas | 2014 | 1 | 81 | 81.0 | 81t | 1 |
| Kenny Mixon | 1998-01 | 1 | 56 | 56.0 | 56t | 1 |
| Marvin Mitchell | 2011 | 1 | 55 | 55.0 | 55 | 0 |
| Jay Brophy | 1984-86 | 1 | 41 | 41.0 | 41 | 0 |
| Jared Odrick | 2010-14 | 1 | 39 | 39.0 | 39 | 0 |
| Zack Bowman | 2015 | 1 | 38 | 38.0 | 38 | 0 |
| Kevin Burnett | 2011-12 | 1 | 34 | 34.0 | 34t | 1 |
| Dean Brown | 1970 | 1 | 32 | 32.0 | 32 | 0 |
| Hugh Green | 1985-91 | 1 | 28 | 28.0 | 28 | 0 |
| Earl Faison | 1966 | 1 | 26 | 26.0 | 26 | 0 |
| Phillip Merling | 2008-11 | 1 | 25 | 25.0 | 25t | 1 |
| Vern Den Herder | 1971-82 | 1 | 24 | 24.0 | 24 | 0 |
| Charles Cornelius | 1977-78 | 1 | 21 | 21.0 | 21 | 0 |
| Bob Bruggers | 1966-68 | 1 | 20 | 20.0 | 20 | 0 |
| Ralph Ortega | 1979-80 | 1 | 17 | 17.0 | 13 | 0 |
| Jordan Phillips | 2015-18 | 1 | 17 | 17.0 | 17 | 0 |
| Bacarri Rambo | 2016 | 1 | 17 | 17.0 | 17 | 0 |
| Verone McKinley III | 2022 | 1 | 17 | 17.0 | 17 | 0 |
| Ted Davis | 1970 | 1 | 15 | 15.0 | 15 | 0 |
| Karlos Dansby | 2010-12 | 1 | 14 | 14.0 | 14 | 0 |
| Rick Graf | 1987-90 | 1 | 14 | 14.0 | 14 | 0 |
| Shawn Lee | 1990-91 | 1 | 14 | 14.0 | 14 | 0 |
| Cameron Wake | 2009-18 | 1 | 12 | 12.0 | 12 | 0 |
| Justin Bethel | 2022-23 | 1 | 11 | 11.0 | 11 | 0 |
| Eli Apple | 2023 | 1 | 8 | 8.0 | 8 | 0 |
| Mike Hull | 2015-18 | 1 | 8 | 8.0 | 8 | 0 |
| Christian Wilkins | 2019-23 | 1 | 8 | 8.0 | 8 | 0 |
| Minkah Fitzpatrick | 2018-19, 2025 | 1 | 7 | 7.0 | 7 | 0 |
| Richard Marshall | 2012 | 1 | 7 | 7.0 | 7 | 0 |
| Jackie Shipp | 1984-88 | 1 | 7 | 7.0 | 7 | 0 |
| Craig Veasey | 1993-94 | 1 | 7 | 7.0 | 7 | 0 |
| Vince Biegel | 2019 | 1 | 7 | 7.0 | 7 | 0 |
| Reggie Howard | 2004-05 | 1 | 5 | 5.0 | 5 | 0 |
| Eric Kumerow | 1988-90 | 1 | 5 | 5.0 | 5 | 0 |
| Jaelan Phillips | 2021-25 | 1 | 5 | 5.0 | 5 | 0 |
| Anthony Walker Jr. | 2024 | 1 | 5 | 5.0 | 5 | 0 |
| Alex Moyer | 1985-86 | 1 | 4 | 4.0 | 4 | 0 |
| Greg Jeffries | 1999-00 | 1 | 3 | 3.0 | 3 | 0 |
| Ryan Lewis | 2019 | 1 | 3 | 3.0 | 3 | 0 |
| Jack Rudolph | 1966 | 1 | 3 | 3.0 | 3 | 0 |



ALL-TIME LEADERS

INTERCEPTIONS

| PLAYER | YEARS | NO. | YDS. | AVG. | LG | TD |
|--------------------|------------------|-----|------|------|----|----|
| Chris Singleton | 1993-96 | 1 | 3 | 3.0 | 3 | 0 |
| Brendon Ayanbadejo | 2003-04 | 1 | 2 | 2.0 | 2 | 0 |
| Larry Ball | 1972-74, 1977-78 | 1 | 2 | 2.0 | 2 | 0 |
| Mike Charles | 1983-86 | 1 | 2 | 2.0 | 2 | 0 |
| Channing Crowder | 2005-10 | 1 | 2 | 2.0 | 2 | 0 |
| Mike Reichenbach | 1990-91 | 1 | 2 | 2.0 | 2 | 0 |
| Randall Edmunds | 1968-69 | 1 | 1 | 1.0 | 1 | 0 |
| Bruce Alexander | 1992-93 | 1 | 0 | 0.0 | 0 | 0 |
| Bob Baumhower | 1977-86 | 1 | 0 | 0.0 | 0 | 0 |
| Tim Bowens | 1994-04 | 1 | 0 | 0.0 | 0 | 0 |
| Jeff Cross | 1989-95 | 1 | 0 | 0.0 | 0 | 0 |
| DeShon Elliott | 2023 | 1 | 0 | 0.0 | 0 | 0 |
| Scott Galyon | 2000-02 | 1 | 0 | 0.0 | 0 | 0 |
| Jermaine Haley | 2000-02 | 1 | 0 | 0.0 | 0 | 0 |
| Neville Hewitt | 2015-17 | 1 | 0 | 0.0 | 0 | 0 |
| Sean Hill | 1994-96 | 1 | 0 | 0.0 | 0 | 0 |
| Noah Igbinoghene | 2020-22 | 1 | 0 | 0.0 | 0 | 0 |
| Mack Lamb | 1967-68 | 1 | 0 | 0.0 | 0 | 0 |
| Chris Lammons | 2019 | 1 | 0 | 0.0 | 0 | 0 |
| Michael Lehan | 2006-08 | 1 | 0 | 0.0 | 0 | 0 |
| Darrell Malone | 1992-94 | 1 | 0 | 0.0 | 0 | 0 |
| Brice McCain | 2015 | 1 | 0 | 0.0 | 0 | 0 |
| Cliff Odom | 1990-93 | 1 | 0 | 0.0 | 0 | 0 |
| Muhammad Oliver | 1994 | 1 | 0 | 0.0 | 0 | 0 |
| Jamal Perry | 2019-21 | 1 | 0 | 0.0 | 0 | 0 |
| Vern Roberson | 1977 | 1 | 0 | 0.0 | 0 | 0 |
| Bryant Salter | 1976 | 1 | 0 | 0.0 | 0 | 0 |
| Terrance Shaw | 2000 | 1 | 0 | 0.0 | 0 | 0 |
| Donnie Spragan | 2005-07 | 1 | 0 | 0.0 | 0 | 0 |
| R.J. Stanford | 2012-14 | 1 | 0 | 0.0 | 0 | 0 |
| Michael Thomas | 2013-17 | 1 | 0 | 0.0 | 0 | 0 |
| Reggie Torbor | 2008-09 | 1 | 0 | 0.0 | 0 | 0 |
| Jason Trusnik | 2011-14 | 1 | 0 | 0.0 | 0 | 0 |
| Jay Williams | 2002-04 | 1 | 0 | 0.0 | 0 | 0 |
| Jeff Zgonina | 2003-06 | 1 | 0 | 0.0 | 0 | 0 |
| Daryl Gardener | 1996-01 | 1 | -1 | -1.0 | -1 | 0 |

SACKS

| PLAYER | YEARS | NO |
|--------------------|-----------------------|-------|
| 1. Jason Taylor | 1997-2007, 2009, 2011 | 131.0 |
| 2. Cameron Wake | 2009-18 | 98.0 |
| 3. Bill Stanfill | 1969-76 | 69.5 |
| 4. Doug Betters | 1978-87 | 65.5 |
| 5. Vern Den Herder | 1971-82 | 64.0 |
| 6. Jeff Cross | 1988-95 | 59.5 |
| 7. Trace Armstrong | 1995-2000 | 56.5 |
| 8. Bob Baumhower | 1977-86 | 39.5 |
| Kim Bokamper | 1977-85 | 39.5 |
| 10. A.J. Duhe | 1977-84 | 38.5 |

KICKOFF RETURNS (Yards)

| PLAYER | YEARS | NO. | YDS. | AVG. | LG | TD |
|---------------------|---------|-----|-------|------|------|----|
| 1. Wes Welker | 2004-06 | 166 | 3,756 | 22.6 | 95t | 1 |
| 2. Ted Ginn, Jr. | 2007-09 | 147 | 3,386 | 23.0 | 101t | 2 |
| 3. Mercury Morris | 1969-75 | 111 | 2,947 | 26.5 | 105t | 3 |
| 4. Fulton Walker | 1981-85 | 123 | 2,944 | 23.9 | 90t | 1 |
| 5. Brock Marion | 1998-03 | 107 | 2,517 | 23.5 | 93 | 0 |
| 6. Jakeem Grant Sr. | 2016-21 | 89 | 2,206 | 24.8 | 102t | 2 |
| 7. O.J. McDuffie | 1993-01 | 92 | 2,103 | 22.9 | 48 | 0 |
| 8. Irving Spikes | 1994-97 | 89 | 2,058 | 23.1 | 59 | 0 |
| 9. Lorenzo Hampton | 1985-89 | 96 | 2,025 | 21.1 | 46 | 0 |
| 10. Marcus Thigpen | 2012-13 | 77 | 1,910 | 24.8 | 96t | 1 |

PUNT RETURNS (Yards)

| PLAYER | YEARS | NO. | FC | YDS. | AVG. | LG | TD |
|------------------|---------|-----|----|-------|------|-----|----|
| 1. Jake Scott | 1970-75 | 127 | 55 | 1,330 | 10.5 | 77t | 1 |
| 2. Wes Welker | 2004-06 | 127 | 64 | 1,232 | 9.7 | 71 | 0 |
| 3. Davone Bess | 2008-12 | 115 | 85 | 1,196 | 10.4 | 47 | 0 |
| 4. O.J. McDuffie | 1993-01 | 127 | 91 | 1,127 | 8.9 | 72t | 2 |



TOP 20 SEASON LEADERS

RUSHING YARDS

| | NAME | YEAR | YARDS |
|-----|--------------------|------|-------|
| 1. | Ricky Williams | 2002 | 1,853 |
| 2. | Ricky Williams | 2003 | 1,372 |
| 3. | Jay Ajayi | 2016 | 1,272 |
| 4. | Delvin Williams | 1978 | 1,258 |
| 5. | Lamar Smith | 2000 | 1,139 |
| 6. | Ricky Williams | 2009 | 1,121 |
| 7. | Larry Csonka | 1972 | 1,117 |
| 8. | Karim Abdul-Jabbar | 1996 | 1,116 |
| 9. | Lamar Miller | 2014 | 1,099 |
| 10. | Reggie Bush | 2011 | 1,086 |
| 11. | Larry Csonka | 1971 | 1,051 |
| 12. | Raheem Mostert | 2023 | 1,012 |
| 13. | Ronnie Brown | 2006 | 1,008 |
| 14. | Larry Csonka | 1973 | 1,003 |
| 15. | Mercury Morris | 1972 | 1,000 |
| 16. | Reggie Bush | 2012 | 986 |
| 17. | Lamar Smith | 2001 | 968 |
| 18. | Karim Abdul-Jabbar | 1998 | 960 |
| 19. | Mercury Morris | 1973 | 954 |
| 20. | Ronnie Brown | 2008 | 916 |

PASSING YARDS

| | NAME | YEAR | YARDS |
|-----|-----------------------|-------------|--------------|
| 1. | Dan Marino | 1984 | 5,084 |
| 2. | Dan Marino | 1986 | 4,746 |
| 3. | Tua Tagovailoa | 2023 | 4,624 |
| 4. | Dan Marino | 1994 | 4,453 |
| 5. | Dan Marino | 1988 | 4,434 |
| 6. | Ryan Tannehill | 2015 | 4,208 |
| 7. | Dan Marino | 1985 | 4,137 |
| 8. | Dan Marino | 1992 | 4,116 |
| 9. | Ryan Tannehill | 2014 | 4,045 |
| 10. | Dan Marino | 1989 | 3,997 |
| 11. | Dan Marino | 1991 | 3,970 |
| 12. | Ryan Tannehill | 2013 | 3,913 |
| 13. | Dan Marino | 1997 | 3,780 |
| 14. | Dan Marino | 1995 | 3,668 |
| 15. | Chad Pennington | 2008 | 3,653 |
| 16. | Dan Marino | 1990 | 3,563 |
| 17. | Tua Tagovailoa | 2022 | 3,548 |
| 18. | Ryan Fitzpatrick | 2019 | 3,529 |
| 19. | Dan Marino | 1998 | 3,497 |
| 20. | Chad Henne | 2010 | 3,301 |

PASSING TOUCHDOWNS

| | NAME | YEAR | TDs |
|----|-----------------------|-------------|-----------|
| 1. | Dan Marino | 1984 | 48 |
| 2. | Dan Marino | 1986 | 44 |
| 3. | Dan Marino | 1985 | 30 |
| | Dan Marino | 1994 | 30 |
| 5. | Tua Tagovailoa | 2023 | 29 |
| 6. | Dan Marino | 1988 | 28 |
| 7. | Ryan Tannehill | 2014 | 27 |
| 8. | Dan Marino | 1987 | 26 |
| 9. | Dan Marino | 1991 | 25 |
| | Tua Tagovailoa | 2022 | 25 |

| | | | |
|-----|------------------|------|----|
| 11. | Dan Marino | 1989 | 24 |
| | Dan Marino | 1992 | 24 |
| | Dan Marino | 1995 | 24 |
| | Ryan Tannehill | 2013 | 24 |
| | Ryan Tannehill | 2015 | 24 |
| 16. | Dan Marino | 1998 | 23 |
| 17. | Bob Griese | 1977 | 22 |
| 18. | Bob Griese | 1968 | 21 |
| | Dan Marino | 1990 | 21 |
| 20. | Dan Marino | 1983 | 20 |
| | Jay Fiedler | 2001 | 20 |
| | Ryan Fitzpatrick | 2019 | 20 |

RECEPTIONS

| | NAME | YEAR | REC |
|-----|---------------------------|-------------|------------|
| 1. | Tyreek Hill | 2022 | 119 |
| | Tyreek Hill | 2023 | 119 |
| 3. | Jarvis Landry | 2017 | 112 |
| 4. | Jarvis Landry | 2015 | 110 |
| 5. | Jaylen Waddle | 2021 | 104 |
| 6. | Jarvis Landry | 2016 | 94 |
| 7. | O.J. McDuffie | 1998 | 90 |
| 8. | Jonnu Smith (TE) | 2024 | 88 |
| 9. | Mark Clayton | 1988 | 86 |
| | Brandon Marshall | 2010 | 86 |
| 11. | Jarvis Landry | 2014 | 84 |
| 12. | Chris Chambers | 2005 | 82 |
| 13. | Brandon Marshall | 2011 | 81 |
| | Tyreek Hill | 2024 | 81 |
| 15. | Davone Bess | 2010 | 79 |
| 16. | De'Von Achane (RB) | 2024 | 78 |
| 17. | O.J. McDuffie | 1997 | 76 |
| | Davone Bess | 2009 | 76 |
| | Brian Hartline | 2013 | 76 |
| 20. | Terry Kirby (RB) | 1993 | 75 |
| | Jaylen Waddle | 2022 | 75 |

RECEIVING YARDS

| | NAME | YEAR | YARDS |
|-----|----------------------|-------------|--------------|
| 1. | Tyreek Hill | 2023 | 1,799 |
| 2. | Tyreek Hill | 2022 | 1,710 |
| 3. | Mark Clayton | 1984 | 1,389 |
| 4. | Jaylen Waddle | 2022 | 1,356 |
| 5. | Mark Duper | 1986 | 1,313 |
| 6. | Mark Duper | 1984 | 1,306 |
| 7. | Irving Fryar | 1994 | 1,270 |
| 8. | Brandon Marshall | 2011 | 1,214 |
| 9. | DeVante Parker | 2019 | 1,202 |
| 10. | Jarvis Landry | 2015 | 1,157 |
| 11. | Mark Clayton | 1986 | 1,150 |
| 12. | Jarvis Landry | 2016 | 1,136 |
| 13. | Mark Clayton | 1988 | 1,129 |
| 14. | Chris Chambers | 2005 | 1,118 |
| 15. | Mark Duper | 1991 | 1,085 |
| 16. | Brian Hartline | 2012 | 1,083 |
| 17. | Mark Clayton | 1991 | 1,053 |
| 18. | O.J. McDuffie | 1998 | 1,050 |
| 19. | Tony Martin | 1999 | 1,037 |
| 20. | Brian Hartline | 2013 | 1,016 |



TOP 20 SEASON LEADERS

| POINTS | | |
|-------------------------|-------------|------------|
| NAME | YEAR | POINTS |
| 1. Olindo Mare | 1999 | 144 |
| Jason Sanders | 2020 | 144 |
| 3. Jason Sanders | 2024 | 137 |
| 4. Jason Sanders | 2023 | 130 |
| 5. Caleb Sturgis | 2014 | 128 |
| 6. Raheem Mostert | 2023 | 126 |
| 7. Pete Stoyanovich | 1992 | 124 |
| 8. Pete Stoyanovich | 1991 | 121 |
| 9. Jason Sanders | 2022 | 119 |
| 10. Pete Stoyanovich | 1995 | 118 |
| 11. Garo Yepremian | 1971 | 117 |
| Olindo Mare | 1997 | 117 |
| Olindo Mare | 2000 | 117 |
| 14. Fuad Revez | 1985 | 116 |
| 15. Garo Yepremian | 1972 | 115 |
| Dan Carpenter | 2010 | 115 |
| 17. Olindo Mare | 2002 | 114 |
| 18. Garo Yepremian | 1973 | 113 |
| Dan Carpenter | 2011 | 113 |
| 20. Dan Carpenter | 2009 | 112 |

| SACKS | | |
|----------------------|-------------|-------------|
| NAME | YEAR | SACKS |
| 1. Bill Stanfill | 1973 | 18.5 |
| Jason Taylor | 2002 | 18.5 |
| 3. Joey Porter | 2008 | 17.5 |
| 4. Trace Armstrong | 2000 | 16.5 |
| 5. Doug Betters | 1983 | 16.0 |
| 6. Adewale Ogunleye | 2003 | 15.0 |
| Cameron Wake | 2012 | 15.0 |
| 8. Jason Taylor | 2000 | 14.5 |
| 9. Doug Betters | 1984 | 14.0 |
| Bryan Cox | 1992 | 14.0 |
| Cameron Wake | 2010 | 14.0 |
| 12. Jason Taylor | 2006 | 13.5 |
| 13. Jason Taylor | 2003 | 13.0 |
| 14. Trace Armstrong | 1996 | 12.0 |
| Jason Taylor | 2005 | 12.0 |
| 16. Jeff Cross | 1990 | 11.5 |
| Olivier Vernon | 2013 | 11.5 |
| Cameron Wake | 2014 | 11.5 |
| Cameron Wake | 2016 | 11.5 |
| 20. Mel Branch | 1968 | 11.0 |
| Vern Den Herder | 1975 | 11.0 |
| Jason Taylor | 2007 | 11.0 |
| Bradley Chubb | 2023 | 11.0 |

| TACKLES | | |
|---------------------|------|---------|
| NAME | YEAR | TACKLES |
| 1. Steve Towle | 1976 | 217 |
| 2. Zach Thomas | 2002 | 195 |
| 3. Zach Thomas | 2003 | 184 |
| 4. Zach Thomas | 1996 | 180 |
| Zach Thomas | 2001 | 180 |
| 6. Rusty Chambers | 1979 | 178 |
| 7. Earnie Rhone | 1981 | 171 |
| 8. Zach Thomas | 2004 | 168 |
| 9. Zach Thomas | 1999 | 167 |
| 10. Zach Thomas | 2005 | 166 |
| 11. Zach Thomas | 2006 | 165 |
| 12. Steve Towle | 1975 | 164 |
| 13. Nick Buoniconti | 1973 | 162 |
| 14. Zach Thomas | 1998 | 160 |
| 15. Rusty Chambers | 1978 | 151 |
| 16. Zach Thomas | 1997 | 149 |
| 17. Bryan Cox | 1994 | 147 |
| 18. Nick Buoniconti | 1972 | 146 |
| Bob Baumhower | 1979 | 146 |
| 20. Nick Buoniconti | 1970 | 145 |

| INTERCEPTIONS | | |
|----------------------|------|------|
| NAME | YEAR | INTs |
| 1. Dick Westmoreland | 1967 | 10 |
| Xavien Howard | 2020 | 10 |
| 3. Willie West | 1966 | 8 |
| Dick Anderson | 1968 | 8 |
| Dick Anderson | 1970 | 8 |
| Dick Anderson | 1973 | 8 |
| Jake Scott | 1974 | 8 |
| Terrell Buckley | 1998 | 8 |
| Sam Madison | 1998 | 8 |
| 10. Jake Scott | 1971 | 7 |
| Gerald Small | 1980 | 7 |
| Sam Madison | 1999 | 7 |
| Brian Walker | 2000 | 7 |
| Patrick Surtain | 2003 | 7 |
| Xavien Howard | 2018 | 7 |
| 16. Jake Scott | 1975 | 6 |
| Tim Foley | 1978 | 6 |
| William Judson | 1983 | 6 |
| Glenn Blackwood | 1984 | 6 |
| Glenn Blackwood | 1985 | 6 |
| Terrell Buckley | 1996 | 6 |
| Patrick Surtain | 2002 | 6 |



DOLPHINS OUTSTANDING PERFORMANCES

| GAMES OF 300+ PASSING YARDS | | | | | | | | |
|-----------------------------|-----------------|-------------------------|-----------|-----------|------------|----------|----------|------------|
| PLAYER | DATE | OPPONENT | ATT. | COMP. | YDS. | TD | INT. | LG |
| Dan Marino | 10/23/88 | N.Y. JETS | 60 | 35 | 521 | 3 | 5 | 56 |
| Dan Marino | 9/4/94 | NEW ENGLAND | 42 | 23 | 473 | 5 | 1 | 64t |
| Dan Marino | 12/2/84 | L.A. RAIDERS | 57 | 35 | 470 | 4 | 2 | 64 |
| Tua Tagovailoa | 9/18/22 | at Baltimore | 50 | 36 | 469 | 6 | 2 | 60t |
| Tua Tagovailoa | 9/10/23 | at L.A. Chargers | 45 | 28 | 466 | 3 | 1 | 47 |
| Dan Marino | 10/1/95 | at Cincinnati | 48 | 33 | 450 | 2 | 1 | 58 |
| Dan Marino | 9/21/86 | at N.Y. Jets | 50 | 30 | 448 | 6 | 2 | 46t |
| Dan Marino | 9/25/94 | at Minnesota | 54 | 29 | 431 | 3 | 3 | 43 |
| Ryan Tannehill | 9/30/12 | at Arizona | 41 | 26 | 431 | 1 | 2 | 80t |
| Dan Marino | 9/30/84 | at St. Louis | 36 | 24 | 429 | 3 | 0 | 51 |
| Dan Marino | 9/24/89 | N.Y. JETS | 55 | 33 | 427 | 3 | 2 | 43t |
| Dan Marino | 11/4/84 | at N.Y. Jets | 42 | 23 | 422 | 2 | 2 | 54 |
| * Dan Marino | 12/30/95 | at Buffalo | 64 | 33 | 422 | 2 | 3 | 45t |
| * Dan Marino | 1/6/85 | PITTSBURGH | 32 | 21 | 421 | 4 | 1 | 41 |
| Ryan Fitzpatrick | 12/22/19 | CINCINNATI | 52 | 31 | 419 | 4 | 1 | 51 |
| Chad Henne | 9/12/11 | New England | 49 | 30 | 416 | 2 | 1 | 31 |
| Joey Harrington | 10/22/06 | GREEN BAY | 62 | 33 | 414 | 2 | 3 | 44 |
| David Woodley | 10/25/81 | at Dallas | 37 | 21 | 408 | 3 | 5 | 69t |
| Dan Marino | 12/9/84 | at Indianapolis | 41 | 29 | 404 | 4 | 1 | 42 |
| Dan Marino | 11/16/86 | at Buffalo | 54 | 39 | 404 | 4 | 0 | 39 |
| Dan Marino | 12/12/88 | CLEVELAND | 50 | 30 | 404 | 4 | 3 | 46 |
| * Don Strock | 1/2/82 | SAN DIEGO | 43 | 29 | 403 | 4 | 1 | 50t |
| Dan Marino | 12/14/86 | at L.A. Rams | 46 | 29 | 403 | 5 | 1 | 69t |
| Ryan Tannehill | 12/21/14 | MINNESOTA | 47 | 35 | 396 | 4 | 1 | 41 |
| Dan Marino | 12/20/87 | WASHINGTON | 50 | 22 | 393 | 3 | 1 | 59t |
| Dan Marino | 10/10/99 | at Indianapolis | 38 | 25 | 393 | 2 | 0 | 62 |
| Dan Marino | 9/29/85 | at Denver | 43 | 25 | 390 | 3 | 0 | 73 |
| Dan Marino | 11/23/97 | at New England | 60 | 38 | 389 | 0 | 3 | 27 |
| Ryan Tannehill | 9/18/16 | at New England | 45 | 32 | 387 | 2 | 2 | 33 |
| Tua Tagovailoa | 10/30/22 | at Detroit | 36 | 29 | 382 | 3 | 0 | 42 |
| Brock Osweiler | 10/14/18 | CHICAGO | 44 | 28 | 380 | 3 | 2 | 75t |
| Dan Marino | 12/13/87 | at Philadelphia | 39 | 25 | 376 | 3 | 1 | 54 |
| Dan Marino | 10/12/97 | at N.Y. Jets | 38 | 27 | 372 | 2 | 0 | 36t |
| Bernie Kosar | 10/15/95 | at New Orleans | 42 | 29 | 368 | 3 | 2 | 31t |
| Dan Marino | 12/9/90 | PHILADELPHIA | 54 | 27 | 365 | 2 | 0 | 37 |
| Steve DeBerg | 12/5/93 | N.Y. Giants | 41 | 26 | 365 | 1 | 2 | 44 |
| Ryan Fitzpatrick | 12/1/19 | PHILADELPHIA | 39 | 27 | 365 | 3 | 1 | 43t |
| Tua Tagovailoa | 11/28/24 | at Green Bay | 46 | 37 | 365 | 2 | 0 | 30 |
| Chad Henne | 9/26/10 | N.Y. JETS | 44 | 26 | 363 | 2 | 1 | 40 |
| Dan Marino | 11/10/85 | N.Y. JETS | 37 | 21 | 362 | 3 | 3 | 60 |
| Tua Tagovailoa | 1/3/21 | at Buffalo | 58 | 35 | 361 | 1 | 3 | 31 |
| Gus Frerotte | 11/13/05 | NEW ENGLAND | 47 | 25 | 360 | 2 | 1 | 47 |
| Dan Marino | 11/6/88 | at New England | 51 | 29 | 359 | 1 | 2 | 32 |
| Dan Marino | 11/12/89 | at N.Y. Jets | 34 | 18 | 359 | 3 | 2 | 78t |
| Dan Marino | 11/27/94 | at N.Y. Jets | 44 | 31 | 359 | 4 | 2 | 28t |
| Ryan Tannehill | 9/20/15 | at Jacksonville | 44 | 30 | 359 | 2 | 0 | 48 |
| Dan Marino | 10/25/92 | INDIANAPOLIS | 45 | 25 | 355 | 2 | 3 | 48t |
| Dan Marino | 12/21/98 | DENVER | 38 | 23 | 355 | 4 | 1 | 56t |
| Dan Marino | 11/27/88 | at N.Y. Jets | 35 | 17 | 353 | 5 | 0 | 80t |
| Ryan Tannehill | 11/29/15 | at N.Y. Jets | 58 | 33 | 351 | 3 | 1 | 40 |
| Ryan Tannehill | 1/3/16 | NEW ENGLAND | 38 | 25 | 350 | 2 | 0 | 46 |
| Ryan Fitzpatrick | 10/11/20 | at San Francisco | 28 | 22 | 350 | 3 | 0 | 70 |
| Bob Griese | 11/20/78 | at Houston | 33 | 23 | 349 | 2 | 1 | 47 |
| Chad Henne | 12/20/09 | at Tennessee | 46 | 29 | 349 | 1 | 3 | 57 |
| Ryan Tannehill | 12/14/14 | at New England | 47 | 29 | 346 | 1 | 2 | 50 |
| Dan Marino | 12/8/85 | at Green Bay | 44 | 30 | 345 | 5 | 1 | 61 |
| Scott Mitchell | 10/31/93 | KANSAS CITY | 33 | 22 | 344 | 3 | 0 | 77t |
| Steve DeBerg | 12/13/93 | PITTSBURGH | 44 | 27 | 344 | 1 | 2 | 47 |
| Dan Marino | 12/3/95 | ATLANTA | 50 | 35 | 343 | 2 | 2 | 32 |
| Chad Pennington | 11/23/08 | NEW ENGLAND | 41 | 24 | 341 | 3 | 1 | 46 |
| Dan Marino | 12/17/84 | DALLAS | 40 | 23 | 340 | 4 | 2 | 63 |
| Dan Marino | 12/24/89 | KANSAS City | 47 | 28 | 339 | 3 | 1 | 35 |
| Dan Marino | 11/18/84 | at San Diego | 41 | 28 | 338 | 2 | 1 | 32 |
| Tua Tagovailoa | 9/8/24 | JACKSONVILLE | 37 | 23 | 338 | 1 | 0 | 80t |
| Dan Marino | 10/12/86 | BUFFALO | 41 | 24 | 337 | 1 | 1 | 39 |
| Chad Henne | 12/6/09 | NEW ENGLAND | 52 | 29 | 335 | 2 | 1 | 29 |
| Dan Marino | 10/22/89 | GREEN BAY | 37 | 24 | 333 | 2 | 2 | 61 |
| Dan Marino | 11/12/95 | NEW ENGLAND | 37 | 27 | 333 | 2 | 2 | 31t |
| Dan Marino | 11/1/87 | PITTSBURGH | 31 | 25 | 332 | 4 | 2 | 50t |



DOLPHINS OUTSTANDING PERFORMANCES

| GAMES OF 300+ PASSING YARDS | | | | | | | | |
|-----------------------------|-----------------|------------------------|-----------|-----------|------------|----------|----------|------------|
| PLAYER | DATE | OPPONENT | ATT. | COMP. | YDS. | TD | INT. | LG |
| Ryan Tannehill | 12/1/13 | at N.Y. Jets | 43 | 28 | 331 | 2 | 1 | 31t |
| Tua Tagovailoa | 12/8/24 | N.Y. JETS | 47 | 33 | 331 | 2 | 0 | 21 |
| Dan Marino | 11/17/85 | at Indianapolis | 37 | 22 | 330 | 1 | 0 | 42 |
| Dan Marino | 9/15/85 | INDIANAPOLIS | 48 | 29 | 329 | 2 | 0 | 26 |
| Dan Marino | 10/16/88 | SAN DIEGO | 45 | 26 | 329 | 1 | 0 | 51 |
| Ryan Tannehill | 12/27/15 | INDIANAPOLIS | 38 | 26 | 329 | 0 | 1 | 49 |
| Tua Tagovailoa | 10/17/21 | at Jacksonville | 47 | 33 | 329 | 2 | 1 | 32 |
| Teddy Bridgewater | 10/16/22 | MINNESOTA | 34 | 23 | 329 | 2 | 2 | 49 |
| Jay Fiedler | 12/28/03 | N.Y. JETS | 29 | 21 | 328 | 1 | 1 | 59 |
| Ryan Fitzpatrick | 9/20/20 | BUFFALO | 47 | 31 | 328 | 2 | 0 | 27 |
| Bob Griese | 9/14/69 | at Cincinnati | 39 | 19 | 327 | 1 | 2 | 50 |
| Dan Marino | 11/18/91 | BUFFALO | 42 | 23 | 326 | 2 | 2 | 41 |
| Tua Tagovailoa | 11/19/23 | LAS VEGAS | 39 | 28 | 325 | 2 | 1 | 38t |
| Dan Marino | 9/7/97 | TENNESSEE | 43 | 24 | 324 | 0 | 0 | 50 |
| Tua Tagovailoa | 10/29/23 | NEW ENGLAND | 45 | 30 | 324 | 3 | 1 | 42t |
| * Dan Marino | 1/12/91 | at Buffalo | 49 | 23 | 323 | 3 | 2 | 64t |
| Dan Marino | 10/12/98 | at Jacksonville | 49 | 30 | 323 | 2 | 1 | 28 |
| Ryan Fitzpatrick | 11/17/19 | BUFFALO | 45 | 32 | 323 | 0 | 0 | 50 |
| Don Strock | 12/15/79 | N.Y. JETS | 41 | 26 | 322 | 1 | 2 | 38 |
| Dan Marino | 10/9/83 | BUFFALO | 29 | 19 | 322 | 3 | 2 | 63 |
| Dan Marino | 9/14/92 | at Cleveland | 35 | 25 | 322 | 1 | 0 | 47 |
| Dan Marino | 12/27/99 | N.Y. JETS | 52 | 29 | 322 | 3 | 3 | 32t |
| Chad Henne | 12/27/09 | HOUSTON | 55 | 35 | 322 | 1 | 1 | 35 |
| Dan Marino | 10/14/84 | HOUSTON | 32 | 25 | 321 | 3 | 0 | 32 |
| Dan Marino | 10/6/91 | at New England | 38 | 25 | 321 | 2 | 0 | 34 |
| Dan Marino | 11/16/92 | BUFFALO | 33 | 22 | 321 | 2 | 1 | 55 |
| Dan Marino | 12/13/98 | N.Y. JETS | 57 | 30 | 321 | 1 | 1 | 31 |
| Dan Marino | 12/27/98 | at Atlanta | 36 | 21 | 320 | 1 | 2 | 50 |
| Jay Fiedler | 12/22/01 | at New England | 37 | 21 | 320 | 1 | 0 | 44 |
| Ryan Fitzpatrick | 12/29/19 | at New England | 41 | 28 | 320 | 1 | 0 | 28 |
| Ryan Tannehill | 9/15/13 | at Indianapolis | 34 | 23 | 319 | 1 | 0 | 67 |
| Ryan Tannehill | 9/25/16 | Cleveland | 39 | 25 | 319 | 3 | 2 | 42t |
| ** Dan Marino | 1/20/85 | vs. San Francisco | 50 | 29 | 318 | 1 | 2 | 30 |
| Trent Green | 9/23/07 | at N.Y. Jets | 36 | 23 | 318 | 1 | 1 | 43 |
| Tua Tagovailoa | 11/24/24 | NEW ENGLAND | 40 | 29 | 317 | 4 | 0 | 29 |
| Dan Marino | 10/21/84 | at New England | 39 | 24 | 316 | 4 | 1 | 28 |
| Tua Tagovailoa | 12/13/20 | KANSAS CITY | 48 | 28 | 316 | 2 | 1 | 29t |
| Cleo Lemon | 12/16/07 | BALTIMORE | 49 | 23 | 315 | 1 | 0 | 64t |
| Ryan Fitzpatrick | 10/4/20 | SEATTLE | 35 | 29 | 315 | 0 | 2 | 26 |
| Tua Tagovailoa | 9/14/25 | NEW ENGLAND | 32 | 26 | 315 | 2 | 1 | 47 |
| Chad Pennington | 10/26/08 | BALTIMORE | 30 | 22 | 314 | 1 | 0 | 64 |
| Dan Marino | 12/5/99 | INDIANAPOLIS | 38 | 24 | 313 | 3 | 1 | 33t |
| Dan Marino | 11/20/94 | at Pittsburgh | 45 | 31 | 312 | 1 | 1 | 45 |
| Ryan Tannehill | 12/15/13 | NEW ENGLAND | 37 | 25 | 312 | 3 | 0 | 39t |
| Dan Marino | 9/2/84 | at Washington | 28 | 21 | 311 | 5 | 0 | 74 |
| Dan Marino | 12/4/94 | BUFFALO | 42 | 25 | 311 | 3 | 3 | 45t |
| Jay Cutler | 11/5/17 | Oakland | 42 | 34 | 311 | 3 | 0 | 27 |
| Dan Marino | 12/7/97 | DETROIT | 39 | 24 | 310 | 2 | 1 | 27t |
| Jay Fiedler | 9/29/02 | at Kansas City | 45 | 29 | 310 | 1 | 4 | 38 |
| Ryan Tannehill | 11/24/13 | CAROLINA | 42 | 28 | 310 | 1 | 1 | 57 |
| Tua Tagovailoa | 12/25/22 | GREEN BAY | 25 | 16 | 310 | 1 | 3 | 84t |
| Tua Tagovailoa | 9/24/23 | DENVER | 26 | 23 | 309 | 4 | 0 | 54t |
| David Woodley | 9/27/81 | at Baltimore | 30 | 19 | 309 | 2 | 0 | 48 |
| Tua Tagovailoa | 10/8/23 | N.Y. GIANTS | 30 | 22 | 308 | 2 | 2 | 69t |
| John Stofa | 12/18/66 | HOUSTON | 38 | 22 | 307 | 4 | 2 | 48t |
| Dan Marino | 12/1/91 | TAMPA BAY | 32 | 20 | 307 | 2 | 0 | 51 |
| Chad Henne | 11/28/10 | at Oakland | 30 | 17 | 307 | 2 | 1 | 57t |
| Ryan Tannehill | 10/6/13 | BALTIMORE | 40 | 21 | 307 | 1 | 0 | 49 |
| Ryan Tannehill | 11/8/15 | at Buffalo | 35 | 26 | 307 | 0 | 0 | 46 |
| Bob Griese | 10/17/76 | KANSAS CITY | 35 | 25 | 306 | 1 | 2 | 39 |
| Chad Henne | 10/4/10 | NEW ENGLAND | 38 | 28 | 305 | 2 | 3 | 28t |
| Dan Marino | 12/4/88 | INDIANAPOLIS | 32 | 26 | 304 | 3 | 1 | 55 |
| Dan Marino | 11/30/86 | ATLANTA | 40 | 20 | 303 | 2 | 4 | 54t |
| Dan Marino | 10/25/87 | BUFFALO | 36 | 24 | 303 | 4 | 0 | 25t |
| A.J. Feeley | 12/5/04 | BUFFALO | 51 | 25 | 303 | 3 | 5 | 36 |
| Dan Marino | 10/20/85 | TAMPA BAY | 39 | 27 | 302 | 3 | 1 | 42 |
| Tua Tagovailoa | 11/6/22 | at Chicago | 30 | 21 | 302 | 3 | 0 | 39 |
| Dan Marino | 9/28/86 | SAN FRANCISCO | 46 | 27 | 301 | 1 | 4 | 24 |
| Dan Marino | 12/10/89 | NEW ENGLAND | 32 | 21 | 300 | 0 | 1 | 36 |
| Ryan Tannehill | 10/29/15 | at New England | 44 | 28 | 300 | 0 | 2 | 29 |



DOLPHINS OUTSTANDING PERFORMANCES

GAMES OF 100+ RECEIVING YARDS

| PLAYER | DATE | OPPONENT | NO. | YDS. | TD | LG |
|----------------------|-----------------|-------------------------|-----------|------------|----------|------------|
| Brian Hartline | 9/30/12 | at Arizona | 12 | 253 | 1 | 80t |
| Chris Chambers | 12/4/05 | BUFFALO | 15 | 238 | 1 | 57 |
| Mark Duper | 11/10/85 | N.Y. JETS | 8 | 217 | 2 | 60t |
| Tyreek Hill | 9/10/23 | at L.A. Chargers | 11 | 215 | 2 | 47 |
| Irving Fryar | 9/4/94 | NEW ENGLAND | 5 | 211 | 3 | 54t |
| Nat Moore | 10/4/81 | N.Y. JETS | 7 | 210 | 2 | 52 |
| Mark Duper | 10/9/83 | BUFFALO | 7 | 202 | 2 | 63 |
| Tyreek Hill | 9/18/22 | at Baltimore | 11 | 190 | 2 | 60t |
| Tyreek Hill | 10/30/22 | at Detroit | 12 | 188 | 0 | 42 |
| Tyreek Hill | 10/8/23 | N.Y. GIANTS | 8 | 181 | 1 | 69t |
| Duriel Harris | 10/28/79 | GREEN BAY | 10 | 180 | 1 | 37t |
| Kenny Stills | 11/19/17 | TAMPA BAY | 7 | 180 | 1 | 61t |
| Mark Duper | 9/2/84 | at Washington | 6 | 178 | 2 | 74t |
| Mark Clayton | 12/2/84 | L.A. RAIDERS | 9 | 177 | 2 | 64t |
| Tyreek Hill | 10/16/22 | MINNESOTA | 12 | 177 | 0 | 28 |
| Ted Ginn, Jr. | 10/26/08 | BUFFALO | 7 | 175 | 0 | 64 |
| Mark Clayton | 9/21/86 | at N.Y. Jets | 8 | 174 | 1 | 42 |
| Mark Duper | 9/23/84 | INDIANAPOLIS | 7 | 173 | 2 | 80t |
| Jaylen Waddle | 9/18/22 | at Baltimore | 11 | 171 | 2 | 59 |
| Mark Duper | 12/20/87 | WASHINGTON | 6 | 170 | 3 | 59t |
| Tony Martin | 10/10/99 | at Indianapolis | 10 | 166 | 1 | 40 |
| Brandon Marshall | 9/26/10 | N.Y. JETS | 10 | 166 | 1 | 40 |
| Duriel Harris | 10/25/81 | at Dallas | 6 | 165 | 0 | 45 |
| Jarvis Landry | 11/29/15 | at N.Y. Jets | 13 | 165 | 1 | 40 |
| Jimmy Cefalo | 10/25/81 | at Dallas | 5 | 164 | 1 | 69t |
| Mark Duper | 9/30/84 | at St. Louis | 8 | 164 | 0 | 51 |
| Tyreek Hill | 10/15/23 | CAROLINA | 6 | 163 | 1 | 47 |
| Bo Roberson | 12/4/66 | at Denver | 6 | 161 | 0 | 71 |
| Irving Fryar | 9/25/94 | at Minnesota | 6 | 160 | 0 | 43 |
| Tyreek Hill | 9/29/22 | at Cincinnati | 10 | 160 | 0 | 64 |
| DeVante Parker | 12/1/19 | PHILADELPHIA | 7 | 159 | 2 | 43t |
| Tyreek Hill | 9/24/23 | DENVER | 9 | 157 | 1 | 54t |
| Tyreek Hill | 12/3/23 | at Washington | 5 | 157 | 2 | 78t |
| Paul Warfield | 11/14/71 | PITTSBURGH | 3 | 158 | 3 | 86t |
| Mark Duper | 11/4/84 | at N.Y. Jets | 7 | 155 | 0 | 54 |
| Albert Wilson | 10/14/18 | CHICAGO | 6 | 155 | 2 | 75t |
| Mark Duper | 9/21/86 | at N.Y. Jets | 7 | 154 | 2 | 46t |
| * O.J. McDuffie | 12/30/95 | at Buffalo | 11 | 154 | 1 | 31 |
| Mark Clayton | 10/23/88 | N.Y. JETS | 10 | 153 | 2 | 45t |
| Oronde Gadsden | 12/27/98 | at Atlanta | 9 | 153 | 0 | 50 |
| Chris Chambers | 12/28/03 | N.Y. JETS | 9 | 153 | 1 | 24 |
| Mark Clayton | 12/17/84 | DALLAS | 4 | 150 | 3 | 63t |
| * Mark Duper | 1/6/85 | PITTSBURGH | 5 | 148 | 2 | 41t |
| Terry Kirby | 12/19/93 | Buffalo | 9 | 148 | 1 | 30t |
| Paul Warfield | 9/19/71 | at Denver | 6 | 146 | 1 | 36 |
| Chris Chambers | 1/2/05 | at Baltimore | 4 | 146 | 1 | 76t |
| Tyreek Hill | 12/4/22 | at San Francisco | 9 | 146 | 1 | 45t |
| Tyreek Hill | 11/19/23 | LAS VEGAS | 10 | 146 | 1 | 38t |
| Duriel Harris | 11/8/81 | at New England | 8 | 145 | 0 | 55 |
| Mark Duper | 12/14/86 | at L.A. Rams | 5 | 145 | 3 | 69t |
| Nat Moore | 12/17/77 | BUFFALO | 5 | 144 | 1 | 67 |
| Jaylen Waddle | 11/24/24 | NEW ENGLAND | 8 | 144 | 1 | 29 |
| Mark Clayton | 9/30/84 | at St. Louis | 5 | 143 | 1 | 42 |
| Mark Clayton | 9/7/86 | at San Diego | 5 | 143 | 2 | 49t |
| Brandon Marshall | 12/24/11 | at New England | 6 | 143 | 1 | 47 |
| Tyreek Hill | 11/6/22 | at Chicago | 7 | 143 | 1 | 39 |
| Jaylen Waddle | 12/25/22 | GREEN BAY | 5 | 143 | 1 | 84t |
| Jaylen Waddle | 12/17/23 | N.Y. JETS | 8 | 142 | 1 | 60t |
| Otto Stowe | 11/27/72 | ST. LOUIS | 6 | 140 | 2 | 37t |
| * Paul Warfield | 12/25/71 | at Kansas City | 7 | 140 | 0 | 42 |
| Paul Warfield | 11/17/74 | BUFFALO | 4 | 139 | 1 | 54 |
| Fred Barnett | 12/8/96 | N.Y. GIANTS | 4 | 139 | 0 | 66 |
| Brandon Marshall | 9/12/11 | New England | 7 | 139 | 0 | 31 |
| Mark Clayton | 9/1/91 | at Buffalo | 6 | 138 | 2 | 43t |
| Chris Chambers | 12/15/02 | OAKLAND | 7 | 138 | 0 | 40 |
| Patrick Cobbs | 10/12/08 | at Houston | 3 | 138 | 2 | 80t |
| O.J. McDuffie | 10/27/97 | CHICAGO | 7 | 137 | 0 | 55 |
| DeVante Parker | 12/29/19 | at New England | 8 | 137 | 0 | 28 |
| Jaylen Waddle | 11/28/21 | CAROLINA | 9 | 137 | 1 | 57 |
| Lamar Thomas | 12/21/98 | DENVER | 6 | 136 | 3 | 56t |
| O.J. McDuffie | 9/7/97 | TENNESSEE | 8 | 135 | 0 | 50 |
| Jarvis Landry | 9/18/16 | at New England | 10 | 135 | 0 | 33 |
| Kenny Stills | 12/9/18 | NEW ENGLAND | 8 | 135 | 1 | 43 |



DOLPHINS OUTSTANDING PERFORMANCES

GAMES OF 100+ RECEIVING YARDS

| PLAYER | DATE | OPPONENT | NO. | YDS. | TD | LG |
|----------------------|-----------------|---------------------|----------|------------|----------|------------|
| DeVante Parker | 11/17/19 | BUFFALO | 7 | 135 | 0 | 50 |
| Mark Duper | 10/30/83 | L.A. RAMS | 7 | 134 | 1 | 46t |
| Mark Duper | 12/9/91 | CINCINNATI | 7 | 134 | 1 | 43t |
| DeVante Parker | 10/25/18 | at Houston | 6 | 134 | 0 | 46 |
| Paul Warfield | 12/10/72 | at N.Y. Giants | 4 | 132 | 1 | 44 |
| Mark Duper | 10/23/88 | N.Y. JETS | 6 | 132 | 0 | 56 |
| O.J. McDuffie | 11/8/98 | INDIANAPOLIS | 9 | 132 | 2 | 61t |
| Mike Gesicki | 9/20/20 | BUFFALO | 8 | 130 | 1 | 27 |
| Tyreek Hill | 9/8/24 | JACKSONVILLE | 7 | 130 | 1 | 80t |
| Mark Duper | 10/15/89 | at Cincinnati | 5 | 129 | 0 | 41 |
| Davone Bess | 11/25/12 | Seattle | 7 | 129 | 0 | 39 |
| Jaylen Waddle | 10/16/22 | MINNESOTA | 6 | 129 | 0 | 49 |
| Bo Roberson | 9/18/66 | at Buffalo | 5 | 128 | 1 | 54t |
| Marlin Briscoe | 11/12/72 | NEW ENGLAND | 4 | 128 | 2 | 51t |
| Mark Clayton | 12/3/89 | at Kansas City | 9 | 128 | 1 | 47 |
| Chris Chambers | 10/24/04 | ST. LOUIS | 3 | 128 | 1 | 71t |
| Duriel Harris | 10/9/77 | at Baltimore | 4 | 127 | 0 | 47 |
| Nat Moore | 9/30/79 | at N.Y. Jets | 8 | 127 | 1 | 36 |
| Mark Clayton | 12/9/84 | at Indianapolis | 9 | 127 | 1 | 32 |
| Brandon Marshall | 10/17/10 | at Green Bay | 10 | 127 | 0 | 23 |
| Brian Hartline | 12/1/13 | at N.Y. Jets | 9 | 127 | 1 | 31t |
| Mike Wallace | 11/24/13 | CAROLINA | 5 | 127 | 1 | 57 |
| Jack Clancy | 12/3/67 | at Houston | 7 | 126 | 1 | 44t |
| * Paul Warfield | 1/2/72 | BALTIMORE | 2 | 125 | 1 | 75t |
| Mark Clayton | 11/12/89 | at N.Y. Jets | 4 | 125 | 1 | 78t |
| Mark Duper | 10/7/90 | N.Y. JETS | 5 | 125 | 2 | 69t |
| Howard Twilley | 11/3/68 | at San Diego | 7 | 124 | 1 | 38 |
| Nat Moore | 10/10/76 | at Baltimore | 3 | 124 | 1 | 67t |
| Chris Chambers | 12/22/01 | at New England | 7 | 124 | 0 | 44 |
| Mark Duper | 9/13/87 | at New England | 9 | 123 | 2 | 26 |
| Oronde Gadsden | 10/10/99 | at Indianapolis | 4 | 123 | 1 | 62 |
| Marty Booker | 10/10/04 | at New England | 7 | 123 | 0 | 45 |
| Davone Bess | 9/30/12 | at Arizona | 7 | 123 | 0 | 21 |
| Paul Warfield | 10/10/70 | at N.Y. Jets | 5 | 122 | 1 | 40 |
| Mark Clayton | 11/3/85 | at New England | 7 | 122 | 0 | 39 |
| Mark Clayton | 10/29/89 | at Buffalo | 7 | 122 | 1 | 44t |
| Mel Baker | 12/15/74 | NEW ENGLAND | 4 | 121 | 2 | 46t |
| Nat Moore | 9/23/79 | CHICAGO | 5 | 121 | 0 | 36 |
| Mark Duper | 11/20/83 | BALTIMORE | 5 | 121 | 1 | 85t |
| O.J. McDuffie | 10/20/96 | at Philadelphia | 7 | 121 | 2 | 36 |
| Chris Chambers | 12/11/05 | at San Diego | 8 | 121 | 2 | 35t |
| Chris Chambers | 12/3/06 | JACKSONVILLE | 8 | 121 | 0 | 46 |
| Jaylen Waddle | 10/29/23 | NEW ENGLAND | 7 | 121 | 1 | 31t |
| Paul Warfield | 10/3/70 | OAKLAND | 3 | 120 | 2 | 54t |
| Tony Nathan | 9/29/85 | at Denver | 10 | 120 | 0 | 73 |
| Tony Martin | 9/10/00 | at Minnesota | 6 | 120 | 0 | 44 |
| Rishard Matthews | 11/11/13 | at Tampa Bay | 11 | 120 | 2 | 19t |
| Jarvis Landry | 9/25/16 | Cleveland | 7 | 120 | 1 | 42t |
| Duriel Harris | 11/18/79 | at Cleveland | 4 | 119 | 0 | 51 |
| Fred Banks | 12/10/89 | NEW ENGLAND | 6 | 119 | 0 | 36 |
| Oronde Gadsden | 10/23/00 | at N.Y. Jets | 7 | 119 | 0 | 29 |
| DeVante Parker | 11/29/20 | at N.Y. Jets | 8 | 119 | 0 | 25 |
| Tony Nathan | 9/28/80 | NEW ORLEANS | 7 | 118 | 0 | 22 |
| Mark Duper | 10/16/88 | SAN DIEGO | 7 | 118 | 1 | 51 |
| Fred Banks | 12/12/88 | CLEVELAND | 6 | 118 | 0 | 46 |
| * O.J. McDuffie | 1/9/99 | at Denver | 9 | 118 | 0 | 23 |
| Tony Martin | 10/17/99 | at New England | 7 | 118 | 1 | 69t |
| Chris Chambers | 9/7/03 | HOUSTON | 7 | 118 | 2 | 57t |
| Duriel Harris | 9/9/79 | SEATTLE | 5 | 117 | 0 | 51 |
| * Mark Duper | 12/31/83 | SEATTLE | 9 | 117 | 1 | 32t |
| Ferrell Edmunds | 11/27/88 | at N.Y. Jets | 2 | 117 | 1 | 80t |
| Mark Ingram | 11/27/94 | at N.Y. Jets | 9 | 117 | 4 | 28t |
| Davone Bess | 12/6/09 | NEW ENGLAND | 10 | 117 | 1 | 19 |
| Duriel Harris | 11/12/76 | BALTIMORE | 5 | 116 | 0 | 44 |
| Duriel Harris | 11/25/79 | at Baltimore | 7 | 116 | 2 | 31t |
| Mark Clayton | 11/27/88 | at N.Y. Jets | 7 | 116 | 2 | 31t |
| Oronde Gadsden | 11/25/01 | at Buffalo | 8 | 116 | 0 | 42 |
| DeVante Parker | 1/3/21 | at Buffalo | 7 | 116 | 0 | 31 |
| Mark Duper | 11/30/86 | ATLANTA | 4 | 115 | 1 | 54t |
| Marty Booker | 11/23/06 | at Detroit | 7 | 115 | 2 | 48 |
| Mike Wallace | 9/15/13 | at Indianapolis | 9 | 115 | 1 | 34 |
| Rishard Matthews | 9/20/15 | at Jacksonville | 6 | 115 | 0 | 48 |
| Mike Gesicki | 10/17/21 | at Jacksonville | 8 | 115 | 0 | 32 |



DOLPHINS OUTSTANDING PERFORMANCES

GAMES OF 100+ RECEIVING YARDS

| PLAYER | DATE | OPPONENT | NO. | YDS. | TD | LG |
|----------------------|-----------------|---------------------|-----------|------------|----------|------------|
| Tyreek Hill | 12/8/24 | N.Y. JETS | 10 | 115 | 1 | 21 |
| Jack Clancy | 11/19/67 | at Oakland | 8 | 114 | 0 | 39 |
| Nat Moore | 9/25/77 | at San Francisco | 3 | 114 | 2 | 73t |
| Duriel Harris | 11/30/81 | PHILADELPHIA | 9 | 114 | 1 | 39 |
| * Tony Nathan | 1/2/82 | SAN DIEGO | 9 | 114 | 1 | 32 |
| Freddie Solomon | 12/5/76 | BUFFALO | 5 | 114 | 1 | 53t |
| * Tony Nathan | 1/6/85 | PITTSBURGH | 8 | 114 | 0 | 30 |
| Oronde Gadsden | 1/2/00 | at Washington | 9 | 114 | 1 | 26 |
| Brian Hartline | 9/8/13 | at Cleveland | 9 | 114 | 1 | 34t |
| Charles Clay | 12/21/14 | MINNESOTA | 6 | 114 | 0 | 41 |
| Jaylen Waddle | 12/17/22 | at Buffalo | 3 | 114 | 1 | 67t |
| Jaylen Waddle | 11/24/23 | at N.Y. Jets | 8 | 114 | 0 | 32 |
| Joe Auer | 9/17/67 | DENVER | 2 | 113 | 1 | 68t |
| Marlin Briscoe | 9/15/74 | at New England | 9 | 113 | 1 | 20 |
| Nat Moore | 11/2/75 | at Chicago | 4 | 113 | 1 | 79t |
| Mark Duper | 9/24/89 | N.Y. JETS | 6 | 113 | 0 | 26 |
| * Mark Duper | 1/12/91 | at Buffalo | 3 | 113 | 1 | 64t |
| Irving Fryar | 11/20/94 | at Pittsburgh | 6 | 113 | 0 | 45 |
| Irving Fryar | 9/10/95 | at New England | 3 | 113 | 2 | 67t |
| Chris Chambers | 11/11/01 | at Indianapolis | 3 | 113 | 2 | 74t |
| Rishard Matthews | 9/27/15 | BUFFALO | 6 | 113 | 2 | 46t |
| Jonnu Smith | 11/28/24 | at Green Bay | 10 | 113 | 0 | 16 |
| Irving Fryar | 11/13/94 | CHICAGO | 9 | 112 | 0 | 21 |
| Tyreek Hill | 10/29/23 | NEW ENGLAND | 8 | 112 | 1 | 42t |
| James McKnight | 11/24/02 | SAN DIEGO | 3 | 111 | 1 | 77 |
| Davone Bess | 11/28/10 | at Oakland | 6 | 111 | 0 | 29 |
| Greg Camarillo | 11/2/08 | at Denver | 11 | 111 | 0 | 23 |
| Brian Hartline | 9/16/12 | Oakland | 9 | 111 | 0 | 21 |
| Jarvis Landry | 12/27/15 | Indianapolis | 7 | 111 | 0 | 26 |
| DeVante Parker | 12/22/19 | CINCINNATI | 5 | 111 | 1 | 51 |
| Frank Jackson | 12/18/66 | HOUSTON | 4 | 110 | 1 | 48t |
| Mark Clayton | 10/7/84 | at Pittsburgh | 5 | 110 | 0 | 33 |
| Jaylen Waddle | 10/5/25 | at Carolina | 6 | 110 | 1 | 46 |
| Mark Duper | 11/2/86 | HOUSTON | 2 | 110 | 1 | 85t |
| Jim Jensen | 11/6/88 | at New England | 12 | 110 | 0 | 17 |
| Scott Schwedes | 12/18/88 | at Pittsburgh | 4 | 110 | 0 | 42 |
| Tony Martin | 10/4/93 | Washington | 4 | 110 | 1 | 80t |
| Irving Fryar | 12/4/94 | BUFFALO | 5 | 110 | 2 | 45t |
| Irving Fryar | 9/3/95 | N.Y. JETS | 5 | 110 | 2 | 50t |
| O.J. McDuffie | 11/23/97 | at New England | 9 | 110 | 0 | 27 |
| Marty Booker | 10/22/06 | GREEN BAY | 7 | 110 | 1 | 40 |
| Greg Camarillo | 12/13/09 | at Jacksonville | 7 | 110 | 0 | 24 |
| Jarvis Landry | 9/20/15 | at Jacksonville | 8 | 110 | 0 | 36 |
| DeVante Parker | 10/4/20 | SEATTLE | 10 | 110 | 0 | 21 |
| Tyreek Hill | 9/14/25 | NEW ENGLAND | 6 | 109 | 0 | 47 |
| Jim Kick | 10/26/69 | BUFFALO | 3 | 109 | 1 | 53t |
| Duriel Harris | 9/11/83 | NEW ENGLAND | 4 | 109 | 1 | 64t |
| Nat Moore | 9/29/85 | at Denver | 5 | 109 | 1 | 69t |
| Mark Clayton | 10/19/86 | L.A. RAIDERS | 4 | 109 | 1 | 68t |
| Mark Duper | 11/16/86 | at Buffalo | 7 | 109 | 1 | 27t |
| * Keith Jackson | 1/8/95 | at San Diego | 8 | 109 | 2 | 31 |
| Tony Martin | 12/5/99 | INDIANAPOLIS | 6 | 109 | 1 | 33t |
| Chris Chambers | 9/16/07 | DALLAS | 9 | 109 | 0 | 24 |
| Greg Camarillo | 12/16/07 | BALTIMORE | 3 | 109 | 1 | 64t |
| Brandon Marshall | 10/17/11 | at N.Y. Jets | 6 | 109 | 0 | 46 |
| Charles Clay | 9/15/13 | at Indianapolis | 5 | 109 | 0 | 67 |
| Jaylen Waddle | 9/8/24 | JACKSONVILLE | 5 | 109 | 0 | 63 |
| Paul Warfield | 10/31/71 | at L.A. Rams | 3 | 108 | 1 | 74t |
| Mark Clayton | 12/12/88 | CLEVELAND | 8 | 108 | 2 | 21 |
| O.J. McDuffie | 11/6/94 | INDIANAPOLIS | 7 | 108 | 1 | 28t |
| Ted Ginn, Jr. | 9/21/09 | INDIANAPOLIS | 11 | 108 | 0 | 21 |
| Jarvis Landry | 12/17/16 | at N.Y. Jets | 3 | 108 | 1 | 66t |
| Mark Duper | 12/2/85 | CHICAGO | 5 | 107 | 0 | 52 |
| Scott Schwedes | 11/12/89 | at N.Y. Jets | 3 | 107 | 1 | 65t |
| Terry Kirby | 12/13/93 | Pittsburgh | 7 | 107 | 0 | 47 |
| Anthony Fasano | 11/14/10 | TENNESSEE | 5 | 107 | 1 | 31 |
| Brian Hartline | 11/4/12 | at Indianapolis | 8 | 107 | 0 | 35 |
| Jakeem Grant Sr. | 12/24/17 | at Kansas City | 4 | 107 | 1 | 65t |
| Larry Seiple | 11/16/69 | at Buffalo | 8 | 106 | 0 | 25 |
| Nat Moore | 10/17/76 | KANSAS CITY | 5 | 106 | 0 | 39 |
| * Duriel Harris | 1/2/82 | SAN DIEGO | 6 | 106 | 0 | 34 |
| Mark Clayton | 10/28/84 | BUFFALO | 3 | 106 | 2 | 65t |
| Mark Clayton | 9/15/85 | INDIANAPOLIS | 8 | 106 | 1 | 26 |



DOLPHINS OUTSTANDING PERFORMANCES

GAMES OF 100+ RECEIVING YARDS

| PLAYER | DATE | OPPONENT | NO. | YDS. | TD | LG |
|----------------------|-----------------|---------------------|----------|------------|----------|------------|
| Tony Martin | 12/1/91 | TAMPA BAY | 5 | 106 | 1 | 51 |
| Mark Duper | 12/15/91 | at San Diego | 8 | 106 | 0 | 39 |
| O.J. McDuffie | 11/10/96 | INDIANAPOLIS | 6 | 106 | 1 | 36 |
| Charles Jordan | 11/30/97 | at Oakland | 5 | 106 | 2 | 44t |
| Brandon Marshall | 12/19/10 | BUFFALO | 11 | 106 | 1 | 16 |
| Brandon Marshall | 11/6/11 | at Kansas City | 8 | 106 | 1 | 30 |
| DeVante Parker | 1/3/16 | NEW ENGLAND | 5 | 106 | 1 | 46 |
| DeVante Parker | 9/18/16 | at New England | 8 | 106 | 0 | 28 |
| Kenny Stills | 9/9/18 | TENNESSEE | 4 | 106 | 2 | 75t |
| Jaylen Waddle | 10/30/22 | at Detroit | 8 | 106 | 2 | 29t |
| Preston Williams | 10/11/20 | at San Francisco | 4 | 106 | 1 | 47 |
| Nat Moore | 11/4/84 | at N.Y. Jets | 5 | 105 | 1 | 37t |
| Andre Brown | 10/29/89 | at Buffalo | 5 | 105 | 1 | 44t |
| O.J. McDuffie | 12/13/98 | N.Y. JETS | 11 | 105 | 1 | 20 |
| Mike Wallace | 10/6/13 | BALTIMORE | 7 | 105 | 0 | 49 |
| Mike Wallace | 12/15/13 | NEW ENGLAND | 6 | 105 | 1 | 39 |
| Tyreek Hill | 12/29/24 | at Cleveland | 9 | 105 | 0 | 25 |
| Joe Auer | 11/27/66 | NEW ENGLAND | 5 | 104 | 1 | 22 |
| Karl Noonan | 9/14/68 | HOUSTON | 7 | 104 | 1 | 44 |
| Paul Warfield | 10/3/71 | N.Y. JETS | 4 | 104 | 0 | — |
| Paul Warfield | 9/15/74 | at New England | 5 | 104 | 0 | 39 |
| Howard Twilley | 10/17/76 | KANSAS CITY | 8 | 104 | 1 | 20 |
| Mark Clayton | 12/13/87 | at Philadelphia | 7 | 104 | 2 | 21 |
| Tony Martin | 10/13/91 | at Kansas City | 4 | 104 | 0 | 54 |
| Chris Chambers | 11/7/04 | ARIZONA | 7 | 104 | 0 | 30 |
| Marty Booker | 9/11/05 | DENVER | 5 | 104 | 1 | 60t |
| Mike Wallace | 12/14/14 | at New England | 5 | 104 | 1 | 50 |
| Paul Warfield | 12/15/73 | DETROIT | 6 | 103 | 4 | 29 |
| Irving Fryar | 9/26/93 | at Buffalo | 7 | 103 | 1 | 36t |
| Mark Ingram | 10/31/93 | Kansas city | 4 | 103 | 1 | 77t |
| Irving Fryar | 11/7/93 | at N. Y. Jets | 6 | 103 | 1 | 65t |
| Irving Fryar | 11/27/94 | at N.Y. Jets | 5 | 103 | 0 | 25 |
| Oronde Gadsden | 12/5/99 | INDIANAPOLIS | 6 | 103 | 1 | 24t |
| Chris Chambers | 11/21/04 | at Seattle | 9 | 103 | 1 | 28 |
| Marty Booker | 12/10/06 | NEW ENGLAND | 8 | 103 | 1 | 32t |
| Brandon Marshall | 11/24/11 | at Dallas | 5 | 103 | 1 | 39 |
| DeVante Parker | 11/13/16 | at San Diego | 5 | 103 | 0 | 56 |
| Jarvis Landry | 12/11/16 | ARIZONA | 4 | 103 | 0 | 71 |
| Tyreek Hill | 12/25/22 | GREEN BAY | 4 | 103 | 0 | 52 |
| Jack Clancy | 10/8/67 | KANSAS CITY | 6 | 102 | 0 | 28 |
| Larry Seiple | 11/2/69 | at N.Y. Jets | 7 | 102 | 2 | 29t |
| Nat Moore | 11/9/75 | N.Y. JETS | 4 | 102 | 0 | 63 |
| Nat Moore | 12/15/79 | N.Y. JETS | 5 | 102 | 0 | 34 |
| Tony Nathan | 11/20/80 | SAN DIEGO | 7 | 102 | 1 | 20 |
| Mark Duper | 9/28/86 | SAN FRANCISCO | 7 | 102 | 0 | 24 |
| Mark Duper | 10/5/86 | at New England | 4 | 102 | 0 | 45 |
| Mark Clayton | 12/10/89 | NEW ENGLAND | 6 | 102 | 0 | 34 |
| Mark Clayton | 12/24/89 | KANSAS CITY | 6 | 102 | 1 | 35 |
| O.J. McDuffie | 11/29/98 | NEW ORLEANS | 9 | 102 | 3 | 22t |
| Tony Martin | 12/27/99 | N.Y. JETS | 6 | 102 | 1 | 32t |
| Oronde Gadsden | 11/4/01 | CAROLINA | 5 | 102 | 0 | 61 |
| Chris Chambers | 9/29/02 | at Kansas City | 6 | 102 | 0 | 38 |
| Randy McMichael | 10/19/03 | NEW ENGLAND | 8 | 102 | 0 | 22 |
| Marty Booker | 11/13/05 | NEW ENGLAND | 5 | 102 | 0 | 35 |
| Brandon Marshall | 12/26/10 | DETROIT | 10 | 102 | 0 | 14 |
| * Jarvis Landry | 1/8/17 | at Pittsburgh | 11 | 102 | 0 | 17 |
| Jaylen Waddle | 9/25/22 | BUFFALO | 4 | 102 | 0 | 45 |
| Tyreek Hill | 11/24/23 | at N.Y. Jets | 9 | 102 | 1 | 35 |
| Jim Mandich | 9/29/74 | at San Diego | 4 | 101 | 0 | 44 |
| * Tony Nathan | 1/4/86 | CLEVELAND | 10 | 101 | 0 | 39 |
| Tony Nathan | 9/28/86 | SAN FRANCISCO | 10 | 101 | 0 | 18 |
| Mark Duper | 10/19/86 | L.A. RAIDERS | 5 | 101 | 0 | 44 |
| Tony Martin | 9/13/99 | at Denver | 4 | 101 | 0 | 40 |
| Chris Chambers | 11/25/01 | at Buffalo | 5 | 101 | 2 | 32t |
| Chris Chambers | 11/27/05 | at Oakland | 6 | 101 | 0 | 24 |
| Chris Chambers | 9/23/07 | at N.Y. Jets | 6 | 101 | 0 | 26 |
| Jonnu Smith | 11/17/24 | LAS VEGAS | 6 | 101 | 2 | 57t |
| Mark Duper | 11/1/87 | PITTSBURGH | 5 | 100 | 1 | 50t |
| Mark Clayton | 9/29/91 | at N.Y. Jets | 7 | 100 | 1 | 25 |
| Mark Duper | 11/16/92 | BUFFALO | 5 | 100 | 0 | 55 |
| Keith Jackson | 9/18/94 | N.Y. JETS | 6 | 100 | 0 | 35 |
| Charles Jordan | 9/14/97 | at Green Bay | 4 | 100 | 1 | 44 |
| Kenny Stills | 10/23/16 | BUFFALO | 5 | 100 | 1 | 66t |



DOLPHINS OUTSTANDING PERFORMANCES

| GAMES OF 100+ RUSHING YARDS | | | | | | |
|-----------------------------|-----------------|----------------------|-----------|------------|----------|------------|
| PLAYER | DATE | OPPONENT | ATT. | YDS. | TD | LG |
| Ricky Williams | 12/1/02 | at Buffalo | 27 | 228 | 2 | 55t |
| Ricky Williams | 12/9/02 | CHICAGO | 31 | 216 | 2 | 63t |
| Jay Ajayi | 10/23/16 | BUFFALO | 28 | 214 | 1 | 53 |
| * Lamar Smith | 12/30/00 | INDIANAPOLIS | 40 | 209 | 2 | 24 |
| Jay Ajayi | 12/24/16 | at Buffalo | 32 | 206 | 1 | 57 |
| Jay Ajayi | 10/16/16 | PITTSBURGH | 25 | 204 | 2 | 62t |
| De'Von Achane | 9/24/23 | DENVER | 18 | 203 | 2 | 67t |
| Reggie Bush | 12/18/11 | at Buffalo | 25 | 203 | 1 | 76t |
| + Mercury Morris | 9/30/73 | NEW ENGLAND | 15 | 197 | 3 | 70t |
| Ricky Williams | 12/29/02 | at New England | 31 | 185 | 2 | 30 |
| Lamar Miller | 12/28/14 | N.Y. JETS | 19 | 178 | 1 | 97t |
| Lamar Miller | 10/25/15 | HOUSTON | 14 | 175 | 1 | 85t |
| Gary Davis | 12/17/77 | BUFFALO | 26 | 172 | 1 | 60t |
| Ricky Williams | 12/24/05 | TENNESSEE | 26 | 172 | 1 | 35 |
| Reggie Bush | 9/16/12 | Oakland | 26 | 172 | 2 | 65t |
| Troy Stradford | 11/22/87 | at Dallas | 17 | 169 | 1 | 51 |
| Sammie Smith | 9/9/90 | at New England | 23 | 159 | 1 | 27 |
| Lamar Smith | 1/6/02 | BUFFALO | 30 | 158 | 1 | 25 |
| Ronnie Brown | 11/5/06 | at Chicago | 29 | 157 | 0 | 27 |
| Lamar Smith | 10/23/00 | at N.Y. Jets | 23 | 155 | 2 | 68t |
| Ricky Williams | 9/21/03 | BUFFALO | 42 | 153 | 1 | 21 |
| Karim Abdul-Jabbar | 12/22/96 | at N.Y. Jets | 30 | 152 | 1 | 17t |
| Abner Haynes | 9/17/67 | DENVER | 12 | 151 | 2 | 65t |
| Delvin Williams | 11/9/80 | at Los Angeles | 12 | 151 | 0 | 65 |
| Ricky Williams | 9/22/02 | N.Y. JETS | 24 | 151 | 1 | 53t |
| De'Von Achane | 10/8/23 | N.Y. GIANTS | 11 | 151 | 1 | 76t |
| Bernie Parmalee | 10/16/94 | L.A. RAIDERS | 30 | 150 | 0 | 26 |
| Lorenzo Hampton | 11/24/86 | N.Y. JETS | 19 | 148 | 2 | 54t |
| Mark Higgs | 9/1/91 | at Buffalo | 30 | 146 | 1 | 20 |
| ** Larry Csonka | 1/13/74 | vs. Minnesota | 33 | 145 | 2 | 14t |
| Lamar Smith | 9/3/00 | SEATTLE | 27 | 145 | 1 | 36 |
| Mercury Morris | 11/11/73 | BALTIMORE | 12 | 144 | 2 | 53t |
| Delvin Williams | 11/12/78 | at Buffalo | 26 | 144 | 2 | 26t |
| Lamar Smith | 10/7/01 | NEW ENGLAND | 29 | 144 | 1 | 17 |
| Ricky Williams | 11/24/02 | SAN DIEGO | 29 | 143 | 2 | 19 |
| Leroy Harris | 12/5/77 | BALTIMORE | 17 | 140 | 1 | 77t |
| Benny Malone | 10/9/77 | at Baltimore | 12 | 139 | 2 | 62t |
| Larry Csonka | 10/24/71 | at N.Y. Jets | 20 | 137 | 2 | 21t |
| Ronnie Brown | 9/21/09 | INDIANAPOLIS | 24 | 136 | 2 | 19 |
| Raheem Mostert | 12/17/22 | at Buffalo | 17 | 136 | 0 | 67 |
| Delvin Williams | 9/17/78 | BUFFALO | 24 | 135 | 1 | 18t |
| Ronnie Brown | 9/30/07 | OAKLAND | 15 | 134 | 1 | 60 |
| Knowshon Moreno | 9/7/14 | NEW ENGLAND | 24 | 134 | 1 | 15 |
| Ricky Williams | 9/15/02 | at Indianapolis | 24 | 132 | 0 | 19 |
| Ronnie Brown | 9/25/05 | CAROLINA | 23 | 132 | 1 | 58 |
| Mark Higgs | 12/1/91 | TAMPA BAY | 25 | 131 | 1 | 19t |
| Jay Ajayi | 10/15/17 | at Atlanta | 26 | 130 | 0 | 18 |
| Andra Franklin | 12/5/82 | MINNESOTA | 28 | 129 | 1 | 12t |
| Bernie Parmalee | 12/12/94 | KANSAS CITY | 19 | 127 | 1 | 47t |
| Karim Abdul-Jabbar | 11/15/98 | at Carolina | 25 | 127 | 1 | 30 |
| Ronnie Brown | 10/15/06 | at N.Y. Jets | 22 | 127 | 1 | 26 |
| Mercury Morris | 10/5/75 | at Green Bay | 31 | 125 | 0 | 11 |
| Lamar Smith | 11/5/00 | at Detroit | 24 | 125 | 2 | 46t |
| Ricky Williams | 9/14/03 | at N.Y. Jets | 34 | 125 | 1 | 22 |
| Ronnie Brown | 10/5/08 | SAN DIEGO | 24 | 125 | 1 | 13 |
| Mercury Morris | 10/26/75 | at Buffalo | 20 | 124 | 0 | 35 |
| Karim Abdul-Jabbar | 9/15/96 | N.Y. JETS | 23 | 124 | 2 | 29 |
| Jesse Chatman | 11/11/07 | BUFFALO | 27 | 124 | 0 | 23 |
| Larry Csonka | 12/2/74 | CINCINNATI | 24 | 123 | 0 | 24 |
| Sammie Smith | 11/5/89 | Indianapolis | 25 | 123 | 0 | 25 |
| Bernie Parmalee | 10/30/94 | at New England | 25 | 123 | 0 | 17 |
| Sammy Morris | 12/10/06 | NEW ENGLAND | 25 | 123 | 1 | 44 |
| Kalen Ballage | 12/16/18 | at Minnesota | 12 | 123 | 1 | 75t |
| Jay Ajayi | 9/17/17 | at L.A. Chargers | 28 | 122 | 0 | 20 |
| Salvon Ahmed | 12/20/20 | NEW ENGLAND | 22 | 122 | 1 | 31 |
| Larry Csonka | 11/9/69 | at Boston | 16 | 121 | 1 | 54t |
| Jim Kiick | 10/24/71 | at N.Y. Jets | 17 | 121 | 0 | 24 |
| Raheem Mostert | 9/17/23 | at New England | 18 | 121 | 2 | 43t |
| De'Von Achane | 1/5/25 | at N.Y. Jets | 11 | 121 | 1 | 61 |
| Don Nottingham | 9/28/75 | at New England | 16 | 120 | 1 | 40t |
| Troy Stradford | 12/7/87 | N.Y. JETS | 30 | 120 | 3 | 21 |
| Bernie Parmalee | 10/22/95 | at N.Y. Jets | 24 | 120 | 0 | 25 |
| Kenyan Drake | 12/3/17 | DENVER | 23 | 120 | 1 | 42t |
| De'Von Achane | 12/22/24 | SAN FRANCISCO | 17 | 120 | 1 | 50t |



DOLPHINS OUTSTANDING PERFORMANCES

GAMES OF 100+ RUSHING YARDS

| PLAYER | DATE | OPPONENT | ATT. | YDS. | TD | LG |
|------------------------|-----------------|----------------------|-----------|------------|----------|-----------|
| Benny Malone | 10/31/76 | NEW ENGLAND | 21 | 119 | 0 | 17 |
| Delvin Williams | 9/3/78 | at N.Y. Jets | 11 | 119 | 1 | 58t |
| Tony Nathan | 12/6/81 | NEW ENGLAND | 17 | 119 | 0 | 24 |
| Ricky Williams | 11/19/09 | at Carolina | 22 | 119 | 2 | 46t |
| Jeff Wilson Jr. | 11/13/22 | vs. Cleveland | 17 | 119 | 1 | 20 |
| Larry Csonka | 9/17/72 | at Kansas City | 21 | 118 | 1 | 17t |
| Benny Malone | 10/24/76 | at Tampa Bay | 22 | 118 | 1 | 28 |
| * Larry Csonka | 12/30/73 | OAKLAND | 29 | 117 | 3 | 15 |
| Duke Johnson | 1/9/72 | NEW ENGLAND | 25 | 117 | 1 | 27 |
| Raheem Mostert | 10/15/23 | CAROLINA | 17 | 115 | 2 | 49 |
| Mercury Morris | 11/7/71 | BUFFALO | 13 | 116 | 1 | 45 |
| Delvin Williams | 10/22/78 | at New England | 19 | 116 | 1 | 24 |
| Larry Csonka | 12/6/70 | NEW ENGLAND | 21 | 115 | 1 | 30 |
| Karim Abdul-Jabbar | 9/1/96 | NEW ENGLAND | 26 | 115 | 1 | 14 |
| Ronnie Brown | 12/31/06 | at Indianapolis | 21 | 115 | 0 | 47 |
| Ronnie Brown | 10/4/09 | BUFFALO | 20 | 115 | 2 | 38 |
| Ricky Williams | 11/29/09 | at Buffalo | 27 | 115 | 1 | 11 |
| Larry Csonka | 11/27/72 | ST. LOUIS | 16 | 114 | 0 | 20 |
| Larry Csonka | 10/15/73 | at Cleveland | 21 | 114 | 2 | 13 |
| * Larry Csonka | 12/21/74 | at Oakland | 24 | 114 | 0 | 26 |
| Mercury Morris | 10/19/75 | at N.Y. Jets | 16 | 114 | 1 | 49 |
| Mark Higgs | 10/24/93 | Indianapolis | 17 | 114 | 0 | 31 |
| Ronnie Brown | 10/7/07 | at Houston | 23 | 114 | 1 | 22 |
| Kenyan Drake | 12/11/17 | NEW ENGLAND | 25 | 114 | 0 | 31 |
| Mercury Morris | 12/3/72 | at New England | 15 | 113 | 0 | 20 |
| Ronnie Brown | 9/21/08 | at New England | 17 | 113 | 4 | 62t |
| Reggie Bush | 12/24/11 | at New England | 22 | 113 | 0 | 12 |
| Lamar Miller | 10/18/15 | at Tennessee | 19 | 113 | 1 | 22 |
| Lamar Miller | 12/6/15 | BALTIMORE | 20 | 113 | 0 | 22 |
| Raheem Mostert | 10/9/22 | at N.Y. Jets | 18 | 113 | 1 | 24 |
| ** Larry Csonka | 1/14/73 | vs. Washington | 15 | 112 | 0 | 22 |
| * Andra Franklin | 1/8/83 | NEW ENGLAND | 26 | 112 | 1 | 13 |
| Ronnie Brown | 9/23/07 | at N.Y. Jets | 23 | 112 | 2 | 13 |
| Jim Kiick | 11/10/68 | at Buffalo | 23 | 111 | 1 | 25t |
| Benny Malone | 10/3/76 | L.A. RAMS | 19 | 111 | 1 | 20 |
| Mark Higgs | 9/8/91 | INDIANAPOLIS | 27 | 111 | 0 | 24 |
| Mark Higgs | 9/20/92 | L.A. RAMS | 23 | 111 | 0 | 12 |
| Ricky Williams | 9/8/02 | DETROIT | 20 | 111 | 2 | 37 |
| Ricky Williams | 12/21/03 | at Buffalo | 29 | 111 | 0 | 22 |
| Jay Ajayi | 11/6/16 | N.Y. JETS | 24 | 111 | 1 | 20t |
| Troy Stradford | 11/1/87 | PITTSBURGH | 19 | 110 | 1 | 13 |
| Ronnie Brown | 12/25/06 | N.Y. JETS | 18 | 110 | 0 | 17 |
| Lorenzo Hampton | 12/22/86 | NEW ENGLAND | 13 | 109 | 0 | 20 |
| Larry Csonka | 11/30/70 | at Atlanta | 19 | 108 | 1 | 18 |
| Jim Kiick | 9/26/71 | at Buffalo | 20 | 108 | 0 | 16 |
| Benny Malone | 11/3/74 | ATLANTA | 24 | 108 | 1 | 13 |
| Leroy Harris | 11/20/77 | at Cincinnati | 20 | 108 | 0 | 16 |
| Sammie Smith | 12/30/90 | INDIANAPOLIS | 29 | 108 | 1 | 13 |
| Mark Higgs | 11/21/93 | New England | 19 | 108 | 0 | 29 |
| Karim Abdul-Jabbar | 10/19/97 | at Baltimore | 22 | 108 | 3 | 15 |
| Karim Abdul-Jabbar | 9/6/98 | at Indianapolis | 23 | 108 | 1 | 16 |
| Karim Abdul-Jabbar | 9/20/98 | PITTSBURGH | 33 | 108 | 1 | 18 |
| Ricky Williams | 1/1/06 | at New England | 28 | 108 | 1 | 09 |
| Ricky Williams | 12/13/09 | at Jacksonville | 28 | 108 | 1 | 12 |
| Lamar Miller | 9/21/14 | KANSAS CITY | 15 | 108 | 0 | 24 |
| Larry Csonka | 10/22/72 | BUFFALO | 18 | 107 | 1 | 21 |
| Mercury Morris | 11/19/72 | N.Y. JETS | 23 | 107 | 2 | 20t |
| Larry Csonka | 11/4/73 | at N.Y. Jets | 19 | 107 | 0 | 16 |
| Norm Bulaich | 9/13/76 | at Buffalo | 19 | 107 | 0 | 26 |
| Delvin Williams | 10/9/78 | CINCINNATI | 24 | 107 | 0 | 19 |
| Andra Franklin | 12/12/82 | at New England | 23 | 107 | 0 | 15 |
| Mark Higgs | 11/8/92 | at Indianapolis | 20 | 107 | 1 | 22 |
| Lamar Smith | 12/10/01 | INDIANAPOLIS | 28 | 107 | 0 | 17 |
| Ricky Williams | 11/23/03 | WASHINGTON | 23 | 107 | 2 | 24t |
| Ricky Williams | 12/15/03 | PHILADELPHIA | 18 | 107 | 1 | 45 |
| Daniel Thomas | 9/18/11 | Houston | 18 | 107 | 0 | 14 |
| Duke Johnson | 12/19/21 | N.Y. Jets | 22 | 107 | 2 | 12 |
| De'Von Achane | 12/31/23 | at Baltimore | 14 | 107 | 0 | 45 |
| Jim Kiick | 11/2/69 | at N.Y. Jets | 15 | 106 | 0 | 27 |
| Mercury Morris | 11/5/72 | at Buffalo | 11 | 106 | 2 | 33 |
| * Mercury Morris | 12/23/73 | CINCINNATI | 20 | 106 | 1 | 25 |
| Larry Csonka | 9/29/74 | at San Diego | 21 | 106 | 2 | 14 |
| J.J. Johnson | 11/21/99 | NEW ENGLAND | 31 | 106 | 1 | 14 |
| Ronnie Brown | 10/30/05 | at New Orleans | 23 | 106 | 0 | 35 |



DOLPHINS OUTSTANDING PERFORMANCES

| GAMES OF 100+ RUSHING YARDS | | | | | | |
|-----------------------------|----------------|-------------------|----------|------------|----------|-----------|
| PLAYER | DATE | OPPONENT | ATT. | YDS. | TD | LG |
| Benny Malone | 10/16/77 | N.Y. JETS | 22 | 105 | 1 | 15t |
| Joe Carter | 10/14/84 | HOUSTON | 13 | 105 | 1 | 25 |
| Ricky Williams | 10/6/02 | NEW ENGLAND | 36 | 105 | 0 | 12 |
| Ricky Williams | 11/16/03 | BALTIMORE | 36 | 105 | 0 | 16 |
| Ricky Williams | 11/9/08 | SEATTLE | 12 | 105 | 1 | 51t |
| Lamar Miller | 10/31/13 | CINCINNATI | 16 | 105 | 0 | 41 |
| Daniel Thomas | 12/8/13 | at Pittsburgh | 16 | 105 | 1 | 55 |
| Jim Kiick | 10/6/68 | at Houston | 26 | 104 | 0 | 12 |
| Larry Csonka | 11/29/71 | CHICAGO | 16 | 104 | 1 | 19 |
| Larry Csonka | 9/16/73 | SAN FRANCISCO | 22 | 104 | 0 | 25 |
| Benny Malone | 10/27/74 | BALTIMORE | 19 | 104 | 1 | 23t |
| Benny Malone | 12/8/74 | at Baltimore | 17 | 104 | 0 | 17 |
| Gary Davis | 11/24/77 | at St. Louis | 20 | 104 | 0 | 16 |
| Karim Abdul-Jabbar | 11/3/96 | at New England | 29 | 104 | 2 | 15 |
| Ricky Williams | 11/27/03 | at Dallas | 31 | 104 | 0 | 15 |
| Reggie Bush | 12/16/12 | Jacksonville | 21 | 104 | 0 | 53 |
| Larry Csonka | 9/26/71 | at Buffalo | 20 | 103 | 1 | 17 |
| Andra Franklin | 9/12/82 | at N.Y. Jets | 28 | 103 | 2 | 18 |
| Bernie Parmalee | 11/5/95 | at San Diego | 19 | 103 | 0 | 40 |
| Karim Abdul-Jabbar | 11/9/97 | N.Y. JETS | 25 | 103 | 2 | 13 |
| Reggie Bush | 10/30/11 | at N.Y. Giants | 15 | 103 | 0 | 35 |
| Reggie Bush | 12/11/11 | Philadelphia | 14 | 103 | 0 | 16 |
| Larry Csonka | 10/8/72 | at N.Y. Jets | 18 | 102 | 0 | 15 |
| Don Nottingham | 10/27/74 | BALTIMORE | 19 | 102 | 1 | 24 |
| Don Nottingham | 10/5/75 | at Green Bay | 21 | 102 | 3 | 14 |
| Bernie Parmalee | 11/26/95 | at Indianapolis | 20 | 102 | 0 | 15 |
| Ricky Williams | 11/17/02 | BALTIMORE | 26 | 102 | 2 | 18 |
| Ricky Williams | 11/15/09 | TAMPA BAY | 20 | 102 | 0 | 27 |
| Andra Franklin | 11/1/81 | BALTIMORE | 23 | 101 | 0 | 15 |
| Ricky Williams | 12/15/02 | OAKLAND | 27 | 101 | 0 | 16 |
| Ronnie Brown | 10/14/07 | at Cleveland | 19 | 101 | 0 | 15 |
| Ronnie Brown | 11/16/08 | OAKLAND | 16 | 101 | 0 | 21 |
| Frank Gore | 10/14/18 | CHICAGO | 15 | 101 | 0 | 32 |
| De'Von Achane | 10/1/23 | at Buffalo | 8 | 101 | 2 | 55 |
| Mercury Morris | 10/28/73 | at New England | 14 | 100 | 1 | 11 |
| Terry Kirby | 9/18/94 | N.Y. JETS | 15 | 100 | 1 | 30 |
| Lamar Smith | 12/3/00 | at Buffalo | 28 | 100 | 0 | 22 |
| Reggie Bush | 12/4/11 | OAKLAND | 22 | 100 | 1 | 29 |

* Playoff Game ** Super Bowl
 + Single-game record by two rushers, 277 yards; includes Larry Csonka 18 for 80.





OPPONENT INDIVIDUAL RECORDS

The following individual records relate solely to play against the Miami Dolphins. They include National Football League regular-season statistics only – with the exception of those single-game records marked by “*” or “***”

* - Playoff Game

*** - Super Bowl

SERVICE

MOST GAMES PLAYED

| | |
|----|-------------------------------------|
| 36 | Tom Brady, NE (2001-19), TB (2021) |
| 32 | Pat Leahy, N.Y. Jets (1974-91) |
| 31 | Matthew Slater, NE (2008-23) |
| 28 | Andre Reed, Buffalo (1985-99) |
| 28 | Jim Ritcher, Buffalo (1980-95) |
| 28 | Bruce Smith, Buff., Wash. (1985-03) |

| | |
|---|-----------------------------------------------------|
| 3 | Don McCauley, Baltimore (11/23/75 at Miami) |
| 3 | Marcus Allen, L.A. Raiders (12/2/84 at Miami) |
| 3 | Merril Hoge, Pittsburgh (11/26/89 at Miami) |
| 3 | Earnest Byner, Washington (12/2/90 at Washington) |
| 3 | Rod Bernstine, San Diego (12/15/91 at San Diego) |
| 3 | Kenneth Davis, Buffalo (12/19/93 at Miami) |
| 3 | Natrone Means, San Diego (12/27/93 at San Diego) |
| 3 | Curtis Martin, New England (11/3/96 at New England) |
| 3 | Daunte Culpepper, Oakland (9/30/07 at Miami) |

RUSHING

MOST RUSHING YARDS

CAREER

| | |
|-------|--------------------------------------------------------------------|
| 1,620 | Thurman Thomas, Buffalo (20 games), 364 att. |
| 1,507 | Freeman McNeil, N.Y. Jets (21 games), 281 att. |
| 1,507 | Curtis Martin, N.E., N.Y. Jets (20 games), 409 att. |
| 1,177 | O.J. Simpson, Buffalo (16 games), 240 att. |
| 1,065 | Eric Dickerson, L.A. Rams, Ind., L.A. Raiders (11 games), 231 att. |

GAME

| | |
|------|-------------------------------------------------------------|
| 206 | Rico Dowdle, at Carolina (10/5/25 at Carolina), 23 att. |
| 203 | O.J. Simpson, Buffalo (12/5/76 at Miami), 24 att. |
| 203 | Rueben Mayes, New Orleans (12/7/86 at New Orleans), 28 att. |
| 199 | Earl Campbell, Houston (11/20/78 at Houston), 28 att. |
| *199 | Terrell Davis, Denver (11/9/99 at Denver), 21 att. |
| 179 | Justin Fargas, Oakland (9/30/07 at Miami), 22 att. |

MOST RUSHING ATTEMPTS

CAREER

| | |
|-----|-------------------------------------------|
| 409 | Curtis Martin, N.E., N.Y. Jets (20 games) |
| 364 | Thurman Thomas, Buffalo (20 games) |
| 281 | Freeman McNeil, N.Y. Jets (21 games) |
| 240 | O.J. Simpson, Buffalo (16 games) |
| 235 | Lydell Mitchell, S.D., Balt. (12 games) |

GAME

| | |
|------|--------------------------------------------------------------|
| **38 | John Riggins, Washington (1/30/83 at Pasadena), 166 yards |
| 38 | Lee Suggs, Cleveland (12/26/04 at Miami), 143 yards |
| 36 | James Jones, Detroit (10/27/85 at Detroit), 114 yards |
| 36 | Curtis Martin, N.Y. Jets (10/4/98 at New York), 108 yards |
| 35 | Lydell Mitchell, Baltimore (12/9/73 at Baltimore), 104 yards |
| 35 | Thurman Thomas, Buffalo (12/17/95 at Buffalo), 148 yards |
| 35 | Travis Henry, Buffalo (12/1/02 at Buffalo), 151 yards |

MOST RUSHING TOUCHDOWNS

CAREER

| | |
|----|-------------------------------------------|
| 13 | Curtis Martin, N.E., N.Y. Jets (20 games) |
| 9 | Jim Nance, Boston, N.Y. Jets (12 games) |
| 8 | Thurman Thomas, Buffalo (20 games) |
| 7 | Marcus Allen, Oak./L.A. Raiders, K.C. |

GAME

| | |
|---|----------------------------------------------------|
| 4 | Earl Campbell, Houston (11/20/78 at |
| 3 | Paul Robinson, Cincinnati (11/17/68 at Cincinnati) |

HIGHEST RUSHING AVERAGE

CAREER (min: 75 att.)

| | |
|------|-------------------------------------------------------|
| 7.3 | Josh Allen, Buffalo (14 games), 89/647 yards |
| 5.4 | Freeman McNeil, N.Y. Jets (21 games), 281/1,507 yards |
| 5.1 | Jim Nance, Bos./NYJ (12 games), 183/933 yards |
| 5.02 | Mosi Tatupu, New England (25 games), 90/452 yards |
| 5.01 | Hoyle Granger, Houston (9 games), 142/712 yards |

GAME (min: 10 att.)

| | |
|------|-----------------------------------------------------------------------|
| 11.9 | Justin Fields, Chicago (11/6/22 at Chicago), 15/178 yards |
| 11.3 | Colin Kaepernick, San Francisco (11/27/16 at Miami), 10/113 yards |
| 11.1 | Laurence Maroney, New England (12/23/07 at New England), 14/156 yards |
| 10.4 | Curtis Brown, Buffalo (11/12/78 at Buffalo), 11/114 yards |
| 10.2 | Johnny Hector, N.Y. Jets (12/22/91 at Miami), 13/132 yards |

MOST 100-YARD RUSHING GAMES

| | |
|---|--------------------------------------------------|
| 7 | Eric Dickerson, L.A. Rams, Ind., L.A. (11 games) |
| 6 | Thurman Thomas, Buffalo (20 games) |
| 5 | Freeman McNeil, N.Y. Jets (21 games) |
| 5 | Jim Nance, Bos., N.Y. Jets (12 games) |
| 5 | Curtis Martin, N.E., N.Y. Jets (20 games) |

LONGEST RUNS FROM SCRIMMAGE

| | |
|------|------------------------------------------------------|
| *90t | Fred Taylor, Jacksonville (1/15/00 at Jacksonville) |
| 81t | Earl Campbell, Houston (11/20/78 at Houston) |
| 80t | Carl Garrett, Boston (11/9/69 at Boston) |
| 79t | Lamar Jackson, Baltimore (9/18/22 at Baltimore) |
| 77t | Fred Taylor, Jacksonville (10/12/98 at Jacksonville) |
| 76t | Robert Holmes, Kansas City (9/28/68 at Miami) |
| 75t | O.J. Simpson, Buffalo (12/5/76 at Miami) |
| 75t | Reuben Droughns, Cleveland (11/20/05 at Cleveland) |
| 71 | Kerryon Johnson, Detroit (10/21/18 at Miami) |
| 70t | Ahman Green, Green Bay (10/22/06 at Miami) |

PASSING

MOST PASSING YARDS

CAREER

| | |
|-------|------------------------------------------|
| 8,596 | Tom Brady, NE, TB (36 games) |
| 5,397 | Drew Bledsoe, NE, Buff. (22 games) |
| 4,902 | Joe Ferguson, Buff., TB, Ind. (25 games) |
| 4,560 | Jim Kelly, Buffalo (20 games) |
| 3,837 | Ken O'Brien, N.Y. Jets, Phil. (17 games) |

GAME

| | |
|-----|--------------------------------------------------------|
| 517 | Tom Brady, New England (9/12/11 at Miami), 32 of 48 |
| 479 | Ken O'Brien, N.Y. Jets (9/21/86 at New York), 29 of 43 |
| 436 | James Harris, L.A. Rams (10/3/76 at Miami), 17 of 29 |



OPPONENT INDIVIDUAL RECORDS

| | |
|------|---------------------------------------------------------------|
| *433 | Dan Fouts, San Diego (1/2/82 at Miami), 33 of 53 |
| 433 | Andrew Luck, Indianapolis (11/4/12 at Indianapolis), 30 of 48 |

MOST PASS ATTEMPTS

CAREER

| | |
|-------|--------------------------------------------|
| 1,170 | Tom Brady, NE, TB (36 games) |
| 765 | Drew Bledsoe, N.E., Buff. (22 games) |
| 722 | Joe Ferguson, Buff., T.B., Ind. (25 games) |
| 621 | Jim Kelly, Buffalo (20 games) |
| 521 | Steve Grogan, New England (22 games) |

GAME

| | |
|----|--------------------------------------------------------------------|
| 63 | Josh Allen, Buffalo (9/25/22 at Miami), 42 completions |
| 61 | Jared Goff, L.A. Rams (11/1/20 at Miami), 35 completions |
| 59 | Vinny Testaverde, N.Y. Jets (10/23/00 at New York), 36 completions |
| 56 | Dan Fouts, San Diego (11/18/84 at San Diego), 37 completions |
| 56 | Tom Brady, New England (9/7/14 at Miami), 29 completions |
| 56 | Andy Dalton, Cincinnati (12/22/19 at Miami), 33 completions |

MOST PASS COMPLETIONS

CAREER

| | |
|-----|--------------------------------------------|
| 717 | Tom Brady, NE, TB (36 games) |
| 418 | Joe Ferguson, Buff., T.B., Ind. (25 games) |
| 412 | Drew Bledsoe, N.E., Buff. (22 games) |
| 388 | Jim Kelly, Buffalo (20 games) |
| 316 | Josh Allen, Buffalo (14 games) |

GAME

| | |
|----|------------------------------------------------------------------|
| 42 | Josh Allen, Buffalo (9/25/22 at Miami), 63 att. |
| 39 | Justin Herbert, L.A. Chargers (12/11/22 at Los Angeles), 51 att. |
| 38 | Joe Ferguson, Buffalo (10/9/83 at Miami), 55 att. |
| 37 | Dan Fouts, San Diego (11/18/84 at San Diego), 56 att. |
| 36 | Vinny Testaverde, N.Y. Jets (10/23/00 at New York), 59 att. |
| 36 | Joe Flacco, Baltimore (12/4/16 at Baltimore), 47 att. |

MOST CONSECUTIVE PASS COMPLETIONS

| | |
|----|-------------------------------------------------|
| 15 | Steve DeBerg, San Francisco (11/16/80 at Miami) |
|----|-------------------------------------------------|

MOST TOUCHDOWN PASSES

CAREER

| | |
|----|--------------------------------------------|
| 72 | Tom Brady, N.E., T.B. (36 games) |
| 37 | Josh Allen, Buffalo, (14 games) |
| 30 | Drew Bledsoe, N.E., Buff. (22 games) |
| 26 | Joe Ferguson, Buff., T.B., Ind. (25 games) |
| 25 | Ken O'Brien, N.Y. Jets, Phil. (17 games) |

GAME

| | |
|---|----------------------------------------------------|
| 6 | Tom Brady, New England (10/21/07 at Miami) |
| 5 | Len Dawson, Kansas City (10/8/67 at Kansas City) |
| 5 | Babe Parilli, Boston (10/15/67 at Boston) |
| 5 | Joe Ferguson, Buffalo (10/9/83 at Miami) |
| 5 | Vinny Testaverde, N.Y. Jets (10/23/00 at New York) |
| 5 | Trent Green, Kansas City (9/29/02 at Kansas City) |
| 5 | Deshawn Watson, Houston (10/25/18 at Houston) |

| | |
|---|--------------------------------------------------|
| 5 | Lamar Jackson, Baltimore (9/8/19 at Miami) |
| 5 | Tom Brady, Tampa Bay (10/10/21 at Tampa Bay) |
| 5 | Lamar Jackson, Baltimore (12/31/23 at Baltimore) |

MOST PASSES HAD INTERCEPTED

CAREER

| | |
|----|--------------------------------------------|
| 33 | Joe Ferguson, Buff., T.B., Ind. (25 games) |
| 29 | Drew Bledsoe, NE, Buff. (22 games) |
| 27 | Tom Brady, NE, TB (36 games) |
| 25 | Richard Todd, N.Y. Jets (14 games) |
| 25 | Steve Grogan, New England (22 games) |

GAME

| | |
|----|---------------------------------------------------------|
| 6 | Joe Namath, N.Y. Jets (10/19/75 at New York), 24 att. |
| 6 | Donald Hollas, Oakland (12/6/98 at Oakland), 31 att. |
| *5 | Mike Phipps, Cleveland (12/24/72 at Miami), 23 att. |
| 5 | Bill Troup, Baltimore (9/10/78 at Baltimore), 33 att. |
| 5 | Ken Stabler, Oakland (12/10/78 at Miami), 36 att. |
| 5 | Joe Ferguson, Buffalo (9/7/80 at Buffalo), 32 att. |
| 5 | Joe Ferguson, Buffalo (11/21/82 at Buffalo), 28 att. |
| *5 | Dan Fouts, San Diego (11/6/83 at Miami), 34 att. |
| *5 | Richard Todd, N.Y. Jets (1/23/83 at Miami), 37 att. |
| 5 | Richard Todd, N.Y. Jets (10/16/83 at New York), 26 att. |
| 5 | Drew Bledsoe, New England (11/21/99 at Miami), 34 att. |

HIGHEST COMPLETION PERCENTAGE

CAREER (min: 100 attempts)

| | |
|------|-------------------------------------------------------|
| 72.6 | Lamar Jackson, Bal. (four games), 82 of 113 att. |
| 70.7 | Justin Herbert, LAC, (three games), 82 of 116 att. |
| 69.9 | Troy Aikman, Dallas (four games), 102 of 146 att. |
| 69.0 | Mac Jones, N.E. (six games), 140 of 203 att. |
| 68.9 | Warren Moon, Hou., Minn. (six games), 102 of 148 att. |

GAME (min: 20 attempts)

| | |
|------|-------------------------------------------------------------------|
| 87.1 | Eli Manning, N.Y. Giants (12/14/15 at Miami), 27 of 31 |
| 85.7 | Ben Roethlisberger, Pittsburgh (11/26/07 at Pittsburgh), 18 of 21 |
| 85.7 | Lamar Jackson, Baltimore (12/31/23 at Baltimore), 18 of 21 |
| 85.0 | Lamar Jackson, Baltimore (9/8/19 at Miami), 17 of 20 |
| 84.0 | Tom Brady, New England (10/21/07 at Miami), 21 of 25 |
| 84.0 | Josh Allen, Buffalo (10/1/23 at Buffalo), 21 of 25 |

MOST 300-YARD PASSING GAMES

CAREER

| | |
|---|----------------------------------------------------|
| 9 | Tom Brady, NE, TB (36 games) |
| 6 | Drew Bledsoe, N.E., Buff. (22 games) |
| 6 | Philip Rivers, San Diego/LA. Chargers (nine games) |
| 5 | Josh Allen, Buffalo (14 games) |
| 4 | Derek Carr, Oakland/Las Vegas (five games) |

LONGEST PASS PLAYS

| | |
|-----|--------------------------------------------------------------------------------------------------------|
| 99t | Tom Brady to Wes Welker (9/12/11 vs. New England) |
| 93t | Mike Livingston to Otis Taylor, 79 yards; lateral to Robert Holmes, 14 yards (10/19/69 at Kansas City) |
| 92t | Joe Ferguson to Frank Lewis (9/17/78 vs. Buffalo) |
| 89t | Len Dawson to Otis Taylor (11/13/66 at Kansas City) |
| 89t | Joe Namath to Richard Caster (10/7/74 at N.Y. Jets) |
| 87t | Charlie Batch to Heath Miller (9/7/06 at Pittsburgh) |
| 86t | Aaron Rodgers to Greg Jennings (10/17/10 at Green Bay) |
| 85t | Derek Carr to Nelson Agholor (12/26/20 at Las Vegas) |
| 84t | Drew Bledsoe to Ben Coates (11/3/96 at New England) |



OPPONENT INDIVIDUAL RECORDS

| | |
|------|-------------------------------------------------------------|
| 84t | Eli Manning to Odell Beckham Jr. (12/14/15 vs. N.Y. Giants) |
| 83t | Jim Kelly to Andre Reed (12/4/94 vs. Buffalo) |
| 83t | Lamar Jackson to Marquise Brown (9/8/19 vs. Baltimore) |
| *82t | Daryle Lamonica to Rod Sherman (12/27/70 at Oakland) |
| 82t | Dan Pastorini to Charlie Joiner (9/24/72 vs. Houston) |
| 82t | Tom Brady to Troy Brown (10/19/03 vs. New England) |
| 81t | Tom Brady to Sam Aiken (12/6/09 vs. New England) |
| 80t | Sam Wyche to Bob Trumpy (11/17/68 vs. Cincinnati) |
| 80t | Ken Anderson to Isaac Curtis (11/28/83 vs. Cincinnati) |
| 80t | Warren Moon to Butch Woolfolk (9/8/85 at Houston) |
| 80t | Mike Pagel to Wayne Capers (11/17/85 at Indianapolis) |
| 80t | John Friesz to Brian Blades (10/6/96 vs. Seattle) |
| 80t | Alex Van Pelt to Eric Moulds (11/25/01 at Buffalo) |
| 80t | Peyton Manning to Dallas Clark (9/21/09 vs. Indianapolis) |

| | |
|---|--------------------------------------------------------------|
| 3 | 19 times; last by Stefon Diggs, Buffalo (10/1/23 at Buffalo) |
|---|--------------------------------------------------------------|

HIGHEST RECEIVING AVERAGE

CAREER (min: 40 receptions)

| | |
|------|-------------------------------------------------------|
| 20.2 | Stanley Morgan, N.E., Ind. (25 games), 68/1,371 yards |
| 19.2 | Lee Evans, Buff. (13 games), 43/827 yards |
| 19.2 | Wesley Walker, N.Y. Jets (19 games), 70/1,342 yards |
| 18.0 | Frank Lewis, Pit., Buff (14 games), 46/380 yards |
| 17.3 | Shawn Jefferson, S.D., N.E. (12 games), 42/726 yards |

GAME (min: 3 receptions)

| | |
|------|--------------------------------------------------------------------|
| 43.3 | Theo Bell, Pittsburgh (11/30/80 at Pittsburgh), 4/173 yards |
| 40.0 | Butch Woolfolk, Houston (9/8/85 at Houston), 3/120 yards |
| 39.0 | Richard Caster, N.Y. Jets (10/7/74 at Miami), 3/117 yards |
| 38.0 | Stanley Morgan, New England (10/21/84 at New England), 3/114 yards |

RECEIVING

MOST RECEPTIONS

CAREER

| | |
|-----|------------------------------------------|
| 122 | Andre Reed, Buffalo (28 games) |
| 99 | Wes Welker, N.E., Den. (12 games) |
| 84 | Marvin Harrison, Indianapolis (15 games) |
| 78 | Al Toon, N.Y. Jets (14 games) |
| 76 | Julian Edelman, New England (16 games) |

GAME

| | |
|-----|-------------------------------------------------------------|
| 15 | Isaac Bruce, St. Louis (12/24/95 at St. Louis), 210 yards |
| 14 | Al Toon, N.Y. Jets (11/27/88 at New York), 181 yards |
| *13 | Kellen Winslow, San Diego (1/2/82 at Miami), 166 yards |
| 13 | Antonio Gates, San Diego (12/11/05 at San Diego), 123 yards |
| 13 | Julian Edelman, New England (12/15/13 at Miami), 139 yards |
| 13 | Brock Bowers, Las Vegas (11/17/24 at Miami), 126 yards |

MOST RECEIVING YARDS

CAREER

| | |
|-------|------------------------------------------------------|
| 1,731 | Andre Reed, Buffalo (28 games), 122 receptions |
| 1,371 | Stanley Morgan, N.E., Ind. (25 games), 68 receptions |
| 1,342 | Wesley Walker, N.Y. Jets (19 games), 70 receptions |
| 1,221 | Eric Moulds, Buff., Hou. (21 games), 73 receptions |
| 1,196 | Wes Welker, N.E., Den. (12 games), 99 receptions |

GAME

| | |
|------|---------------------------------------------------------------|
| *240 | Eric Moulds, Buffalo (1/2/99 at Miami), 9 receptions |
| 221 | Eric Decker, N.Y. Jets (12/28/14 at Miami), 10 receptions |
| 220 | Ron Jessie, Los Angeles (10/3/76 at Miami), 7 receptions |
| 210 | Isaac Bruce, St. Louis (12/24/95 at St. Louis), 15 receptions |
| 196 | Eric Moulds, Buffalo (11/25/01 at Buffalo), 6 receptions |

MOST RECEIVING TOUCHDOWNS

CAREER

| | |
|----|---------------------------------------------------------------|
| 17 | Wesley Walker, N.Y. Jets (19 games), 70 receptions |
| 13 | Irving Fryar, N.E., Phil., Wash. (20 games), 61 receptions |
| 11 | Laveranues Coles, N.Y. Jets, Wash. (15 games), 52 receptions |
| 11 | Eric Moulds, Buff., Hou. (21 games), 73 receptions |
| 10 | Randy Moss, Minn., Oak., N.E., S.F. (12 games), 48 receptions |
| 10 | Andre Reed, Buffalo (28 games), 122 receptions |

GAME

| | |
|---|-------------------------------------------------------|
| 4 | Jimmie Giles, Tampa Bay (10/20/85 at Miami) |
| 4 | Wesley Walker, N.Y. Jets (9/21/86 at New York) |
| 4 | Irving Fryar, Philadelphia (10/20/96 at Philadelphia) |

FIELD GOALS

MOST FIELD GOALS

CAREER

| | |
|----|------------------------------------------------|
| 46 | Adam Vinatieri, N.E., Ind. (27 games) |
| 44 | Nick Folk, Dal./N.Y. Jets/N.E./Ten. (23 games) |
| 38 | Stephen Gostkowski, N.E. (26 games) |
| 37 | Pat Leahy, N.Y. Jets (22 games) |
| 32 | Steve Christie, T.B., Buff., S.D. (21 games) |

GAME

| | |
|----|----------------------------------------------------------------|
| 5 | Roy Gerela, Houston (9/28/69 at Houston), 5 att. |
| 5 | Dean Biasucci, Indianapolis (9/25/88 at Indianapolis), 6 att. |
| *5 | Steve Christie, Buffalo (1/17/93 at Miami), 6 att. |
| 5 | Jason Elam, Denver (10/13/02 at Denver), 5 att. |
| 5 | Kris Brown, Houston (9/7/03 at Miami), 7 att. |
| 5 | Kris Brown, Houston (10/7/07 at Houston), 5 att. |
| 5 | Dan Carpenter, Buffalo (9/14/14 at Buffalo), 6 att. |
| 5 | Mike Nugent, Cincinnati (9/29/16 at Cincinnati), 5 att. |
| 5 | Harrison Butker, Kansas City (12/24/17 at Kansas City), 6 att. |
| 5 | Nick Folk, Tennessee (9/30/24 vs. Tennessee), 5 att. |
| 5 | Joshua Karty, L.A. Rams (11/11/24 at L.A. Rams), 6 att. |

LONGEST FIELD GOALS

| | |
|----|-----------------------------------------------------|
| 61 | Tyler Bass, Buffalo (11/3/24 at Buffalo) |
| 59 | Steve Christie, Buffalo (9/26/93 at Buffalo) |
| 58 | Jason Myers, Jacksonville (9/20/15 at Jacksonville) |
| 58 | Nick Folk, New York Jets (9/29/25 at Miami) |
| 57 | Tyler Bass, Buffalo (10/31/21 at Buffalo) |
| 57 | Kris Brown, Houston (10/7/07 at Houston) |
| 57 | Randy Bullock, Cincinnati (12/22/19 at Miami) |
| 57 | Evan McPherson, Cincinnati (9/29/22 at Cincinnati) |
| 57 | Chad Ryland, Arizona (10/27/24 at Miami) |



OPPONENT INDIVIDUAL RECORDS

INTERCEPTIONS

MOST INTERCEPTIONS

CAREER

| | |
|---|--------------------------------------------------------|
| 9 | Nate Clements, Buff., S.F., Cin. (14 games) |
| 7 | Johnny Robinson, Kansas City (five games) |
| 7 | Roland James, New England (19 games) |
| 6 | Raymond Clayborn, N.E., Clev. (25 games) |
| 6 | Willie Brown, Oakland (six games) |
| 6 | Ronnie Lippett, New England (15 games) |
| 6 | Mike Prior, T.B., Ind., G.B. (14 games) |
| 6 | Victor Green, N.Y. Jets, N.E. (19 games) |
| 6 | Marcus Coleman, N.Y. Jets, Hou. (13 games) |
| 6 | Darrelle Revis, N.Y. Jets, T.B., N.E., K.C. (17 games) |

GAME

| | |
|---|-------------------------------------------------------------|
| 3 | Clarence Duren, San Diego (10/30/77 at Miami), 45 yards |
| 3 | Jeff Nixon, Buffalo (9/7/80 at Buffalo), 31 yards |
| 3 | Erik McMillan, N.Y. Jets (10/23/88 at Miami), 57 yards |
| 3 | Marcus Coleman, N.Y. Jets (10/23/00 at N.Y. Jets), 7 yards |
| 3 | Greg Wesley, Kansas City (9/29/02 at Kansas City), 71 yards |
| 3 | Nate Clements, Buffalo (10/20/02 at Miami), 39 yards |

MOST INTERCEPTION RETURN YARDS

GAME

| | |
|-----|---------------------------------------------------------------|
| 151 | Mike Haynes, L.A. Raiders (12/2/84 at Miami), 2 interceptions |
|-----|---------------------------------------------------------------|

LONGEST INTERCEPTION RETURNS

| | |
|------|--------------------------------------------------------------------|
| 102t | Eddie Anderson, L.A. Raiders (12/14/92 at Miami), Dan Marino |
| 102t | Jason Pinnock, N.Y. Giants (10/8/23 at Miami), Tua Tagovailoa |
| 100t | Aaron Glenn, N.Y. Jets (9/15/96 at Miami), Dan Marino |
| 100t | Jimmy Hitchcock, New England (11/23/97 at New England), Dan Marino |
| 100t | Darrelle Revis, N.Y. Jets (10/17/11 at N.Y. Jets), Matt Moore |
| 98t | Marcus Coleman, N.Y. Jets (12/27/99 at Miami), Dan Marino |
| 97t | Mike Haynes, L.A. Raiders (12/2/84 at Miami), Dan Marino |
| 97t | Najee Mustafaa, Cleveland (10/10/93 at Cleveland), Scott Mitchell |
| 90t | Steve Emtman, Indianapolis (10/25/92 at Miami), Dan Marino |
| *90t | Tory James, Oakland (1/6/01 at Oakland), Jay Fiedler |

LONGEST PLAYS

PUNTS

| | |
|----|--------------------------------------------------------|
| 89 | Luke Prestridge, New England (10/21/84 at New England) |
| 80 | Chris Mohr, Buffalo (10/13/96 at Buffalo) |
| 73 | Rich Camarillo, New England (9/13/87 at New England) |
| 73 | Josh Miller, Pittsburgh (9/20/98 at Miami) |
| 73 | Todd Sauerbrun, Carolina (11/4/01 at Miami) |
| 73 | Ryan Wright, Minnesota (10/16/22 at Miami) |

PUNT RETURNS

| | |
|-----|-----------------------------------------------------|
| 96t | Deonte Harty, Buffalo (1/7/24 at Miami) |
| 94t | Julian Edelman, New England (1/2/11 at New England) |
| 93t | Johnnie Lee Higgins, Oakland (11/16/08 at Miami) |
| 84t | Clarence Verdin, Indianapolis (10/25/92 at Miami) |
| 84t | Isaiah McKenzie, Buffalo (1/3/21 at Buffalo) |

KICKOFF RETURNS

| | |
|------|--------------------------------------------------|
| 104t | Terrence McGee, Buffalo (12/5/04 at Miami) |
| 103t | Brandon Tate, New England (10/5/10 at Miami) |
| 103t | Devin Duvernay, Baltimore (9/18/22 at Baltimore) |
| 102t | Harold Hart, Oakland (9/22/75 at Oakland) |
| 102t | C.J. Spiller, Buffalo (9/14/14 at Buffalo) |

FUMBLE RETURNS

| | |
|------|------------------------------------------------------------------------------------|
| 100t | Chris Martin, Kansas City (10/13/91 at Kansas City), Sammie Smith |
| *79t | Neil Smith, Denver (1/9/99 at Denver), Oronde Gadsden |
| 69t | Shea McClellin, New England (1/1/17 at Miami), Damien Williams |
| 66t | Greg Townsend, L.A. Raiders (9/19/83 at L.A. Raiders), David Woodley |
| 63t | Mike Edwards, Bryan Cook, Kansas City (11/5/23 at Frankfurt, Germany), Tyreek Hill |
| 63t | Christian Gonzales, New England (11/24/24 at Miami), Jaylen Wright |

BLOCKED FIELD GOALS

| | |
|-----|----------------------------------------------------------------------|
| 78t | George Radachowsky, N.Y. Jets (9/24/89 at Miami), Pete Stoyanovich |
| 76t | Charles Romes, Buffalo (9/2/79 at Buffalo), Uwe von Schamann |
| 62t | Kyle Arrington, New England (12/14/14 at New England), Caleb Sturgis |



OPPONENT TOP TENS

RUSHING

| PLAYER | TEAMS | GAMES | NO. | YDS. | AVG. | LG | TD |
|--------------------|-------------------------------|-------|-----|-------|------|-----|----|
| 1. Thurman Thomas | Buffalo | 20 | 364 | 1,620 | 4.5 | 30t | 8 |
| 2. Freeman McNeil | N.Y. Jets | 21 | 281 | 1,507 | 5.4 | 58 | 2 |
| Curtis Martin | New England, N.Y. Jets | 20 | 409 | 1,507 | 3.7 | 37 | 13 |
| 4. O.J. Simpson | Buffalo | 16 | 240 | 1,177 | 4.9 | 75t | 4 |
| 5. Eric Dickerson | L.A. Rams, Ind., L.A. Raiders | 11 | 231 | 1,065 | 4.6 | 40 | 6 |
| 6. Jim Nance | N.Y. Jets, Boston | 12 | 183 | 933 | 5.1 | 30t | 9 |
| 7. Lydell Mitchell | San Diego Baltimore | 12 | 235 | 912 | 3.9 | 64t | 6 |
| 8. Willis McGahee | Buffalo, Baltimore, Denver | 10 | 232 | 848 | 3.7 | 31 | 2 |
| 9. Antowain Smith | Buffalo, New England, N.O. | 14 | 232 | 822 | 3.5 | 44 | 4 |
| 10. John Riggins | N.Y. Jets, Washington | 13 | 183 | 761 | 4.2 | N/A | 5 |

PASSING

| PLAYER | TEAMS | GAMES | ATT. | COMP. | YDS. | PCT. | TD | INT. |
|-------------------|-------------------------|-------|-------|-------|-------|------|----|------|
| 1. Tom Brady | New England, Tampa Bay | 36 | 1,170 | 717 | 8,596 | 61.3 | 72 | 27 |
| 2. Drew Bledsoe | New England, Buffalo | 22 | 765 | 412 | 5,397 | 53.9 | 30 | 29 |
| 3. Joe Ferguson | Buffalo, T.B., Ind. | 25 | 722 | 418 | 4,902 | 57.9 | 26 | 33 |
| 4. Jim Kelly | Buffalo | 20 | 621 | 388 | 4,560 | 62.5 | 24 | 19 |
| 5. Josh Allen | Buffalo | 15 | 505 | 338 | 3,950 | 66.9 | 40 | 8 |
| 6. Ken O'Brien | N.Y. Jets, Philadelphia | 17 | 489 | 303 | 3,837 | 62.0 | 25 | 13 |
| 7. Steve Grogan | New England | 22 | 521 | 280 | 3,709 | 53.7 | 21 | 25 |
| 8. Peyton Manning | Indianapolis, Denver | 13 | 436 | 272 | 3,214 | 62.4 | 22 | 18 |
| 9. Joe Namath | N.Y. Jets | 16 | 388 | 201 | 2,956 | 51.8 | 19 | 24 |
| 10. Richard Todd | N.Y. Jets | 14 | 355 | 203 | 2,718 | 57.2 | 18 | 25 |

RECEPTIONS

| PLAYER | TEAMS | GAMES | NO. | YDS. | AVG. | LG | TD |
|--------------------|---------------------------|-------|-----|-------|------|-----|----|
| 1. Andre Reed | Buffalo | 28 | 122 | 1,731 | 14.2 | 83t | 10 |
| 2. Wes Welker | New England, Denver | 12 | 99 | 1,196 | 12.1 | 99t | 7 |
| 3. Marvin Harrison | Indianapolis | 15 | 84 | 1,133 | 13.5 | 45 | 9 |
| 4. Al Toon | N.Y. Jets | 14 | 78 | 1,054 | 14.0 | 44t | 4 |
| 5. Julian Edelman | New England | 16 | 76 | 951 | 12.5 | 77t | 6 |
| 6. Eric Moulds | Buffalo, Houston | 21 | 73 | 1,221 | 16.7 | 80t | 11 |
| 7. Wayne Chrebet | N.Y. Jets | 20 | 72 | 991 | 13.8 | 70 | 8 |
| 8. Wesley Walker | N.Y. Jets | 19 | 70 | 1,342 | 19.2 | 71t | 17 |
| 9. Stanley Morgan | New England, Indianapolis | 25 | 68 | 1,371 | 20.2 | 76t | 6 |
| 10. Thurman Thomas | Buffalo | 20 | 67 | 693 | 10.3 | 50t | 3 |

RECEIVING YARDS

| PLAYER | TEAMS | GAMES | NO. | YDS. | AVG. | LG | TD |
|--------------------|---------------------|-------|-----|-------|------|-----|----|
| 1. Andre Reed | Buffalo | 28 | 122 | 1,731 | 14.2 | 83t | 10 |
| 2. Stanley Morgan | N.E., Indianapolis | 25 | 68 | 1,371 | 20.2 | 76t | 6 |
| 3. Wesley Walker | N.Y. Jets | 19 | 70 | 1,342 | 19.2 | 71t | 17 |
| 4. Eric Moulds | Buffalo, Houston | 21 | 73 | 1,221 | 16.7 | 80t | 11 |
| 5. Wes Welker | New England, Denver | 12 | 99 | 1,196 | 12.1 | 99t | 7 |
| 6. Marvin Harrison | Indianapolis | 15 | 84 | 1,133 | 13.5 | 45 | 9 |
| 7. Al Toon | N.Y. Jets | 14 | 78 | 1,054 | 14.0 | 44t | 4 |
| 8. Wayne Chrebet | N.Y. Jets | 20 | 72 | 991 | 13.8 | 70 | 8 |
| 9. Irving Fryar | N.E., Phil., Wash. | 20 | 61 | 978 | 16.0 | 54t | 13 |
| 10. Julian Edelman | New England | 16 | 76 | 951 | 12.5 | 77t | 6 |



OPPONENT OUTSTANDING PERFORMANCES

| GAMES OF 300+ PASSING YARDS | | | | | | | | |
|-----------------------------|---------------|----------|------|-------|------|----|------|-----|
| PLAYER | TEAM | DATE | ATT. | COMP. | YDS. | TD | INT. | LG |
| Tom Brady | New England | 9/12/11 | 48 | 32 | 517 | 4 | 1 | 99t |
| Ken O'Brien | N.Y. Jets | 9/21/86 | 43 | 29 | 479 | 4 | 1 | 65t |
| James Harris | L.A. Rams | 10/3/76 | 29 | 17 | 436 | 2 | 1 | 58 |
| * Dan Fouts | San Diego | 1/2/82 | 55 | 33 | 433 | 4 | 1 | 43 |
| Andrew Luck | Indianapolis | 11/4/12 | 48 | 30 | 433 | 2 | 0 | 48 |
| Drew Bledsoe | New England | 11/23/98 | 54 | 28 | 423 | 2 | 2 | 49 |
| Drew Bledsoe | New England | 9/4/94 | 51 | 32 | 421 | 4 | 2 | 62t |
| Joe Ferguson | Buffalo | 10/9/83 | 55 | 38 | 419 | 5 | 1 | 35 |
| Drew Bledsoe | New England | 11/3/96 | 41 | 30 | 419 | 3 | 2 | 84t |
| Joe Namath | N.Y. Jets | 10/1/67 | 39 | 23 | 415 | 3 | 1 | 62 |
| Matt Cassel | New England | 11/23/08 | 43 | 30 | 415 | 3 | 1 | 64 |
| Josh Allen | Buffalo | 9/20/20 | 35 | 24 | 415 | 4 | 0 | 47 |
| Tom Brady | Tampa Bay | 10/10/21 | 41 | 30 | 411 | 5 | 0 | 62t |
| Drew Brees | New Orleans | 9/30/13 | 39 | 30 | 413 | 4 | 0 | 48 |
| Bernie Kosar | Cleveland | 11/10/86 | 50 | 32 | 401 | 0 | 0 | 44 |
| Josh Allen | Buffalo | 9/25/22 | 63 | 42 | 400 | 2 | 0 | 28 |
| Andy Dalton | Cincinnati | 12/22/19 | 56 | 33 | 396 | 4 | 0 | 34t |
| Ken O'Brien | N.Y. Jets | 11/10/85 | 43 | 26 | 393 | 2 | 0 | 44 |
| Patrick Mahomes | Kansas City | 12/13/20 | 34 | 24 | 393 | 2 | 3 | 44t |
| Derek Carr | Las Vegas | 9/26/21 | 43 | 26 | 386 | 2 | 1 | 34 |
| Boomer Esiason | N.Y. Jets | 11/27/94 | 41 | 26 | 382 | 2 | 2 | 69 |
| Elvis Grbac | San Francisco | 11/20/95 | 41 | 31 | 382 | 4 | 0 | 47t |
| Joe Flacco | Baltimore | 12/4/16 | 47 | 36 | 381 | 4 | 1 | 53t |
| Jim Kelly | Buffalo | 9/1/91 | 39 | 29 | 381 | 2 | 1 | 54t |
| Dan Fouts | San Diego | 11/18/84 | 56 | 37 | 380 | 4 | 1 | 44 |
| Matt Schaub | Houston | 10/12/08 | 42 | 22 | 379 | 1 | 2 | 61 |
| Vinny Testaverde | N.Y. Jets | 10/23/00 | 59 | 36 | 378 | 5 | 3 | 30t |
| Vinny Testaverde | N.Y. Jets | 9/14/03 | 45 | 29 | 373 | 1 | 1 | 61 |
| Carson Palmer | Oakland | 9/16/12 | 48 | 24 | 373 | 1 | 1 | 64t |
| Justin Herbert | L.A. Chargers | 12/11/22 | 51 | 39 | 367 | 1 | 0 | 55 |
| Steve DeBerg | Tampa Bay | 10/20/85 | 32 | 19 | 365 | 4 | 1 | 57 |
| Tom Brady | New England | 12/15/13 | 55 | 34 | 364 | 2 | 1 | 30 |
| Troy Aikman | Dallas | 10/27/96 | 41 | 33 | 363 | 3 | 0 | 61 |
| Brett Favre | Green Bay | 9/11/94 | 51 | 31 | 362 | 2 | 1 | 35 |
| Kurt Warner | Arizona | 9/14/08 | 24 | 19 | 361 | 3 | 0 | 79 |
| * Doug Flutie | Buffalo | 1/2/99 | 36 | 21 | 360 | 1 | 1 | 65 |
| Russell Wilson | Seattle | 10/4/20 | 34 | 24 | 360 | 2 | 1 | 57 |
| Jim Kelly | Buffalo | 10/25/87 | 39 | 29 | 359 | 2 | 0 | 34 |
| Josh Allen | Buffalo | 1/7/24 | 38 | 30 | 359 | 2 | 2 | 46 |
| Brian Sipe | Cleveland | 11/18/79 | 42 | 23 | 358 | 3 | 0 | 54 |
| Geno Smith | N.Y. Jets | 12/28/14 | 25 | 20 | 358 | 3 | 0 | 74t |
| Tom Brady | New England | 12/9/18 | 43 | 27 | 358 | 3 | 0 | 37t |
| Bert Jones | Baltimore | 9/27/81 | 27 | 20 | 357 | 3 | 1 | 67t |
| Tom Brady | New England | 10/29/15 | 38 | 26 | 356 | 4 | 0 | 47t |
| Steve Grogan | New England | 11/8/81 | 40 | 23 | 355 | 1 | 4 | 76t |
| Daunte Culpepper | Minnesota | 9/10/00 | 37 | 23 | 355 | 1 | 3 | 42 |
| Jared Goff | L.A. Rams | 11/1/20 | 35 | 61 | 355 | 1 | 2 | 26 |
| Danny White | Dallas | 10/25/81 | 32 | 22 | 354 | 3 | 1 | 38 |
| Tom Brady | New England | 10/21/07 | 25 | 21 | 354 | 6 | 0 | 50t |
| Tom Brady | New England | 12/6/09 | 29 | 19 | 352 | 2 | 2 | 81t |
| * Josh Allen | Buffalo | 1/15/23 | 39 | 23 | 352 | 3 | 2 | 52 |
| Steve Grogan | New England | 11/29/79 | 39 | 21 | 350 | 3 | 2 | 38 |
| Eli Manning | N.Y. Giants | 10/30/11 | 45 | 31 | 349 | 2 | 0 | 26 |
| Ben Roethlisberger | Pittsburgh | 12/8/13 | 39 | 23 | 349 | 3 | 0 | 67 |
| Dennis Shaw | Buffalo | 10/18/70 | 32 | 24 | 348 | 2 | 2 | 48 |
| Derek Carr | Oakland | 9/23/18 | 39 | 27 | 345 | 1 | 2 | 66 |
| Daryle Lamonica | Oakland | 9/21/68 | 24 | 15 | 344 | 4 | 0 | 73t |
| Mike Tomczak | Pittsburgh | 11/20/94 | 42 | 26 | 343 | 0 | 0 | 40 |
| Erik Kramer | Chicago | 10/27/97 | 50 | 32 | 343 | 2 | 0 | 54 |
| Andrew Luck | Indianapolis | 11/25/18 | 37 | 30 | 343 | 3 | 2 | 36 |
| Ken Anderson | Cincinnati | 11/28/83 | 36 | 23 | 342 | 1 | 2 | 80t |
| Pat Ryan | N.Y. Jets | 11/27/88 | 43 | 27 | 341 | 2 | 1 | 35 |
| Tony Eason | New England | 9/17/89 | 49 | 25 | 341 | 1 | 1 | 45 |
| * Jim Kelly | Buffalo | 1/12/91 | 29 | 19 | 339 | 3 | 1 | 44 |
| Aaron Rodgers | N. Y. Jets | 12/8/24 | 39 | 27 | 339 | 1 | 0 | 42 |



OPPONENT OUTSTANDING PERFORMANCES

GAMES OF 300+ PASSING YARDS

| PLAYER | TEAM | DATE | ATT. | COMP. | YDS. | TD | INT. | LG |
|-------------------|-----------------|----------|------|-------|------|----|------|-----|
| Joe Ferguson | Buffalo | 10/12/81 | 29 | 20 | 338 | 3 | 0 | 65t |
| Andy Dalton | Cincinnati | 10/31/13 | 53 | 32 | 338 | 0 | 3 | 26 |
| Eli Manning | N.Y. Giants | 12/14/15 | 31 | 27 | 337 | 4 | 0 | 84t |
| Derek Carr | Las Vegas | 12/26/20 | 34 | 21 | 336 | 1 | 0 | 85t |
| Matt Ryan | Atlanta | 10/24/21 | 40 | 25 | 336 | 2 | 1 | 49t |
| Brian Griese | Denver | 10/13/02 | 46 | 27 | 335 | 1 | 2 | 52 |
| Sam Darnold | N.Y. Jets | 9/16/18 | 25 | 41 | 334 | 1 | 2 | 44 |
| Steve Bartkowski | Atlanta | 9/21/80 | 36 | 18 | 332 | 2 | 0 | 53 |
| Tom Brady | New England | 11/8/09 | 37 | 25 | 332 | 1 | 1 | 71t |
| Joe Ferguson | Buffalo | 12/17/77 | 40 | 25 | 331 | 1 | 3 | 27 |
| Joe Montana | San Francisco | 1/20/85 | 35 | 24 | 331 | 3 | 0 | 34 |
| Vinny Testaverde | Baltimore | 10/19/97 | 47 | 32 | 331 | 1 | 0 | 34t |
| Philip Rivers | L.A. Chargers | 9/17/17 | 39 | 31 | 331 | 1 | 0 | 24 |
| Ken O'Brien | N.Y. Jets | 9/24/89 | 37 | 27 | 329 | 3 | 1 | 37t |
| Drew Bledsoe | New England | 1/2/94 | 43 | 27 | 329 | 4 | 1 | 42 |
| Tyrod Taylor | Buffalo | 12/24/16 | 39 | 26 | 329 | 3 | 0 | 53 |
| Kurt Warner | St. Louis | 9/30/01 | 31 | 24 | 328 | 4 | 0 | 45t |
| Trent Green | Kansas City | 9/29/02 | 34 | 24 | 328 | 5 | 0 | 46 |
| Brooks Bollinger | N.Y. Jets | 12/18/05 | 42 | 28 | 327 | 2 | 0 | 60t |
| Baker Mayfield | Cleveland | 11/24/19 | 34 | 24 | 327 | 3 | 1 | 37 |
| Will Levis | Tennessee | 12/11/23 | 38 | 23 | 327 | 1 | 1 | 45 |
| Bruce Matheson | Seattle | 10/4/87 | 42 | 20 | 326 | 2 | 3 | 30 |
| Warren Moon | Minnesota | 9/25/94 | 37 | 26 | 326 | 3 | 0 | 44t |
| Philip Rivers | San Diego | 11/13/16 | 44 | 23 | 326 | 3 | 4 | 51t |
| Neil O'Donnell | N.Y. Jets | 9/15/96 | 44 | 25 | 325 | 3 | 3 | 78t |
| Kevin Kolb | Arizona | 9/30/12 | 48 | 29 | 324 | 3 | 2 | 46t |
| Lamar Jackson | Baltimore | 9/8/19 | 20 | 17 | 324 | 5 | 0 | 83t |
| Boomer Esiason | N.Y. Jets | 9/12/93 | 33 | 22 | 323 | 2 | 1 | 51 |
| Glenn Foley | N.Y. Jets | 11/9/97 | 48 | 25 | 322 | 1 | 1 | 33 |
| Andrew Luck | Indianapolis | 9/15/13 | 43 | 25 | 321 | 1 | 1 | 47 |
| Jared Goff | Detroit | 10/30/22 | 37 | 27 | 321 | 1 | 0 | 58 |
| Lamar Jackson | Baltimore | 12/31/23 | 21 | 18 | 321 | 5 | 0 | 75t |
| Mark Rypien | St. Louis | 12/24/95 | 42 | 27 | 320 | 2 | 1 | 31 |
| Tyler Thigpen | Kansas City | 12/21/08 | 41 | 20 | 320 | 2 | 3 | 75 |
| Josh Allen | Buffalo | 10/1/23 | 25 | 21 | 320 | 4 | 0 | 55t |
| Jim Harbaugh | Indianapolis | 10/8/95 | 33 | 25 | 319 | 3 | 0 | 47t |
| Neil O'Donnell | N.Y. Jets | 10/12/97 | 37 | 24 | 319 | 2 | 0 | 70 |
| Trevor Lawrence | at Jacksonville | 10/17/21 | 41 | 25 | 319 | 2 | 0 | 29 |
| Lamar Jackson | at Baltimore | 9/18/22 | 29 | 21 | 318 | 3 | 0 | 75t |
| Carson Palmer | Cincinnati | 12/30/07 | 32 | 23 | 316 | 3 | 1 | 70t |
| Ryan Fitzpatrick | Buffalo | 12/18/11 | 47 | 31 | 316 | 2 | 3 | 28 |
| Mitchell Trubisky | Chicago | 10/14/18 | 31 | 22 | 316 | 3 | 1 | 54 |
| Sam Bradford | St. Louis | 10/14/12 | 39 | 26 | 315 | 0 | 0 | 65 |
| Steve Bono | Kansas City | 12/12/94 | 55 | 33 | 314 | 2 | 3 | 22t |
| * Joe Montana | Kansas City | 12/31/94 | 37 | 26 | 314 | 2 | 1 | 57t |
| Dan Fouts | San Diego | 10/15/78 | 30 | 22 | 313 | 1 | 2 | 46 |
| Tony Eason | New England | 10/21/84 | 29 | 19 | 313 | 3 | 0 | 76t |
| Aaron Rodgers | Green Bay | 10/17/10 | 33 | 18 | 313 | 1 | 1 | 86t |
| Brock Purdy | San Francisco | 12/22/24 | 40 | 26 | 313 | 2 | 1 | 28 |
| * Mark Malone | Pittsburgh | 1/6/85 | 36 | 20 | 312 | 3 | 3 | 29t |
| Drew Bledsoe | New England | 12/24/00 | 34 | 18 | 312 | 2 | 2 | 59 |
| Philip Rivers | San Diego | 12/20/15 | 36 | 26 | 311 | 3 | 2 | 31 |
| Richard Todd | N.Y. Jets | 10/4/81 | 39 | 28 | 310 | 4 | 1 | 46 |
| Philip Rivers | L.A. Chargers | 9/29/19 | 30 | 24 | 310 | 2 | 0 | 25 |
| Carson Wentz | Philadelphia | 12/1/19 | 46 | 28 | 310 | 3 | 1 | 27 |
| Alex Van Pelt | Buffalo | 11/25/01 | 34 | 21 | 309 | 3 | 1 | 80t |
| Mike Livingston | Kansas City | 10/19/69 | 34 | 17 | 308 | 1 | 1 | 93t |
| Neil Lomax | St. Louis | 9/30/84 | 37 | 22 | 308 | 1 | 0 | 29 |
| Matt Schaub | Baltimore | 12/6/15 | 46 | 32 | 308 | 1 | 2 | 41t |
| Jay Cutler | Denver | 11/2/08 | 46 | 24 | 307 | 2 | 3 | 47 |
| Philip Rivers | San Diego | 10/2/11 | 31 | 21 | 307 | 1 | 0 | 55t |
| Kyler Murray | Arizona | 10/27/24 | 36 | 26 | 307 | 2 | 0 | 37 |
| * Dan Pastorini | Houston | 12/24/78 | 29 | 20 | 306 | 1 | 0 | 34 |
| Jim Kelly | Buffalo | 10/4/92 | 48 | 25 | 306 | 1 | 4 | 28 |
| Drew Bledsoe | Buffalo | 12/1/02 | 27 | 15 | 306 | 3 | 0 | 73t |



OPPONENT OUTSTANDING PERFORMANCES

GAMES OF 300+ PASSING YARDS

| PLAYER | TEAM | DATE | ATT. | COMP. | YDS. | TD | INT. | LG |
|--------------------|--------------|----------|------|-------|------|----|------|-----|
| Mark Sanchez | N.Y. Jets | 9/23/12 | 45 | 21 | 306 | 1 | 2 | 66 |
| Russell Wilson | Denver | 9/24/23 | 38 | 23 | 306 | 1 | 1 | 46 |
| Greg Landry | Baltimore | 11/25/79 | 42 | 25 | 304 | 3 | 1 | 31t |
| Tom Brady | New England | 12/24/11 | 46 | 27 | 304 | 1 | 0 | 42 |
| Alex Smith | Kansas City | 12/24/17 | 39 | 25 | 304 | 1 | 0 | 52 |
| Josh Allen | Buffalo | 12/17/22 | 40 | 25 | 304 | 4 | 0 | 45 |
| Sonny Jurgensen | Washington | 10/13/74 | 39 | 26 | 303 | 2 | 3 | 37 |
| Peyton Manning | Indianapolis | 9/21/09 | 23 | 14 | 303 | 2 | 0 | 80t |
| Phillip Rivers | San Diego | 9/27/09 | 33 | 18 | 303 | 0 | 0 | 55 |
| Peyton Manning | Indianapolis | 9/6/98 | 37 | 21 | 302 | 1 | 3 | 42 |
| Ben Roethlisberger | Pittsburgh | 10/24/10 | 27 | 19 | 302 | 2 | 0 | 53t |
| Pat Ryan | N.Y. Jets | 10/4/87 | 49 | 30 | 301 | 4 | 2 | 35t |
| Derek Carr | Oakland | 11/5/17 | 30 | 21 | 300 | 1 | 1 | 44t |

GAMES OF 100+ RECEIVING YARDS

| PLAYER | TEAM | DATE | NO. | YDS. | TD | LG |
|-------------------|---------------|----------|-----|------|----|-----|
| * Eric Moulds | Buffalo | 1/2/99 | 9 | 240 | 1 | 65 |
| Eric Decker | N.Y. Jets | 12/28/14 | 10 | 221 | 1 | 74t |
| Ron Jessie | L.A. Rams | 10/3/76 | 7 | 220 | 2 | 58t |
| Isaac Bruce | St. Louis | 12/24/95 | 15 | 210 | 1 | 31 |
| Eric Moulds | Buffalo | 11/25/01 | 6 | 196 | 2 | 80t |
| Wesley Walker | N.Y. Jets | 9/21/86 | 6 | 194 | 4 | 65t |
| Michael Irvin | Dallas | 10/27/96 | 12 | 186 | 1 | 61 |
| Dallas Clark | Indianapolis | 9/21/09 | 7 | 183 | 1 | 80t |
| Stanley Morgan | New England | 11/8/81 | 5 | 182 | 1 | 76t |
| Al Toon | N.Y. Jets | 11/27/88 | 14 | 181 | 0 | 29 |
| Andre Johnson | Houston | 10/12/08 | 10 | 178 | 1 | 61 |
| Reggie Rucker | Cleveland | 11/18/79 | 9 | 177 | 1 | 54 |
| Marvin Harrison | Indianapolis | 11/11/01 | 9 | 174 | 3 | 45 |
| Theo Bell | Pittsburgh | 11/30/80 | 4 | 173 | 0 | 45 |
| A.J. Green | Cincinnati | 9/29/16 | 10 | 173 | 1 | 51 |
| Jordy Nelson | Oakland | 9/23/18 | 6 | 173 | 1 | 66 |
| Johnnie Morton | Detroit | 12/7/97 | 9 | 171 | 1 | 41 |
| Steve Smith | Carolina | 9/25/05 | 11 | 170 | 3 | 53t |
| Cris Carter | Minnesota | 9/10/00 | 9 | 168 | 0 | 42 |
| Sammy Watkins | Buffalo | 11/8/15 | 8 | 168 | 1 | 63 |
| Wes Welker | New England | 12/6/09 | 10 | 167 | 0 | 58 |
| * Kellen Winslow | San Diego | 1/2/82 | 13 | 166 | 1 | 31 |
| Odell Beckham Jr. | N.Y. Giants | 12/14/15 | 7 | 166 | 2 | 84t |
| Kyle Pitts | Atlanta | 10/24/21 | 7 | 163 | 0 | 39 |
| Tommy Kane | Seattle | 12/16/90 | 10 | 162 | 0 | 25 |
| Antwaan Randle El | Washington | 9/9/07 | 5 | 162 | 0 | 54 |
| Ben Coates | New England | 9/4/94 | 8 | 161 | 2 | 62t |
| Don Maynard | N.Y. Jets | 12/1/68 | 7 | 160 | 3 | 54t |
| Wes Welker | New England | 9/12/11 | 8 | 160 | 2 | 99t |
| Al Toon | N.Y. Jets | 9/24/89 | 10 | 159 | 1 | 37t |
| Bake Turner | N.Y. Jets | 12/15/68 | 7 | 157 | 0 | 71 |
| Al Toon | N.Y. Jets | 11/10/85 | 10 | 156 | 0 | 44 |
| Allen Robinson | Jacksonville | 9/20/15 | 6 | 155 | 2 | 52 |
| Nelson Agholor | Las Vegas | 12/26/20 | 5 | 155 | 1 | 85t |
| Andre Reed | Buffalo | 9/1/91 | 11 | 154 | 1 | 54t |
| Sammy Watkins | Buffalo | 12/24/16 | 7 | 154 | 1 | 53 |
| Frank Lewis | Buffalo | 9/17/78 | 5 | 153 | 1 | 92t |
| Larry Fitzgerald | Arizona | 9/14/08 | 6 | 153 | 0 | 75 |
| Stefon Diggs | Buffalo | 9/20/20 | 8 | 153 | 1 | 47 |
| Julian Edelman | New England | 1/1/17 | 8 | 151 | 1 | 77t |
| * James Lofton | Buffalo | 1/12/91 | 7 | 149 | 1 | 44 |
| Jerry Rice | San Francisco | 11/20/95 | 8 | 149 | 2 | 47t |
| Stanley Morgan | New England | 12/22/86 | 8 | 148 | 2 | 30t |
| Jarvis Landry | Cleveland | 11/24/19 | 10 | 148 | 2 | 37 |
| Randy Moss | New England | 11/8/09 | 6 | 147 | 1 | 71t |
| Santonio Holmes | N.Y. Jets | 9/23/12 | 9 | 147 | 0 | 38 |
| Marquise Brown | Baltimore | 9/8/19 | 4 | 147 | 2 | 83t |
| Marlin Briscoe | Buffalo | 10/18/70 | 7 | 145 | 2 | 46t |



OPPONENT OUTSTANDING PERFORMANCES

GAMES OF 100+ RECEIVING YARDS

| PLAYER | TEAM | DATE | NO. | YDS. | TD | LG |
|--------------------|--------------|----------|-----|------|----|-----|
| Raymond Butler | Baltimore | 9/27/81 | 4 | 145 | 2 | 67t |
| Keyshawn Johnson | N.Y. Jets | 12/12/99 | 11 | 144 | 2 | 27 |
| Marvin Harrison | Indianapolis | 9/15/02 | 11 | 144 | 1 | 33 |
| Terrelle Pryor Sr. | Cleveland | 9/25/16 | 8 | 144 | 0 | 40 |
| Mark Carrier | Tampa Bay | 10/30/88 | 9 | 142 | 0 | 47 |
| George Sauer | N.Y. Jets | 11/20/66 | 7 | 142 | 0 | — |
| * Stephone Paige | Kansas City | 1/5/91 | 8 | 142 | 1 | 33 |
| Santana Moss | N.Y. Jets | 9/14/03 | 5 | 142 | 1 | 61 |
| Elijah Moore | N.Y. Jets | 11/21/21 | 8 | 141 | 1 | 62t |
| Tony Gonzalez | Kansas City | 9/29/02 | 7 | 140 | 3 | 42t |
| Anquan Boldin | Arizona | 9/14/08 | 6 | 140 | 3 | 79t |
| George Sauer | N.Y. Jets | 10/22/67 | 6 | 139 | 1 | 61t |
| Julian Edelman | New England | 12/15/13 | 13 | 139 | 1 | 24t |
| Wes Welker | New England | 10/21/07 | 9 | 138 | 2 | 36 |
| Wes Welker | New England | 12/24/11 | 12 | 138 | 0 | 42 |
| Antonio Brown | Pittsburgh | 12/8/13 | 5 | 138 | 1 | 56 |
| Jimmy Teal | Seattle | 10/4/87 | 9 | 137 | 0 | 32 |
| Joey Galloway | Seattle | 10/6/96 | 5 | 137 | 2 | 65t |
| John Brown | Buffalo | 11/17/19 | 9 | 137 | 2 | 40t |
| Alshon Jeffrey | Philadelphia | 12/1/19 | 9 | 137 | 1 | 27 |
| A.J. Brown | Philadelphia | 10/22/23 | 10 | 137 | 1 | 42 |
| Alfred Jenkins | Atlanta | 9/21/80 | 4 | 136 | 0 | 33 |
| Jeff Graham | N.Y. Jets | 9/15/96 | 5 | 136 | 1 | 78t |
| * Jimmy Smith | Jacksonville | 1/15/00 | 5 | 136 | 2 | 70t |
| Travis Kelce | Kansas City | 12/13/20 | 8 | 136 | 1 | 32 |
| Ben Coates | New England | 11/3/96 | 5 | 135 | 2 | 84t |
| Gene Foster | San Diego | 10/2/66 | 6 | 134 | 2 | 63t |
| Jim Whalen | Boston | 10/15/67 | 6 | 134 | 3 | — |
| Andre Reed | Buffalo | 10/13/96 | 10 | 134 | 0 | 49 |
| Brent Celek | Philadelphia | 11/15/15 | 4 | 134 | 0 | 60 |
| Leonard Thompson | Detroit | 10/27/85 | 6 | 133 | 1 | 48 |
| Stephone Paige | Kansas City | 12/3/89 | 7 | 133 | 1 | 38t |
| Greg Jennings | Green Bay | 10/17/10 | 6 | 133 | 1 | 86t |
| Fred Biletnikoff | Oakland | 9/20/69 | 9 | 132 | 1 | 13t |
| Otis Taylor | Kansas City | 10/19/69 | 4 | 131 | 0 | 79 |
| J.J. Birden | Kansas City | 12/12/94 | 10 | 131 | 1 | 22t |
| Shawn Jefferson | New England | 11/23/98 | 6 | 131 | 1 | 38 |
| Troy Brown | New England | 10/19/03 | 6 | 131 | 1 | 82t |
| Chad Johnson | Cincinnati | 12/30/07 | 4 | 131 | 2 | 70t |
| Hines Ward | Pittsburgh | 10/24/10 | 7 | 131 | 1 | 43 |
| Danny Amendola | New England | 12/15/13 | 10 | 131 | 0 | 30 |
| Brandon Marshall | N.Y. Jets | 11/29/15 | 9 | 131 | 2 | 47 |
| Chris Burkett | Buffalo | 10/25/87 | 9 | 130 | 1 | 34 |
| Eric Moulds | Buffalo | 12/1/02 | 5 | 130 | 1 | 57t |
| * Rashee Rice | Kansas City | 1/13/24 | 8 | 130 | 1 | 39 |
| Randy Vataha | New England | 12/5/71 | 7 | 129 | 2 | 51t |
| * Steve Largent | Seattle | 12/29/84 | 6 | 128 | 1 | 56t |
| Matt Jones | Jacksonville | 12/3/06 | 6 | 128 | 1 | 33 |
| A.J. Green | Cincinnati | 10/31/13 | 11 | 128 | 0 | 21 |
| Brandon Marshall | N.Y. Jets | 10/4/15 | 7 | 128 | 0 | 58 |
| Tyler Boyd | Cincinnati | 12/22/19 | 9 | 128 | 2 | 34t |
| Cris Collinsworth | Cincinnati | 11/28/83 | 8 | 127 | 0 | 48 |
| Jake Reed | Minnesota | 9/25/94 | 9 | 127 | 0 | 21 |
| Andre Reed | Buffalo | 12/16/96 | 6 | 127 | 1 | 67t |
| Nate Washington | Houston | 10/25/15 | 9 | 127 | 2 | 27t |
| Charlie Mitchell | Denver | 12/4/66 | 4 | 126 | 1 | 79t |
| Wesley Walker | N.Y. Jets | 11/26/78 | 6 | 126 | 1 | 42 |
| Roy Williams | Detroit | 11/23/06 | 6 | 126 | 0 | 41 |
| Jared Cook | Oakland | 11/5/17 | 8 | 126 | 0 | 35 |
| Brock Bowers | Las Vegas | 11/17/24 | 13 | 126 | 1 | 23t |
| Lance Alworth | San Diego | 11/12/67 | 4 | 125 | 1 | 54t |
| Stanley Morgan | New England | 10/5/86 | 6 | 125 | 1 | 27t |
| Tim Brown | Oakland | 11/30/97 | 8 | 125 | 1 | 36 |
| Raghib Ismail | Dallas | 11/25/99 | 5 | 125 | 1 | 65t |
| Marvin Harrison | Indianapolis | 12/5/99 | 8 | 125 | 0 | 36 |



OPPONENT OUTSTANDING PERFORMANCES

GAMES OF 100+ RECEIVING YARDS

| PLAYER | TEAM | DATE | NO. | YDS. | TD | LG |
|--------------------|---------------|----------|-----|------|----|-----|
| Randy Moss | New England | 11/23/08 | 8 | 125 | 3 | 29t |
| Emmanuel Sanders | Denver | 11/23/14 | 9 | 125 | 0 | 35 |
| Tyrell Williams | San Diego | 11/13/16 | 5 | 125 | 1 | 51t |
| T.Y. Hilton | Indianapolis | 11/25/18 | 7 | 125 | 0 | 36 |
| Stanley Morgan | New England | 11/29/79 | 5 | 124 | 1 | 38t |
| Rob Moore | N.Y. Jets | 9/12/93 | 6 | 124 | 0 | 51 |
| Rob Moore | N.Y. Jets | 11/27/94 | 7 | 124 | 0 | 35 |
| T.Y. Hilton | Indianapolis | 9/15/13 | 6 | 124 | 0 | 47 |
| * Antonio Brown | Pittsburgh | 1/8/17 | 5 | 124 | 2 | 62t |
| Will Fuller | Houston | 10/25/18 | 5 | 124 | 1 | 73t |
| Antonio Brown | Tampa Bay | 10/10/21 | 7 | 124 | 2 | 62t |
| Tee Higgins | Cincinnati | 9/29/22 | 7 | 124 | 1 | 59t |
| DeAndre Hopkins | Tennessee | 12/11/23 | 7 | 124 | 1 | 45 |
| Trey McBride | Arizona | 10/27/24 | 9 | 124 | 0 | 37 |
| Antonio Gates | San Diego | 12/11/05 | 13 | 123 | 1 | 25 |
| Christian Kirk | Arizona | 11/8/20 | 5 | 123 | 1 | 56t |
| Jim Whalen | Boston | 12/17/67 | 4 | 122 | 0 | 33 |
| * Fred Biletnikoff | Oakland | 12/21/74 | 8 | 122 | 1 | 20 |
| Dokie Williams | L.A. Raiders | 12/2/84 | 2 | 122 | 1 | 75t |
| Andre Reed | Buffalo | 9/11/88 | 8 | 122 | 0 | 21 |
| * Andre Reed | Buffalo | 1/12/91 | 4 | 122 | 2 | 43 |
| Randy Moss | New England | 10/21/07 | 4 | 122 | 2 | 50t |
| Don Maynard | N.Y. Jets | 10/1/67 | 10 | 121 | 0 | — |
| Don Maynard | N.Y. Jets | 11/2/69 | 4 | 121 | 2 | 42t |
| Wayne Patrick | Buffalo | 10/18/70 | 6 | 121 | 0 | 48 |
| Joe Washington | Baltimore | 11/11/79 | 10 | 121 | 0 | 23 |
| Henry Ellard | L.A. Rams | 12/14/86 | 8 | 121 | 1 | 22 |
| Tony Martin | San Diego | 11/5/95 | 7 | 121 | 1 | 50t |
| Darrell Jackson | Seattle | 10/28/01 | 5 | 121 | 1 | 64 |
| Torrey Smith | Baltimore | 10/6/13 | 6 | 121 | 0 | 41 |
| George Sauer | N.Y. Jets | 10/1/67 | 10 | 120 | 0 | — |
| Sammy White | Minnesota | 12/11/76 | 9 | 120 | 3 | 36t |
| Butch Woolfolk | Houston | 9/8/85 | 3 | 120 | 1 | 80t |
| Wes Welker | New England | 11/23/08 | 8 | 120 | 0 | 64 |
| Vincent Jackson | San Diego | 9/27/09 | 5 | 120 | 0 | 55 |
| Stefon Diggs | Buffalo | 10/1/23 | 6 | 120 | 3 | 55t |
| Lance Alworth | San Diego | 10/2/66 | 6 | 119 | 2 | — |
| Eric Sievers | San Diego | 11/18/84 | 12 | 119 | 2 | 24 |
| Fred Biletnikoff | Oakland | 10/4/69 | 9 | 119 | 1 | 23 |
| Mike Jones | New Orleans | 12/7/86 | 6 | 119 | 0 | 34 |
| Andre Johnson | Houston | 9/9/12 | 8 | 119 | 1 | 29 |
| Tim Patrick | Denver | 11/22/20 | 5 | 119 | 0 | 61 |
| Vincent Brisby | New England | 11/12/95 | 6 | 118 | 1 | 47t |
| Andre Roberts | Arizona | 9/30/12 | 6 | 118 | 2 | 46t |
| CeeDee Lamb | Dallas | 12/24/23 | 6 | 118 | 1 | 49t |
| Richard Caster | N.Y. Jets | 10/7/74 | 3 | 117 | 1 | 89t |
| O.J. Simpson | Buffalo | 12/7/75 | 8 | 117 | 1 | 62t |
| Eric Sievers | New England | 12/10/89 | 6 | 117 | 0 | 41 |
| Carl Pickens | Cincinnati | 10/1/95 | 9 | 117 | 3 | 44t |
| Lee Evans | Buffalo | 12/4/05 | 5 | 117 | 3 | 56t |
| Sammy Watkins | Buffalo | 9/14/14 | 8 | 117 | 1 | 30 |
| Robby Anderson | N.Y. Jets | 12/8/19 | 7 | 117 | 1 | 39 |
| Paul Coffman | Green Bay | 10/28/79 | 5 | 116 | 1 | 78t |
| Jimmie Giles | Tampa Bay | 10/20/85 | 7 | 116 | 4 | 39t |
| Irving Fryar | Philadelphia | 10/20/96 | 8 | 116 | 4 | 38t |
| Shawn Jefferson | New England | 10/25/98 | 4 | 116 | 0 | 54 |
| Lee Evans | Buffalo | 10/26/08 | 7 | 116 | 0 | 33 |
| Peyton Hillis | Denver | 11/2/08 | 7 | 116 | 1 | 47 |
| Mike Williams | L.A. Chargers | 12/11/22 | 6 | 116 | 1 | 55 |
| Tony Hill | Dallas | 12/17/84 | 6 | 115 | 1 | 66t |
| Steve Breaston | Kansas City | 11/6/11 | 7 | 115 | 0 | 37 |
| Julio Jones | Atlanta | 9/22/13 | 9 | 115 | 0 | 28 |
| Adam Thielen | Carolina | 10/15/23 | 11 | 115 | 1 | 27 |
| Isaac Curtis | Cincinnati | 11/28/83 | 4 | 114 | 1 | 80t |
| Stanley Morgan | New England | 10/21/84 | 3 | 114 | 1 | 76t |



OPPONENT OUTSTANDING PERFORMANCES

GAMES OF 100+ RECEIVING YARDS

| PLAYER | TEAM | DATE | NO. | YDS. | TD | LG |
|---------------------|--------------|----------|-----|------|----|-----|
| Dennis Northcutt | Cleveland | 12/26/04 | 4 | 114 | 1 | 58t |
| Darren Sproles | New Orleans | 9/30/13 | 7 | 114 | 1 | 48 |
| Martellus Bennett | New England | 9/18/16 | 5 | 114 | 1 | 37 |
| * Stefon Diggs | Buffalo | 1/15/23 | 7 | 114 | 0 | 52 |
| Garrett Wilson | N.Y. JETS | 12/8/24 | 7 | 114 | 0 | 42 |
| Otis Taylor | Kansas City | 11/13/66 | 4 | 113 | 1 | 89t |
| Otis Taylor | Kansas City | 9/28/68 | 3 | 113 | 1 | 44 |
| Eric Crabtree | Cincinnati | 9/14/69 | 3 | 113 | 2 | 69t |
| James Lofton | L.A. Raiders | 10/9/88 | 5 | 113 | 0 | 32 |
| Tim Brown | Oakland | 10/31/99 | 7 | 113 | 0 | 32 |
| Calvin Johnson | Detroit | 11/9/14 | 7 | 113 | 1 | 49t |
| Rob Gronkowski | New England | 10/29/15 | 6 | 113 | 1 | 47t |
| Mike Evans | Tampa Bay | 10/10/21 | 6 | 113 | 2 | 34t |
| * Gabe Davis | Buffalo | 1/15/23 | 6 | 113 | 1 | 33 |
| Jim Colclough | Boston | 12/17/67 | 3 | 112 | 0 | 52 |
| * Mike Barber | Houston | 12/24/78 | 4 | 112 | 0 | 55 |
| Wesley Walker | N.Y. Jets | 10/4/81 | 8 | 112 | 2 | 46 |
| Will Moore | New England | 9/10/95 | 8 | 112 | 0 | 33 |
| Terry Glenn | New England | 11/3/96 | 10 | 112 | 0 | 20 |
| A.J. Green | Cincinnati | 10/7/18 | 6 | 112 | 0 | 23 |
| Darren Waller | Las Vegas | 12/26/20 | 5 | 112 | 0 | 33 |
| Wayne Patrick | Buffalo | 10/18/70 | 6 | 111 | 0 | 48 |
| Roy Jefferson | Washington | 10/13/74 | 7 | 111 | 1 | 37t |
| John Holland | Buffalo | 9/13/76 | 2 | 111 | 2 | 58t |
| * John Stallworth | Pittsburgh | 1/6/85 | 4 | 111 | 2 | 65t |
| Kevin House | Tampa Bay | 10/20/85 | 4 | 111 | 0 | 57 |
| Al Toon | N.Y. Jets | 9/21/86 | 7 | 111 | 0 | 31 |
| Torry Holt | St. Louis | 9/30/01 | 4 | 111 | 1 | 45t |
| Sterling Shepard | N.Y. Giants | 12/15/19 | 9 | 111 | 0 | 24 |
| Jakobi Meyers | New England | 12/20/20 | 7 | 111 | 0 | 35 |
| Marvin Harrison Jr. | Arizona | 10/27/24 | 6 | 111 | 1 | 25 |
| * Ed Podolak | Kansas City | 12/25/71 | 8 | 110 | 1 | 29 |
| Anthony Miller | San Diego | 12/27/93 | 7 | 110 | 2 | 41t |
| Randy Moss | Minnesota | 12/21/02 | 7 | 110 | 0 | 60 |
| Jeremy Shockey | N.Y. Giants | 10/5/03 | 11 | 110 | 0 | 20 |
| Lee Evans | Buffalo | 12/5/04 | 4 | 110 | 2 | 69t |
| Taylor Gabriel | Chicago | 10/14/18 | 5 | 110 | 0 | 54 |
| Cooper Kupp | L.A. Rams | 11/1/20 | 11 | 110 | 0 | 22 |
| Cole Beasley | Buffalo | 10/31/21 | 10 | 110 | 0 | 20 |
| Emerson Boozer | N.Y. Jets | 10/1/67 | 5 | 109 | 2 | - |
| Richie Anderson | N.Y. Jets | 10/23/00 | 12 | 109 | 0 | 19 |
| Golden Tate | Detroit | 11/9/14 | 11 | 109 | 0 | 28 |
| Tyreek Hill | Kansas City | 12/24/17 | 6 | 109 | 0 | 52 |
| Davante Adams | N.Y. Jets | 12/8/24 | 9 | 109 | 1 | 34 |
| Wesley Walker | N.Y. Jets | 9/3/78 | 4 | 108 | 2 | 47t |
| * Charlie Joiner | San Diego | 1/2/82 | 7 | 108 | 0 | 39 |
| Art Monk | N.Y. Jets | 11/27/94 | 5 | 108 | 0 | 69 |
| * Steve Tasker | Buffalo | 12/30/95 | 5 | 108 | 1 | 37t |
| Dedric Ward | N.Y. Jets | 11/9/97 | 6 | 108 | 0 | 33 |
| Leon Washington | N.Y. Jets | 12/25/06 | 4 | 108 | 0 | 64 |
| Jacoby Ford | Oakland | 11/28/10 | 4 | 108 | 1 | 52 |
| Vincent Jackson | San Diego | 10/2/11 | 3 | 108 | 1 | 55t |
| Donnie Avery | Indianapolis | 11/4/12 | 5 | 108 | 0 | 48 |
| Jordan Cameron | Cleveland | 9/8/13 | 9 | 108 | 1 | 22 |
| Mark Andrews | Baltimore | 9/8/19 | 8 | 108 | 1 | 39 |
| Rashod Bateman | at Baltimore | 9/18/22 | 4 | 108 | 1 | 75t |
| Jack Snow | L.A. Rams | 10/31/71 | 5 | 107 | 1 | 51t |
| Jordy Nelson | Green Bay | 10/12/14 | 9 | 107 | 1 | 22 |
| Javorius Allen | Baltimore | 12/6/15 | 12 | 107 | 1 | 41t |
| Rob Gronkowski | New England | 12/9/18 | 8 | 107 | 1 | 17 |
| Gabriel Davis | Buffalo | 1/3/21 | 2 | 107 | 1 | 56t |
| Justin Jefferson | Minnesota | 10/16/22 | 6 | 107 | 0 | 47 |
| Warren Wells | Oakland | 9/21/68 | 3 | 106 | 1 | 73t |
| Raymond Chester | Baltimore | 10/10/76 | 5 | 106 | 0 | 48 |
| Frank Lewis | Buffalo | 10/12/81 | 5 | 106 | 0 | 30 |



OPPONENT OUTSTANDING PERFORMANCES

GAMES OF 100+ RECEIVING YARDS

| PLAYER | TEAM | DATE | NO. | YDS. | TD | LG |
|---------------------|-----------------|----------|-----|------|----|-----|
| Tony Hill | Dallas | 10/25/81 | 5 | 106 | 0 | 38 |
| * Wes Chandler | San Diego | 1/2/82 | 6 | 106 | 0 | 47 |
| Andre Reed | Buffalo | 12/4/94 | 3 | 106 | 2 | 83t |
| Warrick Dunn | Tampa Bay | 9/21/97 | 6 | 106 | 1 | 58t |
| Laveranues Coles | N.Y. Jets | 10/15/06 | 5 | 106 | 2 | 58t |
| Leonard Hankerson | Washington | 11/13/11 | 8 | 106 | 0 | 22 |
| DK Metcalf | Seattle | 10/4/20 | 4 | 106 | 0 | 37 |
| Zay Flowers | Baltimore | 12/31/23 | 3 | 106 | 1 | 75t |
| George Kittle | San Francisco | 12/22/24 | 8 | 106 | 0 | 28 |
| Bake Turner | N.Y. Jets | 12/14/69 | 4 | 105 | 2 | 34t |
| Harold Jackson | New England | 11/29/79 | 5 | 105 | 1 | 33 |
| Eddie Brown | Cincinnati | 11/8/87 | 8 | 105 | 0 | 32 |
| Jermaine Lewis | Baltimore | 10/19/97 | 6 | 105 | 0 | 28 |
| Wayne Chrebet | N.Y. Jets | 12/13/98 | 5 | 105 | 1 | 52 |
| Tony Martin | Atlanta | 12/27/98 | 3 | 105 | 1 | 53 |
| Ed McCaffrey | Denver | 9/13/99 | 6 | 105 | 3 | 61t |
| Jeremy Shockey | New Orleans | 10/25/09 | 4 | 105 | 0 | 66 |
| Khalil Shakir | Buffalo | 1/7/24 | 6 | 105 | 0 | 46 |
| Art Powell | Oakland | 9/2/66 | 8 | 104 | 1 | 17t |
| * Elmo Wright | Kansas City | 12/25/71 | 3 | 104 | 0 | 63 |
| Derrick Gaffney | N.Y. Jets | 9/30/79 | 4 | 104 | 0 | 43 |
| Wayne Chrebet | N.Y. Jets | 10/12/97 | 5 | 104 | 1 | 70 |
| Tim Brown | Oakland | 12/6/98 | 9 | 104 | 2 | 27 |
| Wayne Chrebet | N.Y. Jets | 10/23/00 | 6 | 104 | 2 | 28 |
| Mark Andrews | at Baltimore | 9/18/22 | 9 | 104 | 1 | 25 |
| DK Metcalf | at Seattle | 9/22/24 | 4 | 104 | 1 | 71t |
| Gary Garrison | San Diego | 10/11/69 | 4 | 103 | 2 | 40t |
| * Ken Burrough | Houston | 12/24/78 | 6 | 103 | 0 | 53 |
| Thurman Thomas | Buffalo | 9/1/91 | 8 | 103 | 1 | 50t |
| * Kimble Anders | Kansas City | 12/31/94 | 6 | 103 | 1 | 57t |
| Aaron Hernandez | New England | 9/12/11 | 7 | 103 | 1 | 30 |
| Wes Welker | New England | 12/2/12 | 12 | 103 | 1 | 14 |
| JuJu Smith-Schuster | Pittsburgh | 10/28/19 | 5 | 103 | 1 | 34 |
| DJ Moore | Carolina | 11/28/21 | 4 | 103 | 0 | 64 |
| Marvin Harrison | Indianapolis | 9/6/98 | 5 | 102 | 1 | 42 |
| Troy Brown | New England | 12/24/00 | 8 | 102 | 0 | 22 |
| David Patten | New England | 10/6/02 | 5 | 102 | 2 | 34t |
| Doug Jolley | N.Y. Jets | 12/18/05 | 9 | 102 | 1 | 60t |
| Jamaal Charles | Kansas City | 12/21/08 | 3 | 102 | 0 | 75 |
| Kellen Winslow | Tampa Bay | 11/15/09 | 7 | 102 | 0 | 37 |
| Rob Gronkowski | New England | 1/2/11 | 6 | 102 | 1 | 28 |
| T.Y. Hilton | Indianapolis | 11/4/12 | 6 | 102 | 1 | 36t |
| Elbert Dubenion | Buffalo | 9/18/66 | 5 | 101 | 0 | 26 |
| Jerry LeVias | Houston | 11/23/69 | 4 | 101 | 1 | - |
| Andre Rison | Atlanta | 10/11/92 | 7 | 101 | 1 | 22t |
| Heath Miller | Pittsburgh | 9/7/06 | 3 | 101 | 1 | 87t |
| Andre Johnson | Houston | 10/1/06 | 9 | 101 | 1 | 30 |
| Cecil Shorts | Jacksonville | 12/16/12 | 6 | 101 | 0 | 30 |
| Richard Caster | N.Y. Jets | 11/24/74 | 6 | 100 | 2 | 45t |
| Al Toon | N.Y. Jets | 12/7/87 | 5 | 100 | 1 | 44t |
| Lawrence Dawsey | Tampa Bay | 12/1/91 | 8 | 100 | 1 | 17t |
| Curtis Conway | Chicago | 10/27/97 | 6 | 100 | 0 | 54 |
| Ken Dilger | Indianapolis | 12/14/97 | 5 | 100 | 3 | 43 |
| Ben Watson | Cleveland | 12/5/10 | 10 | 100 | 1 | 22 |
| Jimmy Graham | New Orleans | 9/30/13 | 4 | 100 | 2 | 43t |
| Keenan Allen | L.A. Chargers | 9/17/17 | 9 | 100 | 0 | 24 |
| Terry McLaurin | Washington | 10/13/19 | 4 | 100 | 2 | 33t |
| Marvin Jones | at Jacksonville | 10/17/21 | 7 | 100 | 1 | 28 |
| Breece Hall | at N.Y. Jets | 10/9/22 | 2 | 100 | 0 | 79 |

GAMES OF 100+ RUSHING YARDS

| PLAYER | TEAM | DATE | NO. | YDS. | TD | LG |
|---------------|-------------|----------|-----|------|----|-----|
| Rico Dowdle | Carolina | 10/5/25 | 23 | 206 | 1 | 53 |
| O.J. Simpson | Buffalo | 12/5/76 | 24 | 203 | 1 | 75t |
| Rueben Mayes | New Orleans | 12/7/86 | 28 | 203 | 2 | 34t |
| Earl Campbell | Houston | 11/20/78 | 28 | 199 | 4 | 81t |



OPPONENT OUTSTANDING PERFORMANCES

GAMES OF 100+ RUSHING YARDS

| PLAYER | TEAM | DATE | NO. | YDS. | TD | LG |
|------------------|--------------|----------|-----|------|----|-----|
| * Terrell Davis | Denver | 1/9/99 | 21 | 199 | 2 | 62 |
| Justin Fargas | Oakland | 9/30/07 | 22 | 179 | 0 | 48 |
| Justin Fields | Chicago | 11/6/22 | 15 | 178 | 1 | 61t |
| Freeman McNeil | N.Y. Jets | 10/14/85 | 28 | 173 | 0 | 20 |
| Ricky Watters | Philadelphia | 10/20/96 | 25 | 173 | 1 | 49t |
| Gerald Riggs | Atlanta | 11/30/86 | 33 | 172 | 1 | 31 |
| Eric Dickerson | Indianapolis | 12/4/88 | 31 | 169 | 1 | 19 |
| Jamal Lewis | Baltimore | 1/2/05 | 34 | 167 | 1 | 20 |
| C.J. Anderson | Denver | 11/23/14 | 27 | 167 | 1 | 26 |
| * Le'Veon Bell | Pittsburgh | 1/8/17 | 29 | 167 | 2 | 26 |
| ** John Riggins | Washington | 1/30/83 | 38 | 166 | 1 | 43t |
| Reuben Droughns | Cleveland | 11/20/05 | 30 | 166 | 1 | 75t |
| Chris Ivory | N.Y. Jets | 10/4/15 | 29 | 166 | 1 | 24 |
| Thurman Thomas | Buffalo | 9/1/91 | 25 | 165 | 1 | 20 |
| Jim Nance | Boston | 12/17/67 | 24 | 164 | 2 | 29 |
| William Andrews | Atlanta | 12/10/83 | 21 | 161 | 1 | 24t |
| * Earnest Byner | Cleveland | 1/4/86 | 16 | 161 | 2 | 66t |
| Hoyle Granger | Houston | 12/23/67 | 21 | 160 | 1 | 23 |
| Wayne Wilson | New Orleans | 10/2/83 | 34 | 160 | 0 | 12 |
| * Thurman Thomas | Buffalo | 12/30/95 | 25 | 158 | 1 | 32 |
| Kerryon Johnson | Detroit | 10/21/18 | 19 | 158 | 0 | 71 |
| Don Woods | San Diego | 9/29/74 | 18 | 157 | 2 | 56t |
| Earnest Byner | Washington | 12/2/90 | 32 | 157 | 3 | 21 |
| Antowain Smith | New England | 12/22/01 | 26 | 156 | 1 | 44 |
| Laurence Maroney | New England | 12/23/07 | 14 | 156 | 1 | 59t |
| Marcus Allen | L.A. Raiders | 12/2/84 | 20 | 155 | 3 | 52t |
| Eric Dickerson | Indianapolis | 11/15/87 | 30 | 154 | 1 | 13 |
| Thurman Thomas | Buffalo | 12/23/90 | 30 | 154 | 1 | 13t |
| Christian Okoye | Kansas City | 10/13/91 | 23 | 153 | 2 | 38t |
| Dick Post | San Diego | 11/3/68 | 21 | 151 | 0 | 24 |
| Travis Henry | Buffalo | 12/1/02 | 35 | 151 | 1 | 13 |
| Thurman Thomas | Buffalo | 10/29/89 | 27 | 148 | 1 | 30t |
| Christian Okoye | Kansas City | 12/3/89 | 32 | 148 | 1 | 13 |
| Thurman Thomas | Buffalo | 12/17/95 | 35 | 148 | 1 | 15 |
| Brian Westbrook | Philadelphia | 11/18/07 | 32 | 148 | 0 | 36 |
| Adrian Peterson | Minnesota | 9/19/10 | 28 | 145 | 1 | 23 |
| Aaron Jones | Green Bay | 11/11/18 | 15 | 145 | 2 | 67 |
| James Conner | Pittsburgh | 10/28/19 | 23 | 145 | 1 | 25 |
| Barry Sanders | Detroit | 9/15/91 | 32 | 143 | 0 | 14 |
| Lee Suggs | Cleveland | 12/26/04 | 38 | 143 | 0 | 13 |
| Lydell Mitchell | Baltimore | 10/9/77 | 17 | 142 | 1 | 64t |
| Curtis Martin | New England | 11/12/95 | 30 | 142 | 2 | 23 |
| Woody Campbell | Houston | 12/3/67 | 18 | 141 | 1 | 42 |
| * Natrone Means | San Diego | 1/8/95 | 24 | 139 | 1 | 24t |
| Earl Campbell | Houston | 12/4/83 | 28 | 138 | 1 | 35t |
| Edgerrin James | Indianapolis | 9/15/02 | 30 | 138 | 0 | 13 |
| C.J. Spiller | Buffalo | 12/23/12 | 22 | 138 | 0 | 62 |
| Barry Sanders | Detroit | 12/7/97 | 30 | 137 | 1 | 19 |
| Dalvin Cook | Minnesota | 12/16/18 | 19 | 136 | 2 | 26 |
| Thurman Thomas | Buffalo | 11/18/91 | 23 | 135 | 1 | 30 |
| * Fred Taylor | Jacksonville | 1/15/00 | 18 | 135 | 1 | 90t |
| Josh Allen | Buffalo | 12/2/18 | 9 | 135 | 0 | 28 |
| Paul Robinson | Cincinnati | 11/17/68 | 22 | 134 | 3 | 54t |
| Jim Nance | Boston | 11/27/66 | 23 | 133 | 1 | 27t |
| Lamar Miller | Houston | 10/25/18 | 18 | 133 | 1 | 58 |
| Freeman McNeil | N.Y. Jets | 11/4/84 | 20 | 132 | 1 | 52 |
| Johnny Hector | N.Y. Jets | 12/22/91 | 13 | 132 | 0 | 47 |
| Travis Henry | Buffalo | 10/20/02 | 22 | 132 | 0 | 34 |
| Knile Davis | Kansas City | 9/21/14 | 32 | 132 | 1 | 21t |
| D'Onta Foreman | Tennessee | 1/2/22 | 26 | 132 | 1 | 35 |
| Mike Garrett | Kansas City | 9/24/67 | 20 | 131 | 0 | 28 |
| Brandon Jacobs | N.Y. Giants | 10/28/07 | 23 | 131 | 0 | 15 |
| Edgerrin James | Indianapolis | 12/5/99 | 23 | 130 | 2 | 41t |
| Darren McFadden | Dallas | 11/22/15 | 29 | 129 | 0 | 35 |
| LeSean McCoy | Buffalo | 12/24/16 | 24 | 128 | 1 | 19t |
| Michael Pittman | Tampa Bay | 10/16/05 | 15 | 127 | 1 | 57t |
| Ryan Mathews | San Diego | 11/17/13 | 19 | 127 | 0 | 51 |
| Joe Washington | Baltimore | 10/29/78 | 20 | 126 | 0 | 29 |
| Floyd Little | Denver | 10/27/68 | 25 | 126 | 1 | 19 |
| Antowain Smith | Buffalo | 11/14/99 | 29 | 126 | 0 | 24 |
| Chris Johnson | Tennessee | 11/11/12 | 23 | 126 | 1 | 21 |
| Eric Dickerson | Indianapolis | 9/25/88 | 30 | 125 | 0 | 9 |
| Thurman Thomas | Buffalo | 10/9/94 | 31 | 125 | 2 | 26t |



OPPONENT OUTSTANDING PERFORMANCES

GAMES OF 100+ RUSHING YARDS

| PLAYER | TEAM | DATE | NO. | YDS. | TD | LG |
|--------------------|---------------|----------|-----|------|----|-----|
| Ezekiel Elliott | Dallas | 9/22/19 | 19 | 125 | 0 | 18 |
| Earnest Jackson | San Diego | 11/18/84 | 28 | 124 | 0 | 16 |
| Eric Dickerson | L.A. Rams | 12/14/86 | 28 | 124 | 1 | 25 |
| Robert Holmes | Kansas City | 9/28/68 | 13 | 123 | 1 | 76t |
| Neal Anderson | Chicago | 9/4/88 | 24 | 123 | 2 | 15 |
| Scott Lockwood | New England | 12/27/92 | 30 | 123 | 0 | 23 |
| Tatum Bell | Denver | 12/12/04 | 17 | 123 | 2 | 29 |
| LeGarrette Blount | New England | 9/18/16 | 29 | 123 | 1 | 26 |
| Tony Dorsett | Dallas | 10/25/81 | 24 | 122 | 0 | 18 |
| DeAngelo Williams | Carolina | 11/19/09 | 13 | 122 | 0 | 50 |
| Walter Payton | Chicago | 12/2/85 | 23 | 121 | 0 | 15 |
| Larry Kinnebrew | Buffalo | 10/29/89 | 21 | 121 | 1 | 25 |
| Dorsey Levens | Green Bay | 9/14/97 | 21 | 121 | 0 | 23 |
| Corey Dillon | New England | 12/20/04 | 26 | 121 | 1 | 20 |
| Alfred Morris | Washington | 9/13/15 | 25 | 121 | 0 | 14 |
| DeMarco Murray | Tennessee | 10/9/16 | 27 | 121 | 0 | 14 |
| O.J. Simpson | Buffalo | 11/18/73 | 20 | 120 | 0 | 28 |
| Earl Campbell | Houston | 11/5/79 | 32 | 120 | 0 | 11 |
| * Chuck Muncie | San Diego | 1/2/82 | 24 | 120 | 1 | 19 |
| Curtis Martin | N.Y. Jets | 10/14/01 | 22 | 120 | 1 | 27t |
| Jim Braxton | Buffalo | 11/18/73 | 17 | 119 | 0 | 36 |
| Craig James | New England | 11/3/85 | 23 | 119 | 0 | 14 |
| Ronnie Harmon | Buffalo | 11/29/87 | 23 | 119 | 0 | 19 |
| Jerome Bettis | Pittsburgh | 11/25/96 | 27 | 119 | 0 | 14 |
| Lamar Jackson | at Baltimore | 9/18/22 | 9 | 119 | 1 | 79t |
| Natrone Means | San Diego | 12/27/93 | 18 | 118 | 3 | 65t |
| Edgerrin James | Indianapolis | 11/26/00 | 26 | 118 | 0 | 13 |
| Ahman Green | Green Bay | 10/22/06 | 18 | 118 | 1 | 70t |
| Adrian Peterson | Washington | 10/13/19 | 23 | 118 | 0 | 25 |
| Warren Williams | Pittsburgh | 12/18/88 | 16 | 117 | 0 | 33 |
| * Thurman Thomas | Buffalo | 1/12/91 | 32 | 117 | 2 | 14 |
| Chris Johnson | Tennessee | 11/14/10 | 17 | 117 | 1 | 30 |
| Austin Ekeker | L.A. Chargers | 9/10/23 | 16 | 117 | 1 | 55 |
| Franco Harris | Pittsburgh | 11/30/80 | 28 | 116 | 1 | 9t |
| Freeman McNeil | N.Y. Jets | 9/12/82 | 13 | 116 | 0 | 48 |
| Freeman McNeil | N.Y. Jets | 11/26/84 | 24 | 116 | 0 | 39 |
| Curtis Martin | N.Y. Jets | 11/1/04 | 19 | 115 | 1 | 25t |
| Lamont Jordan | N.Y. Jets | 11/1/04 | 14 | 115 | 1 | 25t |
| Willie Parker | Pittsburgh | 9/7/06 | 29 | 115 | 0 | 32 |
| Fred Jackson | Buffalo | 12/9/07 | 15 | 115 | 0 | 27 |
| Emerson Boozer | N.Y. Jets | 12/13/70 | 18 | 114 | 0 | 21 |
| Curtis Brown | Buffalo | 11/12/78 | 11 | 114 | 1 | 58t |
| James Jones | Detroit | 10/27/85 | 36 | 114 | 1 | 8 |
| Jim Nance | Boston | 10/15/67 | 20 | 113 | 0 | 19 |
| Mel Owens | Detroit | 12/15/73 | 27 | 113 | 1 | 10 |
| Horace Ivory | New England | 10/22/78 | 15 | 113 | 2 | 28 |
| * Curt Warner | Seattle | 12/31/83 | 29 | 113 | 2 | 18 |
| Terry Allen | Minnesota | 9/25/94 | 15 | 113 | 1 | 45 |
| Colin Kaepernick | San Francisco | 11/27/16 | 10 | 113 | 0 | 30 |
| Alex Collins | Baltimore | 10/26/17 | 18 | 113 | 0 | 19 |
| Edgerrin James | Indianapolis | 12/17/00 | 32 | 112 | 0 | 15 |
| LeSean McCoy | Buffalo | 11/8/15 | 16 | 112 | 1 | 48t |
| Dion Lewis | New England | 11/26/17 | 15 | 112 | 0 | 25 |
| Sony Michel | New England | 9/30/18 | 25 | 112 | 1 | 23 |
| Saquon Barkley | N.Y. Giants | 12/15/19 | 24 | 112 | 2 | 12 |
| Hoyle Granger | Houston | 12/3/67 | 25 | 111 | 1 | 13 |
| Jim Nance | Boston | 12/8/68 | 19 | 111 | 1 | 30t |
| Wilbert Montgomery | Philadelphia | 9/24/78 | 25 | 111 | 0 | 12 |
| Willis McGahee | Buffalo | 10/17/04 | 26 | 111 | 0 | 31 |
| Peyton Barber | Las Vegas | 9/26/21 | 23 | 111 | 1 | 27t |
| Franco Harris | Pittsburgh | 11/14/76 | 22 | 110 | 1 | 26 |
| Rocky Bleier | Pittsburgh | 11/14/76 | 20 | 110 | 0 | 13 |
| Eric Dickerson | Indianapolis | 12/30/90 | 20 | 110 | 0 | 16 |
| Corey Dillon | Cincinnati | 10/1/00 | 22 | 110 | 0 | 19 |
| Curtis Martin | N.Y. Jets | 10/3/04 | 24 | 110 | 1 | 13 |
| Thomas Jones | N.Y. Jets | 9/23/07 | 25 | 110 | 0 | 12 |
| Karlos Williams | Buffalo | 9/27/15 | 12 | 110 | 1 | 41t |
| Karlos Williams | Buffalo | 11/8/15 | 9 | 110 | 2 | 38t |
| Jonathan Stewart | Carolina | 11/13/17 | 17 | 110 | 0 | 18 |
| Jim Nance | Boston | 11/9/69 | 17 | 109 | 0 | 23 |
| Stump Mitchell | St. Louis | 9/30/84 | 20 | 109 | 2 | 19 |
| * Terry Allen | Baltimore | 1/13/02 | 25 | 109 | 1 | 13 |
| James Cook | Buffalo | 9/18/25 | 19 | 108 | 1 | 26 |



OPPONENT OUTSTANDING PERFORMANCES

| GAMES OF 100+ RUSHING YARDS | | | | | | |
|-----------------------------|---------------|----------|-----|------|----|-----|
| PLAYER | TEAM | DATE | NO. | YDS. | TD | LG |
| Joe Cribbs | Buffalo | 12/27/82 | 19 | 108 | 1 | 62t |
| Curtis Martin | N.Y. Jets | 10/4/98 | 36 | 108 | 1 | 15 |
| Larry Johnson | Kansas City | 12/21/08 | 12 | 108 | 1 | 33 |
| Denard Robinson | Jacksonville | 10/26/14 | 18 | 108 | 0 | 41 |
| Freeman McNeil | N.Y. Jets | 11/10/85 | 26 | 107 | 0 | 13 |
| Eric Dickerson | Indianapolis | 12/17/89 | 21 | 107 | 2 | 17 |
| * Edgerrin James | Indianapolis | 12/30/00 | 21 | 107 | 0 | 34 |
| Marshawn Lynch | Buffalo | 12/9/07 | 23 | 107 | 0 | 11 |
| Mark Ingram II | Baltimore | 9/8/19 | 14 | 107 | 2 | 49 |
| Lydell Mitchell | Baltimore | 11/23/75 | 26 | 106 | 1 | 32t |
| Sam Cunningham | New England | 9/19/76 | 21 | 106 | 0 | 15 |
| Eddie George | Tennessee | 9/7/97 | 23 | 106 | 1 | 13t |
| Raymont Harris | Chicago | 10/27/97 | 25 | 106 | 1 | 9 |
| Nick Chubb | Cleveland | 11/24/19 | 21 | 106 | 1 | 17 |
| Kyler Murray | Arizona | 11/8/20 | 11 | 106 | 1 | 28 |
| Franco Harris | Pittsburgh | 12/3/73 | 15 | 105 | 1 | 21t |
| Marcus Allen | L.A. Raiders | 9/19/83 | 22 | 105 | 0 | 15 |
| * Craig James | New England | 1/12/86 | 22 | 105 | 0 | 21 |
| Willis McGahee | Baltimore | 10/19/08 | 19 | 105 | 1 | 17 |
| Fred Jackson | Buffalo Bills | 12/22/13 | 18 | 105 | 1 | 14 |
| Chris Johnson | N.Y. Jets | 12/1/14 | 17 | 105 | 0 | 47 |
| Lydell Mitchell | Baltimore | 12/9/73 | 35 | 104 | 0 | 9 |
| John Stephens | New England | 11/6/88 | 25 | 104 | 1 | 13t |
| Rod Bernstine | San Diego | 12/15/91 | 13 | 104 | 3 | 63t |
| Willis McGahee | Baltimore | 12/16/07 | 29 | 104 | 0 | 19 |
| Chris Johnson | Tennessee | 12/20/09 | 29 | 104 | 0 | 14 |
| Sammy Winder | Denver | 9/29/85 | 20 | 103 | 2 | 19 |
| Brad Baxter | N.Y. Jets | 11/1/92 | 20 | 103 | 0 | 28 |
| Jamal Anderson | Atlanta | 12/27/98 | 18 | 103 | 1 | 36t |
| Emmitt Smith | Dallas | 11/25/99 | 31 | 103 | 0 | 28 |
| Garrison Hearst | San Francisco | 12/16/01 | 26 | 103 | 0 | 23 |
| Ben Tate | Houston | 9/18/11 | 23 | 103 | 0 | 16 |
| Tony Pollard | Dallas | 9/22/19 | 13 | 103 | 1 | 28 |
| Jonathan Taylor | Indianapolis | 10/3/21 | 16 | 103 | 1 | 38 |
| Thomas Jones | N.Y. Jets | 11/1/09 | 27 | 102 | 0 | 11 |
| Eric Dickerson | L.A. Rams | 10/30/83 | 14 | 101 | 1 | 40 |
| Duce Staley | Pittsburgh | 9/26/04 | 22 | 101 | 0 | 38 |
| Thomas Jones | N.Y. Jets | 9/7/08 | 22 | 101 | 1 | 14 |
| * Wendell Hayes | Kansas City | 12/25/71 | 22 | 100 | 0 | 22 |
| Mark van Eeghen | New England | 12/12/82 | 22 | 100 | 0 | 11 |
| Chris Brown | Tennessee | 9/11/04 | 16 | 100 | 0 | 52 |
| Damien Harris | New England | 9/12/21 | 23 | 100 | 0 | 35 |

* Playoff Game

** Super Bowl



DOLPHINS LARGEST COMEBACKS

| DOLPHINS | | | | |
|--------------|---------------|-------------|----------|-----------------------|
| MARGIN | SCORE/QUARTER | FINAL SCORE | DATE | OPPONENT |
| 1. 24 points | 0-24 (2nd) | 34-27 | 12/15/74 | NEW ENGLAND |
| 2. 21 points | 0-21 (2nd) | 24-23 | 12/4/05 | BUFFALO |
| | 21 points | 14-35 (4th) | 42-38 | at Baltimore |
| 4. 18 points | 3-21 (2nd) | 24-21 | 11/14/71 | PITTSBURGH |
| | 18 points | 3-21 (2nd) | 24-21 | 1/4/86 CLEVELAND* |
| | 18 points | 6-24 (3rd) | 28-24 | 11/27/94 at N.Y. Jets |
| 7. 17 points | 0-17 (3rd) | 21-17 | 11/10/68 | at Buffalo |
| | 17 points | 3-20 (2nd) | 31-23 | 11/12/89 at N.Y. Jets |
| | 17 points | 0-17 (2nd) | 28-20 | 10/29/00 GREEN BAY |
| | 17 points | 0-17 (3rd) | 20-17 | 10/15/17 at Atlanta |

NOTE: Miami's largest fourth-quarter comeback was from a 21-point deficit (14-35 to 42-38) against Baltimore on September 18, 2022.

| OPPONENTS | | | | |
|--------------|---------------|-------------|------------|-------------------------|
| MARGIN | SCORE/QUARTER | FINAL SCORE | DATE | OPPONENT |
| 1. 23 points | 7-30 (4th) | 40-37 (OT) | 10/23/00 | at N.Y. Jets |
| 2. 21 points | 0-21 (2nd) | 34-31 (OT) | 10/25/87 | BUFFALO |
| | 21 points | 3-24 (3rd) | 27-24 (OT) | 10/8/95 INDIANAPOLIS |
| | 21 points | 3-24 (2nd) | 46-34 | 10/25/09 NEW ORLEANS |
| 5. 18 points | 10-28 (2nd) | 45-28 | 10/9/77 | at Baltimore |
| 6. 17 points | 0-17 (2nd) | 27-24 | 10/5/25 | at Carolina |
| | 17 points | 0-17 (3rd) | 21-17 | 10/14/01 at N.Y. Jets |
| | 17 points | 0-17 (3rd) | 27-24 | 12/14/11 at New England |
| | 17 points | 0-17 (3rd) | 27-17 | 10/7/18 at Cincinnati |

* Playoff Game

DOLPHINS 10 LARGEST MARGINS

| ...OF VICTORY | | | | |
|---------------|-----------|-------|----------|--------------|
| | MARGIN | SCORE | DATE | OPPONENT |
| 1. | 52 points | 52-0 | 11/12/72 | NEW ENGLAND |
| 2. | 50 points | 70-20 | 9/24/23 | DENVER |
| 3. | 44 points | 44-0 | 11/11/73 | BALTIMORE |
| 4. | 43 points | 43-0 | 10/19/75 | at N.Y. Jets |
| 5. | 42 points | 42-0 | 9/10/78 | at Baltimore |
| | 42 points | 45-3 | 11/24/86 | N.Y. JETS |
| | 42 points | 42-0 | 10/11/87 | KANSAS CITY |
| 8. | 41 points | 55-14 | 11/24/77 | at St. Louis |
| 9. | 38 points | 45-7 | 12/20/70 | BUFFALO |
| | 38 points | 41-3 | 10/17/71 | NEW ENGLAND |
| | 38 points | 52-14 | 9/3/95 | N.Y. JETS |

| ...OF DEFEAT | | | |
|--------------|-------|----------|------------------|
| MARGIN | SCORE | DATE | OPPONENT |
| 1. 55 points | 62-7 | 1/15/00 | at Jacksonville* |
| 2. 49 points | 59-10 | 9/8/19 | BALTIMORE |
| 3. 45 points | 48-3 | 9/28/68 | KANSAS CITY |
| 4. 43 points | 43-0 | 9/15/19 | NEW ENGLAND |
| 5. 41 points | 41-0 | 10/8/67 | at Kansas City |
| 41 points | 41-0 | 12/14/97 | at Indianapolis |
| 7. 40 points | 40-0 | 10/26/17 | at Baltimore |
| 8. 37 points | 56-19 | 12/31/23 | at Baltimore |
| 9. 35 points | 35-0 | 11/1/70 | at Baltimore |
| 35 points | 42-7 | 10/13/91 | at Kansas City |
| 35 points | 38-3 | 1/9/99 | at Denver* |
| 35 points | 35-0 | 9/19/21 | BUFFALO |

* Playoff Game



DOLPHINS HOME AND AWAY

(Regular Season)

| YEAR | HOME | PCT. | ROAD | PCT. | OVERALL | PCT. |
|---------------|------------------|-------------|------------------|-------------|------------------|-------------|
| 1966 | 2-5 | .286 | 1-6 | .143 | 3-11 | .214 |
| 1967 | 4-3 | .571 | 0-7 | .000 | 4-10 | .286 |
| 1968 | 1-5-1 | .214 | 4-3 | .571 | 5-8-1 | .393 |
| 1969 | 2-4-1* | .357 | 1-6* | .143 | 3-10-1 | .250 |
| 1970 | 6-1 | .857 | 4-3 | .571 | 10-4 | .714 |
| 1971 | 6-1 | .857 | 4-2-1 | .643 | 10-3-1 | .750 |
| 1972 | 7-0 | 1.000 | 7-0 | 1.000 | 14-0 | 1.000 |
| 1973 | 7-0 | 1.000 | 5-2 | .714 | 12-2 | .857 |
| 1974 | 7-0 | 1.000 | 4-3 | .571 | 11-3 | .786 |
| 1975 | 5-2 | .714 | 5-2 | .714 | 10-4 | .714 |
| 1976 | 3-4 | .429 | 3-4 | .429 | 6-8 | .429 |
| 1977 | 6-1 | .857 | 4-3 | .571 | 10-4 | .714 |
| 1978 | 7-1 | .875 | 4-4 | .500 | 11-5 | .688 |
| 1979 | 6-2 | .750 | 4-4 | .500 | 10-6 | .625 |
| 1980 | 5-3 | .625 | 3-5 | .375 | 8-8 | .500 |
| 1981 | 6-1-1 | .813 | 5-3 | .625 | 11-4-1 | .719 |
| 1982 | 4-0 | 1.000 | 3-2 | .600 | 7-2 | .778 |
| 1983 | 7-1 | .875 | 5-3 | .625 | 12-4 | .750 |
| 1984 | 7-1 | .875 | 7-1 | .875 | 14-2 | .875 |
| 1985 | 8-0 | 1.000 | 4-4 | .500 | 12-4 | .750 |
| 1986 | 4-4 | .500 | 4-4 | .500 | 8-8 | .500 |
| 1987 | 4-3 | .571 | 4-4 | .500 | 8-7 | .533 |
| 1988 | 4-4 | .500 | 2-6 | .250 | 6-10 | .375 |
| 1989 | 4-4 | .500 | 4-4 | .500 | 8-8 | .500 |
| 1990 | 7-1 | .875 | 5-3 | .625 | 12-4 | .750 |
| 1991 | 5-3 | .625 | 3-5 | .375 | 8-8 | .500 |
| 1992 | 6-2 | .750 | 5-3 | .625 | 11-5 | .688 |
| 1993 | 4-4 | .500 | 5-3 | .625 | 9-7 | .563 |
| 1994 | 6-2 | .750 | 4-4 | .500 | 10-6 | .625 |
| 1995 | 5-3 | .625 | 4-4 | .500 | 9-7 | .563 |
| 1996 | 4-4 | .500 | 4-4 | .500 | 8-8 | .500 |
| 1997 | 6-2 | .750 | 3-5 | .375 | 9-7 | .563 |
| 1998 | 7-1 | .875 | 3-5 | .375 | 10-6 | .625 |
| 1999 | 5-3 | .625 | 4-4 | .500 | 9-7 | .563 |
| 2000 | 5-3 | .625 | 6-2 | .750 | 11-5 | .688 |
| 2001 | 7-1 | .875 | 4-4 | .500 | 11-5 | .688 |
| 2002 | 7-1 | .875 | 2-6 | .250 | 9-7 | .563 |
| 2003 | 4-4 | .500 | 6-2 | .750 | 10-6 | .625 |
| 2004 | 3-5 | .375 | 1-7 | .125 | 4-12 | .250 |
| 2005 | 5-3 | .625 | 4-4 | .500 | 9-7 | .563 |
| 2006 | 4-4 | .500 | 2-6 | .250 | 6-10 | .375 |
| 2007 | 1-7# | .125 | 0-8 | .000 | 1-15 | .063 |
| 2008 | 5-3 | .625 | 6-2 | .750 | 11-5 | .688 |
| 2009 | 4-4 | .500 | 3-5 | .375 | 7-9 | .438 |
| 2010 | 1-7 | .125 | 6-2 | .750 | 7-9 | .438 |
| 2011 | 4-4 | .500 | 2-6 | .250 | 6-10 | .375 |
| 2012 | 5-3 | .625 | 2-6 | .250 | 7-9 | .438 |
| 2013 | 4-4 | .500 | 4-4 | .500 | 8-8 | .500 |
| 2014 | 4-4 | .500 | 4-4@ | .500 | 8-8 | .500 |
| 2015 | 3-5^ | .375 | 3-5 | .375 | 6-10 | .375 |
| 2016 | 6-2 | .750 | 4-4 | .500 | 10-6 | .625 |
| 2017 | 4-4& | .500 | 2-6 | .250 | 6-10 | .375 |
| 2018 | 6-2 | .750 | 1-7 | .125 | 7-9 | .438 |
| 2019 | 3-5 | .375 | 2-6 | .250 | 5-11 | .313 |
| 2020 | 5-3 | .625 | 5-3 | .625 | 10-6 | .625 |
| 2021 | 6-3 | .667 | 3-5\$ | .375 | 9-8 | .529 |
| 2022 | 6-2 | .750 | 3-6 | .333 | 9-8 | .529 |
| 2023 | 7-2 | .778 | 4-4% | .500 | 11-6 | .647 |
| 2024 | 5-3 | .625 | 3-6 | .333 | 8-9 | .471 |
| 2025 | 1-1 | .500 | 0-3 | .000 | 1-4 | .250 |
| TOTALS | 292-164-3 | .639 | 213-248-1 | .464 | 505-412-4 | .551 |

* Includes 38-23 loss to Boston at Tampa. # Includes 13-10 loss to N.Y. Giants at London, England. @ Includes 38-14 win over Oakland at London, England. ^ Includes 27-14 loss to N.Y. Jets at London, England. & Includes 20-0 loss to New Orleans at London, England. \$ Includes 20-23 loss to Jacksonville at London, England. % Includes 21-14 loss to Kansas City at Frankfurt, Germany.



DOLPHINS MONTH BY MONTH

(Regular Season)

| YEAR | SEPTEMBER | OCTOBER | NOVEMBER | DECEMBER | JANUARY | RECORD |
|---------------|-----------------|------------------|----------------|---------------|-------------|------------------|
| 1966 | 0-3 | 2-2 | 0-4 | 1-2 | 0-0 | 3-11 |
| 1967 | 1-1 | 0-4 | 1-3 | 2-2 | 0-0 | 4-10 |
| 1968 | 0-3 | 2-1-1 | 2-2 | 1-2 | 0-0 | 5-8-1 |
| 1969 | 0-3 | 1-2-1 | 1-4 | 1-1 | 0-0 | 3-10-1 |
| 1970 | 1-1 | 3-1 | 3-2 | 3-0 | 0-0 | 10-4 |
| 1971 | 1-0-1 | 4-1 | 4-0 | 1-2 | 0-0 | 10-3-1 |
| 1972 | 2-0 | 5-0 | 4-0 | 3-0 | 0-0 | 14-0 |
| 1973 | 2-1 | 4-0 | 4-0 | 2-1 | 0-0 | 12-2 |
| 1974 | 2-1 | 3-1 | 3-1 | 3-0 | 0-0 | 11-3 |
| 1975 | 1-1 | 4-0 | 2-2 | 3-1 | 0-0 | 10-4 |
| 1976 | 2-1 | 2-3 | 1-3 | 1-1 | 0-0 | 6-8 |
| 1977 | 2-0 | 3-2 | 3-1 | 2-1 | 0-0 | 10-4 |
| 1978 | 2-2 | 4-1 | 2-2 | 3-0 | 0-0 | 11-5 |
| 1979 | 4-1 | 2-2 | 3-2 | 1-1 | 0-0 | 10-6 |
| 1980 | 3-1 | 1-3 | 2-3 | 2-1 | 0-0 | 8-8 |
| 1981 | 4-0 | 1-2-1 | 3-2 | 3-0 | 0-0 | 11-4-1 |
| 1982 | 2-0 | 0-0 | 1-1 | 3-1 | 1-0 | 7-2 |
| 1983 | 3-1 | 3-2 | 3-1 | 3-0 | 0-0 | 12-4 |
| 1984 | 5-0 | 4-0 | 3-1 | 2-1 | 0-0 | 14-2 |
| 1985 | 3-1 | 2-2 | 3-1 | 4-0 | 0-0 | 12-4 |
| 1986 | 1-3 | 2-2 | 3-2 | 2-1 | 0-0 | 8-8 |
| 1987 | 1-1 | 1-3 | 3-2 | 3-1 | 0-0 | 8-7 |
| 1988 | 1-3 | 4-1 | 0-4 | 1-2 | 0-0 | 6-10 |
| 1989 | 1-2 | 3-2 | 3-1 | 1-3 | 0-0 | 8-8 |
| 1990 | 3-1 | 3-0 | 3-1 | 3-2 | 0-0 | 12-4 |
| 1991 | 2-3 | 1-2 | 3-1 | 2-2 | 0-0 | 8-8 |
| 1992 | 3-0 | 3-1 | 2-3 | 3-1 | 0-0 | 11-5 |
| 1993 | 2-1 | 4-0 | 3-1 | 0-4 | 0-1 | 9-7 |
| 1994 | 3-1 | 3-1 | 2-2 | 2-2 | 0-0 | 10-6 |
| 1995 | 3-0 | 2-3 | 1-3 | 3-1 | 0-0 | 9-7 |
| 1996 | 3-1 | 1-3 | 2-2 | 2-2 | 0-0 | 8-8 |
| 1997 | 2-2* | 3-1 | 3-2 | 1-2 | 0-0 | 9-7 |
| 1998 | 3-0 | 2-2 | 3-2 | 2-2 | 0-0 | 10-6 |
| 1999 | 2-0 | 4-1 | 2-2 | 1-3 | 0-1 | 9-7 |
| 2000 | 3-1 | 3-1 | 3-1 | 2-2 | 0-0 | 11-5 |
| 2001 | 2-1 | 2-1 | 3-1 | 3-2 | 1-0 | 11-5 |
| 2002 | 3-1 | 2-1 | 2-2 | 2-3 | 0-0 | 9-7 |
| 2003 | 2-1 | 3-1 | 3-2 | 2-2 | 0-0 | 10-6 |
| 2004 | 0-3 | 1-3 | 1-3 | 2-2 | 0-1 | 4-12 |
| 2005 | 2-1 | 1-3 | 1-3 | 4-0 | 1-0 | 9-7 |
| 2006 | 1-2 | 0-4 | 4-0 | 1-4 | 0-0 | 6-10 |
| 2007 | 0-4 | 0-4 | 0-3 | 1-4 | 0-0 | 1-15 |
| 2008 | 1-2 | 2-2 | 4-1 | 4-0 | 0-0 | 11-5 |
| 2009 | 0-3 | 2-1 | 3-2 | 2-2 | 0-1 | 7-9 |
| 2010 | 2-1 | 2-2 | 2-2 | 1-3 | 0-1 | 7-9 |
| 2011 | 0-3 | 0-4 | 3-1 | 2-2 | 1-0 | 6-10 |
| 2012 | 1-3 | 3-0 | 1-3 | 2-3 | 0-0 | 7-9 |
| 2013 | 3-1 | 1-3 | 1-2 | 3-2 | 0-0 | 8-8 |
| 2014 | 2-2 | 2-1 | 2-2 | 2-3 | 0-0 | 8-8 |
| 2015 | 1-2 | 2-2 | 1-3 | 1-3 | 1-0 | 6-10 |
| 2016 | 1-3 | 2-1 | 4-0 | 3-1 | 0-1 | 10-6 |
| 2017 | 1-1 | 3-2 | 0-4 | 2-3 | 0-0 | 6-10 |
| 2018 | 3-1 | 1-3 | 1-2 | 2-3 | 0-0 | 7-9 |
| 2019 | 0-4 | 0-3 | 2-2 | 3-2 | 0-0 | 5-11 |
| 2020 | 1-2 | 2-1 | 4-1 | 3-1 | 0-1 | 10-6 |
| 2021 | 1-2 | 0-5 | 4-0 | 3-0 | 1-1 | 9-8 |
| 2022 | 3-1 | 2-2 | 3-0 | 0-4 | 1-1 | 9-8 |
| 2023 | 3-0 | 3-2 | 2-1 | 3-2 | 0-1 | 11-6 |
| 2024 | 1-3 | 1-2 | 3-2 | 3-1 | 0-1 | 8-9 |
| 2025 | 1-3 | 0-1 | 0-0 | 0-0 | 0-0 | 1-4 |
| TOTALS | 107-90-1 | 126-106-3 | 138-106 | 126-99 | 7-11 | 505-412-4 |

*includes August 31, 1997, 16-10 win over Indianapolis



PRIME TIME DOLPHINS

| YEAR | DATE | OPPONENT | SCORE | W/L | NETWORK | ATTENDANCE |
|------|-----------------|-----------------|-------|--------|---------|------------|
| 1970 | Mon., Nov. 30 | at Atlanta | 20-7 | W | ABC | 53,303 |
| 1971 | Mon., Nov. 29 | CHICAGO | 34-3 | W | ABC | 73,071 |
| 1972 | Mon., Nov. 27 | ST. LOUIS | 31-10 | W | ABC | 78,190 |
| 1973 | Mon., Oct. 15 | at Cleveland | 17-9 | W | ABC | 72,070 |
| 1973 | Mon., Dec. 3 | PITTSBURGH | 30-26 | W | ABC | 68,901 |
| 1974 | Mon., Oct. 7 | N.Y. JETS | 21-17 | W | ABC | 61,527 |
| 1974 | Mon., Dec. 2 | CINCINNATI | 24-3 | W | ABC | 71,962 |
| 1975 | Mon., Sept. 22 | OAKLAND | 21-31 | L | ABC | 78,744 |
| 1975 | Mon., Dec. 1 | NEW ENGLAND | 20-7 | W | ABC | 61,963 |
| 1976 | Mon., Sept. 13 | at Buffalo | 30-21 | W | ABC | 77,683 |
| 1976 | Mon., Nov. 22 | BALTIMORE | 16-17 | L | ABC | 62,104 |
| 1977 | Mon., Dec. 5 | BALTIMORE | 17-6 | W | ABC | 68,977 |
| 1978 | Mon., Oct. 9 | CINCINNATI | 21-0 | W | ABC | 54,729 |
| 1978 | Mon., Nov. 20 | at Houston | 30-35 | L | ABC | 50,290 |
| 1978 | Mon., Dec. 18 | NEW ENGLAND | 23-3 | W | ABC | 72,071 |
| 1979 | Mon., Oct. 8 | at Oakland | 3-13 | L | ABC | 52,419 |
| 1979 | Mon., Nov. 5 | HOUSTON | 6-9 | L | ABC | 70,273 |
| 1979 | Thur., Nov. 29 | NEW ENGLAND | 39-24 | W | ABC | 69,174 |
| 1980 | Mon., Oct. 27 | at N.Y. Jets | 14-17 | L | ABC | 53,046 |
| 1980 | Thur., Nov. 20 | SAN DIEGO | 24-27 | L (OT) | ABC | 63,013 |
| 1980 | Mon., Dec. 8 | NEW ENGLAND | 16-13 | W (OT) | ABC | 63,292 |
| 1981 | Thur., Sept. 10 | PITTSBURGH | 30-10 | W | ABC | 74,190 |
| 1981 | Mon., Oct. 12 | at Buffalo | 21-31 | L | ABC | 78,576 |
| 1981 | Mon., Nov. 30 | PHILADELPHIA | 13-10 | W | ABC | 67,797 |
| 1982 | Mon., Nov. 29 | at Tampa Bay | 17-23 | L | ABC | 54,854 |
| 1982 | Mon., Dec. 27 | BUFFALO | 27-10 | W | ABC | 73,924 |
| 1983 | Mon., Sept. 19 | at L.A. Raiders | 14-27 | L | ABC | 57,796 |
| 1983 | Mon., Nov. 28 | CINCINNATI | 38-14 | W | ABC | 74,506 |
| 1983 | Fri., Dec. 16 | N.Y. JETS | 34-14 | W | ABC | 59,975 |
| 1984 | Mon., Sept. 17 | at Buffalo | 21-17 | W | ABC | 65,455 |
| 1984 | Mon., Nov. 26 | N.Y. JETS | 28-17 | W | ABC | 74,884 |
| 1984 | Mon., Dec. 17 | DALLAS | 28-21 | W | ABC | 74,139 |
| 1985 | Mon., Oct. 14 | at N.Y. Jets | 7-23 | L | ABC | 73,807 |
| 1985 | Mon., Dec. 2 | CHICAGO | 38-24 | W | ABC | 75,594 |
| 1985 | Mon., Dec. 16 | NEW ENGLAND | 30-27 | W | ABC | 69,489 |
| 1986 | Mon., Nov. 10 | at Cleveland | 16-26 | L | ABC | 77,949 |
| 1986 | Mon., Nov. 24 | N.Y. JETS | 45-3 | W | ABC | 70,206 |
| 1986 | Mon., Dec. 22 | NEW ENGLAND | 27-34 | L | ABC | 74,516 |
| 1987 | Sun., Nov. 22 | at Dallas | 20-14 | W | ESPN | 56,519 |
| 1987 | Mon., Dec. 7 | N.Y. JETS | 37-28 | W | ABC | 62,592 |
| 1987 | Sun., Dec. 20 | WASHINGTON | 23-21 | W | ESPN | 65,715 |
| 1987 | Mon., Dec. 28 | NEW ENGLAND | 10-24 | L | ABC | 61,192 |
| 1988 | Mon., Nov. 14 | BUFFALO | 6-31 | L | ABC | 67,091 |
| 1988 | Sun., Nov. 20 | NEW ENGLAND | 3-6 | L | ESPN | 53,526 |
| 1988 | Mon., Dec. 12 | CLEVELAND | 38-31 | W | ABC | 61,884 |
| 1989 | Sun., Dec. 10 | NEW ENGLAND | 31-10 | W | ESPN | 55,918 |
| 1990 | Thur., Oct. 18 | NEW ENGLAND | 17-10 | W | TNT | 62,630 |
| 1990 | Mon., Nov. 19 | L.A. RAIDERS | 10-13 | L | ABC | 70,553 |
| 1990 | Sun., Dec. 9 | PHILADELPHIA | 23-20 | W (OT) | ESPN | 67,034 |
| 1991 | Sun., Nov. 10 | NEW ENGLAND | 30-20 | W | ESPN | 56,065 |
| 1991 | Mon., Nov. 18 | BUFFALO | 27-41 | L | ABC | 71,062 |
| 1991 | Mon., Dec. 9 | CINCINNATI | 37-13 | W | ABC | 60,616 |
| 1992 | Mon., Sept 14 | at Cleveland | 27-23 | W | ABC | 74,765 |
| 1992 | Mon., Nov. 16 | BUFFALO | 20-26 | L | ABC | 70,629 |
| 1992 | Mon., Dec. 14 | L.A. RAIDERS | 20-7 | W | ABC | 67,098 |
| 1992 | Sun., Dec. 20 | N.Y. JETS | 19-17 | W | ESPN | 68,275 |
| 1993 | Mon., Oct. 4 | WASHINGTON | 17-10 | W | ABC | 68,568 |
| 1993 | Sun., Oct. 24 | INDIANAPOLIS | 41-27 | W | TNT | 57,301 |
| 1993 | Mon., Dec 13 | PITTSBURGH | 20-21 | L | ABC | 70,232 |
| 1993 | Mon., Dec. 27 | at San Diego | 20-45 | L | ABC | 60,311 |
| 1994 | Sun., Oct. 2 | at Cincinnati | 23-7 | W | TNT | 55,056 |
| 1994 | Sun., Dec. 4 | BUFFALO | 31-42 | L | ESPN | 69,358 |
| 1994 | Mon., Dec. 12 | KANSAS CITY | 45-28 | W | ABC | 71,578 |
| 1994 | Sun., Dec. 25 | DETROIT | 27-20 | W | ESPN | 70,980 |
| 1995 | Mon., Sept. 18 | PITTSBURGH | 23-10 | W | ABC | 72,874 |
| 1995 | Sun., Nov. 5 | at San Diego | 24-14 | W | ESPN | 61,996 |
| 1995 | Mon., Nov. 20 | SAN FRANCISCO | 20-44 | L | ABC | 73,080 |
| 1995 | Mon., Dec. 11 | KANSAS CITY | 13-6 | W | ABC | 70,321 |
| 1996 | Sun., Sept. 8 | at Arizona | 38-10 | W | TNT | 55,444 |
| 1996 | Mon., Sept. 23 | at Indianapolis | 6-10 | L | ABC | 60,891 |
| 1996 | Mon., Nov. 25 | PITTSBURGH | 17-24 | L | ABC | 73,489 |



PRIME TIME DOLPHINS

| YEAR | DATE | OPPONENT | SCORE | W/L | NETWORK | ATTENDANCE |
|------|-----------------|------------------|-------|--------|---------------------|------------|
| 1996 | Mon., Dec. 16 | BUFFALO | 16-14 | W | ABC | 67,016 |
| 1997 | Sun., Sept. 21 | at Tampa Bay | 21-31 | L | TNT | 73,314 |
| 1997 | Mon., Oct. 27 | CHICAGO^ | 33-36 | L (OT) | ABC | 73,156 |
| 1997 | Mon., Nov. 17 | BUFFALO | 30-13 | W | ABC | 74,155 |
| 1997 | Sun., Dec. 7 | DETROIT | 33-30 | W | ESPN | 72,266 |
| 1997 | Mon., Dec. 22 | NEW ENGLAND | 12-14 | L | ABC | 74,379 |
| 1998 | Mon., Oct. 12 | at Jacksonville | 21-28 | L | ABC | 74,051 |
| 1998 | Mon., Nov. 23 | at New England | 23-26 | L | ABC | 58,729 |
| 1998 | Sun., Dec. 13 | N.Y. JETS | 16-21 | L | ESPN | 74,369 |
| 1998 | Mon., Dec. 21 | DENVER | 31-21 | W | ABC | 74,363 |
| 1999 | Mon., Sept. 13 | at Denver | 38-21 | W | ABC | 75,623 |
| 1999 | Mon., Oct. 4 | BUFFALO | 18-23 | L | ABC | 74,073 |
| 1999 | Sun., Nov. 7 | TENNESSEE | 17-0 | W | ESPN | 74,109 |
| 1999 | Mon., Dec. 27 | N.Y. JETS | 31-38 | L | ABC | 74,230 |
| 2000 | Sun., Sept. 17 | BALTIMORE | 19-6 | W | ESPN | 73,464 |
| 2000 | Mon., Oct. 23 | at N.Y. Jets | 37-40 | L (OT) | ABC | 78,389 |
| 2001 | Sun., Sept. 9 | at Tennessee | 31-23 | W | ESPN | 68,798 |
| 2001 | Mon., Dec. 10 | INDIANAPOLIS | 41-6 | W | ABC | 73,858 |
| 2002 | Sun., Oct. 13 | at Denver | 24-22 | W | ESPN | 75,941 |
| 2002 | Mon., Nov. 4 | at Green Bay | 10-24 | L | ABC | 63,284 |
| 2002 | Sun., Nov. 10 | at N.Y. Jets | 10-13 | L | ESPN | 78,920 |
| 2002 | Mon., Dec. 9 | CHICAGO | 27-9 | W | ABC | 73,609 |
| 2003 | Sun., Sept. 21 | BUFFALO | 17-7 | W | ESPN | 73,458 |
| 2003 | Mon., Oct. 27 | at San Diego# | 26-10 | W | ABC | 73,014 |
| 2003 | Sun., Nov. 23 | WASHINGTON | 24-23 | W | ESPN | 73,578 |
| 2003 | Mon., Dec. 15 | PHILADELPHIA | 27-34 | L | ABC | 73,780 |
| 2004 | Sun., Sept. 19 | at Cincinnati | 13-16 | L | ESPN | 65,705 |
| 2004 | Sun., Sept. 26 | PITTSBURGH@ | 3-13 | L | CBS | 72,225 |
| 2004 | Mon., Nov. 1 | at N.Y. Jets | 14-41 | L | ABC | 78,216 |
| 2004 | Mon., Dec. 20 | NEW ENGLAND | 29-28 | W | ABC | 73,629 |
| 2004 | Sun., Dec. 26 | CLEVELAND | 10-7 | W | ESPN | 73,169 |
| 2005 | Fri., Oct. 21 | KANSAS CITY% | 20-30 | L | CBS | 68,350 |
| 2006 | Thur., Sept. 7 | at Pittsburgh | 17-28 | L | NBC | 64,927 |
| 2006 | Mon., Dec. 25 | N.Y. JETS | 10-13 | L | ESPN | 73,500 |
| 2007 | Mon., Nov. 26 | at Pittsburgh | 0-3 | L | ESPN | 57,704 |
| 2009 | Mon., Sept. 21 | INDIANAPOLIS | 23-27 | L | ESPN | 66,227 |
| 2009 | Mon., Oct. 12 | N.Y. JETS | 31-27 | W | ESPN | 69,767 |
| 2009 | Thur., Nov. 19 | at Carolina | 24-17 | W | NFLN | 73,475 |
| 2010 | Sun., Sept. 26 | N.Y. JETS | 23-31 | L | NBC | 70,481 |
| 2010 | Mon., Oct. 4 | NEW ENGLAND | 14-41 | L | ESPN | 69,090 |
| 2010 | Thur., Nov. 18 | CHICAGO | 0-16 | L | NFLN | 68,752 |
| 2011 | Mon., Sept. 12 | NEW ENGLAND | 24-38 | L | ESPN | 66,860 |
| 2011 | Mon., Oct. 17 | at N.Y. Jets | 6-24 | L | ESPN | 78,912 |
| 2012 | Thurs., Nov. 11 | at Buffalo | 14-19 | L | NFLN | 69,118 |
| 2013 | Mon., Sept. 30 | at New Orleans | 17-38 | L | ESPN | 73,118 |
| 2013 | Thur., Oct. 31 | CINCINNATI | 22-20 | W (OT) | NFLN | 52,388 |
| 2013 | Mon., Nov. 11 | at Tampa Bay | 19-22 | L | ESPN | 64,448 |
| 2014 | Thurs., Nov. 13 | BUFFALO | 22-9 | W | NFLN | 71,573 |
| 2014 | Mon., Dec. 1 | at N.Y. Jets | 16-13 | W | ESPN | 78,160 |
| 2015 | Thur., Oct. 29 | at New England | 7-36 | L | NFLN | 66,829 |
| 2015 | Mon., Dec. 14 | N.Y. Giants | 24-31 | L | ESPN | 65,408 |
| 2016 | Thur., Sept. 29 | at Cincinnati | 7-22 | L | NFLN | 60,834 |
| 2016 | Sat., Dec. 17 | at N.Y. Jets | 34-13 | W | NFLN | 78,160 |
| 2017 | Thur., Oct. 26 | at Baltimore | 0-40 | L | CBS/NFLN/ Amazon | 70,408 |
| 2017 | Sun., Nov. 5 | OAKLAND | 24-27 | L | NBC | 65,139 |
| 2017 | Mon., Nov. 13 | at Carolina | 21-45 | L | ESPN | 72,790 |
| 2017 | Mon., Dec. 11 | NEW ENGLAND | 27-20 | W | ESPN | 65,548 |
| 2018 | Thur., Oct. 25 | at Houston | 23-42 | L | FOX/NFLN/ Amazon | 71,726 |
| 2019 | Mon., Oct. 28 | at Pittsburgh | 14-27 | L | ESPN | 59,244 |
| 2020 | Thur., Sept. 24 | at Jacksonville | 31-13 | W | NFLN | 16,563 |
| 2020 | Sat., Dec. 26 | at Las Vegas | 26-25 | W | NFLN | 0 |
| 2021 | Thur., Nov. 11 | BALTIMORE | 22-10 | W | FOX/NFLN/ Amazon | 65,948 |
| 2021 | Mon., Dec. 27 | at New Orleans | 20-3 | W | ESPN | 69,170 |
| 2022 | Thur., Sept. 29 | at Cincinnati | 15-27 | L | Prime Video | 67,260 |
| 2022 | Sun., Oct. 23 | PITTSBURGH | 16-10 | W | NBC | 66,224 |
| 2022 | Sun., Dec. 11 | at L.A. Chargers | 17-23 | L | NBC | 70,240 |
| 2022 | Sat., Dec. 17 | at Buffalo | 29-32 | L | NFLN | 70,794 |



PRIME TIME DOLPHINS

| YEAR | DATE | OPPONENT | SCORE | W/L | NETWORK | ATTENDANCE |
|------|-----------------|-----------------|-------|-----|-------------|------------|
| 2023 | Sun., Sept. 17 | at New England | 24-17 | W | NBC | 64,628 |
| 2023 | Sun., Oct. 22 | at Philadelphia | 17-31 | L | NBC | 69,879 |
| 2023 | Mon., Dec. 11 | TENNESSEE | 27-28 | L | ESPN | 66,068 |
| 2023 | Sun., Jan. 7 | BUFFALO | 14-21 | L | NBC | 66,292 |
| 2023 | Sat., Jan. 13 | at Kansas City* | 7-26 | L | Peacock | 71,492 |
| 2024 | Thur., Sept. 12 | BUFFALO | 13-31 | L | Prime Video | 65,601 |
| 2024 | Mon., Sept. 30 | TENNESSEE | 12-31 | L | ESPN | 65,291 |
| 2024 | Mon., Nov. 11 | at L.A. Rams | 23-15 | W | ESPN | 72,474 |
| 2024 | Thur., Nov. 28 | at Green Bay | 17-30 | L | NBC | 77,599 |
| 2025 | Thur., Sept. 18 | at Buffalo | 21-31 | L | Prime Video | 70,641 |
| 2025 | Mon., Sept. 29 | N.Y. JETS | 27-21 | W | ESPN | 65,848 |

TOTALS: 45-45 Monday Night (35-24 home, 10-21 road)
21-12 Sunday Night (14-7 home, 7-5 road)
8-11 Thursday Night (6-3 home, 2-8 road)
3-3 Other (1-1 home, 2-2 road); 0-1 Playoffs

* Playoff Game

^ Game originally scheduled for Sun., Oct. 26 postponed to Mon., Oct. 27 due to Game 7 of World Series.

Game played at Sun Devil Stadium in Tempe, Ariz. due to California wildfires.

@ Game originally scheduled to start at 1:00 p.m. but moved back to 8:30 p.m. because of Hurricane Jeanne.

% Game originally scheduled for Sunday, Oct. 23 at 1:00 p.m. but moved up to Friday, Oct. 21 at 7:00 p.m. because of the impending arrival of Hurricane Wilma.

DOLPHINS' 10 LARGEST CROWDS

(Regular Season and Postseason games only)

1966-96 = actual attendance

1997-Present = paid attendance

HOME (Modernized Hard Rock Stadium, 2015-24)

| ATTENDANCE | DATE | OPPONENT | RESULT | W/L |
|------------|----------|-------------|--------|-----|
| 1. 66,563 | 11/13/22 | Cleveland | 39-17 | W |
| 2. 66,514 | 1/9/22 | New England | 33-24 | W |
| 3. 66,429 | 1/8/23 | N.Y. Jets | 11-6 | W |
| 4. 66,410 | 12/24/23 | Dallas | 22-20 | W |
| 5. 66,328 | 12/25/22 | Green Bay | 20-26 | L |
| 6. 66,292 | 1/7/24 | Buffalo | 14-21 | L |
| 7. 66,224 | 10/23/22 | Pittsburgh | 16-10 | W |
| 8. 66,206 | 9/25/22 | Buffalo | 21-19 | W |
| 9. 66,205 | 11/27/22 | Houston | 30-15 | W |
| 10. 66,163 | 1/1/17 | New England | 14-35 | L |

HOME (Hard Rock Stadium, 1987-14)

| ATTENDANCE | DATE | OPPONENT | RESULT | W/L |
|------------|----------|-------------|--------|-----|
| 1. 75,283 | 10/27/96 | Dallas | 10-29 | L |
| 2. 74,379 | 12/22/97 | New England | 12-14 | L |
| 3. 74,369 | 12/13/98 | N.Y. Jets | 16-21 | L |
| 4. 74,363 | 12/21/98 | Denver | 31-21 | W |
| 5. 74,320 | 11/19/00 | N.Y. Jets | 3-20 | L |
| 6. 74,307 | 12/10/00 | Tampa Bay | 13-16 | L |
| 7. 74,295 | 11/21/99 | New England | 27-17 | W |
| 8. 74,259 | 11/18/01 | N.Y. Jets | 0-24 | L |
| 9. 74,240 | 1/4/09 | *Baltimore | 9-27 | L |
| 10. 74,230 | 12/27/99 | N.Y. Jets | 31-38 | L |

HOME (Orange Bowl, 1966-86)

| ATTENDANCE | DATE | OPPONENT | RESULT | W/L |
|------------|----------|-------------|--------|-----|
| 1. 78,939 | 1/2/72 | *Baltimore | 21-0 | W |
| 2. 78,914 | 11/19/72 | N.Y. Jets | 28-24 | W |
| 3. 78,744 | 9/22/75 | Oakland | 21-31 | L |
| 4. 78,196 | 12/24/72 | *Cleveland | 20-14 | W |
| 5. 77,596 | 10/15/72 | San Diego | 24-10 | W |
| 6. 76,801 | 11/27/72 | St. Louis | 31-10 | W |
| 7. 76,696 | 12/16/72 | Baltimore | 16-0 | W |
| 8. 76,029 | 1/6/85 | *Pittsburgh | 45-28 | W |
| 9. 75,770 | 12/23/73 | *Cincinnati | 34-16 | W |
| 10. 75,594 | 12/2/85 | Chicago | 38-24 | W |



DOLPHINS' 10 LARGEST CROWDS

| ROAD | | | | |
|------------|----------|-------------------------------|------------|-----|
| ATTENDANCE | DATE | OPPONENT | RESULT | W/L |
| 1. 103,667 | 1/30/83 | **Washington (at Pasadena) | 17-27 | L |
| 2. 90,163 | 9/9/07 | Washington | 13-16 (OT) | L |
| 3. 90,127 | 9/22/19 | Dallas | 6-31 | L |
| 4. 87,418 | 11/24/11 | Dallas | 19-20 | L |
| 5. 85,462 | 1/14/73 | **Washington (at L.A.) | 14-7 | W |
| 6. 84,059 | 1/20/85 | **San Francisco (at Stanford) | 16-38 | L |
| 7. 83,483 | 11/20/16 | Los Angeles | 14-10 | W |
| 8. 83,436 | 9/28/14 | Oakland (at London, Eng.) | 38-14 | W |
| 9. 82,500 | 10/9/22 | N.Y. Jets | 17-40 | L |
| 10. 80,591 | 1/16/72 | **Dallas (at New Orleans) | 3-24 | L |

* Playoff Game ** Super Bowl

NOTE: 81,176 saw the Dolphins and Giants play on October 28, 2007 at London's Wembley Stadium, which was designated as a Dolphins home game. 83,986 saw the Dolphins and Jets play on October 4, 2015 at London's Wembley Stadium, which was designated as a Dolphins home game. 84,423 saw the Dolphins and Saints play on October 1, 2017 at London's Wembley Stadium, which was designated as a Dolphins home game.

The largest attendance for a Dolphins game was 104,629 for a preseason game against Denver in Mexico City on Aug. 4, 1997.

DOLPHINS' COLDEST/WARMEST GAMES

| COLDEST GAMES | | | | |
|---------------|---------------------|-----|-------|---------------------------|
| DATE | TEAM | W/L | SCORE | CONDITIONS |
| 1/13/24 | *at Kansas City | L | 7-26 | -4°, clear |
| 12/21/08 | at Kansas City | W | 38-31 | 10°, sunny |
| 12/11/77 | at New England | L | 10-14 | 14°, clear |
| 1/8/17 | *at Pittsburgh | L | 12-30 | 17°, partly cloudy |
| 12/12/82 | at New England | L | 0-3 | 22°, snowy |
| 12/17/17 | at Buffalo | L | 16-24 | 22°, mostly cloudy |
| 12/8/85 | at Green Bay | W | 34-24 | 23°, cloudy |
| 12/18/88 | at Pittsburgh | L | 24-40 | 23°, overcast, light snow |
| 12/3/89 | at Kansas City | L | 21-26 | 23°, clear |
| 12/27/92 | at New England (OT) | W | 16-13 | 23°, clear |

* Playoff Game


NOTE: Coldest game in Miami was 12/24/89 vs. Kansas City (27-24 win by Chiefs): 40° and clear.

| WARMEST GAMES | | | | |
|---------------|-----------------|-----|-------|---------------------|
| DATE | TEAM | W/L | SCORE | CONDITIONS |
| 9/8/96 | at Arizona | W | 38-10 | 101°, night and dry |
| 10/9/88 | at L.A. Raiders | W | 24-14 | 96°, clear and dry |
| 9/3/95 | N.Y. JETS | W | 52-14 | 94°, mostly sunny |
| 10/9/66 | at Oakland | L | 10-21 | 93°, sunny |
| 8/19/83 | **at Washington | W | 38-7 | 93°, fair and muggy |
| 9/1/96 | NEW ENGLAND | W | 24-10 | 93°, mostly sunny |
| 9/11/22 | NEW ENGLAND | W | 20-7 | 92°, partly cloudy |
| 9/17/72 | at Kansas City | W | 20-10 | 91°, sunny |
| 9/24/89 | N.Y. JETS | L | 33-40 | 91°, partly sunny |
| 9/18/95 | PITTSBURGH | W | 23-10 | 91°, partly cloudy |
| 9/8/19 | BALTIMORE | L | 10-59 | 91°, mostly cloudy |
| 9/8/24 | JACKSONVILLE | W | 20-17 | 91°, partly cloudy |
| 9/28/80 | NEW ORLEANS | W | 21-16 | 90°, partly cloudy |
| 9/4/83 | at Buffalo | W | 12-0 | 90°, sunny |
| 9/14/86 | INDIANAPOLIS | W | 30-10 | 90°, sunny |
| 8/17/17 | **BALTIMORE | L | 7-31 | 90°, partly cloudy |
| 9/23/18 | OAKLAND | W | 28-20 | 90°, partly cloudy |
| 9/20/20 | BUFFALO | L | 28-31 | 90°, cloudy |

** Preseason Game



DOLPHINS IN THE HALL OF FAME



DON SHULA
Coach • Inducted: 1997



NICK BUONICONTI
LB • Inducted: 2001



LARRY CSONKA
FB • Inducted: 1987



BOB GRIESE
QB • Inducted: 1990



JIM LANGER
C • Inducted: 1987




LARRY LITTLE
G • Inducted: 1993



DAN MARINO
QB • Inducted: 2005



DWIGHT STEPHENSON
C • Inducted: 1998



JASON TAYLOR
DE • Inducted: 2017



ZACH THOMAS
LB • Inducted: 2023



PAUL WARFIELD
WR • Inducted: 1983

OTHER DOLPHINS HALL OF FAMERS



BOBBY BEATHARD
Coach/Exec • Inducted: 2018



CRIS CARTER
WR • Inducted: 2013



JIMMY JOHNSON
Coach/Exec • Inducted: 2020



BILL PARCELLS
Coach/Exec • Inducted: 2013



JUNIOR SEAU
LB • Inducted: 2015



THURMAN THOMAS
RB • Inducted: 2007



GEORGE YOUNG
Coach/Exec • Inducted: 2020

DOLPHINS RETIRED JERSEYS

12

BOB GRIESE

13

DAN MARINO

39

LARRY CSONKA