

LOS ANGELES CHARGERS

GAME RELEASE

► AT LOS ANGELES RAMS



2018 GAME THREE



AT



SUNDAY, SEPT. 23 / 1:05 PM

LOS ANGELES CHARGERS

GAME RELEASE • 714-540-7100 • CHARGERS.COM • @CHARGERS

JOSH.RUPPRECHT@CHARGERS.NFL.COM | SKIP.POWERS@CHARGERS.NFL.COM | JENNIFER.ROJAS@CHARGERS.NFL.COM | JAMAAL.LAFRANCE@CHARGERS.NFL.COM
BROCK.ANDERSON@CHARGERS.NFL.COM | LAUREN.MEYER@CHARGERS.NFL.COM

CHARGERS at RAMS

The Los Angeles Chargers (1-1) make the short trek across town to face the Los Angeles Rams (2-0) on Sunday, Sept. 23 with kickoff slated for 1:05 p.m. PT from Los Angeles Memorial Coliseum. Ian Eagle, Dan Fouts and Evan Washburn have the call on CBS while Matt "Money" Smith, Daniel Jeremiah and Shannon Farren will bring the action on KFI-AM 640. Mario Solis and Jorge Villanueva will present the game in Spanish on KFWB-AM 980.

The two teams will be meeting for the 12th time and for the first time in Los Angeles since 1994. The Rams hold a slight 6-5 all-time advantage and a 5-2 mark in home games. The Chargers won the last matchup, 27-24. Keenan Allen hauled in six passes for 104 yards and a score while Philip Rivers was an efficient 29-for-35 for 291 yards and a score. In the last road meeting for the Bolts, the Rams secured a 20-17 victory. In six meetings in Los Angeles, the two teams each sport three wins.

The Bolts earned their first win of the 2018 season last weekend by downing the Bills in Buffalo, 31-20. Philip Rivers once again shined, posting a 143.2 rating on 256 yards passing and three scores. Melvin Gordon recorded three touchdowns for the second time in his career as he caught two touchdowns and ran for another score. Rookie Derwin James led the defense with eight tackles, two for a loss including a sack, and a pass defended. Melvin Ingram added 1.5 sacks while Kyzir White and Adrian Phillips both picked off Josh Allen passes.

The Rams blanked division foe Arizona, 34-0. Jared Goff threw for 354 yards and a score while Todd Gurley found the end zone three times on the ground. Brandin Cooks hauled in seven passes for 159 yards while the defense only allowed five first downs and a total of 137 yards. On the season, Goff has thrown for 587 yards and three scores to post a rating of 102.5. Gurley has amassed 150 yards on the ground while Cooks leads the team with 12 catches and 246 yards.

The Chargers offense has started where they left off from their impressive 2017 season, totaling 890 yards in the first two contests of 2018. The 890 yards are the fifth most in franchise history to start a season and the most since 1984. Since Week 11 of the 2017 season, the Chargers lead the league with 3,932 total yards for an NFL-high 436.9 per game average.

Individually, Philip Rivers has thrown for 680 yards with six touchdowns and only one interception while completing 73.1 percent of his passes for a 119.6 rating. The 680 yards are the third most of his career in the first two games of a season while his six touchdowns are tied for second. Rivers leads the NFL since Week 12 of the 2017 season with 2,681 yards passing. His 109.8 rating is second while he also leads the league with 128 first downs and 24 completions of 25-plus yards.

2018 first-round selection Derwin James has made an immediate impact for the Chargers. In his second game at the professional ranks, James helped lead the Bolts to their first win of the season. The versatile rookie was all over the field for the Chargers, registering a game-high eight total tackles, including two for a loss and a sack. James leads the team with 11 total tackles, two sacks and three passes defended on the young season. He is a Pepsi Rookie of the Week nominee for his efforts in Week 2 at Buffalo.

The Chargers return to ROKiT Field at StubHub Center on Sunday, Sept. 30 for the start of two straight home games. The Bolts will stay within the NFC West to face the San Francisco 49ers at 1:25 p.m. The contest will air on CBS.

GAME RELEASE INDEX

PAGE	CONTENT	PAGE	CONTENT	PAGE	CONTENT
2	Schedule Breakdown	13	2017 Honor Roll	24	Rosters
3	The Coaches	14	2017 Rankings	27	Pronunciations
4	Connections	15	2017 Notes	28	Transactions
6	The Matchup	17	Philip Rivers	30	Depth Chart
7	Series History	20	Antonio Gates	31	Last Time
9	2018 Notes	22	Anthony Lynn	33	Statistics
11	Milestones	23	Tom Telesco	38	Game Recaps

CHARGERS SCHEDULE

PRESEASON

SAT. AUG. 11	@ ARIZONA	L, 24-17	KABC
SAT. AUG. 18	SEATTLE	W, 24-14	KABC
SAT. AUG. 25	NEW ORLEANS	L, 36-7	CBS*
THU. AUG. 30	@ SAN FRANCISCO	W, 23-21	KABC

REGULAR SEASON

SUN. SEPT. 9	KANSAS CITY	L, 38-28	CBS
SUN. SEPT. 16	@ BUFFALO	W, 31-20	CBS
SUN. SEPT. 23	@ LOS ANGELES	1:05 PM	CBS
SUN. SEPT. 30	SAN FRANCISCO	1:25 PM	CBS
• SUN. OCT. 7	OAKLAND	1:05 PM	CBS
• SUN. OCT. 14	@ CLEVELAND	10:00 AM	CBS
▶ SUN. OCT. 21	TENNESSEE	8:30 AM	CBS
BYE			
• SUN. NOV. 4	@ SEATTLE	1:05 PM	CBS
• SUN. NOV. 11	@ OAKLAND	1:05 PM	FOX
• SUN. NOV. 18	DENVER	1:05 PM	CBS
• SUN. NOV. 25	ARIZONA	1:05 PM	FOX
• SUN. DEC. 2	@ PITTSBURGH	10:00 AM	CBS
• SUN. DEC. 9	CINCINNATI	1:05 PM	CBS
• THU. DEC. 13	@ KANSAS CITY	5:20 PM	FOX/NFLN
• DEC. 22 ** 23	BALTIMORE	TBD	TBD
• SUN. DEC. 30	@ DENVER	1:25 PM	CBS

▶ The Chargers will host the Tennessee Titans at Wembley Stadium as part of the 2018 NFL London Games
• Subject to NFL's flex scheduling / All times Pacific and subject to change / * Nationally televised

2018 AFC WEST STANDINGS

WEST	W	L	T	Pct.	PF	PA
Kansas City	2	0	0	1.000	80	65
Denver	2	0	0	1.000	47	43
Los Angeles Chargers	1	1	0	.500	59	58
Oakland	0	2	0	.000	32	53

CHARGERS ON THE AIR

TELEVISION: CBS

Play-by-play: Ian Eagle

Analyst: Dan Fouts

Sideline: Evan Washburn

NATIONAL RADIO: SportsUSA

Play-by-play: John Ahlers

Analyst: Hank Bauer

Sideline: Troy West

CHARGERS RADIO: KFI-AM 640

Play-by-play: Matt "Money" Smith

Analyst: Daniel Jeremiah

Sideline: Shannon Farren

SPANISH RADIO: KFWB-AM 980

Play-by-play: Mario Solis

Analyst: Jorge Villanueva

BREAKING DOWN THE 2018 SCHEDULE

The Chargers opponents in 2018 posted a **102-106 (.490)** regular season record in 2017. Five of the teams on the schedule made the postseason and eight of the teams had a .500 or better record. The Chargers finished second in the AFC West and were 3-3 against divisional foes. The Bolts finished strong, winning nine of their last 12 contests.

SERIES BREAKDOWN		2017 RECORD	NOTES
	ALL-TIME: 55-61-1 HOME: 32-26-1 AWAY: 23-35-0 LAST: L, 38-28 - 2018 at Chargers	OVERALL: 10-6-0 HOME: 6-2-0 AWAY: 4-4-0 POSTSEASON: Wild Card Round	The Chiefs have been a thorn in the side of the Chargers for the past few seasons. Kansas City once again swept the season series, moving their winning streak to eight games against the Bolts. This will be the fourth time the Chargers host the Chiefs in the season-opener and the first since 1992.
	ALL-TIME: 25-12-2 HOME: 14-6-1 AWAY: 11-6-1 LAST: W, 31-20 - 2018 at Bills	OVERALL: 9-7-0 HOME: 6-2-0 AWAY: 3-5-0 POSTSEASON: Wild Card Round	The Chargers put up 54 points and recorded six takeaways to run away to a 54-24 victory at home in 2017. The Bolts hold an all-time regular-season record of 23-10-2 against the Bills, which is the franchise's best regular-season winning percentage against any team.
	ALL-TIME: 5-6-0 HOME: 3-1-0 AWAY: 2-5-0 LAST: W 27-24 - 2014 at Chargers	OVERALL: 11-5-0 HOME: 4-4-0 AWAY: 7-1-0 POSTSEASON: Wild Card Round	The Chargers won't have to travel far as they take on the Rams. This meeting marks a clash of two of the league's most explosive offenses as the Chargers ranked fourth and the Rams 10th in 2017. The two teams last met in 2014, a 27-24 victory for the Bolts.
	ALL-TIME: 7-7-0 HOME: 4-3-0 AWAY: 3-4-0 LAST: W 38-35 (OT) - 2014 at 49ers	OVERALL: 6-10-0 HOME: 3-5-0 AWAY: 3-5-0 POSTSEASON: N/A	The 49ers head down the coast to face L.A. The last time the teams squared off in the regular season marked the Chargers' greatest comeback as they tied a franchise record by storming back from a 21-point second half deficit to pull out a thrilling 38-35 OT victory.
	ALL-TIME: 52-63-2 HOME: 26-32-1 AWAY: 26-31-1 LAST: W 30-10 - 2017 at Chargers	OVERALL: 6-10-0 HOME: 4-4-0 AWAY: 2-6-0 POSTSEASON: N/A	The Chargers swept their division rival for the first time since the 2014 season. The Chargers used a last-second game-winning field from Nick Novak to earn a 17-16 victory at Oakland. Philip Rivers then threw for 387 yards and three scores to lead the Bolts to a convincing, 30-10 win in the season finale.
	ALL-TIME: 16-9-1 HOME: 8-4-0 AWAY: 8-5-1 LAST: W, 19-10 - 2017 at Chargers	OVERALL: 0-16-0 HOME: 0-8-0 AWAY: 0-8-0 POSTSEASON: N/A	The Chargers did not suffer a let down against the Browns in 2017 as the Bolts held on for a 19-10 home victory. Philip Rivers completed 31 passes for 344 yards while Keenan Allen became the first player in NFL history to have 10+ catches, 100+ receiving yards and 1+ TD catch in three straight games.
	ALL-TIME: 27-17-1 HOME: 18-5-1 AWAY: 10-16-0 LAST: W, 43-35 - 2016 at Titans	OVERALL: 9-7-0 HOME: 6-2-0 AWAY: 3-5-0 POSTSEASON: Wild Card Round	While this is considered a home game for the Bolts, it will take place in London at Wembley Stadium. The Chargers have won nine of the past 10 games overall, including six straight at home. Los Angeles' 1,068 points scored against Tennessee are the most among non-current division opponents.
	ALL-TIME: 24-26-0 HOME: 14-10-0 AWAY: 10-16-0 LAST: W, 30-21 - 2014 at Chargers	OVERALL: 9-7-0 HOME: 4-4-0 AWAY: 5-3-0 POSTSEASON: N/A	Following a Week 8 bye, the Chargers head north to play their former AFC West foe. L.A. has posted five-straight games with 20-plus points against Seattle, and no team has won a game in the series by double digits since 1998. The Bolts only have four wins in the last 15 meetings against the Seahawks.
	ALL-TIME: 51-65-1 HOME: 34-24-0 AWAY: 17-41-1 LAST: W, 21-0 - 2017 vs. Broncos	OVERALL: 5-11-0 HOME: 4-4 AWAY: 1-7 POSTSEASON: N/A	The Chargers again split the season series against the Broncos. In the season opener on Monday Night Football, the Chargers saw their comeback bid fall short, 24-21. The Chargers got payback at home by blanking the division rival, 21-0. The shutout ended the second-longest scoring streak in NFL history.
	ALL-TIME: 9-4-0 HOME: 6-1-0 AWAY: 3-3-0 LAST: L, 18-17 - 2014 at Cardinals	OVERALL: 8-8-0 HOME: 5-3-0 AWAY: 3-5-0 POSTSEASON: N/A	The Chargers host Arizona for the first time since 2010, which was a 41-10 victory. Los Angeles holds a 9-4 all-time advantage, including a 6-1 record as the home team. The Chargers have also won three of the last four against the Cardinals, scoring 20-plus points in all of those victories.
	ALL-TIME: 9-23-0 HOME: 6-8-0 AWAY: 3-15-0 LAST: L, 24-20- 2015 at Chargers	OVERALL: 13-3-0 HOME: 6-2-0 AWAY: 7-1-0 POSTSEASON: Divisional Round	This is the Chargers' first trip to the Steel City since 2012, when Philip Rivers and Danario Alexander helped power a 34-24 upset over the Steelers. The Bolts have tallied 20-plus points in three of their past four games in Pittsburgh while no team in the series has won by more than 10 points since 2003.
	ALL-TIME: 20-15-0 HOME: 10-7-0 AWAY: 10-8-0 LAST: L, 24-19 - 2015 at Bengals	OVERALL: 7-9-0 HOME: 4-4-0 AWAY: 3-5-0 POSTSEASON: N/A	The Bengals to Southern California for the first time since 2013. Cincinnati has won the last four regular season contests, however, the Chargers did beat them when it mattered most over the eight-year span, defeating the Bengals 27-10 on the road in the Wild Card round of the 2013 playoffs.
	ALL-TIME: 5-6-0 HOME: 4-3-0 AWAY: 1-3-0 LAST: L, 29-26 - 2015 at Ravens	OVERALL: 9-7-0 HOME: 5-3-0 AWAY: 4-4-0 POSTSEASON: N/A	It won't be decided until after Week 8 whether the game will be held on Saturday, December 22 or Sunday, December 23. No matter when Baltimore heads west, it marks their first trip to the Chargers since 2012. The last three contests have been separated by a combined seven points.



THE HEAD COACHES



Anthony Lynn is in his second season as a head coach in the National Football League after serving as Buffalo's interim in Week 17 of the 2016 season. Lynn comes in with 83 games of playing experience under his belt, as well as two world championships on his résumé as a running back for the back-to-back Super Bowl champion Denver

Broncos (XXXII and XXXIII). Lynn has always had a passion for teaching the game. Immediately following his last season in 1999, Lynn assumed the role of offensive assistant and assistant to special teams in Denver in 2000. Lynn spent 12 years as a running backs coach for the Jaguars, Cowboys, Browns, Jets and Bills. He then landed his first assistant head coaching position in New York with the Jets, while also coaching the running backs, and assumed the same position the following two seasons in Buffalo. The two seasons Lynn spent in Buffalo, the Bills led the NFL in both rushing yards (2,630 in 2016, and 2,432 in 2015) and rushing touchdowns (29 in 2016, and 19, tie in 2015). During his last two coaching stops (New York and Buffalo), Lynn's offenses combined for a total 18,218 rushing yards during that span (2009-2016), the most combined yards in the NFL over that period. In his first season at the helm in Los Angeles Lynn rallied the team after an 0-4 start to win nine of the final 12 games, including six of the last seven contests. The Chargers finished 9-7 and just missed out on a playoff berth due to a tiebreaker. The nine wins over the 12-game span was the best mark since the team won the last 11 games of the 2009 season. The five-straight home wins were also the best run on home turf since that 2009 season.



On January 12, 2017, Los Angeles Rams Owner/ Chairman E. Stanley Kroenke named **Sean McVay** the 23rd full-time head coach in franchise history. McVay became the youngest coach in modern NFL history. In his first season guiding the Rams, McVay completed one of the greatest offensive turnarounds in NFL history. He

helped the Rams move from the 32nd-ranked scoring offense in 2016 to the league's top-scoring team in 2017, marking the first time in league history a team has gone from last to first in scoring. The first-year head coach led the Rams to an 11-5 record and their first NFC West title since the 2003 season, earning the team's first playoff berth since 2004. Following his first season in L.A., McVay was named The Associated Press Coach of the Year, becoming the youngest head coach to ever win the award. RB Todd Gurley II brought home Offensive Player of the Year honors, while DT Aaron Donald was named the Defensive Player of the Year, marking the first time in the 45 year history of the awards there was a sweep of three of the league's top awards. The Rams placed eight players in the 2018 Pro Bowl, the most in a single season by the franchise since the 1999 campaign. Before joining the Rams, McVay completed his third season as the Redskins' offensive coordinator in 2016 after initially being promoted to the position on January 15, 2014.

ANTHONY LYNN COACHING HISTORY

Category	W	L	T	Pct.
Regular-season record as NFL head coach	10	9	0	0.526
Postseason record as NFL head coach	-	-	-	-
Overall record as NFL head coach	10	9	0	0.526
Regular-season record as NFL coordinator	7	6	0	0.538
Postseason record as NFL coordinator	-	-	-	-
Overall record as NFL coordinator	7	6	0	0.538
Regular-season record as NFL assistant coach	128	130	0	0.496
Postseason record as NFL assistant coach	4	4	0	0.500
Overall record as NFL assistant coach	132	134	0	0.496
Regular-season record as NFL coach	145	145	0	0.500
Postseason record as NFL coach	4	4	0	0.500
Overall record as NFL coach	149	149	0	0.500

WHO IS NEW ON THE ROSTER

2018 DRAFT PICKS

Draft Picks	Position	Selection
Derwin James	S	1st round (17th overall)
Uchenna Nwosu	LB	2nd round (48th overall)
Justin Jones	DT	3rd round (84th overall)
Kyzir White	S/LB	4th round (119th overall)
Scott Quessenberry	C/G	5th round (155th overall)
Dylan Cantrell	WR	6th round (191st overall)
Justin Jackson	RB	7th round (251st overall)

2018 VETERAN ADDITIONS

Name	Position	Years	College
Virgil Green	TE	8	Nevada
Mike Pouncey	C	8	Florida
Geno Smith	QB	6	West Virginia
Caleb Sturgis	K	6	Florida
Jaylen Watkins	DB	4	Florida

THE COORDINATORS

In his first season as the Chargers' defensive coordinator, **Gus Bradley** inherited the 29th-ranked defense and turned it around to be the No. 3 scoring defense in 2017.

GUS BRADLEY AS A DEFENSIVE COORDINATOR

Year	Team	Total (rank)	Rush (rank)	Pass (rank)	Scoring (rank)
2009	Sea.	356.4 (24)	111.0 (15)	245.4 (30)	24.4 (T-25)
2010	Sea.	368.6 (27)	118.9 (21)	249.6 (27)	25.4 (25)
2011	Sea.	332.2 (9)	112.3 (15)	219.9 (11)	19.7 (7)
2012	Sea.	306.2 (4)	103.1 (10)	203.1 (6)	15.3 (1)
2017	LAC	328.4 (15)	131.1 (31)	197.3 (3)	17.0 (3)
2018	LAC	327.5 (9)	85.0 (14)	232.5 (13)	29.0 (25t)

As the Chargers' offensive coordinator, **Ken Whisenhunt** led the top-ranked passing attack in the NFL. The last time the Chargers led the league in passing was in 1985.

KEN WHISENHUNT AS AN OFFENSIVE COORDINATOR

Year	Team	Total (rank)	Rush (rank)	Pass (rank)	Scoring (rank)
2004	Pit.	324.0 (16)	154.0 (2)	170.0 (28)	23.3 (11)
2005	Pit.	321.8 (T-15)	138.9 (5)	182.9 (24)	24.3 (8)
2006	Pit.	357.8 (7)	124.5 (10)	233.3 (9)	22.1 (T-12)
2013	S.D.	393.3 (5)	122.8 (13)	270.5 (4)	24.8 (12)
2016	S.D.	356.8 (14)	94.4 (26)	262.4 (8)	25.6 (9)
2017	LAC	376.6 (4)	99.7 (24)	276.9 (1)	22.2 (13)
2018	LAC	445.0 (3)	116.0 (11t)	329.0 (3)	29.5 (8)



RAMS - CHARGERS CONNECTIONS

PRO CONNECTIONS

Chargers **Defensive Coordinator Gus Bradley** was the head coach in Jacksonville when Rams **Sr. Offensive Assistant Coach Jedd Fisch** served as the offensive coordinator from 2013-14.

Bradley coached linebackers in Tampa Bay when Rams **Head Coach Sean McVay** was a coaching assistant in 2008.

Rams **Special Teams Coordinator John Fassel** was a ball boy in Denver when Chargers **Head Coach Anthony Lynn** played for the Broncos while. Rams **Defensive Coordinator Wade Phillips** was the head coach for Denver in 1993.

Chargers **CB Casey Hayward Jr.** and Rams **CB Sam Shields** played together in Green Bay for four seasons (2012-15).

Fassel served in the same role in Oakland when Chargers **T Joe Barksdale** was on the roster in 2011.

Chargers **TE Virgil Green** and Rams **CB Aqib Talib** played in Denver when **Phillips** served as the defensive coordinator and **Quality Control-Defense Thad Bogardus** was a defensive assistant coach for two seasons (2015-16).

Fisch coached quarterbacks in Seattle when Chargers **NT Brandon Mebane** and **T Russell Okung** were on the roster in 2010.

Lynn coached running backs for the New York Jets when **Assistant Offensive Line Coach Andy Dickerson** was a coaching assistant in 2011.

Lynn coached running backs in Buffalo when Rams **Run Game Coordinator Aron Kromer** coached the offensive line while **CB Nickell Robey-Coleman** and **WR Robert Woods** played for the Bills for two seasons (2015-16). **Lynn** also served as the assistant head coach in 2016.

Chargers **Assistant Special Teams Coach Keith Burns** was the special teams coordinator when **McVay** coached tight ends in Washington during the 2013 season.

Burns and Rams **Defensive Line Coach Bill Johnson** were on the Denver coaching staff together in 2007.

Phillips was the head coach in Denver when Chargers **Linebackers Coach Richard Smith** coached special teams during the 1993-94 seasons.

Phillips was the defensive coordinator in Atlanta when Chargers **Assistant Head Coach/Special Teams George Stewart** coached wide receivers in Atlanta during the 2003 season.

Stewart coached wide receivers in San Francisco when Rams **Assistant Head Coach/Linebackers Joe Barry** was the defensive quality control during the 2000 season.

Bradley and **Barry** were on the defensive coaching staff together in Tampa Bay in 2006.

Rams **Safeties Coach Ejiro Evero** and **Bradley** coached on the defensive staff in Tampa Bay when Rams **CB Aqib Talib** was on the roster in 2008.

Evero overlapped with Chargers **Running Backs Coach Alfredo Roberts** in 2009, when **Roberts** coached tight ends for the Buccaneers.

Bradley and **Kromer** were on the Tampa Bay coaching staff from 2005-07.

Rams **DT Ndamukong Suh** and Chargers **C Mike Pouncey** played together in Miami for three seasons (2015-17).

Chargers **Quality Control-Offense Dan Shamash** was a coaching assistant for the New York Jets when **Dickerson** was a coaching assistant in 2008.

Rams **Quarterbacks Coach Zac Taylor** coached quarterbacks in Miami when Chargers **Wide Receivers Coach Phil McGeoghan** was on the coaching staff from 2012-15.

Chargers **Offensive Line Coach Pat Meyer**, **Assistant Defensive Backs Coach Chris Harris**, Rams **Running Backs Coach Skip Peete** and **Kromer** coached in Chicago from 2013-14.

Rams **ILB Mark Barron** played in Tampa Bay when **Shamash** was the defensive quality

control for two seasons (2012-13).

Chargers **Strength & Conditioning Coach John Lott** served in the same role in Arizona when Rams **S Marqui Christian** was on the roster in 2016.

Roberts coached tight ends in Tampa Bay when Rams **Wide Receivers Coach Eric Yarber** coached receivers from 2010-11.

COLLEGE CONNECTIONS

Chargers **RB Melvin Gordon III** and **FB Derek Watt** ran behind Rams **OT Rob Havenstein** at Wisconsin during the 2011 season.

Chargers **K Caleb Sturgis** and **C Mike Pouncey** were teammates with Rams **OLB Dominique Easley** at Florida in 2010.

Chargers **CB Desmond King II** and Rams **C Austin Blythe** were on the Iowa roster from 2014-15.

Rams **DL Michael Brockers** and Chargers **T Joe Barksdale** played together at Louisiana State in 2010.

Chargers **WR/PR Travis Benjamin** and Rams **CB Sam Shields** were teammates at Miami for two seasons (2008-09).

Rams **RB Malcolm Brown** and Chargers **S Adrian Phillips** played together at Texas from 2011-13.

Chargers **NT Damion Square** and Rams **LB Mark Barron** were on the Alabama roster in 2009-11 and were a part of two BCS National Championship teams.

Chargers **P Drew Kaser** and Rams **WR Josh Reynolds** were on the Texas A&M roster in 2014.

Chargers **LB Uchenna Nwosu** and Rams **RB Justin Davis** played together at Southern California from 2014-16.

Rams **Sr. Offensive Assistant Coach Jedd Fisch** served as the interim head coach/offensive coordinator at UCLA when Chargers **Tight Ends Coach Rip Scherer** served in the same role and **C/G Scott Qussenberry** played for the Bruins in 2017.

Rams **Wide Receivers coach Eric Yarber** also coached receivers at UCLA from 2012-16.

Rams **Quarterbacks Coach Zac Taylor** was a graduate assistant coach at Texas A&M when **Kaser** was on the roster in 2011.

FORMER CHARGERS ON THE RAMS

Rams **Defensive Coordinator Wade Phillips** served in the same role for the Chargers from 2004-06.

Rams **Assistant Head Coach/Linebackers Joe Barry** coached linebackers for three seasons (2012-14).

Rams **Assistant Linebackers Coach Chris Shula** was the defensive quality control for the Chargers from 2015-16.

FORMER RAMS ON THE CHARGERS

Chargers **T Joe Barksdale** played for the Rams for three seasons (2012-14).



POSTGAME NOTES (WEEK 1)

TEAM NOTES

Team captains for the Chargers were No. 17 **QB Philip Rivers**, No. 53 **C Mike Pouncey**, No. 54 **DE Melvin Ingram**, No. 76 **LT Russell Okung**, No. 85 **TE Antonio Gates** and No. 92 **NT Brandon Mebane**.

The Bolts defense did not allow a third down conversion in the first half. The two quarters marked the team's first and second such quarters of the season after registering six quarters without a third down conversion allowed in the preseason.

PLAYER NOTES

With a 10-yard touchdown catch in the first quarter, **WR Mike Williams** registered the first score of his NFL career. The catch made Williams the 37th player to catch a touchdown pass from **QB Philip Rivers**, who extended his starting games streak to 194 regular-season games.

Rivers finished with 256 passing yards and three touchdowns on 23-of-27 passing (85.2 pct.). It marked the 54th three-touchdown game of his career.

In the first half, **Rivers** threw for 178 yards and three touchdowns on 15-of-16 passing (93.8 pct.) for a 152.6 passer rating, marking the seventh game of his career with three touchdown passes in the first half. He completed his first seven passes for 96 yards and two touchdowns (158.3 rating).

Rivers finished the game with a 143.2 rating. The rating is the seventh best of his career and the 11th time he has eclipsed a rating of 140.0.

RB Melvin Gordon III reached the end zone for the first time this season, posting a rushing score and two receiving touchdowns in the first half. It marked the second three-touchdown game of his career. Gordon finished the game with 28 rushing yards and a score on nine carries (3.1 avg.) along with six catches for 38 yards (6.3 avg.) and two touchdown receptions.

Gordon passed RB Don Woods (4,045) for the 10th-most scrimmage yards by a running back in team annals. He also moved into sole possession of No. 6 in career receptions by a running back in Chargers history, moving beyond Ryan Mathews and Darren Sproles.

With over 10 minutes remaining in the second quarter, **RB Austin Ekeler** reached 54 rushing yards on the day, eclipsing his previous single-game career high of 49 yards (Dec. 10, 2017 vs. Washington). He ended the game with a career-high 77 rushing yards on 11 attempts (7.0 avg.) and 21 receiving yards on three catches (7.0 avg.).

In the third quarter, S Adrian Phillips picked off the fifth pass of his career with **DE Melvin Ingram III** applying pressure.

For the day, **Ingram** posted with 1.5 sacks for his first quarterback takedowns of the season, bringing him to 36.5 for his career.

WR Keenan Allen hauled in six passes for 67 yards (11.2 avg.), bringing his career receiving yardage total to 4,185 to pass WR Tony Martin for 10th in Chargers history. His six catches extended his team-record multi-catch streak to 54 games. It is the fourth-longest active streak.

ROOKIE IMPACT: On Buffalo's opening series, **LB Uchenna Nwosu** recorded a three-yard sack to force a three-and-out for the first sack of his career. **S Derwin James** posted his second sack of the season in the third quarter. Midway through the fourth quarter, **LB Kyzir White** registered the first interception of his career, giving the Bolts the ball in the red zone.

NOTABLE PERFORMANCES

- **Philip Rivers** has faced the Rams three times during the regular season over the course of his career. Rivers has tossed three touchdowns and racked up 746 yards on 66-of-95 passing. In his last meeting against the Rams, Rivers was an efficient 29-for-35 for 291 yards and a touchdown.
- In the 2014 contest, **Keenan Allen** hauled in six passes for 104 yards and a 29-yard score.
- Playing for the Packers, **Casey Hayward** had an interception and three tackles against the Rams in 2012.
- Playing for the Seahawks, **Brandon Mebane** recorded a sack and two hurries in a shutout win against the Rams in 2009. Mebane has faced the Rams 17 times.



THE MATCHUP

ALL-TIME SERIES (RAMS LEAD, 6-5-0)

THE LAST TIME (NOV. 23, 2014)

St. Louis Rams vs San Diego Chargers 11/23/2014 at Qualcomm Stadium Final Individual Statistics

St. Louis Rams										San Diego Chargers																								
RUSHING	ATT	YDS	AVG	LG	TD	RUSHING	ATT	YDS	AVG	LG	TD	RUSHING	ATT	YDS	AVG	LG	TD	RUSHING	ATT	YDS	AVG	LG	TD											
T.Mason	16	62	3.9	21	0	Ry.Mathews	12	105	8.8	32	1	T.Mason	12	105	8.8	32	1	T.Mason	12	105	8.8	32	1											
T.Austin	3	27	9.0	15	1	B.Oliver	6	17	2.8	7	0	T.Austin	3	27	9.0	15	1	T.Austin	3	27	9.0	15	1											
B.Cunningham	4	18	4.5	8	0	D.Brown	1	7	7.0	7	0	B.Cunningham	4	18	4.5	8	0	B.Cunningham	4	18	4.5	8	0											
S.Hill	1	0	0.0	0	0	P.Rivers	3	-1	-0.3	0	0	S.Hill	1	0	0.0	0	0	S.Hill	1	0	0.0	0	0											
Total	24	107	4.5	21	1	Total	22	128	5.8	32	1	Total	24	107	4.5	21	1	Total	22	128	5.8	32	1											
PASSING	ATT	CMP	YDS	SK/YD	TD	LG	IN	RT	PASSING	ATT	CMP	YDS	SK/YD	TD	LG	IN	RT	PASSING	ATT	CMP	YDS	SK/YD	TD	LG	IN	RT								
S.Hill	35	18	196	1/7	1	27	2	54.2	P.Rivers	35	29	291	3/9	1	35	1	98.9	S.Hill	35	18	196	1/7	1	27	2	54.2								
J.Hekker	1	1	15	0/0	0	19	0	118.8	Total	35	29	291	3/9	1	35	1	98.9	J.Hekker	1	1	15	0/0	0	19	0	118.8								
Total	36	19	217	1/7	1	27	2	57.3	Total	35	29	291	3/9	1	35	1	98.9	Total	36	19	217	1/7	1	27	2	57.3								
PASS RECEIVING	TAR	REC	YDS	AVG	LG	TD	PASS RECEIVING	TAR	REC	YDS	AVG	LG	TD	PASS RECEIVING	TAR	REC	YDS	AVG	LG	TD	PASS RECEIVING	TAR	REC	YDS	AVG	LG	TD							
S.Bailey	9	7	89	12.7	22	1	K.Allen	9	6	104	17.3	35	1	S.Bailey	9	7	89	12.7	22	1	K.Allen	9	6	104	17.3	35	1							
J.Cook	9	3	27	9.0	10	0	E.Royal	6	6	50	8.3	12	0	J.Cook	9	3	27	9.0	10	0	E.Royal	6	6	50	8.3	12	0							
T.Austin	3	3	11	3.7	6	0	M.Floyd	5	4	30	7.5	14	0	T.Austin	3	3	11	3.7	6	0	M.Floyd	5	4	30	7.5	14	0							
K.Britt	6	2	37	18.5	27	0	B.Oliver	4	4	23	5.8	13	0	K.Britt	6	2	37	18.5	27	0	B.Oliver	4	4	23	5.8	13	0							
B.Cunningham	4	2	11	5.5	7	0	L.Green	3	2	34	17.0	28	0	B.Cunningham	4	2	11	5.5	7	0	L.Green	3	2	34	17.0	28	0							
T.Mason	2	1	26	26.0	26	0	D.Brown	2	2	20	10.0	12	0	T.Mason	2	1	26	26.0	26	0	D.Brown	2	2	20	10.0	12	0							
L.Kendricks	2	1	16	16.0	16	0	A.Gates	2	2	14	7.0	10	0	L.Kendricks	2	1	16	16.0	16	0	A.Gates	2	2	14	7.0	10	0							
Total	35	19	217	11.4	27	1	Ry.Mathews	2	2	8	4.0	10	0	Total	35	19	217	11.4	27	1	Ry.Mathews	2	2	8	4.0	10	0							
INTERCEPTIONS	NO	YDS	AVG	LG	TD	INTERCEPTIONS	NO	YDS	AVG	LG	TD	INTERCEPTIONS	NO	YDS	AVG	LG	TD	INTERCEPTIONS	NO	YDS	AVG	LG	TD	INTERCEPTIONS	NO	YDS	AVG	LG	TD					
J.Jenkins	1	99	99.0	99	1	B.Flowers	1	9	9.0	9	0	J.Jenkins	1	99	99.0	99	1	B.Flowers	1	9	9.0	9	0	J.Jenkins	1	99	99.0	99	1					
Total	1	99	99.0	99	1	M.Gilchrist	1	4	4.0	4	0	Total	1	99	99.0	99	1	M.Gilchrist	1	4	4.0	4	0	Total	1	99	99.0	99	1					
PUNTING	NO	YDS	AVG	NET	TB	IN20	LG	PUNTING	NO	YDS	AVG	NET	TB	IN20	LG	PUNTING	NO	YDS	AVG	NET	TB	IN20	LG	PUNTING	NO	YDS	AVG	NET	TB	IN20	LG			
J.Hekker	4	178	44.5	44.5	0	2	57	M.Scifres	4	197	49.3	38.3	0	0	55	J.Hekker	4	178	44.5	44.5	0	2	57	M.Scifres	4	197	49.3	38.3	0	0	55			
Total	4	178	44.5	44.5	0	2	57	Total	4	197	49.3	38.3	0	0	55	Total	4	178	44.5	44.5	0	2	57	Total	4	197	49.3	38.3	0	0	55			
PUNT RETURNS	NO	YDS	AVG	FC	LG	TD	PUNT RETURNS	NO	YDS	AVG	FC	LG	TD	PUNT RETURNS	NO	YDS	AVG	FC	LG	TD	PUNT RETURNS	NO	YDS	AVG	FC	LG	TD	PUNT RETURNS	NO	YDS	AVG	FC	LG	TD
T.Austin	2	44	22.0	1	38	0	K.Allen	1	0	0.0	0	0	0	T.Austin	2	44	22.0	1	38	0	K.Allen	1	0	0.0	0	0	0	T.Austin	2	44	22.0	1	38	0
T.Johnson	0	0	0.0	1	0	0	[DOWNED]	2	0	0.0	0	0	0	T.Johnson	0	0	0.0	1	0	0	[DOWNED]	2	0	0.0	0	0	0	T.Johnson	0	0	0.0	1	0	0
Total	2	44	22.0	2	38	0	[OUT OF BOUNDS]	1	0	0.0	0	0	0	Total	2	44	22.0	2	38	0	[OUT OF BOUNDS]	1	0	0.0	0	0	0	Total	2	44	22.0	2	38	0
KICKOFF RETURNS	NO	YDS	AVG	FC	LG	TD	KICKOFF RETURNS	NO	YDS	AVG	FC	LG	TD	KICKOFF RETURNS	NO	YDS	AVG	FC	LG	TD	KICKOFF RETURNS	NO	YDS	AVG	FC	LG	TD	KICKOFF RETURNS	NO	YDS	AVG	FC	LG	TD
B.Cunningham	5	133	26.6	0	33	0	C.Davis	2	43	21.5	0	22	0	B.Cunningham	5	133	26.6	0	33	0	C.Davis	2	43	21.5	0	22	0	B.Cunningham	5	133	26.6	0	33	0
S.Bailey	1	9	9.0	0	9	0	[TOUCHBACK]	3	0	0.0	0	0	0	S.Bailey	1	9	9.0	0	9	0	[TOUCHBACK]	3	0	0.0	0	0	0	S.Bailey	1	9	9.0	0	9	0
Total	6	142	23.7	0	33	0	Total	2	43	21.5	0	22	0	Total	6	142	23.7	0	33	0	Total	2	43	21.5	0	22	0	Total	6	142	23.7	0	33	0
St. Louis Rams FUMBLES	FUM	LOST	OWN-REC	YDS	TD	FORCED	OPP-REC	YDS	TD	OUT-BDS	St. Louis Rams FUMBLES	FUM	LOST	OWN-REC	YDS	TD	FORCED	OPP-REC	YDS	TD	OUT-BDS	St. Louis Rams FUMBLES	FUM	LOST	OWN-REC	YDS	TD	FORCED	OPP-REC	YDS	TD	OUT-BDS		
S.Hill	2	1	0	-4	0	0	0	0	0	0	S.Hill	2	1	0	-4	0	0	0	0	0	0	S.Hill	2	1	0	-4	0	0	0	0	0	0		
B.Cunningham	0	0	1	0	0	0	0	0	0	0	B.Cunningham	0	0	1	0	0	0	0	0	0	0	B.Cunningham	0	0	1	0	0	0	0	0	0	0		
S.Bailey	0	0	0	0	0	1	0	0	0	0	S.Bailey	0	0	0	0	0	1	0	0	0	0	S.Bailey	0	0	0	0	0	1	0	0	0	0		
J.Jenkins	0	0	0	0	0	1	0	0	0	0	J.Jenkins	0	0	0	0	0	1	0	0	0	0	J.Jenkins	0	0	0	0	0	1	0	0	0	0		
A.Bayer	0	0	0	0	0	0	1	0	0	0	A.Bayer	0	0	0	0	0	0	1	0	0	0	A.Bayer	0	0	0	0	0	0	1	0	0	0		
R.McLeod	0	0	0	0	0	0	1	0	0	0	R.McLeod	0	0	0	0	0	0	1	0	0	0	R.McLeod	0	0	0	0	0	0	1	0	0	0		
Total	2	1	1	-4	0	2	2	0	0	0	Total	2	1	1	-4	0	2	2	0	0	0	Total	2	1	1	-4	0	2	2	0	0	0		
San Diego Chargers FUMBLES	FUM	LOST	OWN-REC	YDS	TD	FORCED	OPP-REC	YDS	TD	OUT-BDS	San Diego Chargers FUMBLES	FUM	LOST	OWN-REC	YDS	TD	FORCED	OPP-REC	YDS	TD	OUT-BDS	San Diego Chargers FUMBLES	FUM	LOST	OWN-REC	YDS	TD	FORCED	OPP-REC	YDS	TD	OUT-BDS		
K.Allen	2	2	0	0	0	0	0	0	0	0	K.Allen	2	2	0	0	0	0	0	0	0	0	K.Allen	2	2	0	0	0	0	0	0	0	0		
B.Flowers	1	0	0	0	0	0	0	0	0	0	B.Flowers	1	0	0	0	0	0	0	0	0	0	B.Flowers	1	0	0	0	0	0	0	0	0	0		
M.Ingram	0	0	1	0	0	0	0	0	0	0	M.Ingram	0	0	1	0	0	0	0	0	0	0	M.Ingram	0	0	1	0	0	0	0	0	0	0		

SCORING

Team	Qtr	Time	Play Description (Extra Point) (Drive Info)	Visitor	Home
Chargers	1	9:10	N.Novak 23 yd. Field Goal (6-18, 2:30)	0	3
Rams	1	1:03	G.Zuerlein 22 yd. Field Goal (13-64, 8:07)	3	3
Rams	2	11:32	J.Jenkins 99 yd. interception return (G.Zuerlein kick)	10	3
Chargers	2	0:02	N.Novak 48 yd. Field Goal (10-54, 1:31)	10	6
Chargers	3	9:50	Ry.Mathews 32 yd. run (N.Novak kick) (5-61, 2:49)	10	13
Chargers	3	9:29	A.Cachkar 13 yd. fumble return (N.Novak kick)	10	20
Rams	3	6:18	T.Austin 6 yd. run (G.Zuerlein kick) (3-21, 0:53)	17	20
Chargers	4	8:09	K.Allen 29 yd. pass from P.Rivers (N.Novak kick) (11-93, 7:16)	17	27
Rams	4	2:04	S.Bailey 7 yd. pass from S.Hill (G.Zuerlein kick) (13-80, 6:05)	24	27

Current Streak: Chargers won last game
Chargers' record at home vs. Rams: 3-1
Chargers' record on the road vs. Rams: 2-5
Longest Chargers winning streak: Two games (1979-88)
Longest Rams winning streak: Two games 2x Last: (2000-02)
Last time at Rams: Rams 20, Chargers 17 (10/17/10)
First Meeting: Rams 37, Chargers 10 (10/4/70)
Anthony Lynn vs. Rams: 0-0

ON ROAD (RAMS LEAD, 5-2-0)

LAST TIME AT RAMS (OCT. 17, 2010)

San Diego Chargers vs St. Louis Rams 10/17/2010 at Edward Jones Dome Final Individual Statistics

San Diego Chargers										St. Louis Rams									
RUSHING	ATT	YDS	AVG	LG	TD	RUSHING	ATT	YDS	AVG	LG	TD								
R.Mathews	12	64	5.3	19	0	S.Jackson	29	109	3.8	13	1								
D.Sproles	1	9	9.0	9	0	S.Bradford	6	8	1.3	11	0								
M.Tolbert	3	3	1.0	1	1														
J.Hester	1	3	3.0	3	0														
Total	17	79	4.6	19	1	Total	35	117	3.3	13	1								
PASSING	ATT	CMP	YDS	SK/YD	TD	LG	IN	RT	PASSING	ATT	CMP	YDS	SK/YD	TD	LG	IN	RT		
P.Rivers	37	22	249	7/41	1	29	1	77.4	S.Bradford	31	18	198	3/15	1	38	0	87.8		
Total	37	22	249	7/41	1	29	1	77.4	Total	31	18	198	3/15	1	38	0	87.8		
PASS RECEIVING	TAR	REC	YDS	AVG	LG	TD	PASS RECEIVING	TAR	REC	YDS	AVG	LG	TD						
P.Crayton	7	6	117	19.5	29	0	D.Alexander	5	4	72	18.0	38	1						
D.Sproles	6	5	48	9.6	11	0	B.Bajema	5	3	34	11.3	18	0						
C.Davis	8	3	39	13.0	17	1	B.Gibson	5	3	33	11.0	12	0						
R.Mathews	4	3	12	4.0	11	0	D.Amendola	5	3	19	6.3	11	0						
M.Floyd	5	2	15	7.5	12	0	M.Gilyard	3	1	21	21.0	21	0						
A.Gates	3	2	12	6.0	9	0	D.Fells	2	1	8	8.0	8	0						
J.Hester	1	1	6	6.0	6	0	M.Hoomanawanui	2	1	5	5.0	5	0						
R.McMichael	2	0	0	0.0	0	0	M.Karney	1	1	4	4.0	4	0						
R.Goodman	1	0	0	0.0	0	0	S.Jackson	2	1	2	2.0	2	0						
							K.Darby	1	0	0	0.0	0	0						
Total	37	22	249	11.3	29	1	Total	31	18	198	11.0	38	1						
INTERCEPTIONS	NO	YDS	AVG	LG	TD	INTERCEPTIONS	NO	YDS	AVG	LG	TD								
						O.Atogwe	1	0	0.0	0	0								
Total	0	0	0	0	0	Total	1	0	0.0	0	0								
PUNTING	NO	YDS	AVG	NET	TB	IN20	LG	PUNTING	NO	YDS	AVG	NET	TB	IN20	LG				
M.Scifres	6	357	59.5	40.8	2	0	64	D.Jones	6	247	41.2	35.7	1	1	48				
Total	6	357	59.5	40.8	2	0	64	Total	6	247	41.2	35.7	1	1	48				
PUNT RETURNS	NO	YDS	AVG	FC	LG	TD	PUNT RETURNS	NO	YDS	AVG	FC	LG	TD						
D.Sproles	2	13	6.5	1	9	0	D.Amendola	4	72	18.0	0	42	0						
[DOWNED]	1	0	0.0	0	0	0	[TOUCHBACK]	2	0	0.0	0	0	0						
[OUT OF BOUNDS]	1	0	0.0	0	0	0													
[TOUCHBACK]	1	0	0.0	0	0	0													
Total	2	13	6.5	1	9	0	Total	4	72	18.0	0	42	0						
KICKOFF RETURNS	NO	YDS	AVG	FC	LG	TD	KICKOFF RETURNS	NO	YDS	AVG	FC	LG	TD						
D.Sproles	5	115	23.0	0	31	0	D.Amendola	2	46	23.0	0	24	0						
							M.Gilyard	1	23	23.0	0	23	0						
							[TOUCHBACK]	1	0	0.0	0	0	0						
Total	5	115	23.0	0	31	0	Total	3	69	23.0	0	24	0						
San Diego Chargers										St. Louis Rams									
FUMBLES	FUM	LOST	OWN-REC	YDS	TD	FORCED	OPP-REC	YD	TD	OUT-BDS									
Total	0	0	0	0	0	0	0	0	0	0									
St. Louis Rams										St. Louis Rams									
FUMBLES	FUM	LOST	OWN-REC	YDS	TD	FORCED	OPP-REC	YD	TD	OUT-BDS									
J.Brown	1	0	0	0	0	0	0	0	0	0									
S.Bradford	0	0	1	0	0	0	0	0	0	0									
Total	1	0	1	0	0	0	0	0	0	0									

SERIES HISTORY

LOS ANGELES RAMS†

Regular Season (5-6-0, .455)

Oct. 4, 1970 at Los Angeles	L, 37-10
Oct. 12, 1975 vs. Los Angeles	L, 13-10 (OT)
Oct. 21, 1979 at Los Angeles	W, 40-16
Nov. 20, 1988 at Los Angeles	W, 38-24
Oct. 13, 1991 at Los Angeles	L, 30-24
Nov. 27, 1994 vs. Los Angeles	W, 31-17
Oct. 1, 2000 at St. Louis	L, 57-31
Nov. 10, 2002 at St. Louis	L, 28-24
Oct. 29, 2006 vs. St. Louis	W, 38-24
Oct. 17, 2010 at St. Louis	L, 20-17
Nov. 23, 2014 vs. St. Louis	W, 27-24

†Known as Los Angeles Rams (1960-94 and 2016-present) and St. Louis Rams (1995-2015)

TALE OF THE TAPE

OFFENSE

(based on 2018 regular-season statistics)

Chargers	Category	Rams
54	Total First Downs	47
12	By Rushing	16
39	By Passing	27
3	By Penalty	4
6/20	3rd Down: Made/Att.	12/26
30.0%	3rd Down Pct.	46.2%
1/1	4th Down: Made/Att.	1/3
100.0%	4th Down Pct.	33.3%
33:44	Possession Avg.	31:19
890	Total Net Yards	797
445.0	Avg. Yards/Game	398.5
129	Total Plays	127
6.9	Avg. Yards/Play	6.3
232	Net Yards Rushing	230
116.0	Avg. Yards/Game	115.0
48	Total Rushes	59
658	Net Yards Passing	567
329.0	Avg. Yards/Game	283.5
3/22	Sacks Allowed/Yards	3/20
680	Gross Yards	587
78/57	Attempts/Completions	65/42
73.1%	Completion Pct.	64.6%
1	Had Intercepted	1
8/46.1	Punts/Gross Avg.	4/54.8
31.0	Net Punting Avg.	47.3
13/90	Penalties/Yards	13/119
4/1	Fumbles/Lost	1/0
7	Touchdowns	7
1	By Rushing	3
6	By Passing	3
0	By Returns	1

DEFENSE

(based on 2018 regular-season statistics)

Chargers	Category	Rams
36	Total First Downs	25
12	By Rushing	8
20	By Passing	15
4	By Penalty	2
9/24	3rd Down: Made/Att.	8/23
37.5%	3rd Down Pct.	34.8%
0/0	4th Down: Made/Att.	1/1
0.0%	4th Down Pct.	100.0%
26:16	Possession Avg.	28:42
655	Total Net Yards	532
327.5	Avg. Yards/Game	266.0
115	Total Plays	107
5.7	Avg. Yards/Play	5.0
190	Net Yards Rushing	149
95.0	Avg. Yards/Game	74.5
49	Total Rushes	38
465	Net Yards Passing	383
232.5	Avg. Yards/Game	191.5
6/36	Sacks For/Yards	2/10
501	Gross Yards	393
60/33	Attempts/Completions	67/46
55.0%	Completion Pct.	68.7%
2	Interceptions	4
10/47.9	Punts/Gross Avg.	12/48.4
44.7	Net Punting Avg.	36.3
12/81	Penalties/Yards	20/202
2/0	Fumbles/Lost	0/0
7	Touchdowns Allowed	1
1	By Rushing	1
5	By Passing	0
1	By Returns	0



CAREER STATS VERSUS RAMS (NOTABLE PLAYERS)

KEENAN ALLEN

				Score																
Date	Wk	Opponent	GS	Pts	Opp	Diff	OT	Target	Rec	Yds	Avg	Lg	TD	1st	1st%	25+	YAC	Y/C	YAC/R	
11/23/2014	12	StL	W	WR	27	24	3		9	6	104	17.3	35	1	3	50.0	2	83	3.5	13.8
Record				Pts	Opp	Diff	OT	Target	Rec	Yds	Avg	Lg	TD	1st	1st%	25+	YAC	Y/C	YAC/R	
Totals				1-0 (1 GP)	27	24	3	-	9	6	104	17.3	35	1	3	50.0	2	83	3.5	13.8

TRAVIS BENJAMIN

Score																				
Date	Wk	Opponent	GS	Pts	Opp	Diff	OT	Target	Rec	Yds	Avg	Lg	TD	1st	1st%	25+	YAC	Y@C	YAC/R	
10/25/2015	7	@StL	L	WR	6	24	-18		8	4	47	11.8	21	0	1	25.0	0	11	9.0	2.8
Record				Pts	Opp	Diff	OT	Target	Rec	Yds	Avg	Lg	TD	1st	1st%	25+	YAC	Y@C	YAC/R	
Totals				0-1 (1 GP)					8	4	47	11.8	21	0	1	25.0	0	11	9.0	2.8

ANTONIO GATES

		Score																		
Date	Wk	Opponent	GS	Pts	Opp	Diff	OT	Target	Rec	Yds	Avg	Lg	TD	1st	1st%	25+	YAC	Y@C	YAC/R	
10/29/2006	8	StL	W	TE	38	24	14		8	5	66	13.2	27	0	4	80.0	1	31	7.0	6.2
10/17/2010	6	@StL	L	TE	17	20	-3		3	2	12	6.0	9	0	1	50.0	0	7	2.5	3.5
11/23/2014	12	StL	W	TE	27	24	3		2	2	14	7.0	10	0	0	0.0	6	4.0	3.0	
Record				Pts	Opp	Diff	OT	Target	Rec	Yds	Avg	Lg	TD	1st	1st%	25+	YAC	Y@C	YAC/R	
Totals				2-1 (3 GP)	82	68	14	-	13	9	92	10.2	27	0	5	55.6	1	44	5.3	4.9

PHILIP RIVERS

Date	Wk	Opponent	GS	Pts	Opp	Diff	OT	Att	Cmp	Pct	Yds	Y/A	TD	TD%	Int	Int%	Lg	Sk	Lst	Rate	1st	1st%	25+	YAC	
10/29/2006	8	StL	W	QB	38	24	14	23	15	65.2	206	8.96	1	4.3	0	0.0	27	1	3	108.2	11	47.8	3	71	
10/17/2010	6	@StL	L	QB	17	20	-3	37	22	59.5	249	6.73	1	2.7	1	2.7	29	7	41	77.4	15	40.5	3	133	
11/23/2014	12	StL	W	QB	27	24	3	35	29	82.9	291	8.31	1	2.9	1	2.9	35	3	9	96.9	15	42.9	3	213	
Record				Pts	Opp	Diff	OT <td>Att</td> <td>Cmp</td> <td>Pct</td> <td>Yds</td> <td>Y/A</td> <td>TD</td> <td>TD%</td> <td>Int</td> <td>Int%</td> <td>Lg</td> <td>Sk</td> <td>Lst</td> <td>Rate</td> <td>1st</td> <td>1st%</td> <td>25+</td> <td>YAC</td>	Att	Cmp	Pct	Yds	Y/A	TD	TD%	Int	Int%	Lg	Sk	Lst	Rate	1st	1st%	25+	YAC	
Totals				2-1 (3 GP)	82	68	14	-	95	66	69.5	746	7.85	3	3.2	2	2.1	35	11	53	94.5	41	43.2	9	417

CASEY HAYWARD

		Score																									
Date	Wk	Opponent	GS	Pts	Opp	Diff	OT	Tot	Tack	Asst	Sacks	Yds	Stuff	Yds	Int	Yds	TD	QBH	TFL	FF	FR	PD	StTck	StAst	MiscTk		
10/21/2012	7	@StL	W	RCB	30	20	10		3	3	0	0	0	0	0	1	0	0	0	0	0	1	0	0	0	0	
10/11/2015	5	StL	W	CB	24	10		2	2	0	0	0	0	0	0	0	0	0	0	0	0	0	0	0	0	0	
Record				Pts	Opp	Diff	OT	Tot	Tack	Asst	Sacks	Yds <td>Stuff<td>Yds<td>Int</td><td>Yds<td>TD<td>QBH</td><td>TFL<td>FF<td>FR<td>PD<td>StTck</td><td>StAst</td><td>MiscTk</td></td></td></td></td></td></td></td></td>	Stuff <td>Yds<td>Int</td><td>Yds<td>TD<td>QBH</td><td>TFL<td>FF<td>FR<td>PD<td>StTck</td><td>StAst</td><td>MiscTk</td></td></td></td></td></td></td></td>	Yds <td>Int</td> <td>Yds<td>TD<td>QBH</td><td>TFL<td>FF<td>FR<td>PD<td>StTck</td><td>StAst</td><td>MiscTk</td></td></td></td></td></td></td>	Int	Yds <td>TD<td>QBH</td><td>TFL<td>FF<td>FR<td>PD<td>StTck</td><td>StAst</td><td>MiscTk</td></td></td></td></td></td>	TD <td>QBH</td> <td>TFL<td>FF<td>FR<td>PD<td>StTck</td><td>StAst</td><td>MiscTk</td></td></td></td></td>	QBH	TFL <td>FF<td>FR<td>PD<td>StTck</td><td>StAst</td><td>MiscTk</td></td></td></td>	FF <td>FR<td>PD<td>StTck</td><td>StAst</td><td>MiscTk</td></td></td>	FR <td>PD<td>StTck</td><td>StAst</td><td>MiscTk</td></td>	PD <td>StTck</td> <td>StAst</td> <td>MiscTk</td>	StTck	StAst	MiscTk		
2-0 (2 GP)				54	30	24	-	5	5	0	0	0	0	0	0	1	0	0	0	0	0	0	1	0	0	0	

MELVIN INGRAM

			Score																							
Date	Wk	Opponent	GS	Pts	Opp	Diff	OT	Tot	Tack	Asst	Sacks	Yds	Stuff	Yds	Int	Yds	TD	QBH	TFL	FF	FR	PD	StTck	StAst		
11/23/2014	12	StL	W	LB	27	24	3	2	2	0	0	0	0	0	0	0	0	0	0	0	0	1	1	0	0	
Record				Pts	Opp	Diff	OT	Tot	Tack <td>Asst</td> <td>Sacks</td> <td>Yds</td> <td>Stuff</td> <td>Yds</td> <td>Int</td> <td>Yds</td> <td>TD</td> <td>QBH</td> <td>TFL</td> <td>FF</td> <td>FR</td> <td>PD</td> <td>StTck</td> <td>StAst</td>	Asst	Sacks	Yds	Stuff	Yds	Int	Yds	TD	QBH	TFL	FF	FR	PD	StTck	StAst		
Totals				1-0 (1 GP)	27	24	3	-	2	2	0	0	0	0	0	0	0	0	0	0	0	0	1	1	0	0

BRANDON MEBANE

		Score																									
Date	Wk	Opponent	GS	Pts	Opp	Diff	OT	Tot	Tack	Asst	Sacks	Yds	Stuff	Yds	Int	Yds	TD	QBH	TFL	FF	FR	PD	StTck	StAst	Int		
10/21/2007	7	StL	W	LDT	33	6	27		2	1	1	0	0	0	0	0	0	0	0	0	0	0	0	0	0	0	
11/25/2007	12	@StL	W	LDT	24	19	5		2	2	0	0	0	0	0	0	0	0	0	0	0	0	0	0	0	0	
09/21/2008	5	StL	W	LDT	37	13	24		1	1	0	0	0	1	1	0	0	0	0	1	0	0	0	0	0	0	
12/14/2008	15	@StL	W	LDT	23	20	3		3	3	0	0	0	0	0	0	0	0	0	0	0	0	0	0	0	0	
09/13/2009	1	StL	W	LDT	28	0	28		1	1	0	1	6	0	0	0	0	0	2	1	0	0	0	0	0	0	
11/29/2009	12	@StL	W	LDT	27	17	10		3	3	0	0	0	0	0	0	0	0	0	0	0	0	0	0	0	0	
10/03/2010	4	@StL	L	LDT	3	20	-17		1	0	1	0	0	0	0	0	0	0	0	0	0	0	1	0	0	0	
01/02/2011	17	StL	W	LDT	16	6	10		3	1	2	0	0	0	0	0	0	0	0	0	0	0	0	0	0	0	
11/20/2011	11	@StL	W	RDT	24	7	17		4	4	0	0	0	2	6	0	0	0	0	2	0	0	0	1	0	0	
12/12/2011	14	StL	W	RDT	30	13	17		6	2	4	0	0	1	3	0	0	0	0	0	1	0	0	0	0	0	
09/30/2012	4	@StL	L	RDT	13	19	-6		5	5	0	0	0	2	7	0	0	0	0	0	2	0	0	0	0	0	
12/30/2012	17	StL	W	RDT	20	13	7		3	2	1	0	0	0	0	0	0	0	0	0	0	0	0	0	0	0	
10/28/2013	8	@StL	W	RDT	14	9	5		4	4	0	0	0	0	0	0	0	0	0	0	0	0	0	1	0	0	
12/29/2013	17	StL	W	RDT	27	9	18		6	2	4	0	0	0	0	0	0	0	2	0	0	0	0	0	0	0	
10/19/2014	7	@StL	L	RDT	26	28	-2		4	3	1	0	0	1	2	0	0	0	0	0	1	0	0	0	0	0	
09/13/2015	1	@StL	L	RDT	31	34	-3	OT	1	1	0	0	0	0	0	0	0	0	0	1	0	0	0	0	0	0	
12/27/2015	16	StL	L	RDT	17	23	-6		4	4	0	0	0	0	0	0	0	0	0	0	0	0	0	0	0	0	
Record				Pts	Opp	Diff	OT	Tot	Tack	Asst	Sacks	Yds	Stuff	Yds	Int	Yds	TD	QBH	TFL	FF	FR	PD	StTck	StAst	Int		
Totals				12-5 (17 GP)	393	256	137	-	53	39	14	1	6	7	19	0	0	0	5	8*	0	0	3	0	0	0	0
*Incomplete Totals																											

* Incomplete Totals



TEAM NOTES



- Ranks fifth in total yards in the NFL in each of the past two seasons (11,734 and three seasons (17,683).
- Since 1990, posted a 13-15 record in the week following the team's bye.
- Allowed only 64 points in the second quarter last year, the fewest allowed by an NFL team in the second quarter in 2017.
- Allowed 272 points last year, the second-fewest points in the AFC in 2017 (trailing Jacksonville - 268).
- Posted a 16-18 record in Sunday Night Football games and a 22-23 record in Monday Night Football games.
- Will be appearing in the team's second-ever regular-season international game, the last at Wembley Stadium in 2008 against New Orleans.
- Last season, appeared in the team's first Thanksgiving game since 1969 (a 21-17 road win against the Houston Oilers).
- The Thanksgiving contest was the 17th-rated television broadcast in the United States in 2017, reaching a viewing audience of 26.3 million.
- *In the last nine games, the Chargers have amassed over 400 yards of offense in six of the contests and eclipsed the 500-yard mark twice. Over that span, the Chargers lead the NFL with 3,997 yards from scrimmage for a league-best 444.1 yards per contest.*
- *The Chargers have totaled 890 total yards in 2018, that is the fifth-best mark in team history in the first two games and the best since 1984.*

CHARGERS IN THE NFL TOP 100

This past offseason, the Chargers saw five players from 2017 make the NFL's Top 100 list as voted on by players. The five players are the most Chargers in a single rankings since they were introduced in 2011.

Below are the five L.A. Chargers recognized with their rankings:

Rank	Pos.	Player
37	DE	Joey Bosa
41	WR	Keenan Allen
56	QB	Philip Rivers
59	CB	Casey Hayward Jr.
76	DE	Melvin Ingram III

Since the introduction of the player's rankings in 2011, eight Chargers have been recognized. Below are the eight Chargers in order of the most selections to the least and their highest-ever ranking:

No.	Pos.	Player	Highest Rank (Year)
Seven times	QB	Philip Rivers	26th (2011)
Three times	TE	Antonio Gates	22nd (2011)
Two times	DE	Joey Bosa	37th (2018)
Two times	CB	Casey Hayward Jr.	59th (2018)
Two times	S	Eric Weddle	86th (2015)
One time	WR	Keenan Allen	41st (2018)
One time	DE	Melvin Ingram III	76th (2018)
One time	OLB	Shaun Phillips	97th (2011)

PLAYER NOTES



WR Keenan Allen

- Posted seven 100-yard receiving games last year, good for No. 2 in the NFL in 2017, trailing Antonio Brown (eight).
- With 102 catches last season, ranked No. 4 in the NFL and second in the AFC in 2017.
- Posted 11 catches at Dallas on Thanksgiving last year, tying for the third-most receptions ever in a Thanksgiving game.
- Named Comeback Player of the Year by The Associated Press, the third-ever Charger to win the award.
- *Leads the NFL since Week 11 of 2017 (11/19) with 972 yards receiving. His six touchdowns and 72 receptions are second over that span. Has eclipsed 100-yards receiving in six out of the last nine contests.*

WR Travis Benjamin

- Ranks No. 3 among active returners w/ 40-plus career punt returns with a career punt return average of 11.2 yards (trails Hill - 13.5; Edelman - 11.7).

DE Joey Bosa

- Ranked No. 7 in the NFL and second in the AFC last year with 12.5 sacks.
- With 23.0 sacks over his first two pro seasons, ranks fourth in the NFL in sacks over that span.

RB Melvin Gordon

- With at least 1,200 scrimmage yards and 10 total touchdowns this year, can become the third player in team annals to do so in three-consecutive seasons, joining HOF RB LaDainian Tomlinson (eight-straight seasons) and HOF WR Lance Alworth (four-consecutive seasons).
- Posted two 100-yard rushing games last year, tied for ninth in the NFL in 2017.
- With 72 points scored in 2017, ranked No. 4 in the NFL and No. 2 in the AFC last year among non-kickers.
- Posted 1,105 rushing yards last year, good for No. 7 in the NFL and No. 4 in the AFC in 2017.
- *Has posted over 100 scrimmage yards in six of his last eight contests and over 150 yards from scrimmage in two of those games. Since Week 13 (12/3/17), Gordon has totaled 842 yards (499 yds. rushing/343 yds. receiving).*
- *His three touchdowns against the Bills equaled a career high. Enters Week 3 ranked third in the NFL since the start of 2017 with 15 touchdowns.*
- *Was named the NFLPA Community MVP for Week 1 of the season for his work packing meals for 9/11 Day in Los Angeles.*

CB Casey Hayward

- Ranks tied for No. 21 with LB Karlos Dansby and CB Joe Haden among active players with 20 career interceptions.
- Tied with Marcus Peters for the league lead over the past two seasons with 11 interceptions.



DE Melvin Ingram III

- Ranked No. 6 in the AFC last year with 10.5 sacks.

P Drew Kaser

- Ranks No. 2 among active punters w/ 50-plus career punts with a gross average of 47.4 (trails Lechler - 47.6).
- Ranked third in the NFL (and AFC) in 2017 with a 48.1-yard gross average (trailing Kern - 49.7; Lechler - 49.0).

QB Philip Rivers

- Ranks T-No. 5 among active passers w/ 1,000-plus career pass attempts with a career passer rating of 95.1 (trails Rodgers - 103.9; Wilson - 98.5; Brady - 97.6; Brees - 97.0; Prescott - 95.1).
- Needs 447 passing yards to pass HOF QB John Elway (51,475) for eighth in career passing yards in NFL history.
- In the season-opener Rivers broke a tie with HOF QB Fran Tarkenton (342) for sole possession of No. 6 on the all-time touchdown list.
- With at least 4,000 passing yards this year, Rivers would join Peyton Manning (14) and Drew Brees (12) as the only players in NFL history with 10-plus seasons with at least 4,000 passing yards.
- Had two of the 10 best passing performances in the league last season: 27-of-33 passing (81.8 pct.) for 434 yards and three TDs at Dallas...28-of-37 passing (75.7 pct.) for 387 yards and three TDs vs. Oakland.
- Posted six 300-yard passing games last year, tied for the most in the NFL in 2017 with Brady and Winston.
- Over the past 11 seasons (2008-18), ranks second in passing yards (44,340), third in completions (3,650) and touchdowns (304) and fourth in attempts (5,620).
- Over the past three seasons, ranks third in completions (1,146), second in passing yards (13,693) and third in touchdown passes (90) in the NFL.
- Leads the NFL over the past two seasons with 61 touchdown passes.
- Has totaled a league-best 3,167 passing yards since Week 10 of 2017. Has thrown 21 TDs and only 5 INTs and sports a 106.8 rating over that span.**

WHAT THE CHARGERS RETURN

The Chargers bring back a roster that made a combined 256 starts for the Bolts last year. Eight of those players (S Jahleel Addae, DE Joey Bosa, RB Melvin Gordon III, CB Casey Hayward Jr., DE Melvin Ingram III, NT Brandon Mebane and QB Philip Rivers) started all 16 contests for the Chargers last season. Rivers' 16 starts last year increased his mark to 192-straight starts in the regular season, the NFL's longest active streak.

The Bolts return 1,492 yards and 10 touchdowns in production from the ground game from 2017, including 1,105 yards and eight scores from Gordon. The 1,492 yards represents 93.5 percent of the team's 2017 production.

Through the air, the Chargers return 85.5 percent of the team's 2017 production, bringing back 3,889 receiving yards. 1,393 of those yards rested in the hands of consensus Comeback Player of the Year Keenan Allen. Of 28 total touchdown catches from last year, the Bolts bring back 24 of those scores with six coming courtesy of No. 13.

The Chargers return 36 sacks of the squad's 43 from last year. Even more impressively, the Bolts return 12 of the team's 18 interceptions, including one returned by CB Desmond King for a 90-yard pick-six at Dallas on Thanksgiving.

**The totals listed above do not include the 2017 output of TE Hunter Henry and CB Jason Verrett.*

CHARGERS IN THE LAST 12 GAMES OF 2017

The Chargers finished the 2017 season in impressive fashion, winning nine of their last 12 games. The offense flourished over that span from Week 5 on. The Bolts ranked fourth in total offense, passing and first downs in the NFL. The Chargers outscored their opponents 283-179 over that span, threw for 3,444 yards and 22 TDs to only seven INTs and rushed for 1,325 yards and seven scores. Defensively, Los Angeles ranked third in points per game allowed with 14.9 over those weeks and paced the NFL with 17 interceptions.

DIAMONDS IN THE ROUGH

In 14 of the past 16 seasons, at least one undrafted rookie has made the initial 53-man roster after final roster reductions. Eight of those players appeared in all 16 regular-season contests, 12 made at least one start and nine started multiple times as a rookie. Entering Week 1, WR JJ Jones, RB Detrez Newsome and CB Brandon Facyson made the 2018 roster.



Season	Player	College	GP as Rookie
2018	CB Brandon Facyson	Virginia Tech	--
	WR JJ Jones	West Georgia	1
	RB Detrez Newsome	Western Carolina	1
2017	RB Austin Ekeler	Western State Colorado	16
	LB Nigel Harris	South Florida	5 (1 start)
	K Youngbwoe Koo	Georgia Southern	4
	LB James Onwualu	Notre Dame	9
2016	RB Kenneth Farrow	Houston	13 (2 starts)
	S Dexter McCoil	Tulsa	16 (2 starts)
	C/G Spencer Pulley	Vanderbilt	16
2015	LB Nick Dzubnar	Cal Poly - SLO	16
2014	CB Chris Davis	Auburn	12 (1 start)
	RB Brandon Oliver	Buffalo	14 (7 starts)
	DT Tenny Palepoi	Utah	16
2013	S Jahleel Addae	Central Michigan	16 (2 starts)
	DT Kwame Geathers	Georgia	7
2012	G Mike Harris	UCLA	15 (9 starts)
2011	LB Darryl Gamble	Georgia	5
2010	LB Brandon Lang	Troy	10
2009	S C.J. Spillman	Marshall	5 (1 start)
2008	RB Mike Tolbert	Coastal Carolina	13 (7 starts)
2007	No UDFAs made initial roster after final cuts		
2006	WR Greg Camarillo	Stanford	4
	CB Cletis Gordon	Jackson State	2
2005	LB Marques Harris	Southern Utah	11
2004	No UDFAs made initial roster after final cuts		
2003	G Phil Bogle	New Haven	15 (13 starts)
	DE Jacques Cesaire	Southern Connecticut State	4
	LB Stephen Cooper	Maine	16
	TE Antonio Gates	Kent State	15 (11 starts)
	WR Kassim Osgood	San Diego State	16 (2 starts)

THE ROOKIE IMPACT IN 2018

The Chargers drafted defensive players with their first four selections of the 2018 draft. Those picks are paying dividends already in just two weeks of the young season. First-round selection Derwin James has been used all over the field and his versatility has shown. The Florida State standout leads the team with 11 combined tackles, two sacks and three passes defended. Uchenna Nwosu has posted a sack while Kyzir White has totaled nine tackles, an interception and is tied with James with three passes defended. Justin Jones has worked his way onto the field to register four total tackles. (Press box totals were used)



2017 ACCOMPLISHED MILESTONES

Official Totals – Based on coaches' film review totals.

WR Keenan Allen (102 rec. for 1,393 yards and five TDs)

- 102 catches were most in a single season in Chargers history.
- 1,393 receiving yards were second-most in a season in team history.
- Became first player in NFL history to post three consecutive games with 10-plus receptions, 100-plus receiving yards and one-plus TD catches when he did so in Weeks 11-13.
- Joined Hall of Famer Don Hutson (1942) and Randy Moss (2009) as the only players in league history to post 1,000-plus receiving yards and an INT in the same season.
- Became the first player in NFL history to post 90-plus catches and an INT in the same season.
- Set single-season team records with 36 catches on third down with 30 of them moving the chains (both led the league).
- Moved from 36th to 23rd on the Chargers career touchdowns list, finishing the season with 23.
- Moved from 16th to 10th on the Chargers career receptions list, finishing the season with 323.
- Moved from 19th to 11th on the Chargers career receiving yards list, finishing the season with 4,010.
- Moved from 16th to 13th on the Chargers career receiving touchdowns list, finishing the season with 22.
- Moved from 34th to 21st on the Chargers career scrimmage yards list, finishing the season with 4,019.

WR Travis Benjamin (34 rec. for 567 yards and four TDs)

- In Oct. 22 home victory over Denver, became second player in Chargers history to record a punt return TD and a TD catch in the same game (Eric Metcalf vs. Denver, Nov. 30, 1997).

DE Joey Bosa (99 tackles, 12.5 sacks, four forced fumbles)

- Registered 8.5 sacks in the first eight weeks of the season, bringing his career total to 19.0 sacks through his first 20 career games, topping Aldon Smith (18.5) for the most through a player's first 20 career games since the sack became an official statistic in 1982.
- Moved to 12th on the Chargers career sacks list, finishing the season with 23.0.

RB Austin Ekeler (47 att. for 260 yards and two TDs)

- In Nov. 12 road loss to Jacksonville, posted two TD catches of 20-plus yards, becoming the first running back to do so in a single game since Jamaal Charles (Dec. 15, 2013).
- With three TD catches, tied Don Woods (1974) and James Brooks (1981) for most TD catches in a season in team history by a rookie running back. Is the only one that was not drafted.

RB Melvin Gordon (284 att. for 1,105 yards and eight TDs)

- Posted his first 1,000-yard rushing season and the 20th in team annals.
- In a Oct. 29 road loss to New England, tied Paul Lowe with an 87-yard TD run for the longest run in Chargers history.
- Became third player in team history to post consecutive seasons with 1,200-plus yards from scrimmage and 10-plus total TDs, doing so from 2016-17 to join Hall of Fame WR Lance Alworth (1963-66) and Hall of Fame RB LaDainian Tomlinson (2001-08).
- Moved from 49th to 20th on the Chargers career touchdowns list, finishing the season with 24.
- Moved from 16th to seventh on the Chargers career rushing attempts list, finishing the season with 722.
- Moved from 17th to eighth on the Chargers career rushing yards list, finishing the season with 2,743.
- Moved from 24th to ninth on the Chargers career rushing touchdowns list, finishing the season with 18.
- Moved from 42nd to 22nd on the Chargers career scrimmage yards list, finishing the season with 3,830.

TE Hunter Henry (45 rec. for 579 yards and four TDs)

- Moved into a tie with WR Tyrell Williams at No. 24 on the Chargers career receiving touchdowns list, finishing the season with 12.

CB Casey Hayward (40 tackles, four INTs, 24 passes defended)

- Intercepted the 20th pass of his career, which ranks tied fourth in the NFL with Brent Grimes since he entered the league in 2012, trailing Richard Sherman (28), Reggie Nelson (23) and Glover Quin (21).

DE Melvin Ingram (76 tackles, 10.5 sacks, two fumble recoveries)

- Had 7.5 sacks in the first five weeks of the season, the most in team history through five games.
- Moved to ninth on the Chargers career sacks list, finishing the season with 23.0.

P Drew Kaser (74 punts for 3,588 yards – 48.1 avg. and 41.3 net)

- Eclipsed 100 career punts, making him eligible for the Chargers all-time record book, where he sits with the best career gross punting in Chargers history (47.3 yards-per-punt).

CB Desmond King (71 tackles, 4.0 sacks, one INT)

- With 4.0 sacks, had the most sacks in a season in team history by a rookie defensive back.

NT Brandon Mebane (57 tackles, two tackles for loss)

- Played in and started the 150th games of his career.

T Russell Okung (15 games played and 15 games started)

- Played in and started the 100th game of his career.

QB Philip Rivers (4,515 yds and 28 TDs with 10 INTs, 96.0 rating)

- Has started 192 consecutive regular-season games, the longest active streak in the league.
- Reached 100 career regular-season wins and finished the year with 106, good for No. 13 in NFL history.
- Moved to seventh on the all-time completions list, finishing the year with 4,171 in his career.
- Increased his career total to 50,348 regular-season passing yards, finishing the year at No. 9 on the all-time passing yards list.
- Finished the season tied with Hall of Fame QB Fran Tarkenton at No. 6 all time with 342 career passing TDs.
- Increased career totals to 52 games with three-plus TD passes and 57 games with 300-plus passing yards.
- With 4,515 yards, had his ninth 4,000-yard season, becoming the fourth player in NFL history to do so, joining Peyton Manning (14), Drew Brees (12) and Tom Brady (nine).
- Posted his 10th straight season with 3,500-plus passing yards, joining Peyton Manning and Drew Brees (13 seasons each) as the only players in NFL history to do so.
- Paired with TE Antonio Gates, moved into sole possession of the most TDs between a quarterback-tight end combination in league history.
- Paired with Gates, moved into sole possession of the second-most TDs between any quarterback-receiver combination in NFL history with 87, trailing only Peyton Manning and Marvin Harrison (112 TDs).
- Became second player to ever throw for 400-plus yards at Dallas on Thanksgiving (Kirk Cousins, 2016).

WR Tyrell Williams (43 rec. for 728 yards and four TDs)

- Moved to 28th on the Chargers career receiving yards list, finishing the season with 1,877.
- Moved into a tie with TE Hunter Henry at No. 24 on the Chargers career receiving touchdowns list, finishing the season with 12.



Official Totals – Based on coaches' film review totals.

OFFENSE/SPECIALISTS

WR Keenan Allen

Needs just two receptions to extend his team-record multi-catch streak to 55 games (Allen has had multiple receptions in all but one game in his career, his second career game played). It is the fourth-longest active multi-catch streak.

Needs 100-plus receiving yards to post the 20th 100-yard game of his career to tie WR Wes Chandler for the sixth-most in team annals.

WR Travis Benjamin

Needs at least two touchdown receptions and a punt return touchdown to record the fourth season of his career with multiple touchdown catches and a punt return touchdown. His three such seasons ties with Pittsburgh WR Antonio Brown and Kansas City WR Tyreek Hill for the most since Benjamin entered the NFL in 2012.

RB Austin Ekeler

Needs a touchdown run to become the first undrafted running back in Chargers history to post at least one rushing touchdown and one receiving touchdown in each of his first two seasons.

Needs one touchdown catch to become the first undrafted running back in team annals to register five receiving touchdowns through his first two seasons. It would make him the first undrafted NFL running back to do so since Dan Reeves caught nine touchdown passes from 1965-66.

TE Antonio Gates

Needs 96 receiving yards to reach 11,620 for his career and pass WR Calvin Johnson for 29th in NFL history.

RB Melvin Gordon III

Needs 23 rushing yards to pass RB Don Woods (2,858) for the seventh-most career rushing yards in team annals.

Needs one rushing touchdowns to become the eighth player in Chargers history to reach 20 career rushing scores and tie RB Mike Tolbert (20) for No. 7 in Chargers history.

Needs two rushing scores to record 21 for his career and move into sole possession of No. 6 on the team's all-time rushing touchdowns list.

Needs 11 receiving yards to reach 1,238 for his career to pass Chuck Muncie (1,237) for sole possession of No. 8 in career receiving yards among running backs in team history.

QB Philip Rivers

Needs one more start to extend his longest active starting streak to 195-consecutive regular-season games.

Needs one win to tie to reach 108 career regular-season victories for sole possession of 12th on the all-time list.

Needs 448 passing yards to reach 51,476 for his career to pass Hall of Fame QB John Elway for No. 8 in NFL history.

K Caleb Sturgis

Needs 14 points to reach 500 for his career.

WR Tyrell Williams

Needs 67 receiving yards to reach 2,000 for his career and become the 26th player in history to do so in a Chargers uniform.

Needs a touchdown catch to reach 14 for his career, breaking a tie with Danny Woodhead for sole possession of No. 4 in team history by an undrafted player.

TEAM/ DEFENSE

LOS ANGELES CHARGERS

Need 100-plus rushing yards to post the third-straight game of the year with at least 100 rushing yards. It would be the 10th time in team history that the Bolts did so. It would also extend the team's current streak to four games dating back to last season.

S Jahleel Addae

Needs one tackle to reach 300 for his career and nine solo stops to reach 250 for his career.

DE Joey Bosa

Needs just six more solo tackles to reach 100 for his career.

Needs just 1.5 more sacks to reach 24.5 career sacks to pass Washington LB Ryan Kerrigan (24.0) for the third-most sacks in the NFL since Bosa entered the league in 2016.

Needs just 1.5 more sacks to post the seventh multi-sack game of his career, tying Jacksonville DE Calais Campbell and Arizona DE Chandler Jones for the most multi-sack games in the NFL since Bosa entered the league in 2016.

LB Kyle Emanuel

Needs just a half-sack to become the second-ever NFL player from North Dakota State to post at least a half-sack in each of his first four seasons (Phil Hansen, 1991-94).

With just one interception and one sack, can register his third season with at least one interception and at least one sack, tying S Eric Weddle for the most seasons in Chargers history with one-plus sacks and one-plus interceptions in a player's first four seasons.

CB Casey Hayward Jr.

Needs one interception to tie Detroit S Glover Quin for the third-most interceptions (21) since Hayward Jr., entered the league in 2012. It would also tie him with L.A. Rams CB Marcus Peters for the most since Hayward Jr., joined the Chargers in 2016.

DE Melvin Ingram III

Needs 3.5 sacks to reach 40.0 for his career and become the seventh player in team history to reach that mark.

Needs just 1.5 more sacks to post the sixth multi-sack game of his career, tying L.A. Chargers DE Joey Bosa and New England DE Trey Flowers for the third-most multi-sack games in the NFL since 2016.

S Derwin James

Needs two sacks to reach four for the year to tie CB Desmond King II (2017) for the most single-season sacks by a rookie defensive back in team history. The four sacks would tie King (L.A. Chargers, 2017), DB Bill Bates (Dallas, 1983) and Mike Hilton (Pittsburgh, 2017) for the most single-season sacks by a rookie defensive back in NFL history*.

CB Desmond King II

Needs 2.0 sacks to reach 6.0 for his career and tie David Greenwood, Alex Molden, Kerry Rhodes and Gibril Wilson for the second-most sacks by a defensive back in his first two seasons in NFL history*.

LB Kyzir White

Needs two interceptions to reach three for the season to tie Rommie Loud (1960) and Paul Maguire (1960) for the third-most interceptions by a rookie linebacker in Chargers history.



2017 HONOR ROLL

IN SEASON HONORS



AFC DEFENSIVE PLAYER OF THE MONTH

MELVIN INGRAM - September

CASEY HAYWARD - November



AFC OFFENSIVE PLAYER OF THE WEEK

MELVIN GORDON - Week 5

PHILIP RIVERS - Week 12

PHILIP RIVERS - Week 17



AFC SPECIAL TEAMS PLAYER OF THE WEEK

TRAVIS BENJAMIN - Week 7

FED EX AIR PLAYER OF THE WEEK

PHILIP RIVERS - Week 12

PHILIP RIVERS - Week 17

POSTSEASON HONORS



COMEBACK PLAYER OF THE YEAR

KEENAN ALLEN

ASSOCIATED PRESS

SPORTING NEWS

PFWA



AP - SECOND TEAM

CASEY HAYWARD

ASSOCIATED PRESS - Second Team



PFWA - ALL-ROOKIE

DAN FEENEY

PFWA - All-Rookie Team

PRO FOOTBALL JOURNAL - All-Rookie Team



CHARGERS IN THE TOP-10 IN 2017

TEAM RANKINGS

OFFENSE

CATEGORY	RANK	STAT
Total Yards per Game:	4	376.6
Yards per Play:	4	5.91
Net Passing Yards per Game:	1	276.9
Net Passing Yards per Attempt:	2	7.37
Passing, Percent Intercepted:	8	1.89%
Sacks per Pass Play:	1	3.09%
First Downs per Game:	5	21.1
Punt Return Average:	9	9.3
Gross Punting Average:	3	48.1
Net Punting Average:	9	41.3



DEFENSE

CATEGORY	RANK	STAT
Net Passing Yards per Game:	3	197.3
Net Passing Yards per Attempt:	3	5.57
Passing, Percent Intercepted:	4	3.44%
Sacks per Pass Play:	5	8.21%
First Downs per Game:	6t	17.6
Fourth Down Efficiency:	5	30.00%
Points Per Game:	3	17.0
Points per Game Differential:	9	5.2
Net Yards per Game Differential:	6	48.3
Turnover Differential:	3	+12
Redzone Defense:	1	36.1%



PLAYER RANKINGS

PHILIP RIVERS

CATEGORY	RANK	STAT
Attempts:	2	575
Completions:	4t	360
Yards:	2	4,515
Yards/Pass Attempt:	7	7.85
Touchdowns:	5t	28
Percent Intercepted:	9	4.9%
Rating Points:	9	96.0

KEENAN ALLEN

CATEGORY	RANK	STAT
Receptions:	4	102
Yards:	3	1,393
Third Down Receptions:	1	36
Third Down Receiving Yards:	1	552
First Downs:	7	74
Scrimmage Yards:	10	1,402

MELVIN GORDON

CATEGORY	RANK	STAT
Scoring:	4t	72
Yards:	7	1,105
First Downs:	3	80
Scrimmage Yards:	5	1,581

DREW KASER

CATEGORY	RANK	STAT
Punting Average:	3	48.1
Net Punting Average:	9	41.3

TRAVIS BENJAMIN

CATEGORY	RANK	STAT
Punt Return Average:	8	9.5

JOEY BOSA

CATEGORY	RANK	STAT
Sacks:	7	12.5

MELVIN INGRAM

CATEGORY	RANK	STAT
Defensive Fumble Recoveries:	7t	2

CASEY HAYWARD

CATEGORY	RANK	STAT
Defensive Fumble Recoveries:	7t	2



WINNING AT HOME



The Chargers finished with five home wins on the season, the most for the organization since 2014. The five wins came in the last five games of the home slate, marking the longest regular season winning streak at home since 2009.

NINE WINS IN THE LAST 12



After a 0-4 start to 2017, the Chargers rattled off nine wins in the last 12 games to finish the year 9-7. The nine wins over a 12-game span was the best mark since the Chargers won the last 11 games of the 2009 season.

CHARGERS LEAD NFL IN PASSING



The Chargers led the NFL in passing in 2017 with 4,431 net passing yards for 276.9 yards-per-game. **Philip Rivers** completed the season ranked second in the league with 4,515 total passing yards. The last time the Chargers led the NFL in passing was in 1985 when the team led by Hall of Famer **Dan Fouts** totaled 4,870 net passing yards.

KEEPING RIVERS CLEAN



The Chargers offensive line kept **Philip Rivers** upright to throw for the second-most yards in the league in 2017, enabling the signal-caller to be selected to his seventh Pro Bowl. The offensive line led the league in least amount of sacks allowed with 18. The Chargers haven't led the league in the least amount of sacks allowed since in the AFL in 1968. 2017 is the first time the Bolts have allowed 18 or fewer sacks in a 16-game season.

A DIFFERENT DEFENSE



The Chargers orchestrated a huge turnaround on the defensive side of the ball as the Bolts ranked third in the league, allowing 17 points per game. The 17 points-per-game was the best mark by the team since 1992. The 9.4 points per game improvement from the previous season is the second-best turnaround in team history. The Chargers ranked third in the NFL against the pass, were the best in the red zone, posted a plus-12 turnover margin to also rank third and were fifth in sacks.

CUTTING DOWN ON TURNOVERS



An emphasis was made to reduce turnovers in 2017, and the Chargers improved dramatically from 2016. The Bolts turned the ball over just 15 times this season to rank tied for fourth in the NFL after a season in which they were dead last with 35 turnovers. That is the best mark for the Chargers since the 15 turnovers in 2006 when they led the league. **Melvin Gordon** did not lose a fumble in 2017 and only fumbled one time, in Week 17, while **Philip Rivers** threw his fewest interceptions since 2009.



RECORD BREAKER



Keenan Allen had a record-breaking season for the Chargers in 2017. The 2013 third-round selection broke the Chargers' single-season receptions record, finishing fourth in the NFL with 102 catches. His 1,393 receiving yards was the second-most in a season in team history. He had seven 100-yard receiving games, including four straight at one point, and finished the year with six touchdowns. Allen became the first player in NFL history to post three consecutive games with 10-plus receptions, 100-plus receiving yards and a touchdown catch when he accomplished the feat in Weeks 11-13.

FOUR CHARGERS SELECTED TO PRO BOWL



Four Los Angeles Chargers were selected to the 2018 Pro Bowl that was played in Orlando, Fla. The four selections were the most for the Chargers since 2012. The Chargers that were voted to represent the AFC were **Joey Bosa**, who was slated to start at defensive end, quarterback **Philip Rivers**, wide receiver **Keenan Allen** and cornerback **Casey Hayward**. **Bosa** and **Allen** each earned their first Pro Bowl nods while the selections mark **Rivers'** seventh and **Hayward's** second. Overall, the team's four players named to the Pro Bowl were tied for the second most in the AFC behind the Pittsburgh Steelers. Additionally, four more Chargers were named Pro Bowl alternates: defensive end **Melvin Ingram** (first), running back **Melvin Gordon** (second), offensive tackle **Russell Okung** (second) and defensive tackle **Corey Liuget** (fifth). The four Chargers that ended up playing in the annual all-star event was Allen, Hayward, Ingram and Okung.

GORDON ECLIPSES 1,000 YARDS



Chargers running back **Melvin Gordon** eclipsed the 1,000 yard mark for the first time in his career when he totaled 1,105 yards on the ground in 2017. He became the first Bolts rusher to post a 1,000-yard season since **Ryan Mathews** in 2013. Gordon's 1,105 rushing yards rank 17th in the Chargers single-season annals. His 1,581 yards from scrimmage was the 10th-best mark by a Charger in a season and the most since **LaDainian Tomlinson** in 2007.

BOSA CONTINUES TO GET TO THE QB



Joey Bosa completed his second year in the NFL. In his 28 career games, he has compiled 23 sacks. His 12.5 sacks in 2017 were the most by a Bolt since **Shawne Merriman** posted 12.5 in 2007. Bosa became the fastest player to record 19 sacks as he accomplished the feat in his first 20 career games. In addition to Bosa's 12.5 sacks, **Melvin Ingram** equaled his career-high with 10.5 sacks. The 23 combined sacks were the most by a Chargers duo in the same season since 2006.

CHARGERS NO FLY ZONE



The Chargers did not allow a 100-yard receiver until the final week of the season. The Bolts only allowed one passer to throw over 300 yards (Tom Brady/Week 8). Five opponents were held under 200 yards passing while the team ranked third in the league against the pass. The Chargers ranked sixth in the NFL with 18 interceptions. **Casey Hayward** owned the No. 1 coverage grade by Pro Football Focus en route to his second straight Pro Bowl selection.



Philip Rivers is the Chargers' franchise record-holder and he ranks ninth all-time for career passing yards with 50,772.

NFL ALL-TIME PASSING YARDS

1.	Peyton Manning.....	71,940
2.	Brett Favre.....	71,838
3.	Drew Brees.....	71,127
4.	Tom Brady.....	66,670
5.	Dan Marino.....	61,361
6.	Eli Manning.....	52,185
7.	Ben Roethlisberger.....	51,825
8.	John Elway.....	51,475
9.	Philip Rivers.....	51,028
10.	Warren Moon.....	49,325

• **Rivers** also owns the highest career completion (4,228) and attempts (6,570) totals in franchise history.

• **Rivers** finished the 2017 season with 4,515 passing yards, the sixth-most in a season in franchise history. Rivers now holds eight of the Top 10 single-season passing yardage marks in franchise history.

SINGLE-SEASON PASSING YARDS

1.	Dan Fouts, 1981.....	4,802
2.	Philip Rivers, 2015.....	4,792
3.	Dan Fouts, 1980.....	4,715
4.	Philip Rivers, 2010.....	4,710
5.	Philip Rivers, 2011.....	4,624
6.	Philip Rivers, 2017.....	4,515
7.	Philip Rivers, 2013.....	4,478
8.	Philip Rivers, 2016.....	4,386
9.	Philip Rivers, 2014.....	4,286
10.	Philip Rivers, 2009.....	4,254

• **Rivers** increased his career tally of 4,000-yard seasons to nine in 2017, a total that is tied for third in NFL history.

MOST NFL 4,000-YARD SEASONS (PASSING)

1.	Peyton Manning.....	14
2.	Drew Brees.....	12
3.	Tom Brady.....	9
	Philip Rivers.....	9

• **Rivers** also has posted his 12th-consecutive 3,000-yard season, which ties **Ben Roethlisberger** for fourth in NFL history.

MOST CONSECUTIVE 3,000-YARD SEASONS (PASSING)

1.	Brett Favre (1992-09).....	18
2.	Drew Brees (2004-17).....	14
3.	Peyton Manning (1998-10).....	13
	Eli Manning (2005-17).....	13
5.	Philip Rivers (2006-17).....	12
	Ben Roethlisberger (2006-17).....	12

• **Rivers** became the third quarterback in NFL history to pass for at least 3,500 yards in 10 consecutive seasons.

• **Rivers** threw 28 touchdown passes in 2017, for a 10th-straight 25-plus TD season. It is the third-longest streak in NFL history.

MOST CONSECUTIVE 25-TOUCHDOWN SEASONS (PASSING)

1.	Peyton Manning (1998-2010).....	13
2.	Drew Brees (2006-16).....	11
3.	Philip Rivers (2008-17).....	10



• **Rivers'** 33 touchdown passes in the 2016 season gave him five-career 30-TD seasons, sixth in NFL history.

MOST NFL 30-TOUCHDOWN SEASONS (PASSING)

1.	Drew Brees, Brett Favre, Peyton Manning.....	9
4.	Tom Brady.....	7
5.	Aaron Rodgers.....	6
6.	Philip Rivers.....	5

• **Rivers** attempted 575 passes in 2017, sixth in franchise history for a season, and completed 360 (T-fifth). He now owns eight of the 10 highest pass completion and pass attempt seasons in franchise history.

CHARGERS SINGLE-SEASON PASS COMPLETIONS

1.	Philip Rivers, 2015.....	437
2.	Philip Rivers, 2014.....	379
3.	Philip Rivers, 2013.....	378
4.	Philip Rivers, 2011.....	366
5.	Dan Fouts, 1981.....	360
	Philip Rivers, 2017.....	360
7.	Philip Rivers, 2010.....	357
8.	Philip Rivers, 2016.....	349
9.	Dan Fouts, 1980.....	348
10.	Philip Rivers, 2012.....	338



CHARGERS SINGLE-SEASON PASS ATTEMPTS

1.	Philip Rivers, 2015	661
2.	Dan Fouts, 1981	609
3.	Dan Fouts, 1980	589
4.	Philip Rivers, 2011	582
5.	Philip Rivers, 2016	578
6.	Philip Rivers, 2017	575
7.	Philip Rivers, 2014	570
8.	Philip Rivers, 2013	544
9.	Philip Rivers, 2010	541
10.	Dan Fouts, 1979	530

- **Rivers** is the franchise's all-time leader for touchdown passes (348) and he ranks sixth on the NFL's all-time touchdowns list.

MOST NFL TOUCHDOWN PASSES (CAREER)

1.	Peyton Manning	539
2.	Brett Favre	508
3.	Drew Brees	493
	Tom Brady	493
5.	Dan Marino	420
6.	Philip Rivers	348
7.	Fran Tarkenton	342
8.	Eli Manning	340

- **Rivers** finished 2017 with 28 touchdown passes, tied for ninth in a season in franchise history. He now owns eight of the Top 10 touchdown passing seasons in franchise history.

CHARGERS SINGLE-SEASON TOUCHDOWN PASSES

1.	Philip Rivers, 2008	34
2.	Philip Rivers, 2016	33
	Dan Fouts, 1981	33
4.	Philip Rivers, 2013	32
5.	Philip Rivers, 2014	31
6.	Philip Rivers, 2010	30
	Dan Fouts, 1980	30
8.	Philip Rivers, 2015	29
9.	Philip Rivers, 2009	28
	Philip Rivers, 2017	28

- On Sept. 17, 2017, against Miami, **Rivers** recorded the 52nd 300-yard passing game of his career to break a tie with **Dan Fouts** for the franchise record.

CHARGERS CAREER 300-YARD PASSING GAMES

1.	Philip Rivers	58
2.	Dan Fouts	51

- **Rivers** is the Chargers' all-time leader with 10 career 400-yard passing games and he ranks tied for fifth in NFL annals.

NFL CAREER 400-YARD PASSING GAMES

1.	Drew Brees	16
2.	Peyton Manning	14
3.	Dan Marino	13
4.	Ben Roethlisberger	11
5.	Tom Brady	10
	Philip Rivers	10

MOST WINS AS AN ACTIVE STARTER

	Player	Team	No.
1.	Tom Brady	N.E.	197
2.	Drew Brees	S.D./N.O.	143
3.	Ben Roethlisberger	Pit.	135
4.	Eli Manning	NYG	110
5.	Philip Rivers	S.D./LAC	107

RIVERS DOES IT AGAIN

On Oct. 15, 2017 at Oakland, Philip Rivers led the Chargers to a 17-16 come-from-behind victory. The Chargers trailed the Raiders 16-14 early in the final four minutes. The win marked the 24th fourth quarter come-from-behind victory of Rivers' illustrious career. Below is a look at all 24 of Rivers' fourth quarter come-from-behind wins.

Date	Opp.	Deficit	Final Score
10/15/17	at Oakland	14-16	Won, 17-16
10/8/17	at New York Giants	17-22	Won, 27-22
10/23/16	at Atlanta*	20-27	Won, 33-30
09/13/15	Detroit	20-21	Won, 33-28
12/20/14	at San Francisco*	21-35	Won, 38-35
11/30/14	at Baltimore	13-23	Won, 34-33
10/12/14	at Oakland	21-28	Won, 31-28
12/29/13	Kansas City*	14-24	Won, 27-24
11/24/13	at Kansas City	24-28	Won, 41-38
09/29/13	Dallas	20-21	Won, 30-21
09/15/13	at Philadelphia	27-23	Won, 33-30
09/11/11	Minnesota	17-14	Won, 24-17
11/07/10	at Houston	21-23	Won, 29-23
11/08/09	at N.Y. Giants	20-14	Won, 21-20
09/14/09	at Oakland	20-17	Won, 24-20
01/03/09	Indianapolis^*	17-14	Won, 23-17
12/21/08	at Tampa Bay	24-20	Won, 41-24
12/14/08	at Kansas City	21-10	Won, 22-21
09/28/08	at Oakland	15-3	Won, 28-18
12/09/07	at Tennessee*	17-3	Won, 23-17
12/24/06	at Seattle	14-13	Won, 20-17
11/26/06	vs. Oakland	14-7	Won, 21-14
11/19/06	at Denver	27-21	Won, 35-27
11/12/06	at Cincinnati	38-28	Won, 49-41

^AFC Wild Card Playoffs

*Overtime game

MORE ON PHILIP RIVERS

- Rivers has started a franchise-record 194 consecutive regular-season games. It's the NFL's longest active streak.
- Rivers has posted a 107-87 (.552) regular-season record. He became the fifth active quarterback to reach 100 regular-season wins after the victory against the Broncos on Oct. 22, 2017. Including postseason, Rivers' 111 wins overall also ranks No. 5 among active quarterbacks.
- Rivers has posted a passer rating of 120 or higher 44 times during his career. The Chargers are 39-5 (.886) in those games. He has also posted a rating of 130.0 or higher 25 times and the Chargers are 25-0 in those games.
- Rivers is 40-33 (.519) as a starter in regular-season AFC West games. In 73 division games as a starter, he's completed 1,498 of 2,393 (62.6 pct.) for 18,143 yards with 117 touchdowns and 71 interceptions for a 89.8 passer rating.
- Rivers is one of the NFL's top late-season quarterbacks. Since taking over as the Bolts' starting quarterback in 2006, he has guided the Chargers to a record of 39-19 (.672) in regular-season games played in December and January.
- Rivers is not only great in December and January, but in the second half of the season overall. Throughout his career, Rivers is 65-40 (.619) as a starter in games played after Nov. 1.
- Rivers is a nine-time AFC Offensive Player of the Week. His nine AFC POW awards rank second in team history to LaDainian Tomlinson's 10.
- Rivers is a 13-time FedEx Air NFL Player of the Week during his career.
- Since 2012, Rivers has posted the fourth most offensive plays (6,552) in the NFL.



REGULAR-SEASON RANKINGS

		All-Time	Active Players
Completions	4,228	7	4
Yards	51,028	9	5
Percentage	64.4	9	5
Touchdowns	348	6	3
QB Rating	95.1	8	5

POSTSEASON RANKINGS

		All-Time	Active Players
Completions	164	27	9
Yards	2,165	27	9
Percentage	60.3	24	9
Touchdowns	11	33t	10
QB Rating	85.2	21	11

COMBINED (REGULAR AND POSTSEASON) RANKINGS

		All-Time	Active Players
Completions	4,369	9	5
Yards	53,193	9	5
Percentage	64.2	7	4
TDs	359	7	4
QB Rating	94.7	8	4

At the Week 8 matchup against the Patriots, **Philip Rivers** surpassed 50,000 passing yards in his career during regular and postseason play. He surpassed 50,000 yards in regular season play against the Raiders in Week 17 of 2017.

Regular Season, All-Time:

Most Consecutive Games Played

194	Philip Rivers, 2004-18
179	David Binn, 1994-10
178	Russ Washington, 1968-80

Rivers Earns His 100th Win

Philip Rivers earned his 100th career regular season win when the Chargers downed the Denver Broncos, 21-0, on Oct. 22, 2017. Here is a list of quarterbacks that have won 100 or more regular season games.

Name	Wins
Tom Brady	197
Brett Favre	186
Peyton Manning	186
John Elway	148
Dan Marino	147
Drew Brees	143
Ben Roethlisberger	135
Fran Tarkenton	124
Johnny Unitas	118
Joe Montana	117
Eli Manning	110
Terry Bradshaw	107
Philip Rivers	107
Warren Moon	102
Jim Kelly	101

TOUCHDOWNS THROWN TO BY RIVERS

Antonio Gates	87
Vincent Jackson	37
Malcom Floyd	34
Keenan Allen	22
Eddie Royal	16
Danny Woodhead	13
Tyrell Williams	13
Hunter Henry	12
Darren Sproles	11
Chris Chambers	10
Dontrelle Inman	8
Travis Benjamin	8
Melvin Gordon	8
Danario Alexander	7
Ladarius Green	7
LaDainian Tomlinson	7
Brandon Manumaleuna	5
Mike Tolbert	5
Austin Ekeler	4
Seyi Ajirotutu	3
Vincent Brown	3
Jacob Hester	3
Stevie Johnson	3
Legedu Naanee	3
Dante Rosario	3
Patrick Crayton	2
Buster Davis	2
Randy McMichael	2
Robert Meachem	2
John Phillips	2
Jackie Battle	1
Ryan Mathews	1
Lorenzo Neal	1
Brandon Oliver	1
Kelley Washington	1
Kris Wilson	1
Mike Williams	1
Total	348





• **Antonio Gates** surpassed Tony Gonzalez's mark for the most touchdown catches in NFL history by a tight end when he snagged his 112th during the Chargers' 2017 home opener against Miami. Gates moved into sixth all-time in touchdown catches among all players. Gates is the Chargers' all-time leader in receptions (929), receiving yards (11,524) and touchdown catches (114). All-time among tight ends, Gates, ranks third in catches and yards. Gates' 114 touchdown catches since he came into the NFL in 2003 are the most in the NFL over that span (2003-present).

NFL ALL-TIME RECEIVING TOUCHDOWNS (TIGHT ENDS)

1. **Antonio Gates**..... 114
2. Tony Gonzalez..... 111

NFL ALL-TIME RECEPTIONS (TIGHT ENDS)

1. Tony Gonzalez..... 1,325
2. Jason Witten 1,152
3. **Antonio Gates**..... 929

NFL ALL-TIME RECEIVING YARDS (TIGHT ENDS)

1. Tony Gonzalez..... 15,127
2. Jason Witten 12,448
3. **Antonio Gates**..... 11,524

NFL ALL-TIME RECEIVING TOUCHDOWNS (ALL PLAYERS)

1. Jerry Rice..... 197
2. Randy Moss 156
3. Terrell Owens..... 153
4. Cris Carter..... 130
5. Marvin Harrison..... 128
6. **Antonio Gates**..... 114
7. Tony Gonzalez..... 111

• **Philip Rivers** and **Gates** have connected on 87 touchdowns during their careers, most in NFL history for a quarterback-tight end tandem. Gates has actually caught 89 touchdown passes since Rivers became the team's starting quarterback in 2006, but two of the touchdown passes were thrown by **LaDainian Tomlinson** on halfback-option plays (Nov. 26, 2006 vs. Oakland and Sept. 9, 2007 vs. Chicago).

ALL-TIME TOUCHDOWNS BY QB-TE DUO

1. **Philip Rivers to Antonio Gates** 87
2. Tom Brady to Rob Gronkowski 76
3. Drew Brees to Jimmy Graham 51

• **Rivers** and **Gates**' 87 touchdowns are also the second-most all-time between a quarterback and receiver. The only combinations that are better are **Peyton Manning** and **Marvin Harrison** (112). Rivers and Gates passed **Steve Young** and **Jerry Rice** at the Chiefs on Dec. 16, 2017.

ALL-TIME TOUCHDOWNS BY QB-RECEIVER DUO

1. Peyton Manning to Marvin Harrison 112
2. **Philip Rivers to Antonio Gates** 87
3. Steve Young to Jerry Rice 85

• **Gates** has 21-career multi-touchdown games, most by a tight end in NFL history.

MOST MULTI-TOUCHDOWN GAMES (TIGHT ENDS)

1. **Antonio Gates**..... 21
2. Tony Gonzalez..... 18
3. Rob Gronkowski 17

• **Gates** caught his first touchdown pass of the 2017 season in Week 2 vs. Miami. When he did, he surpassed **Andre Johnson** and **Anquan Boldin** for the longest active season streak with at least one touchdown (15 seasons). It's the second-longest streak among tight ends all time. **Tony Gonzalez** (17 seasons) holds the all-time record.

GATES PASSES 900 CATCHES

• **Antonio Gates** added six catches in the win at the Jets on Dec. 24. That moved him into the top-20 all-time, passing Torry Holt (920).

NFL CAREER RECEPTION LEADERS

19. Art Monk..... 940
20. **Antonio Gates**..... 929
21. Torry Holt..... 920
22. Wes Welker 903



Chargers TE **Antonio Gates** ranks No. 1 all-time among tight ends with 114 career touchdown receptions. Gates' 114 touchdowns rank No. 1 among active players and No. 6 all-time. The Chargers are 52-38 when Gates finds the endzone.

ANTONIO GATES TOUCHDOWNS

Date	Opponent	W/L	Quarter	Time	Length	Passer
Nov. 9, 2003	vs. Minnesota	W	2	0:25	4	Doug Flutie
Nov. 30, 2003	vs. Kansas City	L	4	0:00	18	Doug Flutie
Oct. 3, 2004	vs. Tennessee	W	2	5:16	11	Drew Brees
Oct. 10, 2004	vs. Jacksonville	W	1	10:14	1	Drew Brees
			2	9:23	11	Drew Brees
Oct. 31, 2004	vs. Oakland	W	3	12:05	5	Drew Brees
			3	3:08	1	Drew Brees
Nov. 7, 2004	vs. New Orleans	W	1	9:50	12	Drew Brees
			3	3:15	7	Drew Brees
			3	2:04	2	Drew Brees
Nov. 21, 2004	at Oakland	W	1	9:05	11	Drew Brees
Nov. 28, 2004	at Kansas City	W	4	10:13	18	Drew Brees
			4	6:22	11	Drew Brees
Dec. 19, 2004	at Cleveland	W	2	2:11	72	Drew Brees
Dec. 26, 2004	at Indianapolis	L	3	9:24	4	Drew Brees
Sept. 25, 2005	vs. New York Giants	W	3	2:59	14	Drew Brees
Oct. 10, 2005	vs. Pittsburgh	L	2	0:34	11	Drew Brees
Oct. 23, 2005	at Philadelphia	L	4	13:48	8	Drew Brees
Oct. 30, 2005	vs. Kansas City	W	1	4:30	19	Drew Brees
			2	0:27	20	Drew Brees
			4	9:10	35	Drew Brees
Nov. 20, 2005	vs. Buffalo	W	1	0:32	27	Drew Brees
Dec. 4, 2005	vs. Oakland	W	2	11:14	6	Drew Brees
Dec. 11, 2005	vs. Miami	L	4	0:15	8	Drew Brees
Dec. 24, 2005	at Kansas City	L	1	4:06	18	Drew Brees
Sept. 11, 2006	at Oakland	W	4	9:56	4	Philip Rivers
Oct. 8, 2006	vs. Pittsburgh	W	3	5:21	22	Philip Rivers
Oct. 15, 2006	at San Francisco	W	1	12:00	57	Philip Rivers
Oct. 22, 2006	at Kansas City	L	3	9:29	1	Philip Rivers
Nov. 26, 2006	vs. Oakland	W	4	9:46	19	LaDainian Tomlinson
Dec. 3, 2006	at Buffalo	W	2	0:24	11	Philip Rivers
Dec. 10, 2006	vs. Denver	W	1	4:40	12	Philip Rivers
			2	0:23	7	Philip Rivers
Dec. 31, 2006	vs. Arizona	W	2	10:25	33	Philip Rivers
Sept. 9, 2007	vs. Chicago	W	3	0:45	17	LaDainian Tomlinson
Sept. 16, 2007	at New England	L	4	14:48	12	Philip Rivers
Oct. 7, 2007	at Denver	W	3	9:20	9	Philip Rivers
Oct. 28, 2007	vs. Houston	W	1	5:49	49	Philip Rivers
			2	12:00	31	Philip Rivers
Nov. 18, 2007	at Jacksonville	L	4	5:06	24	Philip Rivers
Nov. 25, 2007	vs. Baltimore	W	2	7:16	35	Philip Rivers
			3	11:30	25	Philip Rivers
Dec. 9, 2007	at Tennessee	W	4	0:09	2	Philip Rivers
Sept. 7, 2008	vs. Carolina	L	4	6:45	24	Philip Rivers
Sept. 22, 2008	vs. New York Jets	W	2	3:17	6	Philip Rivers
Sept. 28, 2008	at Oakland	W	4	14:12	9	Philip Rivers
Oct. 12, 2008	vs. New England	W	3	7:07	1	Philip Rivers
Oct. 26, 2008	at New Orleans	L	2	1:08	12	Philip Rivers
Nov. 9, 2008	vs. Kansas City	W	4	6:55	8	Philip Rivers
Dec. 21, 2008	at Tampa Bay	W	2	13:26	15	Philip Rivers
			4	14:53	5	Philip Rivers
Oct. 4, 2009	at Pittsburgh	L	3	1:33	3	Philip Rivers
			4	5:48	5	Philip Rivers
Nov. 29, 2009	vs. Kansas City	W	1	4:13	19	Philip Rivers
			2	2:52	15	Philip Rivers
Dec. 13, 2009	at Dallas	W	4	10:56	14	Philip Rivers
Dec. 20, 2009	vs. Cincinnati	W	1	10:06	3	Philip Rivers
Dec. 25, 2009	at Tennessee	W	2	8:46	36	Philip Rivers
Jan. 3, 2010	vs. Washington	W	1	6:36	12	Philip Rivers
Sept. 13, 2010	at Kansas City	L	1	1:52	3	Philip Rivers
Sept. 19, 2010	vs. Jacksonville	W	2	11:32	9	Philip Rivers
			2	0:10	4	Philip Rivers
Sept. 26, 2010	at Seattle	L	4	6:39	12	Philip Rivers
Oct. 3, 2010	vs. Arizona	W	1	4:45	33	Philip Rivers
			2	3:30	26	Philip Rivers
Oct. 10, 2010	at Oakland	L	2	10:07	19	Philip Rivers
Oct. 24, 2010	vs. New England	L	4	7:21	4	Philip Rivers
Oct. 31, 2010	vs. Tennessee	W	3	4:20	48	Philip Rivers
Dec. 5, 2010	vs. Oakland	L	4	9:59	4	Philip Rivers
Oct. 23, 2011	at New York Jets	L	2	12:11	2	Philip Rivers
Nov. 6, 2011	vs. Green Bay	L	3	1:58	11	Philip Rivers
Nov. 20, 2011	at Chicago	L	2	2:04	8	Philip Rivers
Nov. 27, 2011	vs. Denver	L	2	7:58	6	Philip Rivers
Dec. 11, 2011	vs. Buffalo	W	1	7:52	9	Philip Rivers
			3	4:11	2	Philip Rivers
Jan. 1, 2012	at Oakland	W	1	1:02	38	Philip Rivers
Oct. 15, 2012	vs. Denver	L	1	8:16	15	Philip Rivers
			2	0:24	11	Philip Rivers
Nov. 1, 2012	vs. Kansas City	W	1	10:24	14	Philip Rivers
Nov. 11, 2012	at Tampa Bay	L	1	4:19	13	Philip Rivers
Dec. 16, 2012	vs. Carolina	L	4	14:02	9	Philip Rivers
Dec. 23, 2012	at New York Jets	W	3	1:34	34	Philip Rivers
Dec. 30, 2012	vs. Oakland	W	2	2:48	11	Philip Rivers
Sept. 22, 2013	at Tennessee	L	1	9:34	7	Philip Rivers
Sept. 29, 2013	vs. Dallas	W	4	6:54	56	Philip Rivers
Nov. 17, 2013	at Miami	L	1	0:18	5	Philip Rivers
Dec. 29, 2013	vs. Kansas City	W	2	14:56	4	Philip Rivers
Sept. 14, 2014	vs. Seattle	W	2	12:05	8	Philip Rivers
			2	1:04	8	Philip Rivers
			3	3:01	21	Philip Rivers

Date	Opponent	W/L	Quarter	Time	Length	Passer
Oct. 5, 2014	vs. New York Jets	W	1	7:31	8	Philip Rivers
			2	10:15	12	Philip Rivers
Oct. 12, 2014	at Oakland	W	3	2:52	1	Philip Rivers
Oct. 19, 2014	vs. Kansas City	L	2	0:14	27	Philip Rivers
Oct. 23, 2014	at Denver	L	3	2:39	4	Philip Rivers
			4	9:31	10	Philip Rivers
Dec. 14, 2014	vs. Denver	L	4	10:13	5	Philip Rivers
Dec. 20, 2014	at San Francisco	W	3	5:49	1	Philip Rivers
			4	5:15	21	Philip Rivers
Oct. 12, 2015	vs. Pittsburgh	L	1	9:50	12	Philip Rivers
			4	8:02	11	Philip Rivers
Nov. 29, 2015	at Jacksonville	W	2	1:50	9	Philip Rivers
			2	0:45	12	Philip Rivers
Jan. 3, 2015	at Denver	L	3	8:18	13	Philip Rivers
Sept. 18, 2016	vs. Jacksonville	W	2	9:54	2	Philip Rivers
Oct. 9, 2016	at Oakland	L	4	6:21	4	Philip Rivers
Oct. 30, 2016	at Denver	L	1	7:24	7	Philip Rivers
Nov. 6, 2016	vs. Tennessee	W	1	10:02	13	Philip Rivers
Nov. 13, 2016	vs. Miami	L	2	7:37	11	Philip Rivers
Dec. 24, 2016	at Cleveland	L	1	10:49	1	Philip Rivers
Jan. 1, 2017	vs. Kansas City	L	2	14:49	2	Philip Rivers
Sept. 17, 2017	vs. Miami	L	3	8:18	7	Philip Rivers
Dec. 16, 2017	at Kansas City	L	3	9:20	10	Philip Rivers
Dec. 24, 2017	at New York Jets	W	2	8:55	3	Philip Rivers

ANTONIO GATES TDS BY PASSER

Philip Rivers	87
Drew Brees	23
Doug Flutie	2
LaDainian Tomlinson	2

Gates became the **22nd player** in NFL history to haul in 900 passes. His 927 receptions rank No. 20 all-time and No. 3 among tight ends. Gates has posted 10-plus receptions in four games, one of 11 tight ends in NFL history with at least four 10-catch games.

10 CATCH GAMES

Date	Wk	Opponent	Result	Rec	Yds	Avg	Lg	TD
10/30/2005	8	KC	W	10	145	14.5	35t	3
12/11/2005	14	Mia	L	13	123	9.5	25	1
9/23/2007	3	@GB	L	11	113	10.3	26	0
9/29/2013	4	Dal	W	10	136	13.6	56t	1

With **11,524 receiving yards** in his career, Gates ranks **30th all-time** and No. 3 among tight ends. Gates has posted 100-plus receiving yards in 21 games throughout his career, one of just seven tight ends in league annals with 20-plus games of at least 100 yards receiving. His 21 games rank tied for fifth with former Cowboys TE Jason Witten and former Eagles TE Pete Retzlaff.

100-YARD RECEIVING GAMES

Date	Wk	Opponent	Result	Rec	Yds	Avg	Lg	TD
12/14/2003	15	GB	L	5	117	23.4	48	0
9/12/2004	1	@Hou	W	8	123	15.4	29	0
11/21/2004	11	@Oak	W	8	101	12.6	28	1
10/2/2005	4	@NE	W	6	108	18	38	0
10/30/2005	8	KC	W	10	145	14.5	35t	3
11/6/2005	9	@NYJ	W	8	132	16.5	29	0
12/11/2005	14	Mia	L	13	123	9.5	25	1
12/10/2006	14	Den	W	7	104	14.9	26	2
9/9/2007	1	Chi	W	9	107	11.9	19	1
9/23/2007	3	@GB	L	11	113	10.3	26	0
10/7/2007	5	@Den	W	7	113	16.1	34	1
11/25/2007	12	Bal	W	6	105	17.5	35t	2
10/4/2009	4	@Pit	L	9	124	13.8	30t	2
11/29/2009	12	KC	W	7	118	16.9	22	2
12/6/2009	13	@Cle	W	8	167	20.9	56	0
9/26/2010	3	@Sea	L	7	109	15.6	28	1
10/3/2010	4	Ari	W	7	144	20.6	33t	2
10/31/2010	8	Ten	W	5	123	24.6	48t	1
1/1/2012	17	@Oak	W	5	106	21.2	38t	1
9/15/2013	2	@Phi	W	8	124	15.5	24	0
9/29/2013	4	Dal	W	10	136	13.6	56t	1





HEAD COACH ANTHONY LYNN

On Jan. 13, 2017, the Los Angeles Chargers named Anthony Lynn the 16th head coach in franchise history and the first African-American head coach in team annals. Lynn joined the Chargers after spending the 2015-16 seasons as the assistant head coach and running backs coach for the Buffalo Bills.

In his first season at the helm in Los Angeles Lynn rallied the team after an 0-4 start to win nine of the final 12 games, including six of the last seven contests. The Chargers finished 9-7 and just missed out on a playoff berth due to a tiebreaker. The nine wins over the 12-game span was the best mark since the team won the last 11 games of the 2009 season. The five-straight home wins were also the best run on home turf since that 2009 season.

Lynn put his imprint on the team in year one. The Bolts turned the ball over just 15 times in 2017 to rank tied for fourth in the NFL after a season in which they were dead last with 35 turnovers. The offensive line led the league in the least amount of sacks allowed with 18. The Chargers haven't led the league in the least amount of sacks allowed since in the AFL in 1968.

A native of Celina, Texas, some 40 miles north of Dallas, Lynn was an All-Southwest Conference running back as a collegian at Texas Tech, where he rushed for 1,911 yards and 17 touchdowns on 481 carries. That helped him earn a ticket to the NFL where he signed with the New York Giants as an undrafted free agent in 1992. After being released by the Giants, Lynn signed with Denver in 1993 and appeared in 13 games for the Broncos. In 1994, he suffered a broken leg and spent the year on injured reserve. Lynn moved on to the Bay Area in 1995, spending two seasons with the San Francisco 49ers (1995-96) before concluding his career in Denver (1997-99) where he won back-to-back Super Bowl championships (XXXII and XXXIII) with the Broncos. Lynn hung up his cleats after the '99 season, having played in 83 career games.

Lynn jumped right into the coaching ranks in 2000, spending three seasons (2000-02) with the Broncos as an offensive assistant and assistant to special teams. In 2003, he landed his first full-time position gig as the running backs coach for the Jacksonville Jaguars (2003-04). That was followed by similar positions with the Dallas Cowboys (2005-06), Cleveland Browns (2007-08), New York Jets (2009-14) and Bills (2015-16). Lynn carried the additional title of assistant head coach in New York in 2014 and with the Bills for his two seasons there.

Lynn spent the last two seasons (2015-16) with the Bills, including the final 14 games of the 2016 season as their offensive coordinator and the final game of the year as their interim head coach. The Bills led the NFL in both of Lynn's seasons in both rushing yards (2,630 in 2016 and 2,432 in 2015) and rushing touchdowns (29 in 2016 and 19, tie in 2015). The Bills also led the League in average yards per carry (5.3 in 2016 and 4.8, tie in 2015) in each of his two seasons in Upstate New

York. More impressively, at his last two coaching stops (New York and Buffalo), his teams combined to rush for 18,218 yards during that span (2009-16), the most combined yards in the NFL over that time period. In Week 16 of the 2016, Lynn led the offense to a franchise-record 589 total yards.

The fact that Lynn is coaching today is a miracle in and of itself. Back in 2005, early in Lynn's first season with the Cowboys, he was hit by a drunk driver while crossing a street. The impact was so violent that it's a miracle he survived. The accident happened as Lynn was leaving a restaurant following dinner with several Cowboys coaches. The impact threw him an estimated 40-50 feet and he landed on top of a parked Volkswagen. The force of the impact totaled the car. Pittsburgh Steelers Offensive Coordinator Todd Haley was with Lynn at the time. He narrowly avoided being hit himself and was the first to render aid to Lynn. The damage tally was extensive – two collapsed lungs, three broken ribs, major facial and shoulder damage that required four surgeries and temporary paralysis – yet despite it all, Lynn walked out of the hospital in less than two weeks.

Lynn was raised in Texas by a single mom, Betty Jackson, a former all-state basketball player who had coaching aspirations herself. Lynn's maternal grandfather, Tommy Lynn, a farmer and former baseball catcher, helped raise Anthony. Mother and grandfather helped instill a tireless work ethic in Lynn at an early age. By 13, he was working 40-60 hour weeks doing construction in the summertime. He worked his way up the construction ladder and had become a foreman by the time he was in high school. One of his responsibilities was driving his crew to job sites for a company that built shopping malls and custom homes. It spurned an interest in interior design and Lynn initially studied interior fashion design in college.

Lynn has since reconnected with his father, Donald Wilson, a Los Angeles native who once tried out for the Dodgers as a left-handed pitcher. Wilson now resides in Corona.

Lynn is married to Stacey Bell Lynn. He has two children, son, D'Anton, and daughter, Danielle. Stacey is a news anchor at WNBC in New York City. D'Anton played football collegiately at Penn State and professionally with the New York Jets and the Canadian Football League's Hamilton Tiger-Cats and currently is the assistant defensive backs coach for the Houston Texans. Danielle studied at the University of Oklahoma and is currently in graduate school at the University of North Texas.

In the spring of 2018, Lynn completed his college degree after leaving school for the NFL 26 years ago. Despite being in his first year as a head coach, Lynn received his degree in interdisciplinary studies from UNLV.

Anthony Lynn's Coaching Experience

2000-02 – Offensive Asst./Asst. to Spec. Tms., Broncos
2003-04 – Running Backs, Jacksonville Jaguars
2005-06 – Running Backs, Dallas Cowboys
2007-08 – Running Backs, Cleveland Browns

Anthony Lynn's Coaching Experience

2009-13 – Running Backs, New York Jets
2014 – Running Backs/Asst. Head Coach, New York Jets
2015-16 – Running Backs/Asst. Head Coach, Buffalo Bills
2016 – Running Backs/Asst. Head Coach/OC/Interim HC, Buffalo Bills
2017-18 – Head Coach, Los Angeles Chargers





GENERAL MANAGER TOM TELESKO

With a keen eye for acquiring talented players, Tom Telesco serves his sixth season as General Manager of the Chargers in 2018.

Telesco was hired by the Chargers in January 2013. Forty years old at the time of his hiring, he became the youngest general manager in team history. Telesco immediately helped the Chargers return to the playoffs in 2013 with a roster that featured 25 players who joined the team prior to or during the season.

His first draft featured 2013 Pepsi Next NFL Rookie of the Year Keenan Allen. In 2017, Allen went on to break the Chargers' single-season receptions record and posted the second most receiving yards in team history en route to being named the NFL Comeback Player of the Year and earning his first Pro Bowl nod.

Over his five years with the organization, Telesco has drafted three pro bowlers in the first round in Jason Verrett, Melvin Gordon and Joey Bosa.

Telesco also has a proven track record with undrafted free agents. His finds have been highlighted by deep-threat and 1,000-yard receiver Tyrell Williams out of Western Oregon, special teams stalwart Nick Dzubnar from Cal Poly-San Luis Obispo, running back Austin Ekeler out of Western State and Central Michigan safety Jahleel Addae.

On top of his draft choices, Telesco has brought in some of the top free agent talents in the NFL. Casey Hayward has blossomed into one of the top corners in the league, making back-to-back Pro Bowls in 2016-17 while offensive tackle Russell Okung made the Pro Bowl in his first season with the team in 2017. His signings also include defensive tackle Brandon Mebane, wide receiver/punt returner Travis Benjamin and his latest being three-time Pro Bowl center Mike Pouncey in 2018.

A native of Buffalo, N.Y., Telesco prepped at St. Francis High School in Athol Springs, N.Y. Days prior to Super Bowl XLVIII in January 2014, which was co-hosted by New York and New Jersey, Telesco was recognized for his accomplishments on the floor of the New York State Senate by Senator Timothy Kennedy.

After graduating from St. Francis, Telesco played wide receiver at John Carroll University in Ohio. He was a starter on the Blue Streaks' 1994 Ohio Athletic Conference Championship team, and two of his teammates at John Carroll were Chris and Brian Polian, sons of Bill Polian, a 2015 inductee into the Pro Football Hall of Fame.

While attending John Carroll, Telesco spent four summers (1991-94) as a training camp intern with the Buffalo Bills. At that time, the elder Polian was the Bills' general manager. Polian left Buffalo for Carolina in 1994 and after Telesco graduated from John Carroll with a degree in business management in 1995, Polian hired him to work in the Panthers' scouting department. In 1998, Telesco and Polian moved on to Indianapolis, where Telesco would spend his next 15 NFL seasons as a college scout, pro scout, director of pro scouting, director of player personnel and vice president of football operations. He worked in Indianapolis during Peyton Manning's entire career with the Colts and later part of the team that brought Andrew Luck to the Colts with the first pick of the 2012 NFL Draft. Telesco also was involved in Colts drafts that featured four-time Pro Bowl running back Edgerrin James, five-time Pro Bowl wide receiver Reggie Wayne, Dwight Freeney, a seven-time Pro Bowler as a Colt and two-time Pro Bowl selection and Defensive Player of the Year Bob Sanders.

Telesco's tenure in Indianapolis was one of the most successful eras in Colts history. They played in two Super Bowls, including a victory over Chicago in Super Bowl XLI. From 1998-2012, the Colts won 154 regular-season games, eight division titles and they appeared in the playoffs 12 times. Indianapolis set an NFL record with 12 or more wins in seven consecutive seasons and they won an NFL-record 23 straight regular-season games during the 2008-09 seasons. Their 115 regular-season wins from 2000-09 set an NFL record for wins in a decade.

In 2015 and this year in 2018, Telesco was invited to be a speaker at the NFL's Career Development Symposium in Arizona. The program, attended by nearly 70 coaches and front office executives, was designed to engage aspiring head coach and general manager candidates. Telesco was one of only two active general managers invited to address participants at the symposium. He is also the co-chairman of the NFL General Manager Advisory Committee.

Telesco and his wife, Larah, have a daughter, Elena, and two sons, Thomas and Nicholas.

Tom Telesco's Experience

1995-96 – Scouting Assistant, Carolina Panthers
1997 – Area Scout, Carolina Panthers
1998-00 – Area Scout, Indianapolis Colts
2001-03 – Pro Scout, Indianapolis Colts

Tom Telesco's Experience

2004-05 – Director of Pro Scouting, Indianapolis Colts
2006-11 – Director of Player Personnel, Indianapolis Colts
2012 – V.P. of Football Operations, Indianapolis Colts
2013-18 – General Manager, Los Angeles Chargers



2018 NUMERICAL ROSTER

ACTIVE ROSTER

No. Name	Pos.	Ht.	Wt.	Age	Exp.	College	Hometown	How Acq.	2018 GP/GS/DNP/INA
3 Geno Smith	QB	6-3	221	27	6	West Virginia	Lakemont, Ga.	UFA (NYG)-'18	1/0/1/0
6 Caleb Sturgis	K	5-9	192	29	6	Florida	St. Augustine, Fla.	UFA (Phi)-'18	2/0/0/0
8 Drew Kaser	P	6-2	206	25	3	Texas A&M	Stow, Ohio	D6-'16	2/0/0/0
11 Jeremy Davis	WR	6-3	211	26	4	Connecticut	Lawrenceville, Ga.	FA-'16	1/0/0/1
12 Travis Benjamin	WR/PR	5-10	175	28	7	Miami	Belle Glade, Fla.	UFA (Cle)-'16	1/0/0/1
13 Keenan Allen	WR	6-2	211	26	6	California	Greensboro, N.C.	D3-'13	2/2/0/0
16 Tyrell Williams	WR	6-4	205	26	4	Western Oregon	Salem, Ore.	FA-'15	2/2/0/0
17 Philip Rivers	QB	6-5	228	36	15	North Carolina State	Decatur, Ala.	T (NYG)-'04	2/2/0/0
20 Desmond King II	CB	5-10	200	23	2	Iowa	Detroit, Mich.	D5-'17	2/1/0/0
23 Rayshawn Jenkins	S	6-2	220	24	2	Miami	St. Petersburg, Fla.	D4-'17	2/0/0/0
24 Trevor Williams	CB	5-11	191	25	3	Penn State	Baltimore, Md.	FA-'16	2/2/0/0
26 Casey Hayward Jr.	CB	5-11	192	29	7	Vanderbilt	Perry, Ga.	UFA (GB)-'16	2/2/0/0
28 Melvin Gordon III	RB	6-1	215	25	4	Wisconsin	Kenosha, Wis.	D1-'15	2/2/0/0
30 Austin Ekeler	RB	5-10	200	23	2	Western State, Colo.	Eaton, Colo.	FA-'17	2/0/0/0
31 Adrian Phillips	S	5-11	210	26	4	Texas	Garland, Texas	FA-'14	2/0/0/0
33 Derwin James	S	6-2	215	22	R	Florida State	Haines City, Fla.	D1-'18	2/2/0/0
34 Derek Watt	FB	6-2	234	25	3	Wisconsin	Pewaukee, Wis.	D6-'16	2/0/0/0
36 Brandon Facyson	CB	6-2	197	24	R	Virginia Tech	Newnan, Ga.	FA-'18	1/0/0/1
37 Jahleel Addae	S	5-10	195	28	6	Central Michigan	Valrico, Fla.	FA-'13	2/2/0/0
38 Detrez Newsome	RB	5-10	210	24	R	Western Carolina	Raeford, N.C.	FA-'18	2/0/0/0
42 Uchenna Nwosu	LB	6-2	251	21	R	Southern California	Carson, Calif.	D2-'18	2/0/0/0
43 Michael Davis	CB	6-2	195	23	2	Brigham Young	Glendale, Calif.	FA-'17	2/0/0/0
44 Kyzir White	LB	6-2	218	22	R	West Virginia	Macungie, Pa.	D4-'18	2/2/0/0
46 Christopher Landrum	DE	6-2	245	26	3	Jacksonville State, Ala.	Sweet Water, Ala.	FA-'16	2/0/0/0
47 Mike Windt	LS	6-1	237	32	9	Cincinnati	Cincinnati, Ohio	FA-'10	2/0/0/0
48 Nick Dzubnar	LB	6-1	240	27	4	Cal Poly-San Luis Obispo	Mission Viejo, Calif.	FA-'15	2/0/0/0
51 Kyle Emanuel	LB	6-3	250	27	4	North Dakota State	Schuyler, Neb.	D5-'15	2/1/0/0
52 Denzel Perryman	LB	5-11	240	25	4	Miami	Coral Gables, Fla.	D2-'15	2/2/0/0
53 Mike Pouncey	C	6-5	298	29	8	Florida	Ardmore, Okla.	FA-'18	2/2/0/0
54 Melvin Ingram III	DE	6-2	247	29	7	South Carolina	Rockingham, N.C.	D1-'12	2/2/0/0
56 Emmanuel Ellerbee	LB	6-1	235	21	R	Rice	Houston, Texas	W (Atl)-'18	0/0/0/2
57 Jatavis Brown	LB	5-11	221	24	3	Akron	Belle Glade, Fla.	D5-'16	2/0/0/0
61 Scott Quessenberry	C/G	6-4	310	23	R	UCLA	La Costa, Calif.	D5-'18	1/0/0/1
64 Cole Toner	C/G	6-5	310	24	2	Harvard	Greenwood, Ind.	FA-'17	1/0/0/1
66 Dan Feeney	G	6-4	310	24	2	Indiana	Orland Park, Ill.	D3-'17	2/2/0/0
68 Trent Scott	T	6-5	320	24	R	Grambling State	Huntsville, Ala.	FA-'18	0/0/0/1
69 Sam Tevi	T	6-5	315	23	2	Utah	Eules, Texas	D6-'17	2/1/0/0
71 Damion Square	NT	6-2	293	29	6	Alabama	Houston, Texas	W (KC)-'14	2/0/0/0
72 Joe Barksdale	T	6-5	326	29	8	Louisiana State	Detroit, Mich.	FA-'15	1/1/0/1
75 Michael Schofield III	G	6-6	301	27	5	Michigan	Orland Park, Ill.	W (Den)-'17	2/2/0/0
76 Russell Okung	T	6-5	310	29	9	Oklahoma State	Fort Bend, Texas	UFA (Den)-'17	2/2/0/0
77 Forrest Lamp	G	6-4	310	24	2	Western Kentucky	Venice, Fla.	D2-'17	0/0/0/2
80 Sean Culkin	TE	6-5	255	25	2	Missouri	Indian Rocks Beach, Fla.	FA-'17	2/1/0/0
81 Mike Williams	WR	6-4	220	23	2	Clemson	Santee, S.C.	D1-'17	2/1/0/0
85 Antonio Gates	TE	6-4	255	38	16	Kent State	Detroit, Mich.	FA-'03	2/0/0/0
88 Virgil Green	TE	6-5	255	30	8	Nevada	Tulare, Calif.	UFA (Den)-'18	2/2/0/0
89 JJ Jones	WR	5-10	173	25	R	West Georgia	Macon, Miss.	FA-'18	2/0/0/0
90 T.Y. McGill	DT	6-0	299	25	4	North Carolina State	Jesup, Ga.	W (KC)-'18	0/0/0/2
91 Justin Jones	DL	6-3	309	22	R	N.C. State	Austell, Ga.	D3-'18	2/0/0/0
92 Brandon Mebane	NT	6-1	311	33	12	California	Los Angeles, Calif.	UFA (Sea)-'16	2/2/0/0
93 Darius Philon	DL	6-1	300	24	4	Arkansas	Mobile, Ala.	D6-'15	2/2/0/0
98 Isaac Rochell	DE	6-4	280	23	1	Notre Dame	McDonough, Ga.	D7-'17	2/2/0/0
99 Joey Bosa	DE	6-5	280	23	3	Ohio State	Ft. Lauderdale, Fla.	D1-'16	0/0/0/2

PRACTICE SQUAD

No. Name	Pos.	Ht.	Wt.	Age	Exp.	College	Hometown	How Acq.	2018 GP/GS/DNP/INA
7 Cardale Jones	QB	6-5	250	25	3	Ohio State	Cleveland, Ohio	T (Buf)-'17	0/0/0/0
15 Andre Patton	WR	6-2	200	24	1	Rutgers	Wilmington, Del.	FA-'17	0/0/0/0
32 Justin Jackson	RB	6-0	199	22	R	Northwestern	Carol Stream, Fla.	D7-'18	0/0/0/0
45 A.J. Hendy	S	6-0	206	25	1	Maryland	Bowie, Md.	FA-'17	0/0/0/0
59 D'Juan Hines	LB	6-1	230	24	R	Houston	Spring, Texas	FA-'18	0/0/0/0
70 Steven Richardson	DL	6-0	292	22	R	Minnesota	Chicago, Ill.	FA-'18	0/0/0/0
74 Spencer Drango	G	6-6	315	25	3	Baylor	Cedar Park, Texas	FA-'18	0/0/0/0
83 Thomas Duarte	TE	6-2	241	23	2	UCLA	Fullerton, Calif.	FA-'18	0/0/0/0
84 Dylan Cantrell	WR	6-3	226	24	R	Texas Tech	Whitehouse, Texas	D6-'18	0/0/0/0
96 Patrick Afriyie	DE	6-2	240	22	R	Colgate	Sandy Hook, Conn.	FA-'18	0/0/0/0

RESERVE/INJURED

No. Name	Pos.	Ht.	Wt.	Age	Exp.	College	Hometown	How Acq.	2018 GP/GS/DNP/INA
10 Artavis Scott	WR	5-11	195	23	1	Clemson	Tarpon Springs, Fla.	FA-'17	0/0/0/0
22 Jason Verrett	CB	5-10	188	27	5	Texas Christian	Fairfield, Calif.	D1-'14	0/0/0/0
27 Jaylen Watkins	DB	5-11	194	26	4	Florida	Fort Myers, Fla.	UFA (Phi)-'18	0/0/0/0
29 Craig Mager	CB	5-11	200	26	3	Texas State	Luling, Texas	D3-'15	1/0/0/0
87 Austin Roberts	TE	6-2	230	22	R	UCLA	Hollywood, Fla.	FA-'18	0/0/0/0

RESERVE/PHYSICALLY UNABLE TO PERFORM

No. Name	Pos.	Ht.	Wt.	Age	Exp.	College	Hometown	How Acq.	2018 GP/GS/DNP/INA
86 Hunter Henry	TE	6-5	250	23	3	Arkansas	Little Rock, Ark.	D2-'16	0/0/0/0

RESERVE/SUSPENDED BY COMMISSIONER

No. Name	Pos.	Ht.	Wt.	Age	Exp.	College	Hometown	How Acq.	2018 GP/GS/DNP/INA
94 Corey Liuget	DT	6-2	300	28	8	Illinois	Miami, Fla.	D1-'11	0/0/0/0



2018 ALPHABETICAL ROSTER

ACTIVE ROSTER

No.	Name	Pos.	Ht.	Wt.	Birthdate	Exp.	College	Hometown	How Acq.
37	Addae, Jahleel	S	5-10	195	1/24/90	6	Central Michigan	Valrico, Fla.	FA-'13
13	Allen, Keenan	WR	6-2	211	4/27/92	6	California	Greensboro, N.C.	D3-'13
72	Barksdale, Joe	T	6-5	326	1/4/89	8	Louisiana State	Detroit, Mich.	FA-'15
12	Benjamin, Travis	WR/PR	5-10	175	12/29/89	7	Miami	Belle Glade, Fla.	UFA (Cle)-'16
99	Bosa, Joey	DE	6-5	280	7/11/95	3	Ohio State	Ft. Lauderdale, Fla.	D1-'16
57	Brown, Jatavis	LB	5-11	221	2/18/94	3	Akron	Belle Glade, Fla.	D5-'16
80	Culkin, Sean	TE	6-5	255	6/11/93	2	Missouri	Indian Rocks Beach, Fla.	FA-'17
11	Davis, Jeremy	WR	6-3	211	1/10/92	4	Connecticut	Lawrenceville, Ga.	FA-'16
43	Davis, Michael	CB	6-2	195	1/6/95	2	Brigham Young	Glendale, Calif.	FA-'17
48	Dzubnar, Nick	ILB	6-1	240	8/15/91	4	Cal Poly-San Luis Obispo	Mission Viejo, Calif.	FA-'15
30	Ekeker, Austin	RB	5-10	200	5/17/95	2	Western State, Colo.	Eaton, Colo.	FA-'17
56	Ellerbee, Emmanuel	LB	6-1	235	11/20/96	R	Rice	Houston, Texas	W (Atl)-'15
51	Emanuel, Kyle	LB	6-3	250	8/16/91	4	North Dakota State	Schuyler, Neb.	D5-'15
36	Facyson, Brandon	CB	6-2	197	9/8/94	R	Virginia Tech	Newnan, Ga.	FA-'18
66	Feeney, Dan	G	6-4	310	5/29/94	2	Indiana	Orland Park, Ill.	D3-'17
85	Gates, Antonio	TE	6-4	255	6/18/80	16	Kent State	Detroit, Mich.	FA-'03
28	Gordon III, Melvin	RB	6-1	215	4/13/93	4	Wisconsin	Kenosha, Wis.	D1-'15
88	Green, Virgil	TE	6-5	255	8/3/88	8	Nevada	Tulare, Calif.	UFA (Den)-'18
26	Hayward Jr., Casey	CB	5-11	192	9/9/89	7	Vanderbilt	Perry, Ga.	UFA (GB)-'16
54	Ingram III, Melvin	DE	6-2	247	4/26/89	7	South Carolina	Rockingham, N.C.	D1-'12
33	James, Derwin	S	6-2	215	8/3/96	R	Florida State	Haines City, Fla.	D1-'18
23	Jenkins, Rayshawn	S	6-2	220	1/25/94	2	Miami	St. Petersburg, Fla.	D4-'17
89	Jones, JJ	WR	5-10	173	12/6/92	R	West Georgia	Macon, Miss.	FA-'18
91	Jones, Justin	DL	6-3	309	8/28/96	R	N.C. State	Austell, Ga.	D3-'18
8	Kaser, Drew	P	6-2	206	2/11/93	3	Texas A&M	Stow, Ohio	D6-'16
20	King II, Desmond	CB	5-10	200	12/14/94	2	Iowa	Detroit, Mich.	D5-'17
77	Lamp, Forrest	G	6-4	310	2/20/94	2	Western Kentucky	Venice, Fla.	D2-'17
46	Landrum, Christopher	DE	6-2	245	9/14/92	3	Jacksonville State, Ala.	Sweet Water, Ala.	FA-'16
90	McGill, T.Y.	DT	6-0	299	11/23/92	4	North Carolina State	Jesup, Ga.	W (KC)-'18
92	Mebane, Brandon	NT	6-1	311	1/15/85	12	California	Los Angeles, Calif.	UFA (Sea)-'16
38	Newsome, Detrez	RB	5-10	210	3/6/94	R	Western Carolina	Raeford, N.C.	FA-'18
42	Nwosu, Uchenna	LB	6-2	251	12/28/96	R	Southern California	Carson, Calif.	D2-'18
76	Okung, Russell	T	6-5	310	10/7/88	9	Oklahoma State	Fort Bend, Texas	UFA (Den)-'17
52	Perryman, Denzel	LB	5-11	240	12/5/92	4	Miami	Coral Gables, Fla.	D2-'15
31	Phillips, Adrian	S	5-11	210	3/28/92	4	Texas	Garland, Texas	FA-'14
93	Philon, Darius	DL	6-1	300	1/22/94	4	Arkansas	Mobile, Ala.	D6-'15
53	Pouncey, Mike	C	6-5	298	7/24/89	8	Florida	Ardmore, Okla.	FA-'18
61	Quessenberry, Scott	C/G	6-4	310	3/23/95	R	UCLA	La Costa, Calif.	D5-'18
17	Rivers, Philip	QB	6-5	228	12/8/81	15	North Carolina State	Decatur, Ala.	T (NYG)-'04
98	Rochell, Isaac	DE	6-4	280	4/22/95	1	Notre Dame	McDonough, Ga.	D7-'17
75	Schofield III, Michael	G	6-6	301	11/15/90	5	Michigan	Orland Park, Ill.	W (Den)-'17
68	Scott, Trent	T	6-5	320	1/25/94	R	Grambling State	Huntsville, Ala.	FA-'18
3	Smith, Geno	QB	6-3	221	10/10/90	6	West Virginia	Lakemont, Ga.	UFA (NYG)-'18
71	Square, Damion	NT	6-2	293	2/6/89	6	Alabama	Houston, Texas	W (KC)-'14
6	Sturgis, Caleb	K	5-9	192	8/9/89	6	Florida	St. Augustine, Fla.	UFA (Phi)-'18
69	Tevi, Sam	T	6-5	315	11/15/94	2	Utah	Euleus, Texas	D6-'17
64	Toner, Cole	C/G	6-5	310	3/13/94	2	Harvard	Greenwood, Ind.	FA-'17
34	Watt, Derek	FB	6-2	234	11/7/92	3	Wisconsin	Pewaukee, Wis.	D6-'16
44	White, Kyzir	LB	6-2	218	3/24/96	R	West Virginia	Macungie, Pa.	D4-'18
81	Williams, Mike	WR	6-4	220	10/4/94	2	Clemson	Santee, S.C.	D1-'17
24	Williams, Trevor	CB	5-11	191	9/15/93	3	Penn State	Baltimore, Md.	FA-'16
16	Williams, Tyrell	WR	6-4	205	2/12/92	4	Western Oregon	Salem, Ore.	FA-'15
47	Windt, Mike	LS	6-1	237	5/29/86	9	Cincinnati	Cincinnati, Ohio	FA-'10

PRACTICE SQUAD

No.	Name	Pos.	Ht.	Wt.	Birthdate	Exp.	College	Hometown	How Acq.
96	Afriyie, Patrick	DE	6-2	240	7/20/96	R	Colgate	Sandy Hook, Conn.	FA-'18
84	Cantrell, Dylan	WR	6-3	226	6/29/94	R	Texas Tech	Whitehouse, Texas	D6-'18
74	Drango, Spencer	G	6-6	315	10/15/92	3	Baylor	Cedar Park, Texas	FA-'18
83	Duarte, Thomas	TE	6-2	241	3/30/95	2	UCLA	Fullerton, Calif.	FA-'18
45	Hendy, A.J.	S	6-0	206	4/8/93	1	Maryland	Bowie, Md.	FA-'17
59	Hines, D'Juan	LB	6-1	230	9/13/94	R	Houston	Spring, Texas	FA-'18
32	Jackson, Justin	RB	6-0	199	4/22/96	R	Northwestern	Carol Stream, Fla.	D7-'18
7	Jones, Cardale	QB	6-5	250	9/29/92	3	Ohio State	Cleveland, Ohio	T (Buf)-'17
15	Patton, Andre	WR	6-2	200	5/28/94	1	Rutgers	Wilmington, Del.	FA-'17
70	Richardson, Steven	DL	6-0	292	2/28/96	R	Minnesota	Chicago, Ill.	FA-'18

RESERVE/INJURED

No.	Name	Pos.	Ht.	Wt.	Birthdate	Exp.	College	Hometown	How Acq.
29	Mager, Craig	CB	5-11	200	6/11/92	3	Texas State	Luling, Texas	D3-'15
87	Roberts, Austin	TE	6-2	230	12/3/95	R	UCLA	Hollywood, Fla.	FA-'18
10	Scott, Artavis	WR	5-11	195	12/12/94	1	Clemson	Tarpon Springs, Fla.	FA-'17
22	Verrett, Jason	CB	5-10	188	6/18/91	5	Texas Christian	Fairfield, Calif.	D1-'14
27	Watkins, Jaylen	DB	5-11	194	9/27/91	4	Florida	Fort Myers, Fla.	UFA (Phi)-'18

RESERVE/PHYSICALLY UNABLE TO PERFORM

No.	Name	Pos.	Ht.	Wt.	Birthdate	Exp.	College	Hometown	How Acq.
86	Henry, Hunter	TE	6-5	250	12/7/94	3	Arkansas	Little Rock, Ark.	D2-'16

RESERVE/SUSPENDED BY COMMISSIONER

No.	Name	Pos.	Ht.	Wt.	Birthdate	Exp.	College	Hometown	How Acq.
94	Liuget, Corey	DT	6-2	300	3/18/90	8	Illinois	Miami, Fla.	D1-'11



2018 NUMERICAL ROSTER

QUARTERBACKS (2)

No.	Name	Pos.	Ht.	Wt.	Age	Exp.	College	Hometown	How Acq.
3	Geno Smith	QB	6-3	221	27	6	West Virginia	Lakemont, Ga.	UFA (NYG)-'18
17	Philip River	QB	6-5	228	36	15	North Carolina State	Decatur, Ala.	T (NYG)-'04

RUNNING BACKS (4)

No.	Name	Pos.	Ht.	Wt.	Age	Exp.	College	Hometown	How Acq.
28	Melvin Gordon III	RB	6-1	215	25	4	Wisconsin	Kenosha, Wis.	D1-'15
30	Austin Ekele	RB	5-10	200	23	2	Western State, Colo.	Eaton, Colo.	FA-'17
34	Derek Watt	FB	6-2	234	25	3	Wisconsin	Pewaukee, Wis.	D6-'16
38	Detrez Newsome	RB	5-10	210	24	R	Western Carolina	Raeford, N.C.	FA-'18

WIDE RECEIVERS (6)

No.	Name	Pos.	Ht.	Wt.	Age	Exp.	College	Hometown	How Acq.
11	Jeremy Davis	WR	6-3	211	26	4	Connecticut	Lawrenceville, Ga.	FA-'16
12	Travis Benjamin	WR/PF	5-10	175	28	7	Miami	Belle Glade, Fla.	UFA (Cle)-'16
13	Keenan Allen	WR	6-2	211	26	6	California	Greensboro, N.C.	D3-'13
16	Tyrell Williams	WR	6-4	205	26	4	Western Oregon	Salem, Ore.	FA-'15
81	Mike Williams	WR	6-4	220	23	2	Clemson	Santee, S.C.	D1-'17
89	JJ Jones	WR	5-10	173	25	R	West Georgia	Macon, Miss.	FA-'18

TIGHT ENDS (3)

No.	Name	Pos.	Ht.	Wt.	Age	Exp.	College	Hometown	How Acq.
80	Sean Culkin	TE	6-5	255	25	2	Missouri	Indian Rocks Beach, Fla.	FA-'17
85	Antonio Gates	TE	6-4	255	38	16	Kent State	Detroit, Mich.	FA-'03
88	Virgil Greer	TE	6-5	255	30	8	Nevada	Tulare, Calif.	UFA (Den)-'18

OFFENSIVE LINEMEN (9)

No.	Name	Pos.	Ht.	Wt.	Age	Exp.	College	Hometown	How Acq.
53	Mike Pouncey	C	6-5	298	29	8	Florida	Ardmore, Okla.	FA-'18
61	Scott Quessenberry	C/G	6-4	310	23	R	UCLA	La Costa, Calif.	D5-'18
64	Cole Toner	C/G	6-5	310	24	2	Harvard	Greenwood, Ind.	FA-'17
66	Dan Feeney	G	6-4	310	24	2	Indiana	Orland Park, Ill.	D3-'17
68	Trent Scott	T	6-5	320	24	R	Grambling State	Huntsville, Ala.	FA-'18
69	Sam Tevi	T	6-5	315	23	2	Utah	Eules, Texas	D6-'17
72	Joe Barksdale	T	6-5	326	29	8	Louisiana State	Detroit, Mich.	FA-'15
75	Michael Schofield III	G	6-6	301	27	5	Michigan	Orland Park, Ill.	W (Den)-'17
76	Russell Okun	T	6-5	310	29	9	Oklahoma State	Fort Bend, Texas	UFA (Den)-'17
77	Forrest Lamp	G	6-4	310	24	2	Western Kentucky	Venice, Fla.	D2-'17

DEFENSIVE LINEMEN (9)

No.	Name	Pos.	Ht.	Wt.	Age	Exp.	College	Hometown	How Acq.
46	Christopher Landrum	DE	6-2	245	26	3	Jacksonville State, Ala.	Sweet Water, Ala.	FA-'16
54	Melvin Ingram III	DE	6-2	247	29	7	South Carolina	Rockingham, N.C.	D1-'12
71	Damion Square	NT	6-2	293	29	6	Alabama	Houston, Texas	W (KC)-'14
90	T.Y. McGill	DT	6-0	299	25	4	North Carolina State	Jesup, Ga.	W (KC)-'18
91	Justin Jones	DL	6-3	309	22	R	N.C. State	Austell, Ga.	D3-'18
92	Brandon Mebane	NT	6-1	311	33	12	California	Los Angeles, Calif.	UFA (Sea)-'16
93	Darius Philon	DL	6-1	300	24	4	Arkansas	Mobile, Ala.	D6-'15
98	Isaac Rochell	DE	6-4	280	23	1	Notre Dame	McDonough, Ga.	D7-'17
99	Joey Bosa	DE	6-5	280	23	3	Ohio State	Ft. Lauderdale, Fla.	D1-'16

LINEBACKERS (7)

No.	Name	Pos.	Ht.	Wt.	Age	Exp.	College	Hometown	How Acq.
42	Uchenna Nwosu	LB	6-2	251	21	R	Southern California	Carson, Calif.	D2-'18
44	Kyzir White	LB	6-2	218	22	R	West Virginia	Macungie, Pa.	D4-'18
48	Nick Dzubnar	LB	6-1	240	27	4	Cal Poly-San Luis Obispo	Mission Viejo, Calif.	FA-'15
51	Kyle Emanuel	LB	6-3	250	27	4	North Dakota State	Schuyler, Neb.	D5-'15
52	Denzel Perryman	LB	5-11	240	25	4	Miami	Coral Gables, Fla.	D2-'15
56	Emmanuel Ellerbee	LB	6-1	235	21	R	Rice	Houston, Texas	W (Atl)-'18
57	Jatavis Brown	LB	5-11	221	24	3	Akron	Belle Glade, Fla.	D5-'16

DEFENSIVE BACKS (10)

No.	Name	Pos.	Ht.	Wt.	Age	Exp.	College	Hometown	How Acq.
20	Deshaun King II	CB	5-10	200	23	2	Iowa	Detroit, Mich.	D5-'17
23	Rayshawn Jenkins	S	6-2	220	24	2	Miami	St. Petersburg, Fla.	D4-'17
24	Trevor Williams	CB	5-11	191	25	3	Penn State	Baltimore, Md.	FA-'16
26	Casey Hayward Jr.	CB	5-11	192	29	7	Vanderbilt	Perry, Ga.	UFA (GB)-'16
31	Adrian Phillips	S	5-11	210	26	4	Texas	Garland, Texas	FA-'14
33	Derwin James	S	6-2	215	22	R	Florida State	Haines City, Fla.	D1-'18
36	Brandon Facyson	CB	6-2	197	24	R	Virginia Tech	Newnan, Ga.	FA-'18
37	Jahleel Addae	S	5-10	195	28	6	Central Michigan	Valrico, Fla.	FA-'13



2018 COACHING STAFF

Anthony Lynn – Head Coach
George Stewart – Special Teams Coordinator/Assistant Head Coach
Gus Bradley – Defensive Coordinator
Ken Whisenhunt – Offensive Coordinator
Phil McGeoghan – Wide Receivers
Pat Meyer – Offensive Line
Ron Milus – Defensive Backs
Alfredo Roberts – Running Backs
Rip Scherer – Tight Ends
Giff Smith – Defensive Line
Richard Smith – Linebackers
Shane Steichen – Quarterbacks
Keith Burns – Assistant Special Teams
Chris Harris – Assistant Defensive Backs
Eric Henderson – Assistant Defensive Line
Addison Lynch – Quality Control-Defense
Mark Ridgley – Assistant Offensive Line
Dan Shamash – Quality Control-Offense
Marquice Williams – Defensive Assistant
John Lott – Head Strength and Conditioning
Jonathan Brooks – Strength and Conditioning

PRONUNCIATION GUIDE

Pronunciation Guide

Jahleel (jah-LEEL) Addae (uh-DIE)
Jatavis (juh-TAY-vis) Brown
Nick Dzubnar (duh-ZOOB-nar)
Austin Ekeler (ECK-uh-ler)
Brandon Facyson (FAY-sen)
Drew Kaser (KAY-zer)
Corey Liuget (LEE-jit)
Craig Mager (MAY-gur)
Brandon Mebane (me-BANE)
Detrez (DEE-trez) Newsome
Uchenna (oo-CHEN-uh) Nwosu (noo-WOE-sue)
Russell Okung (oh-KOONG)
Darius Philon (PHI-lawn)
Scott Quessenberry (QWES-sin-bear-ee)
Isaac Rochell (ROW-shell)
Michael Schofield (SKO-field)
Sam Tevi (teh-VEE)
Kyzir (kai-ZEER) White
Tyrell (TIE-rell) Williams



2018 TRANSACTIONS

09/18	Signed Spencer Drango (QG) to practice squad.	08/19	Claimed Micah Hannemann (S) off waivers (CLE). Placed Jaylen Watkins (DB) on Reserve/Injured.
09/15	Added Trent Scott (T) to active roster. Placed Craig Mager (CB) on Reserve/Injured.	08/14	Signed Kyle Coleman (LB). Waived Albert Havili (DL).
09/04	Signed Justin Jackson (RB) to practice squad.	08/13	Forrest Lamp (G) activated off PUP. Brett Boyko (G) activated off NFI Claimed Je'Ron Hamm (TE) off waivers (SEA). Waived Marcus Peterson (WR).
09/03	Signed Antonio Gates (TE). Waived Justin Jackson (RB). Signed Thomas Duarte (TE) to practice squad. Signed Cardale Jones (QB) to practice squad.	08/02	Signed Channing Stribling (CB). Signed Marcus Peterson (WR). Placed Austin Roberts (TE) on Reserve/Injured. Placed Jason Verrett (TE) on Reserve/Injured. Derwin James (S) activated off NFI.
09/02	Signed Trent Scott (T) to practice squad. Signed Andre Patton (WR) to practice squad. Signed D'Juan Hines (LB) to practice squad. Signed Steven Richardson (DL) to practice squad. Signed A.J. Hendy (S) to practice squad. Signed Dylan Cantrell (WR) to practice squad. Signed Patrick Afriyie (DE) to practice squad. Waived Hayes Pullard (LB). Waived Cardale Jones (QB). Claimed T.Y. McGill (NT) off waivers. Claimed Emmanuel Ellerbee (LB) off waivers.	07/29	Signed Erick Wren (G).
09/01	Waived Channing Stribling (CB). Placed Hunter Henry (TE) on Reserve-Physically Unable to Perform list. Placed Artavis Scott (WR) on Reserve-Injured list. Waived-Injured Cole Hunt (TE). Waived-Injured Russell Hansbrough (RB). Waived-Injured Brett Boyko (OL). Waived Erick Wren (OL). Waived Terrell Watson (RB). Waived Shane Tripucka (P). Waived Nelson Spruce (WR). Waived Nic Shimonek (QB). Waived Trent Scott (OL). Waived Whitney Richardson (DL). Waived Steve Richardson (DL). Waived Jeff Richards (CB). Waived Spencer Pulley (OL). Waived Andre Patton (WR). Waived Anthony Manzo-Lewis (FB). Waived Justice Liggins (WR). Waived Ben Johnson (TE). Waived Bijhon Jackson (DL). Waived D'Juan Hines (LB). Waived A.J. Hendy (S). Waived Marcus Hardison (DL). Waived Micah Hannemann (S). Waived Je'Ron Hamm (TE). Waived Zack Golditch (OL). Waived Marcus Edmond (CB). Waived Chris Durant (OL). Waived Kyle Coleman (LB). Waived B.J. Clay (CB). Waived Dylan Cantrell (WR). Waived Tony Brown (CB). Waived Braedon Bowman (TE). Waived Roberto Aguayo (K). Waived Patrick Afriyie (DL).	07/27	Placed Derwin James (S) on Active/NFI. Placed Brett Boyko (G) on Active/NFI. Placed Jason Verrett (CB) on Active/PUP. Placed Forrest Lamp (G) on Active/PUP. Placed Hunter Henry (TE) on Active/PUP.
08/22	Waived/Injured (LB) James Onwualu. Signed (RB) Terrell Watson.	07/25	Waived Donavon Clark (G).
		06/01	Signed Derwin James (S) to four-year contract.
		05/30	Waived Anthony Kukwa (LS). Signed Austin Roberts (TE).
		05/14	Signed Nelson Spruce (WR). Signed Patrick Afriyie (DE). Signed Justice Liggins (WR).
		05/12	Signed Justin Jones (DT) to four-year contract.
		05/11	Signed Shane Tripucka (P). Signed Nic Shimonek (QB). Signed Trenton Scott (G). Signed Steven Richardson (DT). Signed Detrez Newsome (RB). Signed Anthony Manzo-Lewis (RB). Signed J.J. Jones (WR). Signed Ben Johnson (TE). Signed Bijhon Jackson (NT). Signed Cole Hunt (TE). Signed D'Juan Hines (LB). Signed Albert Havili (DE). Signed Zack Golditch (G). Signed Brandon Facyson (DB). Signed Marcus Edmond (DB). Signed Chris Durant (T). Signed Zachary Crabtree (T). Signed B.J. Clay (DB). Signed Tony Brown (DB). Signed Justin Jackson (RB) to four-year contract. Signed Dylan Cantrell (WR) to four-year contract. Signed Scott Quessenberry (G/C) to four-year contract. Signed Kyzir White (LB) to four-year contract. Signed Uchenna Nwosu (LB) to four-year contract.



2018 TRANSACTIONS

04/28 Selected Justin Jackson (RB) in the seventh round of the NFL Draft.
Selected Dylan Cantrell (WR) in the sixth round of the NFL Draft.
Selected Scott Quessenberry (G) in the fifth round of the NFL Draft.
Selected Kyzir White (LB) in the fourth round of the NFL Draft.

04/27 Selected Justin Jones (DT) in the third round of the NFL Draft.
Selected Uchenna Nwosu (LB) in the second round of the NFL Draft.

04/26 Selected Derwin James (S) in the first round of the NFL Draft.

04/24 Waived Charmeachealle Moore (LB).

04/23 Tyrell Williams (WR) signed RFA tender.

04/13 Waived Nick Rose (K).
Waived Kenneth Farrow (RB).

04/03 Signed Geno Smith (QB) to one-year contract.
Signed Jaylen Watkins (DB) to one-year contract.

03/19 Signed Mike Pouncey (C) to two-year contract.

03/16 Signed Caleb Sturgis (K) to two-year contract.

03/15 Signed Virgil Green (TE) to three-year contract.

03/14 Extended tender to Chris McCain (DE).
Extended tender to Tyrell Williams (WR).

03/12 Re-signed Jeremy Davis (WR) to one-year contract.
Re-signed Nick Dzubnar (LB) to two-year contract.

01/10 Signed Roberto Aguayo (K) to a reserve/future contract.

01/04 Signed Anthony Kukwa (LS) to a reserve/future contract.

01/02 Signed Artavis Scott (WR) to a reserve/future contract.
Signed Jeff Richards (CB) to a reserve/future contract.
Signed Andre Patton (WR) to a reserve/future contract.

01/01 Signed Cole Toner (C) to a reserve/future contract.
Signed Whitney Richardson (DE) to a reserve/future contract.
Signed James Onwualu (OLB) to a reserve/future contract.
Signed A.J. Hendy (S) to a reserve/future contract.
Signed Brett Boyko (G) to a reserve/future contract.
Signed Braedon Bowman (TE) to a reserve/future contract.



DEPTH CHART

UNOFFICIAL (COMPILED BY PR DEPT.)

OFFENSE

WR	13	KEENAN ALLEN	81	Mike Williams	11	Jeremy Davis
LT	76	RUSSELL OKUNG	69	Sam Tevi	68	<u>Trent Scott</u>
LG	66	DAN FEENEY	61	<u>Scott Quessenberry</u>		
C	53	MIKE POUNCEY	64	Cole Toner	61	<u>Scott Quessenberry</u>
RG	75	MICHAEL SCHOFIELD III	77	Forrest Lamp		
RT	72	JOE BARKSDALE	69	Sam Tevi	68	<u>Trent Scott</u>
TE	88	VIRGIL GREEN	85	Antonio Gates	80	Sean Culkin
WR	16	TYRELL WILLIAMS	12	Travis Benjamin	89	<u>JJ Jones</u>
QB	17	PHILIP RIVERS	3	Geno Smith		
FB	34	DEREK WATT				
RB	28	MELVIN GORDON III	30	Austin Ekeler	38	<u>Detrez Newsome</u>

DEFENSE

DE	99	JOEY BOSA	98	Isaac Rochell		
DT	93	DARIUS PHILON	91	<u>Justin Jones</u>		
NT	92	BRANDON MEBANE	71	Damion Square	90	T.Y. McGill
DE	54	MELVIN INGRAM III	46	Chris Landrum		
OLB	44	<u>KYZIR WHITE</u>	57	Jatavis Brown		
ILB	52	DENZEL PERRYMAN	48	Nick Dzubnar	56	<u>Emmanuel Ellerbee</u>
OLB	51	KYLE EMANUEL	42	<u>Uchenna Nwosu</u>		
LCB	24	TREVOR WILLIAMS	43	Michael Davis	36	<u>Brandon Facyson</u>
S	37	JAHLEEL ADDAE	31	Adrian Phillips		
S	33	<u>DERWIN JAMES</u>	23	Rayshawn Jenkins		
RCB	26	CASEY HAYWARD JR.	20	Desmond King II		

SPECIAL TEAMS

P	8	DREW KASER				
K	6	CALEB STURGIS				
H	8	DREW KASER				
LS	47	MIKE WINDT				
KR	89	<u>JJ JONES</u>	20	Desmond King II	30	Austin Ekeler
PR	89	<u>JJ JONES</u>	12	Travis Benjamin		

Rookies underlined

[] Denotes injured, reserve-injured, reserve-suspended



RUSHING

200 Yards Rushing, Individual

CHARGERS – LaDainian Tomlinson, Dec. 28, 2003, vs. Oakland (243 yards)
 OPPONENT – Adrian Peterson, Nov. 4, 2007, at Minnesota (296 yards)

100 Yards Rushing, Individual

CHARGERS – Melvin Gordon, Oct. 29, 2017, at New England (132 yards)
 OPPONENT – Marshawn Lynch, Dec. 31, 2017, vs. Oakland (101 yards)

100 Yards Rushing, One Half, Individual

CHARGERS – Melvin Gordon, Oct. 29, 2017, at New England (113 yards in first half)
 OPPONENT – Kareem Hunt, Sept. 24, 2017, vs. K.C. (121 yards in second half)

Two 100-Yard Rushers

CHARGERS – Darren Sproles (122 yards) and LaDainian Tomlinson (116 yards), Dec. 16, 2007, vs. Detroit
 OPPONENT – Frank Gore (158 yards) and Colin Kaepernick (151 yards), Dec. 20, 2014, at San Francisco

Four Touchdowns Rushing, Individual

CHARGERS – LaDainian Tomlinson, Oct. 14, 2007, vs. Oakland (3, 27, 13, 41 yards)
 OPPONENT – Never

Three Touchdowns Rushing, Individual

CHARGERS – Ryan Matthews, Jan. 2, 2011, at Denver (27, 12, 31 yards)
 OPPONENT – Darrel Young, Nov. 3, 2013, at Washington (1, 1, 4 yards)

Two Touchdowns Rushing, Individual

CHARGERS – Melvin Gordon, Oct. 23, 2016, at Atlanta (2, 3 yards)
 OPPONENT – Isaiah Crowell, Dec. 24, 2016, at Cleveland (8, 4 yards)

PASSING

500 Yards Passing, Individual

CHARGERS – Philip Rivers, Oct. 18, 2015, at Green Bay (503 yards)
 OPPONENT – Never

400 Yards Passing, Individual

CHARGERS – Philip Rivers, Sept. 9, 2018, vs. Kansas City (424 yards)
 OPPONENT – Michael Vick, Sept. 15, 2013, at Philadelphia (428 yards)

300 Yards Passing, Individual

CHARGERS – Philip Rivers, Sept. 9, 2018, vs. Kansas City (424 yards)
 OPPONENT – Tom Brady, Oct. 29, 2017, at New England (333 yards)

Six Touchdown Passes, Individual

CHARGERS – Dan Fouts, Nov. 22, 1981, at Oakland (12, 15, 29, 4, 5, 6 yards)
 OPPONENT – Never

Five Touchdown Passes, Individual

CHARGERS – Drew Brees, Oct. 31, 2004, vs. Oakland (17, 13, 23, 5, 1 yards)
 OPPONENT – Gus Frerotte, Nov. 19, 2000, at Denver (1, 5, 26, 10, 5 yards)

Four Touchdown Passes, Individual

CHARGERS – Philip Rivers, Oct. 9, 2016, at Oakland (29, 18, 1, 4 yards)
 OPPONENT – Patrick Mahomes, Sept. 9, 2018, vs. Kansas City (58, 1, 36, 1 yards)

Three Touchdown Passes, Individual

CHARGERS – Philip Rivers, Sept. 16, 2018, at Buffalo Bills (10, 9, 2 yards)
 OPPONENT – Patrick Mahomes, Sept. 9, 2018, vs. Kansas City (58, 1, 36, 1 yards)

Six Interceptions Thrown, Individual

CHARGERS – Ed Luther, Oct. 31, 1983, vs. Washington
 OPPONENT – Peyton Manning, Nov. 11, 2007, vs. Indianapolis

Five Interceptions Thrown, Individual

CHARGERS – Craig Whelihan, Dec. 13, 1998, at Seattle
 OPPONENT – Nathan Peterman, Nov. 19, 2017, vs. Buffalo

Four Interceptions Thrown, Individual

CHARGERS – Philip Rivers, Nov. 13, 2016, vs. Miami
 OPPONENT – Nathan Peterman, Nov. 19, 2017, vs. Buffalo

RECEIVING

10 or More Receptions, Individual

CHARGERS – Keenan Allen, Dec. 3, 2017, vs. Cleveland (10 receptions)
 OPPONENT – Jarvis Landry, Sept. 17, 2017, vs. Miami (13 receptions)

200 Yards Receiving, Individual

CHARGERS – Malcom Floyd, Oct. 10, 2010, at Oakland (213 yards)
 OPPONENT – Chad Johnson, Nov. 12, 2006, at Cincinnati (260 yards)

100 Yards Receiving, Individual

CHARGERS – Keenan Allen, Sept. 9, 2018, vs. Kansas City (108 yards) and Melvin Gordon (102 yards)
 OPPONENT – Tyreek Hill, Sept. 9, 2018, vs. Kansas City (169 yards)

100 Yards Receiving, One Half, Individual

CHARGERS – Tyrell Williams, Dec. 10, 2017, vs. Washington (132 yards in 1st half)
 OPPONENT – Tyreek Hill, Sept. 9, 2018, vs. Kansas City (113 yards in 1st half)

Two 100-Yard Receivers

CHARGERS – Keenan Allen, Sept. 9, 2018, vs. Kansas City (108 yards) and Melvin Gordon (102 yards)
 OPPONENT – Emmanuel Sanders (120 yards) and Demaryius Thomas (105 yards), Oct. 23, 2014, at Denver

Five Touchdown Receptions, Individual

CHARGERS – Kellen Winslow, Nov. 22, 1981, at Oakland (15, 29, 4, 5, 3 yards)
 OPPONENT – Never

Four Touchdown Receptions, Individual

CHARGERS – Kellen Winslow, Nov. 22, 1981, at Oakland (15, 29, 4, 5, 3 yards)
 OPPONENT – Daryl Turner, Sept. 15, 1985, vs. Seattle (34, 15, 30, 7 yards)

Three Touchdown Receptions, Individual

CHARGERS – Danny Woodhead, Dec. 20, 2015, vs. Miami (20, 9, 9 yards)
 OPPONENT – Emmanuel Sanders, Oct. 23, 2014, at Denver (2, 31, 3 yards)

Two Touchdown Receptions, Individual

CHARGERS – Melvin Gordon, Sept. 16, 2018, at Buffalo (9, 2 yards)
 OPPONENT – Tyreek Hill, Sept. 9, 2018, vs. Kansas City (58, 1 yards)

COMBINATION

100 Yards Rushing and Receiving, Individual

CHARGERS – Lionel James, Sept. 22, 1985, at Cincinnati (127 yards rushing, 118 yards receiving)
 OPPONENT – Essex Johnson, Sept. 30, 1973, vs. Cincinnati (121 yards rushing, 116 yards receiving)

300-Yard Passer, 100-Yard Rusher and 100-Yard Receiver

CHARGERS – Philip Rivers (313 yards passing), Brandon Oliver (101 yards rushing) and Malcom Floyd (103 yards receiving), Oct. 12, 2014, at Oakland
 OPPONENT – Ben Roethlisberger (333 yards passing), Rashard Mendenhall (165 yards rushing) and Hines Ward (113 yards receiving), Oct. 4, 2009, at Pittsburgh

INTERCEPTIONS

Four Interceptions, Individual

CHARGERS – Never
 OPPONENT – Kwamie Lassiter, Dec., 17, 1998, at Arizona

Three Interceptions, Individual

CHARGERS – Antonio Cromartie, Nov. 11, 2007, vs. Indianapolis
 OPPONENT – Kwamie Lassiter, Dec., 17, 1998, at Arizona

Two Interceptions, Individual

CHARGERS – Casey Hayward, Nov. 19, 2017, vs. Buffalo
 OPPONENT – Marcus Peters, Dec. 16, 2017, at Kansas City

Interception Returned for Touchdown

CHARGERS – Desmond King, Nov. 23, 2017, at Dallas (90 yards; Dak Prescott, passer)
 OPPONENT – Bashaud Breeland, Dec. 10, 2017, vs. Washington (96 yards; Kellen Clemens, passer)

SACKS

Five Sacks, Individual

CHARGERS – Leslie O'Neal, Nov. 16, 1986, vs. Dallas
 OPPONENT – Never

Four-and-One-Half Sacks, Individual

CHARGERS – Leslie O'Neal, Nov. 16, 1986, vs. Dallas
 OPPONENT – Hugh Douglas, Oct. 18, 1998, vs. Philadelphia

Four Sacks, Individual

CHARGERS – Antwan Barnes, Dec. 18, 2011, vs. Baltimore
 OPPONENT – Justin Houston, Dec. 28, 2014, at Kansas City

Three-and-One-Half Sacks, Individual

CHARGERS – Kendall Reyes, Dec. 23, 2012, at New York Jets
 OPPONENT – Justin Houston, Dec. 28, 2014, at Kansas City



Three Sacks, Individual

CHARGERS – Melvin Ingram, Sept. 24, 2017, vs. Kansas City
OPPONENT – Dee Ford, Dec. 13, 2015, at Kansas City

Two-and-One-Half Sacks, Individual

CHARGERS – Melvin Ingram, Sept. 24, 2017, vs. Kansas City
OPPONENT – Dee Ford, Dec. 13, 2015, at Kansas City

Two Sacks, Individual

CHARGERS – Chris McCain & Joey Bosa, Oct. 22, 2017, vs. Denver
OPPONENT – Von Miller, Oct. 22, 2017, vs. Denver

TOUCHDOWNS

Five Touchdowns, Individual

CHARGERS – Kellen Winslow, Nov. 22, 1981, at Oakland
(15-, 29-, 4-, 5-3-yard receptions)
OPPONENT – Never

Four Touchdowns, Individual

CHARGERS – Danny Woodhead, Dec. 20, 2015, vs. Miami
(2-yard run; 20-, 9-, 9-yard receptions)
OPPONENT – Harvey Williams, Nov. 16, 1997, vs. Oakland
(1-, 1-yard runs; 8-, 32-yard receptions)

Three Touchdowns, Individual

CHARGERS – Melvin Gordon, Sept. 16, 2018, at Buffalo
(20-yard run; 9, 2-yard receptions)
OPPONENT – Tyreek Hill, Sept. 9, 2018, vs. Kansas City
(91-yard punt return; 58-, 1yard receptions,)

FIELD GOALS/PATS

Six Field Goals Made, Individual

CHARGERS – Greg Davis, Oct. 5, 1997, at Oakland (30, 22, 38, 43, 33, 33 yards)
OPPONENT – Phil Dawson, Nov. 5, 2006, vs. Cleveland (37, 20, 42, 30, 36, 35 yards)

Five Field Goals Made, Individual

CHARGERS – Nate Kaeding, Sept. 10, 2012, at Oakland (23, 28, 19, 41, 45 yards)
OPPONENT – Justin Tucker, Nov. 1, 2015, at Baltimore (48, 29, 48, 45, 39 yards)

Four Field Goals Made, Individual

CHARGERS – Travis Coons, Dec. 3, 2017, vs. Cleveland (21, 40, 22, 27 yards)
OPPONENT – Sebastian Janikowski, Dec.18, 2016, vs. Oakland (45, 33, 21, 44 yards)

50-Yard Field Goal, Individual

CHARGERS – Nick Novak, Nov. 12, 2017, at Jacksonville (50 yards)
OPPONENT – Harrison Butker, Dec. 16, 2017, at Kansas City (51 yards)

Blocked Field-Goal Attempt

CHARGERS – Darrell Stuckey, Nov. 23, 2014, vs. St. Louis
(46-yard Greg Zuerlein attempt)
OPPONENT – Justin Ellis, Dec. 31, 2017, vs. Oakland
(50-yard Nick Rose attempt)

Two-Point Conversion

CHARGERS – Antonio Gates, Sept. 9, 2018, vs. Kansas City (Philip Rivers, passer)
OPPONENT – Mike Evans, Dec. 4, 2016, vs. Tampa Bay (Jameis Winston, passer)

Point After Touchdown Missed

CHARGERS – Travis Coons, Dec. 16, 2017, at KC (first attempt, wide left)
OPPONENT – Giorgio Tavecchio, Oct. 15, 2017, at Oak (second attempt, wide left)

Blocked Point After Touchdown

CHARGERS – Corey Luiget, Nov. 12, 2017, at Jacksonville (Josh Lambo, first attempt)
OPPONENT – Denico Autry, Dec. 31, 2017, vs. Oakland (Nick Rose, third attempt)

PUNTING

80-Yard Punt

CHARGERS – Never
OPPONENT – Dustin Colquitt, Dec. 2, 2007, at Kansas City (81 yards)

70-Yard Punt

CHARGERS – Mike Scifres, Sept. 21, 2014, at Buffalo (72 yards)
OPPONENT – Kevin Huber, Dec. 1, 2013, vs. Cincinnati (75 yards)

60-Yard Punt

CHARGERS – Drew Kaser, Sept. 16, 2018, at Buffalo (66 yards)
OPPONENT – Dustin Colquitt, Sept. 9, 2018, vs. Kansas City (67 yards)

Blocked Punt

CHARGERS – Jerry Attaochu, Sept. 8, 2014, at Arizona (Drew Butler, punter)
OPPONENT – Hayes Pullard, Nov. 29, 2015, at Jacksonville (Mike Scifres, punter)

10 or More Punts, Individual

CHARGERS – Drew Kaser, Nov. 12, 2017, at Jacksonville (10 punts for 485 yds)
OPPONENT – Chad Stanley, Sept. 15, 2002, vs. Houston (10 punts for 406 yds)

No Punts

CHARGERS – Nov. 23, 2017, at Dallas
OPPONENT – Nov. 7, 1976, vs. Baltimore Colts

OTHER SPECIAL TEAMS

Kickoff Returned for Touchdown

CHARGERS – Michael Spurlock, Dec. 30, 2012, vs. Oakland (99 yards)
OPPONENT – Percy Harvin, Sept. 11, 2011, vs. Minnesota (103 yards)

Punt Returned for Touchdown

CHARGERS – Travis Benjamin, Oct. 22, 2017, vs. Denver Broncos (65 yards)
OPPONENT – Tyreek Hill, Sept. 9, 2018, vs. Kansas City (91 yards)

Blocked Punt Returned for Touchdown

CHARGERS – Jacob Hester, Oct. 25, 2009, at Kansas City (Recovered in end zone after Hester blocked Dustin Colquitt punt)
OPPONENT – Adam Hayward, Nov. 11, 2012, at Tampa Bay (Returned 29 yards after Dekoda Watson blocked Mike Scifres punt)

Recovered Own Inside Kick Attempt

CHARGERS – Darrell Stuckey, Nov. 18, 2012, at Denver (Nick Novak, kicker)
OPPONENT – Jonathan Grimes, Nov. 27, 2016, at Houston (Nick Novak, kicker)

OTHER DEFENSE

Shutout Posted

CHARGERS – Oct. 22, 2017, vs. Denver Broncos (21-0 Chargers win)
OPPONENT – Nov. 2, 2014, at Miami (37-0 Miami win)

Fumble Returned for Touchdown

CHARGERS – Melvin Ingram, Nov. 19, 2017, vs. Buffalo (39 yards)
OPPONENT – Adrian Clayborn, Oct. 23, 2016, at Atlanta (5 yards)

Safety Scored

CHARGERS – Oct. 13, 2016, vs. Denver (Penalty on Russell Okung in end zone)
OPPONENT – Oct. 29, 2017, at New England (Travis Benjamin tackled in endzone on punt return)

MISCELLANEOUS

No Penalties

CHARGERS – Oct. 9, 2011, at Denver
OPPONENT – Dec. 4, 2005, vs. Oakland

Game Without Touchdown

CHARGERS – Dec. 13, 2015, at Kansas City
OPPONENT – Oct. 22, 2017, vs. Denver

50 Points, Game

CHARGERS – 54, Nov. 19, 2017, vs. Buffalo
OPPONENT – 57, Oct. 1, 2000, at St. Louis

40 Points, Game

CHARGERS – 54, Nov. 19, 2017, vs. Buffalo
OPPONENT – 45, Nov. 6, 2011, vs. Green Bay

600 Yards Total Offense, Game

CHARGERS – 661, Dec. 20, 1982, vs. Cincinnati
OPPONENT – 614, Oct. 1, 2000 at St. Louis

500 Yards Total Offense, Game

CHARGERS – 541, Sept. 9, 2018, vs. Kansas City
OPPONENT – 503, Jan. 3, 2016, at Denver

Regular season games only



Los Angeles Chargers / Week 2 / Through Sunday, September 16, 2018 / Regular Season

Won 1, Lost 1

9/9/2018 L 28- 38 Kansas City Chiefs
9/16/2018 W 31- 20 at Buffalo Bills

					Los Angeles Chargers		Opponent			
Total First Downs					54		36			
Rushing					12		12			
Passing					39		20			
Penalty					3		4			
3rd Down: Made/Att					6/20		9/24			
3rd Down Pct.					30.0%		37.5%			
4th Down: Made/Att					1/1		0/0			
4th Down Pct.					100.0%		0.0			
Possession Avg.					33:44		26:16			
Total Net Yards					890		655			
Avg. Per Game					445.0		327.5			
Total Plays					129		115			
Avg. Per Play					6.9		5.7			
Net Yards Rushing					232		190			
Avg. Per Game					116.0		95.0			
Total Rushes					48		49			
Net Yards Passing					658		465			
Avg. Per Game					329.0		232.5			
Sacked/Yards Lost					3/22		6/36			
Gross Yards					680		501			
Attempts/Completions					78/57		60/33			
Completion Pct.					73.1%		55.0%			
Had Intercepted					1		2			
Punts/Average					8/47.1		10/47.9			
Net Punting Avg.					32.0		44.7			
Penalties/Yards					13/90		12/81			
Fumbles/Ball Lost					4/1		1/0			
Touchdowns					7		7			
Rushing					1		1			
Passing					6		5			
Returns					0		1			
Score By Periods					Q1	Q2	Q3	Q4	OT	Pts
Team					20	20	0	19	0	59
Opponents					14	9	21	14	0	58
Scoring	TD	Ru	Pa	Rt	PAT	FG	2Pt	Pts		
M.Gordon	3	1	2	0	0/0	0/0	1	20		
C.Sturgis	0	0	0	0	4/4	3/4	0	13		
K.Allen	1	0	1	0	0/0	0/0	0	6		
T.Williams	1	0	1	0	0/0	0/0	0	6		
M.Williams	1	0	1	0	0/0	0/0	0	6		
A.Ekeler	1	0	1	0	0/0	0/0	0	6		
A.Gates	0	0	0	0	0/0	0/0	1	2		
Team	7	1	6	0	4/4	3/4	2	59		
Opponents	7	1	5	1	7/7	3/3	0	58		

2-Pt. Conversions: Team 2/ 3, Opponents: 0/ 0

Sacks: D.James 2.0, M.Ingram 1.5, J.Brown 1.0, U.Nwosu 1.0,
D.Square 0.5 **Team: 6.0, Opponents: 3.0**

Rushing	No.	Yds	Avg	Long	TD			
A.Ekeler	16	116	7.3	22	0			
M.Gordon	24	92	3.8	20t	1			
T.Benjamin	1	19	19.0	19	0			
P.Rivers	3	5	1.7	7	0			
D.Watt	1	1	1.0	1	0			
J.Jones	1	0	0.0	0	0			
D.Newsome	1	0	0.0	0	0			
G.Smith	1	-1	-1.0	-1	0			
Team	48	232	4.8	22	1			
Opponents	49	190	3.9	27	1			
Receiving	No.	Yds	Avg	Long	TD			
M.Gordon	15	140	9.3	25	2			
K.Allen	14	175	12.5	23	1			
A.Ekeler	8	108	13.5	30	1			
M.Williams	7	108	15.4	25	1			
V.Green	5	76	15.2	25	0			
T.Williams	5	56	11.2	22	1			
A.Gates	2	16	8.0	9	0			
T.Benjamin	1	1	1.0	1	0			
Team	57	680	11.9	30	6			
Opponents	33	501	15.2	58t	5			
Interceptions	No.	Yds	Avg	Long	TD			
K.White	1	9	9.0	9	0			
A.Phillips	1	0	0.0	0	0			
Team	2	9	4.5	9	0			
Opponents	1	0	0.0	0	0			
Punting	No	Yds	Avg	Net	TB	In	Lg	B
D.Kaser	7	353	50.4	33.1	1	2	66	0
C.Sturgis	1	24	24.0	24.0	0	1	24	0
Team	8	377	47.1	32.0	1	3	66	0
Opponents	10	479	47.9	44.7	1	5	67	0
Punt Returns	Ret	FC	Yds	Avg	Long	TD		
J.Jones	4	2	13	3.3	10	0		
T.Benjamin	1	0	-1	-1.0	-1	0		
Team	5	2	12	2.4	10	0		
Opponents	3	1	101	33.7	91t	1		
Kickoff Returns	No.	Yds	Avg	Long	TD			
J.Jones	2	36	18.0	23	0			
K.Allen	1	25	25.0	25	0			
Team	3	61	20.3	25	0			
Opponents	4	81	20.3	26	0			
Field Goals	1-19	20-29	30-39	40-49	50+			
C.Sturgis	0/ 0	1/ 1	1/ 1	1/ 2	0/ 0			
Team	0/ 0	1/ 1	1/ 1	1/ 2	0/ 0			
Opponents	0/ 0	0/ 0	0/ 0	3/ 3	0/ 0			

Fumbles Lost: J.Jones 1 **Total: 1**

Opponent Fumble Recoveries

	Att	Cmp	Yds	Cmp%	Yds/Att	TD	TD%	Int	Int%	Long	Sack	Lost	Rating
Passing													
P.Rivers	78	57	680	73.1%	8.7	6	7.7%	1	1.3%	30	3/	22	119.6
Team	78	57	680	73.1%	8.7	6	7.7%	1	1.3%	30	3/	22	119.6
Opponents	60	33	501	55.0%	8.4	5	8.3%	2	3.3%	58t	6/	36	96.6



2018 INDIVIDUAL DEFENSIVE STATISTICS

Official Totals — Based on coaches' film review through Sept. 16 at Buffalo.

Player	— Tackles —			Sacks	Yards	Tackles for Loss	QB Hits	Interceptions	Passes Def.	— Fumbles —	
	Solo	Assisted	Total							Forced	Recoveries
Derwin James	12	2	14	2.0	6.0	2	2	0	2	0	0
Denzel Perryman	10	3	13	0.0	0.0	0	2	0	0	0	0
Jahleel Addae	9	1	10	0.0	0.0	0	0	0	1	0	0
Isaac Rochell	7	3	10	0.0	0.0	0	0	0	0	0	0
Kyzir White	6	4	10	0.0	0.0	0	0	1	3	0	0
Desmond King II	7	0	7	0.0	0.0	1	0	0	1	0	0
Justin Jones	3	3	6	0.0	0.0	0	0	0	0	0	0
Brandon Mebane	2	4	6	0.0	0.0	0	1	0	0	0	0
Darius Philon	2	4	6	0.0	0.0	0	0	0	0	0	0
Casey Hayward Jr.	5	0	5	0.0	0.0	0	0	0	1	0	0
Melvin Ingram III	3	2	5	1.5	13.5	1.5	5	0	0	0	0
Damion Square	1	3	4	0.5	5.5	0.5	0	0	1	0	0
Uchenna Nwosu	2	1	3	1.0	3.0	1	0	0	0	0	0
Adrian Phillips	3	0	3	0.0	0.0	0	0	1	2	0	0
Trevor Williams	3	0	3	0.0	0.0	0	0	0	1	0	0
Jatavis Brown	1	1	2	1.0	8.0	1	0	0	1	0	0
Kyle Emanuel	2	0	2	0.0	0.0	1	0	0	0	0	0
Rayshawn Jenkins	0	0	0	0.0	0.0	0	1	0	0	0	0
Christopher Landrum	0	2	2	0.0	0.0	0	1	0	0	0	0
Totals	78	33	111	6.0	36.0	8	12	2	13	0	0
Defensive Backs	39	3	42	2.0	6.0	3	3	1	8	0	0
Defensive Linemen	18	21	39	2.0	19.0	2	7	0	1	0	0
Linebackers	21	9	30	2.0	11.0	3	2	1	4	0	0

SPECIAL TEAMS TACKLES

Player	Total Tackles
Adrian Phillips	3
Jatavis Brown	1
Michael Davis	1
Nick Dzubnar	1
Brandon Facyson	1
Uchenna Nwosu	1
Kyzir White	1
Totals	9



2017 STATISTICS

Los Angeles Chargers / Week 17 / Through Sunday, December 31, 2017 / Regular Season

Won 9, Lost 7

9/11/2017	L	21- 24	at Denver Broncos
9/17/2017	L	17- 19	Miami Dolphins
9/24/2017	L	10- 24	Kansas City Chiefs
10/1/2017	L	24- 26	Philadelphia Eagles
10/8/2017	W	27- 22	at New York Giants
10/15/2017	W	17- 16	at Oakland Raiders
10/22/2017	W	21- 0	Denver Broncos
10/29/2017	L	13- 21	at New England Patriots
11/12/2017	L	17- 20	at Jacksonville Jaguars
11/19/2017	W	54- 24	Buffalo Bills
11/23/2017	W	28- 6	at Dallas Cowboys
12/3/2017	W	19- 10	Cleveland Browns
12/10/2017	W	30- 13	Washington Redskins
12/16/2017	L	13- 30	at Kansas City Chiefs
12/24/2017	W	14- 7	at New York Jets
12/31/2017	W	30- 10	Oakland Raiders

	Los Angeles Chargers	Opponent
--	-------------------------	----------

Total First Downs	337	282
Rushing	84	99
Passing	220	153
Penalty	33	30
3rd Down: Made/Att	84/209	86/221
3rd Down Pct.	40.2%	38.9%
4th Down: Made/Att	5/11	6/20
4th Down Pct.	45.5%	30.0%
Possession Avg.	30:08	29:52
Total Net Yards	6026	5254
Avg. Per Game	376.6	328.4
Total Plays	1020	997
Avg. Per Play	5.9	5.3
Net Yards Rushing	1595	2098
Avg. Per Game	99.7	131.1
Total Rushes	419	430
Net Yards Passing	4431	3156
Avg. Per Game	276.9	197.3
Sacked/Yards Lost	18/120	43/261
Gross Yards	4551	3417
Attempts/Completions	583/366	524/329
Completion Pct.	62.8%	62.8%
Had Intercepted	11	18
Punts/Average	74/48.1	79/45.4
Net Punting Avg.	41.3	41.1
Penalties/Yards	108/927	109/995
Fumbles/Ball Lost	17/4	21/9
Touchdowns	43	29
Rushing	10	11
Passing	28	17
Returns	5	1

Score By Periods		Q1	Q2	Q3	Q4	OT	Pts	
Team		44	143	85	83	0	355	
Opponents		66	64	61	78	3	272	
Scoring	TD	Ru	Pa	Rt	PAT	FG	2Pt	Pts
M.Gordon	12	8	4	0	0/0	0/0	0	72
N.Novak	0	0	0	0	17/18	9/13	0	44
K.Allen	7	0	6	1	0/0	0/0	0	42
A.Ekeler	5	2	3	0	0/0	0/0	0	30
T.Benjamin	5	0	4	1	0/0	0/0	0	30
T.Coons	0	0	0	0	5/6	7/8	0	26
H.Henry	4	0	4	0	0/0	0/0	0	24
T.Williams	4	0	4	0	0/0	0/0	0	24
Y.Koo	0	0	0	0	9/9	3/6	0	18
A.Gates	3	0	3	0	0/0	0/0	0	18
N.Rose	0	0	0	0	5/6	1/3	0	8
K.Toomer	1	0	0	1	0/0	0/0	0	6
M.Ingram	1	0	0	1	0/0	0/0	0	6
D.King	1	0	0	1	0/0	0/0	0	6
D.Kaser	0	0	0	0	1/3	0/0	0	1
Team	43	10	28	5	37/42	20/30	0	355
Opponents	29	11	17	1	23/26	23/27	1	272

2-Pt. Conversions: Team 0/ 1, Opponents: 1/ 3

Sacks: J.Bosa 12.5, M.Ingram 10.5, C.McCain 5.0, D.Philon 4.5, D.King 4.0, C.Liuguet 1.5, K.Emanuel 1.5, K.Toomer 1.0, T.Palepoi 1.0, I.Rochell 1.0, J.Addae 0.5 **Team: 43.0, Opponents: 17.0**

Rushing	No.	Yds	Avg	Long	TD
M.Gordon	284	1105	3.9	87t	8
A.Ekeler	47	260	5.5	35t	2
T.Benjamin	13	96	7.4	22	0
B.Oliver	35	83	2.4	26	0
A.Williams	9	25	2.8	7	0
D.Watt	6	24	4.0	17	0
K.Allen	2	9	4.5	6	0
P.Rivers	18	-2	-0.1	8	0
K.Clemens	5	-5	-1.0	-1	0
Team	419	1595	3.8	87t	10
Opponents	430	2098	4.9	69t	11

Receiving	No.	Yds	Avg	Long	TD
K.Allen	102	1393	13.7	51	6
M.Gordon	58	476	8.2	49	4
H.Henry	45	579	12.9	34	4
T.Williams	43	728	16.9	75t	4
T.Benjamin	34	567	16.7	62t	4
A.Gates	30	316	10.5	27	3
A.Ekeler	27	279	10.3	38	3
M.Williams	11	95	8.6	20	0
B.Oliver	6	26	4.3	11	0
S.McGrath	4	46	11.5	23	0
D.Watt	2	35	17.5	23	0
D.Inman	2	9	4.5	7	0
J.Cumberland	2	2	1.0	2	0
Team	366	4551	12.4	75t	28
Opponents	329	3417	10.4	87t	17

Interceptions	No.	Yds	Avg	Long	TD
T.Boston	5	49	9.8	25	0
C.Hayward	4	7	1.8	7	0
T.Williams	2	28	14.0	21	0
A.Phillips	2	13	6.5	9	0
D.King	1	90	90.0	90t	1
K.Toomer	1	59	59.0	59t	1
K.Allen	1	32	32.0	32	0
K.Emanuel	1	23	23.0	23	0
H.Pullard	1	1	1.0	1	0
Team	18	302	16.8	90t	2
Opponents	11	265	24.1	96t	1

Punting	No	Yds	Avg	Net	TB	In	Lg	B
D.Kaser	74	3558	48.1	41.3	9	27	69	0
Team	74	3558	48.1	41.3	9	27	69	0
Opponents	79	3583	45.4	41.1	4	39	63	0

Punt Returns	Ret	FC	Yds	Avg	Long	TD
T.Benjamin	27	25	257	9.5	65t	1
D.King	1	1	2	2.0	2	0
Team	28	26	259	9.3	65t	1
Opponents	48	6	319	6.6	31	0

Kickoff Returns	No.	Yds	Avg	Long	TD
D.King	17	353	20.8	44	0
A.Ekeler	5	85	17.0	22	0
M.Davis	2	36	18.0	19	0
T.Palepoi	1	0	0.0	0	0
Team	25	474	19.0	44	0
Opponents	46	1150	25.0	71	0

Field Goals	1-19	20-29	30-39	40-49	50+
N.Novak	0/0	4/4	4/5	0/2	1/2
T.Coons	0/0	4/4	2/3	1/1	0/0
Y.Koo	0/0	2/2	0/0	1/4	0/0
N.Rose	0/0	1/1	0/0	0/1	0/1
Team	0/0	11/11	6/8	2/8	1/3
Opponents	0/0	5/5	8/8	6/8	4/6

Fumbles Lost: A.Ekeler 2, P.Rivers 1, Ty.Williams 1 **Total: 4**
Opponent Fumble Recoveries: M.Ingram 2, C.Hayward 2, D.Square 1, D.Perryman 1, H.Pullard 1, J.Brown 1, J.Bosa 1
Total: 9

Passing	Att	Cmp	Yds	Cmp%	Yds/Att	TD	TD%	Int	Int%	Long	Sack	Lost	Rating
P.Rivers	575	360	4515	62.6%	7.9	28	4.9%	10	1.7%	75t	18/	120	95.9
K.Clemens	8	6	36	75.0%	4.5	0	0.0%	1	12.5%	10	0/	0	43.8
Team	583	366	4551	62.8%	7.8	28	4.8%	11	1.9%	75t	18/	120	95.1
Opponents	524	329	3417	62.8%	6.5	17	3.2%	18	3.4%	87t	43/	261	78.1



2017 INDIVIDUAL DEFENSIVE STATISTICS

Official Totals — Based on coaches' film review through Dec. 31 vs. Oakland.

Player	— Tackles —			Sacks	Yards	Tackles for Loss	QB Hits	Interceptions	Passes Def.	— Fumbles —	
	Solo	Assisted	Total							Forced	Recoveries
Joey Bosa	61	38	99	12.5	66.0	17.5	22	0	2	4	1
Jahleel Addae	70	25	95	0.5	4.0	7.5	0	0	10	0	0
Hayes Pullard	53	26	79	0.0	0.0	2	0	1	1	0	1
Tre Boston	61	18	79	0.0	0.0	1	0	5	9	0	0
Jatavis Brown	58	20	78	0.0	0.0	2	2	0	0	0	1
Melvin Ingram	50	26	76	10.5	87.5	22.5	25	0	1	1	2
Desmond King	61	10	71	4.0	11.0	6	6	1	5	0	0
Adrian Phillips	50	10	60	0.0	0.0	1	1	2	6	1	0
Brandon Mebane	22	35	57	0.0	0.0	2	2	0	0	0	0
Trevor Williams	47	8	55	0.0	0.0	2	0	2	13	0	0
Denzel Perryman	29	22	51	0.0	0.0	2	0	0	2	0	1
Korey Toomer	29	17	46	1.0	9.0	1	1	1	3	2	0
Darius Philon	28	18	46	4.5	26.0	8.5	6	0	1	1	0
Damion Square	19	26	45	0.0	0.0	1	1	0	3	0	1
Casey Hayward	33	7	40	0.0	0.0	2	0	4	24	1	2
Kyle Emanuel	15	22	37	1.5	8.0	1.5	0	1	3	0	0
Tenny Palepoi	20	17	37	1.0	7.0	8	1	0	0	0	0
Corey Liuget	19	17	36	1.5	8.5	6.5	2	0	3	1	0
Chris McCain	20	8	28	5.0	30.0	6	1	0	1	2	0
Nigel Harris	7	1	8	0.0	0.0	0	0	0	0	0	0
Jerry Attaochu	4	2	6	0.0	0.0	1	0	0	0	0	0
Rayshawn Jenkins	4	1	5	0.0	0.0	0	0	0	1	0	0
Isaac Rochell	4	1	5	1.0	4.0	2	0	0	0	0	0
Michael Davis	4	0	4	0.0	0.0	0	0	0	2	0	0
Jason Verrett	1	0	1	0.0	0.0	0	0	0	0	0	0
Keenan Allen	0	0	0	0.0	0.0	0	0	1	1	0	0
Totals	769	375	1,144	43.0	261.0	103	70	18	91	13	9
Defensive Backs	331	79	410	4.5	15.0	19.5	7	14	70	2	2
Defensive Linemen	247	188	435	36.0	229.0	75	60	0	11	9	4
Linebackers	191	108	299	2.5	17.0	8.5	3	3	9	2	3
Offensive Players	0	0	0	0.0	0.0	0	0	1	1	0	0

SPECIAL TEAMS TACKLES

Player	Total Tackles
Nick Dzubnar.....	21
Austin Ekeler.....	17
Michael Davis.....	15
Rayshawn Jenkins.....	11
Derek Watt.....	11
James Onwualu.....	9
Desmond King.....	7
Adrian Phillips.....	6
Jatavis Brown.....	4
Jeff Cumberland.....	3
Kyle Emanuel.....	3
Nigel Harris.....	3
Sean McGrath.....	3
Hayes Pullard.....	3
Travis Coons.....	2
Andre Williams.....	2
Trevor Williams.....	2
Mike Windt.....	2
Jerry Attaochu.....	1
Drew Kaser.....	1
Josh Keyes.....	1
Chris McCain.....	1
Dexter McCoil.....	1
Korey Toomer.....	1
Totals.....	130



2018 PRESEASON STATISTICS

Los Angeles Chargers / Week 5 / Through Thursday, August 30, 2018 / Preseason

Won 2, Lost 2

8/11/2018	L	17- 24
8/18/2018	W	24- 14
8/25/2018	L	7- 36
8/30/2018	W	23- 21

at Arizona Cardinals
Seattle Seahawks
New Orleans Saints
at San Francisco 49ers

Los Angeles Chargers	Opponent
-------------------------	----------

Total First Downs

Rushing	30	20
Passing	27	36
Penalty	12	10
3rd Down: Made/Att	21/52	20/50
3rd Down Pct.	40.4%	40.0%
4th Down: Made/Att	1/4	4/5
4th Down Pct.	25.0%	80.0%

Possession Avg.

32:03 **27:57**

Total Net Yards

1067 **1074**

Avg. Per Game 266.8 268.5

Total Plays 238 222

Avg. Per Play 4.5 4.8

Net Yards Rushing

515 **317**

Avg. Per Game 128.8 79.3

Total Rushes 117 98

Net Yards Passing

552 **757**

Avg. Per Game 138.0 189.3

Sacked/Yards Lost 14/94 9/51

Gross Yards 646 808

Attempts/Completions 107/68 115/74

Completion Pct. 63.6% 64.3%

Had Intercepted 2 2

Punts/Average

20/46.5 **19/48.1**

Net Punting Avg.

39.1 **39.8**

Penalties/Yards

38/391 **30/273**

Fumbles/Ball Lost

3/3 **4/3**

Touchdowns

8 **11**

Rushing 4 6

Passing 3 3

Returns 1 2

Score By Periods

Team 20 17 21 13 0 71

Opponents 13 21 22 39 0 95

Scoring

TD Ru Pa Rt PAT FG 2Pt Pts

R.Aguayo 0 0 0 0 6/6 3/3 0 15

D.Newsme 2 2 0 0 0/0 0/0 0 12

C.Sturgis 0 0 0 0 2/2 2/3 0 8

T.Watson 1 1 0 0 0/0 0/0 0 6

G.Davis 1 0 1 0 0/0 0/0 0 6

M.Gordon 1 1 0 0 0/0 0/0 0 6

M.Williams 1 0 1 0 0/0 0/0 0 6

A.Patton 1 0 1 0 0/0 0/0 0 6

J.Jones 1 0 0 1 0/0 0/0 0 6

Team 8 4 3 1 8/8 5/6 0 71

Opponents 11 6 3 2 6/6 5/5 4 95

2-Pt. Conversions: Team 0/ 0, Opponents: 4/ 5

Sacks: C.Landrum 3.0, U.Nwosu 3.0, I.Rochell 2.0, J.Brown 1.0

Team: 9.0, Opponents: 14.0

Rushing

D.Newsome	42	150	3.6	31	2
A.Ekeler	11	72	6.5	21	0
G.Smith	9	63	7.0	20	0
C.Jones	9	56	6.2	26	0
M.Gordon	15	51	3.4	14	1
T.Watson	12	46	3.8	14	1
R.Hansbrough	6	32	5.3	12	0
J.Jackson	7	18	2.6	16	0
T.Benjamin	2	8	4.0	4	0
N.Shimonek	1	7	7.0	7	0
J.Jones	1	4	4.0	4	0
A.Scott	1	4	4.0	4	0
D.Watt	1	4	4.0	4	0
Team	117	515	4.4	31	4
Opponents	98	317	3.2	17	6

Receiving

D.Newsme	10	60	6.0	18	0
G.Davis	9	121	13.4	47t	1
A.Patton	9	75	8.3	21	1
A.Scott	8	82	10.3	22	0
A.Ekeler	5	55	11.0	39	0
M.Williams	4	56	14.0	25t	1
R.Hansbrough	3	29	9.7	12	0
S.Culkin	3	28	9.3	13	0
K.Allen	3	23	7.7	13	0
D.Watt	3	19	6.3	11	0
V.Green	2	25	12.5	20	0
M.Gordon	2	18	9.0	16	0
N.Spruce	2	12	6.0	7	0
T.Williams	1	21	21.0	21	0
J.Jones	1	7	7.0	7	0
J.Hamm	1	6	6.0	6	0
A.Manzo-Lewis	1	5	5.0	5	0
J.Liggins	1	4	4.0	4	0
B.Johnson	0	0	0	0	0
T.Benjamin	0	0	0	0	0
B.Bowman	0	0	0	0	0
Team	68	646	9.5	47t	3
Opponents	74	808	10.9	52	3

Interceptions

Player	No.	Yds	Avg	Long	TD
B.Facyson	1	9	9.0	9	0
D.James	1	0	0.0	0	0
Team	2	9	4.5	9	0
Opponents	2	65	32.5	58t	1

Punting

S.Tripucka	11	497	45.2	37.3	0	2	56	0
D.Kaser	9	432	48.0	41.3	0	5	57	0
Team	20	929	46.5	39.1	0	7	57	0
Opponents	19	914	48.1	39.8	2	5	59	0
Punt Returns			Pnt	EC	Yds		Avg	Long
								TD

Punt Returns

J.Jones	7	1	88	12.6	72t	1
A.Scott	4	1	11	2.8	9	0
T.Benjamin	1	0	19	19.0	19	0
Team	12	2	118	9.8	72t	1
Opponents	14	2	147	10.5	38	0

Kickoff Returns

J.Jones	6	137	22.8	30	0
A.Scott	4	98	24.5	39	0
D.Newsme	1	63	63.0	63	0
D.King	1	19	19.0	19	0
Team	12	317	26.4	63	0
Opponents	8	164	20.5	30	0

Field Goals

C.Sturgis	0/0	0/0	1/1	1/2	0/0
R.Aguayo	0/0	1/1	2/2	0/0	0/0
Team	0/0	1/1	3/3	1/2	0/0
Opponents	0/0	3/3	2/2	0/0	0/0

Fumbles Lost: G.Smith 1, D.Watt 1, C.Jones 1 **Total: 3**

Fumbles Lost: G.Smith 1, D.Watt 1, C.Jones 1 **Total: 3**

Opponent Fumble Recoveries: B.Mebane 1, T.Brown 1,

S.Richardson 1 **Total: 3**

Passing

G.Smith	48	31	364	64.6%	7.6	2	4.2%	2	4.2%	47t	7/	33	84.0
C.Jones	25	13	111	52.0%	4.4	1	4.0%	0	0.0%	14	4/	34	77.3
P.Rivers	14	11	91	78.6%	6.5	0	0.0%	0	0.0%	21	0/	0	93.8
N.Shimonek	20	13	80	65.0%	4.0	0	0.0%	0	0.0%	12	3/	27	72.9
Team	107	68	646	63.6%	6.0	3	2.8%	2	1.9%	47t	14/	94	81.8
Opponents	115	74	808	64.3%	7.0	3	2.6%	2	1.7%	52	9/	51	86.4



WEEK 1 RECAP - CHIEFS 38, CHARGERS 28

The Los Angeles Chargers dropped their season opener to the Kansas City Chiefs 38-28 Sunday from ROKiT Field at StubHub Center.

Running backs Melvin Gordon and Austin Ekeler combined for 292 total yards and a touchdown, but it wasn't enough to make up for the explosiveness of wide receiver Tyreek Hill and the rest of the Chiefs' high-powered offense. Kansas City has now won its last nine games over the Chargers.

After a three-and-out by the Chargers offense to begin the game, Hill returned a punt 91 yards for a touchdown to make the score 7-0 after a Harrison Butker extra point.

Los Angeles responded with an eight-play, 48-yard drive that ended with Caleb Sturgis converting a 45-yard field goal - his first with the Chargers. Kansas City led 7-3, but Hill wasn't done adding to the visitors' lead.

On the fifth play of the Chiefs' next possession, quarterback Patrick Mahomes found Hill over the middle for a 58-yard touchdown - 46 of those yards came after the catch. Hill touched the ball three times in the first quarter, scored two touchdowns and gained 179 all-purpose yards. Kansas City led 14-6 after the first quarter.

The Chargers found their rhythm on offense early in the second quarter. Gordon and Ekeler combined for 75 total yards on a 12-play, 96-yard drive that was capped off by a

13-yard Ekeler touchdown reception from Philip Rivers. A failed two-point conversion cut Kansas City's lead to 14-12.

The Chiefs added a 46-yard Butker field goal to extend their advantage to 17-12 at halftime.

Kansas City opened the second half with an 11-play, 75-yard touchdown drive. A one-yard reception from Mahomes to wide receiver De'Anthony Thomas made the score 24-12 after another Butker extra point. Mahomes would later hit fullback Anthony Sherman for a 36-yard touchdown, giving the Chiefs a 31-12 advantage after three quarters.

Rivers found wide receiver Keenan Allen for a 20-yard touchdown reception to open the fourth quarter, cutting Kansas City's lead to 31-20 after Antonio Gates caught the two-point conversion.

Rivers finished the game 34-of-51 for 424 yards, three touchdowns and an interception. Allen caught eight balls for 108 yards and a touchdown. Gordon finished with 166 total yards and added a two-point conversion. Ekeler had 126 total yards and a receiving touchdown.

		1	2	3	4	OT	Total
VISITOR:	Kansas City Chiefs	14	3	14	7	0	38
HOME:	Los Angeles Chargers	6	6	0	16	0	28

Scoring Plays

Team	Qtr	Time	Play Description (Extra Point) (Drive Info)	Visitor	Home
Chiefs	1	13:03	T.Hill 91 yd. punt return (H.Butker kick)	7	0
Chargers	1	9:20	C.Sturgis 45 yd. Field Goal (8-48, 3:43)	7	3
Chiefs	1	6:39	T.Hill 58 yd. pass from P.Mahomes (H.Butker kick) (5-75, 2:41)	14	3
Chargers	1	0:21	C.Sturgis 39 yd. Field Goal (6-39, 3:41)	14	6
Chargers	2	7:47	A.Ekeler 13 yd. pass from P.Rivers (pass failed) (12-96, 6:11)	14	12
Chiefs	2	2:00	H.Butker 46 yd. Field Goal (11-47, 5:47)	17	12
Chiefs	3	9:25	D.Thomas 1 yd. pass from P.Mahomes (H.Butker kick) (11-75, 5:35)	24	12
Chiefs	3	0:48	A.Sherman 36 yd. pass from P.Mahomes (H.Butker kick) (6-86, 3:28)	31	12
Chargers	4	12:04	K.Allen 20 yd. pass from P.Rivers (P.Rivers-A.Gates pass) (9-91, 3:44)	31	20
Chiefs	4	9:42	T.Hill 1 yd. pass from P.Mahomes (H.Butker kick) (3-2, 0:40)	38	20
Chargers	4	5:01	Ty.Williams 4 yd. pass from P.Rivers (M.Gordon run) (10-75, 4:41)	38	28

Paid Attendance: 25,351

Time: 3:08

Kansas City Chiefs vs Los Angeles Chargers
9/9/2018 at StubHub Center

Final Team Statistics

	Visitor Chiefs	Home Chargers
TOTAL FIRST DOWNS	19	33
By Rushing	7	7
By Passing	10	23
By Penalty	2	3
THIRD DOWN EFFICIENCY	4-10-40%	3-11-27%
FOURTH DOWN EFFICIENCY	0-0-0%	1-1-100%
TOTAL NET YARDS	362	541
Total Offensive Plays (inc. times thrown passing)	55	74
Average gain per offensive play	6.6	7.3
NET YARDS RUSHING	106	123
Total Rushing Plays	27	22
Average gain per rushing play	3.9	5.6
Tackles for a loss-number and yards	4-10	1-2
NET YARDS PASSING	256	418
Times thrown - yards lost attempting to pass	1-0	1-0
Gross yards passing	256	424
PASS ATTEMPTS-COMPLETIONS-HAD INTERCEPTED	27-15-0	51-34-1
Avg gain per pass play (inc. # thrown passing)	9.1	8.0
KICKOFFS Number-In End Zone-Touchbacks	7-7-5	6-5-4
PUNTS Number and Average	5-51.2	3-48.0
Had Blocked	0	0
FGs - PATs Had Blocked	0-0	0-0
Net Punting Average	52.2	16.3
TOTAL RETURN YARDAGE (Not Including Kickoffs)	95	-5
No. and Yards Punt Returns	2-95	2-5
No. and Yards Kickoff Returns	2-33	2-36
No. and Yards Interception Returns	1-0	0-0
PENALTIES Number and Yards	6-50	7-45
FUMBLES Number and Lost	0-0	2-1
TOUCHDOWNS	5	3
Rushing	0	0
Passing	4	3
Punt Returns	1	0
EXTRA POINTS Made-Attempts	5-5	2-3
Kicking Made-Attempts	5-5	0-0
Passing Made-Attempts	0-0	1-2
Rushing Made-Attempts	0-0	1-1
FIELD GOALS Made-Attempts	1-1	2-3
RED ZONE EFFICIENCY	2-2-100%	2-2-100%
GOAL TO GO EFFICIENCY	2-2-100%	1-1-100%
SAFETIES	0	0
FINAL SCORE	38	28

Kansas City Chiefs vs Los Angeles Chargers
9/9/2018 at StubHub Center

Final Individual Statistics

Kansas City Chiefs													Los Angeles Chargers												
RUSHING													RUSHING												
	ATT	YDS	AVG	LG	TD								ATT	YDS	AVG	LG	TD								
K.Hunt	16	49	3.1	13	0	M.Gordon							15	64	4.3	18	0								
S.Ware	3	32	10.7	27	0	A.Ekeler							5	39	7.8	10	0								
P.Mahomes	5	21	4.2	8	0	T.Benjamin							1	19	19.0	19	0								
T.Hill	2	4	2.0	7	0	D.Watt							1	1	1.0	1	0								
Dam. Williams	1	0	0.0	0	0																				
Total	27	106	3.9	27	0	Total							22	123	5.6	19	0								
PASSING													PASSING												
	ATT	CMP	YDS	SK/YD	TD	LG	IN	RT					ATT	CMP	YDS	SK/YD	TD	LG	IN	RT					
P.Mahomes	27	15	256	1/0	4	58	0	127.5	P.Rivers				51	34	424	1/6	3	30	1	103.7					
Total	27	15	256	1/0	4	58	0	127.5	Total				51	34	424	1/6	3	30	1	103.7					
PASS RECEIVING													PASS RECEIVING												
	TAR	REC	YDS	AVG	LG	TD							TAR	REC	YDS	AVG	LG	TD							
T.Hill	8	7	169	24.1	58	2	M.Gordon						13	9	102	11.3	25	0							
S.Watkins	5	3	21	7.0	16	0	K.Allen						11	8	108	13.5	23	1							
A.Sherman	1	1	36	36.0	36	1	A.Ekeler						5	5	87	17.4	30	1							
C.Conley	1	1	15	15.0	15	0	M.Williams						6	5	81	16.2	25	0							
S.Ware	1	1	8	8.0	8	0	V.Green						2	2	21	10.5	15	0							
T.Kelce	6	1	6	6.0	6	0	A.Gates						3	2	16	8.0	9	0							
D.Thomas	2	1	1	1.0	1	1	Ty.Williams						5	2	8	4.0	4	1							
K.Hunt	1	0	0	0.0	0	0	T.Benjamin						5	1	1	1.0	1	0							
Total	25	15	256	17.1	58	4	Total						50	34	424	12.5	30	3							
INTERCEPTIONS													INTERCEPTIONS												
	NO	YDS	AVG	LG	TD								NO	YDS	AVG	LG	TD								
R.Parker	1	0	0.0	0	0																				
Total	1	0	0.0	0	0	Total							0	0	0.0	0	0								
PUNTING													PUNTING												
	NO	YDS	AVG	NET	TB	IN20	LG						NO	YDS	AVG	NET	TB	IN20	LG						
D.Colquhitt	5	256	51.2	52.2	0	3	67	D.Kaser					2	120	60.0	12.5	0	0	63						
								C.Sturgis					1	24	24.0	24.0	0	1	24						
Total	5	256	51.2	52.2	0	3	67	Total					3	144	48.0	16.3	0	1	63						
PUNT RETURNS													PUNT RETURNS												
	NO	YDS	AVG	FC	LG	TD							NO	YDS	AVG	FC	LG	TD							
T.Hill	2	95	47.5	0	91	1	T.Benjamin						1	-1	-1.0	0	-1	0							
[DOWNED]	1	0	0.0	0	0	0	J.Jones						1	-4	-4.0	1	-4	0							
							[DOWNED]						2	0	0.0	0	0	0							
Total	2	95	47.5	0	91	1	Total						2	-5	-2.5	1	0	0							
KICKOFF RETURNS													KICKOFF RETURNS												
	NO	YDS	AVG	FC	LG	TD							NO	YDS	AVG	FC	LG	TD							
D.Thomas	2	33	16.5	0	26	0	J.Jones						2	36	18.0	0	23	0							
[TOUCHBACK]	4	0	0.0	0	0	0	[TOUCHBACK]						5	0	0.0	0	0	0							
Total	2	33	16.5	0	26	0	Total						2	36	18.0	0	23	0							
Kansas City Chiefs													Los Angeles Chargers												
FUMBLES													FUMBLES												
	FUM	LOST	OWN-REC	YDS	TD	FORCED	OPP-REC	YDS	TD	OUT-BDS			FUM	LOST	OWN-REC	YDS	TD	FORCED	OPP-REC	YDS	TD	OUT-BDS			
D.Thomas	0	0	0	0	0	1	0	0	0	0			J.Jones	2	1	1	0	0	0	0	0	0	0		
J.Wilchester	0	0	0	0	0	0	1	0	0	0			Total	2	1	1	0	0	0	0	0	0	0		
Total	0	0	0	0	0	0	1	1	0	0															



WEEK 2 RECAP - CHARGERS 31, BILLS 20

The Los Angeles Chargers beat the Buffalo Bills 31-20 on Sunday at New Era Field for their first win of the 2018 season.

Running back Melvin Gordon scored three touchdowns – all in the first half – while Philip Rivers spread the ball to six different receivers and finished an efficient 23-of-27 for 256 yards and three touchdowns. The Chargers' defense was credited with five sacks. They hit rookie quarterback Josh Allen eight times and picked him off twice.

A pair of Chargers defensive rookies set the early tone for a dominant first half. On Buffalo's first possession, Allen – while trying to avoid a blitzing Derwin James – was sacked by linebacker Uchenna Nwosu. James added a tackle for loss later in the first quarter.

Both defensive plays were key in setting up the Chargers' first two scores of the day. Wide receiver Mike Williams caught his first career touchdown – a 10-yard pass from Rivers – to give L.A. a 7-0 lead. It capped a three-play, 38-yard drive which also included a 25-yard reception by tight end Virgil Green.

On the Bolts' next offensive possession, Gordon finished a six-play, 61-yard drive with a 20-yard touchdown run. Los Angeles led 14-0 after the first quarter – and Gordon wasn't done.

After a Buffalo field goal, the Chargers marched down the field again courtesy of two Austin Ekeler rushes (22 and 16 yards) and a 23-yard reception by Green. This time, Gordon scored on a nine-yard reception from Rivers.

The hat trick for No. 28 came on a two-yard touchdown reception from Rivers with two minutes remaining in the second quarter. Los Angeles led 28-6 at halftime. Gordon finished the game with 66 total yards.

Ekeler rushed for a career-high 77 yards on 11 carries. Defensive end Melvin Ingram notched 1.5 sacks and three quarterback hits. James had six total tackles – two for loss – and a sack. Safety Adrian Phillips and rookie linebacker Kyzir White added two second-half interceptions of Allen.

Dating back to last season, Los Angeles has outscored Buffalo 85-44 in two meetings.

		1	2	3	4	OT	Total
VISITOR:	Los Angeles Chargers	14	14	0	3	0	31
HOME:	Buffalo Bills	0	6	7	7	0	20

Scoring Plays

Team	Qtr	Time	Play Description (Extra Point) (Drive Info)	Visitor	Home
Chargers	1	9:26	M.Williams 10 yd. pass from P.Rivers (C.Sturgis kick) (3-38, 1:27)	7	0
Chargers	1	4:18	M.Gordon 20 yd. run (C.Sturgis kick) (6-61, 3:24)	14	0
Bills	2	13:38	S.Hauschka 43 yd. Field Goal (12-51, 5:40)	14	3
Chargers	2	10:43	M.Gordon 9 yd. pass from P.Rivers (C.Sturgis kick) (5-75, 2:55)	21	3
Chargers	2	1:55	M.Gordon 2 yd. pass from P.Rivers (C.Sturgis kick) (12-81, 6:46)	28	3
Bills	2	0:47	S.Hauschka 40 yd. Field Goal (6-52, 1:08)	28	6
Bills	3	11:06	C.Ivory 1 yd. run (S.Hauschka kick) (7-75, 3:54)	28	13
Chargers	4	3:50	C.Sturgis 24 yd. Field Goal (7-11, 3:10)	31	13
Bills	4	0:38	K.Benjamin 3 yd. pass from J.Allen (S.Hauschka kick) (12-75, 3:12)	31	20

Los Angeles Chargers vs Buffalo Bills
9/16/2018 at New Era Field

Final Team Statistics

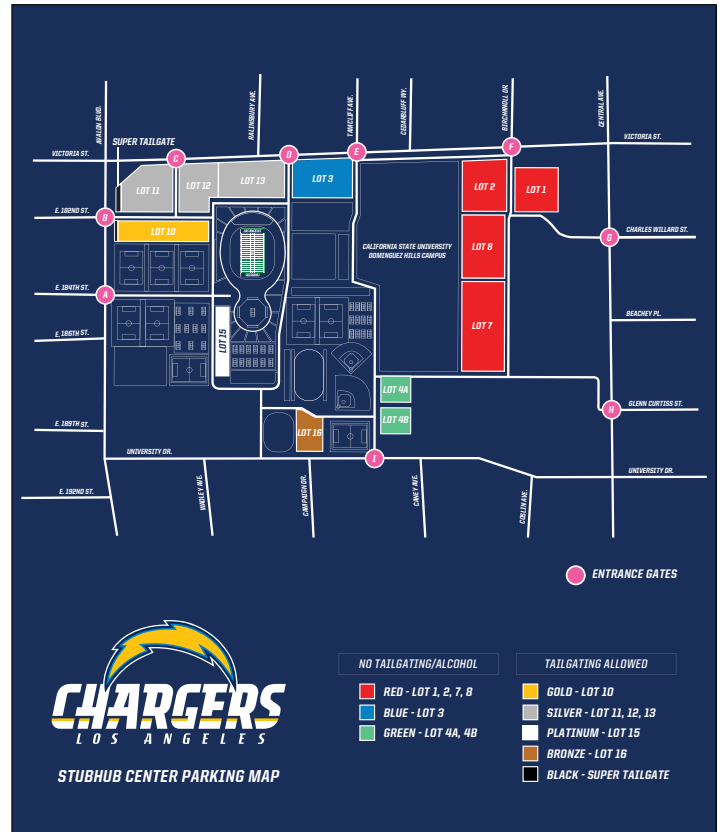
	Visitor Chargers	Home Bills
TOTAL FIRST DOWNS	21	17
By Rushing	5	5
By Passing	16	10
By Penalty	0	2
THIRD DOWN EFFICIENCY	3-9-33%	5-14-36%
FOURTH DOWN EFFICIENCY	0-0-0%	0-0-0%
TOTAL NET YARDS	349	293
Total Offensive Plays (inc. times thrown passing)	55	60
Average gain per offensive play	6.3	4.9
NET YARDS RUSHING	109	64
Total Rushing Plays	26	22
Average gain per rushing play	4.2	3.8
Tackles for a loss-number and yards	3-8	2-7
NET YARDS PASSING	240	209
Times thrown - yards lost attempting to pass	2-16	5-36
Gross yards passing	256	245
PASS ATTEMPTS-COMPLETIONS-HAD INTERCEPTED	27-23-0	33-18-2
Avg gain per pass play (inc.# thrown passing)	8.3	5.5
KICKOFFS Number-In End Zone-Touchbacks	6-5-4	5-4-4
PUNTS Number and Average	5-46.6	5-44.6
Had Blocked	0	0
FGs - PATs Had Blocked	0-0	0-0
Net Punting Average	41.4	37.2
TOTAL RETURN YARDAGE (Not Including Kickoffs)	26	6
No. and Yards Punt Returns	3-17	1-6
No. and Yards Kickoff Returns	1-25	2-48
No. and Yards Interception Returns	2-9	0-0
PENALTIES Number and Yards	6-45	6-31
FUMBLES Number and Lost	2-0	1-0
TOUCHDOWNS	4	2
Rushing	1	1
Passing	3	1
EXTRA POINTS Made-Attempts	4-4	2-2
Kicking Made-Attempts	4-4	2-2
FIELD GOALS Made-Attempts	1-1	2-2
RED ZONE EFFICIENCY	3-4-75%	2-3-67%
GOAL TO GO EFFICIENCY	1-2-50%	2-2-100%
SAFETIES	0	0
FINAL SCORE	31	20
TIME OF POSSESSION	33:02	26:58

Los Angeles Chargers vs Buffalo Bills
9/16/2018 at New Era Field

Final Individual Statistics

Los Angeles Chargers													Buffalo Bills												
RUSHING													RUSHING												
	ATT	YDS	AVG	LG	TD								ATT	YDS	AVG	LG	TD								
A.Ekeler	11	77	7.0	22	0	L.McCoy							9	39	4.3	27	0								
M.Gordon	9	28	3.1	20	1	J.Allen							8	32	4.0	14	0								
P.Rivers	3	5	1.7	7	0	C.Ivory							2	7	3.5	6	1								
J.Jones	1	0	0.0	0	0	M.Murphy							3	6	2.0	5	0								
D.Nwosu	1	0	0.0	0	0																				
G.Smith	1	-1	-1.0	-1	0																				
Total	26	109	4.2	22	1	Total							22	84	3.8	27	1								
PASSING													PASSING												
	ATT	CMP	YDS	SK/YD	TD	LG	IN	RT					ATT	CMP	YDS	SK/YD	TD	LG	IN	RT					
P.Rivers	27	23	256	2/16	3	25	0	143.2	J.Allen				33	18	245	5/36	1	57	2	63.3					
Total	27	23	256	2/16	3	25	0	143.2	Total				33	18	245	5/36	1	57	2	63.3					
PASS RECEIVING													PASS RECEIVING												
	TAR	REC	YDS	AVG	LG	TD							TAR	REC	YDS	AVG	LG	TD							
K.Allen	8	6	67	11.2	16	0	L.McCoy						4	4	29	7.3	9	0							
M.Gordon	7	6	38	6.3	10	2	Z.Jones						3	2	63	31.5	57	0							
V.Green	3	3	55	18.3	25	0	R.Foster						3	2	30	15.0	19	0							
Ty.Williams	3	3	48	16.0	22	0	C.Clay						3	2	29	14.5	21	0							
A.Ekeler	3	3	21	7.0	10	0	K.Benjamin						3	2	19	9.5	16	1							
M.Williams	2	2	27	13.5	17	1	J.Croom						4	2	7	3.5	6	0							
A.Gates	1	0	0	0.0	0	0	C.Ivory						2	1	30	30.0	30	0							
							P.D.Marcos						1	1	24	24.0	24	0							
							M.Murphy						5	1	7	7.0	7	0							
							A.L Holmes						1	1	7	7.0	7	0							
							L.Thomas						4	0	0	0.0	0	0							
Total	27	23	256	11.1	25	3	Total						33	18	245	13.6	57	1							
INTERCEPTIONS													INTERCEPTIONS												
	NO	YDS	AVG	LG	TD								NO	YDS	AVG	LG	TD								
K.White	1	9	9.0	9	0																				
A.Phillips	1	0	0.0	0	0																				
Total	2	9	4.5	9	0	Total							0	0	0.0	0	0	0							
PUNTING													PUNTING												
	NO	YDS	AVG	NET	TB	IN20	LG						NO	YDS	AVG	NET	TB	IN20	LG						
D.Kaser	5	233	46.6	41.4	1	2	66	C.Bjorkquist					5	223	44.6	37.2	1	2	54						
Total	5	233	46.6	41.4	1	2	66	Total					5	223	44.6	37.2	1	2	54						
PUNT RETURNS													PUNT RETURNS												
	NO	YDS	AVG	FC	LG	TD							NO	YDS	AVG	FC	LG	TD							
J.Jones	3	17	5.7	1	10	0	M.Murphy						1	6	6.0	1	6	0							
[TOUCHBACK]	1	0	0.0	0	0	0	[DOWNED]						1	0	0.0	0	0	0							
							[OUT OF BOUNDS]						1	0	0.0	0	0	0							
							[TOUCHBACK]						1	0	0.0	0	0	0							
Total	3	17	5.7	1	10	0	Total						1	6	6.0	1	6	0							
KICKOFF RETURNS													KICKOFF RETURNS												
	NO	YDS	AVG	FC	LG	TD							NO	YDS	AVG	FC	LG	TD							
K.Allen	1	25	25.0	0	25	0	M.Murphy						2	48	24.0	0	26	0							
[TOUCHBACK]	4	0	0.0	0	0	0	[TOUCHBACK]						4	0	0.0	0	0	0							
Total	1	25	25.0	0	25	0	Total						2	48	24.0	0	26	0							
Los Angeles Chargers FUMBLES													Buffalo Bills FUMBLES												
	FUM	LOST	OWN-REC	YDS	TD	FORCED	OPP-REC	YDS	TD	OUT-BDS			FUM	LOST	OWN-REC	YDS	TD	FORCED	OPP-REC	YDS	TD	OUT-BDS			
Ty.Williams	1	0	1	0	0	0	0	0	0	0			1	0	1	0	0	0	0	0	0	0			
P.Rivers	1	0	0	-4	0	0	0	0	0	0			0	0	0	0	0	0	0	0	0	0			
A.Ekeler	0	0	1	0	0	0	0	0	0	0			0	0	0	0	0	0	0	0	0	0			
Total	2	0	2	-4	0	0	0	0	0	0			1	0	1	0	0	0	0	0	0	0			
Buffalo Bills FUMBLES													Buffalo Bills FUMBLES												
	FUM	LOST	OWN-REC	YDS	TD	FORCED	OPP-REC	YDS	TD	OUT-BDS			FUM	LOST	OWN-REC	YDS	TD	FORCED	OPP-REC	YDS	TD	OUT-BDS			
M.Murphy	1	0	1	0	0	0	0	0	0	0			0	0	0	0	0	0	0	0	0	0			
J.Poyer	0	0	0	0	0	0	1	0	0	0			0	0	0	0	0	0	0	0	0	0			

MEDIA INFORMATION



GAME-DAY MEDIA PARKING: Media attending Chargers home games have been assigned reserved areas to park at StubHub Center. Please refer to the map on the back of your assigned parking permit. Media should enter the parking lot through the main gate, located off of South Avalon Blvd. Media must park in the assigned area and display parking permits at all times. As a reminder, parking is limited and is being provided as a courtesy.

MEDIA ENTRANCE: All credentialed media must enter through SE Media Gate and are subject to search procedures. Please be prepared to open all cases and bags for inspection by stadium security personnel. All items will be inspected and tagged for security purposes. Please make sure bags are identifiable and limit carry-in items to only what is necessary. Remove any security tags from prior games.

CHARGERS.COM AND CHARGERSMEDIA.COM

Chargers.com features the latest news on the Los Angeles Chargers, including player features. The site also includes player bios, rosters, the depth chart, transactions and more. It is the quickest and easiest way to find the latest information on the Los Angeles Chargers.

Chargers.com/media is a website available to assist media with coverage leading up to our game and can be accessed at www.chargers.com/media. The media site contains digital copies of the 2018 Los Angeles Chargers Media Guide, game releases, press releases, and transcripts. The link to apply for credentials is also on the site.

PRESS WILL CALL

Press Will Call is located at the NW Box Office and opens four hours prior to kickoff.

PRESS BOX

The telephone number in the StubHub Center press box is (310) 630-4522. The visiting press box is (310) 630-4523. The press box is equipped with wireless internet. Contact the Chargers' PR staff for additional support.

LOS ANGELES CHARGERS PUBLIC RELATIONS CONTACTS

NAME	TITLE	PHONE	EMAIL
Josh Rupprecht	Vice President, Public Relations	657.356.2190	Josh.Rupprecht@Chargers.NFL.com
Skip Powers	Senior Manager, Football Public Relations	657.356.2159	Skip.Powers@Chargers.NFL.com
Jennifer Rojas	Senior Manager, Corporate Public Relations	657.356.2162	Jennifer.Rojas@Chargers.NFL.com
Jamaal LaFrance	Manager, Public Relations	657.356.2063	Jamaal.LaFrance@Chargers.NFL.com
Brock Anderson	Coordinator, Public Relations	657.356.2082	Brock.Anderson@Chargers.NFL.com
Lauren Meyer	Coordinator, Public Relations	657.356.2161	Lauren.Meyer@Chargers.NFL.com





***PLAYER
CAPSULES***

JAHLEEL ADDAE

SAFETY

CENTRAL MICHIGAN

5-10 | 195 LBS | VALRICO, FLA.

FREE AGENT - 2013

EXPERIENCE: 6TH NFL SEASON

6TH YEAR WITH CHARGERS



37

2018: Started both games at S...Posted 10 tackles (nine solo) and a pass defended...**vs. Kansas City (Sept. 9):** Recorded four solo stops after opening the game at S...Played all 56 defensive snaps and six on special teams...**at Buffalo (Sept. 16):** Recorded six tackles (five solo) and a pass defended after opening the game at S...Appeared on all 62 defensive snaps and four on special team.

2018, LOS ANGELES CHARGERS

Date	Opp.	Games		Tackles							Interceptions					Fumbles	
		Res.	P/S	Tot	So	As	Sk	Yd	TFL	No.	Yd	Lg	TD	PD	FF	FR	
09/09	KC	L	1/1	4	4	0	0	0	0	0	0	0	0	0	0	0	
09/16	at Buf	W	1/1	6	5	1	0	0	0	0	0	0	0	1	0	0	
09/23	at LAR																
09/30	SF																
10/07	Oak																
10/14	at Cle																
10/21	Ten*																
11/04	at Sea																
11/11	at Oak																
11/18	Den																
11/25	Ari																
12/02	at Pit																
12/09	Cin																
12/13	at KC																
12/22-23	Bal																
12/30	at Den																
'18 TOTALS		1-1	2/2	10	9	1	0.0	0	0	0	0	0	0	1	0	0	
*Game played at Wembley Stadium in London, England.																	

*Game played at Wembley Stadium in London, England.

JAHLEEL ADDAE NFL STATISTICS

Year	Team	GP	GS	- Tackles -					Yds	TFL	- Interceptions -					- Fumbles -			ST Tackles
				Total	Solo	Asst	Sacks				No.	Yds	Lg	TD	PD	FF	FR	Yds	
2013	San Diego	16	2	32	26	6	1.0	10	1		0	0	-	0	2	0	0	0	9
2014	San Diego	11	5	48	39	9	1.0	6	1		0	0	-	0	1	2	1	0	4
2015	San Diego	13	12	65	55	10	1.0	12	2		0	0	-	0	4	0	1	0	1
2016	San Diego	8	8	49	42	7	0.0	0	3		1	90	90t	1	3	0	0	0	2
2017	Los Angeles Chargers	16	16	95	70	25	0.5	4	7.5		0	0	-	0	10	0	0	0	0
2018	Los Angeles Chargers	2	2	10	9	1	0	0	0		0	0	-	0	1	0	0	0	0
NFL Totals		66	45	299	241	58	3.5	32	14.5		1	90	90t	1	21	2	2	0	16
Year	Team	GP	GS	- Tackles -					Yds	TFL	- Interceptions -					- Fumbles -			ST Tackles
				Total	Solo	Asst	Sacks				No.	Yds	Lg	TD	PD	FF	FR	Yds	
2013	San Diego	2	1	13	10	3	0.0	0	1		0	0	-	0	1	1	1	0	0

CAREER REGULAR-SEASON SACKS (3.5)

1.0 Blake Bortles | 1.0 Chad Henne
1.0 Derek Carr | 0.5 Bryce Petty

CAREER TOUCHDOWNS (1)

vs. Kansas City (Jan. 1, 2017), 90-yard interception return

CAREER REGULAR-SEASON INTERCEPTIONS (1)

1 Alex Smith

CAREER NFL TRANSACTIONS

2013 Signed by San Diego Chargers as undrafted free agent, April 27.
2016 Re-signed by Chargers as restricted free agent, March 24.
2017 Re-signed by Los Angeles Chargers as unrestricted free agent, March 9.

SINGLE-GAME CAREER HIGHS

REGULAR SEASON

Tackles 11 – Oct. 1, 2017 vs. Philadelphia
Sacks 1.0 (three times) – Last: Dec. 24, 2015 at Oakland
Interceptions 1 – Jan. 1, 2017 vs. Kansas City

POSTSEASON

Tackles 8 – Jan. 12, 2014 at Denver

KEENAN ALLEN


WIDE RECEIVER CALIFORNIA

6-2 | 211 LBS | GREENSBORO, N.C.

DRAFT 3 - 2013

EXPERIENCE: 6TH NFL SEASON

6TH YEAR WITH CHARGERS



13

2018: Started at WR twice...Totaled 14 catches for 175 yards (12.5 avg.) and a TD...Extended his team-record streak of multi-catch games to 54 contests...Posted a 100-yard game to reach 19 for his career, moving into a tie with WR Anthony Miller for the seventh-most in Chargers history...Brought his career receiving yardage total to 4,185, moving past WR Tony Martin (4,184) for No. 10 in career receiving yards in team history...**vs. Kansas City (Sept. 9):** Started at WR and played 72 offensive snaps, finishing with 108 receiving yards and a TD on eight catches (13.5 avg.)...It marked the 19th 100-yard game of his career, moving into a tie with Anthony Miller for the seventh-most 100-yard performances in team annals...The performance was his second 100-yard game in Week 1 (166 yards on Sept. 13, 2015 vs. Detroit)...The eight catches gave him the 53rd game of his career with multiple catches, breaking a tie with Hall of Fame TE Kellen Winslow for the longest multi-catch streak in team history...Motioned from right-to-left on third-and-two in the fourth quarter before shaking off CB Orlando Scandrick with a double-move at the line of scrimmage before catching the arching pass from QB Philip Rivers in the front, right corner of the end zone for a 20-yard TD...In the first quarter, provided downfield blocking with TE Virgil Green to spring WR Travis Benjamin free for a 19-yard rush...**at Buffalo (Sept. 16):** Appeared on 51 plays on offense and one on special teams after opening the game at WR...Registered 67 receiving yards on six catches (11.2 avg.), increasing his career total to 4,185 to pass Tony Martin (4,184) for No. 10 in team history...Caught multiple passes for a team-record 54th-straight regular-season game, the fourth-longest active streak.

2018, LOS ANGELES CHARGERS																
Date	Opp.	Res.	Games		No.	Receiving				TD	Rushing					Total Off.
			P/S			Yds	Avg.	Lg	Att		Yds	Avg.	Lg	TD		
09/09	KC	L	1/1		8	108	13.5	23	1		0	0	-	-	0	108
09/16	at Buf	W	1/1		6	67	11.2	16	0		0	0	-	-	0	67
09/23	at LAR															
09/30	SF															
10/07	Oak															
10/14	at Cle															
10/21	Ten*															
11/04	at Sea															
11/11	at Oak															
11/18	Den															
11/25	Ari															
12/02	at Pit															
12/09	Cin															
12/13	at KC															
12/22-23	Bal															
12/30	at Den															
'18 TOTALS			1-1	2/2	14	175	12.5	23	1		0	0	-	-	0	175
*Game played at Wembley Stadium in London, England.																

*Game played at Wembley Stadium in London, England.

KEENAN ALLEN NFL STATISTICS

Year	Team	GP	GS	No.	- Receiving -				Att	- Rushing -				Yards
					Yds	Avg.	Lg	TD		Yds	Avg.	Lg	TD	
2013	San Diego	15	14	71	1,046	14.7	43	8	0	0	-	-	0	1,046
2014	San Diego	14	14	77	783	10.2	35	4	0	0	-	-	0	783
2015	San Diego	8	8	67	725	10.8	38	4	0	0	-	-	0	725
2016	San Diego	1	1	6	63	10.5	15	0	0	0	-	-	0	63
2017	Los Angeles Chargers	16	15	102	1,393	13.7	51	6	2	9	4.5	6	0	1,402
2017	Los Angeles Chargers	2	2	14	175	12.5	23	1	0	0	-	-	0	175
NFL Totals		56	54	337	4,185	12.4	51	53	2	9	4.5	6	0	4,194

Year	Team	No.	- Kickoff Returns -				No.	FC	- Punt Returns -				Yards
			Yds	Avg.	Lg	TD			Yds	Avg.	Lg	TD	
2013	San Diego	0	0	-	-	0	15	13	125	8.3	28	0	1,171
2014	San Diego	0	0	-	-	0	11	11	99	9.0	29	0	882
2015	San Diego	0	0	-	-	0	3	4	5	1.7	5	0	730
2016	San Diego	0	0	-	-	0	0	0	0	-	-	0	63
2017	Los Angeles Chargers	0	0	-	-	0	0	0	0	-	-	0	1,269
2018	Los Angeles Chargers	1	25	25.0	25	0	0	0	0	-	-	0	200
NFL Totals		1	25	25.0	25	0	29	28	229	7.9	29	0	4,315

Year	Team	GP	GS	No.	- Receiving -				Att	- Rushing -				Yards
					Yds	Avg.	Lg	TD		Yds	Avg.	Lg	TD	
2013	San Diego	2	2	8	163	20.4	49	2	0	0	-	-	0	163

Year	Team	No.	- Kickoff Returns -				No.	FC	- Punt Returns -				Yards
			Yds	Avg.	Lg	TD			Yds	Avg.	Lg	TD	
2013	San Diego	0	0	-	-	0	0	2	0	-	-	0	163

CAREER NFL TRANSACTIONS

2013	Selected by San Diego Chargers in the third round (76th overall) of NFL Draft, April 26...Signed rookie contract, May 9.
2015	Placed on Reserve/Injured (kidney), Nov. 3.
2016	Signed contract extension, June 11...Placed on Reserve/Injured (knee), Sept. 12.

SINGLE-GAME CAREER HIGHS

REGULAR SEASON

Receptions . . . 15 – Sept. 13, 2015 vs. Detroit
Receiving Yards . . . 172 – Nov. 23, 2017 at Dallas

Longest Catch . . . 51 – Dec. 10, 2017 vs. Washington

Receiving Touchdowns . . . 2 (five times) – Last: Nov. 19, 2017 vs. Buffalo

POSTSEASON

Receptions . . . 6 – Jan. 12, 2014 at Denver

Receiving Yards . . . 142 – Jan. 12, 2014 at Denver

Longest Catch . . 49 – Jan. 12, 2014 at Denver

Receiving Touchdowns . . . 2 – Jan. 12, 2014 at Denver

JOE BARKSDALE

TACKLE **LOUISIANA STATE**

6-5 | **326 LBS** | **DETROIT, MICH.**

UFA (ST. LOUIS) - 2015

EXPERIENCE: 8TH NFL SEASON

4TH YEAR WITH CHARGERS



72

2018: Started at RT in one game and was inactive for another due to injury...**vs. Kansas City (Sept. 9):** Started at RT, seeing action on 15 offensive snaps and one on special teams before departing with a knee injury...**at Buffalo (Sept. 16):** Inactive (knee).

JOE BARKSDALE NFL GAMES

Year	Team	GP	GS
2011	Oakland	16	0
2012	St. Louis	6	2
2013	St. Louis	16	13
2014	St. Louis	16	16
2015	San Diego	16	16
2016	San Diego	15	15
2017	Los Angeles Chargers	11	11
2018	Los Angeles Chargers	1	1
NFL Totals		97	74

CAREER NFL TRANSACTIONS

- 2011** Selected by Oakland Raiders in the third round (92nd overall) of NFL Draft, April 29 (pick acquired from New England along with a fourth-round choice for Raiders' seventh-round pick and 2012 second-round selection)... Signed rookie contract, July 28.
- 2012** Waived by Raiders, Sept. 26... Claimed off waivers by St. Louis Rams, Sept. 27.
- 2015** Signed by San Diego Chargers as unrestricted free agent, May 15.
- 2016** Signed contract extension, March 7.

TRAVIS BENJAMIN

WIDE RECEIVER MIAMI

5-10 | 175 LBS | BELLE GLADE, FLA.

UFA (CLE) - 2016

EXPERIENCE: 7TH NFL SEASON

3RD YEAR WITH CHARGERS



12

2018: Appeared in one game and was inactive another due to injury...Posted a one-yard reception and a 19-yard carry...**vs. Kansas City (Sept. 9):** Appeared on 47 snaps on offense and two on special teams...Finished with a one-yard catch and a 19-yard carry...The rushing attempt was the fourth-longest of his career...On the run, motioned from the right slot as the ball was snapped and took a jet-sweep hand-off to the left, getting downfield blocks from WR Keenan Allen and TE Virgil Green to spring him free for the 19-yard gain...**at Buffalo (Sept. 16):** Inactive (foot).

2018, LOS ANGELES CHARGERS

Date	Opp.	Res.	Games		No.	Receiving				Att	Rushing				Total Off.
			P/S			Yds	Avg.	Lg	TD		Yds	Avg.	Lg	TD	
09/09	KC	L	1/1		1	1	1.0	1	0	1	19	19.0	19	0	20
09/16	at Buf	W	0/0												
09/23	at LAR														
09/30	SF														
10/07	Oak														
10/14	at Cle														
10/21	Ten*														
11/04	at Sea														
11/11	at Oak														
11/18	Den														
11/25	Ari														
12/02	at Pit														
12/09	Cin														
12/13	at KC														
12/22-23	Bal														
12/30	at Den														
'18 TOTALS			1-1	1/1	1	1	1.0	1	0	1	19	19.0	19	0	20

*Game played at Wembley Stadium in London, England.

TRAVIS BENJAMIN NFL STATISTICS

- Receiving -										- Rushing -					- Scrimmage -
Year	Team	GP	GS	No.	Yds	Avg.	Lg	TD	Att	Yds	Avg.	Lg	TD	Yards	
2012	Cleveland.....	14	3	18	298	16.6	69t	2	6	66	11.0	35	0	364	
2013	Cleveland.....	8	3	5	105	21.0	39	0	1	45	45.0	45	0	150	
2014	Cleveland.....	16	0	18	314	17.4	43	3	3	11	3.7	10	0	325	
2015	Cleveland.....	16	15	68	966	14.2	61	5	4	12	3.0	10	0	978	
2016	San Diego.....	14	8	47	677	14.4	54	4	2	-3	-1.5	-1	0	674	
2017	Los Angeles Chargers.....	16	3	34	567	16.7	62t	4	13	96	7.4	22	0	663	
2018	Los Angeles Chargers.....	1	0	1	1	1.0	1	0	1	19	19.0	19	0	20	
NFL Totals.....		85	32	191	2,928	15.3	69t	18	30	246	8.2	45	0	3,174	

- Kickoff Returns -								- Punt Returns -						- All-Purpose -
Year	Team	No.	Yds	Avg.	Lg	TD	No.	FC	Yds	Avg.	Lg	TD	Yards	
2012	Cleveland.....	3	76	25.3	29	0	3	1	149	49.7	93t	1	589	
2013	Cleveland.....	3	146	48.7	86	0	22	7	257	11.7	79t	1	553	
2014	Cleveland.....	12	246	20.5	28	0	15	8	127	8.5	37	0	698	
2015	Cleveland.....	0	0	-	-	0	28	10	324	11.6	78t	1	1,302	
2016	San Diego.....	0	0	-	-	0	9	0	59	6.6	18	0	733	
2017	Los Angeles Chargers.....	0	0	-	-	0	27	25	257	9.5	65t	1	920	
2018	Los Angeles Chargers.....	0	0	-	-	0	1	0	-1	-1.0	-1	0	19	
NFL Totals.....		18	468	26.0	86	0	104	51	1,173	11.3	93t	4	4,814	

CAREER NFL TRANSACTIONS

- 2012** Selected by Cleveland Browns in the fourth round (100th overall) of NFL Draft, April 28...Signed rookie contract, May 10.
- 2013** Placed on Reserve/Injured (knee), Oct. 29.
- 2016** Signed by San Diego Chargers as unrestricted free agent, March 9.

SINGLE-GAME CAREER HIGHS

REGULAR SEASON

Receptions 9 – Oct. 18, 2015 vs. Denver

Receiving Yards 117 (twice) – Last: Oct. 9, 2016 at Oakland

Longest Catch 69t – Dec. 16, 2012 vs. Washington

Receiving Touchdowns 2 (three times) – Last: Sept. 18, 2016 vs. Jacksonville

Rushing Attempts 2 (three times) – Last: Dec. 31, 2017 vs. Oakland

Rushing Yards ... 45 – Oct. 13, 2013 vs. Detroit

Longest Run ... 45 – Oct. 13, 2013 vs. Detroit

Punt Returns 7 – Oct. 3, 2013 vs. Buffalo

Punt Return Yards 179 – Oct. 3, 2013 vs. Buffalo

Longest Punt Return 93t – Dec. 9, 2012 vs. Kansas City

Punt Return Touchdowns 1 (four times) – Last: Oct. 22, 2017 vs. Denver

JOEY BOSA

DEFENSIVE END OHIO STATE

6-5 | 280 LBS | FT. LAUDERDALE, FLA.

DRAFT 1 - 2016

EXPERIENCE: 3RD NFL SEASON

3RD YEAR WITH CHARGERS



99

2018: Missed both games as one of the team's seven inactive players...**vs. Kansas City (Sept. 9):** Inactive (foot).

2018, LOS ANGELES CHARGERS

Date	Opp.	Res.	Games P/S	Tackles					TFL	Interceptions					Fumbles	
				Tot	So	As	Sk	Yd		No.	Yd	Lg	TD	PD	FF	FR
09/09	KC	L	0/0	- Inactive -												
09/16	at Buf	W	0/0	- Inactive -												
09/23	at LAR															
09/30	SF															
10/07	Oak															
10/14	at Cle															
10/21	Ten*															
11/04	at Sea															
11/11	at Oak															
11/18	Den															
11/25	Ari															
12/02	at Pit															
12/09	Cin															
12/13	at KC															
12/22-23	Bal															
12/30	at Den															
'18 TOTALS			1-1	0/0	0	0	0	0.0	0	0	0	0	-	0	0	0

*Game played at Wembley Stadium in London, England.

JOEY BOSA NFL STATISTICS

Year	Team	GP	GS	- Tackles -					Yds	TFL	- Interceptions -					- Fumbles -			ST Tackles
				Total	Solo	Asst	Sacks				No.	Yds	Lg	TD	PD	FF	FR	Yds	
2016	San Diego	12	11	48	33	15	10.5	71.5	19		0	0	-	0	2	1	0	0	0
2017	Los Angeles Chargers	16	16	99	61	38	12.5	66	17.5		0	0	-	0	2	4	1	0	0
2018	Los Angeles Chargers	0	0	0	0	0	0.0	0	0		0	0	-	0	0	0	0	0	0
NFL Totals		28	27	147	94	53	23.0	137.5	36.5		0	0	-	0	4	5	1	0	0

CAREER REGULAR-SEASON SACKS (23.0)

5.0	Derek Carr	1.0	Tom Brady
3.5	Trevor Siemian	1.0	DeShone Kizer
2.0	Robert Griffin III	1.0	Cam Newton
2.0	Eli Manning	1.0	Tyrod Taylor
2.0	Matt Ryan	1.0	Jameis Winston
2.0	Alex Smith	0.5	Brock Osweiler
1.0	Blake Bortles		

SINGLE-GAME CAREER HIGHS

REGULAR SEASON

Tackles... 9 (twice) – Last: Dec. 31, 2017 vs. Oakland
Sacks... 2.0 (four times) – Last: Oct. 22, 2017 vs. Denver

CAREER NFL TRANSACTIONS

2016 Selected by San Diego Chargers in the first round (third overall) of NFL Draft, April 28...Signed rookie contract, Aug. 29...Given exempt status by Commissioner, Aug. 30...Activated from exempt status, Sept. 12.

JATAVIS BROWN

LINEBACKER AKRON

5-11 | 221 LBS | BELLE GLADE, FLA.

DRAFT 5 - 2016

EXPERIENCE: 3RD NFL SEASON

3RD YEAR WITH CHARGERS



57

2018: Appeared in both games, recording two tackles (one solo), an eight-yard sack and a tackle for loss...Added a pass defended...Posted one tackle on special teams...**vs. Kansas City (Sept. 9):** Appeared on 15 plays on defense and 13 on special teams...Assisted on a tackle and added a tackle on special teams...**at Buffalo (Sept. 16):** Contributed on 23 defensive plays and 17 on special teams...Posted an eight-yard sack and a pass defended.

2018, LOS ANGELES CHARGERS

Date	Opp.	Res.	Games		Tackles							Interceptions					Fumbles	
			P/S		Tot	So	As	Sk	Yd	TFL		No.	Yd	Lg	TD	PD	FF	FR
09/09	KC	L	1/0		1	0	1	0	0	0		0	0	-	0	0	0	0
09/16	at Buf	W	1/0		1	1	0	1	8	1		0	0	-	0	1	0	0
09/23	at LAR																	
09/30	SF																	
10/07	Oak																	
10/14	at Cle																	
10/21	Ten*																	
11/04	at Sea																	
11/11	at Oak																	
11/18	Den																	
11/25	Ari																	
12/02	at Pit																	
12/09	Cin																	
12/13	at KC																	
12/22-23	Bal																	
12/30	at Den																	
'18 TOTALS			1-1	2/0	2	1	1	1.0	8	1		0	0	-	0	1	0	0

*Game played at Wembley Stadium in London, England.

JATAVIS BROWN NFL STATISTICS

Year	Team	GP	GS	- Tackles -					Yds	TFL	- Interceptions -					- Fumbles -			
				Total	Solo	Asst	Sacks				No.	Yds	Lg	TD	PD	FF	FR	Yds	ST Tackles
2016	San Diego	12	7	73	52	21	3.5	24	0	0	0	0	-	0	8	2	1	0	3
2017	Los Angeles Chargers	16	5	78	58	20	0	0	2	0	0	0	-	0	0	0	1	0	4
2018	Los Angeles Chargers	2	0	2	1	1	1	8	1	0	0	0	-	0	1	0	0	0	1
NFL Totals		30	12	153	111	42	4.5	32	3	0	0	0	-	0	9	2	2	0	8

CAREER REGULAR-SEASON SACKS (4.5)

1.0	Josh Allen	1.0	Trevor Siemian
1.0	Derek Carr	0.5	Robert Griffin III
1.0	Andrew Luck		

CAREER NFL TRANSACTIONS

2016 Selected by San Diego Chargers in the fifth round (175th overall) of NFL Draft, April 30 (compensatory pick)...Signed rookie contract, May 9.

SINGLE-GAME CAREER HIGHS

REGULAR SEASON

Tackles..... 15 – Sept. 11, 2017 at Denver
Sacks..... 1.0 (four times) – Last: Sept. 16, 2018 at Buffalo

SEAN CULKIN

TIGHT END

MIAMI

6-5 | 255 LBS | INDIAN ROCKS BEACH, FLA.

FREE AGENT - 2017

EXPERIENCE: 2ND NFL SEASON

2ND YEAR WITH CHARGERS



80

2018: Saw action in both contests, starting one as the second TE...**vs. Kansas City (Sept. 9):** Made the first start of his career, playing on 17 offensive snaps...Lined up at FB in the second quarter and provided a key lead block for RB Melvin Gordon III to post an 11-yard gain...**at Buffalo (Sept. 16):** Appeared on 17 offensive plays and two on special teams.

2018, LOS ANGELES CHARGERS

Date	Opp.	Res.	Games		Receiving					Rushing					Total Off.
			P/S		No.	Yds	Avg.	Lg	TD	Att	Yds	Avg.	Lg	TD	
09/09	KC	L	1/1		0	0	-	-	0	0	0	-	-	0	0
09/16	at Buf	W	1/0		0	0	-	-	0	0	0	-	-	0	0
09/23	at LAR														
09/30	SF														
10/07	Oak														
10/14	at Cle														
10/21	Ten*														
11/04	at Sea														
11/11	at Oak														
11/18	Den														
11/25	Ari														
12/02	at Pit														
12/09	Cin														
12/13	at KC														
12/22-23	Bal														
12/30	at Den														
'18 TOTALS			1-1	2/1	0	0	-	-	0	0	0	-	-	0	0

*Game played at Wembley Stadium in London, England.

SEAN CULKIN NFL STATISTICS

Year	Team	GP	GS	No.	Yds	Avg.	Lg	TD
2017	Los Angeles Chargers.....	1	0	0	0	-	-	0
2018	Los Angeles Chargers.....	2	1	0	0	-	-	0
NFL Totals.....		3	1	0	0	-	-	0

CAREER NFL TRANSACTIONS

2017 Signed by Los Angeles Chargers as undrafted free agent, May 1.

GEREMY DAVIS

WIDE RECEIVER MIAMI

6-3 | 211 LBS | LAWRENCEVILLE, GA.

FREE AGENT - 2016

EXPERIENCE: 4TH NFL SEASON

3RD YEAR WITH CHARGERS



11

2018: Saw action in one game and was inactive for another...**vs. Kansas City (Sept. 9):** Inactive (healthy scratch)...**at Buffalo (Sept. 16):** Made his season debut, appearing on six plays on offense and four on special teams.

2018, LOS ANGELES CHARGERS

Games				Receiving					Rushing					Total	
Date	Opp.	Res.	P/S	No.	Yds	Avg.	Lg	TD	Att	Yds	Avg.	Lg	TD	Off.	
09/09	KC	L	0/0												
09/16	at Buf	W	1/0	0	0	-	-	0	0	0	-	-	0	0	
09/23	at LAR														
09/30	SF														
10/07	Oak														
10/14	at Cle														
10/21	Ten*														
11/04	at Sea														
11/11	at Oak														
11/18	Den														
11/25	Ari														
12/02	at Pit														
12/09	Cin														
12/13	at KC														
12/22-23	Bal														
12/30	at Den														
'18 TOTALS				1-1	1/0	0	0	-	-	0	0	0	-	0	0

*Game played at Wembley Stadium in London, England.

GEREMY DAVIS NFL STATISTICS

Year	Team	GP	GS	No.	- Receiving -				Att	- Rushing -				- Scrimmage -	
					Yds	Avg.	Lg	TD		Yds	Avg.	Lg	TD	Yards	
2015	New York Giants	10	0	2	21	10.5	16	0	0	0	-	-	0	21	
2016	San Diego	3	0	0	0	-	-	0	0	0	-	-	0	0	
2017	Los Angeles Chargers	2	0	0	0	-	-	0	0	0	-	-	0	0	
2017	Los Angeles Chargers	0	0	0	0	-	-	0	0	0	-	-	0	0	
NFL Totals		15	0	2	21	10.5	16	0	0	0	-	-	0	21	

CAREER NFL TRANSACTIONS

- 2015** Selected by New York Giants in the sixth round (186th overall) of NFL Draft, May 2...Signed rookie contract, May 9.
- 2016** Waived by Giants, Sept. 3...Signed by Giants to practice squad, Sept. 5...Signed by San Diego Chargers to active roster from Giants' practice squad, Nov. 9.
- 2017** Re-signed by Los Angeles Chargers as exclusive rights free agent, March 20...Waived by Chargers, Sept. 3...Signed by Chargers to practice squad, Sept. 4...Signed to active roster, Sept. 11...Waived by Chargers, Sept. 16...Signed by Chargers to practice squad, Sept. 19...Signed to active roster, Oct. 26.
- 2018** Re-signed by Chargers as restricted free agent, March 12.

MICHAEL DAVIS

CORNERBACK BRIGHAM YOUNG

6-2 | 195 LBS | GLENDALE, CALIF.

FREE AGENT - 2017

EXPERIENCE: 2ND NFL SEASON

2ND YEAR WITH CHARGERS



43

2018: Contributed on special teams in both games, recording a special teams tackle...**vs. Kansas City (Sept. 9):** Saw action on 18 plays on special teams...**at Buffalo (Sept. 16):** Appeared on 21 special teams snaps and registering his first special teams tackle of the season.

2018, LOS ANGELES CHARGERS

Date	Opp.	Res.	Games		Tot	Tackles				Yd	TFL	Interceptions					Fumbles	
			L	P/S		So	As	Sk	Yd			No.	Yd	Lg	TD	PD	FF	FR
09/09	KC	L	1/0		0	0	0	0	0	0	0	0	0	-	0	0	0	0
09/16	at Buf	W	1/0		0	0	0	0	0	0	0	0	0	-	0	0	0	0
09/23	at LAR																	
09/30	SF																	
10/07	Oak																	
10/14	at Cle																	
10/21	Ten*																	
11/04	at Sea																	
11/11	at Oak																	
11/18	Den																	
11/25	Ari																	
12/02	at Pit																	
12/09	Cin																	
12/13	at KC																	
12/22-23	Bal																	
12/30	at Den																	
'18 TOTALS			1/1	2/0	0	0	0	0	0.0	0	0	0	0	-	0	0	0	0

*Game played at Wembley Stadium in London, England.

MICHAEL DAVIS NFL STATISTICS

Year	Team	GP	GS	- Tackles -					Yds	TFL	- Interceptions -					- Fumbles -			
				Total	Solo	Asst	Sacks				No.	Yds	Lg	TD	PD	FF	FR	Yds	ST Tackles
2017	Los Angeles Chargers	15	0	4	4	0	0.0	0	0	0	0	0	-	0	2	0	0	0	15
2018	Los Angeles Chargers	1	0	0	0	0	0.0	0	0	0	0	0	-	0	0	0	0	0	1
NFL Totals		16	0	4	4	0	0.0	0	0	0	0	0	-	0	2	0	0	0	16

CAREER NFL TRANSACTIONS

2016 Signed by Los Angeles Chargers as undrafted free agent, May 1...Waived by Chargers, Sept. 2...Signed by Chargers to practice squad, Sept. 3...Signed to active roster, Sept. 16.

SINGLE-GAME CAREER HIGHS

REGULAR SEASON

Tackles 3 - Nov. 19, 2017 vs. Buffalo

NICK DZUBNAR

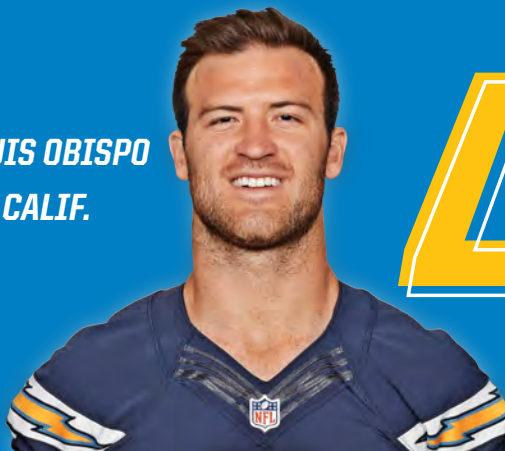
LINEBACKER CAL POLY–SAN LUIS OBISPO

6-1 | 240 LBS | MISSION VIEJO, CALIF.

FREE AGENT - 2015

EXPERIENCE: 4TH NFL SEASON

4TH YEAR WITH CHARGERS



48

2018: Appeared in both games...Recorded a special teams tackle...
vs. Kansas City (Sept. 9): Played 20 snaps on special teams and one on defense...
at Buffalo (Sept. 16): Posted his first special teams of the season, seeing action on 21 plays on special teams.

2018, LOS ANGELES CHARGERS

Date	Opp.	Res.	Games		Tackles						Interceptions					Fumbles	
			P/S		Tot	So	As	Sk	Yd	TFL	No.	Yd	Lg	TD	PD	FF	FR
09/09	KC	L	1/0		0	0	0	0	0	0	0	0	0	0	0	0	0
09/16	at Buf	W	1/0		0	0	0	0	0	0	0	0	0	0	0	0	0
09/23	at LAR																
09/30	SF																
10/07	Oak																
10/14	at Cle																
10/21	Ten*																
11/04	at Sea																
11/11	at Oak																
11/18	Den																
11/25	Ari																
12/02	at Pit																
12/09	Cin																
12/13	at KC																
12/22-23	Bal																
12/30	at Den																
'18 TOTALS			1-1	2/0	0	0	0	0.0	0	0	0	0	0	0	0	0	0

*Game played at Wembley Stadium in London, England.

NICK DZUBNAR NFL STATISTICS

Year	Team	GP	GS	– Tackles –					Yds	TFL	– Interceptions –					– Fumbles –				ST Tackles
				Total	Solo	Asst	Sacks				No.	Yds	Lg	TD	PD	FF	FR	Yds		
2015	San Diego	16	0	2	0	2	0.0	0	0	0	0	0	0	0	0	0	0	0		13
2016	San Diego	4	0	6	3	3	0.0	0	0	0	0	0	0	0	0	0	0	0		0
2017	Los Angeles Chargers	13	0	0	0	0	0.0	0	0	0	0	0	0	0	0	0	0	0		21
2018	Los Angeles Chargers	2	0	0	0	0	0.0	0	0	0	0	0	0	0	0	0	0	0		1
NFL Totals		35	0	8	3	5	0.0	0	0	0	0	0	0	0	0	0	0	0		35

CAREER NFL TRANSACTIONS

2015 Signed by San Diego Chargers as undrafted free agent, May 2.
2016 Placed on Reserve/Injured (knee), Oct. 10.
2017 Waived by Los Angeles Chargers, Sept. 4...Signed by Chargers to practice squad, Sept. 5...Signed to active roster, Sept. 23.
2018 Re-signed by Chargers as restricted free agent, March 12.

SINGLE-GAME CAREER HIGHS

REGULAR SEASON

Tackles..... 4 – Sept. 25, 2016 at Indianapolis

AUSTIN EKELER

RUNNING BACK **WESTERN STATE COLO.**

5-10 | **200 LBS** | **EATON, COLO.**

FREE AGENT - 2017

EXPERIENCE: 2ND NFL SEASON

2ND YEAR WITH CHARGERS



30

2018: Appeared in both games, carrying the ball 16 times for 116 yards (7.3 avg.)...Posted eight receptions for 108 yards (13.5 avg.) and a TD...The receiving score marked the fourth of his career, tying RB Mike Tolbert for the most by an undrafted RB through the first two seasons of his professional career in team history...**vs. Kansas City (Sept. 9):** Saw action on 22 plays on offense and 20 on special teams... Finished with five carries for 39 yards (7.8 avg.) and five receptions for a career-high 87 yards (17.4 avg.) and a TD...The 126 scrimmage yards was a single-game career high, beating his mark of 119 in Week 10 of 2017 at Jacksonville...Midway through the second quarter, hauled in the 13-yard TD pass from QB Philip Rivers, marking Rivers' 343rd career TD passes for sole possession of sixth in NFL history...On the play, got behind LB Anthony Hitchens in the front left corner of the end zone as Rivers stood tall in the face of pressure...Earlier in the game, corralled a pass down the left sideline that was tipped by WR Keenan Allen for a 30-yard gain, maintaining possession after an illegal hit by DB Ron Parker...**at Buffalo (Sept. 16):** Posted a career best with a game-high 77 rushing yards on 11 carries (7.0 avg.), surpassing his previous high of 49 yards (Dec. 10, 2017 vs. Washington) with 10 minutes remaining in the second quarter...Added three receptions for 21 yards (7.0 avg.)...Played 24 snaps on offense and 13 on special teams.

2018, LOS ANGELES CHARGERS

Date	Opp.	Res.	Games		Rushing					Receiving					Total Off.
			L	P/S	Att	Yds	Avg.	Lg	TD	No.	Yds	Avg.	Lg	TD	
09/09	KC	L	1/0		5	39	7.8	10	0	5	87	17.4	30	1	126
09/16	at Buf	W	1/0		11	77	7.0	22	0	3	21	7.0	10	0	98
09/23	at LAR														
09/30	SF														
10/07	Oak														
10/14	at Cle														
10/21	Ten*														
11/04	at Sea														
11/11	at Oak														
11/18	Den														
11/25	Ari														
12/02	at Pit														
12/09	Cin														
12/13	at KC														
12/22-23	Bal														
12/30	at Den														
'18 TOTALS			1-1	2/0	16	116	7.3	22	0	8	108	13.5	30	1	224

*Game played at Wembley Stadium in London, England.

AUSTIN EKELER NFL STATISTICS

– Rushing –									– Receiving –					– Scrimmage –	
Year	Team	GP	GS	No.	Yds	Avg.	Lg	TD	Att	Yds	Avg.	Lg	TD	Yards	
2017	Los Angeles Chargers.....	16	0	47	260	5.5	35t	2	27	279	10.3	38	3	539	
2017	Los Angeles Chargers.....	2	0	16	116	7.3	22	0	8	108	13.5	30	1	224	
NFL Totals		18	0	63	376	6.0	35t	2	35	387	11.1	38	4	763	
– Kickoff Returns –									– Punt Returns –					– All-Purpose –	
Year	Team			No.	Yds	Avg.	Lg	TD	No.	FC	Yds	Avg.	Lg	TD	Yards
2017	Los Angeles Chargers			5	85	17.0	22	0	0	0	0	–	–	0	624
2018	Los Angeles Chargers			0	0	–	–	0	0	0	0	–	–	0	224
NFL Totals				5	85	17.0	22	0	0	0	0	–	–	0	848

CAREER NFL TRANSACTIONS

2017 Signed by Los Angeles Chargers as undrafted free agent, May 1.

SINGLE-GAME CAREER HIGHS

REGULAR SEASON

Rushing Attempts	11 – Sept. 16, 2018 at Buffalo
Rushing Yards	77 – Sept. 16, 2018 at Buffalo
Longest Run	35t – Oct. 1, 2017 vs. Philadelphia
Rushing Touchdowns	1 (twice) – Last: Nov. 19 vs. Buffalo
Receptions	5 (twice) – Last: Sept. 9, 2018 vs. Kansas City
Receiving Yards	87 – Sept. 9, 2018 vs. Kansas City
Longest Catch	38 – Nov. 23, 2017 at Dallas
Receiving Touchdowns	2 – Nov. 12, 2017 at Jacksonville
Scrimmage Yards	126 – Sept. 9, 2018 vs. Kansas City
Kickoff Returns	3 – Sept. 17, 2017 vs. Miami
Kickoff Return Yards	49 – Sept. 17, 2017 vs. Miami
Longest Kickoff Return	22 – Sept. 17, 2017 vs. Miami

EMMANUEL ELLERBEE

LINEBACKER RICE

6-1 | 235 LBS | HOUSTON, TEXAS

WAIVERS (ATL) - 2018

EXPERIENCE: ROOKIE

1ST YEAR WITH CHARGERS



56

2018: Missed both games as one of the team's seven inactive players...**vs. Kansas City (Sept. 9):** Inactive (healthy scratch).

COLLEGE: Played four seasons (2014-17) at Rice, appearing in 48 career games...Posted 273 tackles (158 solo), 16.5 tackles for loss and five sacks...Added five fumble recoveries, an INT and eight passes defended...Earned first-team All-Conference USA as a junior and senior, and was the league's preseason Defensive Player of the Year before his senior campaign...Ranked third in the conference in 2017 with 120 tackles (68 solo) and second as a junior with 118 tackles (70 solo)...In 2016, averaged a conference-high 10.7 tackles-per-game.

PERSONAL: Given name Emmanuel Aben Ellerbee...Born in Houston, Texas...Father, Aben, played football at Grambling State...Served on the student council as a senior in high school and spent all four of his prep years as a member of the Black Student Union...Earned a degree in civil engineering from Rice...**High School:** Earned second-team All-District 19-5A honors as a junior and senior at Strake Jesuit College Preparatory Academy in Houston, Texas...Named the team's Most Valuable Player as a senior...Ended his Crusaders career with 236 tackles (164 solo) and five sacks...Added four forced fumbles, three recoveries, five passes defended and two blocked field goals.

2018, LOS ANGELES CHARGERS

Date	Opp.	Res.	Games		Tot	So	Tackles				Yd	TFL	Interceptions					Fumbles	
			L	P/S			As	Sk	No.	Yd			Lg	TD	PD	FF	FR		
09/09	KC	L	0/0																
09/16	at Buf	W	0/0																
09/23	at LAR																		
09/30	SF																		
10/07	Oak																		
10/14	at Cle																		
10/21	Ten*																		
11/04	at Sea																		
11/11	at Oak																		
11/18	Den																		
11/25	Ari																		
12/02	at Pit																		
12/09	Cin																		
12/13	at KC																		
12/22-23	Bal																		
12/30	at Den																		
'18 TOTALS			1-1	0/0		0	0	0	0	0	0	0	0	0	0	-	0	0	0

*Game played at Wembley Stadium in London, England.

EMMANUEL ELLERBEE NFL STATISTICS

Year	Team	GP	GS	- Tackles -				Yds	TFL	- Interceptions -					- Fumbles -				ST Tackles
				Total	Solo	Asst	Sacks			No.	Yds	Lg	TD	PD	FF	FR	Yds		
2018	Los Angeles Chargers	0	0	0	0	0	0.0	0	0	0	0	-	0	0	0	0	0		0

CAREER NFL TRANSACTIONS

2018 Signed by Atlanta Falcons as undrafted free agent, May 2...Waived by Falcons, Sept. 1...Claimed off waivers by Los Angeles Chargers, Sept. 2.

KYLE EMANUEL

LINEBACKER NORTH DAKOTA STATE

6-3 | 250 LBS | SCHUYLER, NEB.

DRAFT 5 - 2015

EXPERIENCE: 4TH NFL SEASON

4TH YEAR WITH CHARGERS



51

2018: Appeared in both games with a start at OLB...Recorded two solo tackles and a tackle for loss...**vs. Kansas City (Sept. 9):** Contributed on 13 defensive snaps and 15 on special teams, finishing with two solo tackles...**at Buffalo (Sept. 16):** Opened the game at OLB, playing 17 snaps on defense and 16 on special teams.

2018, LOS ANGELES CHARGERS

Date	Opp.	Games		Tackles							Interceptions					Fumbles	
		Res.	P/S	Tot	So	As	Sk	Yd	TFL	No.	Yd	Lg	TD	PD	FF	FR	
09/09	KC	L	1/0	2	2	0	0	0	1	0	0	0	-	0	0	0	
09/16	at Buf	W	1/1	0	0	0	0	0	0	0	0	0	-	0	0	0	
09/23	at LAR																
09/30	SF																
10/07	Oak																
10/14	at Cle																
10/21	Ten*																
11/04	at Sea																
11/11	at Oak																
11/18	Den																
11/25	Ari																
12/02	at Pit																
12/09	Cin																
12/13	at KC																
12/22-23	Bal																
12/30	at Den																
'18 TOTALS		1-1	2/1	2	2	0	0.0	0	1	0	0	-	0	0	0	0	

*Game played at Wembley Stadium in London, England.

KYLE EMANUEL NFL STATISTICS

– Tackles –										– Interceptions –					– Fumbles –			
Year	Team	GP	GS	Total	Solo	Asst	Sacks	Yds	TFL	No.	Yds	Lg	TD	PD	FF	FR	Yds	ST Tackles
2015	San Diego	15	3	30	15	15	1.0	13	3	1	0	0	0	1	0	0	0	8
2016	San Diego	16	11	49	30	19	0.5	2	7	0	0	–	0	2	1	1	0	3
2017	Los Angeles Chargers	16	11	37	15	22	1.5	8	1.5	1	23	23	0	3	0	0	0	3
2018	Los Angeles Chargers	2	1	2	2	0	0.0	0	1	0	0	–	0	0	0	0	0	0
NFL Totals		49	26	118	62	56	3.0	23	12.5	2	23	–	0	6	1	1	0	14

CAREER REGULAR-SEASON SACKS (3.0)

1.0 Blake Bortles | 0.5 Robert Griffin III
1.0 Matthew Stafford | 0.5 Bryce Petty

CAREER REGULAR-SEASON INTERCEPTIONS (2)

1 Kirk Cousins | 1 Matthew Stafford

CAREER NFL TRANSACTIONS

2015 Selected by San Diego Chargers in the third round (153rd overall) of NFL Draft, May 1...Signed rookie contract, May 13.

SINGLE-GAME CAREER HIGHS

REGULAR SEASON

Tackles 7 – Jan. 1, 2017 vs. Kansas City
Sacks 1.0 (twice) – Last: Nov. 12, 2017 at Jacksonville
Interceptions 1, (twice) – Last: Dec. 10, 2017 vs. Washington

BRANDON FACYSON

CORNERBACK VIRGINIA TECH

6-2 | 197 LBS | NEWNAN, GA.

FREE AGENT - 2018

EXPERIENCE: ROOKIE

1ST YEAR WITH CHARGERS



36

2018: Appeared in one game and was inactive for another...Recorded the first statistic of his career with a special teams tackle...**vs. Kansas City (Sept. 9):** Inactive (healthy scratch)...**at Buffalo (Sept. 16):** Made his NFL debut, appearing on 13 special teams plays...Posted the first special teams tackle of his career.

2018, LOS ANGELES CHARGERS

Date	Opp.	Res.	Games		Tot	So	Tackles				Yd	TFL	Interceptions					Fumbles	
			L	P/S			As	Sk	– Inactive –	No.			Yd	Lg	TD	PD	FF	FR	
09/09	KC	L		0/0															
09/16	at Buf	W		1/0	0	0	0	0		0	0		0	0	-	0	0	0	0
09/23	at LAR																		
09/30	SF																		
10/07	Oak																		
10/14	at Cle																		
10/21	Ten*																		
11/04	at Sea																		
11/11	at Oak																		
11/18	Den																		
11/25	Ari																		
12/02	at Pit																		
12/09	Cin																		
12/13	at KC																		
12/22-23	Bal																		
12/30	at Den																		
'18 TOTALS			1-1	1/0	0	0	0	0.0		0	0		0	0	-	0	0	0	0

*Game played at Wembley Stadium in London, England.

BRANDON FACYSON NFL STATISTICS

Year	Team	GP	GS	– Tackles –				Yds	TFL	– Interceptions –					– Fumbles –			
				Total	Solo	Asst	Sacks			No.	Yds	Lg	TD	PD	FF	FR	Yds	ST Tackles
2018	Los Angeles Chargers.....	1	0	0	0	0	0.0	0	0	0	0	-	0	0	0	0	0	1

CAREER NFL TRANSACTIONS

2018 Signed by Los Angeles Chargers as undrafted free agent, May 11.

DAN FEENEY

GUARD

INDIANA

6-4 | 310 LBS | ORLAND PARK, ILL.

DRAFT 3 - 2017

EXPERIENCE: 2ND NFL SEASON

2ND YEAR WITH CHARGERS



66

2018: Started both games at LG...Part of a line that protected QB Philip Rivers to pass Hall of Fame QB Fran Tarkenton for the sixth-most career TD passes in history...Gave Rivers time to post one game with 400-plus yards and two three-TD contests...Blocked for the NFL's No. 3 overall and passing offense, posting 445.0 and 329.0 yards-per-game, respectively...Appeared on eight special teams plays...**vs. Kansas City (Sept. 9):** Started at LG and played all 82 snaps on offense...Blocked for the offense to total a Week 1-high 541 net yards, including 123 on the ground...Protected Philip Rivers to throw for 424 yards and three TDs for a 103.7 passer rating...**at Buffalo (Sept. 16):** Opened the game at LG, playing all 57 offensive snaps...Kept Philip Rivers

upright to complete 85.2 percent of his passes for 256 yards and three TDs (143.2 passer rating)...It marked Rivers' 54th three-TD performance (second of the season) and the fifth-best single-game passer rating of his career (min. 20 attempts)...Paved the way for an offense that rushed for 100-plus yards for the second time in as many weeks...Blocked for RB Austin Ekeler to record a single-game career-high 77 rushing yards and for RB Melvin Gordon III to match a career best with three total TDs (one rushing, two receiving).

DAN FEENEY NFL GAMES

Year	Team	GP	GS
2017	Los Angeles Chargers.....	15	9
2018	Los Angeles Chargers.....	2	2
NFL Totals		17	11

CAREER NFL TRANSACTIONS

2017 Selected by Los Angeles Chargers in the third round (71st overall) of NFL Draft, April 28...Signed rookie contract, June 2.

ANTONIO GATES

TIGHT END

KENT STATE

6-4 | 255 LBS | DETROIT, MICH.

FREE AGENT - 2003

EXPERIENCE: 16TH NFL SEASON

16TH YEAR WITH CHARGERS



85

CAREER HIGHLIGHTS

- Eight-time Pro Bowl selection (2004-11 seasons), three-time Chargers Offensive Player of the Year and three-time Sporting News first-team All-Pro (2004-06).
- Recognized by The Associated Press as a first-team All-Pro three times (2004-06) and twice as a second-team All-Pro (2009-10).
- Named by the Professional Football Writers of America as first-team All-NFL twice (2005-06), second-team All-NFL once (2004) and All-AFC three times (2004, '06-07).
- Named AFC Offensive Player of the Week against Seattle in Week 2 of 2014 after tying a career high with three touchdown catches against the defending world champions.
- Finished 2017 with 87 career touchdown catches from QB Philip Rivers, good for the most by a QB-TE combo in history and No. 2 among any QB and receiver combination in league annals, trailing just QB Peyton Manning and Hall of Fame WR Marvin Harrison (112 touchdowns).
- Among TEs, ranks No. 1 in NFL history with 21 career multi-touchdown games and third in league annals with 21 100-yard receiving performances.
- With 927 regular-season receptions, ranks 20th all-time and No. 3 among TEs in NFL history.
- Ranks third among TEs in career receiving yards with 11,508 and is one of just four TEs in history to top 10,000 career receiving yards.
- Member of the Chargers' 50th Anniversary All-Time Team in 2009 and the NFL's All-Decade Team (2000s).
- Posted at least 700 receiving yards in each of his eight Pro Bowl seasons (2004-11), the third-longest streak by a TE in league annals.
- Registered eight seasons with eight-plus receiving touchdowns, the most in NFL history by a TE and tied for No. 5 all-time.
- Ranks tied for second all-time with 11 seasons with seven-plus touchdown catches and No. 1 among TEs, trailing only Hall of Fame WR Jerry Rice (15).
- Posted NFL-record streaks among TEs in consecutive seasons with at least seven touchdown catches (nine, 2004-12) and eight-plus touchdowns (seven, 2004-10).
- Sits as the Chargers all-time regular-season leader in receptions (927), receiving yards (11,508) and touchdown catches (114), and ranks No. 2 in team annals with 220 career regular-season games played.
- Twice recorded a 1,000-yard season (2005, '09), just two shy of the most in NFL history by a TE.
- Posted 42 career postseason receptions, the most in Chargers history.
- Set a career high with 13 touchdown receptions in 2004 during his second season as a pro, one year before hauling in a personal-best 89 receptions in 2005.
- In 2009, set a career high with 1,157 receiving yards, which was the 10th-best single-season output by a TE in history at the time.

2018, LOS ANGELES CHARGERS

Date	Opp.	Games		Receiving					Rushing				Total Off.	
		Res.	P/S	No.	Yds	Avg.	Lg	TD	Att	Yds	Avg.	Lg		TD
09/09	KC	L	1/0	2	16	8.0	9	0	0	0	-	-	0	16
09/16	at Buf	W	1/0	0	0	-	-	0	0	0	-	-	0	0
09/23	at LAR													
09/30	SF													
10/07	Oak													
10/14	at Cle													
10/21	Ten*													
11/04	at Sea													
11/11	at Oak													
11/18	Den													
11/25	Ari													
12/02	at Pit													
12/09	Cin													
12/13	at KC													
12/22-23	Bal													
12/30	at Den													
'18 TOTALS		1-1	2/0	2	16	8.0	9	0	0	0	-	-	0	16

*Game played at Wembley Stadium in London, England.

- Hauled in 38 career touchdown receptions on third down, good for the most in league history by a TE and fourth overall, only trailing Hall of Fame WRs Randy Moss (48), Terrell Owens (41) and Cris Carter (39).

AWARDS AND HONORS

- 2014:** Chargers Offensive Player of the Year
AFC Offensive Player of the Week (Week 2 vs. Seattle)
- 2011:** NFL Pro Bowl Selection (Eighth)
- 2010:** NFL Pro Bowl Selection (Seventh)
The Associated Press Second-Team All-Pro
- 2009:** NFL Pro Bowl Selection (Sixth)
AP Second-Team All-Pro
Chargers Co-Offensive Player of the Year
- 2008:** NFL Pro Bowl Selection (Fifth)
- 2007:** NFL Pro Bowl Selection (Fourth)
Professional Football Writers of America All-AFC
- 2006:** NFL Pro Bowl Selection (Third)
AP First-Team All-Pro
PFWA First-Team All-NFL
Sporting News First-Team All-Pro
PFWA All-AFC
- 2005:** NFL Pro Bowl Selection (Second)
AP First-Team All-Pro
PFWA First-Team All-NFL
Sporting News First-Team All-Pro
Chargers Co-Offensive Player of the Year
- 2004:** NFL Pro Bowl Selection (First)
AP First-Team All-Pro
PFWA Second-Team All-NFL
Sporting News First-Team All-Pro
PFWA All-AFC
Chargers Offensive Player of the Year

2018: Appeared in both contests...Caught two passes for 16 yards (8.0 avg.)...Added a reception to convert a two-point attempt...**vs. Kansas City (Sept. 9):** Played 33 snaps on offense, finishing with two receptions for 16 yards (8.0 avg.)...Hauled in a pass from QB Philip Rivers for a two-point conversion in the fourth quarter...**at Buffalo (Sept. 16):** Appeared on 11 offensive plays, but did not register any statistics.

2017: Played in all 16 games with four starts...Posted 30 receptions for 316 yards (10.5 avg.) and three TDs...Opened his 15th season tied with TE Tony Gonzalez for the most receiving TDs by a tight end in NFL history with 111 before hauling in a pass from QB Philip Rivers in the home opener to take sole possession of first place...It marked 85 TD receptions from Rivers, the most by a quarterback-tight end duo in NFL history and tied Hall of Famers Steve Young and Jerry Rice for No. 2 among any quarterback and receiver combination in league annals...Broke the tie with Young and Rice with his 86th TD catch from Rivers in the second matchup against Kansas City to take sole possession of No. 2 for any quarterback-receiver combination in league history, trailing only Peyton Manning and Marvin Harrison (112 TDs)...Caught TD No. 87 from Rivers and the 114th of his career at the Jets on Christmas Eve...His 114 career TD receptions ranks No. 6 in NFL history...Became 22nd player in NFL history with 900-plus receptions, ranking 20th on the all-time receptions list with 927...Brought his career total to 11,508 receiving yards to stand at No. 30 in league annals...**at Denver (Sept. 11):** Made the 185th start of his career at TE and saw time on 39 offensive plays...Hauled in a pair of passes for 17 yards (8.5 avg.)...**vs. Miami (Sept. 17):** Played on 32 snaps on offense at tight end, posting two catches for 11 yards (5.5 avg.) and a TD...The score marked his 112th TD reception of his career, breaking a tie with TE Tony Gonzalez for the most receiving TDs by a tight end in NFL history...Ran a seam-route and settled in the end zone between two defenders before jumping over S Nate Allen to high-point the football for the score...It marked his 85th TD catch from QB Philip Rivers, which ranked as the most all-time by a quarterback-tight end combination and tied with Hall of Famers Steve Young and Jerry Rice for No. 2 between any quarterback and receiver combination...The 112 TDs ranked No. 6 in career TD receptions among all players in league annals...The first reception marked the 900th of his career, becoming just the 22nd player in NFL history with 900-plus receptions...**vs. Kansas City (Sept. 24):** Appeared on 40 offensive plays, catching two passes for 30 yards (15.0 avg.), moving into a tie with Wes Welker for No. 21 for all-time receptions with 903...**vs. Philadelphia (Oct. 1):** Posted 18 yards on three receptions (6.0 avg.), moving his career total receptions to 906 to pass Wes Welker for 21st all-time...**at New York Giants (Oct. 8):** Hauled in two catches for 23 yards (11.5 avg.), appearing on 41 offensive snaps...**at Oakland (Oct. 15):** Appeared in the 210th game of his career...Registered a 16-yard catch...Saw action on 37 offensive plays...**vs. Denver (Oct. 22):** Hauled in a four-yard catch for No. 910 in his career...Played on 18 offensive snaps...**at New England (Oct. 29):** Appeared on 25 plays on offense, posting two catches for 25 yards (12.5 avg.)...**at Jacksonville (Nov. 12):** Started at TE and played 26 snaps on offense...Registered a three-yard reception...**vs. Buffalo (Nov. 19):** Saw action on 15 offensive plays...Provided a key block on S Micah Hyde to spring RB Melvin Gordon free for a 10-yard TD in the second quarter...**at Dallas (Nov. 23):** Participated on 18 offensive snaps...**vs. Cleveland (Dec. 3):** Posted 32 yards on three receptions (10.7 avg.), playing on 27 snaps on offense...Found a spot in zone coverage on third-and-10 in the first quarter to bring in a 12-yard catch between LB James Burgess Jr., LB Christian Kirksey and LB Joe Schobert...Provided a downfield block for WR Travis Benjamin on a 39-yard gain in the second quarter...**vs. Washington (Dec. 10):** Started at TE, appearing on 19 plays on offense...Provided down-field block on S Deshaun Everett to spring RB Austin Ekeler free for a 33-yard gain to close the first half...**at Kansas City (Dec. 16):** Played 22 snaps on offense, posting a 10-yard TD catch in the third quarter...It marked the 113th TD catch of his career and the 86th to come from QB Philip Rivers, passing Hall of Famers Steve Young and Jerry Rice for second among TDs between a quarterback-receiver combo to trail only Peyton

Manning and Marvin Harrison (112)...On the play, ran a slot-cross from the right side of the formation, getting separation from LB Derrick Johnson for the 10-yard score in the back, left corner of the end zone...Passed Keenan McCardell (11,373) for 32nd on the all-time receiving yards list...**at New York Jets (Dec. 24):** Posted season highs in catches and receiving yards, registering a TD and 81 yards on six receptions (13.5 avg.)...The TD marked No. 114 for his career and his 87th from QB Philip Rivers...Passed Torrey Holt (920) on the all-time receptions list, bringing his total to 923...Increased his career receiving yards to 11,462, passing Rod Smith (11,389) and Mushin Muhammad (11,438) for 30th on the all-time receiving yards list...In the second quarter, ran right-to-left along the line of scrimmage on a play-action pass before catching the ball in the left flat and turning up the sideline for a 27-yard gain...Later on that drive, caught a three-yard TD on a seam-route from the right slot by getting inside position on S Jamal Adams...Played 56 snaps on offense...**vs. Oakland (Dec. 31):** Started at TE and appeared on 49 plays on offense...Finished with four catches for 46 yards (11.5 avg.)...Made a key catch along the left sideline late in the second quarter, getting both feet in-bounds at the six-yard line for a 20-yard catch to help set up a TD pass to WR Keenan Allen one play later...Provided a sealing block to spring RB Melvin Gordon free for 17 yards in the third quarter.

BEYOND THE BOLT



Boxing is in Gates' blood. In his hometown of Detroit, Gates has promoted boxing and regularly staged fight cards in the Detroit Metro Area. His paternal grandfather, Henry Hank, was a professional boxer in the 1950s and '60s, totaling a 62-31-4 record with 40 wins by knockout in the middleweight and light heavyweight divisions. Hank's 1962 fight against Joey Giardello was voted Fight of the Year by Ring Magazine. Gates' cousin, Tony Harrison, started his career with a 27-2-0 record and 21 wins by knockout.

Gates had not played football since his senior season at Detroit's Central High before signing with the Chargers as an undrafted rookie in 2003. He attended Michigan State with the intention to play football and basketball for the Spartans, but when then-head football coach Nick Saban wanted Gates to focus on football, the future All-Pro TE chose to play basketball at the collegiate level. After spending time at Eastern Michigan University and the College of the Sequoias, a junior college in Visalia, Calif., Gates found a home at Kent State. In his two seasons for the Golden Flashes, he led the team to a 52-15 record and back-to-back Mid-American Conference Titles before helping the team to the Elite Eight of the NCAA Tournament in his senior season. Gates finished his career as the sixth-leading scorer in program history, had his No. 44 jersey retired in 2010 and was inducted into the MAC Hall of Fame in May 2017.

During the 2014 offseason, Gates missed the team's voluntary offseason program to be with his younger sister, Pamela, and the rest of his family in Detroit while she was in a coma from lupus. Pamela died in July 2014 after a three-year battle with disease. Gates was incredibly close with his sister and continued to honor her memory by wearing custom purple cleats with Pam's name and the Lupus Foundation of America's logo for the league's My Cause, My Cleats initiative against Cleveland this past season. Gates said, "This is a cause that is close to my heart, and I feel it really deserves more attention. It's a special week for all players, and I'm proud to support the Lupus Foundation of America to help increase lupus awareness and raise funds for lupus research. I've been looking forward to this game so I can pay tribute to my sister and her life."

Gates' wife, Sasha, is an R&B musician. A dedicated mother to their two children, Ayla and Aven, Sasha helps run the Dolling Foundation, which inspires women to maintain a strong sense of self by enhancing their natural beauty that was compromised by hair loss due to catastrophic illness or tragedy. She has had a successful modeling career and previously starred on the E! reality show 'WAGS'.

2016: Started nine games at TE while appearing in 14, missing two due to injury...Registered 548 receiving yards and seven TDs on 53 catches (10.3 avg.)...Posted three-straight games with a TD in the middle of the season...Closed out the year with back-to-back games with a TD catch, ending the season tied with TE Tony Gonzalez for the most career TD catches by a TE in NFL history (111)...**vs. Jacksonville (Sept. 18):** Hauled in career TD catch No. 105...**at Indianapolis (Sept. 25):** Inactive (hamstring)...**at Oakland (Oct. 9):** Returned from a hamstring injury that sidelined him for two weeks to post his second TD catch of the season...The fourth quarter score was the 106th TD reception for his career...**at Atlanta (Oct. 23):** Appeared in the 194th game of his career, tying P Mike Scifres and G Doug Wilkerson for fourth in Chargers history...Finished with five receptions for 38 yards (7.6 avg.), including two catches in the fourth quarter and one in overtime...Moved the chains with a 13-yard catch on third-and-11 on a fourth quarter TD drive...**at Denver (Oct. 30):** Posted four catches for 33 yards (8.3 avg.) and a TD, the 107th score of his career...**vs. Tennessee (Nov. 6):** Recorded his second-straight game with a TD catch, finishing with 75 yards and the score on five receptions (15.0 avg.)...**vs. Miami (Nov. 13):** Registered 63 yards and a TD on four receptions (15.8 avg.)...The score marked his third-straight game with a TD catch and brought his career total to 109 TD receptions...**vs. Tampa Bay (Dec. 4):** Eclipsed 200 career games played...**at Carolina (Dec. 11):** Played in career game No. 201, the most in Chargers history by a full-time position player...**at Cleveland (Dec. 24):** Hauled in a one-yard TD on the opening series for the 110th score of his career...Posted a yards-per-catch average of 11.8, setting single-game season highs in catches (eight) and receiving yards (94)...**vs. Kansas City (Jan. 1):** With five catches for 55 yards (11.0 avg.) and a TD, tied Tony Gonzalez (111) for the most career TD catches by a TE in NFL history, and the sixth-most all-time.

2015: Appeared in 11 games with four starts, missing the first four games of the season due to league suspension...Finished with 56 catches for 630 yards (11.3 avg.) and five TDs...**vs. Pittsburgh (Oct. 12):** Opened the game at TE, posting a season-high nine receptions for 95 yards and two TDs...The first score eclipsed 100 TD catches for his career...Ended the contest with 101 career TD catches, passing Hall of Fame WRs Don Hutson (99), Tim Brown (100) and Steve Largent (100) for sole possession at No. 7 on the all-time TD receptions list...Passed Hall of Fame TE Shannon Sharpe (10,060) for third all-time among TEs, finishing the game with 10,106 career receiving yards...**at Green Bay (Oct. 18):** Appeared in career game No. 181, tying Hall of Fame QB Dan Fouts for the sixth-most in team history...Tied a season high with nine receptions and set a season high with 95 (10.6 avg.)...Hauled in the 800th reception of his career to ignite a TD drive in the third quarter...**vs. Oakland (Oct. 25):** Inactive (knee)...**at Baltimore (Nov. 1):** Returned from injury to record four catches for 56 yards (14.0 avg.)...**vs. Chicago (Nov. 9):** Posted six catches for 69 yards (11.5 avg.)...Brought his career to 816 receptions, passing Shannon Sharpe (815) for the third-most by a TE in league annals...Posted a season-long 40-yard catch, his longest since 2013...**at Jacksonville (Nov. 29):** Posted two TD catches in a 65-second span late in the second quarter...Finished with the two scores and 53 yards on four receptions (13.3 avg.)...Hauled in a pair of nine-yard TDs inside of two minutes remaining in the second quarter, with the second coming after an INT by LB Manti Te'o.

2014: Earned Chargers Offensive Player of the Year honors...Named AFC Offensive Player of the Week for his efforts in a Week 2 win over the Seahawks: Posted season highs in receptions (seven), receiving yards (96) and TD catches (three), tying a career high mark with his three scores...Appeared in all 16 games with 14 starts...Totaled 69 receptions for 821 yards (11.9 avg.) and 12 TDs, logging four multi-TD games on the year...Surpassed Hall of Fame WR Lance Alworth as the team's all-time leader in receiving yards in Week 8 at Denver...Ended the season with more than 10,000 career receiving yards, just the fourth TE in league annals to eclipse that mark...Posted his fourth season with 10-plus TDs, joining New England TE Rob Gronkowski as the only TEs in history to do so...**Awards:** Selected as a first-alternate for the Pro Bowl...Chargers Offensive Player of the Year...AFC Offensive Player of the Week (Week 2)...**at Arizona (Sept. 8):** Posted six catches

for 81 yards (13.5 avg.)...Increased his career receiving yards to 9,274, passing Hall of Fame WR Charlie Joiner (9,203) for No. 2 on in team annals...**vs. Seattle (Sept. 14):** Named AFC Offensive Player of the Week...Tied a career high with three TD catches...Hauled in his first two scores of the game on third-and-goal plays...Led the team with 96 receiving yards on seven catches (13.7 avg.)...Ended the game with 90 career TD catches, moving to No. 11 on the NFL's all-time list...**vs. New York Jets (Oct. 5):** Caught four passes for 60 yards (15.0 avg.) and two TDs...The TD catches marked 92 for his career, passing WR Isaac Bruce (91) for 10th in NFL history...Both scores came on third down...**at Oakland (Oct. 12):** Posted 27 receiving yards and a TD on three catches (9.0 avg.), with the one-yard score tying the game in the third quarter...**at Denver (Oct. 23):** Hauled in two TDs and 54 receiving yards on five catches (10.8 avg.)...The yardage made him the leading receiver in Chargers history, passing Lance Alworth (9,584)...Passed Alworth on a 31-yard grab on a third-and-20 to keep a TD drive alive...Both scores came in the second half and brought his season total to nine, tying a franchise mark for the most TDs in the first eight games of the season...The first TD grab was on fourth-and-goal and marked career catch No. 750...**at Baltimore (Nov. 30):** With 83 receiving yards on seven catches (11.9 avg.), passed Lance Alworth (9,721) for sole possession of No. 2 on the franchise all-time scrimmage yards list...**vs. Denver (Dec. 14):** Recorded six receptions for 54 yards (9.0 avg.) and a TD...The score brought his season total to 10 TD catches, joining Rob Gronkowski for the only TEs in league annals with four 10-TD seasons...**at San Francisco (Dec. 20):** Hauled in 92 receiving yards and two TDs on seven catches (13.1 avg.)...The two scores came in the second half, with the first coming on third down that kick-started the offense to erase a 21-point deficit...The TDs brought his career total to 99, tying Hall of Fame WR Don Hutson for ninth all-time...**at Kansas City (Dec. 28):** Posted 67 receiving yards on four receptions (16.8 avg.), eclipsing 10,000 career yards...Became the 44th player and fourth TE in history to reach that threshold.

2013: Appeared in all 16 games with 15 starts, totaling 77 catches for 872 yards (11.3 avg.) and four TDs...Recorded two games with 100-plus receiving yards and one game with double-digit receptions...Started at TE in both postseason contests, hauling in three passes for 15 yards (5.0 avg.)...**Awards:** Selected as a third-alternate for the Pro Bowl...**at Philadelphia (Sept. 15):** Led the team with 124 yards on eight catches (15.5 avg.)...Kept the game-winning drive alive with catches of 15 and 21 yards...Eclipsed 650 career receptions, finishing the game with 652...**at Tennessee (Sept. 22):** Posted five catches for 55 yards (11.0 avg.) and a TD, eclipsing 500 career points and passing Hall of Fame WR Lance Alworth for fifth on the team's career scoring list...The score marked the 84th TD catch of his career, breaking the tie with Alworth for the second-most in Chargers history...**vs. Dallas (Sept. 29):** Recorded a 56-yard TD in the fourth quarter, the third-longest of his career and his longest since Dec. 6, 2009 at Cleveland (56 yards)...Finished with a game-high 136 yards and the score on a season-high 10 catches (13.6 avg.), marking his second 100-yard performance of the season...The 10 receptions brought his career total to 667, passing Hall of Fame TE Ozzie Newsome (662) for the fourth-most among TEs in NFL history...**at Kansas City (Nov. 24):** With three catches for 21 yards (7.0 avg.), eclipsed 700 career catches and 9,000 career receiving yards, becoming just the fourth TE in NFL history to do so...The game marked No. 158 for his career, making him the fastest TE in league annals to reach 9,000 yards and the third-fastest to 700 receptions...**vs. Kansas City (Dec. 29):** Posted four catches for 31 yards (7.8 avg.) and a TD...**at Cincinnati (AFC Wild Card, Jan. 5):** Opened the game at TE and made a five-yard reception...**at Denver (AFC Divisional, Jan. 12):** Posted two catches for 10 yards (5.0 avg.) after starting at TE.

2012: Started 15 games at TE and was inactive for another...Hauled in 49 passes for 538 yards (11.0 avg.) and seven TDs...Registered his ninth-straight season with seven-plus TD catches, the most in league annals among TEs and tied for the second-longest streak all-time...Posted a game with two-plus TD catches...**vs. Tennessee (Sept. 16):** Inactive (ribs)...**vs. Atlanta (Sept. 23):** Recorded three receptions for 22 yards (7.3 avg.), surpassing 600 catches for his career...Became just the fifth TE and 59th player in league annals to reach that mark...**vs. Denver (Oct. 15):** Posted season highs in receptions (six), receiving

yards (81) and TDs (two) for a 13.5 yards-per-catch average...It marked the 15th multi-TD game of his career...Passed Hall of Fame TE Ozzie Newsome for fourth in NFL history among TEs in career receiving yards, reaching 8,007...**at Tampa Bay (Nov. 11):** With four catches for 57 yards (14.3 avg.) and a TD, posted the 80th TD catch of his career...**vs. Carolina (Dec. 16):** Tied Hall of Fame WR Lance Alworth for the franchise record with his 81st career TD catch...Finished with four catches for 31 yards (7.8 avg.) and the nine-yard score...**at New York Jets (Dec. 23):** With two catches for 44 yards (22.0 avg.), including a 34-yard TD, passed Lance Alworth to become the team's all-time leader with 82 career TD catches...**vs. Oakland (Dec. 30):** Tied Lance Alworth for the second-most total TDs in Chargers history with an 11-yard catch in the second quarter...Finished the game with two catches for 15 yards (7.5 avg.) and the score.

2011: Selected to his eighth Pro Bowl, starting at TE for the AFC squad...Opened all 13 games he appeared in at TE...Missed three games due to a foot injury...Recorded 778 receiving yards and seven TDs on 64 catches (12.2 avg.)...It marked his eighth-straight season with seven-plus TD catches, the most by a TE in league annals...Recorded one game with multiple TD catches and another with 100-plus receiving yards...**Awards:** Pro Bowl Selection (Eighth)...**vs. Minnesota (Sept. 11):** Posted eight catches and 74 yards (9.3 avg.)...Passed Hall of Fame RB LaDainian Tomlinson for third on the team's all-time receptions list...**vs. Kansas City (Sept. 25):** Inactive (foot)...**at New York Jets (Oct. 23):** Posted five catches for 54 yards (10.8 avg.) and a TD...The two-yard TD in the second quarter marked the 70th TD catch of his career, joining TE Tony Gonzalez as the only TEs in league annals to reach that threshold...The five receptions brought his career total to 542, passing Hall of Fame TE Kellen Winslow (541) for the second-most in Chargers history...**at Jacksonville (Dec. 5):** Registered 70 receiving yards on six catches (11.7 avg.), passing WR Gary Garrison for No. 3 on the team's all-time receiving yards list...**vs. Buffalo (Dec. 11):** Surpassed Gary Garrison (7,562) during the team's first scoring drive for fourth on the team's all-time career scrimmage yards list...Posted seven catches for 68 yards (9.7 avg.) and two TDs...The second score was No. 75 for his career, becoming the 27th player in league history and the second TE (Tony Gonzalez) to reach that mark...**at Detroit (Dec. 24):** With four catches for 40 yards (10.0 avg.), set the team mark for all-time receptions, reaching 587 for his career to pass Hall of Fame WR Charlie Joiner (586)...**at Oakland (Jan. 1):** Recorded a season-high 106 receiving yards and a TD on five catches (21.2 avg.)...Hauled in a season-long 38-yard score on third-and-nine...**vs. NFC (2012 Pro Bowl, Jan. 29):** Opened the game at TE, registering three catches for 67 yards (22.3 avg.) and a TD...Hauled in the 27-yard TD from Chargers teammate QB Philip Rivers with no time remaining in the first half to tie the game at 28.

2010: Selected to his seventh Pro Bowl, but did not participate and was replaced by Oakland TE Zach Miller...Named second-team All-Pro by *The Associated Press*...Started 10 games at TE that he appeared in...Totalled 50 receptions for 782 yards (15.6 avg.) and a team-high 10 TDs...Posted two games with two-plus TD catches and three games with 100-plus receiving yards...Began the season with five-consecutive games with a TD catch, extending a streak from the end of the 2009 season to nine-straight contests...Suffered a foot injury that forced him to be placed on injured reserve on Dec. 30...**Awards:** Pro Bowl Selection (Seventh)...*The Associated Press* Second-Team All-Pro...**at Kansas City (Sept. 13):** Caught five passes for 76 yards (15.2 avg.) and a TD...The score marked the 60th TD of his career...**vs. Jacksonville (Sept. 19):** Posted 57 receiving yards and two TDs on five receptions (11.4 avg.)...Passed TE Steve Jordan (6,307) for the seventh-most career receiving yards by a TE in NFL history...First TD was a nine-yard score and the 61st of his career, breaking a tie with TE Jerry Smith for the third-most career TD catches by a TE in league annals...His second score was No. 62 of his career, tying Hall of Fame TE Shannon Sharpe for second in NFL history among TEs...**at Seattle (Sept. 26):** Posted a 12-yard TD catch for his 63rd career TD, passing Shannon Sharpe for sole possession of second all-time among TEs...Finished with seven catches for 109 yards (15.6 avg.) and the TD...It marked his first 100-yard performance of the season...Passed Hall of Fame WR Lance Alworth (493) for the fourth-most receptions in Chargers history...**vs. Arizona (Oct. 3):** Recorded

his second-straight game with 100-plus receiving yards, totaling a season-high 144 and two TDs on seven receptions (20.6 avg.)...Hauled in the 500th catch of his career, becoming the seventh TE in NFL history to eclipse that mark and the fastest TE to do so...Moved to No. 6 on the team's all-time scoring list with 12 points...**at Oakland (Oct. 10):** Caught five passes for 92 yards (18.4 avg.) and a TD...The score marked his ninth-straight game with a TD catch dating back to 2009, tying Lance Alworth's 1963 team record for consecutive games with a TD...**at St. Louis (Oct. 17):** Posted two catches for 12 yards (6.0 avg.) before suffering a foot injury...**vs. New England (Oct. 24):** Registered four receptions for 50 yards (12.5 avg.) and a TD...Passed Hall of Fame TE Kellen Winslow (6,741) for the sixth-most receiving yards by a TE in NFL history...The fourth quarter TD was his eighth of the season, extending his league record among TEs of consecutive seasons with eight-plus TD catches to seven...**vs. Tennessee (Oct. 31):** Posted five catches for 123 yards (24.6 avg.) and a TD...It marked the 18th 100-yard performance of his career, tying WR John Jefferson for the seventh-most 100-yard games in team history...The 48-yard score in the third quarter was his 41st career TD catch from QB Philip Rivers, setting a new team record for TDs by a QB-TE combo, passing Hall of Fame QB Dan Fouts and Kellen Winslow's mark of 40 TDs...**at Houston (Nov. 7):** Inactive (foot)...It marked the first game of his career that he missed due to injury...**at Indianapolis (Nov. 28):** Returned from injury to start at TE...Made four catches for 46 yards (11.5 avg.)...**vs. Oakland (Dec. 5):** Registered 73 receiving yards and a TD on six catches (12.2 avg.)...**vs. Kansas City (Dec. 12):** Inactive (foot).

2009: Selected to his sixth Pro Bowl, starting at TE for the AFC...Named second-team All-Pro by *The Associated Press*...Recognized as Chargers Co-Offensive Player of the Year...Recorded a career year with 16 starts at TE, finishing with a career-high 1,157 receiving yards and eight TDs on 79 catches (14.6 avg.)...It marked his second career 1,000-yard season...At the time, the receiving yardage was the 10th-highest output by a TE in a single season in NFL history...The 14.6 yards-per-reception average led all NFL TEs...Coupled with WR Vincent Jackson (1,167 yards), was part of team's first 1,000-yard receiving duo since 1985...The 2,318 receiving yards between the pair was the most by a Chargers duo since 1980...Topped 100 receiving yards in three games, including a career-high 167 in a Week 13 win over Cleveland...Posted two games with two-plus TD catches and finished the season with four-straight games with a TD reception...Started at TE for the team's playoff contest, hauling in eight catches for 93 yards (11.6 avg.)...**Awards:** Pro Bowl Selection (Sixth)...*The Associated Press* Second-Team All-Pro...Chargers Co-Offensive Player of the Year...*Sports Illustrated* First-Team All-Pro...**at Pittsburgh (Oct. 4):** Hauled in a season-high nine receptions for 124 yards (13.8 avg.) and two TDs...Scored his first TD on third-and-goal and had sustained the drive with two receptions to move the chains on third down...The second score put him over 100 yards on the day, his first 100-yard performance and first multi-TD game of the year...**vs. Kansas City (Nov. 29):** Registered two TDs and 118 yards on seven receptions (16.9 avg.), bringing his career total to 55 regular-season TD catches to move into sole possession of third among TEs all-time...**at Cleveland (Dec. 6):** Recorded a single-game career-high 167 receiving yards on eight catches (20.9 avg.)...**at Dallas (Dec. 13):** Caught four passes for 44 yards (11.0 avg.), including a 14-yard TD on QB Philip Rivers' 100th career TD pass...The game kicked off a four-game stretch to end the season with a TD catch...**at Tennessee (Dec. 25):** Set a career high for receiving yards in a single season on a 36-yard TD catch from Philip Rivers...Finished with three catches for 74 yards (24.7 avg.) and the score...**vs. Washington (Jan. 3):** Corralled a 12-yard TD on his lone reception of the game for the 59th TD catch of his career to break a tie with WR Gary Garrison (58) for second in Chargers history...**vs. NFC (2010 Pro Bowl, Jan. 31):** Started at TE...Caught three passes for 29 yards (9.7 avg.).

2008: Selected to his fifth Pro Bowl, but did not participate and was replaced by Houston TE Owen Daniels...Opened all 16 games at TE...Registered 704 receiving yards and eight TDs on 60 receptions (11.7 avg.)...Posted one game with multiple TD catches...Started both playoff games at TE, setting postseason career highs with 13 receptions for 146 yards (11.2 avg.)...**Awards:** Pro Bowl Selection (Fifth)...Chargers Alumni Co-Offensive Player of the Month (December)...**vs.**

New Orleans (Oct. 26): Recorded six catches for 96 yards (16.0 avg.) and a TD at Wembley Stadium in London, England...His 12-yard TD catch at the end of the first half marked No. 48 for his career, passing Hall of Fame WR Charlie Joiner for the third-most in team history...**vs. Kansas City (Nov. 9):** Made an eight-yard TD catch with just under seven minutes remaining that proved to be the game-winning score...**at Tampa Bay (Dec. 21):** Recorded his lone multi-TD performance of the season, finishing with four receptions for 43 yards (10.8 avg.) and two TDs...Eclipsed 50 career TD catches with his first score...Became the fastest TE in league annals to reach 50 career TD catches, doing so in 92 games...The first score also pushed him over the 5,000 career receiving yards threshold, becoming the second-fastest TE to that mark (Kellen Winslow, 69 games)...**vs. Indianapolis (Jan. 3):** Led the team with eight receptions for 87 yards (10.9 avg.) after starting at TE...**at Pittsburgh (Jan. 11):** Opened the game at TE...Posted 59 receiving yards on five catches (11.8 avg.).

2007: Selected to his fourth Pro Bowl, but did not participate and was replaced by Cleveland TE Kellen Winslow Jr. ...Named All-AFC by the *Professional Football Writers of America*...Started all 16 games at TE, finishing the year with 75 catches for 984 yards (13.1 avg.) and nine TDs...Posted four games with 100-plus receiving yards and one game with double-digit receptions...Added two games with multiple TD catches...Appeared in all three postseason games with two starts at TE...Ended the playoffs with six catches for 60 yards (10.0 avg.)...**Awards:** Pro Bowl Selection (Fourth)...*Professional Football Writers of America* All-AFC...*Pro Football Weekly* All-AFC...**vs. Chicago (Sept. 9):** Caught a 17-yard TD from Hall of Fame RB LaDainian Tomlinson, marking the second TD catch from Tomlinson in his career...Finished with nine catches for 107 yards (11.9 avg.) and the TD...**at Green Bay (Sept. 23):** Hauled in season highs with 11 catches for 113 yards (10.3 avg.) to mark his second 100-yard performance of the season...**at Denver (Oct. 7):** Tied his season high with 113 receiving yards on seven receptions (16.1 avg.)...Added a nine-yard score in the third quarter...**vs. Houston (Oct. 28):** Hauled in TD passes of 49 and 31 yards for his first multi-TD game of the season...Surpassed 4,000 career receiving yards in his 68th career game, becoming the third-fastest TE in NFL history to eclipse 4,000 yards behind Hall of Fame TEs Kellen Winslow (58 games) and Mike Ditka (67 games)...**vs. Baltimore (Nov. 25):** Posted six catches for 105 yards (17.5 avg.) and two TDs...Broke into the top-five on the Chargers all-time TD receptions list, passing Kellen Winslow (45 TDs)...**at Tennessee (Dec. 9):** Caught six passes for 57 yards (9.5 avg.) and a TD...Made a two-yard game-tying TD catch with under ten seconds remaining to send the game to overtime...Kept alive the game-winning TD drive in overtime with an 11-yard reception on third-and-four...**vs. Tennessee (AFC Wild Card, Jan. 6):** Started at TE before suffering a toe injury...Finished with two receptions for 15 yards (7.5)...**at Indianapolis (AFC Divisional, Jan. 13):** Caught two passes for 28 yards (14.0 avg.)...**at New England (AFC Championship, Jan. 20):** Hauled in two passes for 17 yards (8.5 avg.)...Opened the game at TE.

2006: Selected to his third Pro Bowl...Named first-team All-Pro by *The Associated Press* and *Sporting News*...Recognized as first-team All-NFL and All-AFC by the *Professional Football Writers of America*...Started all 16 games at TE for the first time in his career...Caught 71 passes for 924 yards (13.0 avg.) and nine TDs...Recorded two multi-TD games and one game with 100-plus receiving yards...Started at TE for the team's playoff contest, finishing with six catches for 61 yards (10.2 avg.)...**Awards:** Pro Bowl Selection (Third)...*The Associated Press* First-Team All-Pro...*Professional Football Writers of America* First-Team All-NFL...*Sporting News* First-Team All-Pro...*PFWA* All-AFC...*Sports Illustrated* First-Team All-Pro...ESPN.com First-Team All-Pro...*Pro Football Weekly* First-Team All-Pro...*USA Today Sports Weekly* First-Team All-Pro...*Pro Football Weekly* All-AFC...NFL.com All-Interview...Chargers Alumni Player of the Week (Week 14)...**at San Francisco (Oct. 15):** Totaled five receptions for 78 yards (15.6 avg.) and a TD...The score went for a season-long 57 yards, the then-second-longest TD catch of his career...**vs. Oakland (Nov. 26):** Recorded six catches for 81 yards (13.5 avg.) and a TD...Hauled in the 19-yard score from Hall of Fame RB LaDainian Tomlinson...**vs. Denver (Dec. 10):** Registered season highs in receiving yards (104) and TDs (two) on seven receptions (14.9 avg.)...**vs.**

New England (AFC Divisional, Jan. 14): Led the team with six catches for 61 yards (10.2 avg.)...**vs. NFC (2007 Pro Bowl, Feb. 10):** Recorded a nine-yard reception.

2005: Selected to his second Pro Bowl, starting at TE for the AFC squad...Named first-team All-Pro by *The Associated Press* and *Sporting News*...Recognized as first-team All-NFL by the *Professional Football Writers of America*...Named Chargers Co-Offensive Player of the Year...Started all 15 games he appeared in at TE, missing the season opener due to team suspension...Registered 89 receptions for 1,101 yards (12.4 avg.) and 10 TDs for his first 1,000-yard season...The 89 catches tied Hall of Fame TE Kellen Winslow (1980) for the most in Chargers history by a TE...Became just the second TE in NFL history (Todd Christiansen, 1983) to have a season with 1,100-plus yards and at least 10 TDs...His 23 TD catches from 2004-05 were the most-ever by an NFL TE in a two-year span...Recorded a three-TD game and four contests with 100-plus receiving yards...**Awards:** Pro Bowl Selection (Second)...*The Associated Press* First-Team All-Pro...*Professional Football Writers of America* First-Team All-NFL...*Sporting News* First-Team All-Pro...Chargers Co-Offensive Player of the Year...*Sports Illustrated* First-Team All-Pro...ESPN.com First-Team All-Pro...*Pro Football Weekly* First-Team All-Pro...*USA Today Sports Weekly* First-Team All-Pro...*Pro Football Weekly* Midseason All-Pro...Chargers Alumni Player of the Week (Week 8)...**at New England (Oct. 2):** With six catches for 108 yards (18.0 avg.), recorded his first 100-yard game of the season...**vs. Kansas City (Oct. 30):** Tied a career high with three TD catches...Hauled in 10 passes for 145 yards (14.5 avg.)...**at New York Jets (Nov. 6):** Totaled 132 receiving yards on eight receptions (16.5 avg.) for his second-straight week with 100-plus receiving yards...**vs. Buffalo (Nov. 20):** Caught five passes for 77 yards (15.4 avg.), including a 27-yard score...Suffered a foot injury in the third quarter and did not return...**at Washington (Nov. 27):** Started at TE, helping the Chargers to an overtime win with a 24-yard catch on the first play of overtime...Finished with three catches for 39 yards (13.0 avg.)...**vs. Miami (Dec. 11):** Set a career high in receptions with 13 catches for 123 yards (9.5 avg.) and a TD...The 123 receiving yards brought his season total to 997, a new career high...Hauled in the eight-yard score with just 15 seconds remaining...**vs. NFC (2006 Pro Bowl, Feb. 12):** Started at TE, hauling in two passes for seven yards (3.5 avg.).

2004: Selected to his first Pro Bowl, starting at TE for the AFC squad...Named first-team All-Pro by *The Associated Press* and *Sporting News*...Recognized as second-team All-NFL and All-AFC by the *Professional Football Writers of America*...Named Chargers Offensive Player of the Year...Started 15 games at TE, finishing with 81 receptions for 964 yards (11.9 avg.) and 13 TDs...Hauled in multiple TD passes four times, including a three-TD performance...His 13 TD catches set a single-season franchise mark by a TE...Recorded two 100-yard performances to mark three such games for his career...Started the team's playoff game at TE, recording six catches for 89 yards (14.8 avg.) and a TD...**Awards:** Pro Bowl Selection (First)...*The Associated Press* First-Team All-Pro...*Professional Football Writers of America* Second-Team All-NFL...*Sporting News* First-Team All-Pro...*PFWA* All-AFC...Chargers Offensive Player of the Year...*Sports Illustrated* First-Team All-Pro...*Football Digest* First-Team All-Pro...*College & Pro Football Newsweekly* Second-Team All-Pro...NFL Alumni Association Tight End of the Year...Chargers Alumni Player of the Week (Week 9)...**at Houston (Sept. 12):** Set season highs in receptions (eight) and yards (123) for a 15.4 yards-per-catch average...**vs. New Orleans (Nov. 7):** Caught three TD passes, becoming the first Chargers receiver to do so in a game since WR Tony Martin vs. Baltimore in 1997...It marked the first three-TD game by a Bolts TE since Hall of Fame TE Kellen Winslow in 1983 vs. Kansas City...**at Kansas City (Nov. 28):** Caught seven passes for 92 yards (13.1 avg.) and two TDs...The scores were his 10th and 11th of the season, passing Kellen Winslow and TE Willie Frazier (10) for the most TD catches in a single season by a TE in team annals...It finished a four-game stretch with eight TD catches, tying WR Wes Chandler for a the most by a Charger in a four-game stint...**at Cleveland (Dec. 19):** Hauled in a career-long, 72-yard TD...It marked his 12th TD of the season, tying an NFL record among TEs...**at Indianapolis (Dec. 26):** Set the NFL single-season record for receiving TDs by a TE with his 13th

of the season...Finished with 49 receiving yards on seven receptions (7.0 avg.)...**vs. New York Jets (AFC Wild Card, Jan. 8):** Recorded 89 receiving yards and a TD on six catches (14.8 avg.)...Hauled in the one-yard score with 11 seconds remaining in the fourth quarter to force overtime...**vs. NFC (2005 Pro Bowl, Feb. 13):** Started at TE, finishing with three receptions for 51 yards (17.0 avg.) and a TD...The 12-yard TD from Indianapolis QB Peyton Manning in the second quarter gave the AFC a 28-7 lead and proved to be the winning score.

2003: Recorded 24 receptions for 389 yards (16.2 avg.) and two TDs after making the 53-man roster as an undrafted rookie...Appeared in 15 games with 11 starts...**at Kansas City (Sept. 7):** Inactive (healthy scratch)...**vs. Denver (Sept. 14):** Made his NFL debut...**at Oakland (Sept. 28):** Recorded the first catch of his career, bringing in a pass from QB Drew Brees for 17 yards in the third quarter...Finished with two receptions for 30 yards (15.0 avg.)...**at Jacksonville (Oct. 5):** Made the first start of his career, opening the game at TE...Hauled in a pass for eight yards...**vs. Minnesota (Nov. 9):** Started at TE and posted three catches for 55 yards (18.3 avg.) and a TD, the first score of his career...**vs. Green Bay (Dec. 14):** Recorded season highs in receptions (five) and receiving yards (117) for a 23.4 yards-per-catch average...It marked his first 100-yard receiving game and the first by a Chargers rookie since WR Wayne Walker in 1989 (105 yards at Washington).

COLLEGE: Played two seasons of basketball at Kent State (2001-02, '02-03) after spending time at Michigan State, Eastern Michigan and College of the Sequoias (Visalia, Calif.)...Led the Golden Eagles to a 52-15 record and back-to-back Mid-American Conference Titles in his two seasons...As a junior, helped Kent State reach the Elite Eight of the NCAA Tournament, defeating Oklahoma State (No. 7 seed), Alabama (No. 2 seed) and Pittsburgh (No. 3 seed)...Earned honorable mention All-America recognition from *The Associated Press* as a senior, averaging 20.6 points-per-game and 7.7 rebounds...Other senior accolades included first-team All-MAC and being named the runner-up for MAC

Player of the Year...Ended his career as the sixth-leading scorer in Kent State history...At Eastern Michigan, averaged 10.2 points-per-game and 7.4 rebounds...Began his career at Michigan State, planning to play football and basketball.

PERSONAL: Given name Antonio Ethan Gates Jr. ...Born in Detroit, Mich. ...Has two daughters, Ananda and Ayla, and one son, Aven... Married his wife, Sasha, in 2011...Grandfather, Henry Hank, was a professional boxer in the 1950s and '60s, garnering a 62-31-4 record and had a 1962 fight against Joey Giardello voted Fight of the Year by *Ring Magazine*...Has promoted boxing in Detroit, where his cousin, Tony Harrison, has started his career with a 27-2-0 record with 21 wins by knockout...Did not play football in college after then-Michigan State head football coach Nick Saban wanted him to focus on football... Wore purple cleats for My Cause, My Cleats this past year to support the Lupus Foundation of America to honor the memory of his sister, Pamela, who passed away after a three-year battle with lupus in 2014... Appeared in a public service announcement campaign, 'No More,' in 2014 to stop domestic violence...Hosted an annual Shop with a Charger event to benefit homeless, neglected and abused children... Supporter of the Huntington's Disease Society of America, serving as the honorary chairman for the Shoot to Cure HD for several years... Has worked closely with Promises2Kids to support foster youth...
High School: Earned first-team All-State in football and basketball as a senior at Detroit (Mich.) Central High...Led Trail Blazers football in his final season to a Class A state title.

ANTONIO GATES NFL STATISTICS

Year	Team	GP	GS	No.	Yds	Avg.	Lg	TD
2003	San Diego	15	11	24	389	16.2	48	2
2004	San Diego	15	15	81	964	11.9	72t	13
2005	San Diego	15	15	89	1,101	12.4	38	10
2006	San Diego	16	16	71	924	13.0	57t	9
2007	San Diego	16	16	75	984	13.1	49t	9
2008	San Diego	16	16	60	704	11.7	34	8
2009	San Diego	16	16	79	1,157	14.6	56	8
2010	San Diego	10	10	50	782	15.6	48t	10
2011	San Diego	13	13	64	778	12.2	38t	7
2012	San Diego	15	15	49	538	11.0	34t	7
2013	San Diego	16	15	77	872	11.3	56t	4
2014	San Diego	16	13	69	821	11.9	34	12
2015	San Diego	11	4	56	630	11.3	40	5
2016	San Diego	14	9	53	548	10.3	27	7
2017	Los Angeles Chargers	16	4	30	316	10.5	27	3
2018	Los Angeles Chargers	2	0	2	16	8.0	9	0
NFL Totals		222	188	929	11,524	12.4	72t	114
POSTSEASON								
Year	Team	GP	GS	No.	Yds	Avg.	Lg	TD
2004	San Diego	1	1	6	89	14.8	44	1
2006	San Diego	1	1	6	61	10.2	19	0
2007	San Diego	3	2	6	60	10.0	23	0
2008	San Diego	2	2	13	146	11.2	30	0
2009	San Diego	1	1	8	93	11.6	23	0
2013	San Diego	2	2	3	15	5.0	5	0
Postseason Totals		10	9	42	464	11.0	44	1

SINGLE-GAME CAREER HIGHS

REGULAR SEASON

Receptions13 – Dec. 11, 2005 vs. Miami

Receiving Yards167 – Dec. 6, 2009 at Cleveland

Longest Reception72t – Dec. 19, 2004 at Cleveland

Receiving Touchdowns3 (three times) – Last: Sept. 14, 2014 vs. Seattle

POSTSEASON

Receptions8 (twice) – Last: Jan. 17, 2010 vs. N.Y. Jets

Receiving Yards93 – Jan. 17, 2010 vs. N.Y. Jets

Longest Reception44 – Jan. 8, 2005 vs. N.Y. Jets

Receiving Touchdowns1 – Jan. 8, 2005 vs. N.Y. Jets

CAREER NFL TRANSACTIONS

2003 Signed by San Diego Chargers as undrafted free agent, May 2.
2005 Placed on Reserve/Suspended by Chargers, Aug. 21...Signed contract extension, Aug. 23...Suspension lifted, Sept 12.
2010 Signed contract extension, July 28...Placed on Reserve/Injured (foot), Dec. 30.
2015 Placed on Reserve/Suspended by Commissioner, Sept. 5...Suspension lifted and given exempt status by Commissioner, Oct. 6...Activated from exempt status, Oct. 12.
2016 Re-signed by Chargers as unrestricted free agent, March 9.
2018 Re-signed by Los Angeles Chargers as unrestricted free agent, Sept. 3.

MELVIN GORDON III

RUNNING BACK WISCONSIN

6-1 | 215 LBS | KENOSHA, WIS.

DRAFT 1 - 2015

EXPERIENCE: 4TH NFL SEASON

4TH YEAR WITH CHARGERS



28

2018: Started at RB for both contests...Posted 92 rushing yards on 24 attempts (3.8 avg.) and a TD...Added 15 catches for 140 receiving yards (9.3 avg.) and two TDs...Recorded the first 100-yard receiving game of his career...Posted the second three-TD game of his career in Week 2 at Buffalo...Moved into sole possession of sixth among Chargers RBs in history with 147 career receptions, passing Chuck Muncie (138), Ryan Mathews (146) and Darren Sproles (146)...Increased his career total to 4,062 scrimmage yards to pass RB Don Woods (4,045) for No. 10 in franchise history among RBs...**Awards:** Week 1 NFLPA Community MVP...**vs. Kansas City (Sept. 9):** Started at RB and played 62 offensive snaps...Finished with 15 carries for 64 yards (4.3 avg.)...Tied a career best with nine receptions for a single-game career-high 102 yards (11.3 avg.), marking the first 100-yard receiving game of his career...Tied a single-game career high with the nine catches...Moved to eighth in career receptions among RBs in team history, passing RB Chuck Muncie (138)...With back-to-back plays, moved the ball from the 40-yard line to the Kansas City 29-yard line, eventually leading to a 39-yard field goal by K Caleb Sturgis...On the first, took a handoff off tackle to the right behind a pulling FB Derek Watt for an 18-yard gain...On the next play, corralled a swing-pass in the right flat from QB Philip Rivers before juking past LB Reggie Ragland to turn upfield and move the chains...**at Buffalo (Sept. 16):** Appeared on 36 offensive snaps after starting at RB...Posted three total TDs, the second such game of his career (Oct. 23, 2016 at Atlanta)...Ran the ball nine times for 28

2018, LOS ANGELES CHARGERS

Date	Opp.	Res.	Games		Rushing					Receiving					Total Off.
			L	P/S	Att	Yds	Avg.	Lg	TD	No.	Yds	Avg.	Lg	TD	
09/09	KC	L	1/1		15	64	4.3	18	0	9	102	11.3	25	0	166
09/16	at Buf	W	1/1		9	28	3.1	20t	1	6	38	6.3	10	2	66
09/23	at LAR														
09/30	SF														
10/07	Oak														
10/14	at Cle														
10/21	Ten*														
11/04	at Sea														
11/11	at Oak														
11/18	Den														
11/25	Ari														
12/02	at Pit														
12/09	Cin														
12/13	at KC														
12/22-23	Bal														
12/30	at Den														
'18 TOTALS			1-1	2/2	24	92	3.8	20t	1	15	140	9.3	25	2	232

*Game played at Wembley Stadium in London, England.

yards (3.1 avg.), including a 20-yard TD...Added 38 receiving yards and two TDs on six receptions (6.3 avg.)...Moved to sole possession of No. 6 in team history for career receptions by an RB with 147, passing Ryan Mathews (146) and Darren Sproles (146)...Increased his career scrimmage yards to 4,062 to surpass Don Woods (4,045) for 10th among RBs in team history.

BEYOND THE BOLT

Gordon's parents played an instrumental role in his upbringing. His mother, Carmen, has never missed one of his games. Before enrolling at Wisconsin, she would shuttle him to and from football camps and combines as far away as Tennessee and Alabama. Carmen also stayed after him to maintain good grades as he was named to a host of all-academic teams during his college career at Wisconsin. Melvin wore No. 25 for the Badgers because it was his mother's age when he was born.

Gordon's father, Melvin Jr., also known as "Big Bo," taught his son the importance of strength and conditioning. The family had a weight room in the basement of their Kenosha home and Melvin Sr., was a regular fixture in the weight room at Bradford High School. Gordon continued his intense training regimen at Wisconsin where he once ran every step in Camp Randall Stadium while wearing a weighted vest. A former semi-pro football player, the elder Gordon used to show his son tapes of great running backs like Barry Sanders and Walter Payton.

On his off day leading up to Week 2, Gordon and some of his teammates volunteered in the Los Angeles Meal Pack on 9/11 Day, which helps feed food-insecure children, elderly and veterans. He founded his charity, Melvin Gordon's Beyond the Flash Foundation, earlier this year to combat childhood hunger. For his efforts on Sept. 11, Gordon was awarded Week 1 NFLPA Community MVP. As part of the recognition, the NFLPA donated \$10,000 to his foundation.

MELVIN GORDON III NFL STATISTICS

Year	Team	GP	GS	- Rushing -					- Receiving -					- Scrimmage -	
				No.	Yds	Avg.	Lg	TD	Att	Yds	Avg.	Lg	TD	Yards	
2015	San Diego	14	13	184	641	3.5	27	0	33	192	5.8	18	0	833	
2016	San Diego	13	11	254	997	3.9	48	10	41	419	10.2	35	2	1,416	
2017	Los Angeles Chargers	16	16	284	1,105	3.9	87t	8	58	476	8.2	49	4	1,581	
2018	Los Angeles Chargers	2	2	24	92	3.8	20t	1	15	140	9.3	25	2	232	
NFL Totals		45	42	746	2,835	3.8	87t	19	147	1,227	8.3	49	8	4,062	

CAREER NFL TRANSACTIONS

- 2015** Selected by San Diego Chargers in the first round (15th overall) of NFL Draft, April 30 (pick acquired from San Francisco for Chargers' first and fourth-round picks, and 2016 fifth-round selection)...Signed rookie contract, May 15...Placed on Reserve/Injured (knee), Dec. 21.
- 2018** Had fifth-year team option exercised on rookie contract by Los Angeles Chargers, May 2.

SINGLE-GAME CAREER HIGHS

REGULAR SEASON

Rushing Attempts	32 – Nov. 6, 2016 vs. Tennessee
Rushing Yards	196 – Nov. 6, 2016 vs. Tennessee
Longest Run	87t – Oct. 29, 2017 at New England
Rushing Touchdowns	2 (three times) – Last: Oct. 23, 2016 at Atlanta
Receptions	9 (twice) – Last: Sept. 9, 2018 vs. Kansas City
Receiving Yards	102 – Sept. 9, 2018 vs. Kansas City
Longest Catch	49 – Dec. 16, 2017 at Kansas City
Receiving Touchdowns	2 (twice) – Last: Sept. 16, 2018 at Buffalo
Scrimmage Yards	261 – Nov. 6, 2016 vs. Tennessee

VIRGIL GREEN

TIGHT END **NEVADA**

6-5 | **255 LBS** | **TULARE, CALIF.**

UFA (DENVER) - 2018

EXPERIENCE: 8TH NFL SEASON

1ST YEAR WITH CHARGERS



88

2018: Started at TE in both games...Posted five catches for 76 yards (15.2 avg.)...Appeared on 10 plays on special teams...**vs. Kansas City (Sept. 9):** Made his Chargers debut by starting at TE and playing 44 snaps on offense...Finished with 21 receiving yards on two catches (10.5 avg.)...In the first quarter, provided downfield blocking with WR Keenan Allen to spring WR Travis Benjamin free for a 19-yard rush... **at Buffalo (Sept. 16):** Opened the game at TE for the second straight week, appearing on 42 offensive plays...Hauled in three passes for 55 yards (18.3 avg.).

2018, LOS ANGELES CHARGERS

Date	Opp.	Res.	Games P/S	Receiving					Rushing					Total Off.
				No.	Yds	Avg.	Lg	TD	Att	Yds	Avg.	Lg	TD	
09/09	KC	L	1/1	2	21	10.5	15	0	0	0	-	-	0	21
09/16	at Buf	W	1/1	3	55	18.3	25	0	0	0	-	-	0	55
09/23	at LAR													
09/30	SF													
10/07	Oak													
10/14	at Cle													
10/21	Ten*													
11/04	at Sea													
11/11	at Oak													
11/18	Den													
11/25	Ari													
12/02	at Pit													
12/09	Cin													
12/13	at KC													
12/22-23	Bal													
12/30	at Den													
'18 TOTALS				5	76	15.2	25	0	0	0	-	-	0	76

*Game played at Wembley Stadium in London, England.

VIRGIL GREEN NFL STATISTICS

Year	Team	GP	GS	No.	Yds	Avg.	Lg	TD
2011	Denver	15	3	3	24	8.0	9	0
2012	Denver	12	2	5	63	12.6	28	0
2013	Denver	16	3	9	45	5.0	10	0
2014	Denver	13	9	6	74	12.3	38	1
2015	Denver	16	5	12	173	14.4	32	1
2016	Denver	12	11	22	237	10.8	31	1
2017	Denver	16	16	14	191	13.6	44	1
2018	Los Angeles Chargers	2	2	5	76	15.2	25	0
NFL Totals		102	51	76	883	11.6	44	4
POSTSEASON								
Year	Team	GP	GS	No.	Yds	Avg.	Lg	TD
2011	Denver	2	1	0	0	-	-	0
2012	Denver	1	0	0	0	-	-	0
2013	Denver	3	0	1	3	3.0	3	0
2014	Denver	1	1	1	4	4.0	4	0
2015	Denver	3	1	2	14	7.0	11	0
Postseason Totals		10	3	4	21	5.3	11	0

SINGLE-GAME CAREER HIGHS

REGULAR SEASON

Receptions 4 (twice) – Last: Oct. 30, 2016 vs. San Diego
Receiving Yards 61 – Nov. 1, 2015 vs. Green Bay
Longest Reception 44 – Sept. 11, 2017 vs. L.A. Chargers
Receiving Touchdowns 1 (four times) – Last: Sept. 17, 2017 vs. Dallas

POSTSEASON

Receptions 2 – Jan. 17, 2016 vs. Pittsburgh
Receiving Yards 14 – Jan. 17, 2016 vs. Pittsburgh
Longest Reception 11 – Jan. 17, 2016 vs. Pittsburgh

CAREER NFL TRANSACTIONS

- 2011** Selected by Denver Broncos with the first of two choices in the seventh round (204th overall) of NFL Draft, April 30... Signed rookie contract, July 28.
- 2012** Placed on Reserve/Suspended by Commissioner, Aug. 31... Suspension lifted by Commissioner, Oct. 1.
- 2015** Re-Signed by Broncos as unrestricted free agent, March 10.
- 2018** Signed by Los Angeles Chargers as unrestricted free agent, March 14.

CASEY HAYWARD JR.

CORNERBACK VANDERBILT

5-10 | 195 LBS | PERRY, GA.

UFA (GB) - 2016

EXPERIENCE: 7TH NFL SEASON

3RD YEAR WITH CHARGERS



26

2018: Started both games at RCB...Posted five solo tackles and a pass defended...**vs. Kansas City (Sept. 9):** Started at RCB, seeing action on all 56 defensive plays...Posted four solo stops...**at Buffalo (Sept. 16):** Opened the game at RCB, playing 60 snaps on defense...Registered a pass defended and a solo tackle.

2018, LOS ANGELES CHARGERS

Date	Opp.	Games		Tackles						Interceptions					Fumbles		
		Res.	P/S	Tot	So	As	Sk	Yd	TFL	No.	Yd	Lg	TD	PD	FF	FR	
09/09	KC	L	1/1	4	4	0	0	0	0	0	0	0	0	0	0	0	
09/16	at Buf	W	1/1	1	1	0	0	0	0	0	0	-	0	1	0	0	
09/23	at LAR																
09/30	SF																
10/07	Oak																
10/14	at Cle																
10/21	Ten*																
11/04	at Sea																
11/11	at Oak																
11/18	Den																
11/25	Ari																
12/02	at Pit																
12/09	Cin																
12/13	at KC																
12/22-23	Bal																
12/30	at Den																
'18 TOTALS		1-1	2/2	5	5	0	0.0	0	0	0	0	0	-	0	1	0	0

*Game played at Wembley Stadium in London, England.

CASEY HAYWARD JR. NFL STATISTICS

		- Tackles -								- Interceptions -					- Fumbles -			
Year	Team	GP	GS	Total	Solo	Asst	Sacks	Yds	TFL	No.	Yds	Lg	TD	PD	FF	FR	Yds	ST Tackles
2012	Green Bay	16	7	55	43	12	0.0	0	1	6	81	24	0	25	1	0	0	5
2013	Green Bay	3	1	12	7	5	0.0	0	0	0	0	0	0	1	0	0	0	0
2014	Green Bay	16	1	32	27	5	0.0	0	2	3	113	82t	1	6	0	2	49	7
2015	Green Bay	16	11	74	53	21	0.0	0	3	0	0	0	0	7	0	0	0	1
2016	San Diego	16	14	59	51	8	0.0	0	2	7	102	31	1	23	0	0	0	1
2017	Los Angeles Chargers	16	16	40	33	7	0	0	2	4	7	7	0	24	1	2	11	0
2018	Los Angeles Chargers	2	2	5	5	0	0	0	0	0	0	0	0	1	0	0	0	0
NFL Totals		85	52	277	219	58	0	0	10	20	303	82t	2	87	2	4	60	14
		- Tackles -								- Interceptions -					- Fumbles -			
Year	Team	GP	GS	Total	Solo	Asst	Sacks	Yds	TFL	No.	Yds	Lg	TD	PD	FF	FR	Yds	ST Tackles
2012	Green Bay	2	0	2	2	0	0.0	0	0	0	0	0	0	0	0	0	0	2
2014	Green Bay	2	0	1	1	0	0.0	0	1	0	0	0	0	1	0	0	0	0
2015	Green Bay	2	2	14	12	2	0.0	0	0	0	0	0	0	2	0	0	0	0
Postseason Totals		6	2	17	15	2	0.0	0	1	0	0	0	0	3	0	0	0	2

CAREER REGULAR-SEASON INTERCEPTIONS (20)

2	Blake Bortles	1	Brock Osweiler
2	Jay Cutler	1	Dak Prescott
2	Andrew Luck	1	Matt Schaub
2	Nathan Peterman	1	Matthew Stafford
2	Trevor Siemian	1	Ryan Tannehill
1	Sam Bradford	1	Jameis Winston
1	Marcus Mariota	1	T.J. Yates
1	Cam Newton		

CAREER TOUCHDOWNS (3)

vs. Chicago (Nov. 9, 2014), 82-yard interception return
vs. Philadelphia (Nov. 16, 2014), 49-yard fumble return
at Denver (Oct. 30), 24-yard interception return

CAREER NFL TRANSACTIONS

- 2012** Selected by Green Bay Packers in the second round (62nd overall) of NFL Draft, April 27 (pick acquired from New England for Packers' third and fifth-round selections)...Signed rookie contract, May 11.
- 2013** Placed on Reserve/Injured (hamstring), Nov. 23.
- 2016** Signed by San Diego Chargers as unrestricted free agent, March 13.
- 2018** Signed contract extension, March 11.

SINGLE-GAME CAREER HIGHS

REGULAR SEASON

Tackles..... 9 – Nov. 4, 2013 vs. Chicago
Interceptions..... 2 (three times) – Last: Nov. 19, 2017 vs. Buffalo

POSTSEASON

Tackles..... 7 (twice) – Last: Jan. 16, 2016 at Arizona

MELVIN INGRAM III

DEFENSIVE END SOUTH CAROLINA

6-2 | 247 LBS | ROCKINGHAM, N.C.

DRAFT 1 - 2012

EXPERIENCE: 7TH NFL SEASON

7TH YEAR WITH CHARGERS



54

2018: Started at DE in both contests...Recorded five tackles (three solo) with 1.5 sacks and 1.5 tackles for loss...**vs. Kansas City (Sept. 9):** Started at DE, leading all defensive linemen with 53 defensive snaps played...Assisted on a tackle...**at Buffalo (Sept. 16):** Registered his first sacks of the season, finishing with 1.5 takedowns for 13.5 yards to bring his career total to 36.5 sacks...Posted four tackles (three solo) and the 1.5 tackles for loss...Applied pressure to QB Josh Allen in the third quarter, resulting in an INT by S Adrian Phillips...Started at DE and played 49 snaps on defense.

2018, LOS ANGELES CHARGERS

Date	Opp.	Res.	P/S	Tackles							Interceptions					Fumbles	
				Tot	So	As	Sk	Yd	TFL		No.	Yd	Lg	TD	PD	FF	FR
09/09	KC	L	1/1	1	0	1	0	0	0		0	0	-	0	0	0	0
09/16	at Buf	W	1/1	4	3	1	1.5	13.5	1.5		0	0	-	0	0	0	0
09/23	at LAR																
09/30	SF																
10/07	Oak																
10/14	at Cle																
10/21	Ten*																
11/04	at Sea																
11/11	at Oak																
11/18	Den																
11/25	Ari																
12/02	at Pit																
12/09	Cin																
12/13	at KC																
12/22-23	Bal																
12/30	at Den																
'18 TOTALS				1-1	2/2	5	3	2	1.5	13.5	1.5	0	0	-	0	0	0

*Game played at Wembley Stadium in London, England.

MELVIN INGRAM III NFL STATISTICS

Year	Team	GP	GS	- Tackles -					Yds	TFL	- Interceptions -					- Fumbles -				ST Tackles
				Total	Solo	Asst	Sacks				No.	Yds	Lg	TD	PD	FF	FR	Yds		
2012	San Diego	16	2	29	18	11	1.0	6	5		0	0	-	0	5	2	0	0		12
2013	San Diego	4	1	13	5	8	1.0	0	2		0	0	-	0	0	1	0	0		0
2014	San Diego	9	9	40	25	15	4.0	31	7		0	0	-	0	0	2	0	0		0
2015	San Diego	16	16	76	65	11	10.5	73.5	19		0	0	-	0	5	4	1	0		0
2016	San Diego	16	16	66	45	21	8.0	52	13		0	0	-	0	4	4	0	0		0
2017	Los Angeles Chargers	16	16	76	50	26	10.5	87.5	22.5		0	0	-	0	1	1	2	39		0
2018	Los Angeles Chargers	2	2	5	3	2	1.5	13.5	1.5		0	0	-	0	0	0	0	0		0
NFL Totals		79	62	305	211	94	36.5	263.5	70		0	0	-	0	15	14	3	39		12
Year	Team	GP	GS	- Tackles -					Yds	TFL	- Interceptions -					- Fumbles -				ST Tackles
				Total	Solo	Asst	Sacks				No.	Yds	Lg	TD	PD	FF	FR	Yds		
2013	San Diego	2	2	6	2	4	0.0	0	0		1	3	3	0	1	0	0	0		0

CAREER REGULAR-SEASON SACKS (36.5)

5.0	Alex Smith	1.5	Josh Allen	1.0	Brock Osweiler
3.5	Trevor Siemian	1.5	Joe Flacco	1.0	Matt Ryan
3.5	Ryan Tannehill	1.5	Josh McCown	1.0	Russell Wilson
2.5	Derek Carr	1.0	Tom Brady	0.5	Kirk Cousins
2.0	Blake Bortles	1.0	Drew Brees	0.5	Greg McElroy
2.0	Jay Cutler	1.0	Chase Daniel	0.5	Brandon Weeden
2.0	Eli Manning	1.0	Cody Kessler		
2.0	Peyton Manning	1.0	Matt McGloin		

CAREER POSTSEASON INTERCEPTIONS (1)

1 Andy Dalton

CAREER TOUCHDOWNS (1)

vs. Buffalo (Nov. 19, 2017), 39-yard fumble return

CAREER NFL TRANSACTIONS

- 2012** Selected by San Diego Chargers in the first round (18th overall) of NFL Draft, April 26...Signed rookie contract, May 11.
- 2013** Placed on Reserve/Physically Unable to Perform (knee), Aug. 26...Activated from Reserve/Physically Unable to Perform, Dec. 13.
- 2014** Placed on Reserve/Injured; Designated for Return (hip), Sept. 20...Activated from Reserve/Injured; Designated for Return, Nov. 15.
- 2015** Had fifth-year team option exercised on rookie contract by Chargers, April 8.
- 2017** Designated franchise player (non-exclusive) by Los Angeles Chargers, Feb. 27...Signed contract extension, June 11.

SINGLE-GAME CAREER HIGHS

REGULAR SEASON

Tackles 10 (twice) – Last: Oct. 23, 2016 at Atlanta
Sacks 3.0 – Sept. 24, 2017 vs. Kansas City

POSTSEASON

Tackles 4 – Jan. 12, 2014 at Denver
Interceptions 1 – Jan. 5, 2014 at Cincinnati

DERWIN JAMES

SAFETY

FLORIDA STATE

6-2 | 215 LBS | HAINES CITY, FLA.

DRAFT 1 - 2018

EXPERIENCE: ROOKIE

1ST YEAR WITH CHARGERS



33

2018: Started both games at S, recording a team-high 14 tackles (12 solo)...Posted two sacks, two tackles for loss and two passes defended...
vs. Kansas City (Sept. 9): Made his NFL debut, appearing on 56 defensive snaps and four on special teams after opening the game at S...Posted a team-high six tackles (five solo)...Added a zero-yard sack of QB Patrick Mahomes in the second quarter to force a punt...Made a diving effort to break up a would-be TD to WR De'Anthony Thomas at the start of the second quarter...Just two plays later, forced a Kansas City punt by sprinting past the offensive line to flush Mahomes to his right before chasing him down for the zero-yard sack...
at Buffalo (Sept. 16): Opened at S and played 59 snaps on defense...Recorded a career-high eight tackles (seven solo) and two tackles for loss, including a six-yard sack...Added a pass defended.

2018, LOS ANGELES CHARGERS

Date	Opp.	Res.	Games		Tackles							Interceptions					Fumbles	
			P/S		Tot	So	As	Sk	Yd	TFL		No.	Yd	Lg	TD	PD	FF	FR
09/09	KC	L	1/1		6	5	1	1.0	0	0		0	0	-	0	1	0	0
09/16	at Buf	W	1/1		8	7	1	1.0	6	2		0	0	-	0	1	0	0
09/23	at LAR																	
09/30	SF																	
10/07	Oak																	
10/14	at Cle																	
10/21	Ten*																	
11/04	at Sea																	
11/11	at Oak																	
11/18	Den																	
11/25	Ari																	
12/02	at Pit																	
12/09	Cin																	
12/13	at KC																	
12/22-23	Bal																	
12/30	at Den																	
'18 TOTALS			1-1	2/2	14	12	2	2.0	6	2		0	0	-	0	2	0	0

*Game played at Wembley Stadium in London, England.

DERWIN JAMES NFL STATISTICS

Year	Team	GP	GS	- Tackles -						Yds	TFL	- Interceptions -					PD	- Fumbles -				ST Tackles
				Total	Solo	Asst	Sacks	No.	Yds			Lg	TD	FF	FR	Yds						
2018	Los Angeles Chargers.....	2	2	14	12	2	2.0	6	2	0	0	-	0	2	0	0	0	0				

CAREER REGULAR-SEASON SACKS (2.0)

1.0 Josh Allen | 1.0 Patrick Mahomes

CAREER NFL TRANSACTIONS

2018 Selected by Los Angeles Chargers in the first round (17th overall) of NFL Draft, April 26...Signed rookie contract, June 1.

SINGLE-GAME CAREER HIGHS

REGULAR SEASON

Tackles 8 – Sept. 16, 2018 at Buffalo
Sacks 1.0 (twice) – Last: Sept. 16, 2018 at Buffalo

RAYSHAWN JENKINS

SAFETY

MIAMI

6-2 | 220 LBS | ST. PETERSBURG, FLA.

DRAFT 4 - 2017

EXPERIENCE: 2ND NFL SEASON

2ND YEAR WITH CHARGERS



23

2018: Appeared in both games on special teams while contributing in one on defense...**vs. Kansas City (Sept. 9):** Saw action on 26 plays on special teams, tying with LB Uchenna Nwosu for the team lead...**at Buffalo (Sept. 16):** Appeared on 10 defensive plays and a team-high 24 on special teams.

2018, LOS ANGELES CHARGERS

Date	Opp.	Res.	Games		Tackles							Interceptions					Fumbles	
			P/S		Tot	So	As	Sk	Yd	TFL		No.	Yd	Lg	TD	PD	FF	FR
09/09	KC	L	1/0		0	0	0	0	0	0		0	0	-	0	0	0	0
09/16	at Buf	W	1/0		0	0	0	0	0	0		0	0	-	0	0	0	0
09/23	at LAR																	
09/30	SF																	
10/07	Oak																	
10/14	at Cle																	
10/21	Ten*																	
11/04	at Sea																	
11/11	at Oak																	
11/18	Den																	
11/25	Ari																	
12/02	at Pit																	
12/09	Cin																	
12/13	at KC																	
12/22-23	Bal																	
12/30	at Den																	
'18 TOTALS			1-1	2/0	0	0	0	0.0	0	0		0	0	-	0	0	0	0

*Game played at Wembley Stadium in London, England.

RAYSHAWN JENKINS NFL STATISTICS

Year	Team	GP	GS	- Tackles -					Yds	TFL	- Interceptions -					- Fumbles -			ST Tackles
				Total	Solo	Asst	Sacks				No.	Yds	Lg	TD	PD	FF	FR	Yds	
2017	Los Angeles Chargers	15	0	5	4	1	0.0	0	0	0	0	0	-	0	1	0	0	0	11
2018	Los Angeles Chargers	2	0	0	0	0	0.0	0	0	0	0	0	-	0	0	0	0	0	0
NFL Totals		17	0	5	4	1	0.0	0	0	0	0	0	-	0	1	0	0	0	11

CAREER NFL TRANSACTIONS

2017 Selected by Los Angeles Chargers in the fourth round (113th overall) of NFL Draft, April 29...Signed rookie contract, May 17.

SINGLE-GAME CAREER HIGHS

REGULAR SEASON

Tackles... 2 (twice) – Last: Dec. 16, 2017 at Kansas City

JJ JONES

WIDE RECEIVER WEST GEORGIA

5-10 | 173 LBS | MACON, MISS.

FREE AGENT - 2018

EXPERIENCE: ROOKIE

1ST YEAR WITH CHARGERS



89

2018: Appeared in both games...Posted a rush for zero yards... Returned two kickoffs for 36 yards (18.0 avg.)...Added four punt returns for 17 yards (3.3 avg.)...**vs. Kansas City (Sept. 9):** Made his NFL debut...Posted 36 return yards on two kickoffs (18.0 avg.)...Saw action on a punt return...**at Buffalo (Sept. 16):** Appeared on offense for the first time in his career, playing on three snaps and recording a rush for zero yards...Returned three punts for 17 yards (5.7 avg.) while contributing on 10 special teams plays.

2018, LOS ANGELES CHARGERS

Date	Opp.	Res.	Games		Receiving					Rushing					Total Off.
			P/S		No.	Yds	Avg.	Lg	TD	Att	Yds	Avg.	Lg	TD	
09/09	KC	L	1/0		0	0	-	-	0	0	0	-	-	0	0
09/16	at Buf	W	1/0		0	0	-	-	0	1	0	0.0	0	0	0
09/23	at LAR														
09/30	SF														
10/07	Oak														
10/14	at Cle														
10/21	Ten*														
11/04	at Sea														
11/11	at Oak														
11/18	Den														
11/25	Ari														
12/02	at Pit														
12/09	Cin														
12/13	at KC														
12/22-23	Bal														
12/30	at Den														
'18 TOTALS			1-1	2/0	0	0	-	-	0	1	0	0.0	0	0	0

*Game played at Wembley Stadium in London, England.

JJ JONES NFL STATISTICS

Year	Team	GP	GS	No.	- Receiving -				TD	Att	- Rushing -				TD	- Scrimmage - Yards
					Yds	Avg.	Lg				Yds	Avg.	Lg			
2018	Los Angeles Chargers	2	0	0	0	-	-		0	1	0	0.0	0		0	
Year	Team			No.	- Kickoff Returns -				TD	No.	- Punt Returns -				TD	- All-Purpose - Yards
					Yds	Avg.	Lg				Yds	Avg.	Lg			
2018	Los Angeles Chargers			2	36	18.0	23		0	4	2	13	3.3	10	0	49

CAREER NFL TRANSACTIONS

2018 Signed by Los Angeles Chargers as undrafted free agent, May 11.

JUSTIN JONES

DEFENSIVE TACKLE NORTH CAROLINA STATE

6-3 | 309 LBS | AUSTELL, GA.

DRAFT 3 - 2018

EXPERIENCE: ROOKIE

1ST YEAR WITH CHARGERS



91

2018: Appeared in both games...Recorded six tackles (three solo)...**vs. Kansas City (Sept. 9):** Made his NFL debut, seeing time on 24 defensive plays and six on special teams...Finished with five tackles (two solo)...**at Buffalo (Sept. 16):** Registered a solo tackle, playing 30 snaps on defense and four on special teams.

2018, LOS ANGELES CHARGERS

Date	Opp.	Res.	Games		Tackles						Interceptions					Fumbles	
			P/S		Tot	So	As	Sk	Yd	TFL	No.	Yd	Lg	TD	PD	FF	FR
09/09	KC	L	1/0		5	2	3	0	0	0	0	0	-	0	0	0	0
09/16	at Buf	W	1/0		1	1	0	0	0	0	0	0	-	0	0	0	0
09/23	at LAR																
09/30	SF																
10/07	Oak																
10/14	at Cle																
10/21	Ten*																
11/04	at Sea																
11/11	at Oak																
11/18	Den																
11/25	Ari																
12/02	at Pit																
12/09	Cin																
12/13	at KC																
12/22-23	Bal																
12/30	at Den																
'18 TOTALS			1-1	2/0	6	3	3	0	0	0	0	0	-	0	0	0	0

*Game played at Wembley Stadium in London, England.

JUSTIN JONES NFL STATISTICS

Year	Team	GP	GS	- Tackles -			Sacks	Yds	TFL	- Interceptions -					- Fumbles -			ST Tackles
				Total	Solo	Asst				No.	Yds	Lg	TD	PD	FF	FR	Yds	
2018	Los Angeles Chargers	2	0	6	3	3	0.0	0	0	0	0	-	0	0	0	0	0	0

CAREER NFL TRANSACTIONS

2018 Selected by Los Angeles Chargers in the third round (84th overall) of NFL Draft, April 27...Signed rookie contract, May 11.

SINGLE-GAME CAREER HIGHS

REGULAR SEASON

Tackles..... 5 - Sept. 9, 2018 vs. Kansas City

DREW KASER

PUNTER


TEXAS A&M

6-2 | 206 LBS | STOW, OHIO

DRAFT 6 - 2016

EXPERIENCE: 3RD NFL SEASON

3RD YEAR WITH CHARGERS



8

2018: Saw action in both games to punt and hold on all kicks... Punted seven times for 353 yards (50.4 avg.)...Pinned opponents inside the 20-yard line twice, registering a net average of 33.1 yards... **vs. Kansas City (Sept. 9):** Punted twice for 120 yards (60.0 avg.), registering the highest gross punting average in the NFL during Week 1...Appeared on six special teams plays...**at Buffalo (Sept. 16):** Saw action on 10 snaps on special teams to punt and hold on kicks...Punted five times for 233 yards (46.6 avg.) and pinned the Bills inside the 20-yard line twice...Finished with a 41.4 net average.

2018, LOS ANGELES CHARGERS

Date	Opp.	Res.	Games	No.	Yds	Avg.	Lg	Opp		Net		TB	FC	Blk	
			Played					Ret	Yds	Avg.	In20				
09/09	KC	L	1	2	120	60.0	63	2	95	12.5	0	0	0	0	
09/16	at Buf	W	1	5	233	46.6	66	1	6	41.4	2	1	1	0	
09/23	at LAR														
09/30	SF														
10/07	Oak														
10/14	at Cle														
10/21	Ten*														
11/04	at Sea														
11/11	at Oak														
11/18	Den														
11/25	Ari														
12/02	at Pit														
12/09	Cin														
12/13	at KC														
12/22-23	Bal														
12/30	at Den														
'18 TOTALS			1-1	2	7	353	50.4	66	3	101	33.1	2	1	1	0

*Game played at Wembley Stadium in London, England.

DREW KASER NFL STATISTICS

Year	Team	GP	- Gross -				- Opponent -		Net Avg.	In 20	TB	FC	Block
			No.	Yards	Avg.	Lg	Ret	Yards					
2016	San Diego	16	59	2,731	46.3	69	33	282	39.8	18	5	10	0
2017	Los Angeles Chargers	16	74	3,558	48.1	69	48	319	41.3	27	9	6	0
2018	Los Angeles Chargers	2	7	353	50.4	66	3	101	33.1	2	1	1	0
NFL Totals		34	140	6,634	47.4	69	84	702	40.2	15	47	17	0

CAREER NFL TRANSACTIONS

2016 Selected by San Diego Chargers in the sixth round (179th overall) of NFL Draft, April 30...Signed rookie contract, May 9.

SINGLE-GAME CAREER HIGHS

REGULAR SEASON

Punts 10 – Nov. 12, 2017 at Jacksonville
Punting Yards 485 – Nov. 12, 2017 at Jacksonville
Gross Punting Average (min. 3 punts) 57.0 – Oct. 30, 2016 at Denver
Longest Punt 69 (twice) – Last: Oct. 22, 2017 vs. Denver
Net Punting Average (min. 3 punts) 49.0 – Nov. 13, 2016 vs. Miami

DESMOND KING II

CORNERBACK IOWA

5-10 | 200 LBS | DETROIT, MICH.

DRAFT 5 - 2017

EXPERIENCE: 2ND NFL SEASON

2ND YEAR WITH CHARGERS



20

2018: Appeared in both games with one start as the third CB... Recorded seven solo tackles, a tackle for loss and a pass defended... **vs. Kansas City (Sept. 9):** Participated on 43 defensive snaps and 10 on special teams after starting as the third CB... Finished with five solo tackles and a tackle for loss... Added a pass defended... **at Buffalo (Sept. 16):** Recorded two solo tackles while appearing on 45 plays on defense and 10 on special teams.

2018, LOS ANGELES CHARGERS

Games				Tackles							Interceptions					Fumbles		
Date	Opp.	Res.	P/S	Tot	So	As	Sk	Yd	TFL	No.	Yd	Lg	TD	PD	FF	FR		
09/09	KC	L	1/1	5	5	0	0	0	1	0	0	-	0	0	0	0		
09/16	at Buf	W	1/0	2	2	0	0	0	0	0	0	-	0	0	0	0		
09/23	at LAR																	
09/30	SF																	
10/07	Oak																	
10/14	at Cle																	
10/21	Ten*																	
11/04	at Sea																	
11/11	at Oak																	
11/18	Den																	
11/25	Ari																	
12/02	at Pit																	
12/09	Cin																	
12/13	at KC																	
12/22-23	Bal																	
12/30	at Den																	
'18 TOTALS				1-1	2/1	7	7	0	0.0	0	1	0	0	-	0	1	0	0

*Game played at Wembley Stadium in London, England.

DESMOND KING II NFL STATISTICS

- Tackles -										- Interceptions -					- Fumbles -			
Year	Team	GP	GS	Total	Solo	Asst	Sacks	Yds	TFL	No.	Yds	Lg	TD	PD	FF	FR	Yds	ST Tackles
2017	Los Angeles Chargers.....	16	4	71	61	10	4.0	11	6	1	90	90t	1	6	0	0	0	7
2018	Los Angeles Chargers.....	2	1	7	7	0	0.0	0	1	0	0	-	0	1	0	0	0	0
NFL Totals.....		18	5	78	68	10	4.0	11	7	1	90	90t	1	7	0	0	0	7

- Kickoff Returns -							- Punt Returns -					- Total Return -	
Year	Team	No.	Yds	Avg.	Lg	TD	No.	FC	Yds	Avg.	Lg	TD	Yards
2017	Los Angeles Chargers.....	17	353	20.8	44	0	1	1	2	2.0	2	0	355
2017	Los Angeles Chargers.....	0	0	-	-	0	0	0	0	-	-	0	0
NFL Totals.....		17	353	20.8	44	0	1	1	2	2.0	2	0	355

CAREER REGULAR-SEASON SACKS (4.0)

1.0 Blake Bortles | 1.0 Kirk Cousins
1.0 Tom Brady | 1.0 DeShone Kizer

CAREER REGULAR-SEASON INTERCEPTIONS (1)

1 Dak Prescott

CAREER TOUCHDOWNS (1)

vs. Dallas (Nov. 23, 2017), 90-yard interception return

CAREER NFL TRANSACTIONS

2017 Selected by Los Angeles Chargers in the fifth round (151st overall) of NFL Draft, April 29...Signed rookie contract, May 17.

SINGLE-GAME CAREER HIGHS

REGULAR SEASON

Tackles 10 – Dec. 10, 2017 vs. Washington
Sacks 1.0 (four times) – Last: Dec. 10, 2017 vs. Washington
Interceptions 1 – Nov. 23, 2017 at Dallas

FORREST LAMP

GUARD


WESTERN KENTUCKY

6-4 | 310 LBS | VENICE, FLA.

DRAFT 2 - 2017

EXPERIENCE: 2ND NFL SEASON

2ND YEAR WITH CHARGERS



77

2018: Missed both games as one of the team's seven inactive players...**vs. Kansas City (Sept. 9):** Inactive (healthy scratch).

FORREST LAMP NFL GAMES

Year	Team	GP	GS
2018	Los Angeles Chargers.....	0	0

On injured reserve for 2017 season.

CAREER NFL TRANSACTIONS

2017 Selected by Los Angeles Chargers in the second round (38th overall) of NFL Draft, April 28...Signed rookie contract, May 11...Placed on Reserve/Injured (knee), Sept. 2.

CHRISTOPHER LANDRUM

DEFENSIVE END JACKSONVILLE STATE

6-3 | 250 LBS | SWEET WATER, ALA.

FREE AGENT - 2016

EXPERIENCE: 3RD NFL SEASON

3RD YEAR WITH CHARGERS



46

2018: Appeared in both games, returning to action after missing all of 2017 on injured reserve...Assisted on two tackles...**vs. Kansas City (Sept. 9):** Played 12 defensive snaps and four on special teams in his first game played since 2016...Assisted on two tackles...**at Buffalo (Sept. 16):** Saw action on 21 defensive plays and eight on special teams.

2018, LOS ANGELES CHARGERS

Date	Opp.	Games		Tackles							Interceptions					Fumbles	
		Res.	P/S	Tot	So	As	Sk	Yd	TFL	No.	Yd	Lg	TD	PD	FF	FR	
09/09	KC	L	1/0	2	0	2	0	0	0	0	0	0	0	0	0	0	
09/16	at Buf	W	1/0	0	0	0	0	0	0	0	0	0	0	0	0	0	
09/23	at LAR																
09/30	SF																
10/07	Oak																
10/14	at Cle																
10/21	Ten*																
11/04	at Sea																
11/11	at Oak																
11/18	Den																
11/25	Ari																
12/02	at Pit																
12/09	Cin																
12/13	at KC																
12/22-23	Bal																
12/30	at Den																
'18 TOTALS		1-1	2/0	2	0	2	0	0	0	0	0	0	0	0	0	0	

*Game played at Wembley Stadium in London, England.

CHRISTOPHER LANDRUM NFL STATISTICS

Year	Team	GP	GS	– Tackles –						– Interceptions –					– Fumbles –			ST Tackles
				Total	Solo	Asst	Sacks	Yds	TFL	No.	Yds	Lg	TD	PD	FF	FR	Yds	
2016	San Diego	10	0	7	4	3	1.0	7	1	0	0	–	0	0	0	0	0	0
2017	Los Angeles Chargers	0	0	– Injured Reserve –														
2018	Los Angeles Chargers	2	0	2	0	2	0.0	0	0	0	0	–	0	0	0	0	0	0
NFL Totals		12	0	9	4	5	1	7	1	0	0	–	0	0	0	0	0	0

CAREER REGULAR-SEASON SACKS (1.0)

1.0 Cam Newton

CAREER NFL TRANSACTIONS

2016 Signed by San Diego Chargers as undrafted free agent, May 2...Waived by Chargers, Sept. 4...Signed by Chargers to practice squad, Sept. 6...Signed to active roster, Oct. 22.

2017 Placed on Reserve/Injured (shoulder), Sept. 2.

SINGLE-GAME CAREER HIGHS

REGULAR SEASON

Tackles 3 - Dec. 11, 2016 at Carolina

Sacks 1.0 - Dec. 11, 2016 at Carolina

CRAIG MAGER

CORNERBACK **TEXAS STATE**
5-11 | **200 LBS** | **LULING, TEXAS**
DRAFT 3 - 2015
EXPERIENCE: 3RD NFL SEASON
4TH YEAR WITH CHARGERS



29

2018: Participated on special teams in the season opener...Placed on injured reserve with a hamstring injury on Sept. 15...**vs. Kansas City (Sept. 9):** Saw action on six special teams plays.

2018, LOS ANGELES CHARGERS																	
Date	Opp.	Games		Tackles							Interceptions					Fumbles	
		Res.	P/S	Tot	So	As	Sk	Yd	TFL	No.	Yd	Lg	TD	PD	FF	FR	
09/09	KC	L	1/0	0	0	0	0	0	0	0	0	0	0	0	0	0	
09/16	at Buf	W	0/0	– Injured Reserve –													
09/23	at LAR																
09/30	SF																
10/07	Oak																
10/14	at Cle																
10/21	Ten*																
11/04	at Sea																
11/11	at Oak																
11/18	Den																
11/25	Ari																
12/02	at Pit																
12/09	Cin																
12/13	at KC																
12/22-23	Bal																
12/30	at Den																
'18 TOTALS		1-1	1/0	0	0	0	0	0	0	0	0	0	–	0	0	0	
*Game played at Wembley Stadium in London, England.																	

*Game played at Wembley Stadium in London, England.

CRAIG MAGER NFL STATISTICS

Year	Team	GP	GS	- Tackles -				Yds	TFL	- Interceptions -					- Fumbles -			ST Tackles
				Total	Solo	Asst	Sacks			No.	Yds	Lg	TD	PD	FF	FR	Yds	
2015	San Diego	10	2	11	10	1	0.0	0	0	0	0	-	0	2	0	0	0	0
2016	San Diego	11	8	29	19	10	0.0	0	1	1	8	8	0	4	0	1	0	1
2017	Los Angeles Chargers	2	0	0	0	0	0.0	0	0	0	0	-	0	0	0	0	0	0
2018	Los Angeles Chargers	1	0	0	0	0	0.0	0	0	0	0	-	0	0	0	0	0	0
NFL Totals		24	10	40	29	11	0.0	0	1	1	8	8	0	6	0	1	0	1

CAREER REGULAR-SEASON INTERCEPTIONS (1)

1Drew Brees

CAREER NFL TRANSACTIONS

- 2015** Selected by San Diego Chargers in the third round (83rd overall) of NFL Draft, May 1...Signed rookie contract, May 13.
2017 Waived by Los Angeles Chargers, Sept. 3...Signed by Chargers to practice squad, Sept. 4...Signed to active roster, Dec. 16.
2018 Placed on Reserve/Injured (hamstring), Sept. 15.

SINGLE-GAME CAREER HIGHS

REGULAR SEASON

Tackles..... 7 – Nov. 27, 2016 at Houston
Interceptions..... 1 – Oct. 2, 2016 vs. New Orleans

T.Y. McGILL

DEFENSIVE TACKLE NORTH CAROLINA STATE

6-3 | 299 LBS | JESUP, GA.

WAIVERS (KC) - 2018

EXPERIENCE: 4TH NFL SEASON

1ST YEAR WITH CHARGERS



90

CAREER HIGHLIGHTS

- Appeared in 12 games as an undrafted rookie for the Colts in 2015, recording single-season career highs in tackles (11), solo stops (eight) and sacks (three).
- Brought down Miami QB Ryan Tannehill twice as a rookie in a Week 16 win.

2018: Missed both games as one of the team's seven inactive players...**vs. Kansas City (Sept. 9):** Inactive (healthy scratch).

2017: Appeared in three games for Cleveland and was inactive for 10 others before closing the season on the practice squad...Recorded a solo tackle...**vs. Minnesota (Oct. 29):** Posted a solo tackle, his first as a Brown.

2016: Saw action in a career-high 13 games...Posted six tackles (four solo), two sacks and forced a fumble...**at Tennessee (Oct. 23):** Registered an 11-yard strip-sack of QB Marcus Mariota that was returned by OLB Robert Mathis 14 yards for a TD to put the game away...**at Minnesota (Dec. 18):** Posted his second sack of the season.

2015: Appeared in 12 games for Indianapolis after being released by Seattle in final roster reductions...Finished with 11 tackles (eight solo) and three sacks...Added four tackles for loss and a pass defended...**at Buffalo (Sept. 13):** Made his NFL debut...**vs. New York Jets (Sept. 21):** Inactive (healthy scratch)...**vs. New England (Oct. 18):** Returned to action after missing four games...**vs. New Orleans (Oct. 25):** Registered the first tackle of his career, assisting on two stops...**vs. Denver (Nov. 8):** Recorded the first solo tackle of his career...**at Miami (Dec. 27):** Finished with two sacks, the first QB takedowns of his career...**vs. Tennessee (Jan. 3):** Registered his third sack in a two-week span.

2018, LOS ANGELES CHARGERS

Date	Opp.	Res.	Games		Tot	So	Tackles				Yd	TFL	Interceptions					Fumbles	
			L	P/S			As	Sk	No.	Yd			Lg	TD	PD	FF	FR		
09/09	KC	L	0/0					- Inactive -											
09/16	at Buf	W	0/0					- Inactive -											
09/23	at LAR																		
09/30	SF																		
10/07	Oak																		
10/14	at Cle																		
10/21	Ten*																		
11/04	at Sea																		
11/11	at Oak																		
11/18	Den																		
11/25	Ari																		
12/02	at Pit																		
12/09	Cin																		
12/13	at KC																		
12/22-23	Bal																		
12/30	at Den																		
'18 TOTALS			1-1	0/0		0	0	0	0	0	0	0	0	0	0	0	0	0	0

*Game played at Wembley Stadium in London, England.

COLLEGE: Played four seasons (2011-14) at North Carolina State, appearing in 49 career games with 21 starts...Totaled 131 tackles (78 solo), 10 sacks and 24.5 tackles for loss...As a senior, recorded 37 tackles (22 solo), eight tackles for loss and three sacks...In 2012, tallied a season-high eight tackles and two sacks against Maryland, earning Atlantic Coast Conference Defensive Lineman of the Week honors...Started the win at Virginia as a freshman, the lone true freshman to start that season for the Wolfpack.

PERSONAL: Given name Torrone McGill Jr. ...Born in Jesup, Ga. ...Cousin is former New England G Tre' Jackson...Earned a degree in sport management from North Carolina State...**High School:** Named All-Region as a junior and senior at Wayne County High in Jesup, Ga. ...Recorded 10 sacks as a senior and was selected to play in the 2010 Georgia North-South All-Star game...Lettered four years in football, three in basketball and four in track & field.

T.Y. McGILL NFL STATISTICS

Year	Team	GP	GS	- Tackles -				Yds	TFL	- Interceptions -					- Fumbles -			
				Total	Solo	Asst	Sacks			No.	Yds	Lg	TD	PD	FF	FR	Yds	ST Tackles
2015	Indianapolis	12	0	11	8	3	3.0	26	4	0	0	-	0	1	0	0	0	0
2016	Indianapolis	13	0	6	4	2	2.0	20	2	0	0	-	0	1	1	0	0	0
2017	Cleveland	3	0	1	1	0	0.0	0	0	0	0	-	0	0	0	0	0	0
2018	Los Angeles Chargers	0	0	0	0	0	0.0	0	0	0	0	-	0	0	0	0	0	0
NFL Totals		28	0	18	13	5	5.0	46	6	0	0	-	0	2	1	0	0	0

CAREER NFL TRANSACTIONS

- 2015** Signed by Seattle Seahawks as undrafted free agent, May 15...Waived by Seahawks, Sept. 5...Claimed off waivers by Indianapolis Colts, Sept. 6.
- 2017** Waived by Colts, Sept. 2...Claimed off waivers by Cleveland Browns, Sept. 3...Waived by Browns, Dec. 12...Signed by Browns to practice squad, Dec. 15.
- 2018** Signed by Kansas City Chiefs as free agent, Jan. 15...Waived by Chiefs, Sept. 1...Claimed off waivers by Los Angeles Chargers, Sept. 2 (three times) - Last: Jan. 1, 2017 vs. Jacksonville

CAREER REGULAR-SEASON SACKS (5.0)

2.0 Ryan Tannehill | 1.0 Marcus Mariota
1.0 Sam Bradford | 1.0 ... Zach Mettenberger

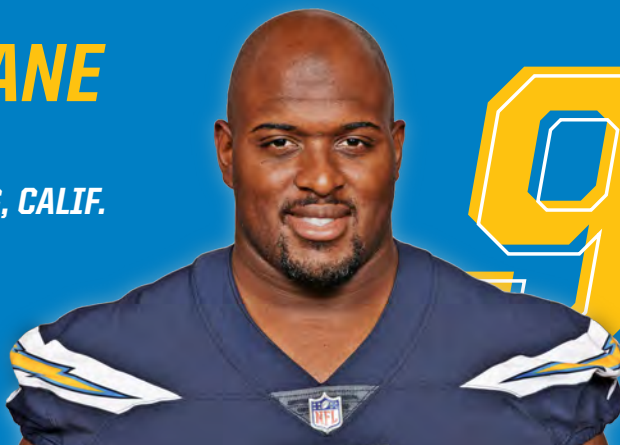
SINGLE-GAME CAREER HIGHS

REGULAR SEASON

Tackles 2 (three times) - Last: Jan. 1, 2017 vs. Jacksonville
Sacks 2.0 - Dec. 27, 2015 at Miami

BRANDON MEBANE

NOSE TACKLE **CALIFORNIA**
6-1 | **311 LBS** | **LOS ANGELES, CALIF.**
UFA (SEA) - 2016
EXPERIENCE: 12TH NFL SEASON
3RD YEAR WITH CHARGERS



92

2018: Started at NT in both games...Recorded six tackles (two solo)...
vs. Kansas City (Sept. 9): Started at NT, seeing time on 23 plays on defense...Finished with an assisted tackle...**at Buffalo (Sept. 16):** Posted five tackles (two solo) after starting at NT...Played 28 snaps on defense.

2018, LOS ANGELES CHARGERS

Date	Opp.	Res.	Games		Tackles						Interceptions						Fumbles	
			P/S		Tot	So	As	Sk	Yd	TFL	No.	Yd	Lg	TD	PD	FF	FR	
09/09	KC	L	1/1		1	0	1	0	0	0	0	0	0	0	0	0	0	
09/16	at Buf	W	1/1		5	2	3	0	0	0	0	0	0	0	0	0	0	
09/23	at LAR																	
09/30	SF																	
10/07	Oak																	
10/14	at Cle																	
10/21	Ten*																	
11/04	at Sea																	
11/11	at Oak																	
11/18	Den																	
11/25	Ari																	
12/02	at Pit																	
12/09	Cin																	
12/13	at KC																	
12/22-23	Bal																	
12/30	at Den																	
'18 TOTALS				1-1	2/2	6	2	4	0.0	0	0	0	0	0	0	0	0	

*Game played at Wembley Stadium in London, England.

BRANDON MEBANE NFL STATISTICS

Year	Team	GP	GS	- Tackles -					Yds	TFL	- Interceptions -					- Fumbles -				ST Tackles
				Total	Solo	Asst	Sacks				No.	Yds	Lg	TD	PD	FF	FR	Yds		
2007	Seattle	16	10	29	23	6	2.0	11	0	0	0	0	0	0	0	0	1	0	0	0
2008	Seattle	16	16	39	31	8	5.5	24	9	0	0	0	0	1	2	0	0	0	0	0
2009	Seattle	15	15	49	41	8	1.5	9.5	8	0	0	0	0	0	0	0	0	0	0	0
2010	Seattle	12	12	31	19	12	1.0	7	7	0	0	0	0	2	0	0	0	0	0	0
2011	Seattle	16	16	56	40	16	0.0	0	7	0	0	0	0	1	0	0	0	0	0	0
2012	Seattle	16	16	56	31	25	3.0	22	4	0	0	0	0	3	0	1	0	0	0	0
2013	Seattle	16	16	45	21	24	0.0	0	6	0	0	0	0	1	0	1	0	0	0	0
2014	Seattle	9	9	20	11	9	1.0	9	5	0	0	0	0	0	0	0	0	0	0	0
2015	Seattle	15	15	24	14	10	1.5	12.5	2	0	0	0	0	0	0	0	0	0	0	0
2016	San Diego	10	10	35	19	16	1.0	10	4	1	5	5	0	1	0	0	0	0	0	0
2017	Los Angeles Chargers	16	16	57	22	35	0	0	2	0	0	0	0	0	0	0	0	0	0	0
2018	Los Angeles Chargers	2	2	6	2	4	0	0	0	0	0	0	0	0	0	0	0	0	0	0
NFL Totals		159	153	447	274	173	16.5	105	54	1	5	5	0	9	2	3	0	0	0	0
Year	Team	GP	GS	- Tackles -					Yds	TFL	- Interceptions -					- Fumbles -				ST Tackles
				Total	Solo	Asst	Sacks				No.	Yds	Lg	TD	PD	FF	FR	Yds		
2007	Seattle	2	2	6	4	2	0.0	0	0	0	0	0	0	0	0	0	0	0	0	0
2010	Seattle	2	2	9	8	1	0.0	0	2	0	0	0	0	0	0	0	0	0	0	0
2012	Seattle	2	2	9	5	4	0.0	0	0	0	0	0	0	0	0	0	0	0	0	0
2013	Seattle	3	2	8	5	3	0.0	0	1	0	0	0	0	0	0	0	0	0	0	0
2015	Seattle	2	1	5	3	2	0.0	0	0	0	0	0	0	0	0	0	0	0	0	0
Postseason Totals		11	9	37	25	12	0.0	0	3	0	0	0	0	0	0	0	0	0	0	0

CAREER REGULAR-SEASON SACKS (16.5)

2.0	Aaron Rodgers	1.0	Jeff Garcia	1.0	Chad Pennington
2.0	Kurt Warner	1.0	Johnny Manziel	1.0	Philip Rivers
1.5	Alex Smith	1.0	Cam Newton	1.0	Matthew Stafford
1.0	Marc Bulger	1.0	J.T. O'Sullivan	0.5	Brett Favre
1.0	Matt Cassel	1.0	Carson Palmer	0.5	Colin Kaepernick

CAREER REGULAR-SEASON INTERCEPTIONS (1)

1	Derek Carr
---	------------

CAREER NFL TRANSACTIONS

2007	Selected by Seattle Seahawks in the third round (85th overall) of NFL Draft, April 28...Signed rookie contract, July 25.
2011	Re-signed by Seahawks as unrestricted free agent, July 29.
2014	Placed on Reserve/Injured (hamstring), Nov. 11.
2016	Signed by San Diego Chargers as unrestricted free agent, March 9...Placed on Reserve/Injured (bi-cups), Nov. 22.

SINGLE-GAME CAREER HIGHS

REGULAR SEASON

Tackles 7 (three times) – Last: Oct. 2, 2016 vs. New Orleans
Sacks 2.0 – Sept. 24, 2012 vs. Green Bay
Interceptions 1 – Oct. 9, 2016 at Oakland

POSTSEASON

Tackles 7 (twice) – Last: Jan. 16, 2016 at Arizona

DETREZ NEWSOME

RUNNING BACK WESTERN CAROLINA

5-10 | 210 LBS | RAEFORD, N.C.

FREE AGENT - 2018

EXPERIENCE: ROOKIE

1ST YEAR WITH CHARGERS



38

2018: Saw action in both contests, registering a carry for zero yards... **vs. Kansas City (Sept. 9):** Made his NFL debut, seeing action on 10 special teams plays... **at Buffalo (Sept. 16):** Saw the first action of his career on offense, playing on three snaps and taking his first carry for zero yards... Added seven plays on special teams.

2018, LOS ANGELES CHARGERS

Date	Opp.	Res.	Games		Att	Rushing				No.	Receiving				Total Off.
			P/S			Yds	Avg.	Lg	TD		Yds	Avg.	Lg	TD	
09/09	KC	L	1/0		0	0	-	-	0	0	0	-	-	0	0
09/16	at Buf	W	1/0		1	0	0.0	0	0	0	0	-	-	0	0
09/23	at LAR														
09/30	SF														
10/07	Oak														
10/14	at Cle														
10/21	Ten*														
11/04	at Sea														
11/11	at Oak														
11/18	Den														
11/25	Ari														
12/02	at Pit														
12/09	Cin														
12/13	at KC														
12/22-23	Bal														
12/30	at Den														
'18 TOTALS			1-1	2/0	1	0	0.0	0	0	0	0	-	-	0	0

*Game played at Wembley Stadium in London, England.

DETREZ NEWSOME NFL STATISTICS

Year	Team	GP	GS	No.	- Rushing -				Att	- Receiving -				- Scrimmage -
					Yds	Avg.	Lg	TD		Yds	Avg.	Lg	TD	Yards
2018	Los Angeles Chargers.....	2	0	1	0	0.0	0	0	0	0	-	-	0	0

Year	Team	No.	- Kickoff Returns -				No.	- Punt Returns -				- All-Purpose -	
			Yds	Avg.	Lg	TD		FC	Yds	Avg.	Lg	TD	Yards
2018	Los Angeles Chargers.....	0	0	-	-	0	0	0	0	-	-	0	0

CAREER NFL TRANSACTIONS

2018 Signed by Los Angeles Chargers as undrafted free agent, May 11.

UCHENNA NWOSU


LINEBACKER SOUTHERN CALIFORNIA

6-2 | 251 LBS | CARSON, CALIF.

DRAFT 2 - 2018

EXPERIENCE: ROOKIE

1ST YEAR WITH CHARGERS



42

2018: Appeared in both games, registering three tackles (two solo), a three-yard sack and a tackle for loss...Posted one tackle on special teams...**vs. Kansas City (Sept. 9):** Made his NFL debut...Appeared on two plays on defense...Tied with S Rayshawn Jenkins for a team-high 26 snaps on special teams...Recorded a special teams tackle...**at Buffalo (Sept. 16):** Appeared on 16 defensive snaps and 23 on special teams...Posted the first sack of his career, a three-yard takedown on third down to force a three-and-out on Buffalo's opening series...Finished with three tackles (two solo), the sack and a tackle for loss.

2018, LOS ANGELES CHARGERS

Date	Opp.	Res.	Games		Tackles							Interceptions					Fumbles	
			P/S		Tot	So	As	Sk	Yd	TFL		No.	Yd	Lg	TD	PD	FF	FR
09/09	KC	L	1/0		0	0	0	0	0	0		0	0	-	0	0	0	0
09/16	at Buf	W	1/0		3	2	1	1.0	3	1		0	0	-	0	0	0	0
09/23	at LAR																	
09/30	SF																	
10/07	Oak																	
10/14	at Cle																	
10/21	Ten*																	
11/04	at Sea																	
11/11	at Oak																	
11/18	Den																	
11/25	Ari																	
12/02	at Pit																	
12/09	Cin																	
12/13	at KC																	
12/22-23	Bal																	
12/30	at Den																	
'18 TOTALS			1-1	2/0	3	2	1	1.0	3	1		0	0	-	0	0	0	0

*Game played at Wembley Stadium in London, England.

UCHENNA NWOSU NFL STATISTICS

Year	Team	GP	GS	- Tackles -				Yds	TFL	- Interceptions -					- Fumbles -			
				Total	Solo	Asst	Sacks			No.	Yds	Lg	TD	PD	FF	FR	Yds	ST Tackles
2018	Los Angeles Chargers	2	0	3	2	1	1.0	3	1	0	0	-	0	0	0	0	0	1

CAREER REGULAR-SEASON SACKS (1.0)

1.0 Josh Allen

CAREER NFL TRANSACTIONS

2018 Selected by Los Angeles Chargers in the second round (48th overall) of NFL Draft, April 27...Signed rookie contract, May 11.

SINGLE-GAME CAREER HIGHS

REGULAR SEASON

Tackles 3 – Sept. 16, 2018 at Buffalo
Sacks 1.0 – Sept. 16, 2018 at Buffalo

RUSSELL OKUNG

TACKLE

OKLAHOMA STATE

6-5 | 310 LBS | FORT BEND, TEXAS

UFA (DENVER) - 2017

EXPERIENCE: 9TH NFL SEASON

2ND YEAR WITH CHARGERS



76

2018: Started in the season opener...Part of a line that protected QB Philip Rivers to pass Hall of Fame QB Fran Tarkenton for the sixth-most career TD passes in history...Gave Rivers time to post one game with 400-plus yards and two three-TD contests...Blocked for the NFL's No. 3 overall and passing offense, posting 445.0 and 329.0 yards-per-game, respectively...Appeared on nine special teams plays...**vs. Kansas City (Sept. 9):** Started at LT and played all 82 snaps on offense...Blocked for the offense to total a Week 1-high 541 net yards, including 123 on the ground...Protected Philip Rivers to throw for 424 yards and three TDs for a 103.7 passer rating...**at Buffalo (Sept. 16):** Opened the game at LT, playing all 57 offensive snaps...Kept Philip Rivers upright to complete 85.2 percent of his passes for 256 yards and three TDs (143.2 passer rating)...It marked Rivers' 54th three-TD performance (second

of the season) and the fifth-best single-game passer rating of his career (min. 20 attempts)...Paved the way for an offense that rushed for 100-plus yards for the second time in as many weeks...Blocked for RB Austin Ekeler to record a single-game career-high 77 rushing yards and for RB Melvin Gordon III to match a career best with three total TDs (one rushing, two receiving).

RUSSELL OKUNG NFL GAMES

Year	Team	GP	GS
2010	Seattle	10	10
2011	Seattle	12	12
2012	Seattle	15	15
2013	Seattle	8	8
2014	Seattle	14	14
2015	Seattle	13	13
2016	Denver	16	16
2017	Los Angeles Chargers	15	15
2018	Los Angeles Chargers	2	2
NFL Totals		105	105

POSTSEASON

Year	Team	GP	GS
2010	Seattle	2	2
2012	Seattle	2	2
2013	Seattle	3	3
2014	Seattle	3	3
2015	Seattle	2	2
Postseason Totals		12	12

CAREER NFL TRANSACTIONS

2010	Selected by Seattle Seahawks in the first round (sixth overall) of NFL Draft, April 22...Signed rookie contract, Aug. 6.
2011	Placed on Reserve/Injured (pectoral), Dec. 6.
2013	Placed on Reserve/Injured; Designated for Return (toe), Sept. 20...Activated from Reserve/Injured; Designated for Return, Nov. 16.
2016	Signed by Denver Broncos as unrestricted free agent, March 17.
2017	Signed by Los Angeles Chargers as unrestricted free agent, March 9.

DENZEL PERRYMAN


LINEBACKER MIAMI

5-11 | 240 LBS | CORAL GABLES, FLA.

DRAFT 2 - 2015

EXPERIENCE: 4TH NFL SEASON

4TH YEAR WITH CHARGERS



52

2018: Started both games at ILB...Recorded 13 tackles (10 solo) and a tackle for loss...**vs. Kansas City (Sept. 9):** Appeared on 41 defensive snaps after opening the game at ILB...Finished with five tackles (four solo)...**at Buffalo (Sept. 16):** Tied for a team high with eight tackles (six solo)...Opened at ILB and played 37 snaps on defense.

2018, LOS ANGELES CHARGERS

Games				Tackles							Interceptions					Fumbles	
Date	Opp.	Res.	P/S	Tot	So	As	Sk	Yd	TFL	No.	Yd	Lg	TD	PD	FF	FR	
09/09	KC	L	1/1	5	4	1	0	0	1	0	0	-	0	0	0	0	
09/16	at Buf	W	1/1	8	6	2	0	0	0	0	0	-	0	0	0	0	
09/23	at LAR																
09/30	SF																
10/07	Oak																
10/14	at Cle																
10/21	Ten*																
11/04	at Sea																
11/11	at Oak																
11/18	Den																
11/25	Ari																
12/02	at Pit																
12/09	Cin																
12/13	at KC																
12/22-23	Bal																
12/30	at Den																
'18 TOTALS				1-1	2/2	13	10	3	0.0	0	1	0	0	-	0	0	

*Game played at Wembley Stadium in London, England.

DENZEL PERRYMAN NFL STATISTICS

Year	Team	GP	GS	– Tackles –						– Interceptions –					– Fumbles –				ST Tackles
				Total	Solo	Asst	Sacks	Yds	TFL	No.	Yds	Lg	TD	PD	FF	FR	Yds		
2015	San Diego	14	9	95	72	23	2.0	23	9	0	0	–	0	0	1	0	0	6	
2016	San Diego	12	11	80	54	26	2.0	8	0	1	1	1	0	1	1	0	0	1	
2017	Los Angeles Chargers	7	6	51	29	22	0.0	0	2	0	0	–	0	2	0	1	0	0	
2018	Los Angeles Chargers	2	2	13	10	3	0.0	0	1	0	0	–	0	0	0	0	0	0	
NFL Totals		35	28	239	165	74	4.0	31	12	1	1	–	0	3	2	1	0	7	

CAREER REGULAR-SEASON SACKS (4.0)

1.0 Derek Carr | 1.0 Andrew Luck
1.0 Robert Griffin III | 1.0 Alex Smith

CAREER REGULAR-SEASON INTERCEPTIONS (1)

1 Matt Ryan

CAREER NFL TRANSACTIONS

2015 Selected by San Diego Chargers in the third round (153rd overall) of NFL Draft, May 1...Signed rookie contract, May 13.

SINGLE-GAME CAREER HIGHS

REGULAR SEASON

Tackles... 15 (twice) – Last: Dec. 24, 2015 at Oakland
Sacks... 1.0 (four times) – Last: Dec. 24, 2016 at Cleveland
Interceptions... 1 – Oct. 23, 2016 at Atlanta

ADRIAN PHILLIPS

SAFETY

TEXAS

5-11 | 210 LBS | GARLAND, TEXAS

FREE AGENT - 2014

EXPERIENCE: 4TH NFL SEASON

5TH YEAR WITH CHARGERS



31

2018: Appeared in both games, posting three solo tackles and a tackle for loss...Posted an INT, the fifth of his career, and two passes defended...Added three tackles on special teams...**vs. Kansas City (Sept. 9):** Finished with a solo stop, appearing on 11 defensive snaps and 21 on special teams...**at Buffalo (Sept. 16):** Saw action on 27 plays on defense and 20 on special teams...Posted two solo stops and broke up two passes, including an INT in the third quarter after DE Melvin Ingram III pressured QB Josh Allen...Led the team with three special teams tackles.

2018, LOS ANGELES CHARGERS

Date	Opp.	Games		Tackles							Interceptions					Fumbles		
		Res.	P/S	Tot	So	As	Sk	Yd	TFL	No.	Yd	Lg	TD	PD	FF	FR		
09/09	KC	L	1/0	1	1	0	0	0	1	0	0	0	0	0	0	0		
09/16	at Buf	W	1/0	2	2	0	0	0	0	1	0	0	0	2	0	0		
09/23	at LAR																	
09/30	SF																	
10/07	Oak																	
10/14	at Cle																	
10/21	Ten*																	
11/04	at Sea																	
11/11	at Oak																	
11/18	Den																	
11/25	Ari																	
12/02	at Pit																	
12/09	Cin																	
12/13	at KC																	
12/22-23	Bal																	
12/30	at Den																	
'18 TOTALS				1-1	2/0	3	3	0	0.0	0	1	1	0	-	0	2	0	0

*Game played at Wembley Stadium in London, England.

ADRIAN PHILLIPS NFL STATISTICS

Year	Team	GP	GS	- Tackles -					Yds	TFL	- Interceptions -					- Fumbles -				ST Tackles
				Total	Solo	Asst	Sacks				No.	Yds	Lg	TD	PD	FF	FR	Yds		
2014	San Diego	3	0	1	0	1	0.0	0	0	0	0	0	-	0	1	0	0	0		0
2015	San Diego	9	2	19	14	5	0.0	0	1	1	39	39	0	1	0	0	0	0		3
2016	San Diego	14	6	40	27	13	0.0	0	0	1	22	22	0	3	0	0	0	0		3
2017	Los Angeles Chargers	15	4	60	50	10	0.0	0	1	2	13	9	0	6	1	0	0	0		6
2018	Los Angeles Chargers	2	0	3	3	0	0.0	0	1	1	0	0	0	2	0	0	0	0		3
NFL Totals		43	12	123	94	29	0.0	0	3	5	74	39	0	13	1	0	0	0		15

CAREER NFL TRANSACTIONS

- 2014** Signed by San Diego Chargers as undrafted free agent, June 16...Waived by Chargers, Aug. 30...Signed by Chargers to practice squad, Aug. 31...Released by Chargers from practice squad, Sept. 23...Signed by Chargers to practice squad, Sept. 29...Released by Chargers from practice squad, Oct. 1...Signed by Chargers to practice squad, Oct. 7...Signed to active roster, Nov. 1...Waived by Chargers, Nov. 3...Signed by Chargers to practice squad, Nov. 5...Signed to active roster, Nov. 15...Waived by Chargers, Nov. 30...Signed by Chargers to practice squad, Dec. 2...Re-signed by Chargers as free agent, Dec. 29.
- 2015** Waived by Chargers, Sept. 5...Signed by Chargers to practice squad, Sept. 6...Signed to active roster, Sept. 19...Waived by Chargers, Oct. 12...Signed by Chargers to practice squad, Oct. 14...Signed to active roster, Oct. 20...Waived by Chargers, Dec. 9...Signed by Chargers to practice squad, Dec. 11...Signed to active roster, Dec. 16.
- 2017** Re-signed by Los Angeles Chargers as exclusive rights free agent, March 22.
- 2018** Re-signed by Chargers as restricted free agent, March 14.

CAREER REGULAR-SEASON INTERCEPTIONS (5)

- 1 Josh Allen | 1 Brock Osweiler
 1 Drew Brees | 1 Trevor Siemian
 1 DeShone Kizer

SINGLE-GAME CAREER HIGHS

REGULAR SEASON

Tackles..... 12 – Oct. 29, 2017 at New England
Interceptions..... 1 (five times) – Last: Sept. 16, 2018 at Buffalo

DARIUS PHILON

DEFENSIVE TACKLE ARKANSAS

6-1 | 300 LBS | MOBILE, ALA.

DRAFT 6 - 2015

EXPERIENCE: 4TH NFL SEASON

4TH YEAR WITH CHARGERS



93

2018: Opened both games at DT...Registered six tackles (two solo) and a tackle for loss...**vs. Kansas City (Sept. 9):** Opened the game at DT for the seventh start of his career...Appeared on 35 defensive plays and six on special teams...Finished the game with five tackles (two solo) and a tackle for loss...**at Buffalo (Sept. 16):** Assisted on a tackle after starting at DT and playing 36 defensive snaps...Added four plays on special teams.

2018, LOS ANGELES CHARGERS

Date	Opp.	Games		Tackles							Interceptions					Fumbles	
		Res.	P/S	Tot	So	As	Sk	Yd	TFL	No.	Yd	Lg	TD	PD	FF	FR	
09/09	KC	L	1/1	5	2	3	0	0	1	0	0	0	-	0	0	0	
09/16	at Buf	W	1/1	1	0	1	0	0	0	0	0	0	-	0	0	0	
09/23	at LAR																
09/30	SF																
10/07	Oak																
10/14	at Cle																
10/21	Ten*																
11/04	at Sea																
11/11	at Oak																
11/18	Den																
11/25	Ari																
12/02	at Pit																
12/09	Cin																
12/13	at KC																
12/22-23	Bal																
12/30	at Den																
'18 TOTALS		1-1	2/2	6	2	4	0.0	0	1	0	0	-	0	0	0	0	

*Game played at Wembley Stadium in London, England.

DARIUS PHILON NFL STATISTICS

Year	Team	GP	GS	- Tackles -					Yds	TFL	- Interceptions -					- Fumbles -			ST Tackles
				Total	Solo	Asst	Sacks				No.	Yds	Lg	TD	PD	FF	FR	Yds	
2015	San Diego	8	0	7	6	1	0.0	0	2		0	0	-	0	1	0	0	0	0
2016	San Diego	14	2	16	8	8	1.0	0	2		0	0	-	0	0	0	0	0	0
2017	Los Angeles Chargers	16	4	48	28	20	4.5	26	8.5		0	0	-	0	1	1	0	0	0
2018	Los Angeles Chargers	2	2	6	2	4	0.0	0	1		0	0	-	0	0	0	0	0	0
NFL Totals		40	8	77	44	33	5.5	26	13.5		0	0	-	0	2	1	0	0	0

CAREER REGULAR-SEASON SACKS (5.5)

1.0	Tom Brady	1.0	Eli Manning
1.0	Robert Griffin III	1.0	Carson Wentz
1.0	DeShone Kizer	0.5	Derek Carr

CAREER NFL TRANSACTIONS

2015 Selected by San Diego Chargers in the sixth round (192nd overall) of NFL Draft, May 2...Signed rookie contract, May 13...Placed on Reserve/Injured; Designated for Return (hip), Oct. 17...Activated from Reserve/Injured; Designated for Return, Dec. 12.

SINGLE-GAME CAREER HIGHS

REGULAR SEASON

Tackles..... 7 – Dec. 31, 2017 vs. Oakland
Sacks..... 1.0 (five times) – Last: Dec. 3, 2017 vs. Cleveland

MIKE POUNCEY

CENTER

FLORIDA

6-5 | 298 LBS | ARDMORE, OKLA.

FREE AGENT - 2018

EXPERIENCE: 8TH NFL SEASON

1ST YEAR WITH CHARGERS



53

2018: Started in the season opener...Part of a line that protected QB Philip Rivers to pass Hall of Fame QB Fran Tarkenton for the sixth-most career TD passes in history...Gave Rivers time to post one game with 400-plus yards and two three-TD contests...Blocked for the NFL's No. 3 overall and passing offense, posting 445.0 and 329.0 yards-per-game, respectively...**vs. Kansas City (Sept. 9):** Started at C and played all 82 snaps on offense...Blocked for the offense to total a Week 1-high 541 net yards, including 123 on the ground...Protected Philip Rivers to throw for 424 yards and three TDs for a 103.7 passer rating...**at Buffalo (Sept. 16):** Opened the game at C, playing all 57 offensive snaps...Kept Philip Rivers upright to complete 85.2 percent of his passes for 256 yards and three TDs (143.2 passer rating)...It marked Rivers' 54th three-TD performance (second of the season) and the fifth-best

single-game passer rating of his career (min. 20 attempts)...Paved the way for an offense that rushed for 100-plus yards for the second time in as many weeks...Blocked for RB Austin Ekeler to record a single-game career-high 77 rushing yards and for RB Melvin Gordon III to match a career best with three total TDs (one rushing, two receiving).

MIKE POUNCEY NFL GAMES

Year	Team	GP	GS
2011	Miami.....	16	16
2012	Miami.....	16	16
2013	Miami.....	14	14
2014	Miami.....	12	12
2015	Miami.....	14	14
2016	Miami.....	5	5
2017	Miami.....	16	16
2018	Los Angeles Chargers.....	2	2
NFL Totals		95	95

CAREER NFL TRANSACTIONS

- 2011** Selected by Miami Dolphins in the first round (15th overall) of NFL Draft, April 28...Signed rookie contract, July 30.
- 2014** Had fifth-year team option exercised on rookie contract by Dolphins, April 29.
- 2015** Signed contract extension, April 13.
- 2016** Placed on Reserve/Injured (hip), Dec. 13.
- 2018** Released by Dolphins, March 15...Signed by Los Angeles Chargers as free agent, March 19.

SCOTT QUESSENBERRY


CENTER/GUARD WESTERN KENTUCKY

6-4 | 310 LBS | LA COSTA, CALIF.

DRAFT 5 - 2018

EXPERIENCE: ROOKIE

1ST YEAR WITH CHARGERS



2018: Contributed on special teams in one game and was inactive for another...**vs. Kansas City (Sept. 9):** Inactive (healthy scratch)...**at Buffalo (Sept. 16):** Made his NFL debut, appearing on five special teams plays.

SCOTT QUESSENBERRY NFL GAMES

Year	Team	GP	GS
2018	Los Angeles Chargers.....	1	0

CAREER NFL TRANSACTIONS

2017 Selected by Los Angeles Chargers in the fifth round (155th overall) of NFL Draft, April 28...Signed rookie contract, May 11.

PHILIP RIVERS

QUARTERBACK TEXAS A&M

6-5 | 228 LBS | DECATUR, ALA.

TRADE (N.Y. GIANTS) - 2004

EXPERIENCE: 15TH NFL SEASON

15TH YEAR WITH CHARGERS



17

2018: Opened both games at QB to extend his team-record streak of consecutive regular-season starts to 194, the longest active streak in the NFL...Completed 57 passes on 78 attempts (73.1 pct.) for 680 yards and six TDs with an INT (119.6 passer rating)...A win in the second game brought his career regular-season total to 107 victories, tying Hall of Fame QB Terry Bradshaw for No. 12 all-time...Broke a tie with Hall of Fame QB Fran Tarkenton (342) for sole possession of sixth on the all-time TD passes list, increasing his career total to 348 TDs...Topped for 400 yards once to bring his career total to 10 performances of 400-plus passing yards...Eclipsed 300-plus yards in a game, giving him 58 career 300-yard games...Posted two games with three passing TDs, bringing his career total to 54 games with three-plus TD passes...
vs. Kansas City (Sept. 9): Started at QB in the season opener for the 13th-straight season, extending his regular-season game starts streak to 193 games...Completed 34 passes on 51 attempts (66.7 pct.) for 424 yards and three TDs with an INT (103.7 passer rating)...Found RB Austin Ekeler in the second quarter for a 13-yard TD for career TD pass No. 343 to break a tie with Fran Tarkenton (342) for sole possession of sixth all-time...The 424 yards were his most in a Week 1 game and his sixth-best single-game output of his career...His performance brought him to 10 400-yard games, 58 300-yard contests and 53 three-TD games...On the first score, stood tall in the pocket despite pressure to launch a pass over LB Anthony Hitchens to Ekeler in the front, left corner of the end zone...In the fourth quarter, extended a scoring drive on third-and-five by perfectly placing a ball to WR Mike Williams on a seam-route for a 25-yard gain...Five plays later, floated a ball to WR Keenan Allen in the front, right corner of the end zone for his second TD pass of the day after Allen pulled a double-move to get by CB Orlando Scandrick...After buying time by rolling to his right, fired his third TD pass of the day on a four-yard strike to WR Tyrell Williams in the back,

2018, LOS ANGELES CHARGERS														
Date	Opp.	Res.	Games		Att	Cmp	Pct.	Passing				Sk	Rating	
			P/S					Yards	TD	Int	Lg			
09/09	KC	L	1/1		51	34	66.7	424	3	1	30	1	103.7	
09/16	at Buf	W	1/1		27	23	85.2	256	3	0	25	2	143.2	
09/23	at LAR													
09/30	SF													
10/07	Oak													
10/14	at Cle													
10/21	Ten*													
11/04	at Sea													
11/11	at Oak													
11/18	Den													
11/25	Ari													
12/02	at Pit													
12/09	Cin													
12/13	at KC													
12/22-23	Bal													
12/30	at Den													
*18 TOTALS				1-1	2/2	78	57	73.1	680	6	1	30	3	119.6
*Game played at Wembley Stadium in London, England.														

*Game played at Wembley Stadium in London, England.

right corner of the end zone...**at Buffalo (Sept. 16):** Started at QB to extend his regular-season streak to 194 games...Led the Bolts to a win, giving him 107 career regular-season victories to tie Terry Bradshaw for 12th all-time...Completed 23 passes on 27 attempts (85.2 pct.) for 256 yards and three TDs for a 143.2 passer rating, marking the fifth-best single-game passer rating of his career (min. 20 attempts)...The three TDs came in the first half, his seventh time of his career...The scores marked his second three-TD game of the season and the 54th of his career...Threw for 178 yards and the three scores in the first half on 15-of-16 passing (93.8 pct.) for a 152.6 passer rating, including posting completions on his first seven attempts of the game for 96 yards and two TDs (perfect 158.3 passer rating).

PHILIP RIVERS NFL STATISTICS

Year	Team	GP	GS	- Passing -										- Rushing -					
				Att	Cmp	Pct.	Yards	Y/A	TD	Int	Lg	Sk	Lost	Rating	Att	Yds	Avg.	Lg	TD
2004	San Diego	2	0	8	5	62.5	33	4.1	1	0	13t	1	10	110.9	4	-5	-1.3	-1	0
2005	San Diego	2	0	22	12	54.5	115	5.2	0	1	22	3	16	50.4	1	-1	-1.0	-1	0
2006	San Diego	16	16	460	284	61.7	3,388	7.4	22	9	57t	27	144	92.0	48	49	1.0	15	0
2007	San Diego	16	16	460	277	60.2	3,152	6.9	21	15	49t	22	163	82.4	29	33	1.1	10	1
2008	San Diego	16	16	478	312	65.3	4,009	8.4	34	11	67	25	151	105.5	31	84	2.7	11	0
2009	San Diego	16	16	486	317	65.2	4,254	8.8	28	9	81t	25	167	104.4	26	50	1.9	15	1
2010	San Diego	16	16	541	357	66.0	4,710	8.7	30	13	59t	38	227	101.8	29	52	1.8	14	0
2011	San Diego	16	16	582	366	62.9	4,624	7.9	27	20	58	30	198	88.7	26	36	1.4	15	1
2012	San Diego	16	16	527	338	64.1	3,606	6.8	26	15	80t	49	311	88.6	24	40	1.5	11	0
2013	San Diego	16	16	544	378	69.5	4,478	8.2	32	11	60t	30	150	105.5	27	72	2.6	18	0
2014	San Diego	16	16	570	379	66.5	4,286	7.5	31	18	59	36	189	93.8	37	102	2.8	17	0
2015	San Diego	16	16	661	437	66.1	4,792	7.2	29	13	80t	40	264	93.8	17	28	1.6	8	0
2016	San Diego	16	16	578	349	60.4	4,386	7.6	33	21	59	36	188	87.9	14	35	2.5	10	0
2017	Los Angeles Chargers	16	16	575	360	62.6	4,515	7.9	28	10	75t	18	120	96.0	18	-2	-0.1	8	0
2018	Los Angeles Chargers	2	2	78	57	73.1	680	8.7	6	1	30	3	22	119.6	3	5	1.7	7	0
NFL Totals		198	194	6,570	4,228	64.4	51,028	7.8	348	167	81t	383	2,320	95.1	338	578	1.7	18	3
POSTSEASON																			
Year	Team	GP	GS	Att	Cmp	Pct.	Yards	Y/A	TD	Int	Lg	Sk	Lost	Rating	No.	Yds	Avg.	Lg	TD
2006	San Diego	1	1	32	14	43.8	230	7.2	0	1	58	3	26	55.5	3	3	1.0	2	0
2007	San Diego	3	3	86	52	60.5	767	8.9	4	4	56t	2	14	85.8	4	-2	-0.5	1	0
2008	San Diego	2	2	71	41	57.7	525	7.4	3	2	62t	8	60	83.4	2	13	6.5	12	0
2009	San Diego	1	1	40	27	67.5	298	7.5	1	2	37	2	15	76.9	3	4	1.3	3	1
2013	San Diego	2	2	43	30	69.8	345	8.0	3	0	49	5	29	116.9	5	14	2.8	6	0
NFL Totals		9	9	272	164	60.3	2,165	8.0	11	9	62t	20	144	85.2	17	32	1.9	12	1

CAREER NFL TRANSACTIONS

2004	Selected by New York Giants in the first round (fourth overall) of NFL Draft, April 24...Traded by Giants along with Giants' third-round selection to San Diego Chargers for QB Eli Manning and the Chargers' first and fifth-round selections in the 2005 NFL Draft, April 23...Signed rookie contract, Aug. 23.
2009	Signed contract extension, Aug. 24.
2015	Signed contract extension, Aug. 15.

SINGLE-GAME CAREER HIGHS

REGULAR SEASON

Passing Attempts	65 – Oct. 18, 2015 at Green Bay
Completions	43 – Oct. 18, 2015 at Green Bay
Completion Percentage (min. 20 att.)	90.0 – Nov. 1, 2012 vs. Kansas City
Passing Yards	503 – Oct. 18, 2015 at Green Bay
Longest Pass	81t – Sept. 20, 2009 vs. Baltimore
Passing Touchdowns	4 (nine times) – Last: Oct. 9, 2016 at Oakland
Interceptions	4 (twice) – Last: Nov. 13, 2016 vs. Miami
Passer Rating (min. 20 att.)	150.5 – Dec. 16, 2010 vs. San Francisco

POSTSEASON

Passing Attempts	40 – Jan. 17, 2010 vs. N.Y. Jets
Completions	27 – Jan. 17, 2010 vs. N.Y. Jets
Completion Percentage (min. 20 att.)	67.5 – Jan. 17, 2010 vs. N.Y. Jets
Passing Yards	308 – Jan. 11, 2009 at Pittsburgh
Longest Pass	62t – Jan. 11, 2009 at Pittsburgh
Passing Touchdowns	3 (twice) – Last: Jan. 11, 2009 at Pittsburgh
Interceptions	2 (twice) – Last: Jan. 17, 2010 vs. N.Y. Jets
Passer Rating (min. 20 att.)	115.8 – Jan. 12, 2014 at Denver

ISAAC ROCHELL

DEFENSIVE END BRIGHAM YOUNG

6-4 | 280 LBS | McDONOUGH, GA.

DRAFT 7 - 2017

EXPERIENCE: 1ST NFL SEASON

2ND YEAR WITH CHARGERS



98

2018: Started the first two games of his career...Recorded 10 tackles (seven solo)...**vs. Kansas City (Sept. 9):** Made the first start of his career at DE...Appeared on 51 defensive plays and 10 on special teams...Posted four tackles (two solo)...**at Buffalo (Sept. 16):** Posted a career-high six tackles (five solo) on 40 defensive snaps...Opened the game at DE and added nine plays on special teams.

2018, LOS ANGELES CHARGERS

Games				Tackles							Interceptions					Fumbles	
Date	Opp.	Res.	P/S	Tot	So	As	Sk	Yd	TFL	No.	Yd	Lg	TD	PD	FF	FR	
09/09	KC	L	1/1	4	2	2	0	0	0	0	0	0	0	0	0	0	
09/16	at Buf	W	1/1	6	5	1	0	0	0	0	0	0	0	0	0	0	
09/23	at LAR																
09/30	SF																
10/07	Oak																
10/14	at Cle																
10/21	Ten*																
11/04	at Sea																
11/11	at Oak																
11/18	Den																
11/25	Ari																
12/02	at Pit																
12/09	Cin																
12/13	at KC																
12/22-23	Bal																
12/30	at Den																
'18 TOTALS				1-1	2/2	10	7	3	0.0	0	0	0	0	0	0	0	

*Game played at Wembley Stadium in London, England.

ISAAC ROCHELL NFL STATISTICS

Year	Team	GP	GS	- Tackles -				Yds	TFL	- Interceptions -					- Fumbles -			
				Total	Solo	Asst	Sacks			No.	Yds	Lg	TD	PD	FF	FR	Yds	ST Tackles
2017	Los Angeles Chargers	3	0	5	4	1	1.0	4	2	0	0	0	0	0	0	0	0	0
2018	Los Angeles Chargers	2	2	10	7	3	0.0	0	0	0	0	0	0	0	0	0	0	0
NFL Totals		5	2	15	11	4	1.0	4	2	0	0	0	0	0	0	0	0	0

CAREER NFL TRANSACTIONS

2017 Selected by Los Angeles Chargers in the seventh round (225th overall) of NFL Draft, April 29...Signed rookie contract, May 11...Waived by Chargers, Sept. 13...Signed by Chargers to practice squad, Sept. 14...Signed to active roster, Dec. 12.

SINGLE-GAME CAREER HIGHS

REGULAR SEASON

Tackles..... 6 – Sept. 16, 2018 at Buffalo
Sacks 1.0 – Dec. 24, 2017 at N.Y. Jets

MICHAEL SCHOFIELD III

GUARD/TACKLE OKLAHOMA STATE

6-6 | 301 LBS | ORLAND PARK, ILL.

WAIVERS (DENVER) - 2017

EXPERIENCE: 5TH NFL SEASON

2ND YEAR WITH CHARGERS



75

2018: Started in the season opener...Part of a line that protected QB Philip Rivers to pass Hall of Fame QB Fran Tarkenton for the sixth-most career TD passes in history...Gave Rivers time to post one game with 400-plus yards and two three-TD contests...Blocked for the NFL's No. 3 overall and passing offense, posting 445.0 and 329.0 yards-per-game, respectively...Appeared on nine special teams plays...**vs. Kansas City (Sept. 9):** Started at RG and played all 82 snaps on offense...Blocked for the offense to total a Week 1-high 541 net yards, including 123 on the ground...Protected Philip Rivers to throw for 424 yards and three TDs for a 103.7 passer rating...**at Buffalo (Sept. 16):** Opened the game at RG, playing all 57 offensive snaps...Kept Philip Rivers upright to complete 85.2 percent of his passes for 256 yards and three TDs (143.2 passer rating)...It marked Rivers' 54th three-TD performance

(second of the season) and the fifth-best single-game passer rating of his career (min. 20 attempts)...Paved the way for an offense that rushed for 100-plus yards for the second time in as many weeks...Blocked for RB Austin Ekeler to record a single-game career-high 77 rushing yards and for RB Melvin Gordon III to match a career best with three total TDs (one rushing, two receiving).

MICHAEL SCHOFIELD III NFL GAMES

Year	Team	GP	GS
2014	Denver	0	0
2015	Denver	13	13
2016	Denver	16	16
2017	Los Angeles Chargers	15	5
2018	Los Angeles Chargers	2	2
NFL Totals		46	36

POSTSEASON

Year	Team	GP	GS
2015	Denver	3	3

Inactive for Broncos' 16 regular-season games in 2014.

Inactive for Broncos' two games during 2014 postseason.

CAREER NFL TRANSACTIONS

- 2014** Selected by Denver Broncos in the third round (95th overall) of NFL Draft, May 9...Signed rookie contract, June 3.
- 2017** Waived by Broncos, Sept. 2...Claimed off waivers by Los Angeles Chargers, Sept. 3.
- 2018** Re-signed by Chargers as unrestricted free agent, March 14.

TRENT SCOTT

TACKLE

GRAMBLING STATE

6-5 | 320 LBS | HUNTSVILLE, ALA.

FREE AGENT - 2018

EXPERIENCE: ROOKIE

1ST YEAR WITH CHARGERS



68

2018: Dressed, but did not see any action in his one game on the active roster...**at Buffalo (Sept. 16):** Was part of the 46-man active roster, but did not participate.

TRENT SCOTT NFL GAMES

Year	Team	GP	GS
2018	Los Angeles Chargers.....	0	0

CAREER NFL TRANSACTIONS

2018 Signed by Los Angeles Chargers as undrafted free agent, May 11...Waived by Chargers, Sept. 1...Signed by Chargers to practice squad, Sept. 2...Signed to active roster, Sept. 15.

GENO SMITH

QUARTERBACK WEST VIRGINIA

6-3 | 221 LBS | LAKEMONT, GA.

UFA (N.Y. GIANTS) - 2018

EXPERIENCE: 6TH NFL SEASON

1ST YEAR WITH CHARGERS



3

2018: Appeared in one game and dressed, but did not play in another...Took a knee for -1 yards...**vs. Kansas City (Sept. 9):** Dressed as the team's second QB, but did not see any action...**at Buffalo (Sept. 16):** Appeared on an offensive snap to take a knee on the game's final play, registering -1 rushing yards on the play.

2018, LOS ANGELES CHARGERS

Date	Opp.	Res.	Games P/S	Passing							Lg	Sk	Rating
				Att	Cmp	Pct.	Yards	TD	Int	QBR			
09/09	KC	L	0/0										
09/16	at Buf	W	1/0	0	0	-	0	0	0	-	0		
09/23	at LAR												
09/30	SF												
10/07	Oak												
10/14	at Cle												
10/21	Ten*												
11/04	at Sea												
11/11	at Oak												
11/18	Den												
11/25	Ari												
12/02	at Pit												
12/09	Cin												
12/13	at KC												
12/22-23	Bal												
12/30	at Den												
'18 TOTALS				1-1	0/0		0	0	-	0	0	0	-

*Game played at Wembley Stadium in London, England.

GENO SMITH NFL STATISTICS

Year	Team	GP	GS	- Passing -											- Rushing -				
				Att	Cmp	Pct.	Yards	Y/A	TD	Int	Lg	Sk	Lost	Rating	Att	Yds	Avg.	Lg	TD
2013	New York Jets	16	16	443	247	55.8	3,046	6.9	12	21	69t	43	315	66.5	72	366	5.1	32	6
2014	New York Jets	14	13	367	219	59.7	2,525	6.9	13	13	74t	28	175	77.5	59	238	4.0	18	1
2015	New York Jets	1	0	42	27	64.3	265	6.3	2	1	28	3	19	87.9	2	34	17.0	29	0
2016	New York Jets	2	1	14	8	57.1	126	9.0	1	1	69t	3	19	81.3	2	9	4.5	7	0
2017	New York Giants	2	1	36	21	58.3	212	5.9	1	0	47	3	12	84.5	4	12	3.0	10	0
2018	Los Angeles Chargers	1	0	0	0	-	0	-	0	0	-	0	0	-	1	-1	-1.0	-1	0
NFL Totals		36	31	902	522	57.9	6,174	6.8	29	36	74t	80	540	72.9	140	658	4.7	32	7

CAREER NFL TRANSACTIONS

- 2013** Selected by New York Jets in the second round (39th overall) of NFL Draft, April 26...Signed rookie contract, July 22.
- 2016** Placed on Reserve/Injured (knee), Oct. 26.
- 2017** Signed by New York Giants as unrestricted free agent, March 20.
- 2018** Signed Los Angeles Chargers as unrestricted free agent, April 1.

SINGLE-GAME CAREER HIGHS

REGULAR SEASON

- Passing Attempts** ... 43 (twice) - Last: Oct. 12, 2014 vs. Denver
- Completions** ... 27 - Nov. 1, 2015 at Oakland
- Completion Percentage (min. 20 att.)** ... 82.1 - Sept. 7, 2014 vs. Oakland
- Passing Yards** ... 358 - Dec. 28, 2014 at Miami
- Longest Pass** ... 74t - Dec. 28, 2014 at Miami
- Passing Touchdowns** ... 3 (twice) - Last: Dec. 28, 2014 at Miami
- Interceptions** ... 3 (three times) - Last: Oct. 26, 2014 vs. Buffalo
- Passer Rating (min. 20 att.)** ... 158.3 - Dec. 28, 2014 at Miami

DAMION SQUARE

NOSE TACKLE CENTRAL MICHIGAN

6-2 | 293 LBS | HOUSTON, TEXAS

WAIVERS (KC) - 2017

EXPERIENCE: 6TH NFL SEASON

5TH YEAR WITH CHARGERS



71

2018: Played in both games, recording four tackles (one solo) and a pass defended...Posted a half-sack to total 0.5 tackles for loss on the year...**vs. Kansas City (Sept. 9):** Saw action on 24 defensive snaps and six on special teams...Finished the contest with three tackles (one solo) and a pass defended...Broke up the pass by batting down the ball at the line of scrimmage...**at Buffalo (Sept. 16):** Split a sack with DE Melvin Ingram III, to record the half-sack for 5.5 yards...Appeared on 24 plays on defense and four on special teams.

2018, LOS ANGELES CHARGERS

Date	Opp.	Games		Tackles							Interceptions					Fumbles	
		Res.	P/S	Tot	So	As	Sk	Yd	TFL	No.	Yd	Lg	TD	PD	FF	FR	
09/09	KC	L	1/0	3	1	2	0	0	0	0	0	0	0	0	0	0	
09/16	at Buf	W	1/0	1	0	1	0.5	5.5	0.5	0	0	-	0	0	0	0	
09/23	at LAR																
09/30	SF																
10/07	Oak																
10/14	at Cle																
10/21	Ten*																
11/04	at Sea																
11/11	at Oak																
11/18	Den																
11/25	Ari																
12/02	at Pit																
12/09	Cin																
12/13	at KC																
12/22-23	Bal																
12/30	at Den																
'18 TOTALS		1-1	2/0	4	1	3	0.5	5.5	0.5	0	0	-	0	1	0	0	

*Game played at Wembley Stadium in London, England.

DAMION SQUARE NFL STATISTICS

Year	Team	GP	GS	- Tackles -					Yds	TFL	- Interceptions -					- Fumbles -			ST Tackles
				Total	Solo	Asst	Sacks				No.	Yds	Lg	TD	PD	FF	FR	Yds	
2013	Philadelphia	10	0	10	3	7	0.0	0	1		0	0	-	0	1	0	0	0	0
2014	Kansas City	0	0	0	0	0	0.0	0	0		0	0	-	0	0	0	0	0	0
2014	San Diego	0	0	0	0	0	0.0	0	0		0	0	-	0	0	0	0	0	0
2015	San Diego	6	1	6	6	0	0.0	0	0		0	0	-	0	0	0	1	0	0
2016	San Diego	11	7	31	13	18	2.5	16.5	6		0	0	-	0	0	0	0	0	0
2017	Los Angeles Chargers	16	0	45	19	26	0.0	0	1		0	0	-	0	3	0	1	0	0
2018	Los Angeles Chargers	2	0	4	1	3	0.5	5.5	0.5		0	0	-	0	1	0	0	0	0
NFL Totals		45	8	96	42	54	3.0	22	8.5		0	0	-	0	5	0	2	0	0
Year	Team	GP	GS	- Tackles -					Yds	TFL	- Interceptions -					- Fumbles -			ST Tackles
				Total	Solo	Asst	Sacks				No.	Yds	Lg	TD	PD	FF	FR	Yds	
2013	Philadelphia	1	0	1	1	0	0.0	0	0		0	0	-	0	0	0	0	0	0

CAREER NFL TRANSACTIONS

- 2013** Signed by Philadelphia Eagles as undrafted free agent, April 29.
2014 Waived by Eagles, Aug. 30...Claimed off waivers by Kansas City Chiefs, Aug. 31...Waived by Chiefs, Nov. 1...Claimed off waivers by San Diego Chargers, Nov. 3.
2015 Waived by Chargers, Sept. 5...Signed by Chargers to practice squad, Sept. 6...Signed to active roster, Nov. 4.
2016 Re-signed by Chargers as unrestricted free agent, March 11...Placed on Reserve/Suspended by Commissioner, Sept. 3...Suspension lifted and given exempt status by Commissioner, Oct. 3...Activated from exempt status, Oct. 10.
2017 Re-signed by Los Angeles Chargers as unrestricted free agent, March 10.

CAREER REGULAR-SEASON SACKS (3.0)

2.0 Robert Griffin III **0.5** Brock Osweiler
0.5 Josh Allen

SINGLE-GAME CAREER HIGHS

REGULAR SEASON

Tackles ... 7 (twice) – Last: Dec. 24, 2016 at Cleveland
Sacks 2.0 – Dec. 24, 2016 at Cleveland

POSTSEASON

Tackles 1 – Jan. 4, 2014 vs. New Orleans

CALEB STURGIS

KICKER

FLORIDA

5-9 | 192 LBS | ST. AUGUSTINE, FLA.

UFA (PHILADELPHIA) - 2018

EXPERIENCE: 6TH NFL SEASON

1ST YEAR WITH CHARGERS



6

2018: Saw action in both contests on field goals, extra points and kick-offs...Made three of four field goal attempts (75.0 pct.) on the year...Converted a season-long field goal of 45 yards...Successfully kicked all four extra point attempts...Posted eight touchbacks on 12 kickoffs...
vs. Kansas City (Sept. 9): Appeared on 10 plays on special teams...Made two field goals on three attempts (66.7 pct.)...On six kickoffs, registered four touchbacks...
at Buffalo (Sept. 16): Made a 24-yard field goal and all four extra point attempts...Appeared on six kickoffs, posting four touchbacks...Played 10 snaps on special teams.

CALEB STURGIS NFL STATISTICS

Year	Team	GP	- Field Goals -					- PAT -				- Total - Points
			FG	FGA	Pct.	Lg	Blk	XP	XPA	Pct	Block	
2013	Miami.....	16	26	34	76.5	54	1	33	33	100.0	0	111
2014	Miami.....	16	29	37	78.4	53	2	41	41	100.0	0	128
2015	Philadelphia.....	13	18	22	81.8	53	0	35	37	94.6	0	89
2016	Philadelphia.....	16	35	41	85.4	55	1	30	31	96.8	0	135
2017	Philadelphia.....	1	3	3	100.0	50	0	1	2	50.0	0	10
2018	Los Angeles Chargers.....	2	3	4	75.0	45	0	4	4	100.0	0	13
NFL Totals.....			114	141	80.9	55	4	144	148	97.3	0	486

CAREER NFL TRANSACTIONS

2013 Selected by Miami Dolphins in the fifth round (166th overall) of NFL Draft, April 27 (compensatory pick)...Signed rookie contract, May 14.
2015 Waived by Dolphins, Sept. 5...Signed by Philadelphia Eagles as free agent, Sept. 29.
2017 Placed on Reserve/Injured (hip), Sept. 12.
2018 Signed by Los Angeles Chargers as unrestricted free agent, March 16.

SAM TEVI

TACKLE

UTAH

6-5 | 315 LBS | EULESS, TEXAS

DRAFT 6 - 2017

EXPERIENCE: 2ND NFL SEASON

2ND YEAR WITH CHARGERS



69

2018: Saw action in the season opener after replacing T Joe Barksdale due to injury...Part of a line that protected QB Philip Rivers to pass Hall of Fame QB Fran Tarkenton for the sixth-most career TD passes in history...Gave Rivers time to post one game with 400-plus yards and two three-TD contests...Blocked for the NFL's No. 3 overall and passing offense, posting 445.0 and 329.0 yards-per-game, respectively...Appeared on nine special teams plays...**vs. Kansas City (Sept. 9):** Saw action at RT on 67 snaps after Joe Barksdale departed with a knee injury...Blocked for the offense to total a Week 1-high 541 net yards, including 123 on the ground...Protected Philip Rivers to throw for 424 yards and three TDs for a 103.7 passer rating...**at Buffalo (Sept. 16):** Opened the game at RT, playing all 57 offensive snaps...Kept Philip Rivers upright to complete 85.2 percent of his passes for 256 yards and

three TDs (143.2 passer rating)...It marked Rivers' 54th three-TD performance (second of the season) and the fifth-best single-game passer rating of his career (min. 20 attempts)...Paved the way for an offense that rushed for 100-plus yards for the second time in as many weeks...Blocked for RB Austin Ekeler to record a single-game career-high 77 rushing yards and for RB Melvin Gordon III to match a career best with three total TDs (one rushing, two receiving).

SAM TEVI NFL GAMES

Year	Team	GP	GS
2017	Los Angeles Chargers.....	14	1
2018	Los Angeles Chargers.....	2	1
NFL Totals		16	2

CAREER NFL TRANSACTIONS

2017 Selected by Los Angeles Chargers in the sixth round (190th overall) of NFL Draft, April 29...Signed rookie contract, May 11.

COLE TONER

CENTER/GUARD HARVARD

6-5 | 310 LBS | GREENWOOD, IND.

FREE AGENT - 2017

EXPERIENCE: 2ND NFL SEASON

2ND YEAR WITH CHARGERS



2018: Appeared in a game on special teams and was inactive another...**vs. Kansas City (Sept. 9):** Made his Chargers debut...Saw action on four plays on special teams...**at Buffalo (Sept. 16):** Inactive (healthy scratch).

COLE TONER NFL GAMES

Year	Team	GP	GS
2016	Arizona.....	2	0
2018	Los Angeles Chargers.....	1	0
NFL Totals.....		3	0

On practice squad for Bengals, Patriots and Chargers in 2017.

CAREER NFL TRANSACTIONS

- 2016** Selected by Arizona Cardinals with the second of two picks in the fifth round (170th overall) of NFL Draft, April 30 (compensatory pick)...Signed rookie contract, May 6.
- 2017** Waived by Cardinals, Sept. 2...Signed by Cincinnati Bengals to practice squad, Sept. 4...Released by Bengals from practice squad, Sept. 29...Signed by New England Patriots to practice squad, Oct. 9...Released by Patriots from practice squad, Oct. 12...Signed by Los Angeles Chargers to practice squad, Nov. 7.
- 2018** Re-signed by Chargers, Jan. 2

DEREK WATT

FULLBACK

WISCONSIN

6-2 | 234 LBS | PEWAUKEE, WIS.

DRAFT 6 - 2016

EXPERIENCE: 3RD NFL SEASON

3RD YEAR WITH CHARGERS



34

2018: Appeared in both games, posting a one-yard carry...**vs. Kansas City (Sept. 9):** Appeared on 24 special teams plays and seven on offense...Rushed for a one-yard gain to move the chains on third down in the second quarter...Pulled to the right on a play at the end of the first quarter and blocked DB Ron Parker to spring RB Melvin Gordon III free for an 18-yard rush...**at Buffalo (Sept. 16):** Appeared on seven snaps on offense and 16 on special teams.

2018, LOS ANGELES CHARGERS

Date	Opp.	Res.	Games		Att	Rushing				No.	Receiving				Total Off.
			P/S			Yds	Avg.	Lg	TD		Yds	Avg.	Lg	TD	
09/09	KC	L	1/0		1	1	1.0	1	0	0	0	-	-	0	1
09/16	at Buf	W	1/0		0	0	-	-	0	0	0	-	-	0	0
09/23	at LAR														
09/30	SF														
10/07	Oak														
10/14	at Cle														
10/21	Ten*														
11/04	at Sea														
11/11	at Oak														
11/18	Den														
11/25	Ari														
12/02	at Pit														
12/09	Cin														
12/13	at KC														
12/22-23	Bal														
12/30	at Den														
'18 TOTALS			1-1	2/0	1	1	1.0	1	0	0	0	-	-	0	1

*Game played at Wembley Stadium in London, England.

DEREK WATT NFL STATISTICS

Year	Team	GP	GS	No.	- Rushing -				Att	- Receiving -				- Scrimmage -
					Yds	Avg.	Lg	TD		Yds	Avg.	Lg	TD	Yards
2016	San Diego	16	2	2	4	2.0	2	0	4	83	20.8	53	0	87
2017	Los Angeles Chargers	16	4	6	24	4.0	17	0	2	35	17.5	23	0	59
2018	Los Angeles Chargers	2	0	1	1	1.0	1	0	0	0	-	-	0	1
NFL Totals		34	6	9	29	3.2	17	0	6	118	19.7	53	0	147

CAREER NFL TRANSACTIONS

2016 Selected by San Diego Chargers in the sixth round (198th overall) of NFL Draft, April 30 (pick acquired from Minnesota for G Jeremiah Sirles)...Signed rookie contract, May 13.

SINGLE-GAME CAREER HIGHS

REGULAR SEASON

Rushing Attempts 2 – Nov. 19, 2017 vs. Buffalo
Rushing Yards 17 – Nov. 19, 2017 vs. Buffalo
Longest Run .. 17 – Nov. 19, 2017 vs. Buffalo
Receptions 1 (six times) – Last: Dec. 24, 2017 at N.Y. Jets
Receiving Yards 53 – Oct. 30, 2016 at Denver
Longest Catch .. 53 – Oct. 30, 2016 at Denver

KYZIR WHITE

LINEBACKER WEST VIRGINIA

6-2 | 218 LBS | MACUNGIE, PA.

DRAFT 4 - 2018

EXPERIENCE: ROOKIE

1ST YEAR WITH CHARGERS



44

2018: Started both games at OLB...Posted 10 tackles (six solo), an INT and three passes defended...Added a tackle on special teams... **vs. Kansas City (Sept. 9):** Made his NFL debut, starting at OLB and playing 44 snaps on defense...Finished with five tackles (three solo)...Contributed on 10 special teams plays, recording a special teams tackle...**at Buffalo (Sept. 16):** Posted the first INT of his career and returned it nine yards to give the offense possession in the red zone...Finished with five tackles (three solo), the INT and three passes defended...Started the second game of his career at OLB, seeing time on 38 defensive plays and 10 on special teams.

2018, LOS ANGELES CHARGERS

Date	Opp.	Res.	Games		Tackles							Interceptions					Fumbles	
			P/S		Tot	So	As	Sk	Yd	TFL		No.	Yd	Lg	TD	PD	FF	FR
09/09	KC	L	1/1		5	3	2	0	0	0		0	0	-	0	0	0	0
09/16	at Buf	W	1/1		5	3	2	0	0	0		1	9	9	0	3	0	0
09/23	at LAR																	
09/30	SF																	
10/07	Oak																	
10/14	at Cle																	
10/21	Ten*																	
11/04	at Sea																	
11/11	at Oak																	
11/18	Den																	
11/25	Ari																	
12/02	at Pit																	
12/09	Cin																	
12/13	at KC																	
12/22-23	Bal																	
12/30	at Den																	
'18 TOTALS			1-1	2/2	10	6	4	0	0	0		1	9	-	0	3	0	0

*Game played at Wembley Stadium in London, England.

KYZIR WHITE NFL STATISTICS

Year	Team	GP	GS	- Tackles -				Yds	TFL	- Interceptions -					- Fumbles -			
				Total	Solo	Asst	Sacks			No.	Yds	Lg	TD	PD	FF	FR	Yds	ST Tackles
2018	Los Angeles Chargers	2	2	10	6	4	0.0	0	0	1	9	9	0	3	0	0	0	1

CAREER REGULAR-SEASON INTERCEPTIONS (1)

1 Josh Allen

CAREER NFL TRANSACTIONS

2018 Selected by Los Angeles Chargers in the fourth round (119th overall) of NFL Draft, April 26...Signed rookie contract, May 11.

SINGLE-GAME CAREER HIGHS

REGULAR SEASON

Tackles..... 5 – Sept. 9, 2018 vs. Kansas City
Interceptions..... 1 – Sept. 16, 2018 at Buffalo

MIKE WILLIAMS

WIDE RECEIVER WISCONSIN

6-4 | 220 LBS | SANTEE, S.C.

DRAFT 1 - 2017

EXPERIENCE: 2ND NFL SEASON

2ND YEAR WITH CHARGERS



81

2018: Appeared in both games, starting once as the third WR ... Hauled in seven passes for 108 yards (15.4 avg.) and a TD...The score marked the first of his career, becoming the 37th player to haul in a TD from QB Philip Rivers...**vs. Kansas City (Sept. 9):** Appeared on 44 snaps on offense...Registered a single-game career-high 81 receiving yards on five catches (16.2 avg.) with all five receptions moving the chains...Extended a scoring drive in the fourth quarter on third-and-five on a seam-route before spinning out of a tackle and fighting through another for a 25-yard gain...Kept another TD drive alive on second-and-19 by finding the soft spot in the zone in front of two defenders on a dig-route from the left side of the formation for a 23-yard gain...**at Buffalo (Sept. 16):** Opened as the third WR, the second start of his career...Recorded two receptions for 27 yards (13.5 avg.), including a 10-yard TD for the first score of his career...Became the 37th player to catch a TD from Philip Rivers...Appeared on 39 plays on offense.

2018, LOS ANGELES CHARGERS

Date	Opp.	Res.	Games P/S	Receiving					Rushing					Total Off.
				No.	Yds	Avg.	Lg	TD	Att	Yds	Avg.	Lg	TD	
09/09	KC	L	1/0	5	81	16.2	25	0	0	0	-	-	0	81
09/16	at Buf	W	1/1	2	27	13.5	17	1	0	0	-	-	0	27
09/23	at LAR													
09/30	SF													
10/07	Oak													
10/14	at Cle													
10/21	Ten*													
11/04	at Sea													
11/11	at Oak													
11/18	Den													
11/25	Ari													
12/02	at Pit													
12/09	Cin													
12/13	at KC													
12/22-23	Bal													
12/30	at Den													
'18 TOTALS				7	108	15.4	25	1	0	0	-	-	0	108

*Game played at Wembley Stadium in London, England.

MIKE WILLIAMS NFL STATISTICS

Year	Team	GP	GS	No.	- Rushing -				Att	- Receiving -				- Scrimmage -	
					Yds	Avg.	Lg	TD		Yds	Avg.	Lg	TD	Yards	
2017	Los Angeles Chargers.....	10	1	11	95	8.6	20	0	0	0	-	-	0	95	
2018	Los Angeles Chargers.....	2	1	7	108	15.4	25	1	0	0	-	-	0	108	
NFL Totals		12	2	18	203	11.3	25	1	0	0	-	-	0	203	

CAREER NFL TRANSACTIONS

2017 Selected by Los Angeles Chargers in the first round (seventh overall) of NFL Draft, April 27...Signed rookie contract, May 11.

SINGLE-GAME CAREER HIGHS

REGULAR SEASON

Receptions
5 (twice) – Last: Sept. 9, 2018 vs. Kansas City
Receiving Yards
81 – Sept. 9, 2018 vs. Kansas City
Longest Catch
25 – Sept. 9, 2018 vs. Kansas City
Receiving Touchdowns
1 – Sept. 16, 2018 at Buffalo

TREVOR WILLIAMS

CORNERBACK PENN STATE

5-11 | 191 LBS | BALTIMORE, MD.

FREE AGENT - 2016

EXPERIENCE: 3RD NFL SEASON

3RD YEAR WITH CHARGERS



24

2018: Started at LCB in both games...Posted three solo tackles and a pass defended...**vs. Kansas City (Sept. 9):** Opened the game at LCB, playing all 56 defensive snaps and an additional seven on special teams...Registered a pass defended and two solo tackles...**at Buffalo (Sept. 16):** Started at LCB, finishing with a solo stop on 60 defensive snaps...Contributed on five special teams plays.

2018, LOS ANGELES CHARGERS

Date	Opp.	Res.	Games		Tackles							Interceptions					Fumbles	
			P/S		Tot	So	As	Sk	Yd	TFL		No.	Yd	Lg	TD	PD	FF	FR
09/09	KC	L	1/1		2	2	0	0	0	1		0	0	-	0	1	0	0
09/16	at Buf	W	1/1		1	1	0	0	0	0		0	0	-	0	0	0	0
09/23	at LAR																	
09/30	SF																	
10/07	Oak																	
10/14	at Cle																	
10/21	Ten*																	
11/04	at Sea																	
11/11	at Oak																	
11/18	Den																	
11/25	Ari																	
12/02	at Pit																	
12/09	Cin																	
12/13	at KC																	
12/22-23	Bal																	
12/30	at Den																	
'18 TOTALS			1-1	2/2	3	3	0	0.0	0	1		0	0	-	0	1	0	0

*Game played at Wembley Stadium in London, England.

TREVOR WILLIAMS NFL STATISTICS

Year	Team	GP	GS	- Tackles -					Yds	TFL	- Interceptions -					- Fumbles -			
				Total	Solo	Asst	Sacks				No.	Yds	Lg	TD	PD	FF	FR	Yds	ST Tackles
2016	San Diego	12	5	29	24	5	0.0	0	1		0	0	-	0	5	0	1	0	0
2017	Los Angeles Chargers	16	15	55	47	8	0.0	0	2		2	28	21	0	13	0	0	0	2
2018	Los Angeles Chargers	2	2	3	3	0	0.0	0	1		0	0	-	0	1	0	0	0	0
NFL Totals		30	22	87	74	13	0.0	0	4		2	28	21	0	19	0	1	0	2

CAREER REGULAR-SEASON INTERCEPTIONS (2)

1 Derek Carr | 1 Nathan Peterman

CAREER NFL TRANSACTIONS

2016 Signed by San Diego Chargers as undrafted free agent, May 2...Waived by Chargers, Sept. 3...Signed by Chargers to practice squad, Sept. 4...Signed to active roster, Oct. 7.

SINGLE-GAME CAREER HIGHS

REGULAR SEASON

Tackles..... 8 – Oct. 29, 2017 at New England
Interceptions..... 1.0 (twice) – Last: Nov. 19, 2017 vs. Buffalo

TYRELL WILLIAMS

WIDE RECEIVER WESTERN OREGON

6-4 | 205 LBS | SALEM, ORE.

FREE AGENT - 2015

EXPERIENCE: 4TH NFL SEASON

4TH YEAR WITH CHARGERS



16

2018: Started at WR in both games...Caught five passes for 56 yards (11.2 avg.) and a TD...Increased his career total to 13 TD catches, tying RB Danny Woodhead for the third-most receiving TDs by an undrafted player in Chargers history...**vs. Kansas City (Sept. 9):** Started at WR and appeared on 62 offensive plays...Hauled in two passes for eight yards (4.0 avg.) and a TD...The four-yard score marked the 13th TD of his career, tying Danny Woodhead for the third-most TD catches by an undrafted player in team history...Hauled in the score in the fourth quarter in the back, right corner of the end zone, beating CB Orlando Scandrick after QB Philip Rivers bought time by rolling to his right...**at Buffalo (Sept. 16):** Registered 48 receiving yards on three catches (16.0 avg.) with all three receptions moving the chains...Opened at WR, playing 46 snaps on offense.

2018, LOS ANGELES CHARGERS

Date	Opp.	Res.	Games P/S	Receiving					Rushing					Total Off.
				No.	Yds	Avg.	Lg	TD	Att	Yds	Avg.	Lg	TD	
09/09	KC	L	1/1	2	8	4.0	4t	1	0	0	-	-	0	8
09/16	at Buf	W	1/1	3	48	16.0	22	0	0	0	-	-	0	48
09/23	at LAR													
09/30	SF													
10/07	Oak													
10/14	at Cle													
10/21	Ten*													
11/04	at Sea													
11/11	at Oak													
11/18	Den													
11/25	Ari													
12/02	at Pit													
12/09	Cin													
12/13	at KC													
12/22-23	Bal													
12/30	at Den													
'18 TOTALS				5	56	11.2	22	1	0	0	-	-	0	56

*Game played at Wembley Stadium in London, England.

TYRELL WILLIAMS NFL STATISTICS

Year	Team	GP	GS	- Rushing -					Att	- Receiving -				- Scrimmage -
				No.	Yds	Avg.	Lg	TD		Yds	Avg.	Lg	TD	Yards
2015	San Diego	7	0	2	90	45.0	80t	1	0	0	-	-	0	90
2016	San Diego	16	12	69	1,059	15.3	51t	7	0	0	-	-	0	1,059
2017	Los Angeles Chargers	16	15	43	728	16.9	75t	4	0	0	-	-	0	728
2018	Los Angeles Chargers	2	2	5	56	11.2	22	1	0	0	-	-	0	56
NFL Totals		41	29	119	1,933	16.2	80t	13	0	0	-	-	0	1,933

CAREER NFL TRANSACTIONS

- 2015** Selected by San Diego Chargers as undrafted free agent, May 2...Waived by Chargers, Sept. 19...Signed by Chargers to practice squad, Sept. 22...Signed to active roster, Nov. 21.
- 2018** Re-signed by Los Angeles Chargers as restricted free agent, April 23.

SINGLE-GAME CAREER HIGHS

REGULAR SEASON

Receptions 8 – Nov. 27, 2016 at Houston
Receiving Yards 140 – Oct. 23, 2016 at Atlanta
Longest Catch 80t – Jan. 3, 2016 at Denver
Receiving Touchdowns 1 (13 times) – Last: Sept. 9, 2018 vs. Kansas City

MIKE WINDT

LONG SNAPPER CINCINNATI

6-1 | 227 LBS | CINCINNATI, OHIO

FREE AGENT - 2010

EXPERIENCE: 9TH NFL SEASON

9TH YEAR WITH CHARGERS



2018: Handled all snapping duties through both games, bringing his career total to 119 games played...**vs. Kansas City (Sept. 9):** Snapped on all punts and kicks, appearing on six special teams plays... **at Buffalo (Sept. 16):** Saw action on 10 special teams plays, handling all snapping duties on punts and kicks.

MIKE WINDT NFL GAMES

Year	Team	GP
2010	San Diego	11
2011	San Diego	16
2012	San Diego	10
2013	San Diego	16
2014	San Diego	16
2015	San Diego	16
2016	San Diego	16
2017	Los Angeles Chargers	16
2018	Los Angeles Chargers	2
NFL Totals		119

POSTSEASON

Year	Team	GP
2013	San Diego	2

CAREER NFL TRANSACTIONS

- 2010** Signed by Cincinnati Bengals as undrafted free agent, April 30...Waived by Bengals, Aug. 29...Signed by San Diego Chargers, Oct. 13.
- 2012** Re-signed by Chargers as exclusive rights free agent, April 13...Placed on Reserve/Injured (wrist).
- 2013** Re-signed by Chargers as restricted free agent, March 9.
- 2014** Re-signed by Los Angeles Chargers as unrestricted free agent, March 9.



SUPPLEMENTAL STATS

NFL STANDINGS || CHARGERS IN THE RANKINGS || TIME SPENT IN THE LEAD

2018 NFL STANDINGS

AFC East

Team	W	L	T	Pct.	PF	PA	Home	Road	Div	AFC	NFC
Mia.	2	0	0	1.000	47	32	1-0	1-0	0-0	2-0	0-0
N.E.	1	1	0	.500	47	51	1-0	0-1	0-0	1-1	0-0
NYJ	1	1	0	.500	60	37	0-1	1-0	0-1	0-1	1-0
Buf.	0	2	0	.000	23	78	0-1	0-1	0-0	0-2	0-0

AFC North

Team	W	L	T	Pct.	PF	PA	Home	Road	Div	AFC	NFC
Cin.	2	0	0	1.000	68	46	1-0	1-0	1-0	2-0	0-0
Bal.	1	1	0	.500	70	37	1-0	0-1	0-1	1-1	0-0
Cle.	0	1	1	.250	39	42	0-0-1	0-1	0-0-1	0-0-1	0-1
Pit.	0	1	1	.250	58	63	0-1	0-0-1	0-0-1	0-1-1	0-0

AFC South

Team	W	L	T	Pct.	PF	PA	Home	Road	Div	AFC	NFC
Jax.	2	0	0	1.000	51	35	1-0	1-0	0-0	1-0	1-0
Ten.	1	1	0	.500	40	44	1-0	0-1	1-0	1-1	0-0
Ind.	1	1	0	.000	44	43	0-1	1-0	0-0	0-1	1-0
Hou.	0	2	0	.000	37	47	0-0	0-2	0-1	0-2	0-0

AFC West

Team	W	L	T	Pct.	PF	PA	Home	Road	Div	AFC	NFC
K.C.	2	0	0	1.000	80	65	0-0	2-0	1-0	2-0	0-0
Den.	2	0	0	1.000	47	43	2-0	0-0	1-0	1-0	1-0
LAC	1	1	0	.500	59	58	0-1	1-0	0-1	1-1	0-0
Oak.	0	2	0	.000	32	53	0-1	0-1	0-1	0-1	0-1

NFC East

Team	W	L	T	Pct.	PF	PA	Home	Road	Div	NFC	AFC
Dal.	1	1	0	.500	28	29	1-0	0-1	1-0	1-1	0-0
Was.	1	1	0	.500	33	27	0-1	1-0	0-0	1-0	0-1
Phi.	1	1	0	.500	39	39	1-0	0-1	0-0	1-1	0-0
NYG	0	2	0	.000	28	40	0-1	0-1	0-1	0-1	0-1

NFC North

Team	W	L	T	Pct.	PF	PA	Home	Road	Div	NFC	AFC
G.B.	1	0	1	.750	53	52	1-0-1	0-0	1-0-1	1-0-1	0-0
Min.	1	0	1	.750	53	45	1-0	0-0-1	0-0-1	1-0-1	0-0
Chi.	1	1	0	.500	47	41	1-0	0-1	0-1	1-1	0-0
Det.	0	2	0	.000	44	78	0-1	0-1	0-0	0-1	0-1

NFC South

Team	W	L	T	Pct.	PF	PA	Home	Road	Div	NFC	AFC
T.B.	2	0	0	1.000	75	61	1-0	1-0	1-0	2-0	0-0
Atl.	1	1	0	.500	43	42	1-0	0-1	1-0	1-1	0-0
Car.	1	1	0	.500	40	39	1-0	0-1	0-1	1-1	0-0
N.O.	1	1	0	.500	61	66	1-1	0-0	0-1	0-1	1-0

NFC West

Team	W	L	T	Pct.	PF	PA	Home	Road	Div	NFC	AFC
LAR	2	0	0	1.000	67	13	1-0	1-0	1-0	1-0	1-0
S.F.	1	1	0	.500	46	51	1-0	0-1	0-0	1-1	0-0
Sea.	0	2	0	.000	41	51	0-0	0-2	0-0	0-1	0-1
Ari.	0	2	0	.000	6	58	0-1	0-1	0-1	0-2	0-0

*—Clinched Division, First-Round Bye and Home-Field Advantage

z—Clinched Division and First-Round Bye

y—Clinched Division

x—Clinched Playoff Berth

2018 REGULAR-SEASON RANKINGS

LOS ANGELES CHARGERS (Team)

Category	NFL	AFC
Turnover Margin (Even).....	T-13	T-6
Points Scored (29.5)	8	5
Points Allowed (29.0)	T-25	13
Total Offense (445.0)	3	2
Rushing (116.0)	T-11	7
Passing (329.0)	3	2
Total Defense (327.5)	9	4
vs. Rush (95.0)	14	7
vs. Pass (232.5)	13	6
Third-Down Offense (30.0%).....	T-27	T-14
Third-Down Defense (37.5%)	T-16	T-10
Red-Zone Offense (83.3%).....	T-4	T-4
Red-Zone Defense (80.0%)	T-25	13

LOS ANGELES CHARGERS (Individual)

Category	NFL	AFC
Passing		
Rating: Philip Rivers (119.6)	4	2
Yards: Philip Rivers (680).....	4	2
Touchdowns: Philip Rivers (6)	T-3	T-2
Rushing		
Yards: Austin Ekeler (116).....	T-14	8
Touchdowns: Melvin Gordon III (1).....	T-9	T-5
Receiving		
Receptions: Melvin Gordon III (15)	T-11	3
Yards: Keenan Allen (175).....	T-15	T-7
Touchdowns: Melvin Gordon III (2).....	T-6	T-3
Defense		
Interceptions: Adrian Phillips and Kyzir White (1)	T-7	T-4
Sacks: Derwin James (2.0)	T-8	T-5

TIME SPENT IN THE LEAD

Date	Opponent	Res.	Time with Chargers	
			Leading	Trailing
Sept. 9	Kansas City	L, 28-38	0:00	58:24
Sept. 16	at Buffalo	W, 31-20	54:32	0:00
Sept. 23	at L.A. Rams			
Sept. 30	San Francisco			
Oct. 7	Oakland			
Oct. 14	at Cleveland			
Oct. 21	Tennessee*			
Nov. 4	at Seattle			
Nov. 11	at Oakland			
Nov. 18	Denver			
Nov. 25	Arizona			
Dec. 2	at Pittsburgh			
Dec. 9	Cincinnati			
Dec. 13	at Kansas City			
Dec. 22/23	Baltimore			
Dec. 30	at Denver			

Season Total	54:32	58:24
Season Average	27:16	29:12

*Played at Wembley Stadium in London, England

2018 BIG DAYS || WEEKLY NFL RANKINGS || TEAM CAPTAINS

2018 300-YARD PASSING GAMES

2018 300-YARD PASSING GAMES BY DATE

Date	Opp.	Player	Cmp-Att	Yds	TD	Rtg.
Sept. 9	vs. K.C.	QB Philip Rivers	34-51	424	3	103.7

300-YARD PASSING GAMES BY PLAYER — ALL-TIME RANK —

Player	2018	Career*	Chargers	NFL
Philip Rivers	1	58 (58)	1st	6th
Geno Smith	0	3 (0)	—	T-186th

*Career total with Chargers in parentheses

2018 100-YARD RUSHING GAMES

2018 100-YARD RUSHING GAMES BY DATE

Date	Opp.	Player	Att	Yds	TD
—					

100-YARD RUSHING GAMES BY PLAYER — ALL-TIME RANK —

Player	2018	Career*	Chargers	NFL
Melvin Gordon III	0	5 (5)	T-11th	T-276th

*Career total with Chargers in parentheses

2018 100-YARD RECEIVING GAMES

2018 100-YARD RECEIVING GAMES BY DATE

Date	Opp.	Player	Rec	Yds	TD
Sept. 9	vs. K.C.	WR Keenan Allen	8	108	1
Sept. 9	vs. K.C.	RB Melvin Gordon III	9	102	0

100-YARD RECEIVING GAMES BY PLAYER — ALL-TIME RANK —

Player	2018	Career*	Chargers	NFL
Keenan Allen	1	19 (19)	7th	T-113th
Travis Benjamin	0	6 (3)	T-18th	T-355th
Tyrell Williams	0	5 (5)	17th	T-401st
Melvin Gordon III	1	1 (1)	T-35th	T-871st

*Career total with Chargers in parentheses

2018 WEEKLY NFL RANKINGS

Week	Opp.	Offense			Defense		
		Total	Rush	Pass	Total	Rush	Pass
1	KC	1	11	2	20	13	22
2	at Buf	3	T-11	3	9	14	13
3	at LAR						
4	SF						
5	Oak						
6	at Cle						
7	Ten*						
8	bye						
9	at Sea						
10	at Oak						
11	Den						
12	Ari						
13	at Pit						
14	Cin						
15	at KC						
16	Bal						
17	at Den						
Chargers in 2017		4	24	1	15	31	3
Chargers in 2016		14	26	8	16	10	20
Chargers in 2015		9	31	4	20	27	T-14
Chargers in 2014		18	30	10	9	26	4
Chargers in 2013		5	13	4	23	12	29
Chargers in 2012		31	27	24	9	6	18
Chargers in 2011		6	16	6	16	20	13
Chargers in 2010		1	15	2	1	4	1
Chargers in 2009		10	31	5	16	20	11
Chargers in 2008		11	20	7	25	11	31
Chargers in 2007		20	7	26	14	16	14
Chargers in 2006		4	2	16	10	7	13

*Played at Wembley Stadium in London, England

TEAM CAPTAINS

Season-long captains will be named in the future. Each game, an additional player is named as an honorary captain. Until season-long captains are announced, all captains will be selected on a per-game basis. Below is a list of honorary captains for each game in 2018:

Date	Opponent	Honorary Captain
Sept. 9	Kansas City	Addae, Ingram III, Mebane, Okung, Rivers
Sept. 16	at Buffalo . . .	Gates, Ingram III, Mebane, Okung, Pouncey, Rivers
Sept. 23	at L.A. Rams	
Sept. 30	San Francisco	
Oct. 7	Oakland	
Oct. 14	at Cleveland	
Oct. 21	Tennessee*	
Nov. 4	at Seattle	
Nov. 11	at Oakland	
Nov. 18	Denver	
Nov. 25	Arizona	
Dec. 2	at Pittsburgh	
Dec. 9	Cincinnati	
Dec. 13	at Kansas City	
Dec. 22/23	Baltimore	
Dec. 30	at Denver	

*Played at Wembley Stadium in London, England

GAME-BY-GAME STARTERS

OFFENSIVE STARTERS

		<u>WR</u>	<u>WR</u>	<u>TE</u>	<u>LT</u>	<u>LG</u>	<u>C</u>	<u>RG</u>	<u>RT</u>	<u>QB</u>	<u>RB</u>	<u>FB</u>	<u>3WR</u>	<u>2TE</u>
Sept. 9	KC	K.Allen	Ty.Williams	V.Green	R.Okung	D.Feeney	M.Pouncey	M.Schofield	J.Barksdale	P.Rivers	M.Gordon	-	-	S.Culkin
Sept. 16	at Buf	K.Allen	Ty. Williams	V.Green	R.Okung	D.Feeney	M.Pouncey	M.Schofield	S.Tevi	PRivers	M.Gordon	-	M.Williams	-
Sept. 23	at LAR													
Sept. 30	SF													
Oct. 7	Oak													
Oct. 14	at Cle													
Oct. 21	Ten*													
Nov. 4	at Sea													
Nov. 11	at Oak													
Nov. 18	Den													
Nov. 25	Ari													
Dec. 2	at Pit													
Dec. 9	Cin													
Dec. 13	at KC													
Dec. 22/23	Bal													
Dec. 30	at Den													

*Played at Wembley Stadium in London, England.

DEFENSIVE STARTERS

		<u>DE</u>	<u>NT</u>	<u>DT</u>	<u>DE</u>	<u>LB</u>	<u>LB</u>	<u>LB</u>	<u>LCB</u>	<u>RCB</u>	<u>S</u>	<u>S</u>	<u>3CB</u>	<u>3S</u>
Sept. 9	KC	M.Ingram	B.Mebane	D.Philon	I.Rochell	D.Perryman	K.White	-	T.Williams	C.Hayward	J.Addae	D.James	D.King	-
Sept. 16	at Buf	M.Ingram	B.Mebane	D.Philon	I.Rochell	D.Perryman	K.White	K.Emanuel	T.Williams	C.Hayward	J.Addae	D.James	-	-
Sept. 23	at LAR													
Sept. 30	SF													
Oct. 7	Oak													
Oct. 14	at Cle													
Oct. 21	Ten*													
Nov. 4	at Sea													
Nov. 11	at Oak													
Nov. 18	Den													
Nov. 25	Ari													
Dec. 2	at Pit													
Dec. 9	Cin													
Dec. 13	at KC													
Dec. 22/23	Bal													
Dec. 30	at Den													

*Played at Wembley Stadium in London, England.

WEEKLY INACTIVES

Sept. 9		Kansas City:	Joey Bosa, Jeremy Davis, Emmanuel Ellerbee, Brandon Facyson, Forrest Lamp, T.Y. McGill, Scott Quessenberry.
Sept. 16	at	Buffalo:	Joe Barksdale, Travis Benjamin, Joey Bosa, Emmanuel Ellerbee, Forrest Lamp, T.Y. McGill, Cole Toner.
Sept. 23	at	L.A. Rams:	
Sept. 30		San Francisco:	
Oct. 7		Oakland:	
Oct. 14	at	Cleveland:	
Oct. 21		Tennessee*:	
Nov. 4	at	Seattle:	
Nov. 11	at	Oakland:	
Nov. 18		Denver:	
Nov. 25		Arizona:	
Dec. 2	at	Pittsburgh:	
Dec. 9		Cincinnati:	
Dec. 13	at	Kansas City:	
Dec. 22/23		Baltimore:	
Dec. 30	at	Denver:	

*Played at Wembley Stadium in London, England.

SEASON TOTALS

Name	No.
Joey Bosa	2
Emmanuel Ellerbee	2
Forrest Lamp	2
T.Y. McGill	2
Joe Barksdale	1
Travis Benjamin	1
Jeremy Davis	1
Brandon Facyson	1
Scott Quessenberry	1
Cole Toner	1

REGULAR-SEASON WEEKLY LEADERS

REGULAR-SEASON WEEKLY LEADERS, LOS ANGELES CHARGERS

			Scoring	Pass Yds.	Carries	Rush Yds.	Catches	Rec. Yds.	Tackles (Solo)	Sacks
Sept. 9		Kansas City:	4 tied with 6	P.Rivers 424	M.Gordon 15	M.Gordon 64	M.Gordon 9	K.Allen 108	D.James 6 (5)	D.James 1.0
Sept. 16	at	Buffalo:	M.Gordon 18	P.Rivers 256	A.Ekeler 11	A.Ekeler 77	2 tied with 6	K.Allen 67	2 tied with 8	M.Ingram 1.5
Sept. 23	at	L.A. Rams:								
Sept. 30		San Francisco:								
Oct. 7		Oakland:								
Oct. 14	at	Cleveland:								
Oct. 21		Tennessee*:								
Nov. 4	at	Seattle:								
Nov. 11	at	Oakland:								
Nov. 18		Denver:								
Nov. 25		Arizona:								
Dec. 2	at	Pittsburgh:								
Dec. 9		Cincinnati:								
Dec. 13	at	Kansas City:								
Dec. 22/23		Baltimore:								
Dec. 30	at	Denver:								

*Played at Wembley Stadium in London, England.

REGULAR-SEASON WEEKLY LEADERS, OPPONENT

			Scoring	Pass Yds.	Carries	Rush Yds.	Catches	Rec. Yds.	Tackles (Solo)	Sacks
Sept. 9		Kansas City:	T.Hill 18	P.Mahomes 256	K.Hunt 16	K.Hunt 49	T.Hill 7	T.Hill 169	A.Hitchens 15 (7)	D.Ford 1.0
Sept. 16	at	Buffalo:	S.Hauschka 8	J.Allen 245	L.McCoy 9	L.McCoy 39	L.McCoy 4	Z.Jones 63	2 tied with 7 (6)	2 tied with 1.0
Sept. 23	at	L.A. Rams:								
Sept. 30		San Francisco:								
Oct. 7		Oakland:								
Oct. 14	at	Cleveland:								
Oct. 21		Tennessee*:								
Nov. 4	at	Seattle:								
Nov. 11	at	Oakland:								
Nov. 18		Denver:								
Nov. 25		Arizona:								
Dec. 2	at	Pittsburgh:								
Dec. 9		Cincinnati:								
Dec. 13	at	Kansas City:								
Dec. 22/23		Baltimore:								
Dec. 30	at	Denver:								

*Played at Wembley Stadium in London, England.

REGULAR-SEASON PLAYER PARTICIPATION

2018 Season	1	2	3	4	5	6	7	9	10	11	12	13	14	15	16	17	Season Totals			
Player	KC	at BUF	at LAR	SF	OAK	at CLE	TEN	at SEA	at OAK	DEN	ARI	at PIT	CIN	at KC	BAL	at DEN	GP	GS	DNP	INA
Addae, Jahleel	S	S															2	2	0	0
Afriyie, Patrick	PS	PS															0	0	0	0
Allen, Keenan	WR	WR															2	2	0	0
Barksdale, Joe	RT	INA															1	1	0	1
Benjamin, Travis	SUB	INA															1	0	0	1
Bosa, Joey	INA	INA															0	0	0	2
Brown, Jatavis	SUB	SUB															2	0	0	0
Cantrell, Dylan	PS	PS															0	0	0	0
Culkin, Sean	2TE	SUB															2	1	0	0
Davis, Jeremy	INA	SUB															1	0	0	1
Davis, Michael	SUB	SUB															2	0	0	0
Duarte, Thomas	PS	PS															0	0	0	0
Dzubnar, Nick	SUB	SUB															2	0	0	0
Ekeler, Austin	SUB	SUB															2	0	0	0
Ellerbee, Emmanuel	INA	INA															0	0	0	2
Emanuel, Kyle	SUB	OLB															2	1	0	0
Facyson, Brandon	INA	SUB															1	0	0	1
Feeney, Dan	LG	LG															2	2	0	0
Gates, Antonio	SUB	SUB															2	0	0	0
Gordon III, Melvin	RB	RB															2	2	0	0
Green, Virgil	TE	TE															2	2	0	0
Hayward Jr., Casey	RCB	RCB															2	2	0	0
Hendy, A.J.	PS	PS															0	0	0	0
Henry, Hunter	PUP	PUP															0	0	0	0
Hines, D'Juan	PS	PS															0	0	0	0
Ingram III, Melvin	DE	DE															2	2	0	0
Jackson, Justin	PS	PS															0	0	0	0
James, Derwin	S	S															2	2	0	0
Jenkins, Rayshawn	SUB	SUB															2	0	0	0
Jones, Cardale	PS	PS															0	0	0	0
Jones, JJ	SUB	SUB															2	0	0	0
Jones, Justin	SUB	SUB															2	0	0	0
Kaser, Drew	SUB	SUB															2	0	0	0
King II, Desmond	CB	SUB															2	1	0	0
Lamp, Forrest	INA	INA															0	0	0	2
Landrum, Christopher	SUB	SUB															2	0	0	0
Liuget, Corey	SUS	SUS															0	0	0	0
Mager, Craig	SUB	IR															1	0	0	0
McGill, T.Y.	INA	INA															0	0	0	2
Mebane, Brandon	NT	NT															2	2	0	0
Newsome, Detrez	SUB	SUB															2	0	0	0
Nwosu, Uchenna	SUB	SUB															2	0	0	0
Okung, Russell	LT	LT															2	2	0	0
Patton, Andre	PS	PS															0	0	0	0
Perryman, Denzel	ILB	ILB															2	2	0	0
Phillips, Adrian	SUB	SUB															2	0	0	0
Philon, Darius	DT	DT															2	2	0	0
Pouncey, Mike	C	C															2	2	0	0
Quessenberry, Scott	INA	SUB															1	0	0	1
Richardson, Steven	PS	PS															0	0	0	0
Rivers, Philip	QB	QB															2	2	0	0
Roberts, Austin	IR	IR															0	0	0	0
Rochell, Isaac	DE	DE															2	2	0	0
Schofield III, Michael	RG	RG															2	2	0	0
Scott, Artavis	IR	IR															0	0	0	0
Scott, Trent	PS	DNP															0	0	1	0
Smith, Geno	DNP	SUB															1	0	1	0
Square, Damion	SUB	SUB															2	0	0	0
Sturgis, Caleb	SUB	SUB															2	0	0	0
Tevi, Sam	SUB	RT															2	1	0	0
Toner, Cole	SUB	SUB															2	0	0	0
Verrett, Jason	IR	IR															0	0	0	0
Watkins, Jaylen	IR	IR															0	0	0	0
Watt, Derek	SUB	SUB															2	0	0	0
White, Kyzir	OLB	OLB															2	2	0	0
Williams, Mike	SUB	WR															2	1	0	0
Williams, Trevor	LCB	LCB															2	2	0	0
Williams, Tyrell	WR	WR															2	2	0	0
Windt, Mike	SUB	SUB															2	0	0	0

STARTERS FOR EACH GAME IN BOLD: DNP — Did Not Play, INA — Inactive, IR — Reserve/Injured, IR/DFR — Reserve Injured; Designated for Return, NF/IL — Non-Football Illness List, PS — Practice Squad, PUP — Reserve/Physically Unable to Perform, SUB — Substitute, SUS — Reserve/Suspended, 2TE — Started as Second Tight End, 3TE - Started as Third Tight End, 3CB — Started as Third Cornerback, 3S — Started as Third Safety.

CHARGERS BIG GAMES AGAINST LOS ANGELES RAMS

ALL-TIME 300-YARD PASSING GAMES

BY YARDS

Yards	Date	Player	Opponent	Cmp-Att	TD
348	Oct. 1, 2000	Jim Harbaugh	at St. Louis Rams	27-40	2
326	Oct. 21, 1979	Dan Fouts	at L.A. Rams	17-32	2
306	Oct. 13, 1991	John Friesz	at L.A. Rams	21-33	2

BY PLAYER

Player	Total	W	L	T	Win Pct.
Dan Fouts	1	1	0	0	1.000
John Friesz	1	0	1	0	.000
Jim Harbaugh	1	0	1	0	.000
Total (Three Players)	3	1	2	0	.333

ALL-TIME 100-YARD RUSHING GAMES

BY YARDS

Yards	Date	Player	Opponent	Att	TD
183	Oct. 29, 2006	LaDainian Tomlinson	vs. St. Louis Rams	25	2
120	Nov. 10, 2002	LaDainian Tomlinson	at St. Louis Rams	24	1
105	Nov. 23, 2014	Ryan Mathews	vs. St. Louis Rams	12	1
	Oct. 12, 1975	Don Woods	vs. L.A. Rams (OT)	24	1

BY PLAYER

Player	Total	W	L	T	Win Pct.
LaDainian Tomlinson	2	1	1	0	.500
Ryan Mathews	1	1	0	0	1.000
Don Woods	1	0	1	0	.000
Total (Three Players)	4	2	2	0	.500

ALL-TIME 100-YARD RECEIVING GAMES

BY YARDS

Yards	Date	Player	Opponent	Rec	TD
168	Oct. 21, 1979	Charlie Joiner	at L.A. Rams	7	0
149	Oct. 13, 1991	Anthony Miller	at L.A. Rams	7	1
117	Oct. 17, 2010	Patrick Crayton	at St. Louis Rams	6	0
112	Oct. 21, 1979	John Jefferson	at L.A. Rams	3	1
107	Oct. 1, 2000	Jeff Graham	at St. Louis Rams	7	0
104	Nov. 23, 2014	Keenan Allen	vs. St. Louis Rams	6	1

BY PLAYER

Player	Total	W	L	T	Win Pct.
Keenan Allen	1	1	0	0	1.000
Patrick Crayton	1	0	1	0	.000
Jeff Graham	1	0	1	0	.000
John Jefferson	1	1	0	0	1.000
Charlie Joiner	1	1	0	0	1.000
Anthony Miller	1	0	1	0	.000
Total (Six Players)	6	3	3	0	.500

ALL-TIME 200-YARD ALL-PURPOSE GAMES

BY YARDS

Yards	Date	Player	Opponent	Scrim.	Ret.
240	Oct. 29, 2006	LaDainian Tomlinson	vs. St. Louis Rams	240	0

BY PLAYER

Player	Total	W	L	T	Win Pct.
LaDainian Tomlinson	1	1	0	0	1.000

2018 SINGLE-GAME HIGHS

INDIVIDUAL

Passing

Longest Scoring Pass — 20, P.Rivers to K.Allen, Sept. 9 vs. Kansas City
Longest Non-Scoring Pass — 30, P.Rivers to A.Ekeler, Sept. 9 vs. Kansas City

Most Passing Attempts — 51, P.Rivers, Sept. 9 vs. Kansas City
Most Completions — 34, P.Rivers, Sept. 9 vs. Kansas City
Most Passing Yards — 424, P.Rivers, Sept 9 vs. Kansas City
Most Passing Touchdowns — 3, twice, most recently P.Rivers, Sept 16 at Buffalo

Rushing

Longest Scoring Run — 20, M.Gordon, Sept. 16 at Buffalo
Longest Non-Scoring Run — 2, A.Ekeler, Sept. 16 at Buffalo
Most Rushing Attempts — 15, M.Gordon, Sept 9 vs. Kansas City
Most Rushing Yards — 77, A.Ekeler, Sept. 16 at Buffalo
Most Rushing Touchdowns — 1, M.Gordon, Sept. 16 at Buffalo

Receiving

Most Receptions — 9, M.Gordon, Sept 9 vs. Kansas City
Most Receiving Yards — 108, K.Allen, Sept 9 vs. Kansas City
Most Receiving Touchdowns — 2, M.Gordon, Sept. 16 at Buffalo

Total Offense

Most Total Yards from Scrimmage — 166, M.Gordon, Sept 9 vs. Kansas City
Most Touchdowns — 2, M.Gordon, Sept. 16 at Buffalo

Special Teams

Longest Punt — 63, D.Kaser, Sept 9 vs. Kansas City
Longest Field Goal — 45, C.Sturgis, Sept 9 vs. Kansas City
Most Attempted Field Goals — 3, C.Sturgis, Sept 9 vs. Kansas City
Most Made Field Goals — 2, C.Sturgis, Sept 9 vs. Kansas City

Returns

Longest Kickoff Return — 23, J.Jones, Sept 9 vs. Kansas City
Longest Punt Return — 10, J.Jones, Sept 16. at Buffalo
Longest Interception Return — 9, K.White, Sept. 16 at Buffalo
Longest Fumble Return — None

Defense

Most Interceptions — 1, twice, most recently K.White and A.Phillips, Sept. 16th at Buffalo
Most Tackles — 8, twice, most recently D.James and D.Perryman, Sept 16 at Buffalo
Most Solo Tackles — 7, D.James, Sept. 16 at Buffalo
Most Sacks — 1,5, M.Ingram, Sept. 16 at Buffalo
Most Passes Defensed — 3, K.White, Sept. 16 at Buffalo

TEAM

Most, Offense

First Downs — 33, Sept 9 vs. Kansas City
Rushing Attempts — 26, Sept 6 at Buffalo
Rushing Yards — 123, Sept 9 vs. Kansas City
Rushing Touchdowns — 1, Sept. 16 at Buffalo
Passing Attempts — 51, Sept 9 vs. Kansas City
Completions — 34, Sept 9 vs. Kansas City
Net Passing Yards — 424, Sept 9 vs. Kansas City
Touchdowns Thrown — 3, twice, most recently Sept 16 at Buffalo
Offensive Plays — 74, Sept 9 vs. Kansas City
Total Offense — 541, Sept 9 vs. Kansas City
Time of Possession — 34:26, Sept 9 vs. Kansas City

Most, Turnovers

Turnovers — 2, Sept 9 vs. Kansas City
Interceptions Thrown — 1, Sept 9 vs. Kansas City
Fumbles — 2, twice, most recently Sept. 16 at Buffalo
Fumbles Lost — 1, Sept 9 vs. Kansas City

Longest Scoring Drives

Plays — 12, three times, most recently Sept. 16 at Buffalo
Yards — 96, Sept. 9 vs. Kansas City
Time — 6:46, Sept. 16 at Buffalo

Shortest Scoring Drives

Plays — 3, Sept 16 at Buffalo
Yards — 11, Sept. 16 at Buffalo
Time — 2:55, Sept. 16 at Buffalo

Fewest, Defense

First Downs Allowed — 17, Sept 16 at Buffalo
Rushing Attempts Allowed — 22, Sept. 16 at Buffalo
Rushing Yards Allowed — 84, Sept. 16 at Buffalo
Passing Attempts Allowed — 27, Sept 9 vs. Kansas City
Completions Allowed — 15, Sept 9 vs. Kansas City
Net Passing Yards Allowed — 209, Sept. 16 at Buffalo
Total Plays Allowed — 55, Sept 9 vs. Kansas City
Total Yards Allowed — 293, Sept. 16 at Buffalo

Most, Defense

Takeaways — 2, Sept. 16 at Buffalo
Interceptions — 2, Sept. 16 at Buffalo
Fumbles Forced — None
Fumbles Recovered — None
Passes Defensed — 9, Sept. 16 at Buffalo
Sacks — 5, Sept. 16 at Buffalo

GAME-BY-GAME PASSES DEFENSED

Sept. 9		Kansas City:	Desmond King (1), Damion Square (1), Trevor Williams (1).
Sept. 16	at	Buffalo:	Kyzir White (3), Adrian Phillips (2), Jahleel Addae (1), Jatavis Brown (1), Casey Hayward Jr. (1), Derwin James (1).
Sept. 23	at	L.A. Rams:	
Sept. 30		San Francisco:	
Oct. 7		Oakland:	
Oct. 14	at	Cleveland:	
Oct. 21		Tennessee*:	
Nov. 4	at	Seattle:	
Nov. 11	at	Oakland:	
Nov. 18		Denver:	
Nov. 25		Arizona:	
Dec. 2	at	Pittsburgh:	
Dec. 9		Cincinnati:	
Dec. 13	at	Kansas City:	
Dec. 22/23		Baltimore:	
Dec. 30	at	Denver:	

*Played at Wembley Stadium in London, England.

SEASON TOTALS (12)

Name	No.
Kyzir White	3
Adrian Phillips	2
Jahleel Addae	1
Jatavis Brown	1
Casey Hayward Jr.	1
Derwin James	1
Desmond King	1
Damion Square	1
Trevor Williams	1

GAME-BY-GAME SACKS

Sept. 9		Kansas City:	Derwin James (1.0-0).
Sept. 16	at	Buffalo:	Melvin Ingram III (1.5-13.5), Jatavis Brown (1.0-8), Derwin James (1.0-6), Uchenna Nwosu (1.0-3), Damion Square (0.5-5.5).
Sept. 23	at	L.A. Rams:	
Sept. 30		San Francisco:	
Oct. 7		Oakland:	
Oct. 14	at	Cleveland:	
Oct. 21		Tennessee*:	
Nov. 4	at	Seattle:	
Nov. 11	at	Oakland:	
Nov. 18		Denver:	
Nov. 25		Arizona:	
Dec. 2	at	Pittsburgh:	
Dec. 9		Cincinnati:	
Dec. 13	at	Kansas City:	
Dec. 22/23		Baltimore:	
Dec. 30	at	Denver:	

*Played at Wembley Stadium in London, England.

SEASON TOTALS (6.0 — 36)

Name	No.	Yards
Derwin James	2.0	6
Melvin Ingram III	1.5	13.5
Jatavis Brown	1.0	8
Uchenna Nwosu	1.0	3
Damion Square	0.5	5.5

ALL-TIME SERIES HISTORY

Franchise	REGULAR SEASON						POSTSEASON					PRESEASON		
	W	L	T	Pct.	PF	PA	W	L	Pct.	PF	PA	W	L	T
Arizona Cardinals ¹	9	4	0	.692	322	267	0	0	—			14	10	0
Atlanta Falcons	2	8	0	.200	130	213	0	0	—			4	2	0
Baltimore Ravens	5	6	0	.455	226	231	0	0	—			0	0	0
Buffalo Bills	24	10	2	.706	899	609	1	2	0.333	27	57	0	1	0
Carolina Panthers	1	5	0	.167	93	147	0	0	—			0	0	0
Chicago Bears	5	7	0	.417	232	204	0	0	—			4	3	0
Cincinnati Bengals	19	14	0	.576	788	722	1	1	.500	34	37	0	0	0
Cleveland Browns ²	16	9	1	.635	612	498	0	0	—			1	0	1
Dallas Cowboys	5	6	0	.455	261	256	0	0	—			9	7	0
Denver Broncos	51	64	1	.443	2,495	2,471	0	1	.000	17	24	5	2	0
Detroit Lions	7	4	0	.636	244	250	0	0	—			0	1	0
Green Bay Packers	1	10	0	.091	186	342	0	0	—			2	1	1
Houston Texans	5	1	0	.833	164	100	0	0	—			1	0	0
Indianapolis Colts ³	16	10	0	.615	616	449	2	1	.667	71	76	2	2	0
Jacksonville Jaguars	7	3	0	.700	291	178	0	0	—			0	0	0
Kansas City Chiefs ⁴	54	61	1	.470	2,334	2,558	1	0	1.000	17	0	5	2	0
Los Angeles Rams ⁵	5	6	0	.455	290	290	0	0	—			19	18	0
Miami Dolphins	13	16	0	.448	645	646	2	2	.500	76	124	3	1	0
Minnesota Vikings	6	6	0	.500	300	279	0	0	—			3	11	1
New England Patriots ⁶	14	22	2	.389	747	904	1	2	.333	84	55	5	2	0
New Orleans Saints	7	5	0	.583	323	234	0	0	—			4	4	0
New York Giants	7	5	0	.583	319	281	0	0	—			5	3	0
New York Jets ⁷	22	12	1	.647	996	705	0	2	.000	31	37	4	2	1
Oakland Raiders ⁸	52	62	2	.457	2,509	2,547	0	1	.000	27	34	7	7	0
Philadelphia Eagles	7	5	0	.583	235	242	0	0	—			3	1	0
Pittsburgh Steelers	7	22	0	.241	525	743	2	1	.667	72	76	1	2	0
San Francisco 49ers	7	6	0	.538	294	347	0	1	.000	26	49	21	26	0
Seattle Seahawks	24	26	0	.480	1,042	1,049	0	0	—			5	11	0
Tampa Bay Buccaneers	8	3	0	.727	300	212	0	0	—			0	0	0
Tennessee Titans ⁹	26	14	1	.650	1,068	902	1	3	.250	50	57	7	3	0
Washington Redskins	4	7	0	.364	239	268	0	0	—			1	0	0
ALL-TIME TOTALS	436	439	11	0.498	19,725	19,144	11	17	0.393	532	626	135	122	4

Note: Prior to 1972, tie games were not included in winning percentage.

1—Known as St. Louis Cardinals (1960-87) and Phoenix Cardinals (1988-93)

2—Did not play from 1996-98 after relocation to Baltimore, but rejoined as an expansion franchise in 1999

3—Known as Baltimore Colts (1960-83)

4—Known as Dallas Texans (1960-62)

5—Known Los Angeles Rams (1960-94 and 2016-present) and St. Louis Rams (1995-2015)

6—Known as Boston Patriots (1960-70)

7—Known as Titans of New York (1960-62)

8—Known as Oakland Raiders (1960-81 and 1995-present) and Los Angeles Raiders (1982-94)

9—Known as Houston Oilers (1960-96) and Tennessee Oilers (1997-98)



RECORDS
SECTION

INDIVIDUAL RECORDS

POINTS

Most, Career

1,076	John Carney, 1990-00
918	LaDainian Tomlinson, 2001-09
889	Nate Kaeding, 2004-12

Most, Season

186	LaDainian Tomlinson, 2006
146	Nate Kaeding, 2009
144	Nick Novak, 2013

Most, Season, Rookie

114	Nate Kaeding, 2004
106	Josh Lambo, 2015
	Dennis Partee, 1968
94	Herb Travenio, 1965

Most, Game

30	Kellen Winslow at Oakland Nov. 22, 1981
24	(9x) Last: D. Woodhead vs. Miami Dec. 20, 2015
19	Greg Davis at Oakland Oct. 5, 1997

TOUCHDOWNS

Most Seasons Leading League

3	Lance Alworth, 1964, 1965, 1966
1	LaDainian Tomlinson, 2006

Most, Career

153	LaDainian Tomlinson, 2001-09
114	Antonio Gates, 2003-17
83	Lance Alworth, 1962-70

Most, Season

31	LaDainian Tomlinson, 2006
20	LaDainian Tomlinson, 2005
19	Chuck Muncie, 1981

Most, Game

5	Kellen Winslow at Oakland Nov. 22, 1981
4	(9x) Last: D. Woodhead vs. Miami Dec. 20, 2015
3	(40x) Last: M. Gordon at Atlanta Oct. 26, 2016

Most Consecutive Games

18	LaDainian Tomlinson, 2004-05
10	LaDainian Tomlinson, 2006
9	Antonio Gates, 2009-10
	Natrone Means, 1993-94
	Lance Alworth, 1963

POINTS AFTER TOUCHDOWN

Most, Career

349	Nate Kaeding, 2004-12
328	Rolf Benirschke, 1977-86
293	John Carney, 1990-00

Most, Season

58	Nate Kaeding, 2006
55	Rolf Benirschke, 1981
54	Nate Kaeding, 2004

Most, Game

7	(6x) Last: Nate Kaeding vs. Den. Dec. 28, 2008
6	(28x) Last: N. Novak vs. Buffalo Nov. 19, 2017
5	(51x) Last: J. Lambo vs. Jax. Sept. 10, 2016

Most Consecutive

250	Nate Kaeding, 2004-09
128	Nick Novak, 2011-14
87	Rolf Benirschke, 1983-86

Most Attempts, Career

352	Rolf Benirschke, 1977-86
351	Nate Kaeding, 2004-12
298	John Carney, 1990-00

Most Attempts, Season

61	Rolf Benirschke, 1981
58	Nate Kaeding, 2006
55	Nate Kaeding, 2004
	Bob Thomas, 1985

Most Attempts, Game

8	Rolf Benirschke at Oakland Nov. 22, 1981
7	(6x) Last: N. Kaeding vs. Den. Dec. 28, 2008
6	(37x) Last: N. Novak vs. Buffalo Nov. 19, 2017

TWO-POINT CONVERSIONS

Most, Career

3	Ronnie Harmon, 1990-95
2	Ladarius Green, 2012-15
	Legedu Naanee, 2007-10
	Dave Kocourek, 1960-65
1	(19x) Last: Antonio Gates, 2018

Most, Season

3	Ronnie Harmon, 1994
2	Ladarius Green, 2015
1	(23x) Last: Antonio Gates and Melvin Gordon vs. K.C. Sept. 9, 2018

Most, Game

2	Ladarius Green vs. Oakland Oct. 25, 2015
1	(26x) Last: Antonio Gates and Melvin Gordon vs. K.C. Sept. 9, 2018

FIELD GOALS

Most, Career

261	John Carney, 1990-00
180	Nate Kaeding, 2004-12
146	Rolf Benirschke, 1977-86

Most, Season

34	Nick Novak, 2013
	John Carney, 1994
32	Nate Kaeding, 2009
31	John Carney, 1993, 1999

Most, Game

6	(3x) Last: Greg Davis at Oakland Oct. 5, 1997
5	(11x) Last: Nate Kaeding at Oak. Sept. 10, 2012
4	(33x) Last: N. Novak vs. Buffalo Nov. 19, 2017

Most, Game, No Misses

6	(3x) Last: Greg Davis at Oakland Oct. 5, 1997
5	(10x) Last: Nate Kaeding at Oak. Sept. 10, 2012
4	(23x) Last: Josh Lambo at Atl. Oct. 23, 2016

Highest Percentage, Career (min. 100 att.)

.870	Nate Kaeding, 2004-12 (180 of 207)
.846	Nick Novak, 2011-14, 17 (110 of 130)
.816	John Carney, 1990-00 (261 of 320)

Highest Percentage, Season (min. 14 att.)

.919	Nick Novak, 2013 (34 of 37)
.914	Nate Kaeding, 2009 (32 of 35)
.905	John Carney, 1990 (19 of 21)

Most Consecutive

32	Nick Novak, 2013-14
29	John Carney, 1992-93
22	Nate Kaeding, 2009-10

Most Attempts, Career

320	John Carney, 1990-00
208	Rolf Benirschke, 1977-86
207	Nate Kaeding, 2004-12

Most Attempts, Season

40	John Carney, 1993
38	John Carney, 1994
37	Nick Novak, 2013

Most Attempts, Game

7	Dick Van Raaphorst at N.Y. Jets Oct. 8, 1966
6	(6x) Last: Steve Christie vs. Den. Dec. 1, 2002
5	(25x) Last: N. Novak vs. Buffalo Nov. 19, 2017

Longest

57	Nate Kaeding at Tampa Bay Dec. 21, 2008
55	Nate Kaeding vs. Kansas City Nov. 29, 2009
54	(5x) Last: Josh Lambo vs. Pitt. Oct. 12, 2015

RUSHING YARDS

Most Seasons Leading League

2	LaDainian Tomlinson, 2006, 2007
1	Dick Post, 1968
	Paul Lowe, 1965

Most, Career

12,490	LaDainian Tomlinson, 2001-09
4,972	Paul Lowe, 1960-68
4,297	Marion Butts, 1989-93

Most, Season

1,815	LaDainian Tomlinson, 2006
1,683	LaDainian Tomlinson, 2002
1,645	LaDainian Tomlinson, 2003

Most, Game

243	LaDainian Tomlinson vs. Oakl. Dec. 28, 2003
220	LaDainian Tomlinson vs. Denver Dec. 1, 2002
217	LaDainian Tomlinson vs. N.E. Sept. 29, 2002
	Gary Anderson vs. Kansas City, Dec. 18, 1988

Longest Run

87t	Melvin Gordon at New England Oct. 29, 2017
87t	Paul Lowe at Dallas Sept. 10, 1961
86t	Keith Lincoln at Oakland, Sept. 30, 1962
85t	L. Tomlinson vs. Kansas City Dec. 17, 2006

RUSHING TOUCHDOWNS

Most Seasons Leading League

3	LaDainian Tomlinson, 2004, 2006, 2007
---	---------------------------------------

Most, Career

138	LaDainian Tomlinson, 2001-09
43	Chuck Muncie, 1980-84
38	Paul Lowe, 1960-67

Most, Season

28	LaDainian Tomlinson, 2006
19	Chuck Muncie, 1981
18	LaDainian Tomlinson, 2005

Most, Game

4	LaDainian Tomlinson vs. Oak., Oct. 14, 2007
	L. Tomlinson at Cincinnati, Nov. 12, 2006
	L. Tomlinson at San Francisco, Oct. 15, 2006
	Chuck Muncie vs. Denver, Nov. 29, 1981
	Clarence Williams vs. Buffalo, Sept. 16, 1979
3	(21x), Last: R. Mathews at Den. Jan. 2, 2011
2	(113x), Last: M. Gordon at Atl. Oct. 23, 2016

RUSHING AVERAGE

Highest, Career (minimum 500 att.)

4.90	Paul Lowe, 1960-68
4.71	Keith Lincoln, 1961-66, 68
4.43	Dick Post, 1967-70

Highest, Season (minimum 100 att.)

6.45	Keith Lincoln, 1963
6.29	Paul Lowe, 1960
5.71	Paul Lowe, 1963

Highest, Game (minimum 10 att.)

14.7	Michael Turner at Denver Oct. 7, 2007
13.8	Keith Lincoln at Oakland Sept. 30, 1962
12.7	Keith Lincoln at Kansas City Oct. 20, 1963

RUSHING ATTEMPTS

Most Seasons Leading League

1	Paul Lowe, 1965
---	-----------------

Most, Career

2,880	LaDainian Tomlinson, 2001-09
1,031	Marion Butts, 1989-93
1,015	Paul Lowe, 1960-68

Most, Season

372	LaDainian Tomlinson, 2002
348	LaDainian Tomlinson, 2006
343	Natrone Means, 1994

Most, Game

39	LaDainian Tomlinson at Oakland Oct. 20, 2002
	Marion Butts at Kansas City Dec. 17, 1989
37	(3x) Last: L. Tomlinson at Oak. Nov. 21, 2004
36	L. Tomlinson vs. Washington, Sept. 9, 2001
	Gary Brown at Oakland, Oct. 5, 1997

PASS ATTEMPTS

Most Seasons Leading League

1	Philip Rivers, 2015
---	---------------------

Most, Career

6,543	Philip Rivers, 2004-18
5,604	Dan Fouts, 1973-87
3,640	John Hadl, 1962-72



Most, Season

661	Philip Rivers, 2015
609	Dan Fouts, 1981
589	Dan Fouts, 1980

Most, Game

65	Philip Rivers at Green Bay Oct. 18, 2015
58	Philip Rivers vs. Oakland Oct. 25, 2015
	Mark Herrmann at Kansas City Dec. 22, 1985
56	Dan Fouts vs. Miami Nov. 18 1984 (OT)

PASS COMPLETIONS**Most Seasons Leading League**

1	Philip Rivers, 2015
---	---------------------

Most, Career

4,205	Philip Rivers, 2004-18
3,297	Dan Fouts, 1973-1987
1,824	John Hadl, 1962-1972

Most, Season

437	Philip Rivers, 2015
379	Philip Rivers, 2014
378	Philip Rivers, 2013

Most, Game

43	Philip Rivers at Green Bay Oct. 18, 2015
38	Philip Rivers vs. Oakland Oct. 25, 2015
37	Mark Herrmann at Kansas City Dec. 22, 1985
	Dan Fouts vs. Miami Nov. 18, 1984 (OT)

Most Consecutive

22	Philip Rivers vs. Detroit Sept. 13, 2015 and at Cincinnati Sept. 20, 2015
16	Philip Rivers vs. Indianapolis Oct. 14, 2013 and at Jacksonville Oct. 20, 2013
15	Philip Rivers at Green Bay Sept. 23, 2007
	Dan Fouts at Cleveland Sept. 7, 1981

COMPLETION PERCENTAGE**Most Seasons Leading League**

1	Philip Rivers, 2013
---	---------------------

Highest, Career (minimum 500 att.)

.643	Philip Rivers, 2004-18
.622	Drew Brees, 2001-05
.588	Dan Fouts, 1973-87

Highest, Season (minimum 140 att.)

.695	Philip Rivers, 2013
.665	Philip Rivers, 2014
.661	Philip Rivers, 2015

Highest, Game (minimum 20 att.)

.900	Philip Rivers vs. K.C. Nov. 1, 2012 (18 of 20)
.880	Drew Brees vs. Oak. Oct. 31, 2004 (22 of 25)
.864	Drew Brees vs. N.Y.G. Sept. 25, 2005 (19 of 22)

PASSING YARDS**Most Seasons Leading League**

4	Dan Fouts, 1979, 1980, 1981, 1982
3	John Hadl, 1965, 1968, 1971
1	Philip Rivers, 2010

Most, Career

50,772	Philip Rivers, 2004-18
43,040	Dan Fouts, 1973-87
26,938	John Hadl, 1962-72

Most, Season

4,802	Dan Fouts, 1981
4,792	Philip Rivers, 2015
4,715	Dan Fouts, 1980

Most, Game

503	Philip Rivers at Green Bay Oct. 18, 2015
455	Philip Rivers at Seattle Sept. 26, 2010
444	Dan Fouts at San Francisco Dec. 11, 1982
	Dan Fouts vs. New York Giants Oct. 19, 1980

Most Games 300 Yards or More, Career

58	Philip Rivers, 2004-18
51	Dan Fouts, 1973-87
16	John Hadl, 1962-72

Most Games 300 Yards or More, Season

8	Philip Rivers, 2015
---	---------------------

Dan Fouts, 1980

7	Dan Fouts, 1981, 1985
6	Philip Rivers, 2017, 2016, 2012, 2011, 2010
	Dan Fouts, 1979

Most Consecutive Games, 300 Yards or More

5	Philip Rivers, 2015
4	Dan Fouts, 1980-81, 1979
3	Philip Rivers, 2017, 2016, 2010-11
	Dan Fouts, 1985, 1980
	John Hadl, 1967

Most Games 400 Yards or More, Career

10	Philip Rivers, 2004-18
6	Dan Fouts, 1973-87
1	Jim Harbaugh, 1999-00

Longest Completion

99t	Stan Humphries at Seattle Sept. 18, 1994
91t	Jack Kemp at Denver Nov. 12, 1961
88t	Ed Luther vs. Chicago Dec. 3, 1984

TOUCHDOWN PASSES**Most Seasons Leading League**

2	John Hadl, 1968, 1971
	Dan Fouts, 1981, 1982
1	Philip Rivers, 2008 (tied with Drew Brees)

Most, Career

345	Philip Rivers, 2004-18
254	Dan Fouts, 1973-87
201	John Hadl, 1962-72

Most, Season

34	Philip Rivers, 2008
33	Philip Rivers, 2016
	Dan Fouts, 1981
32	Philip Rivers, 2013

Most, Game

6	Dan Fouts at Oakland Nov. 22, 1981
5	(4x), Last: Drew Brees vs. Oak. Oct. 31, 2004
4	(28x), Last: Philip Rivers at Oak. Oct. 9, 2016

Most Consecutive Games

28	Philip Rivers, 2012-14
23	Philip Rivers, 2009-10
20	Dan Fouts, 1979-80

INTERCEPTIONS THROWN**Most Seasons Leading League**

1	Philip Rivers, 2016
	John Hadl, 1968

Most, Career

242	Dan Fouts, 1973-87
211	John Hadl, 1962-72
167	Philip Rivers, 2004-18

Most, Season

32	John Hadl, 1968
26	John Hadl, 1972
25	John Hadl, 1971
	Jack Kemp, 1960

Most, Game

6	Ed Luther vs. Washington Oct. 31, 1983
	John Hadl vs. Kansas City Dec. 8, 1968
5	(9x), Last: C. Whelihan at Sea. Dec. 13, 1998
4	(32x), Last: Philip Rivers vs. Mia. Nov. 13, 2016

Fewest, Season (minimum 150 att.)

3	Ed Luther, 1984 (151 att.)
4	Doug Flutie, 2003 (167 att.)
	John Friesz, 1993 (238 att.)
6	Stan Humphries, 1997 (225 att.)

Most Consecutive Attempts, None Intercepted

194	Drew Brees, Oct. 17-Dec. 5, 2004
170	Philip Rivers, Nov. 27-Dec. 24
168	Dan Fouts, Sept. 27-Oct. 25, 1981

Lowest Percentage, Season (minimum 150 att.)

.017	John Friesz, 1993
	Philip Rivers, 2017
.018	Drew Brees, 2004
.019	Philip Rivers, 2009

PASSER RATING**Most Seasons Leading League**

1	Philip Rivers, 2008
---	---------------------

Highest, Career (minimum 500 att.)

94.9	Philip Rivers, 2004-18
84.9	Drew Brees, 2001-05
80.2	Dan Fouts, 1973-87

Highest, Season (minimum 300 att.)

105.5	Philip Rivers, 2013, 2008
104.8	Drew Brees, 2004
104.4	Philip Rivers, 2009

Highest, Game (minimum 20 att.)

157.1	Dan Fouts at Cleveland Sept. 7, 1981
153.1	Drew Brees vs. Oakland Oct. 31, 2004
150.5	Philip Rivers vs. San Francisco Dec. 16, 2010

RECEIVING YARDS**Most Seasons Leading League**

3	Lance Alworth, 1965, 1966, 1969
---	---------------------------------

Most, Career

11,524	Antonio Gates, 2003-18
9,584	Lance Alworth, 1962-70
9,203	Charlie Joiner, 1976-86

Most, Season

1,602	Lance Alworth, 1965
1,393	Keenan Allen, 2017
1,383	Lance Alworth, 1966

Most, Game

260	Wes Chandler vs. Cincinnati Dec. 20, 1982
243	Wes Chandler vs. Seattle Sept. 15, 1985
232	Lance Alworth at Kansas City Oct. 20, 1963

Average per Catch, Career (minimum 250 rec.)

19.4	Lance Alworth, 1962-70
18.6	Gary Garrison, 1966-76
17.5	Vincent Jackson, 2005-11

Average per Catch, Season (minimum 35 rec.)

23.2	Lance Alworth, 1965
22.9	Gary Garrison, 1970
21.2	Gary Garrison, 1968, 1971

Longest Reception

99t	Tony Martin at Seattle Sept. 18, 1994
91t	Keith Lincoln at Denver Nov. 12, 1961
88t	Bobby Duckworth at Chicago Dec. 3, 1984

RECEPTIONS**Most Seasons Leading League**

3	Lance Alworth, 1966, 1968, 1969
2	Kellen Winslow, 1980, 1981

Most, Career

929	Antonio Gates, 2003-18
586	Charlie Joiner, 1976-86
541	Kellen Winslow, 1979-87

Most, Season

102	Keenan Allen, 2017
100	LaDainian Tomlinson, 2003
90	Tony Martin, 1995
89	Antonio Gates, 2005
	Kellen Winslow, 1980

Most, Game

15	Keenan Allen vs. Detroit Sept. 13, 2015
	Kellen Winslow at Green Bay Oct. 7, 1984
14	Keenan Allen at Green Bay Oct. 18, 2015
	David Boston at Jacksonville Oct. 5, 2003
	Kellen Winslow vs. Kansas City Dec. 11, 1983
13	(6x), Last: A. Gates vs. Miami Dec. 11, 2005

Most Consecutive Games With a Catch

96	Lance Alworth, 1962-69
80	Antonio Gates, 2003-08
78	Charlie Joiner, 1978-84



RECEIVING TOUCHDOWNS

Most Seasons Leading League

3 Lance Alworth, 1964, 1965, 1966

Most, Career

114 Antonio Gates, 2003-18
81 Lance Alworth, 1962-70
58 Gary Garrison, 1966-76

Most, Season

14 Tony Martin, 1996
Lance Alworth, 1965
13 (5x), Last: Antonio Gates, 2004
12 Antonio Gates, 2014
Gary Garrison, 1970

Most, Game

5 K. Winslow at Oakland Nov. 22, 1981
4 Lance Alworth at Denver Dec. 1, 1968
3 (14x) Last: D. Woodhead vs. Mia. Dec. 20, 2015

Most Consecutive Games

9 Antonio Gates, 2009-10
Lance Alworth, 1963
6 John Jefferson, 1980
Lance Alworth, 1964, 1967
5 Lance Alworth, 1965-66

SCRIMMAGE YARDS

Most, Career

16,445 LaDainian Tomlinson, 2001-09
11,508 Antonio Gates, 2003-17
9,721 Lance Alworth, 1962-70

Most, Season

2,370 LaDainian Tomlinson, 2003
2,323 LaDainian Tomlinson, 2006
2,172 LaDainian Tomlinson, 2002

Most, Game

271 LaDainian Tomlinson vs. Denver Dec. 1, 2002
261 Melvin Gordon vs. Tennessee Nov. 6, 2016
260 LaDainian Tomlinson vs. Oakland Dec. 28, 2003
Wes Chandler vs. Cincinnati Dec. 20, 1982

INTERCEPTIONS BY

Most Seasons Leading League

1 Casey Hayward, 2016
Antonio Cromartie, 2007

Most, Career

42 Gill Byrd, 1983-92
29 Dick Harris, 1960-65
26 Rodney Harrison, 1994-02

Most, Season

10 Antonio Cromartie, 2007
9 Charlie McNeil, 1961
8 (4x) Last: Ryan McNeil, 2001

Most, Game

3 A. Cromartie vs. Indianapolis Nov. 11, 2007
Dwayne Harper vs. Oakland Nov. 27, 1995
Pete Shaw at Cincinnati Nov. 2, 1980
Clarence Duren at Miami Oct. 30, 1977
Chris Fletcher at Denver Nov. 30, 1975
Joe Beauchamp vs. Denver Sept. 24, 1972
Leslie Duncan at Oakland Sept. 25, 1966
Bud Whitehead at Buffalo Oct. 10, 1965
Dick Harris at Buffalo Nov. 17, 1963
Charlie McNeil vs. Houston Sept. 24, 1961
C. McNeil vs. New York Titans Dec. 18, 1960
2 (84x) Last: C. Hayward vs. Bills Nov. 19, 2017

Most Consecutive Games

5 Charlie McNeil, 1961
4 (4x) Last: Greg Jackson, 1998
3 (18x) Last: Stephen Cooper, 2008

INTERCEPTION RETURN YARDS

Most Seasons Leading League

1 Charlie McNeil, 1961

Most, Career

546 Gill Byrd, 1983-92
502 Charlie McNeil, 1960-64
477 Kenny Graham, 1964-69

Most, Season

349 Charlie McNeil, 1961
224 Stanley Richard, 1994
166 Vencie Glenn, 1987

Most, Game

177 Charlie McNeil vs. Houston, Sept. 24, 1961
106 Woodrow Lowe vs. Pittsburgh, Nov. 18, 1979
103 Vencie Glenn vs. Denver, Nov. 29, 1987

Longest Return

103t Vencie Glenn vs. Denver, Nov. 29, 1987
102t Donald Frank at L.A. Raiders, Oct. 31, 1993
100t Leslie Duncan vs. Kansas City, Oct. 15, 1967

INTERCEPTION RETURN TOUCHDOWNS

Most, Career

5 Kenny Graham, 1964-69
Dick Harris, 1960-65
4 Woodrow Lowe, 1976-86
3 Eric Weddle, 2007-15
Joe Beauchamp, 1966-75

Most, Season

3 Dick Harris, 1961
2 (9x) Last: Demorrio Williams, 2012
1 (73x) Last: Desmond King, 2017

Most, Game

1 (94x) Last: Desmond King at Dallas Nov. 23, 2017

SACKS

Most Seasons Leading League

1 Shawne Merriman, 2006

Most, Career

105.5 Leslie O'Neal, 1986-95
69.5 Shaun Phillips, 2004-12
67.0 Gary Johnson, 1975-84

Most, Season

17.5 Gary Johnson, 1980
17.0 S. Merriman, 2006
Leslie O'Neal, 1992
Steve DeLong, 1969
15.5 Fred Dean, 1978

Most, Game (since 1982)

5 Leslie O'Neal vs. Dallas Nov. 16, 1986
4 (5x) Last: A. Barnes vs. Balt. Dec. 18, 2011
3.5 (3x) Last: Kendall Reyes at N.Y.J. Dec. 23, 2012

PUNTS

Most, Career

771 Darren Bennett, 1995-03
756 Mike Scifres, 2003-15
519 Dennis Partee, 1968-75

Most, Season

95 Darren Bennett, 1998
92 Darren Bennett, 2000
89 Darren Bennett, 1997, 1999

Most, Game

11 (5x), Last: D. Bennett at Oak. Oct. 11, 1998
10 (10x) Last: D. Kaser at Jax Nov. 12, 2017
9 (14x), Last: D. Kaser at NYJ Dec. 24, 2017

PUNT YARDS

Most, Career

34,152 Mike Scifres, 2003-15
33,776 Darren Bennett, 1995-03
21,417 Dennis Partee, 1968-75

Most, Season

4,248 Darren Bennett, 2000
4,174 Darren Bennett, 1998
3,972 Darren Bennett, 1997

Most, Game

522 Darren Bennett at Oakland Oct. 11, 1998
493 Mike Scifres at Denver Nov. 18, 2012
492 Dennis Partee at Kansas City Nov. 10, 1974

Longest Punt

82 Paul Maguire vs. Dallas Nov. 19, 1961
73 Dennis Partee at Denver Oct. 17, 1971
72 Mike Scifres at Buffalo, Sept. 21, 2014

PUNTING AVERAGE

Highest, Career (minimum 100 att.)

47.5 Drew Kaser, 2016-18
45.2 Mike Scifres, 2003-15
43.8 Darren Bennett, 1995-03
42.9 Ralf Mojsiejenko, 1985-88

Highest, Season (minimum 50 att.)

48.3 Mike Scifres, 2012
48.1 Drew Kaser, 2017
46.7 Mike Scifres, 2010
46.3 Drew Kaser, 2016

Highest, Game (minimum 4 att.)

59.5 Mike Scifres at St. Louis Oct. 17, 2010
Darren Bennett at Pittsburgh Oct. 1, 1995
57.0 Drew Kaser at Denver Oct. 30, 2016
Mike Scifres vs. Kansas City Oct. 19, 2014
Darren Bennett at Kansas City Sept. 17, 2000
56.7 Darren Bennett at Denver Oct. 6, 1996

PUNT RETURN YARDS

Most Seasons Leading League

1 Leslie "Speedy" Duncan, 1965

Most, Career

2,388 Mike Fuller, 1975-80
1,651 Leslie "Speedy" Duncan, 1964-70
1,407 Darrien Gordon, 1983-96

Most, Season

537 Darrien Gordon, 1996
489 Eric Metcalf, 1997
475 Darrien Gordon, 1994

Most, Game

168 Eric Metcalf at Cincinnati Nov. 2, 1997
136 Mike Fuller at Buffalo Nov. 21, 1976
133 Andre Coleman at Phil. Sept. 17, 1995

Longest Return

95t L. Duncan vs. New York Jets, Nov. 24, 1968
90t Darrien Gordon at L.A. Raiders, Sept. 25, 1994
88t A. Coleman at Philadelphia, Sept. 17, 1995
Mike Fuller at New Orleans, Oct. 9, 1977

PUNT RETURN AVERAGE

Most Seasons Leading League

2 Leslie "Speedy" Duncan, 1965, 1966

Highest, Career (minimum 50 ret.)

13.7 Darrien Gordon, 1993-96
12.0 Leslie "Speedy" Duncan, 1964-70
11.3 Mike Fuller, 1975-80

Highest, Season (minimum 20 ret.)

15.5 Leslie "Speedy" Duncan, 1965
14.9 Darrien Gordon, 1996
13.2 (4x), Last: Darrien Gordon, 1994



PUNT RETURN TOUCHDOWNS

Most, Career

- 4 Leslie "Speedy" Duncan, 1964-70
- 3 Eric Metcalf, 1997
- Darrien Gordon, 1993-96
- 2 (4x) Last: Darren Sproles, 2005-10

Most, Season

- 3 Eric Metcalf, 1997
- 2 (3x) Last: Darrien Gordon, 1994
- 1 (17x) Last: Travis Benjamin, 2017

Most, Game

- 2 Eric Metcalf at Cincinnati, Nov. 2, 1997
- 1 (23x) Last: T. Benjamin vs. Den. Oct. 22, 2017

PUNT RETURNS

Most Seasons Leading League

- 1 Leslie Duncan, 1965

Most, Career

- 212 Mike Fuller, 1975-80
- 138 Leslie "Speedy" Duncan, 1964-70
- 124 Lionel James, 1984-88

Most, Season

- 46 Mike Fuller, 1979
- 45 Eric Metcalf, 1997
- 39 Mike Fuller, 1978

Most, Game

- 8 (4x) Last: Leon Johnson at Det. Dec. 7, 2003
- 7 (4x) Last: Mike Fuller at Hou. Dec. 17, 1978
- 6 (9x) Last: J. Herndon vs. Miami Dec. 20, 2015

Most Fair Catches, Season

- 25 Travis Benjamin, 2017
- 24 Kenny Graham, 1969
- 19 Chris Penn, 1999
- Darrien Gordon, 1994

Most Fair Catches, Game

- 6 Phil McConkey at Kansas City Dec. 17, 1989
- 5 Jeff Graham at Oakland Sept. 3, 2000
- Kenny Graham vs. Cincinnati Oct. 4, 1969
- Travis Benjamin vs. Denver Oct. 22, 2017

KICKOFF RETURN YARDS

Most, Career

- 6,469 Darren Sproles, 2005-10
- 3,997 Ronney Jenkins, 2000-02
- 3,914 Andre Coleman, 1994-96

Most, Season

- 1,541 Ronney Jenkins, 2001
- 1,531 Ronney Jenkins, 2000
- 1,528 Darren Sproles, 2005

Most, Game

- 250 Ronney Jenkins, at Oakland Nov. 18, 2001
- 221 Ronney Jenkins vs. N.O. Sept. 10, 2000
- 215 Richard Goodman at Oakland Jan. 1, 2012

Longest Return

- 105t Richard Goodman at Oakland Jan. 1, 2012
- 103t Darren Sproles at Denver Sept. 14, 2008
- Keith Lincoln vs. N.Y. Titans Sept. 16, 1962
- 99t Micheal Spurlock vs. Oakland Dec. 30, 2012

KICKOFF RETURN AVERAGE

Highest, Career (minimum 75 ret.)

- 25.3 Leslie "Speedy" Duncan, 1964-70
- 25.1 Darren Sproles, 2005-10
- 24.2 Ronney Jenkins, 2000-02

Highest, Season (minimum 10 ret.)

- 29.7 Antonio Cromartie, 2006
- 28.4 Keith Lincoln, 1962
- 28.0 Leslie "Speedy" Duncan, 1969

KICKOFF RETURN TOUCHDOWNS

Most, Career

- 4 Andre Coleman, 1994-96
- 3 Ronney Jenkins, 2000-02
- 2 Darren Sproles, 2005-08
- Anthony Miller, 1988-93

Most, Season

- 2 (3x) Last: Ronney Jenkins, 2001
- 1 (13x) Last: Micheal Spurlock, 2012

Most, Game

- 1 (19x) Last: M. Spurlock vs. Oak. Dec. 30, 2012

KICKOFF RETURNS

Most, Career

- 258 Darren Sproles, 2005-10
- 166 Andre Coleman, 1994-96
- 165 Ronney Jenkins, 2000-02

Most, Season

- 67 Ronney Jenkins, 2000
- 63 Darren Sproles, 2005
- 62 Andre Coleman, 1995

Most, Game

- 8 (5x) Last: D. Sproles at N.O. (at London) Oct. 26, 2008
- 7 (13x) Last: D. Sproles vs. Denver Oct. 19, 2009
- 6 (36x) Last: R. Goodman at Oakland Jan. 1, 2012

COMBINED KICKOFF AND PUNT RETURN YARDS

Most, Career

- 7,404 Darren Sproles, 2005-10
- 5,037 Leslie "Speedy" Duncan, 1964-70
- 4,240 Andre Coleman, 1994-96

Most, Season

- 1,737 Andre Coleman, 1995
- 1,636 Darren Sproles, 2005
- 1,625 Darren Sproles, 2008

COMBINED KICKOFF AND PUNT RETURNS

Most, Career

- 372 Darren Sproles, 2005-10
- 289 Mike Fuller, 1975-80
- 272 Leslie "Speedy" Duncan, 1964-70

Most, Season

- 90 Andre Coleman, 1995
- 81 Darren Sproles, 2005
- 80 Darren Sproles, 2009

SERVICE

Most Seasons, Active Player

- 17 David Binn, 1994-10
- 16 Antonio Gates, 2003-18
- 15 Dan Fouts, 1973-87
- Philip Rivers, 2004-18
- Russ Washington, 1968-82
- 14 Don Macek, 1976-89
- Doug Wilkerson, 1971-84

Most Games

- 256 David Binn, 1994-10
- 221 Antonio Gates, 2003-18
- 200 Junior Seau, 1990-02
- Russ Washington, 1968-82

Most Consecutive Games

- 193 Philip Rivers, 2005-18
- 179 David Binn, 1994-10
- 178 Russ Washington, 1968-80

Most Consecutive Starts

- 193 Philip Rivers, 2006-18
- 148 Russ Washington, 1970-80
- 140 Walt Sweeney, 1964-73



TEAM RECORDS

† indicates 9-game strike season

GAMES WON

Most, Season

14 2006
13 2009
12 1961, 1979, 2004

Fewest, Season

1 2000
2 1973, 1975
4 1962, 1972, 1986, 1991, 1997, 2003, 2015

Most Consecutive

15 Nov. 27, 1960–Dec. 3, 1961
11 Oct. 25, 2009–Jan. 3, 2010
Oct. 29, 2006–Sept. 9, 2007
8 (4x) Last: Oct. 24–Dec. 19, 2004

Most Consecutive at Home

10 Nov. 5, 1978–Nov. 25, 1979
9 Sept. 17, 2006–Sept. 9, 2007
Nov. 27, 1960–Dec. 9, 1961
8 Oct. 4, 1992–Sept. 19, 1993

Most Consecutive on Road

11 Oct. 2, 1960–Nov. 12, 1961
6 Oct. 25, 2009–Dec. 25, 2009
Nov. 4, 1979–Sept. 28, 1980
5 Jan. 2, 1994–Oct. 16, 1994

Most Consecutive at Start of Season

11 1961
6 1994
4 1966, 1980, 2002

GAMES LOST

Most, Season

15 2000
12 1975, 1986, 1991, 1997, 2003, 2015
11 1973, 1998, 2001, 2016

Fewest, Season

2 1961, 1965, 2006
3 2009, 1963, 1982†
4 1960, 1979, 2004

Most Consecutive

11 Sept. 3, 2000–Nov. 19, 2000
Sept. 21, 1975–Nov. 30, 1975
9 Dec. 8, 2002–Oct. 5, 2003
Nov. 4, 2001–Dec. 30, 2001
Dec. 4, 2016–Oct. 1, 2017
8 (5x) Last: Dec. 4, 2016–Sept. 24, 2017

Most Consecutive at Home

7 Nov. 13, 2016–Oct. 1, 2017
6 (3x) Last: Nov. 13, 2016–Sept. 24, 2017
5 (6x) Last: Nov. 13, 2016–Sept. 17, 2017

Most Consecutive on Road

11 Oct. 6, 1985–Oct. 26, 1986
8 (3x) Last: Sept. 3, 2000–Dec. 17, 2000
7 Nov. 10, 2002–Oct. 5, 2003
Sept. 20, 1998–Dec. 27, 1998

Most Consecutive on Road Without Victory (Ties incl.)

14 Nov. 22, 1970–Nov. 19, 1972

POINTS

Most, Season

492 2006
478 1981
467 1985

Most, Game

58 vs. Denver, Dec. 22, 1963
55 at Oakland, Nov. 22, 1981
vs. Denver, Oct. 20, 1968
54 vs. Buffalo, Nov. 19, 2017

Most Game, Both Teams

98 vs. Pittsburgh, Dec. 8, 1985
93 vs. N.Y. Titans, Dec. 18, 1960
90 at Cincinnati, Nov. 12, 2006

Most, Half

42 Nov. 12, 2006 at Cincinnati (second half)
41 Nov. 5, 1961 vs. N.Y. Titans (second half)
37 Nov. 19, 2017 vs. Buffalo (first half)

Most, Quarter

28 at Kansas City Nov. 15, 1964 (second quarter)
vs. N.Y. Titans Nov. 5, 1961 (third quarter)
vs. Houston Sept. 24, 1961 (second quarter)

Most, Quarter, Both Teams

38 at Denver Sept. 14, 2008 (2Q)
at Kansas City Oct. 19, 1986 (2Q)
at Denver Oct. 6, 1963 (2Q)
at Boston Oct. 7, 1961 (2Q)

Fewest, Season

188 1973
189 1975
212 1974

Fewest, Game

0 (28x) Last: at Miami Nov. 2, 2014

Most Consecutive Games Not Shutout

240 Nov. 7, 1999–Nov. 2, 2014
121 Sept. 7, 1962–Nov. 2, 1969

TOUCHDOWNS

Most, Season

61 1981
60 1985
59 2006

Most, Game

8 vs. Pittsburgh Dec. 8, 1985
at Oakland Nov. 22, 1981
7 (8x) Last: vs. Denver Dec. 28, 2008
6 (35x) Last: vs. Buffalo Nov. 19, 2017

Fewest, Season

22 1973, 1975
23 1998
25 1977, 1999

POINTS AFTER TOUCHDOWN

Most, Season

58 2006
55 1981
54 2004

Most, Game

7 (7x) Last: vs. Denver Dec. 28, 2008
6 (28x) Last: vs. Buffalo Nov. 19, 2017
5 (50x) Last: vs. Jacksonville Sept. 18, 2016

Fewest, Season

19 1973, 1998
20 1975
21 1977

TWO-POINT CONVERSIONS

Most, Season

3 1994
2 1962, 1963, 1968, 1998, 2003, 2008, 2010, 2015
1 1961, 1964, 1995, 1999, 2002, 2006, 2011

Most, Game – (since 1994)

2 (2x) Last: Antonio Gates and Melvin Gordon
vs. K.C. Sept. 9, 2018
1 (16x) Last: vs. Kansas City Sept. 9, 2018

Most Attempts, Season

7 1994
5 2008
4 1995, 1998, 2000

Most Attempts, Game – (since 1994)

3 (2x) Last: vs. Kansas City Sept. 9, 2018
2 (5x) Last: vs. Kansas City Sept. 9, 2018
1 (35x) Last: vs. Kansas City Sept. 9, 2018

FIELD GOALS

Most, Season

34 1994, 2013
32 2009
31 1993, 1999

Most, Game

6 (3x) Last: at Oakland Oct. 5, 1997
5 (11x) Last: at Oakland Sept. 10, 2012
4 (34x) Last: vs. Cleveland Dec. 3, 2017

Most Attempts, Season

43 2001
40 1993
38 1994

Most Attempts, Game

7 at N.Y. Jets Oct. 8, 1966
6 (6x) Last: vs. Buffalo Nov. 19, 2017
5 (26x) Last: vs. Cleveland Dec. 3, 2017

Most, Game, Both Teams

9 vs. Kansas City Sept. 29, 1996
8 at Indianapolis Nov. 3, 1996
vs. New England Nov. 9, 1975
7 (15x) Last: at Atlanta Oct. 23, 2016

Most Attempts, Game, Both Teams

10 (4x) Last: vs. Seattle Dec. 12, 1999
9 (3x) Last: vs. Denver Dec. 1, 2002
8 (22x) Last: at Atlanta Oct. 23, 2016

Fewest Made, Season

6 1974
10 1976
12 1964, 1970, 1973, 1975

Fewest Attempts, Season

16 1974
19 1970
20 1962, 1976, 1988, 2003

FIRST DOWNS

Most, Season

380 1985
379 1981
374 1984

Most, Game

35 at Kansas City Oct. 19, 1986
34 vs. Miami Nov. 18, 1984 (OT)
vs. Cincinnati Dec. 20, 1982
33 at Philadelphia Sept. 15, 2013
vs. Oakland Oct. 31, 2004

Most, Game, Both Teams

62 vs. Seattle Sept. 15, 1985
58 vs. Seattle Dec. 29, 2002 (OT)
at Cincinnati Sept. 22, 1985
vs. Miami Nov. 18, 1984 (OT)
57 at New England, Sept. 18, 2011
at San Francisco Dec. 11, 1982

Fewest, Season

198 1973, 1975
208 1961
217 1962

Fewest, Game

3 at Denver Nov. 30, 1975
5 at Denver Nov. 16, 2003
vs. Oakland Oct. 5, 1970
6 vs. Pittsburgh Dec. 24, 2000
at Seattle Nov. 22, 1987

Most by Rushing, Season

137 2006
131 2004
127 1965, 1981

Most by Rushing, Game

19 vs. Oakland Nov. 27, 1960
18 vs. Houston Oct. 3, 1965
17 (3x) Last: vs. Denver, Dec. 28, 2008

Fewest by Rushing, Game

0 vs. Oakland Dec. 5, 2010
at Oakland Nov. 14, 1999
1 (17x) Last: at Indianapolis Sept. 25, 2016
2 (50x) Last: at Cleveland Dec. 24, 2016

Most by Passing, Season

259 1985
244 1980
240 1984

Most by Passing, Game

27 vs. Seattle Sept. 15, 1985
26 at Green Bay Oct. 18, 2015
23 vs. Cincinnati Dec. 20, 1982
vs. N.Y. Giants Oct. 19, 1980



Fewest by Passing, Season

89 1975
93 1973
110 1961

Fewest by Passing, Game

0 at Kansas City Sept. 20, 1998
1 at Denver Nov. 30, 1975 (OT)
2 (3x) Last: at Denver Nov. 16, 2003

Most by Penalty, Season

39 2013
37 2004, 2014
36 2016

Most by Penalty, Game

7 vs. Tennessee Nov. 13, 2016
vs. Baltimore Nov. 15, 1998
vs. Denver Nov. 30, 1997
6 (5x) Last: at Baltimore Nov. 30, 2014
5 (19x) Last: vs. Tennessee Nov. 6, 2016

Fewest by Penalty, Season

11 1975
12 1964
13 1968

NET YARDS GAINED**Most, Season**

6,744 1981
6,535 1985
6,410 1980

Most, Game

661 vs. Cincinnati Dec. 20, 1982
593 vs. L.A. Raiders Nov. 10, 1985
581 vs. Denver Oct. 20, 1968

Most, Game, Both Teams

1,102 vs. Cincinnati Dec. 20, 1982
1,057 vs. Denver Oct. 20, 1968
1,050 at Philadelphia Sept. 15, 2013

Fewest, Season

3,411 1975
3,622 1973
3,953 1970

Fewest, Game

70 at Denver Nov. 2, 1969
93 vs. Oakland Oct. 5, 1975
96 at Denver Nov. 16, 2003

Most Total Offensive Plays, Season

1,154 1984
1,135 1980
1,129 1981

Fewest Total Offensive Plays, Season

617 1982†
753 1963
759 1964

RUSHING**Most Attempts, Season**

590 1978
525 2004
522 2006

Most Attempts, Game

58 vs. Oakland, Nov. 20, 1977
53 (4x) Last: vs. Detroit Dec. 16, 2007
51 at Kansas City Sept. 12, 1983

Fewest Attempts, Season

267 1982†
351 2000
361 1966

Most Yards, Season

2,578 2006
2,257 1990
2,248 1991

Most Yards, Game

289 vs. Denver Dec. 28, 2008
287 vs. N.Y. Jets Oct. 13, 1963
274 vs. Detroit Dec. 16, 2007

Fewest Yards, Game

2 vs. Boston Dec. 17, 1961
3 vs. Dallas Texans Nov. 19, 1961
11 vs. Buffalo Nov. 20, 1960

Most Touchdowns, Season

32 2006
26 1981
25 1979

Fewest Touchdowns, Season

4 2012, 2015
5 1997
6 2014

Most Touchdowns, Game

5 (4x) Last: vs. Denver Dec. 28, 2008
4 (22x) Last: at Tennessee Dec. 25, 2009
3 (46x) Last: vs. Baltimore Dec. 18, 2011

RUSHING AVERAGE**Highest, Season**

5.6 1963
5.1 2003
4.9 2006

Highest, Game

8.52 vs. N.Y. Jets Dec. 24, 1967
8.44 vs. Denver Dec. 22, 1963
8.26 vs. Cleveland Nov. 5, 2006

PASSING**Most Attempts, Season**

667 2015
662 1984
635 1983

Most Attempts, Game

65 at Green Bay Oct. 18, 2015
at Kansas City Oct. 19, 1986
58 vs. Oakland Oct. 25, 2015
at Kansas City Dec. 22, 1985
56 vs. Miami Nov. 18, 1984, (OT)

Fewest Attempts, Season

337 1975
338 1982†
349 1974

Fewest Attempts, Game

6 at Cleveland Dec. 19, 2004
10 vs. Kansas City Dec. 18, 1988
11 (2x) Last: vs. Houston Oct. 28, 2007

Most Completions, Season

442 2015
401 1984
386 1985

Most Completions, Game

43 at Green Bay Oct. 18, 2015
38 vs. Oakland Oct. 25, 2015
37 (3x) Last: at Kansas City Oct. 19, 1986

Fewest Completions, Game

1 at Kansas City Sept. 20, 1998
3 vs. Oakland Oct. 5, 1975
4 at Cleveland Dec. 19, 2004
vs. Kansas City Nov. 2, 1986

Most Net Yards Gained, Season

4,870 1985
4,739 1981
4,661 1983

Most Net Yards Gained, Game

494 vs. Seattle Sept. 15, 1985
488 at Green Bay Oct. 18, 2015
486 vs. Cincinnati Dec. 20, 1982

Fewest Net Yards Gained, Season

1,610 1975
1,808 1973
2,244 1977

Fewest Net Yards Gained, Game

-22 vs. Oakland Oct. 5, 1975
-19 at Kansas City Sept. 20, 1998
7 at Washington Sept. 16, 1973

Most Touchdowns, Season

37 1985
34 1981, 2008
33 2016

Fewest Touchdowns, Season

7 1975
9 1973
11 1977, 1988, 1998

Most Touchdowns, Game

7 at Oakland Nov. 22, 1981
5 (9x) Last: vs. Oakland Oct. 31, 2004
4 (29x) Last: at Oakland Oct. 9, 2016

Most Had Intercepted, Season

34 1962, 1998
33 1968, 1983, 1986
30 1964, 1973, 1978, 1985, 2000

Most Had Intercepted, Game

7 at Seattle Dec. 13, 1998
vs. Kansas City Dec. 8, 1968
6 (6x) Last: vs. Green Bay Oct. 24, 1999
5 (14x) Last: at Denver Dec. 27, 1987

Fewest Had Intercepted, Season

8 2004
9 2006
10 2009

SACKED ATTEMPTING TO PASS**Most Times, Season**

57 1970
53 2000
51 1997

Fewest Times, Season

11 1967
12 1982†
18 1968, 2017

Most Times Sacked Opponent, Season

62 1986
61 2006
60 1980

Most Times Sacked Opponent, Game

11 at New York Jets Dec. 23, 2012
vs. Dallas Nov. 16, 1986
10 vs. Green Bay Sept. 24, 1978
9 (5x) Last: at Cleveland Dec. 24, 2016

PUNTS**Most, Season**

95 1998
92 2000
90 1997

Most, Game

11 (5x) Last: at Oakland Oct. 11, 1998
10 (11x) Last: at Jacksonville Nov. 12, 2017
9 (12x) Last: at New York Jets Dec. 24, 2017

Fewest, Season

23 1982†
45 1972
47 2011

Fewest, Game

0 (6x) Last: at Dallas Nov. 23, 2017
1 (35x) Last: vs. Kansas City, Jan. 1, 2017
2 (77x) Last: vs. Cleveland, Dec. 3, 2017

Fewest, Game, Both Teams

1 (2x) Last: at Oakland Jan. 1, 2012
2 (7x) Last: vs. Kansas City Jan. 1, 2017
3 (15x) Last: vs. Kansas City Nov. 1, 2012



PUNT YARDS

Most, Season

4,248 2000
4,174 1998
3,972 1997

Most, Game

522 at Oakland Oct. 11, 1998
493 at Denver Nov. 18, 2012
492 at Kansas City Nov. 10, 1974

Fewest, Season

868 1982†
1,813 1972
2,234 2011

Highest Average, Season

48.1 2017
47.5 2011
46.6 2012

Lowest Average, Season

36.3 1978
36.5 1979
36.8 1975

PUNT RETURNS

Most, Season

57 1978
52 1979
49 2003

Most, Game

8 (4x) Last: at Detroit Dec. 7, 2003
7 (7x) Last: at Houston Dec. 7, 1978
6 (13x) Last: vs. Miami Dec. 20, 2015

Fewest, Season

12 1982†
20 2015
21 1966

Most Fair Catches, Season

32 1969
26 2015, 2017
25 1991, 1999

Most Fair Catches, Game

6 at Kansas City Dec. 17, 1989
vs. Chicago Dec. 4, 1978
5 at Oakland Sept. 3, 2000
vs. Cincinnati Oct. 4, 1969
vs. Denver, Oct. 22, 2017
4 (11x) Last: at New York Jets Dec. 24, 2017

Fewest Fair Catches, Season

0 1960, 1961, 1962, 1963, 1964, 1965, 1975
1 1976
3 1977

PUNT RETURN YARDS

Most, Season

590 1978
559 1996
542 1998

Most, Game

168 at Cincinnati Nov. 2, 1997
151 vs. Kansas City Sept. 20, 1965
139 vs. New York Titans Nov. 5, 1961

Fewest, Season

84 2015
138 1982†
166 2013

Highest Average, Season

15.5 1961
14.7 1996
13.4 1965

Lowest Average, Season

4.2 2015
5.6 1970
5.8 1971

PUNT RETURN TOUCHDOWNS

Most, Season

3 1997
2 1965, 1973, 1990, 1994
1 (14x) Last: 2017

Most, Game

2 at Cincinnati Nov. 2, 1997
1 (23x) Last: vs. Denver Oct. 22, 2017

KICKOFF RETURNS

Most, Season

84 2003
83 2000
75 1997

Most, Game

9 (7x) Last: vs. New York Jets Nov. 3, 2002
8 (15x) Last: at N.O. (at London) Oct. 26, 2008
7 (51x) Last: at Seattle Sept. 26, 2010

Most, Game, Both Teams

17 vs. Pittsburgh Dec. 8, 1985
16 vs. New York Titans Dec. 18, 1960
15 (3x) Last: at New York Giants Oct. 2, 1983

KICKOFF RETURN YARDS

Most, Season

1,804 2003
1,792 2000
1,716 2001

Most, Game

269 at Oakland Nov. 18, 2001
242 vs. Atlanta Oct. 21, 1973
232 vs. Kansas City Dec. 13, 1964

Fewest, Season

474 2017
508 2016
577 2014

Highest Average, Season

26.0 2001
25.6 2011
25.5 2007

Lowest Average, Season

16.5 1961
17.5 1986
18.0 1992

KICKOFF RETURN TOUCHDOWNS

Most, Season

2 1988, 1994, 1995, 2001
1 1962, 1985, 1989, 1991, 1997, 2000, 2004,
2007, 2008, 2011, 2012

Most, Game

1 (19x) Last: vs. Oakland Dec. 30, 2012

PENALTIES

Most Seasons Leading League

3 1962, 1964, 1965

Most, Season

137 1998
129 1997
128 1981

Most, Game

19 at Kansas City Nov. 16, 1997
16 vs. Baltimore Nov. 15, 1998
15 at Indianapolis Nov. 3, 1997

Fewest, Season

63 1969
64 1982†
68 1966

Fewest, Game

0 (5x) Last: at Denver Oct. 9, 2011
1 (28x) Last: vs. Buffalo Nov. 19, 2017
2 (38x) Last: vs. Washington Jan. 3, 2010

Most Yards, Season

1,229 1998
1,101 1997
1,039 1988

Most Yards, Game

148 vs. N.Y. Jets Oct. 13, 1963
146 vs. Baltimore Nov. 15, 1998
at Kansas City Nov. 16, 1997
138 at Seattle Nov. 16, 1981

FUMBLES

Most, Season

44 1985
42 1983
40 1972, 1973, 1980

Most, Game

9 vs. Green Bay Sept. 24, 1978
7 vs. Cincinnati Sept. 30, 1973
6 (5x) Last: vs. Pittsburgh Dec. 13, 1987

Most by Opponent, Game

9 at Kansas City Nov. 15, 1964
7 (3x) Last: vs. Washington Sept. 9, 2001
6 (6x) Last: vs. Arizona Dec. 9, 1995

Most, Game, Both Teams

11 (3x) Last: vs. Kansas City Oct. 13, 1985
10 (5x) Last: vs. Seattle Nov. 25, 1990
9 (7x) Last: vs. Washington Sept. 9, 2001

Fewest, Season

13 1993
14 2009, 2013
16 1963, 2002, 2014

Most Lost, Season

22 1980, 1981, 1983
21 1973, 1978
20 1972, 1987, 2000

Most Lost, Game

6 vs. Green Bay Sept. 24, 1978
4 (10x) Last: at Baltimore Dec. 10, 2000
3 (40x) Last: at Indianapolis Sept. 25, 2016

Most Own Recovered, Season

25 1985
21 1979
20 1972, 1973, 1975, 1983

Most Own Recovered, Game

5 (5x) Last: vs. Oakland Dec. 26, 1999
4 (7x) Last: vs. Seattle Sept. 14, 2014
3 (42x) Last: at Denver Jan. 3, 2016

Fewest Own Recovered, Season

4 1963, 2013
7 1989, 2009
8 1965, 1967, 1968, 1993, 2002, 2003, 2016

Most Opponents Recovered, Season

22 1986
18 1973, 1979, 1980, 1981, 2007
17 1960, 1961, 1963, 1983, 1984

Fewest Opponents Recovered, Season

4 2011
5 1963
6 1969, 2000, 2013

POINTS ALLOWED

Most, Season

462 1983
441 2003
440 2000

Most, Game

57 at St. Louis Oct. 1, 2000
52 at Pittsburgh Nov. 25, 1984
51 at Oakland Oct. 29, 1967

Most, Quarter

31 at Oakland Dec. 8, 1963 (4Q)
30 at St. Louis Nov. 20, 1983 (2Q)
28 (5x) Last: at Minnesota Nov. 28, 1999 (2Q)



Fewest, Season

205 1977
219 1961
221 1982†

Fewest, Game

0 (18x) Last: vs. Denver Oct. 22, 2017
3 (16x) Last: at Denver Nov. 22, 2009
6 (19x) Last: at Dallas Nov. 23, 2017

FIRST DOWNS ALLOWED**Most, Season**

365 1981
364 1985
347 1983

Most, Game

34 (3x) Last: at Denver Sept. 14, 2008
33 vs. Cincinnati Nov. 23, 2003
32 at Pittsburgh Oct. 4, 2009

Fewest, Season

190 1965
196 1982†
224 1962

Fewest, Game

5 vs. Kansas City Dec. 12, 2010
at Tampa Bay Sept. 19, 1976
6 at Oakland Oct. 11, 1998
at Oakland (at San Fran.) Oct. 22, 1961
7 (5x) Last: vs. Houston Sept. 15, 2002

Most by Rushing, Season

154 1975
143 1971
137 1983

Most by Rushing, Game

19 (3x), Last: at Seattle Nov. 22, 1987
17 vs. Houston Sept. 23, 1962
16 vs. New England Oct. 16, 1977
vs. Kansas City Dec. 18, 1966

Fewest by Rushing, Season

54 1965
65 1982
71 1969

Fewest by Rushing, Game

0 (5x) Last: at Indianapolis Nov. 28, 2010
1 (22x) Last: vs. Washington Dec. 10, 2017
2 (42x) Last: vs. Cleveland Oct. 4, 2015

Most by Passing, Season

218 1985
216 1981
213 2008

Most by Passing, Game

24 at Denver Nov. 19, 2000
23 at New England Sept. 18, 2011
22 (4x) Last: vs. Philadelphia Nov. 15, 2009

Fewest by Passing, Season

105 1977
114 1971
116 1965

Fewest by Passing, Game

1 (3x) Last: vs. Oakland Dec. 28, 2003
2 (6x) Last: at Cleveland Dec. 19, 2004
3 (12x) Last: vs. Minnesota, Sept. 11, 2011

Most by Penalty, Season

41 2000, 2004, 2014
35 1981, 1997, 1998
33 2017

Most by Penalty, Game

7 vs. Cleveland, Nov. 5, 2006
6 (9x) Last: vs. Kansas City Sept. 24, 2017
5 (20x) Last: at Cleveland Dec. 24, 2016

Fewest by Penalty, Season

12 1982†
13 1969, 1992
14 1976

NET YARDS ALLOWED**Most, Season**

6,265 1985
6,136 1981
6,034 2002

Most, Game

614 at St. Louis Oct. 1, 2000
591 vs. Seattle Dec. 29, 2002
553 at Oakland Sept. 22, 1996

Fewest, Season

3,253 1982†
3,268 1965
3,652 1977

Fewest, Game

58 at Oakland (at San. Fran.) Oct. 22, 1961
67 vs. Kansas City Dec. 12, 2010
99 vs. Indianapolis Nov. 1, 1992

RUSHING ALLOWED**Most Attempts, Season**

606 1975
559 1973
552 1983

Most Attempts, Game

61 at Chicago Oct. 25, 1981 (OT)
60 at Denver Nov. 30, 1975
59 at Oakland Sept. 18, 1977

Fewest Attempts, Season

230 1982†
306 1965
355 2004

Fewest Attempts, Game

9 vs. Detroit Dec. 16, 2007
vs. Miami Sept. 7, 1986
10 (2x) Last: vs. Tennessee Sept. 16, 2012
11 (5x) Last: vs. Jacksonville Sept. 18, 2016

Most Yards, Season

2,442 1975
2,403 1966
2,296 1971

Most Yards, Game

378 at Minnesota Nov. 4, 2007
355 at San Francisco Dec. 20, 2014
328 at Denver Nov. 30, 1975

Fewest Yards, Season

961 1982†
1,094 1965
1,140 1998

Fewest Yards, Game

2 at Oakland (at San. Fran.) Oct. 22, 1961
11 at Carolina Dec. 17, 2000
13 at Oakland Oct. 5, 1997

Most Touchdowns, Season

26 1983
25 1971, 1981, 1985
23 1973, 1984

Fewest Touchdowns, Season

7 1961, 1965
8 1999, 2011
10 (12x) Last: 2012

Most Touchdowns Allowed, Game

5 vs. Atlanta Oct. 21, 1973
at Houston Sept. 18, 1960
4 (11x) Last: at Washington Nov. 3, 2013
3 (46x) Last: vs. New Orleans Oct. 2, 2016

PASSING ALLOWED**Most Attempts, Season**

636 1996
607 2002, 2004
605 2008

Most Attempts, Game

61 vs. St. Louis Sept. 20, 1987
58 (2x) Last: vs. Tennessee Oct. 3, 2004
57 (2x) Last: at Oakland Sept. 22, 1996

Fewest Attempts, Season

330 1977
341 1973
342 1982†

Fewest Attempts, Game

7 at Detroit Nov. 6, 1977
12 (2x) Last: at Denver Dec. 10, 1972
13 (4x) Last: at Cincinnati Oct. 4, 1987

Most Completions, Season

411 2008
375 2002
372 2004

Most Completions, Game

40 vs. Cincinnati Dec. 20, 1982
39 vs. Tennessee Oct. 3, 2004
37 Kansas City Oct. 9, 1994

Fewest Completions, Season

170 1966
172 1977
177 1973

Fewest Completions, Game

3 at Tampa Bay Sept. 19, 1976
5 (5x) Last: at Cincinnati Oct. 4, 1987
6 (6x) Last: vs. Oakland Dec. 28, 2003

Most Net Yards, Season

4,311 1981
4,295 2002
4,293 1985

Most Net Yards, Game

453 at St. Louis Nov. 10, 2002
451 at St. Louis Oct. 1, 2000
443 at Denver Nov. 19, 2000

Fewest Net Yards, Season

1,725 1977
2,155 1966
2,174 1965

Fewest Net Yards, Game

-13 at Cincinnati Oct. 4, 1987
-4 at Tampa Bay Sept. 19, 1976
0 vs. Oakland Dec. 28, 2003
vs. Cincinnati Dec. 6, 1970

Most Touchdowns, Season

36 2003
33 2000
31 1997

Most Touchdowns, Game

5 (7x) Last: at Denver Nov. 19, 2000
4 (29x) Last: at Oakland Oct. 12, 2014
3 (105x) Last: vs. Tennessee Nov. 6, 2016

Fewest Touchdowns, Season

10 1982†
11 1979
13 1966, 1970, 1974

INTERCEPTIONS BY**Most, Season**

49 1961 (NFL Record)
31 1969
30 1964, 2007

Most, Game

6 (6x) Last: vs. Indianapolis Nov. 11, 2007
5 (9x) Last: vs. Buffalo Nov. 19, 2017
4 (30x) Last: at Indianapolis Nov. 28, 2010

Most, Game, Both Teams

10 at Seattle Dec. 13, 1998
9 at Denver Sept. 21, 1980
at Oakland Nov. 1, 1964
8 (11x) Last: vs. Indianapolis Nov. 11, 2007

Fewest, Season

7 2014
9 1970
10 2005



Most Yards Returned, Season

929 1961 (NFL Record)
562 1979
499 1984

Most Yards Returned, Game

194 vs. Houston Sept. 24, 1961
174 vs. Denver Oct. 29, 1961
171 vs. Pittsburgh Nov. 18, 1979

Fewest Yards Returned, Season

65 2014
90 1970
123 1999

Most Touchdowns by Returns, Season

9 1961 (NFL Record)
5 2012
4 1984, 2000

Most Touchdowns by Returns, Game

2 at Indianapolis Nov. 28, 2010
vs. Denver Oct. 29, 1961
1 (90x) Last: at Dallas Nov. 23, 2017

Most Consecutive Games

46 1960–63 (NFL Record)

PUNT RETURNS**Most by Opponents, Season**

56 1988
51 1996, 2000
49 1998

Fewest by Opponents, Season

7 1982†
16 1968
17 1960, 1972

Most Yards by Opponents, Season

722 2000
612 1996
601 1976

Most Yards by Opponent, Game

160 at Kansas City, Sept. 13, 2010
150 at Denver Dec. 27, 1987
142 at Oakland Oct. 29, 1967

KICKOFF RETURNS**Most by Opponent, Season**

90 2006
88 1981
87 2009

Fewest by Opponent, Season

21 2016
32 2015
35 1973

Most by Opponent, Game

10 (4x) Last: vs. Detroit Dec. 16, 2007
9 (7x) Last: at Indianapolis Nov. 28, 2010
8 (25x) Last: at Kansas City Nov. 24, 2013



CAREER TOP-10

RUSHING YARDS

1.	LaDainian Tomlinson, 2001-09	12,490
2.	Paul Lowe, 1960-68	4,972
3.	Marion Butts, 1989-93	4,297
4.	Ryan Mathews, 2010-14	4,061
5.	Natrone Means, 1993-95, 98-99	3,885
6.	Chuck Muncie, 1980-84	3,309
7.	Don Woods, 1974-80	2,858
8.	Melvin Gordon, 2015-18	2,835
9.	Keith Lincoln, 1961-66, 68	2,698
10.	Dick Post, 1967-70	2,519

RUSHING TOUCHDOWNS

1.	LaDainian Tomlinson, 2001-09	138
2.	Chuck Muncie, 1980-84	43
3.	Paul Lowe, 1960-68	38
4.	Natrone Means, 1993-95, 98-99	34
5.	Marion Butts, 1989-93	31
6.	Ryan Mathews, 2010-14	23
7.	Mike Tolbert, 2008-11	20
8.	Tim Spencer, 1985-90	19
9.	Melvin Gordon, 2015-18	19
10.	Hank Bauer, 1977-82	17
	Rod Bernstine, 1987-92	17
	Dick Post, 1967-70	17
	Clarence Williams, 1977-81	17

RUSHING ATTEMPTS

1.	LaDainian Tomlinson, 2001-09	2,880
2.	Marion Butts, 1989-93	1,031
3.	Paul Lowe, 1960-68	1,015
4.	Natrone Means, 1993-95, 98-99	1,013
5.	Ryan Mathews, 2010-14	923
6.	Chuck Muncie, 1980-84	773
7.	Melvin Gordon, 2015-18	746
8.	Don Woods, 1974-80	713
9.	Keith Lincoln, 1961-66, 68	573
10.	Mike Garrett, 1970-73	572

TOTAL YARDS FROM SCRIMMAGE

1.	LaDainian Tomlinson, 2001-09	16,445
2.	Antonio Gates, 2003-18	11,524
3.	Lance Alworth, 1962-70	9,721
4.	Charlie Joiner, 1976-86	9,191
5.	Gary Garrison, 1966-76	7,562
6.	Kellen Winslow, 1979-87	6,741
7.	Wes Chandler, 1981-87	6,197
8.	Paul Lowe, 1960-68	6,017
9.	Anthony Miller, 1988-93	5,660
10.	Ronnie Harmon, 1990-95	5,567

PASSING YARDS

1.	Philip Rivers, 2004-18	51,028
2.	Dan Fouts, 1973-87	43,040
3.	John Hadl, 1962-72	26,938
4.	Stan Humphries, 1992-97	16,085
5.	Drew Brees, 2001-05	12,348
6.	Jack Kemp, 1960-62	5,996
7.	Doug Flutie, 2001-04	4,901
8.	John Friesz, 1990-93	4,396
9.	Jim Harbaugh, 1999-00	4,177
10.	Billy Joe Tolliver, 1989-90	3,671

TOUCHDOWN PASSES

1.	Philip Rivers, 2004-18	348
2.	Dan Fouts, 1973-87	254
3.	John Hadl, 1962-72	201
4.	Stan Humphries, 1992-97	85
5.	Drew Brees, 2001-05	80
6.	Jack Kemp, 1960-62	37
7.	Tobin Rote, 1963-64	29
8.	Doug Flutie, 2001-04	25
9.	Billy Joe Tolliver, 1989-90	21
10.	John Friesz, 1990-93	19

PASS ATTEMPTS

1.	Philip Rivers, 2004-18	6,570
2.	Dan Fouts, 1973-87	5,604
3.	John Hadl, 1962-72	3,640
4.	Stan Humphries, 1992-97	2,350
5.	Drew Brees, 2001-05	1,809
6.	Jack Kemp, 1960-62	815
7.	John Friesz, 1990-93	747
8.	Doug Flutie, 2001-04	737
9.	Jim Harbaugh, 1999-00	636
10.	Billy Joe Tolliver, 1989-90	595

PASS COMPLETIONS

1.	Philip Rivers, 2004-18	4,228
2.	Dan Fouts, 1973-87	3,297
3.	John Hadl, 1962-72	1,824
4.	Stan Humphries, 1992-97	1,335
5.	Drew Brees, 2001-05	1,125
6.	Doug Flutie, 2001-04	408
7.	John Friesz, 1990-93	401
8.	Jack Kemp, 1960-62	389
9.	Jim Harbaugh, 1999-00	372
10.	Billy Joe Tolliver, 1989-90	305

PASSES INTERCEPTED

1.	Dan Fouts, 1973-87	242
2.	John Hadl, 1962-72	211
3.	Philip Rivers, 2004-18	167
4.	Stan Humphries, 1992-97	73
5.	Drew Brees, 2001-05	53
6.	Jack Kemp, 1960-62	49
7.	Ryan Leaf, 1998-00	33
8.	Tobin Rote, 1963-64	32
9.	Craig Whelihan, 1995-98	29
10.	Jim Harbaugh, 1999-00	24
	Billy Joe Tolliver, 1989-90	24

RECEIVING YARDS

1.	Antonio Gates, 2003-18	11,524
2.	Lance Alworth, 1962-70	9,584
3.	Charlie Joiner, 1976-86	9,203
4.	Gary Garrison, 1966-76	7,533
5.	Kellen Winslow, 1979-87	6,741
6.	Wes Chandler, 1981-87	6,132
7.	Anthony Miller, 1988-93	5,582
8.	Malcom Floyd, 2004-15	5,550
9.	Vincent Jackson, 2005-11	4,754
10.	Tony Martin, 1994-97	4,184

RECEIVING TOUCHDOWNS

1.	Antonio Gates, 2003-18	114
2.	Lance Alworth, 1962-70	81
3.	Gary Garrison, 1966-76	58
4.	Charlie Joiner, 1976-86	47
5.	Kellen Winslow, 1979-87	45
6.	Wes Chandler, 1981-87	41
7.	Vincent Jackson, 2005-11	37
	Anthony Miller, 1988-93	37
9.	John Jefferson, 1978-80	36
10.	Malcom Floyd, 2004-15	34

RECEPTIONS

1.	Antonio Gates, 2003-18	929
2.	Charlie Joiner, 1976-86	586
3.	Kellen Winslow, 1979-87	541
4.	LaDainian Tomlinson, 2001-09	530
5.	Lance Alworth, 1962-70	493
6.	Gary Garrison, 1966-76	404
7.	Ronnie Harmon, 1990-95	377
8.	Anthony Miller, 1988-93	374
9.	Wes Chandler, 1981-87	373
10.	Keenan Allen, 2013-18	337

QUARTERBACK SACKS

1.	Leslie O'Neal, 1986, 1988-95	105.5
2.	Shaun Phillips, 2004-12	69.5
3.	Gary Johnson, 1975-84	67.0
4.	Lee Williams, 1984-90	65.5
5.	Fred Dean, 1975-81	53.5
6.	Junior Seau, 1990-02	47.0
7.	Raylee Johnson, 1993-03	46.0
8.	Shawne Merriman, 2005-09	43.5
	Leroy Jones, 1976-83	43.5
10.	Louie Kelcher, 1975-83	39.0

INTERCEPTIONS

1.	Gill Byrd, 1983-92	42
2.	Dick Harris, 1960-65	29
3.	Rodney Harrison, 1994-02	26
4.	Kenny Graham, 1964-69	25
5.	Mike Williams, 1975-82	24
6.	Joe Beauchamp, 1966-75	23
7.	Quentin Jammer, 2002-12	21
	Woodrowe Lowe, 1976-86	21
	Bob Howard, 1967-74	21
	Leslie "Speedy" Duncan, 1964-69	21

INTERCEPTION RETURN YARDS

1.	Gill Byrd, 1983-92	546
2.	Charlie McNeil, 1960-64	502
3.	Kenny Graham, 1964-69	477
4.	Joe Beauchamp, 1966-75	433
5.	Dick Harris, 1960-65	413
6.	Rodney Harrison, 1994-02	345
7.	Woodrowe Lowe, 1976-86	343
8.	Darren Carrington, 1991-94	337
9.	Leslie Duncan, 1964-69	322
10.	Glen Edwards, 1978-81	309

INTERCEPTION RETURN TOUCHDOWNS

1.	Kenny Graham, 1964-69	5
	Dick Harris, 1960-65	5
3.	Woodrowe Lowe, 1976-86	4
4.	Eric Weddle, 2007-13	3
	Joe Beauchamp, 1966-75	3
6.	Shaun Phillips, 2004-12	2
	Demorrio Williams, 2012	2
	Antonio Cromartie, 2006-09	2
	Clinton Hart, 2004-09	2
	Donnie Edwards, 2002-06	2
	(9) others with 2 each	2

TOUCHDOWNS SCORED

1.	LaDainian Tomlinson, 2001-09	153
2.	Antonio Gates, 2003-18	114
3.	Lance Alworth, 1962-70	83
4.	Gary Garrison, 1966-76	58
5.	Charlie Joiner, 1976-86	47
6.	Paul Lowe, 1960-68	46
7.	Kellen Winslow, 1979-87	45
	Chuck Muncie, 1980-84	45
9.	Wes Chandler, 1981-87	41
10.	Anthony Miller, 1988-93	40

POINTS SCORED

1.	John Carney, 1990-00	1,076
2.	LaDainian Tomlinson, 2001-09	918
3.	Nate Kaeding, 2004-12	889
4.	Rolf Benirschke, 1977-86	766
5.	Antonio Gates, 2003-18	684
6.	Lance Alworth, 1962-70	500
7.	Nick Novak, 2011-14	459
8.	Dennis Partee, 1968-75	380
9.	Gary Garrison, 1966-76	348
10.	Charlie Joiner, 1976-86	282



FIELD GOALS

1.	John Carney, 1990-00.....	261
2.	Nate Kaeding, 2004-12.....	180
3.	Rolf Benirschke, 1977-86.....	146
4.	Nick Novak, 2011-14, 17.....	110
5.	Dennis Partee, 1968-75.....	71
6.	Josh Lambo, 2015-16.....	52
7.	George Blair, 1961-64.....	50
8.	Steve Christie, 2001-03.....	42
9.	Ray Wersching, 1973-76.....	32
10.	Dick Van Raaphorst, 1966-67.....	31

FIELD GOAL ATTEMPTS

1.	John Carney, 1990-00.....	320
2.	Rolf Benirschke, 1977-86.....	208
3.	Nate Kaeding, 2004-12.....	207
4.	Nick Novak, 2011-14, 17.....	130
5.	Dennis Partee, 1968-75.....	121
6.	George Blair, 1961-64.....	80
7.	Ray Wersching, 1973-76.....	68
8.	Josh Lambo, 2015-16.....	64
9.	Dick Van Raaphorst, 1966-67.....	61
10.	Steve Christie, 2001-03.....	57

KICKOFF RETURN YARDS

1.	Darren Sproles, 2005-10.....	6,469
2.	Ronney Jenkins, 2000-02.....	3,997
3.	Andre Coleman, 1994-96.....	3,914
4.	Leslie "Speedy" Duncan, 1964-70.....	3,386
5.	James Brooks, 1981-83.....	2,305
6.	Kenny Bynum, 1997-00.....	2,182
7.	Lionel James, 1984-88.....	2,094
8.	Nate Lewis, 1990-93.....	2,047
9.	Artie Owens, 1976-79.....	1,998
10.	Tim Dwight, 2001-04.....	1,876

KICKOFF RETURN TOUCHDOWNS

1.	Andre Coleman, 1994-96.....	4
2.	Ronney Jenkins, 2000-02.....	3
3.	Darren Sproles, 2005-10.....	2
	Anthony Miller, 1988-93.....	2
5.	Micheal Spurlock, 2012.....	1
	Tim Dwight, 2001-04.....	1
	Richard Goodman, 2010-11.....	1
	Rodney Harrison, 1994-02.....	1
	Nate Lewis, 1990-93.....	1
	Jamie Holland, 1987-89.....	1
	Gary Anderson, 1985-88.....	1
	Keith Lincoln, 1960-66.....	1

KICKOFF RETURNS

1.	Darren Sproles, 2005-10.....	258
2.	Andre Coleman, 1994-96.....	166
3.	Ronney Jenkins, 2000-02.....	165
4.	Leslie "Speedy" Duncan, 1964-70.....	134
5.	Kenny Bynum, 1997-00.....	107
6.	James Brooks, 1981-83.....	105
7.	Lionel James, 1984-88.....	99
8.	Nate Lewis, 1990-93.....	92
9.	Artie Owens, 1976-79.....	88
10.	Tim Dwight, 2001-04.....	80

PUNT RETURN YARDS

1.	Mike Fuller, 1975-80.....	2,388
2.	Leslie "Speedy" Duncan, 1964-70.....	1,651
3.	Darrien Gordon, 1993-94, 96.....	1,407
4.	Lionel James, 1984-88.....	1,193
5.	Darren Sproles, 2005-10.....	935
6.	Eric Parker, 2002-06.....	881
7.	James Brooks, 1981-83.....	565
8.	Tim Dwight, 2001-04.....	508
9.	Eric Metcalf, 1997.....	489
10.	Latario Rachal, 1998.....	387

PUNT RETURN TOUCHDOWNS

1.	Leslie "Speedy" Duncan, 1964-70.....	4
2.	Eric Metcalf, 1997.....	3
	Darrien Gordon, 1993-94, 96.....	3
4.	Darren Sproles, 2005-10.....	2
	Lionel James, 1984-88.....	2
	Mike Fuller, 1975-80.....	2
	Ron Smith, 1973.....	2
8.	Travis Benjamin, 2017-18.....	1
	Micheal Spurlock, 2012.....	1
	Tim Dwight, 2001-04.....	1
	Andre Coleman, 1994-96.....	1
	(3) others with 1 each	

PUNT RETURNS

1.	Mike Fuller, 1975-80.....	212
2.	Leslie "Speedy" Duncan, 1964-70.....	138
3.	Lionel James, 1984-88.....	124
4.	Darren Sproles, 2005-10.....	114
5.	Eric Parker, 2002-06.....	105
6.	Darrien Gordon, 1993-94, 96.....	103
7.	James Brooks, 1981-83.....	52
8.	Tim Dwight, 2001-04.....	46
9.	Eric Metcalf, 1997.....	45
10.	Nate Lewis, 1990-93.....	34
	Kitrick Taylor, 1990-91.....	34

MOST SEASONS

1.	David Binn, 1994-10.....	17
2.	Antonio Gates, 2003-18.....	16
3.	Dan Fouts, 1973-87.....	15
	Russ Washington, 1968-82.....	15
	Philip Rivers, 2004-18.....	15
6.	Doug Wilkerson, 1971-84.....	14
	Don Macek, 1976-89.....	14
8.	Mike Scifres, 2003-15.....	13
	Junior Seau, 1990-02.....	13
10.	Jamal Williams, 1998-09.....	12

MOST GAMES PLAYED

1.	David Binn, 1994-10.....	256
2.	Antonio Gates, 2003-18.....	222
3.	Junior Seau, 1990-02.....	200
	Russ Washington, 1968-82.....	200
5.	Philip Rivers, 2004-18.....	198
6.	Mike Scifres, 2003-15.....	195
	Doug Wilkerson, 1971-84.....	195
8.	Dan Fouts, 1973-87.....	181
9.	Quentin Jammer, 2002-12.....	172
10.	Charlie Joiner, 1976-86.....	164
	Woodrow Lowe, 1976-86.....	164



SINGLE SEASON TOP-10

RUSHING YARDS

1.	LaDainian Tomlinson, 2006	1,815
2.	LaDainian Tomlinson, 2002	1,683
3.	LaDainian Tomlinson, 2003	1,645
4.	LaDainian Tomlinson, 2007	1,474
5.	LaDainian Tomlinson, 2005	1,462
6.	Natrone Means, 1994	1,350
7.	LaDainian Tomlinson, 2004	1,335
8.	Ryan Mathews, 2013	1,255
9.	LaDainian Tomlinson, 2001	1,236
10.	Marion Butts, 1990	1,225

RUSHING TOUCHDOWNS

1.	LaDainian Tomlinson, 2006	28
2.	Chuck Muncie, 1981	19
3.	LaDainian Tomlinson, 2005	18
4.	LaDainian Tomlinson, 2004	17
5.	LaDainian Tomlinson, 2007	15
6.	LaDainian Tomlinson, 2002	14
7.	LaDainian Tomlinson, 2003	13
8.	LaDainian Tomlinson, 2009	12
	Natrone Means, 1994	12
	Chuck Muncie, 1983	12
	Clarence Williams, 1979	12

RUSHING ATTEMPTS

1.	LaDainian Tomlinson, 2002	372
2.	LaDainian Tomlinson, 2006	348
3.	Natrone Means, 1994	343
4.	LaDainian Tomlinson, 2005	339
	LaDainian Tomlinson, 2004	339
	LaDainian Tomlinson, 2001	339
7.	LaDainian Tomlinson, 2007	315
8.	LaDainian Tomlinson, 2003	313
9.	Earnest Jackson, 1984	296
10.	LaDainian Tomlinson, 2008	292

TOTAL YARDS FROM SCRIMMAGE

1.	LaDainian Tomlinson, 2003	2,370
2.	LaDainian Tomlinson, 2006	2,323
3.	LaDainian Tomlinson, 2002	2,172
4.	LaDainian Tomlinson, 2007	1,949
5.	LaDainian Tomlinson, 2005	1,832
6.	LaDainian Tomlinson, 2004	1,776
7.	LaDainian Tomlinson, 2001	1,603
8.	Lance Alworth, 1965	1,590
9.	Natrone Means, 1994	1,585
10.	Melvin Gordon, 2017	1,581

PASSING YARDS

1.	Dan Fouts, 1981	4,802
2.	Philip Rivers, 2015	4,792
3.	Dan Fouts, 1980	4,715
4.	Philip Rivers, 2010	4,710
5.	Philip Rivers, 2011	4,624
6.	Philip Rivers, 2017	4,515
7.	Philip Rivers, 2013	4,478
8.	Philip Rivers, 2016	4,386
9.	Philip Rivers, 2014	4,286
10.	Philip Rivers, 2009	4,254

TOUCHDOWN PASSES

1.	Philip Rivers, 2008	34
2.	Philip Rivers, 2016	33
	Dan Fouts, 1981	33
4.	Philip Rivers, 2013	32
5.	Philip Rivers, 2014	31
6.	Philip Rivers, 2010	30
	Dan Fouts, 1980	30
8.	Philip Rivers, 2015	29
9.	Philip Rivers, 2009	28
	Philip Rivers, 2017	28

PASS ATTEMPTS

1.	Philip Rivers, 2015	661
2.	Dan Fouts, 1981	609
3.	Dan Fouts, 1980	589
4.	Philip Rivers, 2011	582
5.	Philip Rivers, 2016	578
6.	Philip Rivers, 2017	575
7.	Philip Rivers, 2014	570
8.	Philip Rivers, 2013	544
9.	Philip Rivers, 2010	541
10.	Dan Fouts, 1979	530

PASS COMPLETIONS

1.	Philip Rivers, 2015	437
2.	Philip Rivers, 2014	379
3.	Philip Rivers, 2013	378
4.	Philip Rivers, 2011	366
5.	Dan Fouts, 1981	360
	Philip Rivers, 2017	360
7.	Philip Rivers, 2010	357
8.	Philip Rivers, 2016	349
9.	Dan Fouts, 1980	348
10.	Philip Rivers, 2012	338

PASSES INTERCEPTED

1.	John Hadl, 1968	32
2.	John Hadl, 1972	26
3.	John Hadl, 1971	25
	Jack Kemp, 1960	25
5.	Dan Fouts, 1980	24
	Dan Fouts, 1979	24
	John Hadl, 1962	24
8.	Dan Fouts, 1986	22
	John Hadl, 1967	22
	Jack Kemp, 1961	22

RECEIVING YARDS

1.	Lance Alworth, 1965	1,602
2.	Keenan Allen, 2017	1,393
3.	Lance Alworth, 1966	1,383
4.	John Jefferson, 1980	1,340
5.	Lance Alworth, 1968	1,312
6.	Kellen Winslow, 1980	1,290
7.	Anthony Miller, 1989	1,252
8.	Lance Alworth, 1964	1,235
9.	Tony Martin, 1995	1,224
10.	Lance Alworth, 1963	1,205

RECEIVING TOUCHDOWNS

1.	Tony Martin, 1996	14
	Lance Alworth, 1965	14
3.	Antonio Gates, 2004	13
	John Jefferson, 1980	13
	John Jefferson, 1978	13
	Lance Alworth, 1966	13
	Lance Alworth, 1964	13
8.	Antonio Gates, 2014	12
	Gary Garrison, 1970	12
10.	Lance Alworth, 1963	11

RECEPTIONS

1.	Keenan Allen, 2017	102
2.	LaDainian Tomlinson, 2003	100
3.	Tony Martin, 1995	90
4.	Antonio Gates, 2005	89
	Kellen Winslow, 1980	89
6.	Kellen Winslow, 1983	88
	Kellen Winslow, 1981	88
8.	Lionel James, 1985	86
9.	Tony Martin, 1996	85
10.	Anthony Miller, 1993	84

QUARTERBACK SACKS (since 1982)

1.	Shawne Merriman, 2006	17
	Leslie O'Neal, 1992	17
3.	Lee Williams, 1986	15
4.	Lee Williams, 1989	14
5.	Leslie O'Neal, 1990	13.5
6.	Marcellus Wiley, 2001	13
7.	Shawne Merriman, 2007	12.5
	Leslie O'Neal, 1995	12.5
	Leslie O'Neal, 1994	12.5
	Leslie O'Neal, 1989	12.5
	Leslie O'Neal, 1986	12.5
	Joey Bosa, 2017	12.5

INTERCEPTIONS

1.	Antonio Cromartie, 2007	10
2.	Charlie McNeil, 1961	9
3.	Ryan McNeil, 2001	8
	Dick Harris, 1963	8
	Claude Gibson, 1962	8
	Bob Zeman, 1961	8
7.	Casey Hayward, 2016	7
	Darren Carrington, 1993	7
	Eric Weddle, 2011	7
	Gill Byrd, 1990	7
	(8) others with 7 each	

INTERCEPTION RETURN YARDS

1.	Charlie McNeil, 1961	349
2.	Stanley Richard, 1994	224
3.	Vencie Glenn, 1987	166
4.	Gill Byrd, 1984	157
5.	Jeff Dale, 1986	153
6.	Darren Carrington, 1992	152
7.	Bob Laraba, 1961	151
8.	Woodrow Lowe, 1979	150
9.	Antonio Cromartie, 2007	144
10.	Dick Harris, 1961	140

INTERCEPTION RETURN TOUCHDOWNS

1.	Dick Harris, 1961	3
2.	Demorrio Williams, 2012	2
	Clinton Hart, 2005	2
	Stanley Richard, 1994	2
	Gill Byrd, 1984	2
	Woodrow Lowe, 1979	2
	Kenny Graham, 1969	2
	Joe Beauchamp, 1968	2
	Bob Laraba, 1961	2
	Charlie McNeil, 1961	2

TOUCHDOWNS SCORED

1.	LaDainian Tomlinson, 2006	31
2.	LaDainian Tomlinson, 2005	20
3.	Chuck Muncie, 1981	19
4.	LaDainian Tomlinson, 2007	18
	LaDainian Tomlinson, 2004	18
6.	LaDainian Tomlinson, 2003	17
7.	LaDainian Tomlinson, 2002	15
	Lance Alworth, 1964	15
9.	Tony Martin, 1996	14
	Lance Alworth, 1965	14

POINTS SCORED

1.	LaDainian Tomlinson, 2006	186
2.	Nate Kaeding, 2009	146
3.	Nick Novak, 2013	144
4.	Nate Kaeding, 2006	136
5.	John Carney, 1994	135
6.	Nate Kaeding, 2008	127
7.	John Carney, 1993	124
8.	Nick Novak, 2011	122
9.	Josh Lambo, 2016	120
	LaDainian Tomlinson, 2005	120



FIELD GOALS

1.	Nick Novak, 2013.....	34
	John Carney, 1994.....	34
3.	Nate Kaeding, 2009.....	32
4.	John Carney, 1999.....	31
	John Carney, 1993.....	31
6.	John Carney, 1996.....	29
7.	Nick Novak, 2011.....	27
	Nate Kaeding, 2008.....	27
9.	Josh Lambo, 2016.....	26
	Josh Lambo, 2015.....	26
	(3) others with 26 each	

FIELD GOAL ATTEMPTS

1.	John Carney, 1993.....	40
2.	John Carney, 1994.....	38
3.	Nick Novak, 2013.....	37
4.	John Carney, 1999.....	36
	John Carney, 1996.....	36
	Rolf Benirschke, 1980.....	36
7.	Nate Kaeding, 2009.....	35
8.	Nick Novak, 2011.....	34
9.	Josh Lambo, 2016.....	32
	Josh Lambo, 2015.....	32
	(4) others with 32 each	

KICKOFF RETURN YARDS

1.	Ronney Jenkins, 2001.....	1,541
2.	Ronney Jenkins, 2000.....	1,531
3.	Darren Sproles, 2005.....	1,528
4.	Andre Coleman, 1995.....	1,411
5.	Darren Sproles, 2008.....	1,376
6.	Darren Sproles, 2009.....	1,300
7.	Andre Coleman, 1994.....	1,293
8.	Darren Sproles, 2010.....	1,257
9.	Tim Dwight, 2004.....	1,222
10.	Andre Coleman, 1996.....	1,210

KICKOFF RETURN TOUCHDOWNS

1.	Ronney Jenkins, 2001.....	2
	Andre Coleman, 1995.....	2
	Andre Coleman, 1994.....	2
4.	Micheal Spurlock, 2012.....	1
	Richard Goodman, 2011.....	1
	Darren Sproles, 2007, 2008.....	1
	Tim Dwight, 2004.....	1
	Ronney Jenkins, 2000.....	1
	Rodney Harrison, 1997.....	1
	Nate Lewis, 1991.....	1
	(6) others with 1 each	

KICKOFF RETURNS

1.	Ronney Jenkins, 2000.....	67
2.	Darren Sproles, 2005.....	63
3.	Andre Coleman, 1995.....	62
4.	Ronney Jenkins, 2001.....	58
5.	Andre Coleman, 1996.....	55
6.	Darren Sproles, 2009.....	54
7.	Darren Sproles, 2008.....	53
8.	Darren Sproles, 2010.....	51
9.	Tim Dwight, 2004.....	50
	Leon Johnson, 2003.....	50

PUNT RETURN YARDS

1.	Darrien Gordon, 1996.....	537
2.	Eric Metcalf, 1997.....	489
3.	Darrien Gordon, 1994.....	475
4.	Leslie "Speedy" Duncan, 1965.....	464
5.	Mike Fuller, 1979.....	448
6.	Mike Fuller, 1978.....	436
	Mike Fuller, 1976.....	436
8.	Leslie "Speedy" Duncan, 1967.....	434
9.	Mike Fuller, 1975.....	410
10.	Lionel James, 1987.....	400

PUNT RETURN TOUCHDOWNS

1.	Eric Metcalf, 1997.....	3
2.	Darrien Gordon, 1994.....	2
	Ron Smith, 1973.....	2
	Leslie "Speedy" Duncan, 1965.....	2
5.	Travis Benjamin, 2017.....	1
	Micheal Spurlock, 2012.....	1
	Darren Sproles, 2007, 2009.....	1
	Tim Dwight, 2001.....	1
	Darrien Gordon, 1996.....	1
	Andre Coleman, 1995.....	1
	(10) others with 1 each	

PUNT RETURNS

1.	Mike Fuller, 1979.....	46
2.	Eric Metcalf, 1997.....	45
3.	Mike Fuller, 1978.....	39
4.	Eric Parker, 2006.....	37
5.	Darrien Gordon, 1996.....	36
	Darrien Gordon, 1994.....	36
	Mike Fuller, 1975.....	36
	Leslie "Speedy" Duncan, 1967.....	36
9.	Mike Fuller, 1976.....	33
10.	Latario Rachal, 1998.....	32
	Lionel James, 1987.....	32



CAREER 10 LONGEST

RUNS FROM SCRIMMAGE

87t	—	Melvin Gordon at New England Oct. 29, 2017
87t	—	Paul Lowe at Dallas Sept. 10, 1961
86t	—	Keith Lincoln at Oakland Sept. 30, 1962
85t	—	LaDainian Tomlinson vs. K.C. Dec. 17, 2006
83t	—	Michael Turner at Indianapolis Dec. 18, 2005
80t	—	Brad Hubbert vs. N.Y. Jets Dec. 24, 1967
76	—	LaDainian Tomlinson vs. Den. Dec. 1, 2002
76t	—	Keith Lincoln at Kansas City Oct. 20, 1963
74t	—	Michael Turner at Denver Oct. 7, 2007
73t	—	LaDainian Tomlinson vs. Minn. Nov. 9, 2003
		Chuck Muncie at Seattle, Nov. 16, 1981

PASS COMPLETIONS

99t	—	Humphries to Martin at Sea. Sept. 18, 1994
91t	—	Kemp to Lincoln at Denver Nov. 12, 1961
88t	—	Luther to Duckworth vs. Chi. Dec. 3, 1984
85t	—	Hadl to Alworth at Boston Oct. 17, 1965
		Rote to Alworth at Denver Oct. 6, 1963
84t	—	Hadl to Garrison at N.Y. Jets Oct. 5, 1968
83t	—	Leaf to Graham at Denver Nov. 19, 2000
82t	—	Rote to Alworth vs. N.Y. Jets Dec. 6, 1964
81t	—	Rivers to Sproles vs. Balt. Sept. 20, 2009
		Fouts to Joiner vs. Houston Oct. 17, 1976

FIELD GOALS

57	—	Nate Kaeding at Tampa Bay Dec. 21, 2008
55	—	N. Kaeding vs. Kansas City Nov. 29, 2009
54	—	Josh Lambo vs. Pittsburgh Oct. 12, 2015
		Nate Kaeding at Baltimore Oct. 1, 2006
		John Carney at Kansas City Sept. 17, 2000
		John Carney vs. Buffalo Sept. 6, 1998
		John Carney vs. Seattle Nov. 10, 1991
53	—	Nick Novak vs. Denver Nov. 27, 2011
		Nate Kaeding at Atlanta Oct. 17, 2004
		Steve Christie at Buffalo Dec. 15, 2002
		John Carney vs. Seattle Sept. 1, 1996
		John Carney at N.Y. Jets Nov. 24, 1991
		(2) others with 53-yard field goals each

PUNTS

82	—	Paul Maguire vs. Dallas Nov. 19, 1961
73	—	Dennis Partee at Denver Oct. 17, 1971
72	—	Mike Scifres at Buffalo Sept. 21, 2014
71	—	Mike Scifres vs. Oakland Nov. 10, 2011
		Mike Scifres at Baltimore Oct. 1, 2006
		Mike Scifres vs. Oakland Dec. 4, 2005
		Maury Buford at Denver Sept. 12, 1982
		John Hadl at Denver Nov. 8, 1964
70	—	Mike Scifres vs. Baltimore Nov. 25, 2007
69	—	(2x) Last: Drew Kaser vs. Denver Oct. 22, 2017

INTERCEPTION RETURNS

103t	—	Vencie Glenn vs. Denver Nov. 29, 1987
102t	—	Donald Frank at L.A. Raiders Oct. 31, 1993
100t	—	Leslie Duncan vs. Kansas City Oct. 15, 1967
99t	—	Shaun Gayle at N.Y. Giants Dec. 23, 1995
		Stanley Richard at Denver Sept. 4, 1994
		Gill Byrd at Kansas City Oct. 4, 1984
90t	—	Jahleel Addae vs. Kansas City Jan. 1, 2017
		Desmond King at Dallas Nov. 23, 2017
83t	—	Willie Clark at Oakland Sept. 22, 1996
80t	—	Quentin Jammer vs. Denver Oct. 15, 2012
		Coy Bacon at Denver Nov. 11, 1973

KICKOFF RETURNS

105t	—	Richard Goodman at Oakland Jan. 1, 2012
103t	—	Darren Sproles at Denver Sept. 14, 2008
		Keith Lincoln vs. N.Y. Titans Sept. 16, 1962
99t	—	Micheal Spurlock vs. Oakland Dec. 30, 2012
98t	—	Andre Coleman vs. San Francisco Jan. 29, 1995
		Gary Anderson at Denver, Nov. 17, 1985
95t	—	Nate Lewis vs. New Orleans, Nov. 17, 1991
94t	—	Jamie Holland vs. Kansas City Dec. 18, 1988
93t	—	Ronney Jenkins at Oakland Nov. 18, 2001
		R. Jenkins vs. New Orleans Sept. 10, 2000
		Anthony Miller at L.A. Rams, Nov. 20, 1988

PUNT RETURNS

95t	—	Leslie Duncan vs. N.Y. Jets Nov. 24, 1968
90t	—	Darrien Gordon at L.A. Raiders Sept. 25, 1994
88t	—	Andre Coleman at Philadelphia Sept. 17, 1995
		Mike Fuller at New Orleans Oct. 9, 1977
85t	—	Eric Metcalf at Cincinnati Nov. 2, 1997
84t	—	Tim Dwight vs. Washington Sept. 9, 2001
		Ron Smith vs. New Orleans Nov. 18, 1973
83t	—	Eric Metcalf vs. Denver Nov. 30, 1997
82t	—	Paul Lowe at Boston Oct. 7, 1961
81t	—	Darrien Gordon vs. K.C. Sept. 29, 1996
		Lionel James vs. St. Louis, Sept. 20, 1987
		Leslie Duncan vs. Buffalo, Sept. 4, 1966

FUMBLE RETURNS

86t	—	Eric Weddle vs. Atlanta Nov. 30, 2008
82t	—	Donnie Edwards at St. Louis Nov. 10, 2002
81t	—	Vencie Glenn vs. N.Y. Giants Oct. 22, 1989
79t	—	Marlon McCree vs. St. Louis Oct. 29, 2006
78t	—	Paul Bradford at San. Fran. Nov. 23, 1997
75t	—	Keith Browner (25 yds.) lateral to Sam Seale (50 yds.) at L.A. Rams Nov. 20, 1988
		Caraun Reid at Indianapolis Sept. 25, 2016
61t	—	Rick Redman vs. Miami Oct. 2, 1966
58t	—	Darrell Stuckey vs. New England Dec. 7, 2014
53t	—	Henry Rolling at L.A. Raiders Oct. 6, 1991

BLOCKED PUNT RETURNS

35t	—	Bob Zeman at Boston Oct. 7, 1961
21t	—	Derrie Nelson vs. Dallas Nov. 13, 1983
19	—	Pete Lazetich vs. Denver Sept. 24, 1972
5	—	Gene Selawski at Oak. (at S.F.) Oct. 22, 1961
4	—	Wayne Davis at Denver Nov. 17, 1985
3	—	Steve Heiden at Carolina Dec. 17, 2000
0s	—	Carlos Polk at Arizona Sept. 22, 2002
0t	—	Jacob Hester at Kansas City Oct. 25, 2009
		Darryll Lewis vs. Indianapolis Sept. 26, 1999
0	—	Corey Lynch at Oakland Sept. 10, 2012

BLOCKED FIELD GOAL RETURNS

72t	—	Leslie Duncan vs. Denver Nov. 23, 1967
35	—	Tom Day vs. Kansas City Oct. 15, 1967
28	—	Jim Tolbert vs. St. Louis Nov. 15, 1971
27	—	Kenny Graham at Kansas City Nov. 15, 1964
25	—	Jeff Staggs vs. Houston, Oct. 25, 1970

MISSED FIELD GOAL RETURNS

109t	—	Antonio Cromartie at Minnesota, Nov. 4, 2007 (NFL Record)
------	---	---



OPPONENT 10 LONGEST

RUNS FROM SCRIMMAGE

90t	—	Colin Kaepernick (at San Francisco) Dec. 20, 2014	37t	—	Frank Warren (New Orleans) Nov. 17, 1991
89t	—	Kenny King (at Oakland) Oct. 12, 1980	29t	—	Adam Hayward (at Tampa Bay) Nov. 11, 2012
81	—	Billy Sims (Detroit) Sept. 30, 1984	16	—	Randy McClanahan (at Oakland) Sept. 18, 1977
77	—	Napoleon Kaufman (at Oak.) Sept. 22, 1996	15	—	Walt Landers (Green Bay) Sept. 24, 1978
74t	—	Jack Spikes (at Dallas Texans) Sept. 10, 1961	14	—	Glen Cadrez (Kansas City) Oct. 13, 2002
71t	—	Corey Dillon (at Cincinnati) Nov. 2, 1997	9	—	Tyrone Braxton (Denver) Oct. 2, 1988
69t	—	Kareem Hunt (K.C.) Sept. 24, 2017	5t	—	Hiram Eugene (at Oakland) Oct. 10, 2010
69t	—	Herman Heard (at K.C.) Oct. 14, 1984	2t	—	Jerry Robinson (L.A. Raiders) Nov. 20, 1986
68	—	Henry Bell (at Denver) Oct. 16, 1960	0s	—	Nick Schommer (Tennessee) Oct. 31, 2010
68	—	LeGarrett Blount (Philadelphia) Oct. 1, 2017			Rock Cartwright (at Oakland) Oct. 10, 2010

PASS COMPLETIONS

99t	—	Green to Boerigter (at K.C.) Dec. 22, 2002	66	—	Tommy Casanova (at Cincinnati) Sept. 22, 1974
98t	—	Lee to Dewveall (at Houston) Nov. 25, 1962	65t	—	Matt Ware (at Philadelphia) Oct. 23, 2005
96t	—	Montana to Rice (San Fran.) Nov. 27, 1988	60	—	Louis Wright (at Denver) Nov. 17, 1985
93t	—	Morton to Watson (at Denver) Sept. 27, 1981	54t	—	Doug Evans (at Carolina) Dec. 17, 2000
90t	—	DeBerg to Birden (at K.C.) Nov. 18, 1990	42t	—	Ray McElroy (Indianapolis) Oct. 26, 1997
		Davidson to Dorsey (Oakland) Dec. 2, 1962	28	—	John Barmlett (Denver) Nov. 27, 1966
89t	—	O'Donnell to Stone (at Pit.) Sept. 1, 1991	17	—	Charlie West (Minnesota) Dec. 5, 1971
87t	—	Namath to Maynard (N.Y. Jets) Nov. 24, 1968	16	—	Mike Statton (Buffalo) Oct. 1, 1967
		Tripacko to Frazier (at Denver) Nov. 12, 1961			Fletcher Smith (Kansas City) Oct. 15, 1967
		Carr to Cooper (Oakland) Dec. 31, 2017			
84t	—	Campbell to Kelly (Washington) Jan. 3, 2010			
		(4) other completions of 84t yards			

INTERCEPTION RETURNS

102t	—	Louis Breeden (Cincinnati) Nov. 8, 1981	54	—	Neil Rackers (at Cincinnati) Sept. 8, 2002
99t	—	Janoris Jenkins (St. Louis) Nov. 23, 2014			Jason Elam (Denver) (3x) Last: Dec. 1, 2002
		Kevin Ross (Kansas City) Sept. 6, 1992			Rian Lindell (Seattle) Dec. 30, 2001
96t	—	Ray Griffin (at Cincinnati) Nov. 11, 1979			Sebastian Janikowski (Oakland) Oct. 29, 2000
		Bashaad Breeland (Washington) Dec. 10, 2017			Kevin Butler (Chicago) Nov. 14, 1993
91t	—	Chad Greenway (at Minnesota) Sept. 27, 2015			John Kasay (at Seattle) Nov. 10, 1991
		Fred Williamson (at Oakland) Sept. 30, 1962			Norm Johnson (at Seattle) Oct. 6, 1986
90t	—	Leroy Butler (at Green Bay) Sept. 15, 1996			Raul Allegre (at Indianapolis) Nov. 4, 1994
		Deion Sanders (San Fran.) Dec. 11, 1994			Cody Parkey (Miami) Sept. 17, 2017
87t	—	Mark McMillian (Kansas City) Dec. 14, 1997			
83t	—	Leonard Johnson (at Tampa Bay) Nov. 11, 2012			

FUMBLE RETURNS

68	—	A.J. Duhe (Miami) Oct. 15, 1978	81	—	Dustin Colquitt (at Kansas City) Dec. 2, 2007
65t	—	Tony Carter (Denver) Oct. 15, 2012	79	—	Drew Butler (at Pittsburgh) Dec. 9, 2012
64t	—	Tyvon Branch (at Oakland) Oct. 10, 2010	77	—	Greg Montgomery (Houston) Sept. 19, 1993
63t	—	Joey Browner (at Minnesota) Sept. 2, 1984	75	—	Kevin Huber (Cincinnati) Dec. 1, 2013
63	—	Rob Ninkovich (New England) Oct. 24, 2010	74	—	Bob Grupp (at Kansas City) Nov. 4, 1979
62	—	Carlton Gray (at Seattle) Oct. 27, 1996	73	—	Shane Lechler (Oakland) Sept. 28, 2003
59t	—	George Atkinson (at Oakland) Nov. 25, 1973	72	—	Ryan Plackemeier (at Seattle) Dec. 24, 2006
55t	—	Robert Lyles (at Houston) Dec. 6, 1987			Chris Gardocki (Indianapolis) Oct. 26, 1997
54t	—	Mike Montgomery (Dallas) Nov. 5, 1972			Bob Scarpitto (at Denver) Oct. 22, 1967
52	—	Ray Abruzzese (New York Jets) Dec. 4, 1965			Jerrel Wilson (Kansas City) Sept. 29, 1963

KICKOFF RETURNS

104t	—	Ira Mathews (at Oakland) Oct. 25, 1979			
103t	—	Percy Harvin (vs. Minnesota) Sept. 11, 2011			
101t	—	Leon Washington (at Seattle) Sept. 26, 2010			
		Brian Mitchell (at Washington) Dec. 6, 1998			
99t	—	Leon Washington (at Seattle) Sept. 26, 2010			
		Byron Hanspard (Atlanta) Dec. 7, 1997			
98t	—	Will Blackwell (Pittsburgh) Dec. 24, 2000			
97t	—	Cassius Vaughn (at Denver) Jan. 2, 2011			
		Tim Brown (at L.A. Raiders) Sept. 4, 1988			
96t	—	Dante Hall (at Kansas City) Nov. 28, 2004			

PUNT RETURNS

95t	—	Tyreek Hill (Kansas City) Jan. 1, 2017			
94t	—	Dexter McCluster (at Kansas City) Sept. 13, 2010			
92t	—	Rick Upchurch (at Denver) Oct. 3, 1976			
91t	—	Tyreek Hill (Kansas City) Jan. 1, 2018			
86t	—	Tamarick Vanover (at Kansas City) Oct. 9, 1995			
82t	—	George Atkinson (at Oakland) Oct. 13, 1968			
82	—	Ray Buchanan (at Indianapolis) Nov. 3, 1996			
81	—	Dennis Northcutt (Cleveland) Nov. 5, 2006			
80t	—	Phillip Buchanon (Oakland) Dec. 28, 2003			
79t	—	Lemar Parrish (Cincinnati) Dec. 6, 1970			

BLOCKED PUNT RETURNS

37t	—	Frank Warren (New Orleans) Nov. 17, 1991			
29t	—	Adam Hayward (at Tampa Bay) Nov. 11, 2012			
16	—	Randy McClanahan (at Oakland) Sept. 18, 1977			
15	—	Walt Landers (Green Bay) Sept. 24, 1978			
14	—	Glen Cadrez (Kansas City) Oct. 13, 2002			
9	—	Tyrone Braxton (Denver) Oct. 2, 1988			
5t	—	Hiram Eugene (at Oakland) Oct. 10, 2010			
2t	—	Jerry Robinson (L.A. Raiders) Nov. 20, 1986			
0s	—	Nick Schommer (Tennessee) Oct. 31, 2010			
		Rock Cartwright (at Oakland) Oct. 10, 2010			

BLOCKED FIELD GOAL RETURNS

66	—	Tommy Casanova (at Cincinnati) Sept. 22, 1974			
65t	—	Matt Ware (at Philadelphia) Oct. 23, 2005			
60	—	Louis Wright (at Denver) Nov. 17, 1985			
54t	—	Doug Evans (at Carolina) Dec. 17, 2000			
42t	—	Ray McElroy (Indianapolis) Oct. 26, 1997			
28	—	John Barmlett (Denver) Nov. 27, 1966			
17	—	Charlie West (Minnesota) Dec. 5, 1971			
16	—	Mike Statton (Buffalo) Oct. 1, 1967			
		Fletcher Smith (Kansas City) Oct. 15, 1967			

FIELD GOALS

58	—	Dan Miller (Baltimore Colts) Dec. 26, 1982			
56	—	Sebastian Janikowski (at Oakland) Oct. 9, 2016			
55	—	Jason Elam (Denver) Nov. 7, 1999			
		Gary Anderson (at Pittsburgh) Nov. 25, 1984			
54	—	Neil Rackers (at Cincinnati) Sept. 8, 2002			
		Jason Elam (Denver) (3x) Last: Dec. 1, 2002			
		Rian Lindell (Seattle) Dec. 30, 2001			
		Sebastian Janikowski (Oakland) Oct. 29, 2000			
		Kevin Butler (Chicago) Nov. 14, 1993			
		John Kasay (at Seattle) Nov. 10, 1991			
		Norm Johnson (at Seattle) Oct. 6, 1986			
		Raul Allegre (at Indianapolis) Nov. 4, 1994			
		Cody Parkey (Miami) Sept. 17, 2017			

PUNTS

81	—	Dustin Colquitt (at Kansas City) Dec. 2, 2007			
79	—	Drew Butler (at Pittsburgh) Dec. 9, 2012			
77	—	Greg Montgomery (Houston) Sept. 19, 1993			
75	—	Kevin Huber (Cincinnati) Dec. 1, 2013			
74	—	Bob Grupp (at Kansas City) Nov. 4, 1979			
73	—	Shane Lechler (Oakland) Sept. 28, 2003			
72	—	Ryan Plackemeier (at Seattle) Dec. 24, 2006			
		Chris Gardocki (Indianapolis) Oct. 26, 1997			
		Bob Scarpitto (at Denver) Oct. 22, 1967			
		Jerrel Wilson (Kansas City) Sept. 29, 1963			



OPPONENT TOP PERFORMANCES

TEAM RUSHING YARDS (250+)

378	—	at Minnesota Nov. 4, 2007
355	—	at San Francisco Dec. 20, 2014
328	—	at Denver Nov. 28, 1975
294	—	Kansas City Dec. 18, 1966
277	—	at Seattle Nov. 22, 1987
		Houston Sept. 23, 1962
275	—	Cleveland Sept. 29, 1985
273	—	at Detroit Oct. 22, 1978
266	—	at Houston Sept. 18, 1960
262	—	Kansas City Oct. 27, 1974
256	—	New England Oct. 16, 1977
255	—	at Pittsburgh Oct. 31, 1976
251	—	Oakland Dec. 5, 2010
		New York Jets Sept. 4, 1983
		at Houston Sept. 28, 1975

TEAM RUSHING ATTEMPTS (50+)

61	—	at Chicago Oct. 25, 1981
60	—	at Denver Nov. 30, 1975
59	—	at Oakland Sept. 18, 1977
56	—	at Seattle Sept. 18, 1983
		at Houston Sept. 28, 1975
55	—	at Denver Oct. 17, 1971
54	—	at Seattle Nov. 22, 1987
53	—	Kansas City Nov. 12, 1978
52	—	Oakland Dec. 5, 2010
		at Pittsburgh Oct. 31, 1976
51	—	Denver Nov. 27, 2011
		New York Jets Sept. 4, 1983
		New England Oct. 16, 1977
		Oakland Oct. 5, 1975

TOTAL NET YARDS (500+)

614	—	at St. Louis Oct. 1, 2000 (163 R & 451 P)
591	—	Seattle Dec. 29, 2002 (163 R & 428 P)
553	—	at Oakland Sept. 22, 1996 (182 R & 371 P)
545	—	Cincinnati Nov. 12, 2006 (128 R & 417 P)
537	—	Kansas City Dec. 11, 1983 (131 R & 406 P)
536	—	at Denver Nov. 19, 2000 (93 R & 443 P)
528	—	at Minnesota Nov. 4, 2007 (378 R & 150 P)
526	—	Minnesota Oct. 11, 1981 (93 R & 444 P)
524	—	at St. Louis Nov. 10, 2002 (71 R & 453 P)
522	—	Denver Nov. 29, 1987 (175 R & 347 P)
520	—	at Oakland Jan. 1, 2012 (103 R & 417 P)
512	—	at Seattle Oct. 6, 1986 (218 R & 294 P)
511	—	at Philadelphia Sept. 15, 2013 (89 R & 422 P)
510	—	N.Y. Titans Nov. 24, 1968 (142 R & 368 P)
506	—	at Kansas City Oct. 14, 1984 (146 R & 360 P)
505	—	at Denver Sept. 7, 1962 (121 R & 384 P)
504	—	at New England Sept. 18, 2011 (94 R & 410 P)
503	—	at Denver Jan. 3, 2016 (210 R & 293 P)
500	—	at Washington Nov. 3, 2013 (209 R & 291 P)

INDIVIDUAL RUSHING YARDS (145+)

296	—	Adrian Peterson (at Minnesota) Nov. 4, 2007
183	—	Hoyle Granger (Houston) Dec. 4, 1966
181	—	Priest Holmes (Kansas City) Nov. 4, 2001
178	—	Terrell Davis (Denver) Nov. 30, 1997
176	—	Terrell Davis (at Denver) Nov. 19, 1995
172	—	Kareem Hunt (K.C.) Sept. 24, 2017
169	—	Eric Dickerson (Indianapolis) Oct. 23, 1988
		Curt Warner (Seattle) Sept. 15, 1985
165	—	Rashard Mendenhall (at Pit.) Oct. 4, 2009
162	—	Priest Holmes (Kansas City) Nov. 30, 2003
161	—	Mike Garrett (Kansas City) Dec. 18, 1966
159	—	Clinton Portis (Denver) Dec. 1, 2002
158	—	Frank Gore (at San Francisco) Dec. 20, 2014
157	—	Michael Bush (Oakland) Nov. 10, 2011
155	—	Kareem Hunt (K.C.) Dec. 16, 2017
151	—	Colin Kaepernick (at San Francisco) Dec. 20, 2014
146	—	Willie Parker (at Pittsburgh) Jan. 11, 2009
		Woody Green (Kansas City) Oct. 27, 1974

INDIVIDUAL RUSHING ATTEMPTS (35+)

36	—	Walter Payton (at Chicago) Oct. 25, 1981
35	—	Eric Dickerson (at Indianapolis) Nov. 8, 1987

TEAM PASSING YARDS—GROSS (400+)

465	—	at St. Louis Oct. 1, 2000
462	—	at Denver Nov. 19, 2000
457	—	St. Louis Sept. 20, 1987
453	—	at St. Louis Nov. 10, 2002
450	—	vs. Philadelphia Nov. 15, 2009
449	—	Seattle Dec. 29, 2002
444	—	Minnesota Oct. 11, 1981
440	—	at Cincinnati Nov. 12, 2006
428	—	at Philadelphia Sept. 15, 2013
424	—	at Los Angeles Raiders Oct. 31, 1993
423	—	at New England Sept. 18, 2011
417	—	at Oakland Jan. 1, 2012
416	—	Cincinnati Dec. 20, 1982
411	—	Kansas City Dec. 11, 1983
404	—	Indianapolis Sept. 26, 1999
402	—	at Indianapolis Jan. 13, 2008
400	—	at Oakland Sept. 22, 1996

TEAM PASS COMPLETIONS (35+)

40	—	Cincinnati Dec. 20, 1982
39	—	Tennessee Oct. 3, 2004
37	—	Kansas City Oct. 9, 1994
36	—	at Denver Sept. 14, 2008
		Tampa Bay Dec. 12, 2004
		Jacksonville Oct. 10, 2004
		Seattle Dec. 29, 2002
		at St. Louis Nov. 10, 2002
		New England Sept. 29, 2002
		at Denver Nov. 19, 2000
		at Denver Sept. 4, 1994
35	—	Philadelphia Nov. 15, 2009
		at Philadelphia Oct. 23, 2005
		at Oakland Oct. 20, 2002

TEAM PASSING ATTEMPTS (50+)

61	—	St. Louis Sept. 20, 1987
58	—	Tennessee Oct. 3, 2004
		at Denver Nov. 19, 2000
57	—	at Oakland Sept. 22, 1996
		at Cleveland Sept. 7, 1981
56	—	Philadelphia Nov. 15, 2009
		Indianapolis Nov. 11, 2007
		Cincinnati Dec. 20, 1982
55	—	Kansas City Oct. 9, 1994
		Houston Sept. 24, 1961
		Houston Nov. 13, 1960
54	—	at Philadelphia Oct. 23, 2005
		Jacksonville Oct. 10, 2004
		at New England Oct. 14, 2001
		Indianapolis Sept. 26, 1999
		at Kansas City Nov. 24, 1996
		Kansas City Sept. 29, 1996
		at Pittsburgh Jan. 15, 1995
53	—	Kansas City Jan. 2, 2005
		Seattle Dec. 29, 2002
		New England Sept. 29, 2002
51	—	at Cincinnati Jan. 5, 2014
		Baltimore Nov. 25, 2012
		at New York Giants Oct. 2, 1983
		New York Jets Sept. 28, 1969
50	—	Denver Oct. 13, 2016
		Jacksonville Sept. 18, 2016
		at Denver Sept. 14, 2008
		Tampa Bay Dec. 12, 2004
		at Buffalo Oct. 15, 2000 (OT)
		at Denver Nov. 17, 1985
		at Denver Sept. 7, 1962

INDIVIDUAL PASSING YARDS (400+)

462	—	Gus Frerotte (at Denver) Nov. 19, 2000
457	—	Neil Lomax (St. Louis) Sept. 20, 1987
453	—	Marc Bulger (at St. Louis) Nov. 10, 2002
450	—	Donovan McNabb (Phi.) Nov. 15, 2009
449	—	Matt Hasselbeck (Seattle) Dec. 29, 2002
444	—	Tommy Kramer (Minnesota) Oct. 11, 1981
440	—	Carson Palmer (at Cincinnati) Nov. 12, 2006
428	—	Michael Vick (at Philadelphia) Sept. 15, 2013
424	—	Jeff Hostetler (at L.A. Raiders) Oct. 31, 1993
423	—	Tom Brady (at New England) Sept. 18, 2011
417	—	Carson Palmer (at Oakland) Jan. 1, 2012
416	—	Ken Anderson (Cincinnati) Dec. 20, 1982
411	—	Bill Kenney (Kansas City) Dec. 11, 1983
404	—	Peyton Manning (Indianapolis) Sept. 26, 1999
402	—	Peyton Manning (at Ind.) Jan. 13, 2008

INDIVIDUAL PASSING ATTEMPTS (50+)

61	—	Neil Lomax (St. Louis) Sept. 20, 1987
58	—	Billy Volek (Tennessee) Oct. 3, 2004
		Gus Frerotte (at Denver) Nov. 19, 2000
57	—	Brian Sipe (at Cleveland) Sept. 7, 1981
56	—	Peyton Manning (Indianapolis) Nov. 11, 2007
		Ken Anderson (Cincinnati) Dec. 20, 1982
55	—	Donovan McNabb (Phi.) Nov. 15, 2009
		Joe Montana (Kansas City) Oct. 9, 1994
		George Blanda (Houston) Nov. 13, 1960
54	—	Donovan McNabb (at Phi.), Oct. 23, 2005
		Byron Leftwich (Jacksonville), Oct. 10, 2004
		Tom Brady (at New England), Oct. 14, 2001
		Peyton Manning (Ind.) Sept. 26, 1999
		Neil O'Donnell (at Pittsburgh) Jan. 15, 1995
53	—	Trent Green (Kansas City) Jan. 2, 2005
		Matt Hasselbeck (Seattle) Dec. 29, 2002
		Tom Brady (New England) Sept. 29, 2002
51	—	Andy Dalton (at Cincinnati) Jan. 5, 2014
		Joe Flacco (Baltimore) Nov. 25, 2012
		Scott Brunner (at N.Y. Giants) Oct. 2, 1983
		Joe Namath (New York Jets) Sept. 28, 1969
50	—	Trevor Siemian (Denver) Oct. 13, 2016
		Blake Bortles (Jacksonville) Sept. 18, 2016
		Jay Cutler (at Denver) Sept. 14, 2008
		Brian Griese (Tampa Bay) Dec. 12, 2004
		John Elway (at Denver) Nov. 17, 1985

INDIVIDUAL RECEIVING YARDS (170 YARDS+)

309	—	Stephone Paige (at Kansas City) Dec. 22, 1985
260	—	Chad Johnson (at Cincinnati) Nov. 12, 2006
214	—	Charley Hennigan (at Houston) Dec. 3, 1961
197	—	Carlos Carson (Kansas City) Oct. 25, 1987
196	—	Marvin Harrison (Indianapolis) Sept. 26, 1999
193	—	DeSean Jackson (at Philadelphia) Sept. 15, 2013
		Larry Brunson (at Kansas City) Nov. 10, 1974
187	—	Rod Smith (at Denver) Nov. 19, 2000
178	—	Eddie Brown (Cincinnati) Sept. 16, 1990
		Steve Watson (at Denver) Sept. 27, 1981
176	—	Brian Brennan (at Cleveland) Dec. 21, 1986
174	—	Julio Jones (at Atlanta) Oct. 23, 2016
		T.Y. Hilton (at Indianapolis) Sept. 25, 2016
		Art Monk (Washington) Sept. 21, 1986
173	—	Derrick Alexander (Kansas City) Nov. 22, 1998
		Todd Christensen (L.A. Raiders) Nov. 20, 1986
172	—	Pierre Garcon (at Washington) Nov. 3, 2013
171	—	Terrell Owens (San Francisco) Nov. 17, 2002
		Jerry Rice (San Francisco) Nov. 27, 1988
		Lionel Taylor (Denver) Dec. 10, 1960
170	—	Eric Moulds (at Buffalo) Oct. 15, 2000 (OT)



INDIVIDUAL TOUCHDOWNS—TOTAL (4+)

4 — Harvey Williams (Oakland) Nov. 16, 1997
 Daryl Turner (Seattle) Sept. 22, 1985
 Marcus Allen (at L.A. Raiders) Sept. 24, 1984
 Frank Jackson (Kansas City) Dec. 13, 1964

INDIVIDUAL RUSHING TOUCHDOWNS (3+)

3 — Darrel Young (at Washington) Nov. 3, 2013
 Adrian Peterson (at Minnesota) Nov. 4, 2007
 Tatum Bell (Denver) Dec. 31, 2005
 Bam Morris (Kansas City) Nov. 22, 1998
 Gaston Green (at Denver) Sept. 22, 1991
 Marcus Allen (at L.A. Raiders) Oct. 28, 1985
 Marcus Allen (at L.A. Raiders) Sept. 24, 1984
 Booker Russell (at Oakland) Oct. 25, 1979
 Chuck Foreman (at Minnesota) Nov. 23, 1975
 Charlie Evans (at N.Y. Giants) Nov. 7, 1971
 George Blanda (at Houston) Sept. 18, 1960

INDIVIDUAL TOUCHDOWN PASSES (4+)

6 — Steve Young (San Francisco) Jan. 29, 1995
 5 — Gus Frerotte (at Denver) Nov. 19, 2000
 Elvis Grbac (at Kansas City) Sept. 17, 2000
 Dave Kreig (Seattle) Sept. 15, 1985
 Marc Wilson (L.A. Raiders) Oct. 12, 1984
 4 — Derek Carr (at Oakland) Oct. 12, 2014
 Peyton Manning (Denver) Nov. 10, 2013
 Drew Brees (at New Orleans) Oct. 7, 2012
 Aaron Rodgers (Green Bay) Nov. 6, 2011
 Carson Palmer (at Cincinnati) Dec. 26, 2010
 Jay Cutler (at Denver) Sept. 14, 2008
 Brett Favre (Green Bay) Dec. 14, 2003
 Jon Kitna (Cincinnati) Nov. 23, 2003
 Daunte Culpepper (Minnesota) Nov. 9, 2003
 Marc Bulger (at St. Louis) Nov. 10, 2002
 Rich Gannon (at Oakland) Nov. 18, 2001
 Kurt Warner (at St. Louis) Oct. 1, 2000
 Jeff George (at Minnesota) Nov. 28, 1999
 Rich Gannon (at Oakland) Nov. 14, 1999
 John Elway (Denver) Nov. 29, 1998
 John Elway (at Denver) Dec. 21, 1997
 Drew Bledsoe (at New England) Aug. 31, 1997
 Drew Bledsoe (New England) Dec. 1, 1996
 John Elway (at Denver) Oct. 6, 1996
 Dave Kreig (Seattle) Dec. 14, 1986
 Mark Malone (at Pittsburgh) Nov. 24, 1984
 Bill Kenney (Kansas City) Dec. 11, 1983
 Tommy Kramer (Minnesota) Oct. 11, 1981
 Craig Morton (at Denver) Sept. 27, 1981
 Jim Zorn (at Seattle) Nov. 27, 1977
 Joe Namath (New York Jets) Dec. 24, 1967
 Daryle Lamonica (Oakland) Dec. 3, 1967
 Len Dawson (Kansas City) Dec. 13, 1964
 George Blanda (at Houston) Dec. 3, 1961

INDIVIDUAL TOUCHDOWN RECEPTIONS (3+)

4 — Jerry Rice (San Francisco) Jan. 29, 1995
 Darryl Turner (Seattle) Sept. 22, 1985
 Frank Jackson (Kansas City) Dec. 13, 1964
 3 — Emanuel Sanders (at Denver) Oct. 23, 2014
 Demaryius Thomas (Denver) Nov. 10, 2013
 Marques Colston (at New Orleans) Oct. 7, 2012
 Plaxico Burress (at New York Jets) Oct. 23, 2011
 Chad Johnson (Cincinnati) Nov. 23, 2003
 Shannon Sharpe (Denver) Nov. 16, 2003
 Isaac Bruce (at St. Louis) Nov. 10, 2002
 Jerry Rice (at Oakland) Nov. 18, 2001
 Sylvester Morris (at K.C.) Sept. 17, 2000
 Shannon Sharpe (at Denver) Oct. 6, 1996
 John Stallworth (at Pit.) Nov. 24, 1984
 Steve Largent (Seattle) Oct. 29, 1984
 Todd Christensen (L.A. Raiders) Dec. 1, 1983
 Gene Washington (at S.F.) Sept. 17, 1972
 Don Maynard (N.Y. Jets) Dec. 24, 1967
 Art Powell (at L.A. Raiders) Dec. 8, 1963
 Charley Hennigan (at Houston) Dec. 3, 1961

TEAM SACKS (7+)

10 — at Los Angeles Rams Oct. 4, 1970
 8 — Green Bay Sept. 24, 1978
 at Washington Sept. 16, 1973
 Kansas City Dec. 8, 1968
 7 — at Kansas City Dec. 28, 2014
 at St. Louis Oct. 17, 2010
 Kansas City Dec. 14, 1997
 Carolina Sept. 14, 1997
 at L.A. Raiders Oct. 18, 1987
 at Oakland Raiders Oct. 12, 1980
 Buffalo Nov. 20, 1960

INDIVIDUAL SACKS (4+)

4.5 — Hugh Douglas (Philadelphia) Oct. 18, 1998
 4 — Justin Houston (at Kansas City) Dec. 28, 2014
 Kamerion Wimbley (Oakland) Nov. 10, 2011
 Derrick Thomas (at K.C.) Nov. 8, 1992
 Al Baker (at Detroit) Oct. 22, 1978
 Wilbur Young (Kansas City) Oct. 19, 1975
 Ron Carpenter (Cincinnati) Sept. 30, 1973
 Lionel Aldridge (Green Bay) Oct. 12, 1970

INDIVIDUAL INTERCEPTIONS (3+)

4 — Kwamie Lassiter (at Arizona) Dec. 27, 1998
 Joe Lavender (at Washington) Dec. 7, 1980
 Vernon Perry (Houston) Dec. 29, 1979
 Willie Buchanon (Green Bay) Sept. 24, 1978
 Bobby Ply (at Dallas) Dec. 16, 1962
 3 — Darryl Williams (at Seattle) Sept. 21, 1997
 Lloyd Burruss (at Kansas City) Oct. 19, 1986
 Kenny Easley (Seattle) Oct. 29, 1984
 Marc Murphy (Washington) Oct. 31, 1983
 Steve Foley (at Denver) Sept. 27, 1981
 Joe Lavender (at Washington) Dec. 7, 1980
 David Grayson (Oakland) Oct. 26, 1969
 David Grayson (at Oakland), Oct. 29, 1967
 Ron Hall (Boston) Sept. 20, 1964
 Carl Charon (at Buffalo) Oct. 13, 1962

TOTAL FIRST DOWNS (30+)

— at Denver Sept. 14, 2008
 Seattle Dec. 29, 2002
 at Denver Nov. 19, 2000
 at Seattle Nov. 22, 1987
 Cincinnati Nov. 23, 2003
 — at Pittsburgh Oct. 4, 2009
 at Cincinnati Sept. 22, 1985
 — Denver Nov. 29, 1987
 — at Indianapolis Dec. 26, 2004
 at New England Oct. 14, 2001
 at Denver Sept. 4, 1994
 Seattle Sept. 15, 1985

TIME OF POSSESSION (40:00)

48:50 — at Chicago Oct. 25, 1981 (OT)
 44:11 — at Denver Nov. 16, 2003
 41:52 — at Dallas Oct. 26, 1980
 41:48 — L.A. Raiders Nov. 21, 1993
 41:35 — at Seattle Nov. 22, 1987
 41:19 — Denver Nov. 29, 1987
 40:20 — at Pittsburgh Oct. 4, 2009
 40:03 — at Washington Nov. 3, 2013
 40:02 — Kansas City Nov. 12, 1978 (OT)





***LAST WEEK
GAME BOOK***

WEEK 2, 2018

National Football League Game Summary

NFL Copyright © 2018 by The National Football League. All rights reserved. This summary and play-by-play is for the express purpose of assisting media in their coverage of the game; any other use of this material is prohibited without the written permission of the National Football League. Updated: 9/17/2018

Date: Sunday, 9/16/2018

Los Angeles Chargers at Buffalo Bills
at New Era Field, Orchard Park NY

Start Time: 1:02 PM EDT

Game Day Weather

Game Weather: Fair

Temp: 83° F (28.3° C) Humidity: 63%, Wind: SE 6 mph

Played Outdoors on Turf: A-Turf Titan

Outdoor Weather: Forecast: sunny, hi temp 84; winds SE, 5-10 mph,

Officials

Referee: Martin, Clay (19)
Line Judge: Payne, Kent (79)
Back Judge: Wilson, Gregory (119)

Umpire: Bryan, Fred (11)
Field Judge: Meslow, David (118)
Replay Official: Sifferman, Tom

Down Judge: Short, Danny (113)
Side Judge: Freeman, Brad (88)

Lineups

Los Angeles Chargers

Offense		Defense	
WR	28 M.Gordon	DE	98 I.Rochell
WR	13 K.Allen	DT	93 D.Philon
LT	76 R.Okung	NT	92 B.Mebane
LG	66 D.Feeney	DE	54 M.Ingram
C	53 M.Pouncey	OLB	51 K.Emanuel
RG	75 M.Schofield	ILB	52 D.Perryman
RT	69 S.Tevi	OLB	44 K.White
TE	88 V.Green	LCB	24 T.Williams
WR	81 M.Williams	S	37 J.Addae
WR	16 Ty.Williams	S	33 D.James
QB	17 P.Rivers	RCB	26 C.Hayward

Buffalo Bills

Offense		Defense	
WR	13 K.Benjamin	LDE	93 T.Murphy
WR	11 Z.Jones	LDT	95 K.Williams
TE	85 C.Clay	RDT	98 S.Lotulelei
LT	73 D.Dawkins	RDE	55 J.Hughes
LG	62 V.Ducasse	SLB	49 T.Edmunds
C	72 R.Groy	WLB	58 M.Milano
RG	76 J.Miller	DB	28 P.Gaines
RT	79 J.Mills	LCB	27 T.White
QB	17 J.Allen	RCB	22 V.Davis
RB	25 L.McCoy	SS	23 M.Hyde
FB	42 P.DiMarco	FS	21 J.Poyer

Substitutions

QB 3 G.Smith, K 6 C.Sturgis, P 8 D.Kaser, WR 11 G.Davis, CB 20 D.King, S 23 R.Jenkins, RB 30 A.Ekeler, S 31 A.Phillips, FB 34 D.Watt, CB 36 B.Facyson, RB 38 D.Newsome, LB 42 U.Nwosu, CB 43 M.Davis, DE 46 C.Landrum, LS 47 M.Windt, LB 48 N.Dzubnar, LB 57 J.Brown, C/G 61 S.Quessenberry, NT 71 D.Square, TE 80 S.Culkin, TE 85 A.Gates, WR 89 J.Jones, DL 91 Ju.Jones

Substitutions

K 4 S.Hauschka, P 9 C.Bojorquez, WR 16 R.Foster, WR 18 A.Holmes, S 20 R.Bush, RB 26 T.Jones, S 29 S.Neal, CB 30 L.Pitts, RB 33 C.Ivory, LB 44 D.Lacey, RB 45 M.Murphy, LB 50 R.Humber, LB 51 J.Stanford, LB 53 N.Orchard, DE 54 E.Yarbrough, LB 57 L.Alexander, LS 69 R.Ferguson, T 71 M.Newhouse, TE 80 J.Croom, TE 82 L.Thomas, NT 97 R.Thomas, DT 99 H.Phillips

Did Not Play

G 68 T.Scott

Did Not Play

QB 2 N.Peterman, C 66 R.Bodine

Not Active

WR/PR 12 T.Benjamin, LB 56 E.Ellerbee, C/G 64 C.Toner, T 72 J.Barksdale, G 77 F.Lamp, DT 90 T.McGill, DE 99 J.Bosa

Not Active

WR 14 R.McCloud, CB 24 T.Johnson, G 65 I.Boettger, T 68 C.McDermott, G 75 W.Teller, TE 88 K.Lee, DE 90 S.Lawson

Field Goals (made () & missed)

C.Sturgis		(24)	S.Hauschka		(43)	(40)		
			1	2	3	4	OT	Total
VISITOR:	Los Angeles Chargers		14	14	0	3	0	31
HOME:	Buffalo Bills		0	6	7	7	0	20

Scoring Plays

Team	Qtr	Time	Play Description (Extra Point) (Drive Info)	Visitor	Home
Chargers	1	9:26	M.Williams 10 yd. pass from P.Rivers (C.Sturgis kick) (3-38, 1:27)	7	0
Chargers	1	4:18	M.Gordon 20 yd. run (C.Sturgis kick) (6-61, 3:24)	14	0
Bills	2	13:38	S.Hauschka 43 yd. Field Goal (12-51, 5:40)	14	3
Chargers	2	10:43	M.Gordon 9 yd. pass from P.Rivers (C.Sturgis kick) (5-75, 2:55)	21	3
Chargers	2	1:55	M.Gordon 2 yd. pass from P.Rivers (C.Sturgis kick) (12-81, 6:46)	28	3
Bills	2	0:47	S.Hauschka 40 yd. Field Goal (6-52, 1:08)	28	6
Bills	3	11:06	C.Ivory 1 yd. run (S.Hauschka kick) (7-75, 3:54)	28	13
Chargers	4	3:50	C.Sturgis 24 yd. Field Goal (7-11, 3:10)	31	13
Bills	4	0:38	K.Benjamin 3 yd. pass from J.Allen (S.Hauschka kick) (12-75, 3:12)	31	20

WEEK 2, 2018

National Football League Game Summary

NFL Copyright © 2018 by The National Football League. All rights reserved. This summary and play-by-play is for the express purpose of assisting media in their coverage of the game; any other use of this material is prohibited without the written permission of the National Football League.

Updated: 9/17/2018

Paid Attendance: 69,187

Time: 3:07

Final Individual Statistics

Los Angeles Chargers

RUSHING	ATT	YDS	AVG	LG	TD
A.Ekeler	11	77	7.0	22	0
M.Gordon	9	28	3.1	20	1
P.Rivers	3	5	1.7	7	0
J.Jones	1	0	0.0	0	0
D.Newsome	1	0	0.0	0	0
G.Smith	1	-1	-1.0	-1	0
Total	26	109	4.2	22	1

PASSING	ATT	CMP	YDS	SK/YD	TD	LG	IN	RT
P.Rivers	27	23	256	2/16	3	25	0	143.2
Total	27	23	256	2/16	3	25	0	143.2

PASS RECEIVING	TAR	REC	YDS	AVG	LG	TD
K.Allen	8	6	67	11.2	16	0
M.Gordon	7	6	38	6.3	10	2
V.Green	3	3	55	18.3	25	0
Ty.Williams	3	3	48	16.0	22	0
A.Ekeler	3	3	21	7.0	10	0
M.Williams	2	2	27	13.5	17	1
A.Gates	1	0	0	0.0	0	0
Total	27	23	256	11.1	25	3

INTERCEPTIONS	NO	YDS	AVG	LG	TD
K.White	1	9	9.0	9	0
A.Phillips	1	0	0.0	0	0
Total	2	9	4.5	9	0

PUNTING	NO	YDS	AVG	NET	TB	IN20	LG
D.Kaser	5	233	46.6	41.4	1	2	66
Total	5	233	46.6	41.4	1	2	66

PUNT RETURNS	NO	YDS	AVG	FC	LG	TD
J.Jones	3	17	5.7	1	10	0
[TOUCHBACK]	1	0	0.0	0	0	0
Total	3	17	5.7	1	10	0

KICKOFF RETURNS	NO	YDS	AVG	FC	LG	TD
K.Allen	1	25	25.0	0	25	0
[TOUCHBACK]	4	0	0.0	0	0	0
Total	1	25	25.0	0	25	0

Los Angeles Chargers

FUMBLES	FUM	LOST	OWN-REC	YDS	TD	FORCED	OPP-REC	YDS	TD	OUT-BDS
Ty.Williams	1	0	1	0	0	0	0	0	0	0
P.Rivers	1	0	0	-4	0	0	0	0	0	0
A.Ekeler	0	0	1	0	0	0	0	0	0	0
Total	2	0	2	-4	0	0	0	0	0	0

Buffalo Bills

FUMBLES	FUM	LOST	OWN-REC	YDS	TD	FORCED	OPP-REC	YDS	TD	OUT-BDS
M.Murphy	1	0	1	0	0	0	0	0	0	0
J.Poyer	0	0	0	0	0	1	0	0	0	0

Buffalo Bills

RUSHING	ATT	YDS	AVG	LG	TD
L.McCoy	9	39	4.3	27	0
J.Allen	8	32	4.0	14	0
C.Ivory	2	7	3.5	6	1
M.Murphy	3	6	2.0	5	0
Total	22	84	3.8	27	1

PASSING	ATT	CMP	YDS	SK/YD	TD	LG	IN	RT
J.Allen	33	18	245	5/36	1	57	2	63.3
Total	33	18	245	5/36	1	57	2	63.3

PASS RECEIVING	TAR	REC	YDS	AVG	LG	TD
L.McCoy	4	4	29	7.3	9	0
Z.Jones	3	2	63	31.5	57	0
R.Foster	3	2	30	15.0	19	0
C.Clay	3	2	29	14.5	21	0
K.Benjamin	3	2	19	9.5	16	1
J.Croom	4	2	7	3.5	6	0
C.Ivory	2	1	30	30.0	30	0
P.DiMarco	1	1	24	24.0	24	0
M.Murphy	5	1	7	7.0	7	0
L.Thomas	1	1	7	7.0	7	0
A.Holmes	4	0	0	0.0	0	0
Total	33	18	245	13.6	57	1

INTERCEPTIONS	NO	YDS	AVG	LG	TD
Total	0	0	0	0	0

PUNTING	NO	YDS	AVG	NET	TB	IN20	LG
C.Bojorquez	5	223	44.6	37.2	1	2	54
Total	5	223	44.6	37.2	1	2	54

PUNT RETURNS	NO	YDS	AVG	FC	LG	TD
M.Murphy	1	6	6.0	1	6	0
[DOWNED]	1	0	0.0	0	0	0
[OUT OF BOUNDS]	1	0	0.0	0	0	0
[TOUCHBACK]	1	0	0.0	0	0	0
Total	1	6	6.0	1	6	0

KICKOFF RETURNS	NO	YDS	AVG	FC	LG	TD
M.Murphy	2	48	24.0	0	26	0
[TOUCHBACK]	4	0	0.0	0	0	0
Total	2	48	24.0	0	26	0

Final Individual Statistics

Total	1	0	1	0	0	1	0	0	0	0
-------	---	---	---	---	---	---	---	---	---	---

Final Team Statistics

	Visitor Chargers	Home Bills
TOTAL FIRST DOWNS	21	17
By Rushing	5	5
By Passing	16	10
By Penalty	0	2
THIRD DOWN EFFICIENCY	3-9-33%	5-14-36%
FOURTH DOWN EFFICIENCY	0-0-0%	0-0-0%
TOTAL NET YARDS	349	293
Total Offensive Plays (inc. times thrown passing)	55	60
Average gain per offensive play	6.3	4.9
NET YARDS RUSHING	109	84
Total Rushing Plays	26	22
Average gain per rushing play	4.2	3.8
Tackles for a loss-number and yards	3-8	2-7
NET YARDS PASSING	240	209
Times thrown - yards lost attempting to pass	2-16	5-36
Gross yards passing	256	245
PASS ATTEMPTS-COMPLETIONS-HAD INTERCEPTED	27-23-0	33-18-2
Avg gain per pass play (inc.# thrown passing)	8.3	5.5
KICKOFFS Number-In End Zone-Touchbacks	6-5-4	5-4-4
PUNTS Number and Average	5-46.6	5-44.6
Had Blocked	0	0
FGs - PATs Had Blocked	0-0	0-0
Net Punting Average	41.4	37.2
TOTAL RETURN YARDAGE (Not Including Kickoffs)	26	6
No. and Yards Punt Returns	3-17	1-6
No. and Yards Kickoff Returns	1-25	2-48
No. and Yards Interception Returns	2-9	0-0
PENALTIES Number and Yards	6-45	6-31
FUMBLES Number and Lost	2-0	1-0
TOUCHDOWNS	4	2
Rushing	1	1
Passing	3	1
EXTRA POINTS Made-Attempts	4-4	2-2
Kicking Made-Attempts	4-4	2-2
FIELD GOALS Made-Attempts	1-1	2-2
RED ZONE EFFICIENCY	3-4-75%	2-3-67%
GOAL TO GO EFFICIENCY	1-2-50%	2-2-100%
SAFETIES	0	0
FINAL SCORE	31	20
TIME OF POSSESSION	33:02	26:58

Ball Possession And Drive Chart

Los Angeles Chargers

#	Time Recd	Time Lost	Time Poss	How Ball Obtained	Drive Began	# Play	Yds Gain	Yds Pen	Net Yds	1st Down	Last Scrm	How Given Up
1	15:00	12:47	2:13	Kickoff	LAC 25	3	9	0	9	0	LAC 34	Punt
2	10:53	9:26	1:27	Punt	BUF 38	3	38	0	38	2	* BUF 10	Touchdown
3	7:42	4:18	3:24	Punt	LAC 39	6	61	0	61	4	BUF 20	Touchdown
4	13:38	10:43	2:55	Kickoff	LAC 25	5	75	0	75	4	* BUF 9	Touchdown
5	8:41	1:55	6:46	Punt	LAC 19	12	86	-5	81	6	* BUF 2	Touchdown
6	0:47	0:00	0:47	Kickoff	LAC 25	2	15	0	15	1	LAC 30	End of Half
7	11:06	8:54	2:12	Kickoff	LAC 25	3	4	5	9	0	LAC 34	Punt
8	5:33	3:53	1:40	Punt	LAC 12	3	-6	0	-6	0	LAC 6	Punt
9	2:45	0:23	2:22	Interception	LAC 25	3	6	0	6	0	LAC 31	Punt
10	12:39	7:11	5:28	Punt	LAC 20	8	47	-5	42	3	BUF 38	Punt
11	7:00	3:50	3:10	Interception	BUF 16	7	11	0	11	1	* BUF 5	Field Goal
12	0:38	0:00	0:38	Kickoff	BUF 23	1	-1	0	-1	0	BUF 23	End of Game

(438) Average LAC 36

Buffalo Bills

#	Time Recd	Time Lost	Time Poss	How Ball Obtained	Drive Began	# Play	Yds Gain	Yds Pen	Net Yds	1st Down	Last Scrm	How Given Up
1	12:47	10:53	1:54	Punt	BUF 14	3	0	0	0	0	BUF 14	Punt
2	9:26	7:42	1:44	Kickoff	BUF 25	3	0	0	0	0	BUF 25	Punt
3	4:18	13:38	5:40	Kickoff	BUF 25	12	46	5	51	4	LAC 24	Field Goal
4	10:43	8:41	2:02	Kickoff	BUF 25	3	7	0	7	0	BUF 32	Punt
5	1:55	0:47	1:08	Kickoff	BUF 25	6	57	-5	52	1	* LAC 23	Field Goal
6	15:00	11:06	3:54	Kickoff	BUF 25	7	75	0	75	5	* LAC 1	Touchdown
7	8:54	5:33	3:21	Punt	BUF 35	6	20	0	20	1	LAC 45	Punt
8	3:53	2:45	1:08	Punt	LAC 42	3	1	5	6	0	LAC 36	Interception
9	0:23	12:39	2:44	Punt	BUF 34	6	12	0	12	1	BUF 46	Punt
10	7:11	7:00	0:11	Punt	BUF 3	1	0	-1	-1	0	BUF 2	Interception
11	3:50	0:38	3:12	Kickoff	BUF 25	12	75	0	75	5	* LAC 3	Touchdown

(294) Average BUF 27

* inside opponent's 20

Time of Possession by Quarter		1st	2nd	3rd	4th	OT	Total
Visitor	Los Angeles Chargers	7:04	10:28	6:14	9:16		33:02
Home	Buffalo Bills	7:56	4:32	8:46	5:44		26:58

Kickoff Drive No.-Start Average

Chargers: 4 - LAC 25

Bills: 6 - BUF 25

Final Defensive Statistics

Los Angeles Chargers	Regular Defensive Plays												Special Teams					Misc			
	TKL	AST	COMB	SK	/ YDS	TFL	Q	IN	PD	FF	FR		TKL	AST	FF	FR	BL	TKL	AST	FF	FR
D.James	7	1	8	1	6	2	1	0	1	0	0		0	0	0	0	0	0	0	0	0
D.Perryman	6	0	6	0	0	1	0	0	0	0	0		0	0	0	0	0	0	0	0	0
J.Addae	5	1	6	0	0	0	0	0	1	0	0		0	0	0	0	0	0	0	0	0
I.Rochell	5	0	5	0	0	0	0	0	0	0	0		0	0	0	0	0	0	0	0	0
K.White	4	0	4	0	0	0	0	1	3	0	0		0	0	0	0	0	0	0	0	0
M.Ingram	3	1	4	1.5	13.5	1	3	0	0	0	0		0	0	0	0	0	0	0	0	0
U.Nwosu	2	1	3	1	3	1	1	0	0	0	0		1	0	0	0	0	0	0	0	0
B.Mebane	2	1	3	0	0	0	0	0	0	0	0		0	0	0	0	0	0	0	0	0
J.Brown	2	0	2	1	8	1	1	0	1	0	0		0	0	0	0	0	0	0	0	0
A.Phillips	2	0	2	0	0	0	0	1	1	0	0		1	2	0	0	0	0	0	0	0
D.King	2	0	2	0	0	0	0	0	0	0	0		0	0	0	0	0	0	0	0	0
C.Hayward	1	0	1	0	0	0	0	0	1	0	0		0	0	0	0	0	0	0	0	0
T.Williams	1	0	1	0	0	0	0	0	0	0	0		0	0	0	0	0	0	0	0	0
D.Square	0	1	1	0.5	5.5	0	1	0	0	0	0		0	0	0	0	0	0	0	0	0
D.Philon	0	1	1	0	0	0	0	0	0	0	0		0	0	0	0	0	0	0	0	0
Ju.Jones	0	1	1	0	0	0	0	0	0	0	0		0	0	0	0	0	0	0	0	0
R.Jenkins	0	0	0	0	0	0	1	0	0	0	0		0	0	0	0	0	0	0	0	0
B.Facyson	0	0	0	0	0	0	0	0	0	0	0		1	0	0	0	0	0	0	0	0
N.Dzubnar	0	0	0	0	0	0	0	0	0	0	0		0	1	0	0	0	0	0	0	0
Ty.Williams	0	0	0	0	0	0	0	0	0	0	0		0	0	0	0	0	0	0	0	1
A.Ekeler	0	0	0	0	0	0	0	0	0	0	0		0	0	0	0	0	0	0	0	1
Total	42	8	50	5	36	6	8	2	8	0	0		3	3	0	0	0	0	0	0	2

TKL = Tackle AST = Assist COMB = Combined QH=QB Hit IN = Interception PD = Pass Defense FF = Forced Fumble FR = Fumble Recovery

Buffalo Bills	Regular Defensive Plays												Special Teams					Misc			
	TKL	AST	COMB	SK	/ YDS	TFL	QH	IN	PD	FF	FR		TKL	AST	FF	FR	BL	TKL	AST	FF	FR
J.Poyer	6	1	7	0	0	2	0	0	0	1	0		0	0	0	0	0	0	0	0	0
T.Edmunds	6	1	7	0	0	0	0	0	0	0	0		0	0	0	0	0	0	0	0	0
L.Alexander	5	2	7	1	7	2	1	0	1	0	0		0	0	0	0	0	0	0	0	0
J.Hughes	5	1	6	1	9	1	3	0	0	0	0		0	0	0	0	0	0	0	0	0
R.Bush	3	3	6	0	0	0	0	0	0	0	0		0	0	0	0	0	0	0	0	0
M.Milano	3	2	5	0	0	0	0	0	0	0	0		0	0	0	0	0	0	0	0	0
T.Murphy	3	1	4	0	0	1	1	0	0	0	0		0	0	0	0	0	0	0	0	0
E.Yarbrough	3	1	4	0	0	0	0	0	0	0	0		0	0	0	0	0	0	0	0	0
M.Hyde	2	1	3	0	0	0	0	0	0	0	0		0	0	0	0	0	0	0	0	0
H.Phillips	1	2	3	0	0	0	0	0	0	0	0		0	0	0	0	0	0	0	0	0
R.Humber	2	0	2	0	0	0	0	0	0	0	0		1	0	0	0	0	0	0	0	0
T.White	2	0	2	0	0	0	0	0	0	0	0		0	0	0	0	0	0	0	0	0
V.Davis	1	0	1	0	0	0	0	0	0	0	0		0	0	0	0	0	0	0	0	0
P.Gaines	1	0	1	0	0	0	0	0	0	0	0		0	0	0	0	0	0	0	0	0
K.Williams	1	0	1	0	0	0	0	0	0	0	0		0	0	0	0	0	0	0	0	0
L.Pitts	1	0	1	0	0	0	0	0	0	0	0		0	0	0	0	0	0	0	0	0
A.Holmes	0	0	0	0	0	0	0	0	0	0	0		1	0	0	0	0	0	0	0	0
L.Thomas	0	0	0	0	0	0	0	0	0	0	0		1	0	0	0	0	0	0	0	0
S.Neal	0	0	0	0	0	0	0	0	0	0	0		1	0	0	0	0	0	0	0	0
M.Murphy	0	0	0	0	0	0	0	0	0	0	0		0	0	0	1	0	1	0	0	0
C.Ivory	0	0	0	0	0	0	0	0	0	0	0		0	0	0	0	0	1	0	0	0
Total	45	15	60	2	16	6	5	0	1	1	0		4	0	0	1	0	2	0	0	0

First Half Summary

PERIOD SCORES			TIME OF POSSESSION		
Chargers	14	14 = 28	Chargers	17:32	
Bills	0	6 = 6	Bills	12:28	

Scoring Plays					
Team	Qtr	Time	Play Description (Extra Point) (Drive Info)	Visitor	Home
Chargers	1	9:26	M.Williams 10 yd. pass from P.Rivers (C.Sturgis kick) (3-38, 1:27)	7	0
Chargers	1	4:18	M.Gordon 20 yd. run (C.Sturgis kick) (6-61, 3:24)	14	0
Bills	2	13:38	S.Hauschka 43 yd. Field Goal (12-51, 5:40)	14	3
Chargers	2	10:43	M.Gordon 9 yd. pass from P.Rivers (C.Sturgis kick) (5-75, 2:55)	21	3
Chargers	2	1:55	M.Gordon 2 yd. pass from P.Rivers (C.Sturgis kick) (12-81, 6:46)	28	3
Bills	2	0:47	S.Hauschka 40 yd. Field Goal (6-52, 1:08)	28	6

	Los Angeles Chargers	Buffalo Bills
TOTAL FIRST DOWNS	17	5
First Downs Rushing-Passing-by Penalty	5 - 12 - 0	1 - 3 - 1
THIRD DOWN EFFICIENCY	2-3-67%	0-6-0%
TOTAL NET YARDS	284	110
Total Offensive Plays	31	25
NET YARDS RUSHING	106	6
NET YARDS PASSING	178	104
Gross Yards Passing	178	126
Times thrown-yards lost attempting to pass	0-0	3-22
Pass Attempts-Completions-Had Intercepted	16 - 15 - 0	14 - 8 - 0
Punts-Number and Average	1 - 52	3 - 45.3
Penalties-Number and Yards	2 - 20	3 - 25
Fumbles-Number and Lost	1 - 0	0 - 0
Red Zone Efficiency	3-3-100%	0-1-0%
Average Drive Start	LAC 32	BUF 23

Los Angeles Chargers										Buffalo Bills															
RUSHING					ATT	YDS	AVG	LG	TD	RUSHING					ATT	YDS	AVG	LG	TD						
A.Ekeler					6	72	12.0	22	0	L.McCoy					4	8	2.0	5	0						
M.Gordon					6	29	4.8	20	1	M.Murphy					2	1	0.5	2	0						
P.Rivers					2	5	2.5	7	0	J.Allen					2	-3	-1.5	3	0						
J.Jones					1	0	0.0	0	0																
Total					15	106	7.1	22	1	Total					8	6	0.8	5	0						
PASSING					ATT	CMP	YDS	SK/YD	TD	LG	IN	RT	PASSING					ATT	CMP	YDS	SK/YD	TD	LG	IN	RT
P.Rivers					16	15	178	0/0	3	25	0	152.6	J.Allen					14	8	126	3/22	0	57	0	87.2
Total					16	15	178	0/0	3	25	0	152.6	Total					14	8	126	3/22	0	57	0	87.2
PASS RECEIVING					TAR	REC	YDS	AVG	LG	TD	PASS RECEIVING					TAR	REC	YDS	AVG	LG	TD				
M.Gordon					7	6	38	6.3	10	2	L.McCoy					3	3	23	7.7	9	0				
V.Green					2	2	48	24.0	25	0	Z.Jones					2	2	63	31.5	57	0				
Ty.Williams					2	2	30	15.0	22	0	C.Clay					3	2	29	14.5	21	0				
M.Williams					2	2	27	13.5	17	1	R.Foster					1	1	11	11.0	11	0				
K.Allen					2	2	25	12.5	14	0	A.Holmes					2	0	0	0.0	0	0				
A.Ekeler					1	1	10	10.0	10	0	M.Murphy					1	0	0	0.0	0	0				
											K.Benjamin					1	0	0	0.0	0	0				
											J.Croom					1	0	0	0.0	0	0				
Total					16	15	178	11.9	25	3	Total					14	8	126	15.8	57	0				

Los Angeles Chargers	Regular	Defensive Plays	Special Teams	Misc
----------------------	---------	-----------------	---------------	------

9/16/2018 at New Era Field

	TKL	AST	COMB	SK	/ YDS	TFL	Q	IN	PD	FF	FR		TKL	AST	FF	FR	BL	TKL	AST	FF	FR
I.Rochell	3	0	3	0	0	0	0	0	0	0	0		0	0	0	0	0	0	0	0	0
J.Addae	2	1	3	0	0	0	0	0	0	0	0		0	0	0	0	0	0	0	0	0
B.Mebane	2	1	3	0	0	0	0	0	0	0	0		0	0	0	0	0	0	0	0	0
D.James	2	0	2	0	0	1	0	0	1	0	0		0	0	0	0	0	0	0	0	0
Total	9	2	11	0	0	1	0	0	1	0	0		0	0	0	0	0	0	0	0	0

[illegible]

BUF wins the coin toss and elects to defer. LAC elects to Receive, and BUF elects to defend the east goal.

S.Hauschka kicks 65 yards from BUF 35 to end zone, Touchback.

Los Angeles Chargers at 15:00

- 1-10-LAC 25 (15:00) P.Rivers scrambles left tackle to LAC 32 for 7 yards (J.Hughes).
- 2-3-LAC 32 (14:18) J.Jones right end to LAC 32 for no gain (M.Milano). End-around.
- 3-3-LAC 32 (13:32) (Shotgun) P.Rivers pass short left to M.Gordon to LAC 34 for 2 yards (V.Davis). Swing pass, caught at LAC 29.
- 4-1-LAC 34 (12:55) D.Kaser punts 52 yards to BUF 14, Center-M.Windt, fair catch by M.Murphy.

Buffalo Bills at 12:47

- 1-10-BUF 14 (12:47) L.McCoy right guard to BUF 14 for no gain (B.Mebane, J.Addae).
 - 2-10-BUF 14 (12:14) L.McCoy right guard to BUF 17 for 3 yards (I.Rochell).
 - 3-7-BUF 17 (11:32) (Shotgun) J.Allen sacked at BUF 14 for -3 yards (U.Nwosu).
 - 4-10-BUF 14 (11:03) C.Bojorquez punts 44 yards to LAC 42, Center-R.Ferguson. J.Jones to BUF 48 for 10 yards (A.Holmes).
- PENALTY on BUF-L.Thomas, Offensive Holding, 10 yards, enforced at BUF 48.

Los Angeles Chargers at 10:53

- 1-10-BUF 38 (10:53) P.Rivers pass short middle to V.Green to BUF 13 for 25 yards (M.Hyde). Caught at BUF 33, crossing from left. P1
 - 1-10-BUF 13 (10:13) M.Gordon up the middle to BUF 10 for 3 yards (J.Poyer).
 - 2-7-BUF 10 (9:32) (Shotgun) P.Rivers pass short middle to M.Williams for 10 yards, TOUCHDOWN [J.Hughes]. Caught in back of end zone. P2
- C.Sturgis extra point is GOOD, Center-M.Windt, Holder-D.Kaser.

LAC 7 BUF 0, 3 plays, 38 yards, 1:27 drive, 5:34 elapsed

C.Sturgis kicks 62 yards from LAC 35 to BUF 3. M.Murphy to BUF 25 for 22 yards (B.Facyson, A.Phillips).

Buffalo Bills at 9:26, (1st play from scrimmage 9:20)

- 1-10-BUF 25 (9:20) J.Allen pass short left to L.McCoy to BUF 31 for 6 yards (D.James).
- 2-4-BUF 31 (8:43) J.Allen up the middle to BUF 25 for -6 yards (D.James).
- 3-10-BUF 25 (7:58) (Shotgun) J.Allen pass incomplete deep left to K.Benjamin. Thrown behind receiver, along sideline at BUF 42.
- 4-10-BUF 25 (7:53) C.Bojorquez punts 42 yards to LAC 33, Center-R.Ferguson. J.Jones to LAC 39 for 6 yards (L.Thomas).

Los Angeles Chargers at 7:42

- 1-10-LAC 39 (7:42) (Shotgun) P.Rivers pass short left to A.Ekeler to LAC 49 for 10 yards (T.Edmunds). Swing pass, caught at LAC 34. P3
 - 1-10-LAC 49 (7:13) A.Ekeler right end to BUF 35 for 16 yards (R.Humber, J.Poyer). End-around. R4
 - 1-10-BUF 35 (6:32) M.Gordon right guard to BUF 35 for no gain (P.Gaines, H.Phillips).
 - 2-10-BUF 35 (5:49) M.Gordon right guard to BUF 37 for -2 yards (J.Poyer).
 - 3-12-BUF 37 (5:07) (Shotgun) P.Rivers pass deep middle to M.Williams to BUF 20 for 17 yards (T.White). P5
 - 1-10-BUF 20 (4:24) M.Gordon left tackle for 20 yards, TOUCHDOWN. R6
- C.Sturgis extra point is GOOD, Center-M.Windt, Holder-D.Kaser.

LAC 14 BUF 0, 6 plays, 61 yards, 3:24 drive, 10:42 elapsed

C.Sturgis kicks 65 yards from LAC 35 to end zone, Touchback. M.Murphy kneels 3 yds. into end zone.

Buffalo Bills at 4:18

- 1-10-BUF 25 (4:18) J.Allen pass short left to L.McCoy pushed ob at BUF 34 for 9 yards (K.White). Swing pass, caught at BUF 21.
 - 2-1-BUF 34 (3:44) J.Allen scrambles right end pushed ob at BUF 37 for 3 yards (I.Rochell). R1
 - 1-10-BUF 37 (3:09) L.McCoy left guard to BUF 42 for 5 yards (K.White).
 - 2-5-BUF 42 (2:35) (Shotgun) J.Allen pass short middle to R.Foster to LAC 47 for 11 yards (D.Perryman). Flip pass, caught at BUF 37. P2
 - 1-10-LAC 47 (1:59) J.Allen pass incomplete short right to J.Croom (K.White). Receiver and coverage at LAC 43, near sideline. Pressure on QB: M.Ingram.
 - 2-10-LAC 47 (1:54) L.McCoy right end pushed ob at LAC 29 for 18 yards (K.White).
- PENALTY on BUF-J.Mills, Offensive Holding, 10 yards, enforced at LAC 47 - No Play.
- 2-20-BUF 43 (1:23) (Shotgun) J.Allen pass incomplete short left to M.Murphy. Off receiver's hands in flat at BUF 49.
 - 3-20-BUF 43 (1:17) (Shotgun) J.Allen pass incomplete short right to A.Holmes [R.Jenkins]. Overthrown, receiver at LAC 43, slanting from middle.
- PENALTY on LAC-D.King, Unsportsmanlike Conduct, 15 yards, enforced at BUF 43. X3
- 1-10-LAC 42 (1:11) J.Allen pass deep left to C.Clay to LAC 21 for 21 yards (J.Addae). Caught near sideline at LAC 21. P4
 - 1-10-LAC 21 (:34) L.McCoy up the middle to LAC 21 for no gain (B.Mebane).
- End of quarter - 1.38 pm

Los Angeles Chargers vs Buffalo Bills at New Era Field								
END OF QUARTER	Score	Time	First Downs				Efficiencies	
		Poss	R	P	X	T	3 Down	4 Down
Los Angeles Chargers	14	7:04	2	4	0	6	1/2	0/0
Buffalo Bills	0	7:56	1	2	1	4	0/3	0/0

Buffalo Bills continued.

- 2-10-LAC 21 (15:00) (Shotgun) J.Allen sacked at LAC 32 for -11 yards (sack split by D.Square and M.Ingram).
- 3-21-LAC 32 (14:26) (Shotgun) J.Allen pass short right to L.McCoy to LAC 24 for 8 yards (J.Brown). Swing pass, caught at LAC 37.
- 4-13-LAC 24 **(13:42) S.Hauschka 43 yard field goal is GOOD, Center-R.Ferguson, Holder-C.Bojorquez.**

LAC 14 BUF 3, 12 plays, 51 yards, 1 penalty, 5:40 drive, 1:22 elapsed

S.Hauschka kicks 65 yards from BUF 35 to end zone, Touchback. J.Jones kneels 5 yds. into end zone.

Los Angeles Chargers at 13:38

- 1-10-LAC 25 (13:38) A.Ekeler left tackle to LAC 47 for 22 yards (M.Hyde; L.Alexander). R7
- 1-10-LAC 47 (12:53) P.Rivers pass short right to V.Green to BUF 30 for 23 yards (T.White, L.Alexander). Caught in flat at BUF 41. P8
- 1-10-BUF 30 (12:14) A.Ekeler left end pushed ob at BUF 14 for 16 yards (M.Milano, T.Murphy). End-around. R9
- 1-10-BUF 14 (11:31) M.Gordon left tackle to BUF 9 for 5 yards (E.Yarbrough, M.Milano).
- 2-5-BUF 9 **(10:49) P.Rivers pass short right to M.Gordon for 9 yards, TOUCHDOWN. Caught at BUF 6, crossing from middle.** P10
- C.Sturgis extra point is GOOD, Center-M.Windt, Holder-D.Kaser.

LAC 21 BUF 3, 5 plays, 75 yards, 2:55 drive, 4:17 elapsed

C.Sturgis kicks 65 yards from LAC 35 to end zone, Touchback. M.Murphy kneels 2 yds. into end zone.

Buffalo Bills at 10:43

- 1-10-BUF 25 (10:43) J.Allen pass short left to Z.Jones to BUF 31 for 6 yards (D.King). Dump pass, caught at BUF 29.
- 2-4-BUF 31 (10:07) (Shotgun) M.Murphy left tackle to BUF 33 for 2 yards (I.Rochell, B.Mebane).
- 3-2-BUF 33 (9:31) (Shotgun) M.Murphy right guard to BUF 32 for -1 yards (D.Perryman, D.Philon).
- 4-3-BUF 32 (8:57) C.Bojorquez punts 50 yards to LAC 18, Center-R.Ferguson. J.Jones to LAC 19 for 1 yard (R.Humber).

Los Angeles Chargers at 8:41

- 1-10-LAC 19 (8:41) P.Rivers pass incomplete short middle to M.Gordon [J.Hughes]. Overthrown under pressure, receiver at LAC 15.
- 2-10-LAC 19 (8:36) (Shotgun) P.Rivers pass short right to K.Allen to LAC 30 for 11 yards (J.Poyer). Curl pattern, caught at LAC 21. P11
- 1-10-LAC 30 (7:59) M.Gordon right guard to LAC 33 for 3 yards (M.Milano, R.Bush).
- 2-7-LAC 33 (7:15) (Shotgun) P.Rivers pass short middle to Ty.Williams pushed ob at LAC 41 for 8 yards (R.Bush). Caught at LAC 34, crossing from right. P12
- 1-10-LAC 41 (6:38) P.Rivers pass short left to Ty.Williams to BUF 39 for 20 yards (J.Poyer). FUMBLES (J.Poyer), and recovers at BUF 37. Caught at BUF 44. P13
- 1-10-BUF 37 (6:27) P.Rivers pass short right to M.Gordon to BUF 30 for 7 yards (T.Edmunds, R.Bush). Caught at BUF 35, crossing from middle.
- 2-3-BUF 30 (5:42) (Shotgun) P.Rivers pass short left to M.Gordon to BUF 20 for 10 yards (J.Hughes). Swing pass, caught at BUF 29. P14
- 1-10-BUF 20 (4:56) A.Ekeler right tackle to BUF 17 for 3 yards (T.Edmunds).
- 2-7-BUF 17 (4:15) (Shotgun) P.Rivers pass short middle to K.Allen to BUF 3 for 14 yards (M.Hyde). Caught at BUF 14, slanting from left. P15
- 1-3-BUF 3 (3:30) (Shotgun) P.Rivers up the middle to BUF 5 for -2 yards (T.Murphy, E.Yarbrough).
- Timeout #1 by LAC at 02:48.
- 2-5-BUF 5 (2:48) *PENALTY on LAC-S.Tevi, False Start, 5 yards, enforced at BUF 5 - No Play.*
- 2-10-BUF 10 (2:48) P.Rivers pass short middle to M.Gordon to BUF 2 for 8 yards (T.Edmunds, M.Milano) [T.Murphy]. Dump pass, caught at BUF 10.

Two-Minute Warning

- 3-2-BUF 2 **(2:00) (Shotgun) P.Rivers pass short left to M.Gordon for 2 yards, TOUCHDOWN. Caught in front corner of end zone.** P16
- C.Sturgis extra point is GOOD, Center-M.Windt, Holder-D.Kaser.

LAC 28 BUF 3, 12 plays, 81 yards, 6:46 drive, 13:05 elapsed

C.Sturgis kicks 65 yards from LAC 35 to end zone, Touchback. M.Murphy kneels 3 yds. into end zone.

Buffalo Bills at 1:55

- 1-10-BUF 25 (1:55) (Shotgun) J.Allen pass incomplete deep middle to C.Clay (D.James). Receiver and coverage at 50, slanting from right.
- 2-10-BUF 25 (1:49) (Shotgun) J.Allen pass deep left to Z.Jones to LAC 18 for 57 yards (J.Addae). Caught in flat at LAC 20. P5
- 1-10-LAC 18 (1:12) (No Huddle, Shotgun) J.Allen pass incomplete deep right to A.Holmes. LAC-M.Ingram was injured during the play. Thrown wide of receiver, 8 yds. into end zone., slanting to corner. Timeout #2 by LAC at 01:05. Charged due to injury inside two-minute warning.
- 2-10-LAC 18 (1:05) (Shotgun) *PENALTY on BUF-D.Dawkins, False Start, 5 yards, enforced at LAC 18 - No Play.*
- 2-15-LAC 23 (1:05) (Shotgun) J.Allen pass short left to C.Clay pushed ob at LAC 15 for 8 yards (A.Phillips).
- 3-7-LAC 15 (:59) (Shotgun) J.Allen sacked at LAC 23 for -8 yards (M.Ingram).
- 4-15-LAC 23 **(:52) S.Hauschka 40 yard field goal is GOOD, Center-R.Ferguson, Holder-C.Bojorquez.**

LAC 28 BUF 6, 6 plays, 52 yards, 1:08 drive, 14:13 elapsed
--

S.Hauschka kicks 65 yards from BUF 35 to end zone, Touchback. Kick goes out of bounds, 5 yds. into end zone.

Los Angeles Chargers vs Buffalo Bills at New Era Field

Los Angeles Chargers at 0:47

1-10-LAC 25 (:47) (Shotgun) A.Ekeler up the middle to LAC 30 for 5 yards (T.Murphy).

2-5-LAC 30 (:29) (No Huddle, Shotgun) A.Ekeler left guard to LAC 40 for 10 yards (L.Alexander, T.Edmunds).

End of half - 2.27 pm

R17

END OF QUARTER

	Score	Time Poss	First Downs				Efficiencies	
			R	P	X	T	3 Down	4 Down
Los Angeles Chargers	28	10:28	3	8	0	11	1/1	0/0
Buffalo Bills	6	4:32	0	1	0	1	0/3	0/0

BUF elects to Receive, and LAC elects to defend the West goal.

C.Sturgis kicks 66 yards from LAC 35 to BUF -1. M.Murphy to BUF 25 for 26 yards (A.Phillips).

Buffalo Bills at 15:00, (1st play from scrimmage 14:53)

1-10-BUF 25	(14:53) (Shotgun) L.McCoy up the middle to BUF 25 for no gain (M.Ingram).	
2-10-BUF 25	(14:20) L.McCoy right tackle pushed ob at LAC 48 for 27 yards (D.James).	R6
<u>1-10-LAC 48</u>	(13:48) J.Allen pass deep right to P.DiMarco to LAC 24 for 24 yards (J.Addae). Caught near sideline at LAC 30.	P7
<u>1-10-LAC 24</u>	(13:12) (Shotgun) J.Allen left tackle to LAC 20 for 4 yards (J.Addae).	
2-6-LAC 20	(12:35) (Shotgun) J.Allen left tackle to LAC 6 for 14 yards (J.Addae).	R8
<u>1-6-LAC 6</u>	(11:56) (Shotgun) J.Allen left tackle to LAC 1 for 5 yards (K.White, Ju.Jones).	
2-1-LAC 1	(11:15) J.Allen pass incomplete short right to C.Clay (J.Addae). Receiver and coverage along sideline, 5 yds. into end zone.	
	<i>PENALTY on LAC-M.Ingram, Horse Collar Tackle, 0 yards, enforced at LAC 1 - No Play.</i>	X9
<u>1-1-LAC 1</u>	(11:08) C.Ivory up the middle for 1 yard, TOUCHDOWN.	R10
	S.Hauschka extra point is GOOD, Center-R.Ferguson, Holder-C.Bojorquez.	

LAC 28 BUF 13, 7 plays, 75 yards, 1 penalty, 3:54 drive, 3:54 elapsed

S.Hauschka kicks 65 yards from BUF 35 to end zone, Touchback. Kick through end zone.

Los Angeles Chargers at 11:06

1-10-LAC 25	(11:06) P.Rivers pass short middle to K.Allen to LAC 29 for 4 yards (T.Edmunds). Caught at LAC 32, crossing from left.	
2-6-LAC 29	(10:26) A.Ekeler right guard to LAC 29 for no gain (J.Hughes).	
3-6-LAC 29	(9:43) (Shotgun) P.Rivers sacked at LAC 24 for -5 yards (sack split by L.Alexander and T.Murphy).	
	<i>PENALTY on BUF-J.Hughes, Defensive Offside, 5 yards, enforced at LAC 29 - No Play.</i>	
	Timeout #1 by LAC at 09:13.	
3-1-LAC 34	(9:12) (Shotgun) P.Rivers pass incomplete short left to K.Allen. Thrown behind receiver in flat at LAC 35.	
4-1-LAC 34	(9:08) D.Kaser punts 58 yards to BUF 8, Center-M.Windt. M.Murphy MUFFS catch, recovered by BUF-T.Jones at BUF 0. Touchback (U.Nwosu). BUF-T.Jones was injured during the play. His return is Questionable. Touchback due to penalty in end zone. T.Jones assisted to tunnel.	
	<i>PENALTY on LAC-U.Nwosu, Unnecessary Roughness, 15 yards, enforced at BUF 20.</i>	

Buffalo Bills at 8:54

1-10-BUF 35	(8:54) (Shotgun) J.Allen right tackle to BUF 39 for 4 yards (I.Rochell).	
2-6-BUF 39	(8:14) (Shotgun) L.McCoy right guard to BUF 39 for no gain (M.Ingram).	
3-6-BUF 39	(7:36) (Shotgun) J.Allen pass short left to K.Benjamin to LAC 45 for 16 yards (C.Hayward). Caught near sideline at LAC 47.	P11
<u>1-10-LAC 45</u>	(6:58) J.Allen sacked at BUF 49 for -6 yards (D.James).	
2-16-BUF 49	(6:19) (Shotgun) J.Allen pass short right to L.McCoy to LAC 45 for 6 yards (D.Perryman). Dump pass, caught at BUF 45.	
3-10-LAC 45	(5:45) (No Huddle, Shotgun) J.Allen pass incomplete short right to A.Holmes. Thrown behind receiver at LAC 39.	
4-10-LAC 45	(5:40) C.Bojorquez punts 33 yards to LAC 12, Center-R.Ferguson, fair catch by J.Jones.	

Los Angeles Chargers at 5:33

1-10-LAC 12	(5:33) (Shotgun) P.Rivers pass incomplete short right to K.Allen (L.Alexander). Tipped at line.	
2-10-LAC 12	(5:26) M.Gordon left end to LAC 15 for 3 yards (R.Humber).	
3-7-LAC 15	(4:41) (Shotgun) P.Rivers sacked at LAC 6 for -9 yards (J.Hughes).	
4-16-LAC 6	(4:04) D.Kaser punts 45 yards to BUF 49, Center-M.Windt. M.Murphy MUFFS catch, and recovers at LAC 48. M.Murphy to LAC 42 for 6 yards (A.Phillips; N.Dzubnar).	

Buffalo Bills at 3:53

1-10-LAC 42	(3:53) J.Allen pass incomplete deep left to R.Foster (C.Hayward). Receiver and coverage 2 yds. into end zone.	
2-10-LAC 42	(3:46) (Shotgun) L.McCoy right guard to LAC 41 for 1 yard (D.Perryman). BUF-L.McCoy was injured during the play. His return is Probable. L.McCoy walks off.	
3-9-LAC 41	<i>(3:13) (Shotgun) PENALTY on LAC-U.Nwosu, Neutral Zone Infraction, 5 yards, enforced at LAC 41 - No Play.</i>	
3-4-LAC 36	(2:54) (Shotgun) J.Allen pass short right intended for M.Murphy INTERCEPTED by A.Phillips [M.Ingram] at LAC 25. A.Phillips to LAC 25 for no gain (M.Murphy).	

Los Angeles Chargers at 2:45

1-10-LAC 25	(2:45) M.Gordon up the middle to LAC 25 for no gain (L.Alexander, H.Phillips).	
2-10-LAC 25	(2:04) P.Rivers sacked at LAC 18 for -7 yards (L.Alexander).	
3-17-LAC 18	(1:16) (Shotgun) P.Rivers pass short right to K.Allen to LAC 31 for 13 yards (R.Bush).	
4-4-LAC 31	(:32) D.Kaser punts 35 yards to BUF 34, Center-M.Windt, out of bounds.	

Buffalo Bills at 0:23

Los Angeles Chargers vs Buffalo Bills at New Era Field

1-10-BUF 34 (:23) L.McCoy up the middle to BUF 37 for 3 yards (D.Perryman, D.James).

End of quarter - 3.21 pm

END OF QUARTER

	Score	Time	First Downs				Efficiencies	
		Poss	R	P	X	T	3 Down	4 Down
Los Angeles Chargers	28	6:14	0	0	0	0	0/3	0/0
Buffalo Bills	13	8:46	3	2	1	6	1/3	0/0

Fourth Quarter

9/16/2018

Play By Play

Buffalo Bills continued.

2-7-BUF 37	(15:00) C.Ivory left guard to BUF 43 for 6 yards (K.White).	
3-1-BUF 43	(14:24) J.Allen up the middle to BUF 45 for 2 yards (D.Perryman).	R12
<u>1-10-BUF 45</u>	(13:44) J.Allen pass short left to J.Croom to BUF 46 for 1 yard (D.James). Caught in flat at BUF 45.	
2-9-BUF 46	(13:06) J.Allen pass incomplete short right to C.Ivory (K.White). Dump pass, wide of receiver at BUF 46.	
3-9-BUF 46	(13:00) (Shotgun) J.Allen pass incomplete deep left to A.Holmes. Thrown wide of receiver, along sideline at LAC 28.	
	<i>Penalty on BUF-D.Dawkins, Offensive Holding, declined.</i>	
4-9-BUF 46	(12:50) C.Bojorquez punts 54 yards to end zone, Center-R.Ferguson, Touchback. Kick into end zone.	

Los Angeles Chargers at 12:39

1-10-LAC 20	(12:39) (Shotgun) P.Rivers pass short right to Ty.Williams pushed ob at LAC 38 for 18 yards (J.Poyer). Caught at LAC 21, crossing from middle.	P18
<u>1-10-LAC 38</u>	(11:56) (Shotgun) M.Gordon up the middle to LAC 34 for -4 yards (L.Alexander). LAC-M.Gordon was injured during the play. M.Gordon walks off.	
2-14-LAC 34	(11:23) P.Rivers pass short right to K.Allen to 50 for 16 yards (R.Bush).	P19
<u>1-10-50</u>	(10:41) A.Ekeler left guard to BUF 47 for 3 yards (H.Phillips).	
2-7-BUF 47	(9:57) (Shotgun) P.Rivers pass short left to V.Green to BUF 40 for 7 yards (K.Williams). Caught near sideline at BUF 43.	P20
<u>1-10-BUF 40</u>	Buffalo challenged the runner was down by contact ruling, and the play was Upheld. The ruling on the field was confirmed. (Timeout #1.) (9:37) D.Newsome left tackle to BUF 40 for no gain (T.Edmunds).	
2-10-BUF 40	(9:00) A.Ekeler right guard to BUF 39 for 1 yard (J.Hughes, R.Bush). End-around.	
3-9-BUF 39	(8:17) (Shotgun) P.Rivers pass short right to A.Ekeler to BUF 33 for 6 yards (T.Murphy, J.Hughes). Caught in flat at BUF 42.	
4-3-BUF 33	(7:29) (Shotgun) <i>PENALTY on LAC, Delay of Game, 5 yards, enforced at BUF 33 - No Play.</i>	
4-8-BUF 38	(7:25) D.Kaser punts 35 yards to BUF 3, Center-M.Windt, downed by LAC-A.Phillips.	

Buffalo Bills at 7:11

1-10-BUF 3	(7:11) <i>PENALTY on BUF-J.Mills, False Start, 1 yard, enforced at BUF 3 - No Play.</i>	
1-11-BUF 2	(7:11) J.Allen pass deep left intended for J.Croom INTERCEPTED by K.White at BUF 25. K.White pushed ob at BUF 16 for 9 yards (C.Ivory).	

Los Angeles Chargers at 7:00

1-10-BUF 16	(7:00) A.Ekeler left tackle to BUF 15 for 1 yard (E.Yarbrough).	
2-9-BUF 15	(6:22) (Shotgun) P.Rivers pass short left to A.Ekeler to BUF 10 for 5 yards (E.Yarbrough). BUF-R.Bush was injured during the play. Screen pass, caught at BUF 16. R.Bush walks off.	
3-4-BUF 10	(5:44) (Shotgun) P.Rivers pass short left to K.Allen to BUF 1 for 9 yards (L.Pitts). Caught at BUF 7, crossing from middle.	P21
<u>1-1-BUF 1</u>	(5:17) A.Ekeler up the middle to BUF 1 for no gain (L.Alexander).	
2-1-BUF 1	(4:40) (Shotgun) <i>PENALTY on BUF, Defensive Too Many Men on Field, 0 yards, enforced at BUF 1 - No Play.</i>	
2-1-BUF 1	(4:37) P.Rivers FUMBLES (Aborted) at BUF 5, recovered by LAC-A.Ekeler at BUF 5. A.Ekeler to BUF 5 for no gain (J.Poyer).	
3-5-BUF 5	(3:57) (Shotgun) P.Rivers pass incomplete short left to A.Gates.	
4-5-BUF 5	(3:52) C.Sturgis 24 yard field goal is GOOD, Center-M.Windt, Holder-D.Kaser.	

LAC 31 BUF 13, 7 plays, 11 yards, 1 penalty, 3:10 drive, 11:10 elapsed
--

C.Sturgis kicks 65 yards from LAC 35 to end zone, Touchback. M.Murphy kneels 3 yds. into end zone.

Buffalo Bills at 3:50, (1st play from scrimmage 3:49)

1-10-BUF 25	(3:49) (Shotgun) J.Allen scrambles up the middle to BUF 31 for 6 yards (T.Williams).	
2-4-BUF 31	(3:25) (No Huddle, Shotgun) J.Allen pass incomplete short middle to M.Murphy (J.Brown). Receiver and coverage at BUF 35.	
3-4-BUF 31	(3:20) (Shotgun) J.Allen pass short right to L.Thomas to BUF 38 for 7 yards (A.Phillips). Slant pattern, caught at BUF 36.	P13
<u>1-10-BUF 38</u>	(2:58) (No Huddle, Shotgun) J.Allen pass incomplete short right to Z.Jones (J.Addae). Receiver and coverage near sideline at LAC 48.	
2-10-BUF 38	(2:52) (Shotgun) M.Murphy right guard to BUF 43 for 5 yards (I.Rochell, U.Nwosu).	
3-5-BUF 43	(2:22) (Shotgun) J.Allen pass short left to J.Croom to BUF 49 for 6 yards (D.King). Caught in flat at BUF 48.	P14
<u>1-10-BUF 49</u>	(2:01) (No Huddle, Shotgun) J.Allen pass short right to M.Murphy to LAC 44 for 7 yards (U.Nwosu). Dump pass, caught at LAC 47.	

Two-Minute Warning

2-3-LAC 44	(1:55) (Shotgun) J.Allen sacked at BUF 48 for -8 yards (J.Brown).	
3-11-BUF 48	(1:22) (No Huddle, Shotgun) J.Allen pass deep middle to R.Foster to LAC 33 for 19 yards (D.James). Caught at LAC 33, crossing from left.	P15
<u>1-10-LAC 33</u>	(1:00) (No Huddle, Shotgun) J.Allen pass incomplete short right to M.Murphy. Dump pass, dropped at LAC 30.	
2-10-LAC 33	(:54) (Shotgun) J.Allen pass short left to C.Ivory pushed ob at LAC 3 for 30 yards (D.James). LAC-D.James was injured during the play. Screen pass, caught at LAC 38. LAC charged with time out, due to injury inside two-minute warning. Timeout #2 by LAC at 00:42.	P16
<u>1-3-LAC 3</u>	(:42) (Shotgun) J.Allen pass short middle to K.Benjamin for 3 yards, TOUCHDOWN. Caught in back of end zone.	P17
	S.Hauschka extra point is GOOD, Center-R.Ferguson, Holder-C.Bojorquez.	

Los Angeles Chargers vs Buffalo Bills at New Era Field

LAC 31 BUF 20, 12 plays, 75 yards, 3:12 drive, 14:22 elapsed

(Onside Kick formation) S.Hauschka kicks onside 13 yards from BUF 35 to BUF 48. K.Allen to BUF 23 for 25 yards (S.Neal).

Los Angeles Chargers at 0:38, (1st play from scrimmage 0:32)

1-10-BUF 23 (:32) G.Smith in at QB. G.Smith kneels to BUF 24 for -1 yards.

End of game - 4.09 pm

END OF QUARTER	Time		First Downs				Efficiencies	
	Score	Poss	R	P	X	T	3 Down	4 Down
Los Angeles Chargers	31	9:16	0	4	0	4	1/3	0/0
Buffalo Bills	20	5:44	1	5	0	6	4/5	0/0

Miscellaneous Statistics Report

Los Angeles Chargers vs Buffalo Bills

9/16/2018 at New Era Field

Ten Longest Plays for Los Angeles Chargers

Yards	Qtr	Play Start	Play Description
25	1	1-10-BUF 38	(10:53) P.Rivers pass short middle to V.Green to BUF 13 for 25 yards (M.Hyde). Caught at BUF 33, crossing from left.
23	2	1-10-LAC 47	(12:53) P.Rivers pass short right to V.Green to BUF 30 for 23 yards (T.White, L.Alexander). Caught in flat at BUF 41.
22	2	1-10-LAC 25	(13:38) A.Ekeler left tackle to LAC 47 for 22 yards (M.Hyde; L.Alexander).
22	2	1-10-LAC 41	(6:38) P.Rivers pass short left to Ty.Williams to BUF 39 for 20 yards (J.Poyer). FUMBLES (J.Poyer), and recovers at BUF 37. Caught at BUF 44. Buffalo challenged the loose ball recovery ruling, and the play was Upheld. The ruling on the field stands. (Timeout #1.)
20	1	1-10-BUF 20	(4:24) M.Gordon left tackle for 20 yards, TOUCHDOWN.
18	4	1-10-LAC 20	(12:39) (Shotgun) P.Rivers pass short right to Ty.Williams pushed ob at LAC 38 for 18 yards (J.Poyer). Caught at LAC 21, crossing from middle.
17	1	3-12-BUF 37	(5:07) (Shotgun) P.Rivers pass deep middle to M.Williams to BUF 20 for 17 yards (T.White).
16	1	1-10-LAC 49	(7:13) A.Ekeler right end to BUF 35 for 16 yards (R.Humber, J.Poyer). End-around.
16	2	1-10-BUF 30	(12:14) A.Ekeler left end pushed ob at BUF 14 for 16 yards (M.Milano, T.Murphy). End-around.
16	4	2-14-LAC 34	(11:23) P.Rivers pass short right to K.Allen to 50 for 16 yards (R.Bush).

Ten Longest Plays for Buffalo Bills

Yards	Qtr	Play Start	Play Description
57	2	2-10-BUF 25	(1:49) (Shotgun) J.Allen pass deep left to Z.Jones to LAC 18 for 57 yards (J.Addae). Caught in flat at LAC 20.
30	4	2-10-LAC 33	(:54) (Shotgun) J.Allen pass short left to C.Ivory pushed ob at LAC 3 for 30 yards (D.James). LAC-D.James was injured
27	3	2-10-BUF 25	(14:20) L.McCoy right tackle pushed ob at LAC 48 for 27 yards (D.James).
24	3	1-10-LAC 48	(13:48) J.Allen pass deep right to P.DiMarco to LAC 24 for 24 yards (J.Addae). Caught near sideline at LAC 30.
21	1	1-10-LAC 42	(1:11) J.Allen pass deep left to C.Clay to LAC 21 for 21 yards (J.Addae). Caught near sideline at LAC 21.
19	4	3-11-BUF 48	(1:22) (No Huddle, Shotgun) J.Allen pass deep middle to R.Foster to LAC 33 for 19 yards (D.James). Caught at LAC 33,
16	3	3-6-BUF 39	(7:36) (Shotgun) J.Allen pass short left to K.Benjamin to LAC 45 for 16 yards (C.Hayward). Caught near sideline at LAC 47.
15	1	3-20-BUF 43	(1:17) (Shotgun) J.Allen pass incomplete short right to A.Holmes [R.Jenkins]. Overthrown, receiver at LAC 43, slanting from
14	3	2-6-LAC 20	(12:35) (Shotgun) J.Allen left tackle to LAC 6 for 14 yards (J.Addae).
11	1	2-5-BUF 42	(2:35) (Shotgun) J.Allen pass short middle to R.Foster to LAC 47 for 11 yards (D.Perryman). Flip pass, caught at BUF 37.

Touchdown Scoring Information

		Offense	Defense	Special Teams
VISITOR	Los Angeles Chargers	4	0	0
HOME	Buffalo Bills	2	0	0

Player Scoring Information

Club	Player	TD	Rush TD	Rec TD	KO TD	Punt TD	Int TD	Fum TD	Misc TD	FG	XP	2Pt Rush	2Pt Rec	Sfty	Points
LAC	M.Gordon	0	1	2	0	0	0	0	0	0	0	0	0	0	18
LAC	C.Sturgis	0	0	0	0	0	0	0	0	1	4	0	0	0	7
LAC	M.Williams	0	0	1	0	0	0	0	0	0	0	0	0	0	6
BUF	S.Hauschka	0	0	0	0	0	0	0	0	2	2	0	0	0	8
BUF	C.Ivory	0	1	0	0	0	0	0	0	0	0	0	0	0	6
BUF	K.Benjamin	0	0	1	0	0	0	0	0	0	0	0	0	0	6

Possession Detail

	First Half				Second Half				Game			
	Visitor	Home	Visitor	Home	Visitor	Home	Visitor	Home	Visitor	Home	Visitor	Home
Largest Lead	25	0	18	0	25	0	25	0	25	0	25	0
Drives Leading	4	0	6	0	10	0	10	0	10	0	10	0
Time of Possession Leading	13:52	0:00	15:30	0:00	29:22	0:00	29:22	0:00	29:22	0:00	29:22	0:00
Largest Deficit	0	-25	0	-18	0	-25	0	-25	0	-25	0	-25
Drives Trailing	0	4	0	6	0	10	0	10	0	10	0	10
Time of Possession Trailing	0:00	10:34	0:00	14:30	0:00	25:04	0:00	25:04	0:00	25:04	0:00	25:04
Times Score Tied Up		0		0		0		0		0		0
Lead Changes		1		0		1		1		1		1

Playtime Percentage

Percent of playtime per player on offense, defense and special teams

Los Angeles Chargers						Buffalo Bills					
		Offense	Defense	Special Teams				Offense	Defense	Special Teams	
R Okung	T	57 100%		5	17%	V Ducasse	G	62 100%		4	13%
S Tevi	T	57 100%		5	17%	J Mills	T	62 100%		4	13%
D Feeney	G	57 100%		5	17%	R Groy	G	62 100%		4	13%
M Schofield	G	57 100%		5	17%	J Miller	G	62 100%		4	13%
M Pouncey	C	57 100%				D Dawkins	T	62 100%		4	13%
P Rivers	QB	56 98%				J Allen	QB	62 100%			
K Allen	WR	51 89%		1	3%	Z Jones	WR	51 82%			
T Williams	WR	46 81%				C Clay	TE	43 69%			
V Green	TE	42 74%		6	20%	K Benjamin	WR	40 65%			
M Williams	WR	39 68%				A Holmes	WR	36 58%		21	70%
M Gordon	RB	36 63%				L McCoy	RB	30 48%			
A Ekeler	RB	24 42%		13	43%	R Foster	WR	29 47%		12	40%
S Culkin	TE	17 30%		2	7%	M Murphy	RB	23 37%		12	40%
A Gates	TE	11 19%				L Thomas	TE	19 31%		16	53%
D Watt	FB	7 12%		16	53%	J Croom	TE	16 26%		10	33%
G Davis	WR	6 11%		4	13%	C Ivory	RB	9 15%			
J Jones	WR	3 5%		10	33%	P DiMarco	FB	8 13%		16	53%
D Newsome	RB	3 5%		7	23%	M Newhouse	T	6 10%		4	13%
G Smith	QB	1 2%				T White	CB		57 100%	8	27%
J Addae	SS		62 100%	4	13%	J Poyer	FS		57 100%	5	17%
T Williams	CB		60 97%	5	17%	T Edmunds	LB		57 100%	5	17%
C Hayward	CB		60 97%			M Hyde	SS		56 98%	5	17%
D James	S		59 95%			K Williams	DT		43 75%	5	17%
M Ingram	DE		49 79%			M Milano	LB		42 74%	1	3%
D King	CB		45 73%	10	33%	R Bush	SS		39 68%	15	50%
I Rochell	DE		40 65%	9	30%	S Lotulelei	DT		38 67%	5	17%
K White	LB		38 61%	10	33%	T Murphy	DE		38 67%	5	17%
D Perryman	LB		37 60%			J Hughes	DE		35 61%		
D Philon	DT		36 58%	4	13%	L Alexander	LB		32 56%	10	33%
J Jones	DT		30 48%	4	13%	V Davis	CB		29 51%	4	13%
B Mebane	NT		28 45%			L Pitts	CB		27 47%	19	63%
A Phillips	SS		27 44%	20	67%	E Yarbrough	DE		22 39%		
D Square	NT		24 39%	4	13%	H Phillips	DT		19 33%	9	30%
J Brown	LB		23 37%	17	57%	R Humber	LB		15 26%	21	70%
C Landrum	DE		21 34%	8	27%	P Gaines	CB		8 14%	2	7%
K Emanuel	LB		17 27%	16	53%	R Thomas	DT		6 11%		
U Nwosu	LB		16 26%	23	77%	N Orchard	DE		5 9%	5	17%
R Jenkins	SS		10 16%	24	80%	S Neal	SS		3 5%	18	60%
N Dzubnar	LB			21	70%	D Lacey	LB			21	70%
M Davis	CB			21	70%	J Stanford	LB			21	70%
B Facyson	CB			13	43%	R Ferguson	LS			9	30%
C Sturgis	K			11	37%	T Jones	RB			9	30%
M Windt	LS			10	33%	S Hauschka	K			9	30%
D Kaser	P			10	33%	C Bojorquez	P			8	27%
S Quessenberry	C			5	17%						



NFL
STATS

LOS ANGELES CHARGERS / WEEK 2 / THROUGH MONDAY, SEPTEMBER 17, 2018

WON 1, LOST 1				* RUSHING				No.		Yds	Avg		Long	TD	
09/09 L 28-38		Kansas City	25,351	Ekeler		16		116	7.3		22	0			
09/16 W 31-20		at Buffalo	69,187	Gordon		24		92	3.8		20t	1			
09/23		at L.A. Rams		Benjamin		1		19	19.0		19	0			
09/30		San Francisco		Rivers		3		5	1.7		7	0			
10/07		Oakland		Watt		1		1	1.0		1	0			
10/14		at Cleveland		J.J. Jones		1		0	0.0		0	0			
10/21		Tennessee		Newsome		1		0	0.0		0	0			
11/04		at Seattle		Smith		1		-1	-1.0		-1	0			
11/11		at Oakland		TEAM		48		232	4.8		22	1			
11/18		Denver		OPPONENTS		49		190	3.9		27	1			
11/25		Arizona		* RECEIVING		No.		Yds	Avg		Long	TD			
12/02		at Pittsburgh		Gordon		15		140	9.3		25	2			
12/09		Cincinnati		Allen		14		175	12.5		23	1			
12/13		at Kansas City		Ekeler		8		108	13.5		30	1			
12/23		Baltimore		M. Williams		7		108	15.4		25	1			
12/30		at Denver		Green		5		76	15.2		25	0			
		LA-C	Opp.	Ty. Williams		5		56	11.2		22	1			
TOTAL FIRST DOWNS		54	36	Gates		2		16	8.0		9	0			
Rushing		12	12	Benjamin		1		1	1.0		1	0			
Passing		39	20	TEAM		57		680	11.9		30	6			
Penalty		3	4	OPPONENTS		33		501	15.2		58t	5			
3rd Down: Made/Att		6/20	9/24	* INTERCEPTIONS		No.		Yds	Avg		Long	TD			
3rd Down Pct.		30.0	37.5	White		1		9	9.0		9	0			
4th Down: Made/Att		1/1	0/0	Phillips		1		0	0.0		0	0			
4th Down Pct.		100.0	0.0	TEAM		2		9	4.5		9	0			
POSSESSION AVG.		33:44	26:16	OPPONENTS		1		0	0.0		0	0			
TOTAL NET YARDS		890	655	* PUNTING		No.		Yds	Avg		Net	TB	In	Lg	B
Avg. Per Game		445.0	327.5	Kaser		7		353	50.4		33.1	1	2	66	0
Total Plays		129	115	Sturgis		1		24	24.0		24.0	0	1	24	0
Avg. Per Play		6.9	5.7	TEAM		8		377	47.1		32.0	1	3	66	0
NET YARDS RUSHING		232	190	OPPONENTS		10		479	47.9		44.7	1	5	67	0
Avg. Per Game		116.0	95.0	* PUNT RETURNS		Ret		FC	Yds		Avg	Long	TD		
Total Rushes		48	49	J.J. Jones		4		2	13		3.3	10	0		
NET YARDS PASSING		658	465	Benjamin		1		0	-1		-1.0	-1	0		
Avg. Per Game		329.0	232.5	TEAM		5		2	12		2.4	10	0		
Sacked/Yards Lost		3/22	6/36	OPPONENTS		3		1	101		33.7	91t	1		
Gross Yards		680	501	* KICKOFF RETURNS		No.		Yds	Avg		Long	TD			
Att./Completions		78/57	60/33	J.J. Jones		2		36	18.0		23	0			
Completion Pct.		73.1	55.0	Allen		1		25	25.0		25	0			
Had Intercepted		1	2	TEAM		3		61	20.3		25	0			
PUNTS/AVERAGE		8/47.1	10/47.9	OPPONENTS		4		81	20.3		26	0			
NET PUNTING AVG.		8/32.0	10/44.7	* FIELD GOALS		1-19		20-29	30-39		40-49	50+			
PENALTIES/YARDS		13/90	12/81	Sturgis		0/ 0		1/ 1	1/ 1		1/ 2	0/ 0			
FUMBLES/BALL LOST		4/1	1/0	TEAM		0/ 0		1/ 1	1/ 1		1/ 2	0/ 0			
TOUCHDOWNS		7	7	OPPONENTS		0/ 0		0/ 0	0/ 0		3/ 3	0/ 0			
Rushing		1	1	Sturgis: (45G,39G,48N) (24G)											
Passing		6	5	OPP: (46G) (43G,40G)											
Returns		0	1												
* SCORE BY PERIODS		Q1	Q2	Q3	Q4	OT	PTS								
TEAM		20	20	0	19	0	59								
OPPONENTS		14	9	21	14	0	58								
* SCORING		TD-Ru-Pa-Rt	K-PAT		FG		S	PTS							
Gordon		3	1	2	0			0	20						
Sturgis		0	0	0	0	4/ 4	3/ 4	0	13						
Allen		1	0	1	0			0	6						
Ekeler		1	0	1	0			0	6						
M. Williams		1	0	1	0			0	6						
Ty. Williams		1	0	1	0			0	6						
Gates		0	0	0	0			0	2						
TEAM		7	1	6	0	4/ 4	3/ 4	0	59						
OPPONENTS		7	1	5	1	7/ 7	3/ 3	0	58						
2-Pt Conv: Gates, Gordon, TM 2-3, OPP 0-0															
SACKS: James 2, Ingram 1.5, Brown 1, Nwosu 1, Square 0.5, TM 6, OPP 3															
FUM/LOST: J.J. Jones 2/1, Rivers 1/0, Ty. Williams 1/0															
* PASSING		Att	Cmp	Yds	Cmp%	Yds/Att	TD	TD%	Int	Int%	Long	Sack/Lost	Rating		
Rivers		78	57	680	73.1	8.72	6	7.7	1	1.3	30	3/ 22	119.6		
TEAM		78	57	680	73.1	8.72	6	7.7	1	1.3	30	3/ 22	119.6		
OPPONENTS		60	33	501	55.0	8.35	5	8.3	2	3.3	58t	6/ 36	96.6		

LOS ANGELES RAMS / WEEK 2 / THROUGH MONDAY, SEPTEMBER 17, 2018

WON 2, LOST 0				*RUSHING				No.		Yds	Avg		Long	TD											
09/10 W 33-13	at Oakland		53,857	Gurley	39	150	3.8	23	3																
09/16 W 34- 0	Arizona		66,515	M. Brown	13	51	3.9	19	0																
09/23	L.A. Chargers			Kupp	2	16	8.0	12	0																
09/27	Minnesota			Cooks	1	6	6.0	6	0																
10/07	at Seattle			Woods	1	6	6.0	6	0																
10/14	at Denver			Goff	3	1	0.3	2	0																
10/21	at San Francisco			TEAM	59	230	3.9	23	3																
10/28	Green Bay			OPPONENTS	38	149	3.9	13	1																
11/04	at New Orleans			* RECEIVING	No.	Yds	Avg	Long	TD																
11/11	Seattle			Cooks	12	246	20.5	57	0																
11/19	Kansas City			Kupp	11	115	10.5	29	1																
12/02	at Detroit			Woods	9	118	13.1	21	0																
12/09	at Chicago			Gurley	6	70	11.7	19t	1																
12/16	Philadelphia			M. Brown	2	18	9.0	9	0																
12/23	at Arizona			Everett	1	17	17.0	17	0																
12/30	San Francisco			Higbee	1	3	3.0	3t	1																
LA-R				Opp.	TEAM	42	587	14.0	57	3															
TOTAL FIRST DOWNS				47	25	OPPONENTS	46	393	8.5	45	0														
Rushing				16	8	* INTERCEPTIONS	No.	Yds	Avg	Long	TD														
Passing				27	15	Peters	1	50	50.0	50t	1														
Penalty				4	2	Shields	1	22	22.0	22	0														
3rd Down: Made/Att				12/26	8/23	Littleton	1	7	7.0	7	0														
3rd Down Pct.				46.2	34.8	J. Johnson	1	0	0.0	0	0														
4th Down: Made/Att				1/3	1/1	TEAM	4	79	19.8	50t	1														
4th Down Pct.				33.3	100.0	OPPONENTS	1	0	0.0	0	0														
POSSESSION AVG.				31:19	28:42	* PUNTING	No.	Yds	Avg	Net	TB	In	Lg	B											
TOTAL NET YARDS				797	532	Hekker	4	219	54.8	47.3	1	3	62	0											
Avg. Per Game				398.5	266.0	TEAM	4	219	54.8	47.3	1	3	62	0											
Total Plays				127	107	OPPONENTS	12	581	48.4	36.3	0	2	58	0											
Avg. Per Play				6.3	5.0	* PUNT RETURNS	Ret	FC	Yds	Avg	Long	TD													
NET YARDS RUSHING				230	149	Natson	6	1	133	22.2	60	0													
Avg. Per Game				115.0	74.5	Cooper	2	1	12	6.0	12	0													
Total Rushes				59	38	Kupp	0	1	0	---	---	0													
NET YARDS PASSING				567	383	TEAM	8	3	145	18.1	60	0													
Avg. Per Game				283.5	191.5	OPPONENTS	1	0	10	10.0	10	0													
Sacked/Yards Lost				3/20	2/10	* KICKOFF RETURNS	No.	Yds	Avg	Long	TD														
Gross Yards				587	393	Cooper	3	75	25.0	26	0														
Att./Completions				65/42	67/46	Natson	1	22	22.0	22	0														
Completion Pct.				64.6	68.7	TEAM	4	97	24.3	26	0														
Had Intercepted				1	4	OPPONENTS	3	49	16.3	19	0														
PUNTS/AVERAGE				4/54.8	12/48.4	* FIELD GOALS	1-19	20-29	30-39	40-49	50+														
NET PUNTING AVG.				4/47.3	12/36.3	Zuerlein	0/ 0	3/ 3	0/ 0	0/ 1	1/ 1														
PENALTIES/YARDS				13/119	20/202	Hekker	0/ 0	1/ 1	0/ 0	0/ 0	0/ 0														
FUMBLES/BALL LOST				1/0	0/0	TEAM	0/ 0	4/ 4	0/ 0	0/ 1	1/ 1														
TOUCHDOWNS				7	1	OPPONENTS	0/ 0	1/ 1	0/ 0	1/ 1	0/ 0														
Rushing				3	1	Zuerlein: (46N,20G,28G,55G,20G)()																			
Passing				3	0	Hekker: ()(20G)																			
Returns				1	0	OPP: (24G,48G)()																			
* SCORE BY PERIODS				Q1	Q2	Q3	Q4	OT	PTS																
TEAM				7	22	18	20	0	67																
OPPONENTS				7	6	0	0	0	13																
* SCORING				TD-Ru-Pa-Rt	K-PAT	FG	S	PTS																	
Gurley				4	3	1	0	0	28																
Zuerlein				0	0	0	0	3/ 3	4/ 5	0	15														
Higbee				1	0	1	0		0	6															
Kupp				1	0	1	0		0	6															
Peters				1	0	0	1		0	6															
Hekker				0	0	0	0	1/ 1	1/ 1	0	4														
M. Brown				0	0	0	0		0	2															
TEAM				7	3	3	1	4/ 4	5/ 6	0	67														
OPPONENTS				1	1	0	0	1/ 1	2/ 2	0	13														
2-Pt Conv: Gurley 2, M. Brown, TM 3-3, OPP 0-0																									
SACKS: Brockers 1, Ebukam 1, TM 2, OPP 3																									
FUM/LOST: Goff 1/0																									
* PASSING														Att	Cmp	Yds	Cmp%	Yds/Att	TD	TD%	Int	Int%	Long	Sack/Lost	Rating
Goff														65	42	587	64.6	9.03	3	4.6	1	1.5	57	3/ 20	102.5
TEAM														65	42	587	64.6	9.03	3	4.6	1	1.5	57	3/ 20	102.5
OPPONENTS														67	46	393	68.7	5.87	0	0.0	4	6.0	45	2/ 10	58.9

WEEK 2 / THROUGH MONDAY, SEPTEMBER 17, 2018

TEAM RANKINGS

American Football Conference

	Offense			Defense		
	Total	Rush	Pass	Total	Rush	Pass
Balt.	5	14	3	1	8	1
Buff.	16	16	16	9	12	8
Cin.	10	10	9	14	1	15
Cleve.	13	3	14	10	10	12
Denver	3	2	7	7	2T	11
Hou.	8	*1	12	6	11	5
Ind.	12	15	11	5	5	9
Jax	6	5	6	3	9	3
K.C.	4	6	5	16	2T	16
L.A.-C	2	7	2	4	7	6
Miami	15	4	15	8	4	14
N.E.	11	11	10	15	14	13
Jets	9	9	8	2	6	2
Oak.	7	13	4	11	16	4
Pitt.	1	12	1	12	15	7
Tenn.	14	8	13	13	13	10

National Football Conference

	Offense			Defense		
	Total	Rush	Pass	Total	Rush	Pass
Ariz.	16	15	16	15	14	13
Atl.	7	4	8	6	12	7
Car.	8	2	9	7	13	6
Chi.	14	7	14	5	3	9
Dallas	15	5	15	3	6	4
Det.	4	14	4	9	16	3
G.B.	9	10	6	13	9	12
Rams	3	6	5	2	4	5
Minn.	2	9	3	8	7	8
N.O.	6	16	2	14	8	15
Giants	13	12	12	4	15	2
Phil.	11	8	11	10	*1	14
S.F.	10	1	13	12	10	11
Sea.	12	13	10	11	11	10
T.B.	*1	11	*1	16	2	16
Wash.	5	3	7	*1	5	*1

National Football League

	Offense			Defense		
	Total	Rush	Pass	Total	Rush	Pass
Ariz.	32	31	32	30	28	27
Atl.	15	8	16	11	24	10
Balt.	8	23	7	2	15	3
Buff.	31	25T	31	18	22	16
Car.	16	5	20	13	25	7
Chi.	29	14	29	8	4	18
Cin.	19	17	17	27	3	30
Cleve.	23	4	27	21	20	22
Dallas	30	11T	30	4	12	5
Denver	4	2	13	15	6T	21
Det.	11	30	6	16	32	4
G.B.	17	25T	11	24	18	26
Hou.	13	*1	21	12	21	12
Ind.	22	24	19	10	9	17
Jax	9	9	12	7	16	9
K.C.	6	10	9	32	6T	32
L.A.-C	3	11T	3	9	14	13
Rams	7	13	10	3	5	6
Miami	26	6	28	17	8	24
Minn.	5	22	5	14	13	15
N.E.	20	18T	18	28	27	23
N.O.	14	32	4	29	17	29
Giants	28	28	24	6	29	2
Jets	18	16	15	5	11	8
Oak.	10	21	8	22	31	11
Phil.	24	18T	23	19	*1	28
Pitt.	2	20	2	25	30	14
S.F.	21	3	26	23	19	25
Sea.	27	29	22	20	23	19
T.B.	*1	27	*1	31	2	31
Tenn.	25	15	25	26	26	20
Wash.	12	7	14	*1	10	*1

T = Tied for position

* = League Leader

WEEK 2 / THROUGH MONDAY, SEPTEMBER 17, 2018

OFFENSE	NY-J	Clev.	N.O.	Atl.	Denv.	Balt.	Cin.	Car.
GAMES (Won-Lost)	1-1	0-1-1	1-1	1-1	2-0	1-1	2-0	1-1
FIRST DOWNS	39	38	44	39	45	54	43	47
Rushing	10	14	9	14	18	16	11	15
Passing	27	16	30	21	24	33	25	29
Penalty	2	8	5	4	3	5	7	3
YDS GAINED (tot)	711	654	750	741	855	794	703	732
Avg per Game	355.5	327.0	375.0	370.5	427.5	397.0	351.5	366.0
RUSHING (net)	211	270	105	244	314	183	209	268
Avg per Game	105.5	135.0	52.5	122.0	157.0	91.5	104.5	134.0
Rushes	55	65	36	50	60	56	48	50
Yards per Rush	3.8	4.2	2.9	4.9	5.2	3.3	4.4	5.4
PASSING (net)	500	384	645	497	541	611	494	464
Avg per Game	250.0	192.0	322.5	248.5	270.5	305.5	247.0	232.0
Passes Att.	62	70	80	71	74	93	70	71
Completed	41	37	65	44	44	58	45	49
Pct Completed	66.1	52.9	81.3	62.0	59.5	62.4	64.3	69.0
Yards Gained	532	443	682	523	551	636	508	496
Sacked	5	10	4	4	2	6	2	5
Yards Lost	32	59	37	26	10	25	14	32
Had intercepted	3	2	0	2	4	2	1	1
Yards Opp Ret	68	22	0	0	79	22	32	28
Opp TDs on Int	1	0	0	0	0	0	0	0
PUNTS	8	15	7	10	10	8	8	10
Avg Yards	46.9	42.7	47.9	46.5	47.1	53.3	42.1	47.8
PUNT RETURNS	4	2	2	3	3	7	3	6
Avg Return	35.3	7.5	0.0	4.7	3.3	7.4	7.7	11.8
Returned for TD	1	0	0	0	0	0	0	0
KICKOFF RETURNS	2	6	4	2	0	2	5	1
Avg Return	22.5	21.3	29.0	25.0	0.0	28.0	19.6	26.0
Returned for TD	0	0	0	0	0	0	0	0
PENALTIES	14	15	12	17	13	16	17	16
Yards Penalized	99	130	130	161	95	129	186	129
FUMBLES BY	5	4	4	4	0	6	3	2
Fumbles Lost	2	0	4	0	0	2	1	1
Opp Fumbles	3	5	4	2	3	2	3	4
Opp Fum Lost	2	5	0	1	1	0	2	1
POSS. TIME (avg)	32:21	28:40	30:16	28:46	31:06	31:42	29:31	30:27
TOUCHDOWNS	7	5	7	5	5	9	8	5
Rushing	2	3	2	3	2	4	1	2
Passing	3	2	5	2	3	5	6	3
Returns	2	0	0	0	0	0	1	0
EXTRA-PT KICKS	6/7	3/5	4/4	4/5	5/5	7/7	8/8	4/4
2-PT CONVERSIONS	0/0	0/0	3/3	0/0	0/0	0/2	0/0	0/1
FIELD GOALS/FGA	4/4	2/5	3/4	3/3	4/4	3/3	4/4	2/2
POINTS SCORED	60	39	61	43	47	70	68	40

DEFENSE	NY-J	Clev.	N.O.	Atl.	Denv.	Balt.	Cin.	Car.
POINTS ALLOWED	37	42	66	42	43	37	46	39
OPP FIRST DOWNS	38	43	42	45	34	34	52	40
Rushing	8	11	9	13	4	9	9	14
Passing	24	28	27	26	26	19	37	22
Penalty	6	4	6	6	4	6	6	4
OPP YARDS GAINED	596	747	856	671	679	526	805	674
Avg per Game	298.0	373.5	428.0	335.5	339.5	263.0	402.5	337.0
OPP RUSHING(net)	174	221	205	234	156	191	141	264
Avg per Game	87.0	110.5	102.5	117.0	78.0	95.5	70.5	132.0
Rushes	46	58	61	45	43	50	44	54
Yards per Rush	3.8	3.8	3.4	5.2	3.6	3.8	3.2	4.9
OPP PASSING(net)	422	526	651	437	523	335	664	410
Avg per Game	211.0	263.0	325.5	218.5	261.5	167.5	332.0	205.0
Passes Att.	75	76	58	80	65	75	108	57
Completed	46	51	43	52	48	35	71	42
Pct Completed	61.3	67.1	74.1	65.0	73.8	46.7	65.7	73.7
Sacked	4	7	3	4	7	6	6	6
Yards Lost	46	52	12	30	63	28	31	32
INTERCEPTED BY	5	3	1	2	2	2	3	1
Yards Returned	102	26	22	48	0	47	24	0
Returned for TD	1	0	0	0	0	0	0	0
OPP PUNT RETURNS	3	6	4	6	4	5	2	3
Avg return	16.0	9.3	4.8	6.3	4.5	8.6	-1.0	5.3
OPP KICKOFF RET	1	4	5	3	2	8	3	2
Avg return	34.0	29.0	23.0	23.0	19.5	27.6	28.7	25.0
OPP TOUCHDOWNS	5	5	8	5	5	4	5	5
Rushing	1	2	2	2	1	0	1	3
Passing	3	3	5	3	4	4	4	2
Returns	1	0	1	0	0	0	0	0

WEEK 2 / THROUGH MONDAY, SEPTEMBER 17, 2018

OFFENSE	NY-G	Hou.	Tenn.	Jax	S.F.	K.C.	Oak.	Miami
GAMES (Won-Lost)	0-2	0-2	1-1	2-0	1-1	2-0	0-2	2-0
FIRST DOWNS	32	42	34	44	43	43	41	36
Rushing	9	16	11	9	12	11	10	13
Passing	19	21	20	35	23	27	27	18
Penalty	4	5	3	0	8	5	4	5
YDS GAINED (tot)	579	762	619	786	673	811	768	599
Avg per Game	289.5	381.0	309.5	393.0	336.5	405.5	384.0	299.5
RUSHING (net)	149	315	216	241	280	233	187	255
Avg per Game	74.5	157.5	108.0	120.5	140.0	116.5	93.5	127.5
Rushes	40	60	63	52	53	52	50	60
Yards per Rush	3.7	5.3	3.4	4.6	5.3	4.5	3.7	4.3
PASSING (net)	430	447	403	545	393	578	581	344
Avg per Game	215.0	223.5	201.5	272.5	196.5	289.0	290.5	172.0
Passes Att.	81	66	60	78	59	55	72	51
Completed	56	39	35	47	33	38	58	37
Pct Completed	69.1	59.1	58.3	60.3	55.9	69.1	80.6	72.5
Yards Gained	503	486	411	553	467	582	591	398
Sacked	8	7	1	1	9	2	2	5
Yards Lost	73	39	8	8	74	4	10	54
Had intercepted	1	2	3	2	3	0	3	2
Yards Opp Ret	32	0	81	0	45	0	57	34
Opp TDs on Int	1	0	0	0	1	0	1	0
PUNTS	11	10	9	10	9	7	8	10
Avg Yards	46.1	39.4	48.9	37.0	44.6	50.9	45.9	51.0
PUNT RETURNS	6	6	3	4	4	4	2	5
Avg Return	3.0	7.5	15.3	7.8	7.0	37.3	8.5	9.8
Returned for TD	0	0	0	0	0	1	0	0
KICKOFF RETURNS	3	5	2	5	5	2	0	3
Avg Return	23.7	31.2	60.5	16.2	34.8	16.5	0.0	53.0
Returned for TD	0	0	1	0	0	0	0	1
PENALTIES	9	17	13	18	12	18	15	9
Yards Penalized	67	132	118	190	107	126	185	61
FUMBLES BY	2	3	1	2	4	3	0	3
Fumbles Lost	2	1	0	1	1	1	0	2
Opp Fumbles	1	4	2	2	2	3	1	4
Opp Fum Lost	0	2	0	2	2	1	0	1
POSS. TIME (avg)	31:20	29:14	29:59	30:09	29:13	26:42	32:13	29:25
TOUCHDOWNS	2	4	4	6	4	11	3	6
Rushing	1	1	1	0	1	0	2	1
Passing	1	3	2	5	3	10	1	4
Returns	0	0	1	1	0	1	0	1
EXTRA-PT KICKS	1/1	4/4	4/4	6/6	4/4	11/11	2/3	5/6
2-PT CONVERSIONS	0/1	0/0	0/0	0/0	0/0	0/0	0/0	0/0
FIELD GOALS/FGA	5/5	3/4	4/4	3/3	6/6	1/1	4/4	2/2
POINTS SCORED	28	37	40	51	46	80	32	47

DEFENSE	NY-G	Hou.	Tenn.	Jax	S.F.	K.C.	Oak.	Miami
POINTS ALLOWED	40	47	44	35	51	65	53	32
OPP FIRST DOWNS	33	38	39	33	44	66	43	40
Rushing	13	12	13	8	8	9	18	7
Passing	19	23	22	20	32	48	22	30
Penalty	1	3	4	5	4	9	3	3
OPP YARDS GAINED	603	672	779	626	770	1016	750	698
Avg per Game	301.5	336.0	389.5	313.0	385.0	508.0	375.0	349.0
OPP RUSHING(net)	275	222	268	196	214	156	308	158
Avg per Game	137.5	111.0	134.0	98.0	107.0	78.0	154.0	79.0
Rushes	53	65	55	47	50	35	54	48
Yards per Rush	5.2	3.4	4.9	4.2	4.3	4.5	5.7	3.3
OPP PASSING(net)	328	450	511	430	556	860	442	540
Avg per Game	164.0	225.0	255.5	215.0	278.0	430.0	221.0	270.0
Passes Att.	58	61	60	72	89	111	68	79
Completed	34	41	42	47	54	73	37	45
Pct Completed	58.6	67.2	70.0	65.3	60.7	65.8	54.4	57.0
Sacked	1	3	5	4	5	2	2	3
Yards Lost	8	18	29	28	35	16	13	14
INTERCEPTED BY	1	1	3	1	0	1	1	5
Yards Returned	0	0	34	32	0	0	15	112
Returned for TD	0	0	0	1	0	0	0	0
OPP PUNT RETURNS	3	2	6	3	7	3	3	3
Avg return	3.3	1.0	4.3	1.3	2.6	0.3	4.3	16.0
OPP KICKOFF RET	2	1	2	3	5	6	3	2
Avg return	22.5	19.0	62.5	20.7	28.8	17.2	25.0	60.5
OPP TOUCHDOWNS	4	5	5	3	6	8	5	3
Rushing	1	0	0	1	0	2	2	1
Passing	2	5	4	2	5	6	2	1
Returns	1	0	1	0	1	0	1	1

WEEK 2 / THROUGH MONDAY, SEPTEMBER 17, 2018

OFFENSE	Buff.	Minn.	Ind.	Phil.	G.B.	Wash.	LA-C	LA-R
GAMES (Won-Lost)	0-2	1-0-1	1-1	1-1	1-0-1	1-1	1-1	2-0
FIRST DOWNS	27	43	41	42	40	50	54	47
Rushing	8	6	9	15	11	14	12	16
Passing	15	35	27	20	25	29	39	27
Penalty	4	2	5	7	4	7	3	4
YDS GAINED (tot)	446	823	661	644	721	763	890	797
Avg per Game	223.0	411.5	330.5	322.0	360.5	381.5	445.0	398.5
RUSHING (net)	167	184	179	204	167	247	232	230
Avg per Game	83.5	92.0	89.5	102.0	83.5	123.5	116.0	115.0
Rushes	44	50	50	51	42	64	48	59
Yards per Rush	3.8	3.7	3.6	4.0	4.0	3.9	4.8	3.9
PASSING (net)	279	639	482	440	554	516	658	567
Avg per Game	139.5	319.5	241.0	220.0	277.0	258.0	329.0	283.5
Passes Att.	66	84	84	83	79	76	78	65
Completed	29	55	60	55	54	54	57	42
Pct Completed	43.9	65.5	71.4	66.3	68.4	71.1	73.1	64.6
Yards Gained	343	669	498	466	622	547	680	587
Sacked	11	5	3	5	8	6	3	3
Yards Lost	64	30	16	26	68	31	22	20
Had intercepted	4	1	3	1	1	0	1	1
Yards Opp Ret	56	24	13	20	27	0	0	0
Opp TDs on Int	0	0	0	0	1	0	0	0
PUNTS	13	11	7	11	9	9	8	4
Avg Yards	47.7	39.5	47.1	53.9	50.1	40.9	47.1	54.8
PUNT RETURNS	4	4	1	7	3	3	5	8
Avg Return	6.3	5.0	0.0	6.0	5.7	6.0	2.4	18.1
Returned for TD	0	0	0	0	0	0	0	0
KICKOFF RETURNS	7	2	3	2	4	3	3	4
Avg Return	30.4	37.0	24.3	21.5	19.0	13.3	20.3	24.3
Returned for TD	0	0	0	0	0	0	0	0
PENALTIES	16	15	13	17	15	16	13	13
Yards Penalized	131	122	117	156	126	153	90	119
FUMBLES BY	2	1	1	4	4	5	4	1
Fumbles Lost	0	1	1	3	1	2	1	0
Opp Fumbles	6	5	4	2	2	1	1	0
Opp Fum Lost	1	1	2	1	1	1	0	0
POSS. TIME (avg)	25:52	29:05	29:44	33:54	29:54	35:44	33:44	31:19
TOUCHDOWNS	2	7	5	5	5	3	7	7
Rushing	1	0	1	4	0	1	1	3
Passing	1	6	4	1	4	2	6	3
Returns	0	1	0	0	1	0	0	1
EXTRA-PT KICKS	2/2	6/6	5/5	4/4	5/5	3/3	4/4	4/4
2-PT CONVERSIONS	0/0	1/1	0/0	1/1	0/0	0/0	2/3	3/3
FIELD GOALS/FGA	3/4	1/4	3/4	1/2	6/7	4/5	3/4	5/6
POINTS SCORED	23	53	44	39	53	33	59	67

DEFENSE	Buff.	Minn.	Ind.	Phil.	G.B.	Wash.	LA-C	LA-R
POINTS ALLOWED	78	45	43	39	52	27	58	13
OPP FIRST DOWNS	47	44	39	34	42	31	36	25
Rushing	16	15	9	5	10	12	12	8
Passing	29	21	27	26	28	16	20	15
Penalty	2	8	3	3	4	3	4	2
OPP YARDS GAINED	718	678	664	735	774	494	655	532
Avg per Game	359.0	339.0	332.0	367.5	387.0	247.0	327.5	266.0
OPP RUSHING(net)	226	188	166	117	207	172	190	149
Avg per Game	113.0	94.0	83.0	58.5	103.5	86.0	95.0	74.5
Rushes	60	49	42	41	45	43	49	38
Yards per Rush	3.8	3.8	4.0	2.9	4.6	4.0	3.9	3.9
OPP PASSING(net)	492	490	498	618	567	322	465	383
Avg per Game	246.0	245.0	249.0	309.0	283.5	161.0	232.5	191.5
Passes Att.	65	75	74	76	83	65	60	67
Completed	49	45	54	48	58	41	33	46
Pct Completed	75.4	60.0	73.0	63.2	69.9	63.1	55.0	68.7
Sacked	4	7	5	6	6	3	6	2
Yards Lost	24	52	37	35	29	10	36	10
INTERCEPTED BY	0	3	1	2	1	3	2	4
Yards Returned	0	45	32	16	24	8	9	79
Returned for TD	0	1	0	0	0	0	0	1
OPP PUNT RETURNS	9	4	2	6	3	2	3	1
Avg return	7.9	3.5	2.5	6.7	19.3	22.0	33.7	10.0
OPP KICKOFF RET	2	1	3	1	3	1	4	3
Avg return	24.5	8.0	19.3	13.0	30.7	19.0	20.3	16.3
OPP TOUCHDOWNS	10	3	4	5	6	4	7	1
Rushing	4	0	1	1	1	2	1	1
Passing	6	2	2	4	4	2	5	0
Returns	0	1	1	0	1	0	1	0

WEEK 2 / THROUGH MONDAY, SEPTEMBER 17, 2018

OFFENSE	Chi.	Ariz.	Dal.	Sea.	N.E.	Det.	Pitt.	T.B.
GAMES (Won-Lost)	1-1	0-2	1-1	0-2	1-1	0-2	0-1-1	2-0
FIRST DOWNS	38	19	33	30	41	45	58	44
Rushing	14	8	13	7	10	7	9	6
Passing	19	10	16	20	28	32	42	34
Penalty	5	1	4	3	3	6	7	4
YDS GAINED (tot)	565	350	530	582	691	766	947	965
Avg per Game	282.5	175.0	265.0	291.0	345.5	383.0	473.5	482.5
RUSHING (net)	225	122	232	138	204	137	192	155
Avg per Game	112.5	61.0	116.0	69.0	102.0	68.5	96.0	77.5
Rushes	54	30	47	38	55	33	48	57
Yards per Rush	4.2	4.1	4.9	3.6	3.7	4.2	4.0	2.7
PASSING (net)	340	228	298	444	487	629	755	810
Avg per Game	170.0	114.0	149.0	222.0	243.5	314.5	377.5	405.0
Passes Att.	69	61	54	69	74	105	101	61
Completed	48	37	35	41	50	63	62	48
Pct Completed	69.6	60.7	64.8	59.4	67.6	60.0	61.4	78.7
Yards Gained	371	243	330	524	511	647	787	819
Sacked	6	3	6	12	4	2	5	2
Yards Lost	31	15	32	80	24	18	32	9
Had intercepted	2	2	0	3	1	5	3	1
Yards Opp Ret	8	19	0	49	0	102	26	16
Opp TDs on Int	0	0	0	1	0	1	0	0
PUNTS	9	13	10	13	10	8	12	7
Avg Yards	45.2	51.2	46.6	51.5	50.3	45.4	42.3	43.1
PUNT RETURNS	6	2	3	4	1	4	6	7
Avg Return	17.2	22.0	4.3	6.3	0.0	2.8	10.3	6.9
Returned for TD	0	0	0	0	0	0	0	0
KICKOFF RETURNS	3	3	0	2	3	5	7	3
Avg Return	11.0	16.3	0.0	19.5	22.0	28.8	19.4	15.3
Returned for TD	0	0	0	0	0	0	0	0
PENALTIES	12	18	16	12	8	13	24	11
Yards Penalized	90	114	132	82	61	120	206	114
FUMBLES BY	2	1	2	6	4	1	4	2
Fumbles Lost	1	1	1	2	3	1	3	1
Opp Fumbles	5	3	3	0	3	2	4	4
Opp Fum Lost	2	1	2	0	2	1	1	4
POSS. TIME (avg)	33:53	23:52	28:36	25:14	30:12	28:40	31:06	28:15
TOUCHDOWNS	5	1	3	5	5	5	8	10
Rushing	1	1	2	0	0	0	4	1
Passing	2	0	1	5	5	4	4	8
Returns	2	0	0	0	0	1	0	1
EXTRA-PT KICKS	5/5	0/0	2/2	5/5	5/5	5/5	6/7	9/10
2-PT CONVERSIONS	0/0	0/1	1/1	0/0	0/0	0/0	1/1	0/0
FIELD GOALS/FGA	4/4	0/0	2/3	2/3	4/5	3/5	0/2	2/3
POINTS SCORED	47	6	28	41	47	44	58	75

DEFENSE	Chi.	Ariz.	Dal.	Sea.	N.E.	Det.	Pitt.	T.B.
POINTS ALLOWED	41	58	29	51	51	78	63	61
OPP FIRST DOWNS	33	54	37	45	48	41	46	50
Rushing	8	18	15	15	15	13	14	13
Passing	24	27	20	26	30	23	23	33
Penalty	1	9	2	4	3	5	9	4
OPP YARDS GAINED	646	861	548	741	806	695	776	887
Avg per Game	323.0	430.5	274.0	370.5	403.0	347.5	388.0	443.5
OPP RUSHING(net)	143	272	182	232	271	359	304	134
Avg per Game	71.5	136.0	91.0	116.0	135.5	179.5	152.0	67.0
Rushes	40	75	49	59	58	64	63	37
Yards per Rush	3.6	3.6	3.7	3.9	4.7	5.6	4.8	3.6
OPP PASSING(net)	503	589	366	509	535	336	472	753
Avg per Game	251.5	294.5	183.0	254.5	267.5	168.0	236.0	376.5
Passes Att.	73	62	70	73	79	47	68	93
Completed	46	45	50	50	46	34	38	72
Pct Completed	63.0	72.6	71.4	68.5	58.2	72.3	55.9	77.4
Sacked	10	5	9	3	3	8	8	4
Yards Lost	64	20	74	20	18	68	51	20
INTERCEPTED BY	2	1	0	5	2	1	1	0
Yards Returned	76	0	0	72	0	37	0	0
Returned for TD	2	0	0	0	0	1	0	0
OPP PUNT RETURNS	2	8	7	6	4	5	3	4
Avg return	15.5	18.1	10.9	11.2	10.3	30.2	23.0	3.3
OPP KICKOFF RET	3	3	2	2	8	7	3	3
Avg return	22.7	15.3	28.0	7.5	24.0	31.3	15.3	23.0
OPP TOUCHDOWNS	5	7	3	6	6	9	9	8
Rushing	0	4	2	0	1	3	2	4
Passing	5	3	1	5	5	4	7	4
Returns	0	0	0	1	0	2	0	0

WEEK 2 / THROUGH MONDAY, SEPTEMBER 17, 2018

OFFENSE	NFL/Avg
GAMES (Won-Lost)	---
FIRST DOWNS	41.1
Rushing	11.3
Passing	25.4
Penalty	4.4
YDS GAINED (tot)	708.7
Avg per Game	354.3
RUSHING (net)	209.2
Avg per Game	104.6
Rushes	50.6
Yards per Rush	4.1
PASSING (net)	499.5
Avg per Game	249.7
Passes Att.	72.6
Completed	47.4
Pct Completed	65.3
Yards Gained	531.4
Sacked	4.9
Yards Lost	32.0
Had intercepted	1.9
Yards Opp Ret	26.9
Opp TDs on Int	0.2
PUNTS	9.5
Avg Yards	46.5
PUNT RETURNS	4.1
Avg Return	9.8
Returned for TD	0.1
KICKOFF RETURNS	3.2
Avg Return	24.8
Returned for TD	0.1
PENALTIES	14.5
Yards Penalized	124.3
FUMBLES BY	2.8
Fumbles Lost	1.3
Opp Fumbles	2.8
Opp Fum Lost	1.3
POSS. TIME (avg)	30:00
TOUCHDOWNS	5.4
Rushing	1.4
Passing	3.6
Returns	0.4
EXTRA POINTS(tot)	95%
Kicks Made/2Pt	67%
FIELD GOALS/FGA	3/4
POINTS SCORED	47.1

DEFENSE	NFL/Avg
POINTS ALLOWED	47.1
OPP FIRST DOWNS	41.1
Rushing	11.3
Passing	25.4
Penalty	4.4
OPP YARDS GAINED	708.7
Avg per Game	354.3
OPP RUSHING(net)	209.2
Avg per Game	104.6
Rushes	50.6
Yards per Rush	4.1
OPP PASSING(net)	499.5
Avg per Game	249.7
Passes Att.	72.6
Completed	47.4
Pct Completed	65.3
Sacked	4.9
Yards Lost	32.0
INTERCEPTED BY	1.9
Yards Returned	26.9
Returned for TD	0.2
OPP PUNT RETURNS	4.1
Avg return	9.8
OPP KICKOFF RET	3.2
Avg return	24.8
OPP TOUCHDOWNS	5.4
Rushing	1.4
Passing	3.6
Returns	0.4

WEEK 2 / THROUGH MONDAY, SEPTEMBER 17, 2018

AFC / TEAM/OFFENSE RANK

Tm	(A)	(B)	(C)	(D)	(E)	(F)	(G)	(H)	(I)	(J)	(K)	(L)	(M)	(N)	(O)	(P)	(Q)
BAL	5	12	14	16	3	11	5	11	2t	3	6t	11	5	1	3	2	1t
BUF	16	16	16	11	16	16	16	16	16	16	9t	12	4	6	11	16	11t
CIN	10	7	10	6	9	8	4	5	6t	4t	13t	8	11	14	7	3	1t
CLE	13	15	3	8	14	15	7	15	13	14t	8	9t	9	12	12	13	15
DEN	3	3	2	2	7	6	15	3	4	4t	1t	13	15t	9	6	8t	1t
HOU	8	9	1	1	12	13	9	14	8	12	9t	9t	3	15	13	14	11t
IND	12	14	15	14	11	14	10	6	9t	1	13t	15t	6	7	5	11	11t
JAC	6	6	5	4	6	7	6	1	5	2	13t	7	14	16	14	7	1t
KC	4	1	6	5	5	1	1	7	6t	6	13t	1	13	3	1	1	1t
LAC	2	2	7	3	2	2	2	8	2t	14t	1t	14	10	8	16	5	11t
MIA	15	11	4	7	15	12	11	13	14	11	9t	5	2	2	8	8t	1t
NE	11	10	11	13	10	10	3	10	9t	13	1t	15t	8	4	4	8t	10
NYJ	9	8	9	10	8	4	13	12	12	10	5	2	7	10	10	4	1t
OAK	7	4	13	12	4	3	12	4	9t	8	9t	6	15t	11	9	15	1t
PIT	1	5	12	9	1	5	8	9	1	7	1t	4	12	13	15	6	16
TEN	14	13	8	15	13	9	14	2	15	9	6t	3	1	5	2	12	1t

AFC / OPPONENT/DEFENSE RANK

Tm	(A)	(B)	(C)	(D)	(E)	(F)	(G)	(H)	(I)	(J)	(K)	(L)	(M)	(N)	(O)	(P)	(Q)	(R)	(S)
BAL	1	1	8	8	1	1	8	6	2t	2	4t	10	11	5	8	3t	5t	1	1
BUF	9	9	12	5	8	13	16	8	13	12t	1t	9	9	9	12	16	12t	16	16
CIN	14	4	1	1	15	4	7	9t	15	16	12t	1	12	14	10	9	8	3	12
CLE	10	6	10	7	12	8	4	4	10t	9	1t	11	13	3	7	5	3t	10	10
DEN	7	13	2t	4	11	14	6	2	2t	1	4t	8	5	16	16	6t	5t	7	3
HOU	6	5	11	3	5	11	10	12	5t	5	14t	3	3	11	14	10	12t	14	7
IND	5	8	5	10	9	6	14	7	7t	12t	12t	5	4	2	6	6t	9t	8t	9
JAC	3	3	9	11	3	3	13	9t	1	6	4t	4	7	13	11	2	9t	4	5
KC	16	16	2t	12	16	15	15	16	16	3	14t	2	2	6	1	15	3t	5t	15
LAC	4	11	7	9	6	12	5	3	4	10t	1t	16	6	8	13	13	12t	8t	2
MIA	8	7	4	2	14	10	2	13t	9	10t	4t	13t	15	10	9	1	12t	5t	11
NE	15	12	14	13	13	9	9	13t	14	15	4t	12	8	1	4	11	12t	11t	13
NYJ	2	2	6	6	2	2	1	11	5t	8	4t	13t	14	12	2	3t	2	2	6
OAK	11	14	16	16	4	7	11t	15	10t	14	14t	6t	10	15	15	12	11	15	8
PIT	12	10	15	14	7	5	11t	1	12	4	4t	15	1	4	5	14	1	13	4
TEN	13	15	13	15	10	16	3	5	7t	7	4t	6t	16	7	3	8	5t	11t	14

- (A) Total Yards per Game
- (B) Yards per Play
- (C) Rushing Yards per Game
- (D) Rushing Yards per Attempt
- (E) Passing Net Yards per Game
- (F) Passing Net Yards per Play
- (G) Passing, Percent Had Intercepted
- (H) Sacks per Pass Play
- (I) First Downs per Game
- (J) Third Down Efficiency
- (K) Fourth Down Efficiency
- (L) Punt Return Average
- (M) Kickoff Return Average
- (N) Gross Punting Average
- (O) Net Punting Average
- (P) Points per Game
- (Q) Field Goal Percentage
- (R) Points per Game Differential
- (S) Net Yards per Game Differential

WEEK 2 / THROUGH MONDAY, SEPTEMBER 17, 2018

NFC / TEAM/OFFENSE RANK

Tm	(A)	(B)	(C)	(D)	(E)	(F)	(G)	(H)	(I)	(J)	(K)	(L)	(M)	(N)	(O)	(P)	(Q)
ARI	16	16	15	7	16	16	13	4	16	16	5t	1	12	4	13	16	16
ATL	7	4	4	4	8	5	11	6	11	9	10t	12	6	9	11	9	1t
CAR	8	6	2	1	9	8	8	9	2t	8	1t	4	5	7	5	11	1t
CHI	14	15	7	5	14	15	12	11	12	5	8t	3	15	12	7	6	1t
DAL	15	11	5	3	15	13	1t	14	13	15	5t	13	16	8	12	14t	10t
DET	4	9	14	6	4	9	15	1	4	11	10t	15	4	11	16	8	13
GB	9	7	10	9	6	6	7	13	10	10	10t	10	11	5	9	4t	6
LAR	3	2	6	10	5	2	9	3	2t	2	8t	2	7	1	1	2	7
MIN	2	5	9	13	3	4	4	7	7t	3	10t	11	1	16	14	4t	15
NO	6	3	16	15	2	3	1t	5	5t	12t	1t	16	3	6	4	3	9
NYG	13	14	12	12	12	14	6	12	14	6	5t	14	8	10	8	14t	1t
PHI	11	13	8	8	11	12	5	8	9	4	4	8t	9	2	2	12	14
SF	10	8	1	2	13	10	16	15	7t	12t	14t	5	2	13	6	7	1t
SEA	12	12	13	14	10	11	14	16	15	14	14t	7	10	3	3	10	10t
TB	1	1	11	16	1	1	10	2	5t	1	14t	6	13	14	10	1	10t
WAS	5	10	3	11	7	7	1t	10	1	7	3	8t	14	15	15	13	8

NFC / OPPONENT/DEFENSE RANK

Tm	(A)	(B)	(C)	(D)	(E)	(F)	(G)	(H)	(I)	(J)	(K)	(L)	(M)	(N)	(O)	(P)	(Q)	(R)	(S)
ARI	15	14	14	5	13	15	12	6	16	16	8t	13	4	11	3	13	7t	16	16
ATL	6	5	12	15	7	3	7	11	13t	15	12t	7	9t	15	16	8	7t	6t	6
CAR	7	10	13	13	6	11	9	4	7	6	2t	6	12	10	6	4t	2t	6t	7
CHI	5	6	3	3	9	8	5	2	3t	9	2t	12	8	9	2	7	7t	4t	11
DAL	3	1	6	6	4	1	14t	3	6	10	12t	10	13	8	11	3	7t	10	8
DET	9	12	16	16	3	9	8	1	8	5	10t	16	16	4	10	16	7t	15	5
GB	13	11	9	12	12	10	13	8	9t	13	2t	14	15	6	9	12	2t	6t	10
LAR	2	3	4	8	5	4	2	15	1	4	12t	9	5	13	1	1	7t	1	2
MIN	8	4	7	7	8	7	4	5	11t	3	1	4	2	12	13	9	6	3	3
NO	14	16	8	2	15	16	10t	10	9t	14	8t	5	9t	2	7	15	5	11t	14
NYG	4	8	15	14	2	5	10t	16	3t	1	12t	3	7	1	5	6	7t	14	9
PHI	10	13	1	1	14	13	6	7	5	2	2t	8	3	7	12	4t	7t	9	12
SF	12	7	10	11	11	6	14t	9	11t	12	2t	1	14	3	4	10t	7t	11t	13
SEA	11	9	11	9	10	12	1	14	13t	7t	12t	11	1	5	8	10t	7t	13	15
TB	16	15	2	4	16	14	14t	13	15	7t	10t	2	9t	16	15	14	2t	2	4
WAS	1	2	5	10	1	2	3	12	2	11	2t	15	6	14	14	2	1	4t	1

- (A) Total Yards per Game
- (B) Yards per Play
- (C) Rushing Yards per Game
- (D) Rushing Yards per Attempt
- (E) Passing Net Yards per Game
- (F) Passing Net Yards per Play
- (G) Passing, Percent Had Intercepted
- (H) Sacks per Pass Play
- (I) First Downs per Game
- (J) Third Down Efficiency
- (K) Fourth Down Efficiency
- (L) Punt Return Average
- (M) Kickoff Return Average
- (N) Gross Punting Average
- (O) Net Punting Average
- (P) Points per Game
- (Q) Field Goal Percentage
- Combined Offense/Defense Rank
- (R) Points per Game Differential
- (S) Net Yards per Game Differential

WEEK 2 / THROUGH MONDAY, SEPTEMBER 17, 2018

NFL / TEAM/OFFENSE RANK

Tm	(A)	(B)	(C)	(D)	(E)	(F)	(G)	(H)	(I)	(J)	(K)	(L)	(M)	(N)	(O)	(P)	(Q)
BAL	8	22	23	30	7	18	15	19	2t	6	10t	15	9	3	6	3	1t
BUF	31	32	25t	22	31	31	32	31	31	30	18t	18t	6	13	22	31	19t
CIN	19	12	17	10	17	12	12	6	12t	7t	26t	12	20	28	13	4	1t
CLE	23	28	4	13	27	29	18	29	24t	27t	15t	13t	18	26	25	24t	29
DEN	4	4	2	4	13	10	31	4	7t	7t	1t	26	30t	16	11	13t	1t
HOU	13	15	1	3	21	20	21	27	16t	25	18t	13t	5	31	26	26	19t
IND	22	26	24	28	19	24	23	8	18t	1	26t	30t	12	14	10	18t	19t
JAC	9	9	9	8	12	11	16	1	9t	3	26t	11	26	32	27	12	1t
KC	6	2	10	9	9	2	1t	9	12t	11t	26t	1	24	7	1	1	1t
LAC	3	3	11t	7	3	4	9	10	2t	27t	1t	29	19	15	31	8	19t
MIA	26	21	6	11	28	19	24	24	26	20	18t	9	2	6	14	13t	1t
NE	20	20	18t	25	18	17	10	15	18t	26	1t	30t	16	8	8t	13t	17t
NYJ	18	13	16	21	15	7	28	22	22t	19	7t	2	15	17	20	7	1t
OAK	10	7	21	23	8	5	25	5	18t	17	18t	10	30t	21	16	28	1t
PIT	2	8	20	16t	2	9	20	13	1	15t	1t	8	22	27	30	9	31
TEN	25	23	15	29	25	14	29	2	27	18	10t	6	1	10	5	22t	1t
ARI	32	31	31	15	32	32	22	12	32	32	10t	3	25	5	24	32	32
ATL	15	10	8	6	16	13	17	16	22t	15t	18t	24	11	19	21	20	1t
CAR	16	14	5	1	20	21	11	20	5t	14	1t	7	10	12	8t	22t	1t
CHI	29	30	14	12	29	30	19	23	24t	10	15t	5	29	23	15	13t	1t
DAL	30	24	11t	5	30	27	1t	28	28	31	10t	25	30t	18	23	29t	24t
DET	11	18	30	14	6	22	27	3	7t	22	18t	28	8	22	32	18t	27
GB	17	16	25t	18	11	15	8	26	21	21	18t	22	23	9	18	10t	15
LAR	7	5	13	19	10	3	13	11	5t	4	15t	4	13	1	2	5	16
MIN	5	11	22	26	5	8	5	17	12t	5	18t	23	3	30	28	10t	30
NO	14	6	32	31	4	6	1t	14	9t	23t	1t	30t	7	11	7	6	19t
NYG	28	29	28	24	24	28	7	25	29	11t	10t	27	14	20	17	29t	1t
PHI	24	27	18t	16t	23	26	6	18	16t	9	9	20t	17	2	3	24t	28
SF	21	17	3	2	26	23	30	30	12t	23t	26t	16	4	24	12	17	1t
SEA	27	25	29	27	22	25	26	32	30	29	26t	18t	21	4	4	21	24t
TB	1	1	27	32	1	1	14	7	9t	2	26t	17	27	25	19	2	24t
WAS	12	19	7	20	14	16	1t	21	4	13	7t	20t	28	29	29	27	17t

Team/Offense Rank

- (A) Total Yards per Game
- (B) Yards per Play
- (C) Rushing Yards per Game
- (D) Rushing Yards per Attempt
- (E) Passing Net Yards per Game
- (F) Passing Net Yards per Play
- (G) Passing, Percent Had Intercepted
- (H) Sacks per Pass Play
- (I) First Downs per Game
- (J) Third Down Efficiency
- (K) Fourth Down Efficiency
- (L) Punt Return Average
- (M) Kickoff Return Average
- (N) Gross Punting Average
- (O) Net Punting Average
- (P) Points per Game
- (Q) Field Goal Percentage

WEEK 2 / THROUGH MONDAY, SEPTEMBER 17, 2018

NFL / OPPONENT/DEFENSE RANK

Tm	(A)	(B)	(C)	(D)	(E)	(F)	(G)	(H)	(I)	(J)	(K)	(L)	(M)	(N)	(O)	(P)	(Q)	(R)	(S)
BAL	2	1	15	14	3	1	13	12	6t	2	5t	18	23	12	19	6t	10t	2	2
BUF	18	18	22	11	16	25	29t	16	27	21t	1t	17	20	22	26	31t	18t	32	31
CIN	27	7	3	2	30	9	11	18t	30	32	19t	1	25	29	24	18	13	4	25
CLE	21	12	20	13	22	17	8	9	20t	15	1t	19	27	6	13	12t	4t	20	22
DEN	15	25	6t	9	21	26	10	5	6t	1	5t	12	11	31	32	14t	10t	12	5
HOU	12	10	21	5	12	23	21	23	11t	6	25t	3	8t	24	28	19	18t	26t	10
IND	10	16	9	19	17	15	26	15	13t	21t	19t	5	10	2	12	14t	14t	13t	16
JAC	7	6	16	21	9	8	25	18t	3t	7t	5t	4	13	28	25	5	14t	5	7
KC	32	31	6t	23	32	28	28	31	32	3	25t	2	7	15	1	29	4t	6t	30
LAC	9	20	14	16	13	24	9	7	9	16t	1t	32	12	18	27	25t	18t	13t	4
MIA	17	14	8	3	24	21	3	27t	15t	16t	5t	25t	31	23	21t	4	18t	6t	24
NE	28	21	27	25	23	20	15	27t	28	28t	5t	21	19	1	6t	20t	18t	21t	27
NYJ	5	4	11	12	8	5	2	20	11t	10t	5t	25t	30	25	2	6t	3	3	9
OAK	22	27	31	32	11	16	23t	30	20t	26	25t	10t	21t	30	31	24	16	29	15
PIT	25	19	30	26	14	14	23t	4	26	4t	5t	30	4t	9	11	28	2	23t	6
TEN	26	29	26	27	20	30	5	10	13t	9	5t	10t	32	17	3	16	10t	21t	29
ARI	30	28	28	8	27	31	22	11	31	31	19t	27	4t	19	6t	25t	18t	31	32
ATL	11	9	24	30	10	4	16	22	24t	30	25t	15	16t	27	30	12t	18t	13t	13
CAR	13	22	25	28	7	19	18	6	15t	14	5t	14	21t	16	10	8t	4t	13t	14
CHI	8	11	4	6	18	12	12	2	3t	20	5t	24	15	14	5	11	18t	10t	20
DAL	4	2	12	10	5	2	29t	3	10	23	25t	22	24	13	18	3	18t	19	17
DET	16	24	32	31	4	13	17	1	17	13	23t	31	29	7	17	31t	18t	30	12
GB	24	23	18	24	26	18	27	14	18t	27	5t	28	28	10	16	23	4t	13t	19
LAR	3	5	5	17	6	6	4	29	1	12	25t	20	6	21	4	1	18t	1	3
MIN	14	8	13	15	15	11	7	8	22t	10t	1t	9	2	20	21t	17	17	9	8
NO	29	32	17	4	29	32	19t	21	18t	28t	19t	13	16t	4	14	30	9	23t	26
NYG	6	15	29	29	2	7	19t	32	3t	4t	25t	8	14	3	9	10	18t	28	18
PHI	19	26	1	1	28	27	14	13	6t	7t	5t	16	3	11	20	8t	18t	18	21
SF	23	13	19	22	25	10	29t	17	22t	25	5t	6	26	5	8	20t	18t	23t	23
SEA	20	17	23	18	19	22	1	26	24t	16t	25t	23	1	8	15	20t	18t	26t	28
TB	31	30	2	7	31	29	29t	25	29	16t	23t	7	16t	32	29	27	4t	8	11
WAS	1	3	10	20	1	3	6	24	2	24	5t	29	8t	26	23	2	1	10t	1

Opponent/Defense Rank

- (A) Total Yards per Game
 - (B) Yards per Play
 - (C) Rushing Yards per Game
 - (D) Rushing Yards per Attempt
 - (E) Passing Net Yards per Game
 - (F) Passing Net Yards per Play
 - (G) Passing, Percent Had Intercepted
 - (H) Sacks per Pass Play
 - (I) First Downs per Game
 - (J) Third Down Efficiency
 - (K) Fourth Down Efficiency
 - (L) Punt Return Average
 - (M) Kickoff Return Average
 - (N) Gross Punting Average
 - (O) Net Punting Average
 - (P) Points per Game
 - (Q) Field Goal Percentage
- Combined Offense/Defense Rank
- (R) Points per Game Differential
 - (S) Net Yards per Game Differential

WEEK 2 / THROUGH MONDAY, SEPTEMBER 17, 2018**AFC / TOTAL OFFENSE**

Rank	Team	Total	Rushing	Passing	Total	Rushing	Passing
1)	Pittsburgh	947	192	755	473.5	96.0	377.5
2)	Los Angeles Chargers	890	232	658	445.0	116.0	329.0
3)	Denver	855	314	541	427.5	157.0	270.5
4)	Kansas City	811	233	578	405.5	116.5	289.0
5)	Baltimore	794	183	611	397.0	91.5	305.5
6)	Jacksonville	786	241	545	393.0	120.5	272.5
7)	Oakland	768	187	581	384.0	93.5	290.5
8)	Houston	762	315	447	381.0	157.5	223.5
9)	New York Jets	711	211	500	355.5	105.5	250.0
10)	Cincinnati	703	209	494	351.5	104.5	247.0
11)	New England	691	204	487	345.5	102.0	243.5
12)	Indianapolis	661	179	482	330.5	89.5	241.0
13)	Cleveland	654	270	384	327.0	135.0	192.0
14)	Tennessee	619	216	403	309.5	108.0	201.5
15)	Miami	599	255	344	299.5	127.5	172.0
16)	Buffalo	446	167	279	223.0	83.5	139.5

AFC / TOTAL DEFENSE

Rank	Team	Total	Rushing	Passing	Total	Rushing	Passing
1)	Baltimore	526	191	335	263.0	95.5	167.5
2)	New York Jets	596	174	422	298.0	87.0	211.0
3)	Jacksonville	626	196	430	313.0	98.0	215.0
4)	Los Angeles Chargers	655	190	465	327.5	95.0	232.5
5)	Indianapolis	664	166	498	332.0	83.0	249.0
6)	Houston	672	222	450	336.0	111.0	225.0
7)	Denver	679	156	523	339.5	78.0	261.5
8)	Miami	698	158	540	349.0	79.0	270.0
9)	Buffalo	718	226	492	359.0	113.0	246.0
10)	Cleveland	747	221	526	373.5	110.5	263.0
11)	Oakland	750	308	442	375.0	154.0	221.0
12)	Pittsburgh	776	304	472	388.0	152.0	236.0
13)	Tennessee	779	268	511	389.5	134.0	255.5
14)	Cincinnati	805	141	664	402.5	70.5	332.0
15)	New England	806	271	535	403.0	135.5	267.5
16)	Kansas City	1016	156	860	508.0	78.0	430.0

WEEK 2 / THROUGH MONDAY, SEPTEMBER 17, 2018**NFC / TOTAL OFFENSE**

Rank	Team	Total	Rushing	Passing	Total	Rushing	Passing
1)	Tampa Bay	965	155	810	482.5	77.5	405.0
2)	Minnesota	823	184	639	411.5	92.0	319.5
3)	Los Angeles Rams	797	230	567	398.5	115.0	283.5
4)	Detroit	766	137	629	383.0	68.5	314.5
5)	Washington	763	247	516	381.5	123.5	258.0
6)	New Orleans	750	105	645	375.0	52.5	322.5
7)	Atlanta	741	244	497	370.5	122.0	248.5
8)	Carolina	732	268	464	366.0	134.0	232.0
9)	Green Bay	721	167	554	360.5	83.5	277.0
10)	San Francisco	673	280	393	336.5	140.0	196.5
11)	Philadelphia	644	204	440	322.0	102.0	220.0
12)	Seattle	582	138	444	291.0	69.0	222.0
13)	New York Giants	579	149	430	289.5	74.5	215.0
14)	Chicago	565	225	340	282.5	112.5	170.0
15)	Dallas	530	232	298	265.0	116.0	149.0
16)	Arizona	350	122	228	175.0	61.0	114.0

NFC / TOTAL DEFENSE

Rank	Team	Total	Rushing	Passing	Total	Rushing	Passing
1)	Washington	494	172	322	247.0	86.0	161.0
2)	Los Angeles Rams	532	149	383	266.0	74.5	191.5
3)	Dallas	548	182	366	274.0	91.0	183.0
4)	New York Giants	603	275	328	301.5	137.5	164.0
5)	Chicago	646	143	503	323.0	71.5	251.5
6)	Atlanta	671	234	437	335.5	117.0	218.5
7)	Carolina	674	264	410	337.0	132.0	205.0
8)	Minnesota	678	188	490	339.0	94.0	245.0
9)	Detroit	695	359	336	347.5	179.5	168.0
10)	Philadelphia	735	117	618	367.5	58.5	309.0
11)	Seattle	741	232	509	370.5	116.0	254.5
12)	San Francisco	770	214	556	385.0	107.0	278.0
13)	Green Bay	774	207	567	387.0	103.5	283.5
14)	New Orleans	856	205	651	428.0	102.5	325.5
15)	Arizona	861	272	589	430.5	136.0	294.5
16)	Tampa Bay	887	134	753	443.5	67.0	376.5

WEEK 2 / THROUGH MONDAY, SEPTEMBER 17, 2018**NFL / TOTAL OFFENSE**

Rank	Team	Total	Rushing	Passing	Total	Rushing	Passing
1)	Tampa Bay	965	155	810	482.5	77.5	405.0
2)	Pittsburgh	947	192	755	473.5	96.0	377.5
3)	Los Angeles Chargers	890	232	658	445.0	116.0	329.0
4)	Denver	855	314	541	427.5	157.0	270.5
5)	Minnesota	823	184	639	411.5	92.0	319.5
6)	Kansas City	811	233	578	405.5	116.5	289.0
7)	Los Angeles Rams	797	230	567	398.5	115.0	283.5
8)	Baltimore	794	183	611	397.0	91.5	305.5
9)	Jacksonville	786	241	545	393.0	120.5	272.5
10)	Oakland	768	187	581	384.0	93.5	290.5
11)	Detroit	766	137	629	383.0	68.5	314.5
12)	Washington	763	247	516	381.5	123.5	258.0
13)	Houston	762	315	447	381.0	157.5	223.5
14)	New Orleans	750	105	645	375.0	52.5	322.5
15)	Atlanta	741	244	497	370.5	122.0	248.5
16)	Carolina	732	268	464	366.0	134.0	232.0
17)	Green Bay	721	167	554	360.5	83.5	277.0
18)	New York Jets	711	211	500	355.5	105.5	250.0
19)	Cincinnati	703	209	494	351.5	104.5	247.0
20)	New England	691	204	487	345.5	102.0	243.5
21)	San Francisco	673	280	393	336.5	140.0	196.5
22)	Indianapolis	661	179	482	330.5	89.5	241.0
23)	Cleveland	654	270	384	327.0	135.0	192.0
24)	Philadelphia	644	204	440	322.0	102.0	220.0
25)	Tennessee	619	216	403	309.5	108.0	201.5
26)	Miami	599	255	344	299.5	127.5	172.0
27)	Seattle	582	138	444	291.0	69.0	222.0
28)	New York Giants	579	149	430	289.5	74.5	215.0
29)	Chicago	565	225	340	282.5	112.5	170.0
30)	Dallas	530	232	298	265.0	116.0	149.0
31)	Buffalo	446	167	279	223.0	83.5	139.5
32)	Arizona	350	122	228	175.0	61.0	114.0

NFL / TOTAL DEFENSE

Rank	Team	Total	Rushing	Passing	Total	Rushing	Passing
1)	Washington	494	172	322	247.0	86.0	161.0
2)	Baltimore	526	191	335	263.0	95.5	167.5
3)	Los Angeles Rams	532	149	383	266.0	74.5	191.5
4)	Dallas	548	182	366	274.0	91.0	183.0
5)	New York Jets	596	174	422	298.0	87.0	211.0
6)	New York Giants	603	275	328	301.5	137.5	164.0
7)	Jacksonville	626	196	430	313.0	98.0	215.0
8)	Chicago	646	143	503	323.0	71.5	251.5
9)	Los Angeles Chargers	655	190	465	327.5	95.0	232.5
10)	Indianapolis	664	166	498	332.0	83.0	249.0
11)	Atlanta	671	234	437	335.5	117.0	218.5
12)	Houston	672	222	450	336.0	111.0	225.0
13)	Carolina	674	264	410	337.0	132.0	205.0
14)	Minnesota	678	188	490	339.0	94.0	245.0
15)	Denver	679	156	523	339.5	78.0	261.5
16)	Detroit	695	359	336	347.5	179.5	168.0
17)	Miami	698	158	540	349.0	79.0	270.0
18)	Buffalo	718	226	492	359.0	113.0	246.0
19)	Philadelphia	735	117	618	367.5	58.5	309.0
20)	Seattle	741	232	509	370.5	116.0	254.5
21)	Cleveland	747	221	526	373.5	110.5	263.0
22)	Oakland	750	308	442	375.0	154.0	221.0
23)	San Francisco	770	214	556	385.0	107.0	278.0
24)	Green Bay	774	207	567	387.0	103.5	283.5
25)	Pittsburgh	776	304	472	388.0	152.0	236.0
26)	Tennessee	779	268	511	389.5	134.0	255.5
27)	Cincinnati	805	141	664	402.5	70.5	332.0
28)	New England	806	271	535	403.0	135.5	267.5
29)	New Orleans	856	205	651	428.0	102.5	325.5
30)	Arizona	861	272	589	430.5	136.0	294.5
31)	Tampa Bay	887	134	753	443.5	67.0	376.5
32)	Kansas City	1016	156	860	508.0	78.0	430.0

WEEK 2 / THROUGH MONDAY, SEPTEMBER 17, 2018

AFC / TAKEAWAYS, GIVEAWAYS

Rank	Team	TAKEAWAYS			GIVEAWAYS			Net	
		Int	Fum	Total	Int	Fum	Total	Diff	
1)	Cleveland	3	5	8	2	0	2	=	+6
2)	Cincinnati	3	2	5	1	1	2	=	+3
3t)	Miami	5	1	6	2	2	4	=	+2
3t)	New York Jets	5	2	7	3	2	5	=	+2
5)	Kansas City	1	1	2	0	1	1	=	+1
6t)	Houston	1	2	3	2	1	3	=	0
6t)	Jacksonville	1	2	3	2	1	3	=	0
6t)	Los Angeles Chargers	2	0	2	1	1	2	=	0
6t)	New England	2	2	4	1	3	4	=	0
6t)	Tennessee	3	0	3	3	0	3	=	0
11t)	Denver	2	1	3	4	0	4	=	-1
11t)	Indianapolis	1	2	3	3	1	4	=	-1
13t)	Baltimore	2	0	2	2	2	4	=	-2
13t)	Oakland	1	0	1	3	0	3	=	-2
15)	Buffalo	0	1	1	4	0	4	=	-3
16)	Pittsburgh	1	1	2	3	3	6	=	-4
	Totals	33	22	55	36	18	54	=	+1

NFC / TAKEAWAYS, GIVEAWAYS

Rank	Team	TAKEAWAYS			GIVEAWAYS			Net	
		Int	Fum	Total	Int	Fum	Total	Diff	
1)	Los Angeles Rams	4	0	4	1	0	1	=	+3
2t)	Minnesota	3	1	4	1	1	2	=	+2
2t)	Tampa Bay	0	4	4	1	1	2	=	+2
2t)	Washington	3	1	4	0	2	2	=	+2
5t)	Atlanta	2	1	3	2	0	2	=	+1
5t)	Chicago	2	2	4	2	1	3	=	+1
5t)	Dallas	0	2	2	0	1	1	=	+1
8t)	Carolina	1	1	2	1	1	2	=	0
8t)	Green Bay	1	1	2	1	1	2	=	0
8t)	Seattle	5	0	5	3	2	5	=	0
11t)	Arizona	1	1	2	2	1	3	=	-1
11t)	Philadelphia	2	1	3	1	3	4	=	-1
13t)	New York Giants	1	0	1	1	2	3	=	-2
13t)	San Francisco	0	2	2	3	1	4	=	-2
15)	New Orleans	1	0	1	0	4	4	=	-3
16)	Detroit	1	1	2	5	1	6	=	-4
	Totals	27	18	45	24	22	46	=	-1

NFL / TAKEAWAYS, GIVEAWAYS

Rank	Team	TAKEAWAYS			GIVEAWAYS			Net	
		Int	Fum	Total	Int	Fum	Total	Diff	
1)	Cleveland	3	5	8	2	0	2	=	+6
2t)	Cincinnati	3	2	5	1	1	2	=	+3
2t)	Los Angeles Rams	4	0	4	1	0	1	=	+3
4t)	Miami	5	1	6	2	2	4	=	+2
4t)	New York Jets	5	2	7	3	2	5	=	+2
4t)	Minnesota	3	1	4	1	1	2	=	+2
4t)	Tampa Bay	0	4	4	1	1	2	=	+2
4t)	Washington	3	1	4	0	2	2	=	+2
9t)	Kansas City	1	1	2	0	1	1	=	+1
9t)	Atlanta	2	1	3	2	0	2	=	+1
9t)	Chicago	2	2	4	2	1	3	=	+1
9t)	Dallas	0	2	2	0	1	1	=	+1
13t)	Houston	1	2	3	2	1	3	=	0
13t)	Jacksonville	1	2	3	2	1	3	=	0
13t)	Los Angeles Chargers	2	0	2	1	1	2	=	0
13t)	New England	2	2	4	1	3	4	=	0
13t)	Tennessee	3	0	3	3	0	3	=	0
13t)	Carolina	1	1	2	1	1	2	=	0
13t)	Green Bay	1	1	2	1	1	2	=	0
13t)	Seattle	5	0	5	3	2	5	=	0
21t)	Denver	2	1	3	4	0	4	=	-1
21t)	Indianapolis	1	2	3	3	1	4	=	-1
21t)	Arizona	1	1	2	2	1	3	=	-1
21t)	Philadelphia	2	1	3	1	3	4	=	-1
25t)	Baltimore	2	0	2	2	2	4	=	-2
25t)	Oakland	1	0	1	3	0	3	=	-2
25t)	New York Giants	1	0	1	1	2	3	=	-2
25t)	San Francisco	0	2	2	3	1	4	=	-2
29t)	Buffalo	0	1	1	4	0	4	=	-3
29t)	New Orleans	1	0	1	0	4	4	=	-3
31t)	Pittsburgh	1	1	2	3	3	6	=	-4
31t)	Detroit	1	1	2	5	1	6	=	-4
	Totals	60	40	100	60	40	100	=	0

WEEK 2 / THROUGH MONDAY, SEPTEMBER 17, 2018**AFC / TEAM/OFFENSE INSIDE THE 20**

Rank	Team	Poss	Pts	TD	TD%	FG	Score	Score%
1t)	Baltimore	9	61	9	100.0	0	9	100.0
1t)	Kansas City	6	42	6	100.0	0	6	100.0
3)	Pittsburgh	7	42	6	85.7	0	6	85.7
4t)	Cincinnati	6	38	5	83.3	1	6	100.0
4t)	Los Angeles Chargers	6	38	5	83.3	1	6	100.0
6)	Cleveland	4	20	3	75.0	0	3	75.0
7t)	Indianapolis	6	31	4	66.7	1	5	83.3
7t)	New England	6	34	4	66.7	2	6	100.0
9t)	Denver	5	24	3	60.0	1	4	80.0
9t)	Jacksonville	5	27	3	60.0	2	5	100.0
11t)	Buffalo	4	20	2	50.0	2	4	100.0
11t)	Oakland	4	19	2	50.0	2	4	100.0
11t)	Tennessee	4	17	2	50.0	1	3	75.0
14)	Miami	8	26	3	37.5	2	5	62.5
15)	Houston	6	23	2	33.3	3	5	83.3
16)	New York Jets	6	13	1	16.7	2	3	50.0

AFC / OPPONENTS/DEFENSE INSIDE THE 20

Rank	Team	Poss	Pts	TD	TD%	FG	Score	Score%
1)	Tennessee	6	16	1	16.7	3	4	66.7
2t)	Jacksonville	4	16	1	25.0	3	4	100.0
2t)	Miami	4	7	1	25.0	0	1	25.0
4)	New York Jets	5	16	2	40.0	1	3	60.0
5)	Oakland	9	40	4	44.4	4	8	88.9
6t)	Denver	4	19	2	50.0	2	4	100.0
6t)	Indianapolis	4	20	2	50.0	2	4	100.0
6t)	New England	8	37	4	50.0	3	7	87.5
9)	Cleveland	7	32	4	57.1	1	5	71.4
10)	Baltimore	5	27	3	60.0	2	5	100.0
11t)	Cincinnati	6	30	4	66.7	1	5	83.3
11t)	Houston	6	34	4	66.7	2	6	100.0
13)	Los Angeles Chargers	5	31	4	80.0	1	5	100.0
14)	Pittsburgh	7	42	6	85.7	0	6	85.7
15)	Buffalo	10	65	9	90.0	1	10	100.0
16)	Kansas City	6	42	6	100.0	0	6	100.0

WEEK 2 / THROUGH MONDAY, SEPTEMBER 17, 2018**NFC / TEAM/OFFENSE INSIDE THE 20**

Rank	Team	Poss	Pts	TD	TD%	FG	Score	Score%
1)	Philadelphia	6	39	5	83.3	1	6	100.0
2)	Seattle	4	24	3	75.0	1	4	100.0
3t)	New Orleans	9	51	6	66.7	2	8	88.9
3t)	Tampa Bay	6	34	4	66.7	2	6	100.0
5)	Minnesota	5	21	3	60.0	0	3	60.0
6)	Carolina	7	30	4	57.1	1	5	71.4
7)	Atlanta	9	37	5	55.6	1	6	66.7
8)	Los Angeles Rams	11	57	6	54.5	4	10	90.9
9t)	Arizona	2	6	1	50.0	0	1	50.0
9t)	Dallas	4	21	2	50.0	2	4	100.0
9t)	Washington	6	30	3	50.0	3	6	100.0
12)	Chicago	7	33	3	42.9	4	7	100.0
13t)	Detroit	6	23	2	33.3	3	5	83.3
13t)	San Francisco	9	36	3	33.3	5	8	88.9
15)	Green Bay	7	26	2	28.6	4	6	85.7
16)	New York Giants	4	16	1	25.0	3	4	100.0

NFC / OPPONENTS/DEFENSE INSIDE THE 20

Rank	Team	Poss	Pts	TD	TD%	FG	Score	Score%
1)	Minnesota	9	32	2	22.2	6	8	88.9
2)	Detroit	9	36	3	33.3	5	8	88.9
3)	New York Giants	5	23	2	40.0	3	5	100.0
4t)	Dallas	7	26	3	42.9	2	5	71.4
4t)	Green Bay	7	30	3	42.9	3	6	85.7
4t)	Philadelphia	7	23	3	42.9	1	4	57.1
7t)	Los Angeles Rams	2	10	1	50.0	1	2	100.0
7t)	San Francisco	6	27	3	50.0	2	5	83.3
9)	New Orleans	5	26	3	60.0	2	5	100.0
10)	Arizona	10	58	7	70.0	2	9	90.0
11t)	Chicago	4	21	3	75.0	0	3	75.0
11t)	Seattle	4	24	3	75.0	1	4	100.0
13t)	Atlanta	5	32	4	80.0	1	5	100.0
13t)	Washington	5	27	4	80.0	0	4	80.0
15)	Tampa Bay	8	54	7	87.5	1	8	100.0
16)	Carolina	5	36	5	100.0	0	5	100.0

WEEK 2 / THROUGH MONDAY, SEPTEMBER 17, 2018

NFL / TEAM/OFFENSE INSIDE THE 20

Rank	Team	Poss	Pts	TD	TD%	FG	Score	Score%
1t)	Baltimore	9	61	9	100.0	0	9	100.0
1t)	Kansas City	6	42	6	100.0	0	6	100.0
3)	Pittsburgh	7	42	6	85.7	0	6	85.7
4t)	Cincinnati	6	38	5	83.3	1	6	100.0
4t)	Los Angeles Chargers	6	38	5	83.3	1	6	100.0
4t)	Philadelphia	6	39	5	83.3	1	6	100.0
7t)	Cleveland	4	20	3	75.0	0	3	75.0
7t)	Seattle	4	24	3	75.0	1	4	100.0
9t)	Indianapolis	6	31	4	66.7	1	5	83.3
9t)	New England	6	34	4	66.7	2	6	100.0
9t)	New Orleans	9	51	6	66.7	2	8	88.9
9t)	Tampa Bay	6	34	4	66.7	2	6	100.0
13t)	Denver	5	24	3	60.0	1	4	80.0
13t)	Jacksonville	5	27	3	60.0	2	5	100.0
13t)	Minnesota	5	21	3	60.0	0	3	60.0
16)	Carolina	7	30	4	57.1	1	5	71.4
17)	Atlanta	9	37	5	55.6	1	6	66.7
18)	Los Angeles Rams	11	57	6	54.5	4	10	90.9
19t)	Arizona	2	6	1	50.0	0	1	50.0
19t)	Buffalo	4	20	2	50.0	2	4	100.0
19t)	Dallas	4	21	2	50.0	2	4	100.0
19t)	Oakland	4	19	2	50.0	2	4	100.0
19t)	Tennessee	4	17	2	50.0	1	3	75.0
19t)	Washington	6	30	3	50.0	3	6	100.0
25)	Chicago	7	33	3	42.9	4	7	100.0
26)	Miami	8	26	3	37.5	2	5	62.5
27t)	Detroit	6	23	2	33.3	3	5	83.3
27t)	Houston	6	23	2	33.3	3	5	83.3
27t)	San Francisco	9	36	3	33.3	5	8	88.9
30)	Green Bay	7	26	2	28.6	4	6	85.7
31)	New York Giants	4	16	1	25.0	3	4	100.0
32)	New York Jets	6	13	1	16.7	2	3	50.0

NFL / OPPONENTS/DEFENSE INSIDE THE 20

Rank	Team	Poss	Pts	TD	TD%	FG	Score	Score%
1)	Tennessee	6	16	1	16.7	3	4	66.7
2)	Minnesota	9	32	2	22.2	6	8	88.9
3t)	Jacksonville	4	16	1	25.0	3	4	100.0
3t)	Miami	4	7	1	25.0	0	1	25.0
5)	Detroit	9	36	3	33.3	5	8	88.9
6t)	New York Giants	5	23	2	40.0	3	5	100.0
6t)	New York Jets	5	16	2	40.0	1	3	60.0
8t)	Dallas	7	26	3	42.9	2	5	71.4
8t)	Green Bay	7	30	3	42.9	3	6	85.7
8t)	Philadelphia	7	23	3	42.9	1	4	57.1
11)	Oakland	9	40	4	44.4	4	8	88.9
12t)	Denver	4	19	2	50.0	2	4	100.0
12t)	Indianapolis	4	20	2	50.0	2	4	100.0
12t)	Los Angeles Rams	2	10	1	50.0	1	2	100.0
12t)	New England	8	37	4	50.0	3	7	87.5
12t)	San Francisco	6	27	3	50.0	2	5	83.3
17)	Cleveland	7	32	4	57.1	1	5	71.4
18t)	Baltimore	5	27	3	60.0	2	5	100.0
18t)	New Orleans	5	26	3	60.0	2	5	100.0
20t)	Cincinnati	6	30	4	66.7	1	5	83.3
20t)	Houston	6	34	4	66.7	2	6	100.0
22)	Arizona	10	58	7	70.0	2	9	90.0
23t)	Chicago	4	21	3	75.0	0	3	75.0
23t)	Seattle	4	24	3	75.0	1	4	100.0
25t)	Atlanta	5	32	4	80.0	1	5	100.0
25t)	Los Angeles Chargers	5	31	4	80.0	1	5	100.0
25t)	Washington	5	27	4	80.0	0	4	80.0
28)	Pittsburgh	7	42	6	85.7	0	6	85.7
29)	Tampa Bay	8	54	7	87.5	1	8	100.0
30)	Buffalo	10	65	9	90.0	1	10	100.0
31t)	Carolina	5	36	5	100.0	0	5	100.0
31t)	Kansas City	6	42	6	100.0	0	6	100.0

WEEK 2 / THROUGH MONDAY, SEPTEMBER 17, 2018

AFC / OFFENSE/TEAMS: FIRST DOWNS, THIRD DOWNS, FOURTH DOWNS

Rank	Team	FIRST DOWNS				THIRD DOWNS			FOURTH DOWNS		
		Total	Rush	Pass	Pen	Made	Att	Pct	Made	Att	Pct
1)	Pittsburgh	58	9	42	7	10	26	38.5	2	2	100.0
2t)	Baltimore	54	16	33	5	13	30	43.3	2	4	50.0
2t)	Los Angeles Chargers	54	12	39	3	6	20	30.0	1	1	100.0
4)	Denver	45	18	24	3	12	28	42.9	1	1	100.0
5)	Jacksonville	44	9	35	0	14	27	51.9	0	0	---
6t)	Cincinnati	43	11	25	7	9	21	42.9	0	0	---
6t)	Kansas City	43	11	27	5	6	15	40.0	0	0	---
8)	Houston	42	16	21	5	7	22	31.8	0	1	0.0
9t)	Indianapolis	41	9	27	5	20	33	60.6	0	0	---
9t)	New England	41	10	28	3	8	26	30.8	1	1	100.0
9t)	Oakland	41	10	27	4	8	21	38.1	0	1	0.0
12)	New York Jets	39	10	27	2	9	24	37.5	2	3	66.7
13)	Cleveland	38	14	16	8	9	30	30.0	1	3	33.3
14)	Miami	36	13	18	5	8	23	34.8	0	1	0.0
15)	Tennessee	34	11	20	3	11	29	37.9	2	4	50.0
16)	Buffalo	27	8	15	4	7	29	24.1	0	1	0.0
	Totals	680	187	424	69	157	404	38.9	12	23	52.2

AFC / DEFENSE/OPPONENTS: FIRST DOWNS, THIRD DOWNS, FOURTH DOWNS

Rank	Team	FIRST DOWNS				THIRD DOWNS			FOURTH DOWNS		
		Total	Rush	Pass	Pen	Made	Att	Pct	Made	Att	Pct
1)	Jacksonville	33	8	20	5	8	25	32.0	0	2	0.0
2t)	Baltimore	34	9	19	6	7	28	25.0	0	1	0.0
2t)	Denver	34	4	26	4	5	22	22.7	0	1	0.0
4)	Los Angeles Chargers	36	12	20	4	9	24	37.5	0	0	---
5t)	Houston	38	12	23	3	9	29	31.0	3	3	100.0
5t)	New York Jets	38	8	24	6	9	26	34.6	0	2	0.0
7t)	Indianapolis	39	9	27	3	9	23	39.1	1	2	50.0
7t)	Tennessee	39	13	22	4	7	21	33.3	0	1	0.0
9)	Miami	40	7	30	3	9	24	37.5	0	2	0.0
10t)	Cleveland	43	11	28	4	10	27	37.0	0	0	---
10t)	Oakland	43	18	22	3	12	27	44.4	1	1	100.0
12)	Pittsburgh	46	14	23	9	7	23	30.4	0	1	0.0
13)	Buffalo	47	16	29	2	9	23	39.1	0	0	---
14)	New England	48	15	30	3	12	25	48.0	0	1	0.0
15)	Cincinnati	52	9	37	6	18	33	54.5	2	4	50.0
16)	Kansas City	66	9	48	9	6	22	27.3	3	3	100.0
	Totals	676	174	428	74	146	402	36.3	10	24	41.7

WEEK 2 / THROUGH MONDAY, SEPTEMBER 17, 2018

NFC / OFFENSE/TEAMS: FIRST DOWNS, THIRD DOWNS, FOURTH DOWNS

Rank	Team	FIRST DOWNS				THIRD DOWNS			FOURTH DOWNS		
		Total	Rush	Pass	Pen	Made	Att	Pct	Made	Att	Pct
1)	Washington	50	14	29	7	11	28	39.3	2	3	66.7
2t)	Carolina	47	15	29	3	9	23	39.1	1	1	100.0
2t)	Los Angeles Rams	47	16	27	4	12	26	46.2	1	3	33.3
4)	Detroit	45	7	32	6	10	29	34.5	0	3	0.0
5t)	New Orleans	44	9	30	5	7	21	33.3	1	1	100.0
5t)	Tampa Bay	44	6	34	4	12	23	52.2	0	0	---
7t)	Minnesota	43	6	35	2	14	31	45.2	0	1	0.0
7t)	San Francisco	43	12	23	8	8	24	33.3	0	0	---
9)	Philadelphia	42	15	20	7	13	31	41.9	3	5	60.0
10)	Green Bay	40	11	25	4	9	26	34.6	0	1	0.0
11)	Atlanta	39	14	21	4	10	26	38.5	0	1	0.0
12)	Chicago	38	14	19	5	12	29	41.4	1	3	33.3
13)	Dallas	33	13	16	4	5	21	23.8	1	2	50.0
14)	New York Giants	32	9	19	4	12	30	40.0	2	4	50.0
15)	Seattle	30	7	20	3	7	25	28.0	0	0	---
16)	Arizona	19	8	10	1	4	20	20.0	1	2	50.0
	Totals	636	176	389	71	155	413	37.5	13	30	43.3

NFC / DEFENSE/OPPONENTS: FIRST DOWNS, THIRD DOWNS, FOURTH DOWNS

Rank	Team	FIRST DOWNS				THIRD DOWNS			FOURTH DOWNS		
		Total	Rush	Pass	Pen	Made	Att	Pct	Made	Att	Pct
1)	Los Angeles Rams	25	8	15	2	8	23	34.8	1	1	100.0
2)	Washington	31	12	16	3	10	24	41.7	0	1	0.0
3t)	Chicago	33	8	24	1	10	26	38.5	0	1	0.0
3t)	New York Giants	33	13	19	1	7	23	30.4	1	1	100.0
5)	Philadelphia	34	5	26	3	8	25	32.0	0	1	0.0
6)	Dallas	37	15	20	2	12	29	41.4	2	2	100.0
7)	Carolina	40	14	22	4	8	22	36.4	0	1	0.0
8)	Detroit	41	13	23	5	9	25	36.0	2	3	66.7
9t)	Green Bay	42	10	28	4	14	31	45.2	0	2	0.0
9t)	New Orleans	42	9	27	6	12	25	48.0	1	2	50.0
11t)	Minnesota	44	15	21	8	9	26	34.6	0	0	---
11t)	San Francisco	44	8	32	4	14	33	42.4	0	2	0.0
13t)	Atlanta	45	13	26	6	13	27	48.1	1	1	100.0
13t)	Seattle	45	15	26	4	9	24	37.5	1	1	100.0
15)	Tampa Bay	50	13	33	4	9	24	37.5	4	6	66.7
16)	Arizona	54	18	27	9	14	28	50.0	2	4	50.0
	Totals	640	189	385	66	166	415	40.0	15	29	51.7

WEEK 2 / THROUGH MONDAY, SEPTEMBER 17, 2018

NFL / OFFENSE/TEAMS: FIRST DOWNS, THIRD DOWNS, FOURTH DOWNS

Rank	Team	FIRST DOWNS				THIRD DOWNS			FOURTH DOWNS		
		Total	Rush	Pass	Pen	Made	Att	Pct	Made	Att	Pct
1)	Pittsburgh	58	9	42	7	10	26	38.5	2	2	100.0
2t)	Baltimore	54	16	33	5	13	30	43.3	2	4	50.0
2t)	Los Angeles Chargers	54	12	39	3	6	20	30.0	1	1	100.0
4)	Washington	50	14	29	7	11	28	39.3	2	3	66.7
5t)	Carolina	47	15	29	3	9	23	39.1	1	1	100.0
5t)	Los Angeles Rams	47	16	27	4	12	26	46.2	1	3	33.3
7t)	Denver	45	18	24	3	12	28	42.9	1	1	100.0
7t)	Detroit	45	7	32	6	10	29	34.5	0	3	0.0
9t)	Jacksonville	44	9	35	0	14	27	51.9	0	0	---
9t)	New Orleans	44	9	30	5	7	21	33.3	1	1	100.0
9t)	Tampa Bay	44	6	34	4	12	23	52.2	0	0	---
12t)	Cincinnati	43	11	25	7	9	21	42.9	0	0	---
12t)	Kansas City	43	11	27	5	6	15	40.0	0	0	---
12t)	Minnesota	43	6	35	2	14	31	45.2	0	1	0.0
12t)	San Francisco	43	12	23	8	8	24	33.3	0	0	---
16t)	Houston	42	16	21	5	7	22	31.8	0	1	0.0
16t)	Philadelphia	42	15	20	7	13	31	41.9	3	5	60.0
18t)	Indianapolis	41	9	27	5	20	33	60.6	0	0	---
18t)	New England	41	10	28	3	8	26	30.8	1	1	100.0
18t)	Oakland	41	10	27	4	8	21	38.1	0	1	0.0
21)	Green Bay	40	11	25	4	9	26	34.6	0	1	0.0
22t)	New York Jets	39	10	27	2	9	24	37.5	2	3	66.7
22t)	Atlanta	39	14	21	4	10	26	38.5	0	1	0.0
24t)	Cleveland	38	14	16	8	9	30	30.0	1	3	33.3
24t)	Chicago	38	14	19	5	12	29	41.4	1	3	33.3
26)	Miami	36	13	18	5	8	23	34.8	0	1	0.0
27)	Tennessee	34	11	20	3	11	29	37.9	2	4	50.0
28)	Dallas	33	13	16	4	5	21	23.8	1	2	50.0
29)	New York Giants	32	9	19	4	12	30	40.0	2	4	50.0
30)	Seattle	30	7	20	3	7	25	28.0	0	0	---
31)	Buffalo	27	8	15	4	7	29	24.1	0	1	0.0
32)	Arizona	19	8	10	1	4	20	20.0	1	2	50.0
	Totals	1316	363	813	140	312	817	38.2	25	53	47.2

NFL / DEFENSE/OPPONENTS: FIRST DOWNS, THIRD DOWNS, FOURTH DOWNS

Rank	Team	FIRST DOWNS				THIRD DOWNS			FOURTH DOWNS		
		Total	Rush	Pass	Pen	Made	Att	Pct	Made	Att	Pct
1)	Los Angeles Rams	25	8	15	2	8	23	34.8	1	1	100.0
2)	Washington	31	12	16	3	10	24	41.7	0	1	0.0
3t)	Jacksonville	33	8	20	5	8	25	32.0	0	2	0.0
3t)	Chicago	33	8	24	1	10	26	38.5	0	1	0.0
3t)	New York Giants	33	13	19	1	7	23	30.4	1	1	100.0
6t)	Baltimore	34	9	19	6	7	28	25.0	0	1	0.0
6t)	Denver	34	4	26	4	5	22	22.7	0	1	0.0
6t)	Philadelphia	34	5	26	3	8	25	32.0	0	1	0.0
9)	Los Angeles Chargers	36	12	20	4	9	24	37.5	0	0	---
10)	Dallas	37	15	20	2	12	29	41.4	2	2	100.0
11t)	Houston	38	12	23	3	9	29	31.0	3	3	100.0
11t)	New York Jets	38	8	24	6	9	26	34.6	0	2	0.0
13t)	Indianapolis	39	9	27	3	9	23	39.1	1	2	50.0
13t)	Tennessee	39	13	22	4	7	21	33.3	0	1	0.0
15t)	Miami	40	7	30	3	9	24	37.5	0	2	0.0
15t)	Carolina	40	14	22	4	8	22	36.4	0	1	0.0
17)	Detroit	41	13	23	5	9	25	36.0	2	3	66.7
18t)	Green Bay	42	10	28	4	14	31	45.2	0	2	0.0
18t)	New Orleans	42	9	27	6	12	25	48.0	1	2	50.0
20t)	Cleveland	43	11	28	4	10	27	37.0	0	0	---
20t)	Oakland	43	18	22	3	12	27	44.4	1	1	100.0
22t)	Minnesota	44	15	21	8	9	26	34.6	0	0	---
22t)	San Francisco	44	8	32	4	14	33	42.4	0	2	0.0
24t)	Atlanta	45	13	26	6	13	27	48.1	1	1	100.0
24t)	Seattle	45	15	26	4	9	24	37.5	1	1	100.0
26)	Pittsburgh	46	14	23	9	7	23	30.4	0	1	0.0
27)	Buffalo	47	16	29	2	9	23	39.1	0	0	---
28)	New England	48	15	30	3	12	25	48.0	0	1	0.0
29)	Tampa Bay	50	13	33	4	9	24	37.5	4	6	66.7
30)	Cincinnati	52	9	37	6	18	33	54.5	2	4	50.0
31)	Arizona	54	18	27	9	14	28	50.0	2	4	50.0
32)	Kansas City	66	9	48	9	6	22	27.3	3	3	100.0
	Totals	1316	363	813	140	312	817	38.2	25	53	47.2

WEEK 2 / THROUGH MONDAY, SEPTEMBER 17, 2018**AFC / FIRST-DOWN PLAYS BY TEAMS**

Rank	Team	Yds/Play	Plays	Yards
1)	Kansas City	7.51	55	413
2)	Los Angeles Chargers	7.42	67	497
3)	Oakland	6.82	57	389
4)	Miami	6.55	56	367
5)	Jacksonville	6.48	62	402
6)	Pittsburgh	6.26	78	488
7)	Denver	6.02	61	367
8)	Cincinnati	5.72	54	309
9)	New York Jets	4.96	56	278
10)	New England	4.56	59	269
11)	Baltimore	4.35	69	300
12)	Tennessee	4.19	52	218
13)	Cleveland	4.10	62	254
14)	Indianapolis	3.86	56	216
15)	Houston	3.52	61	215
16)	Buffalo	3.51	51	179
	TOTAL	5.40	956	5161

AFC / FIRST-DOWN PLAYS BY OPPONENTS

Rank	Team	Yds/Play	Plays	Yards
1)	Jacksonville	3.69	51	188
2)	Cincinnati	4.14	66	273
3)	Baltimore	4.29	56	240
4)	Houston	4.67	55	257
5)	Miami	4.72	61	288
6)	Indianapolis	5.35	54	289
7)	Los Angeles Chargers	5.37	52	279
8)	New England	5.41	68	368
9)	Pittsburgh	5.42	66	358
10)	Buffalo	5.47	62	339
11)	Oakland	5.59	56	313
12)	New York Jets	5.60	58	325
13)	Cleveland	5.80	71	412
14)	Tennessee	5.98	56	335
15)	Denver	6.94	53	368
16)	Kansas City	7.07	75	530
	TOTAL	5.38	960	5162

WEEK 2 / THROUGH MONDAY, SEPTEMBER 17, 2018**NFC / FIRST-DOWN PLAYS BY TEAMS**

Rank	Team	Yds/Play	Plays	Yards
1)	Tampa Bay	9.72	58	564
2)	San Francisco	7.92	61	483
3)	Los Angeles Rams	7.44	59	439
4)	New Orleans	7.17	59	423
5)	Carolina	6.97	64	446
6)	Atlanta	5.73	56	321
7)	Dallas	5.71	49	280
8)	Detroit	5.65	65	367
9)	Seattle	5.35	52	278
10)	Minnesota	5.18	60	311
11)	Washington	4.81	67	322
12)	Green Bay	4.52	58	262
13)	Philadelphia	4.28	58	248
14)	Chicago	4.07	55	224
15)	Arizona	3.50	38	133
16)	New York Giants	2.55	51	130
TOTAL		5.75	910	5231

NFC / FIRST-DOWN PLAYS BY OPPONENTS

Rank	Team	Yds/Play	Plays	Yards
1)	Dallas	3.76	55	207
2)	Chicago	4.06	52	211
3)	Washington	4.27	48	205
4)	San Francisco	4.92	63	310
5)	Los Angeles Rams	5.05	44	222
6)	Seattle	5.36	64	343
7)	Carolina	5.37	54	290
8)	Green Bay	5.49	57	313
9)	Minnesota	5.70	64	365
10)	Atlanta	5.80	60	348
11)	New York Giants	6.58	52	342
12)	Arizona	6.60	65	429
13)	Philadelphia	6.72	54	363
14)	Tampa Bay	7.10	63	447
15)	Detroit	7.24	55	398
16)	New Orleans	7.80	56	437
TOTAL		5.77	906	5230

WEEK 2 / THROUGH MONDAY, SEPTEMBER 17, 2018**NFL / FIRST-DOWN PLAYS BY TEAMS**

Rank	Team	Yds/Play	Plays	Yards
1)	Tampa Bay	9.72	58	564
2)	San Francisco	7.92	61	483
3)	Kansas City	7.51	55	413
4)	Los Angeles Rams	7.44	59	439
5)	Los Angeles Chargers	7.42	67	497
6)	New Orleans	7.17	59	423
7)	Carolina	6.97	64	446
8)	Oakland	6.82	57	389
9)	Miami	6.55	56	367
10)	Jacksonville	6.48	62	402
11)	Pittsburgh	6.26	78	488
12)	Denver	6.02	61	367
13)	Atlanta	5.73	56	321
14)	Cincinnati	5.72	54	309
15)	Dallas	5.71	49	280
16)	Detroit	5.65	65	367
17)	Seattle	5.35	52	278
18)	Minnesota	5.18	60	311
19)	New York Jets	4.96	56	278
20)	Washington	4.81	67	322
21)	New England	4.56	59	269
22)	Green Bay	4.52	58	262
23)	Baltimore	4.35	69	300
24)	Philadelphia	4.28	58	248
25)	Tennessee	4.19	52	218
26)	Cleveland	4.10	62	254
27)	Chicago	4.07	55	224
28)	Indianapolis	3.86	56	216
29)	Houston	3.52	61	215
30)	Buffalo	3.51	51	179
31)	Arizona	3.50	38	133
32)	New York Giants	2.55	51	130
	TOTAL	5.57	1866	10392

NFL / FIRST-DOWN PLAYS BY OPPONENTS

Rank	Team	Yds/Play	Plays	Yards
1)	Jacksonville	3.69	51	188
2)	Dallas	3.76	55	207
3)	Chicago	4.06	52	211
4)	Cincinnati	4.14	66	273
5)	Washington	4.27	48	205
6)	Baltimore	4.29	56	240
7)	Houston	4.67	55	257
8)	Miami	4.72	61	288
9)	San Francisco	4.92	63	310
10)	Los Angeles Rams	5.05	44	222
11)	Indianapolis	5.35	54	289
12)	Seattle	5.36	64	343
13)	Los Angeles Chargers	5.37	52	279
14)	Carolina	5.37	54	290
15)	New England	5.41	68	368
16)	Pittsburgh	5.42	66	358
17)	Buffalo	5.47	62	339
18)	Green Bay	5.49	57	313
19)	Oakland	5.59	56	313
20)	New York Jets	5.60	58	325
21)	Minnesota	5.70	64	365
22)	Atlanta	5.80	60	348
23)	Cleveland	5.80	71	412
24)	Tennessee	5.98	56	335
25)	New York Giants	6.58	52	342
26)	Arizona	6.60	65	429
27)	Philadelphia	6.72	54	363
28)	Denver	6.94	53	368
29)	Kansas City	7.07	75	530
30)	Tampa Bay	7.10	63	447
31)	Detroit	7.24	55	398
32)	New Orleans	7.80	56	437
	TOTAL	5.57	1866	10392

WEEK 2 / THROUGH MONDAY, SEPTEMBER 17, 2018

AFC / KICKOFFS (Receiving Team)

Rank	Team	TotKO	AdjKO	TB	TB%	EZ	EZ%	OB	I20	Avg.Start
1)	Miami	9	8	5	62.5	8	88.9	0	0	34.5
2)	Tennessee	10	10	8	80.0	8	80.0	0	0	33.5
3)	Buffalo	15	15	8	53.3	12	80.0	0	0	28.5
4)	Houston	11	11	6	54.5	9	81.8	0	0	28.2
5)	Cincinnati	11	9	6	66.7	7	63.6	0	0	25.1
6)	Denver	10	10	10	100.0	10	100.0	0	0	25.0
6t)	Oakland	13	13	13	100.0	13	100.0	0	0	25.0
8)	Baltimore	9	9	7	77.8	9	100.0	0	0	24.9
9)	Kansas City	12	12	10	83.3	11	91.7	0	0	24.8
10)	Indianapolis	11	11	8	72.7	10	90.9	0	0	24.5
11)	Pittsburgh	12	12	5	41.7	7	58.3	0	2	24.3
12)	New England	11	11	8	72.7	10	90.9	0	2	24.2
13)	New York Jets	8	8	6	75.0	6	75.0	0	1	23.5
14)	Los Angeles Char	12	11	9	81.8	11	91.7	0	2	22.1
15)	Jacksonville	10	9	5	55.6	7	70.0	0	3	21.9
16)	Cleveland	10	10	4	40.0	7	70.0	0	3	21.0
	Totals	174	169	118	69.8	145	85.8	0	13	25.7

AFC / KICKOFFS (Kicking Team)

Rank	Team	TotKO	AdjKO	TB	TB%	EZ	EZ%	OB	I20	Avg.Start
1)	Pittsburgh	11	11	8	72.7	9	81.8	0	3	21.2
2)	Kansas City	15	15	9	60.0	12	80.0	0	4	21.6
3)	Indianapolis	10	9	7	77.8	7	70.0	0	1	23.8
4)	Jacksonville	11	11	8	72.7	10	90.9	0	2	23.8
5)	Buffalo	7	6	5	83.3	6	85.7	0	0	24.2
6)	Houston	9	9	8	88.9	9	100.0	0	1	24.2
7)	Denver	11	11	9	81.8	9	81.8	0	1	24.8
8)	Los Angeles Char	12	12	8	66.7	10	83.3	0	0	24.8
9)	Oakland	9	9	6	66.7	8	88.9	0	1	24.9
10)	Cincinnati	14	14	11	78.6	14	100.0	0	0	24.9
11)	New York Jets	13	13	12	92.3	13	100.0	0	0	25.3
12)	New England	11	11	3	27.3	7	63.6	0	3	26.1
13)	Cleveland	9	9	5	55.6	7	77.8	0	0	27.8
14)	Baltimore	14	13	6	46.2	10	71.4	0	0	28.8
15)	Tennessee	10	9	7	77.8	9	90.0	0	0	33.0
16)	Miami	10	10	8	80.0	8	80.0	0	0	33.5
	Totals	176	172	120	69.8	148	86.0	0	16	25.7

Note: Average team drive start DOES NOT include onside kicks or kickoffs at the end of a half unless either kickoff is returned for a touchdown. All other kickoffs (returned kickoffs, fair catches, touchback and kickoffs out of bounds) are included. Kickoffs resulting in the kicking team retaining possession are not included.

ADJ KO: Adjusted kickoffs are used to compute the Avg. Team Drive Start.

I20: The number of drives that start inside (not including) the 20 yd line.

WEEK 2 / THROUGH MONDAY, SEPTEMBER 17, 2018**NFC / KICKOFFS (Receiving Team)**

Rank	Team	TotKO	AdjKO	TB	TB%	EZ	EZ%	OB	I20	Avg.Start
1)	San Francisco	11	10	6	60.0	10	90.9	0	1	28.0
2)	New Orleans	14	14	10	71.4	12	85.7	0	0	26.9
3)	Minnesota	13	13	11	84.6	12	92.3	0	0	26.8
4)	Atlanta	9	9	7	77.8	9	100.0	0	1	26.4
5)	Detroit	16	16	11	68.8	14	87.5	0	0	26.2
6)	Green Bay	11	11	7	63.6	8	72.7	0	0	26.2
7)	Dallas	8	6	6	100.0	6	75.0	1	0	25.0
8)	Seattle	11	11	9	81.8	9	81.8	0	1	24.8
9)	Tampa Bay	11	11	8	72.7	8	72.7	0	1	24.7
10)	Arizona	10	10	7	70.0	7	70.0	0	1	24.4
11)	Carolina	8	8	7	87.5	8	100.0	0	1	24.1
12)	New York Giants	10	10	7	70.0	10	100.0	0	1	24.1
13)	Los Angeles Rams	5	5	1	20.0	4	80.0	0	1	23.8
14)	Philadelphia	9	9	7	77.8	8	88.9	0	1	23.4
15)	Chicago	8	7	5	71.4	6	75.0	0	2	22.6
16)	Washington	6	6	3	50.0	4	66.7	0	2	18.8
Totals		160	156	112	71.8	135	86.5	1	13	25.2

NFC / KICKOFFS (Kicking Team)

Rank	Team	TotKO	AdjKO	TB	TB%	EZ	EZ%	OB	I20	Avg.Start
1)	Arizona	3	3	0	0.0	2	66.7	0	1	16.3
2)	Atlanta	10	10	7	70.0	9	90.0	0	2	22.9
3)	Seattle	8	7	6	85.7	6	75.0	0	1	23.6
4)	New York Giants	9	6	5	83.3	6	66.7	1	0	24.2
5)	Los Angeles Rams	13	13	10	76.9	10	76.9	0	1	24.5
6)	Carolina	9	9	7	77.8	9	100.0	0	1	24.8
7)	Washington	9	9	8	88.9	8	88.9	0	0	24.9
8)	Dallas	7	7	5	71.4	7	100.0	0	0	25.3
9)	Minnesota	10	10	9	90.0	9	90.0	0	0	25.6
10)	Philadelphia	8	8	7	87.5	7	87.5	0	1	25.6
11)	Chicago	11	11	8	72.7	9	81.8	0	0	25.6
12)	New Orleans	12	12	7	58.3	9	75.0	0	0	25.8
13)	Tampa Bay	14	14	11	78.6	12	85.7	0	0	25.9
14)	Green Bay	13	13	10	76.9	12	92.3	0	1	26.2
15)	San Francisco	12	12	7	58.3	10	83.3	0	0	26.6
16)	Detroit	10	9	3	33.3	7	70.0	0	2	27.0
Totals		158	153	110	71.9	132	86.3	1	10	25.2

Note: Average team drive start DOES NOT include onside kicks or kickoffs at the end of a half unless either kickoff is returned for a touchdown. All other kickoffs (returned kickoffs, fair catches, touchback and kickoffs out of bounds) are included. Kickoffs resulting in the kicking team retaining possession are not included.

ADJ KO: Adjusted kickoffs are used to compute the Avg. Team Drive Start.

I20: The number of drives that start inside (not including) the 20 yd line.

WEEK 2 / THROUGH MONDAY, SEPTEMBER 17, 2018

NFL / KICKOFFS (Receiving Team)

Rank	Team	TotKO	AdjKO	TB	TB%	EZ	EZ%	OB	I20	Avg.Start
1)	Miami	9	8	5	62.5	8	88.9	0	0	34.5
2)	Tennessee	10	10	8	80.0	8	80.0	0	0	33.5
3)	Buffalo	15	15	8	53.3	12	80.0	0	0	28.5
4)	Houston	11	11	6	54.5	9	81.8	0	0	28.2
5)	San Francisco	11	10	6	60.0	10	90.9	0	1	28.0
6)	New Orleans	14	14	10	71.4	12	85.7	0	0	26.9
7)	Minnesota	13	13	11	84.6	12	92.3	0	0	26.8
8)	Atlanta	9	9	7	77.8	9	100.0	0	1	26.4
9)	Detroit	16	16	11	68.8	14	87.5	0	0	26.2
10)	Green Bay	11	11	7	63.6	8	72.7	0	0	26.2
11)	Cincinnati	11	9	6	66.7	7	63.6	0	0	25.1
12)	Dallas	8	6	6	100.0	6	75.0	1	0	25.0
12t)	Denver	10	10	10	100.0	10	100.0	0	0	25.0
12t)	Oakland	13	13	13	100.0	13	100.0	0	0	25.0
15)	Baltimore	9	9	7	77.8	9	100.0	0	0	24.9
16)	Kansas City	12	12	10	83.3	11	91.7	0	0	24.8
17)	Seattle	11	11	9	81.8	9	81.8	0	1	24.8
18)	Tampa Bay	11	11	8	72.7	8	72.7	0	1	24.7
19)	Indianapolis	11	11	8	72.7	10	90.9	0	0	24.5
20)	Arizona	10	10	7	70.0	7	70.0	0	1	24.4
21)	Pittsburgh	12	12	5	41.7	7	58.3	0	2	24.3
22)	New England	11	11	8	72.7	10	90.9	0	2	24.2
23)	Carolina	8	8	7	87.5	8	100.0	0	1	24.1
24)	New York Giants	10	10	7	70.0	10	100.0	0	1	24.1
25)	Los Angeles Rams	5	5	1	20.0	4	80.0	0	1	23.8
26)	New York Jets	8	8	6	75.0	6	75.0	0	1	23.5
27)	Philadelphia	9	9	7	77.8	8	88.9	0	1	23.4
28)	Chicago	8	7	5	71.4	6	75.0	0	2	22.6
29)	Los Angeles Char	12	11	9	81.8	11	91.7	0	2	22.1
30)	Jacksonville	10	9	5	55.6	7	70.0	0	3	21.9
31)	Cleveland	10	10	4	40.0	7	70.0	0	3	21.0
32)	Washington	6	6	3	50.0	4	66.7	0	2	18.8
Totals		334	325	230	70.8	280	86.2	1	26	25.4

Note: Average opponent drive start DOES NOT include onside kicks or kickoffs at the end of a half unless either kickoff is returned for a touchdown. All other kickoffs (returned kickoffs, fair catches, touchback and kickoffs out of bounds) are included. Kickoffs resulting in the kicking team retaining possession are not included.

ADJ KO: Adjusted kickoffs are used to compute the Avg. Team Drive Start.

I20: The number of drives that start inside (not including) the 20 yd line.

WEEK 2 / THROUGH MONDAY, SEPTEMBER 17, 2018

NFL / KICKOFFS (Kicking Team)

Rank	Team	TotKO	AdjKO	TB	TB%	EZ	EZ%	OB	I20	Avg.Start
1)	Arizona	3	3	0	0.0	2	66.7	0	1	16.3
2)	Pittsburgh	11	11	8	72.7	9	81.8	0	3	21.2
3)	Kansas City	15	15	9	60.0	12	80.0	0	4	21.6
4)	Atlanta	10	10	7	70.0	9	90.0	0	2	22.9
5)	Seattle	8	7	6	85.7	6	75.0	0	1	23.6
6)	Indianapolis	10	9	7	77.8	7	70.0	0	1	23.8
7)	Jacksonville	11	11	8	72.7	10	90.9	0	2	23.8
8)	Buffalo	7	6	5	83.3	6	85.7	0	0	24.2
8t)	New York Giants	9	6	5	83.3	6	66.7	1	0	24.2
10)	Houston	9	9	8	88.9	9	100.0	0	1	24.2
11)	Los Angeles Rams	13	13	10	76.9	10	76.9	0	1	24.5
12)	Carolina	9	9	7	77.8	9	100.0	0	1	24.8
13)	Denver	11	11	9	81.8	9	81.8	0	1	24.8
14)	Los Angeles Char	12	12	8	66.7	10	83.3	0	0	24.8
15)	Oakland	9	9	6	66.7	8	88.9	0	1	24.9
15t)	Washington	9	9	8	88.9	8	88.9	0	0	24.9
17)	Cincinnati	14	14	11	78.6	14	100.0	0	0	24.9
18)	Dallas	7	7	5	71.4	7	100.0	0	0	25.3
19)	New York Jets	13	13	12	92.3	13	100.0	0	0	25.3
20)	Minnesota	10	10	9	90.0	9	90.0	0	0	25.6
21)	Philadelphia	8	8	7	87.5	7	87.5	0	1	25.6
22)	Chicago	11	11	8	72.7	9	81.8	0	0	25.6
23)	New Orleans	12	12	7	58.3	9	75.0	0	0	25.8
24)	Tampa Bay	14	14	11	78.6	12	85.7	0	0	25.9
25)	New England	11	11	3	27.3	7	63.6	0	3	26.1
26)	Green Bay	13	13	10	76.9	12	92.3	0	1	26.2
27)	San Francisco	12	12	7	58.3	10	83.3	0	0	26.6
28)	Detroit	10	9	3	33.3	7	70.0	0	2	27.0
29)	Cleveland	9	9	5	55.6	7	77.8	0	0	27.8
30)	Baltimore	14	13	6	46.2	10	71.4	0	0	28.8
31)	Tennessee	10	9	7	77.8	9	90.0	0	0	33.0
32)	Miami	10	10	8	80.0	8	80.0	0	0	33.5
Totals		334	325	230	70.8	280	86.2	1	26	25.4

Note: Average team drive start DOES NOT include onside kicks or kickoffs at the end of a half unless either kickoff is returned for a touchdown. All other kickoffs (returned kickoffs, fair catches, touchback and kickoffs out of bounds) are included. Kickoffs resulting in the kicking team retaining possession are not included.

ADJ KO: Adjusted kickoffs are used to compute the Avg. Team Drive Start.

I20: The number of drives that start inside (not including) the 20 yd line.

WEEK 2 / THROUGH MONDAY, SEPTEMBER 17, 2018

AFC / SINGLE-GAME HIGHS / PLAYERS

Most Points-- 18, (3 times in Non-Overtime Games)
Passing Yards-- 452, Roethlisberger, Pitt. vs. K.C., 9/16, (39-60, 452, 3 td, 0 int)
Longest Pass-- 75, Tannehill, Miami vs. Tenn., 9/9, (to Stills, Kenny, td)
Passing Touchdowns-- 6, Mahomes, K.C. at Pitt., 9/16, (23-28, 326, 6 td, 0 int)
Rushing Yards-- 135, Conner, Pitt. at Clev., 9/9 (OT), (31-135, 2 td)
Rushing Yards-- 107, Lindsay, Denv. vs. Oak., 9/16, (14-107, 0 td)
Rushing Attempts-- 31, Conner, Pitt. at Clev., 9/9 (OT), (31-135, 2 td)
Rushing Attempts-- 21, Mixon, Cin. vs. Balt., 9/13, (21-84, 0 td)
Longest Rush-- 62, Crowell, NY-J at Det., 9/10, td
Receptions-- 13, Smith-Schuster, Pitt. vs. K.C., 9/16, (13-121, 1 td)
Receiving Yards-- 180, Cook, Oak. vs. LA-R, 9/10, (9-180, 0 td)
Kickoff Return Yards-- 165, M. Murphy, Buff. at Balt., 9/9, (5-165, 0 td)
Kickoff Returns-- 5, M. Murphy, Buff. at Balt., 9/9, (5-165, 0 td)
Kickoff Returns-- 5, Ervin, Hou. at N.E., 9/9, (5-156, 0 td)
Longest Kickoff Return-- 102, Grant, Miami vs. Tenn., 9/9, td
Punt Return Yards-- 137, A. Roberts, NY-J at Det., 9/10, (3-137, 0 fc, 1 td)
Punt Returns-- 6, Grant, Balt. vs. Buff., 9/9, (6-54, 1 fc, 0 td)
Longest Punt Return-- 91, Hill, K.C. at LA-C, 9/9, td
Interceptions-- 2, Ward, Clev. vs. Pitt., 9/9 (OT), (2-26, 0 td)
Interceptions-- 2, Jones, Miami vs. Tenn., 9/9, (2-80, 0 td)
Interceptions-- 2, Lee, NY-J at Det., 9/10, (2-57, 1 td)
Longest Interception Return-- 54, Jones, Miami vs. Tenn., 9/9
Sacks-- 3.0, Watt, Pitt. at Clev., 9/9 (OT)
Sacks-- 3.0, Miller, Denv. vs. Sea., 9/9
Scrimmage Yards-- 192, Conner, Pitt. at Clev., 9/9 (OT), (Rush 31-135, Rec 5-57)
Scrimmage Yards-- 180, Cook, Oak. vs. LA-R, 9/10, (Rush 0-0, Rec 9-180)
Longest Punt-- 67, Colquitt, K.C. at LA-C, 9/9
Punts-- 12, Colquitt, Clev. vs. Pitt., 9/9 (OT), (12-522, 43.5)
Punts-- 8, Bojorquez, Buff. at Balt., 9/9, (8-397, 49.6)
Field Goals Made-- 3, Vinatieri, Ind. vs. Cin., 9/9, (3-4, 51 lg)
Longest Field Goal-- 55, Tucker, Balt. at Cin., 9/13
Longest Field Goal-- 55, Myers, NY-J vs. Miami, 9/16

NFC / SINGLE-GAME HIGHS / PLAYERS

Most Points-- 22, Gurley, LA-R vs. Ariz., 9/16, (3 td, 0 fg, 0 xp, 2 2pt)
Passing Yards-- 439, Brees, N.O. vs. T.B., 9/9, (37-45, 439, 3 td, 0 int)
Longest Pass-- 75, Cousins, Minn. at G.B., 9/16 (OT), (to Diggs, Stefon, td)
Longest Pass-- 75, Rodgers, G.B. vs. Chi., 9/9, (to Cobb, Randall, td)
Longest Pass-- 75, Fitzpatrick, T.B. vs. Phil., 9/16, (to Jackson, DeSean (75) lateral to Howard, O.J. (75), td)
Passing Touchdowns-- 4, Cousins, Minn. at G.B., 9/16 (OT), (35-48, 425, 4 td, 1 int)
Passing Touchdowns-- 4, Fitzpatrick, T.B. at N.O., 9/9, (21-28, 417, 4 td, 0 int)
Passing Touchdowns-- 4, Fitzpatrick, T.B. vs. Phil., 9/16, (27-33, 402, 4 td, 1 int)
Rushing Yards-- 138, Breida, S.F. vs. Det., 9/16, (11-138, 1 td)
Rushing Attempts-- 26, Peterson, Wash. at Ariz., 9/9, (26-96, 1 td)
Longest Rush-- 68, Barkley, NY-G vs. Jax , 9/9, td
Receptions-- 16, Thomas, N.O. vs. T.B., 9/9, (16-180, 1 td)
Receiving Yards-- 180, Thomas, N.O. vs. T.B., 9/9, (16-180, 1 td)
Kickoff Return Yards-- 159, Reed, S.F. vs. Det., 9/16, (4-159, 0 td)
Kickoff Returns-- 5, Agnew, Det. at S.F., 9/16, (5-144, 0 td)
Longest Kickoff Return-- 90, Reed, S.F. vs. Det., 9/16
Punt Return Yards-- 133, Natson, LA-R vs. Ariz., 9/16, (6-133, 1 fc, 0 td)
Punt Returns-- 6, Natson, LA-R vs. Ariz., 9/16, (6-133, 1 fc, 0 td)
Longest Punt Return-- 60, Natson, LA-R vs. Ariz., 9/16
Interceptions-- 2, (3 times in Non-Overtime Games)
Longest Interception Return-- 50, Peters, LA-R at Oak., 9/10, td
Sacks-- 2.5, Buckner, S.F. at Minn., 9/9
Scrimmage Yards-- 180, J. Jones, Atl. at Phil., 9/6, (Rush 1-11, Rec 10-169)
Scrimmage Yards-- 180, Thomas, N.O. vs. T.B., 9/9, (Rush 0-0, Rec 16-180)
Longest Punt-- 69, M. Dickson, Sea. at Denv., 9/9
Punts-- 8, Lee, Ariz. at LA-R, 9/16, (8-403, 50.4)
Field Goals Made-- 5, Crosby, G.B. vs. Minn., 9/16 (OT), (5-6, 48 lg)
Field Goals Made-- 4, Zuerlein, LA-R at Oak., 9/10, (4-5, 55 lg)
Longest Field Goal-- 56, Janikowski, Sea. at Chi., 9/17

WEEK 2 / THROUGH MONDAY, SEPTEMBER 17, 2018

NFL / SINGLE-GAME HIGHS / PLAYERS

Most Points-- 22, Gurley, LA-R vs. Ariz., 9/16, (3 td, 0 fg, 0 xp, 2 2pt)
Passing Yards-- 452, Roethlisberger, Pitt. vs. K.C., 9/16, (39-60, 452, 3 td, 0 int)
Longest Pass-- 75, Cousins, Minn. at G.B., 9/16 (OT), (to Diggs, Stefon, td)
Longest Pass-- 75, (3 times in Non-Overtime Games)
Passing Touchdowns-- 6, Mahomes, K.C. at Pitt., 9/16, (23-28, 326, 6 td, 0 int)
Rushing Yards-- 138, Breida, S.F. vs. Det., 9/16, (11-138, 1 td)
Rushing Attempts-- 31, Conner, Pitt. at Clev., 9/9 (OT), (31-135, 2 td)
Rushing Attempts-- 26, Peterson, Wash. at Ariz., 9/9, (26-96, 1 td)
Longest Rush-- 68, Barkley, NY-G vs. Jax , 9/9, td
Receptions-- 16, Thomas, N.O. vs. T.B., 9/9, (16-180, 1 td)
Receiving Yards-- 180, Thomas, N.O. vs. T.B., 9/9, (16-180, 1 td)
Receiving Yards-- 180, Cook, Oak. vs. LA-R, 9/10, (9-180, 0 td)
Kickoff Return Yards-- 165, M. Murphy, Buff. at Balt., 9/9, (5-165, 0 td)
Kickoff Returns-- 5, (3 times in Non-Overtime Games)
Longest Kickoff Return-- 102, Grant, Miami vs. Tenn., 9/9, td
Punt Return Yards-- 137, A. Roberts, NY-J at Det., 9/10, (3-137, 0 fc, 1 td)
Punt Returns-- 6, Grant, Balt. vs. Buff., 9/9, (6-54, 1 fc, 0 td)
Punt Returns-- 6, Natson, LA-R vs. Ariz., 9/16, (6-133, 1 fc, 0 td)
Longest Punt Return-- 91, Hill, K.C. at LA-C, 9/9, td
Interceptions-- 2, Ward, Clev. vs. Pitt., 9/9 (OT), (2-26, 0 td)
Interceptions-- 2, (5 times in Non-Overtime Games)
Longest Interception Return-- 54, Jones, Miami vs. Tenn., 9/9
Sacks-- 3.0, Watt, Pitt. at Clev., 9/9 (OT)
Sacks-- 3.0, Miller, Denv. vs. Sea., 9/9
Scrimmage Yards-- 192, Conner, Pitt. at Clev., 9/9 (OT), (Rush 31-135, Rec 5-57)
Scrimmage Yards-- 180, (3 times in Non-Overtime Games)
Longest Punt-- 69, M. Dickson, Sea. at Denv., 9/9
Punts-- 12, Colquitt, Clev. vs. Pitt., 9/9 (OT), (12-522, 43.5)
Punts-- 8, Bojorquez, Buff. at Balt., 9/9, (8-397, 49.6)
Punts-- 8, Lee, Ariz. at LA-R, 9/16, (8-403, 50.4)
Field Goals Made-- 5, Crosby, G.B. vs. Minn., 9/16 (OT), (5-6, 48 lg)
Field Goals Made-- 4, Zuerlein, LA-R at Oak., 9/10, (4-5, 55 lg)
Longest Field Goal-- 56, Janikowski, Sea. at Chi., 9/17

WEEK 2 / THROUGH MONDAY, SEPTEMBER 17, 2018

300-Yard Passing Games

452, Roethlisberger, PIT vs. KC 09/16 (39-60, 3 TD)
439, Brees, NO vs. TB 09/09 (37-45, 3 TD)
425, Cousins, MIN at GB 09/16 (ot) (35-48, 4 TD)
424, Rivers, LAC vs. KC 09/09 (34-51, 3 TD)
417, Fitzpatrick, TB at NO 09/09 (21-28, 4 TD)
402, Fitzpatrick, TB vs. PHI 09/16 (27-33, 4 TD)
377, Bortles, JAX vs. NE 09/16 (29-45, 4 TD)
376, Flacco, BAL at CIN 09/13 (32-55, 2 TD)
354, Goff, LAR vs. ARI 09/16 (24-32, 1 TD)
347, Stafford, DET at SF 09/16 (34-53, 3 TD)
335, Newton, CAR at ATL 09/16 (32-45, 3 TD)
335, Roethlisberger, PIT at CLE 09/09 (ot) (23-41, 1 TD)
334, Darnold, NYJ vs. MIA 09/16 (25-41, 1 TD)
334, Foles, PHI at TB 09/16 (35-48, 1 TD)
329, Keenum, DEN vs. SEA 09/09 (25-39, 3 TD)
326, Mahomes, KC at PIT 09/16 (23-28, 6 TD)
319, Luck, IND vs. CIN 09/09 (39-53, 2 TD)
310, Watson, HOU at TEN 09/16 (22-32, 2 TD)
303, Carr, OAK vs. LAR 09/10 (29-40, 0 TD)

100-Yard Receiving Games

180, Thomas, NO vs. TB 09/09 (16 rec., 1 TD)
180, Cook, OAK vs. LAR 09/10 (9 rec., 0 TD)
169, J. Jones, ATL at PHI 09/06 (10 rec., 0 TD)
169, Hill, KC at LAC 09/09 (7 rec., 2 TD)
159, Cooks, LAR vs. ARI 09/16 (7 rec., 0 TD)
147, M. Evans, TB at NO 09/09 (7 rec., 1 TD)
146, Jackson, TB at NO 09/09 (5 rec., 2 TD)
142, Cobb, GB vs. CHI 09/09 (9 rec., 1 TD)
138, James, PIT vs. KC 09/16 (5 rec., 1 TD)
135, Sanders, DEN vs. SEA 09/09 (10 rec., 1 TD)
131, Thielen, MIN at GB 09/16 (ot) (12 rec., 1 TD)
129, Jackson, TB vs. PHI 09/16 (4 rec., 1 TD)
128, Diggs, MIN at GB 09/16 (ot) (9 rec., 2 TD)
123, Gronkowski, NE vs. HOU 09/09 (7 rec., 1 TD)
121, Smith-Schuster, PIT vs. KC 09/16 (13 rec., 1 TD)
119, Smith-Schuster, PIT at CLE 09/09 (ot) (5 rec., 0 TD)
116, Cole, JAX vs. NE 09/16 (7 rec., 1 TD)
116, Cooper, OAK at DEN 09/16 (10 rec., 0 TD)
114, Golladay, DET vs. NYJ 09/10 (7 rec., 0 TD)
113, W. Fuller, HOU at TEN 09/16 (8 rec., 1 TD)
112, Kamara, NO vs. TB 09/09 (9 rec., 1 TD)
111, Beckham, NYG vs. JAX 09/09 (11 rec., 0 TD)
110, Hopkins, HOU at TEN 09/16 (6 rec., 1 TD)
109, Tate, DET at SF 09/16 (7 rec., 0 TD)
109, Kelce, KC at PIT 09/16 (7 rec., 2 TD)
108, Allen, LAC vs. KC 09/09 (8 rec., 1 TD)
106, Landry, CLE vs. PIT 09/09 (ot) (7 rec., 0 TD)
106, Stills, MIA vs. TEN 09/09 (4 rec., 2 TD)
105, Dissly, SEA at DEN 09/09 (3 rec., 1 TD)
102, Gordon, LAC vs. KC 09/09 (9 rec., 0 TD)
102, McCaffrey, CAR at ATL 09/16 (14 rec., 0 TD)
102, Thielen, MIN vs. SF 09/09 (6 rec., 0 TD)
100, Watkins, KC at PIT 09/16 (6 rec., 0 TD)

100-Yard Rushing Games

138, Breida, SF vs. DET 09/16 (11 att., 1 TD)
135, Conner, PIT at CLE 09/09 (ot) (31 att., 2 TD)
108, Gurley, LAR at OAK 09/10 (20 att., 0 TD)
107, Lindsay, DEN vs. OAK 09/16 (14 att., 0 TD)
107, Coleman, ATL vs. CAR 09/16 (16 att., 0 TD)
106, Barkley, NYG vs. JAX 09/09 (18 att., 1 TD)
102, Crowell, NYJ at DET 09/10 (10 att., 2 TD)

WEEK 2 / THROUGH MONDAY, SEPTEMBER 17, 2018

AFC / LEADING PASSERS

Player, Team	Att	Comp	Pct Comp	Yds	Avg Gain	TD	Pct TD	Long	Int	Pct Int	Rating Points
Mahomes, K.C.	55	38	69.1	582	10.58	10	18.2	58t	0	0.0	143.3
Rivers, LA-C	78	57	73.1	680	8.72	6	7.7	30	1	1.3	119.6
Dalton, Cin.	70	45	64.3	508	7.26	6	8.6	38t	1	1.4	108.5
Tannehill, Mia.	51	37	72.5	398	7.80	4	7.8	75t	2	3.9	104.9
Brady, N.E.	74	50	67.6	511	6.91	5	6.8	30	1	1.4	104.1
Flacco, Bal.	89	57	64.0	612	6.88	5	5.6	45	2	2.2	93.5
Bortles, Jac.	78	47	60.3	553	7.09	5	6.4	61t	2	2.6	92.5
*Darnold, NY-J	62	41	66.1	532	8.58	3	4.8	44	3	4.8	88.9
Carr, Oak.	72	58	80.6	591	8.21	1	1.4	45	3	4.2	88.1
Luck, Ind.	84	60	71.4	498	5.93	4	4.8	26t	3	3.6	87.3
Roethlisberger, Pit.	101	62	61.4	787	7.79	4	4.0	67	3	3.0	86.5
Watson, Hou.	66	39	59.1	486	7.36	3	4.5	39t	2	3.0	84.5
Keenum, Den.	74	44	59.5	551	7.45	3	4.1	43t	4	5.4	73.6
Gabbert, Ten.	42	24	57.1	234	5.57	1	2.4	18t	1	2.4	70.9
Taylor, Cle.	70	37	52.9	443	6.33	2	2.9	47t	2	2.9	70.1
*Allen, Buf.	48	24	50.0	319	6.65	1	2.1	57	2	4.2	61.0

AFC / LEADING PASSERS, RANKS

Player, Team	Att	Comp	Pct Comp	Yds	Avg Gain	TD	Pct TD	Long	Int	Pct Int	Rating Points
Mahomes, K.C.	13	12	5	5	1	1	1		1	1	1
Rivers, LA-C	4t	4t	2	2	2	2t	4		2t	2	2
Dalton, Cin.	9t	8	8	10	9	2t	2		2t	4	3
Tannehill, Mia.	14	13t	3	14	5	7t	3		6t	12	4
Brady, N.E.	6t	6	6	9	11	4t	5		2t	3	5
Flacco, Bal.	2	4t	9	3	12	4t	7		6t	5	6
Bortles, Jac.	4t	7	11	6	10	4t	6		6t	7	7
*Darnold, NY-J	12	10	7	8	3	10t	8		12t	15	8
Carr, Oak.	8	3	1	4	4	14t	16		12t	13t	9
Luck, Ind.	3	2	4	11	15	7t	9		12t	11	10
Roethlisberger, Pit.	1	1	10	1	6	7t	12		12t	9	11
Watson, Hou.	11	11	13	12	8	10t	10		6t	10	12
Keenum, Den.	6t	9	12	7	7	10t	11		16	16	13
Gabbert, Ten.	16	15t	14	16	16	14t	14		2t	6	14
Taylor, Cle.	9t	13t	15	13	14	13	13		6t	8	15
*Allen, Buf.	15	15t	16	15	13	14t	15		6t	13t	16

WEEK 2 / THROUGH MONDAY, SEPTEMBER 17, 2018**AFC / FOURTH-QUARTER PASSING LEADERS**

Rank	Player, Team	Att	Comp	Comp%	Yards	YPA	TD	TD%	Int	Int%	Rating
1)	Brady, N.E.	14	10	71.4	108	7.71	1	7.1	0	0.0	117.6
2)	Rivers, LA-C	34	24	70.6	289	8.50	2	5.9	0	0.0	115.9
3)	Keenum, Den.	20	14	70.0	176	8.80	1	5.0	0	0.0	113.8
4)	Watson, Hou.	21	12	57.1	154	7.33	2	9.5	0	0.0	112.0
5)	Mahomes, K.C.	12	7	58.3	50	4.17	2	16.7	0	0.0	107.6
6)	Luck, Ind.	24	19	79.2	139	5.79	1	4.2	0	0.0	104.7
7)	Dalton, Cin.	12	9	75.0	104	8.67	0	0.0	0	0.0	100.7
8)	*Darnold, NY-J	12	8	66.7	96	8.00	0	0.0	0	0.0	91.0
9)	Flacco, Bal.	23	14	60.9	128	5.57	1	4.3	0	0.0	90.5
10)	Tannehill, Mia.	10	5	50.0	121	12.10	1	10.0	1	10.0	87.9
11)	Bortles, Jac.	16	9	56.3	136	8.50	1	6.3	1	6.3	79.2
12)	Taylor, Cle.	27	13	48.1	215	7.96	2	7.4	2	7.4	69.2
13)	Roethlisberger, Pit.	25	13	52.0	133	5.32	0	0.0	0	0.0	67.6
14)	*Allen, Buf.	24	12	50.0	133	5.54	1	4.2	1	4.2	63.4
15)	Gabbert, Ten.	25	15	60.0	162	6.48	0	0.0	1	4.0	62.4
16)	Carr, Oak.	19	14	73.7	142	7.47	0	0.0	2	10.5	55.0

AFC / THIRD-DOWN PASSING LEADERS

Rank	Player, Team	Att	Comp	Comp%	Yards	YPA	TD	TD%	Int	Int%	Rating
1)	*Darnold, NY-J	12	8	66.7	129	10.75	2	16.7	0	0.0	142.0
2)	Dalton, Cin.	15	7	46.7	109	7.27	2	13.3	0	0.0	110.8
3)	Flacco, Bal.	17	9	52.9	96	5.65	2	11.8	0	0.0	108.9
4)	Carr, Oak.	15	12	80.0	122	8.13	0	0.0	0	0.0	100.6
5)	Rivers, LA-C	16	11	68.8	105	6.56	2	12.5	1	6.3	100.3
6)	Roethlisberger, Pit.	23	15	65.2	152	6.61	1	4.3	0	0.0	98.5
7)	Bortles, Jac.	22	15	68.2	114	5.18	1	4.5	0	0.0	95.6
8)	Watson, Hou.	16	8	50.0	116	7.25	1	6.3	0	0.0	94.8
9)	Luck, Ind.	27	20	74.1	222	8.22	2	7.4	2	7.4	91.9
10)	Brady, N.E.	16	8	50.0	84	5.25	2	12.5	1	6.3	79.2
11)	Taylor, Cle.	21	10	47.6	96	4.57	0	0.0	0	0.0	60.8
12)	Tannehill, Mia.	15	10	66.7	86	5.73	0	0.0	1	6.7	53.8
13)	Keenum, Den.	18	10	55.6	113	6.28	0	0.0	1	5.6	51.4
14)	Gabbert, Ten.	17	10	58.8	76	4.47	0	0.0	1	5.9	45.2
15)	*Allen, Buf.	14	7	50.0	94	6.71	0	0.0	1	7.1	42.0

WEEK 2 / THROUGH MONDAY, SEPTEMBER 17, 2018

AFC / LEADING RUSHERS

Rank	Player, Team	Att	Yards	Avg	Long	TD
1)	Mixon, Cin.	38	179	4.7	27	1
2)	*Lindsay, Den.	29	178	6.1	53	0
3)	Miller, Hou.	34	166	4.9	31	0
4)	Conner, Pit.	39	152	3.9	22t	3
5)	Crowell, NY-J	22	137	6.2	62t	2
6)	Hunt, K.C.	34	124	3.6	16	0
7)	D. Lewis, Ten.	30	117	3.9	26	1
8)	Ekeler, LA-C	16	116	7.3	22	0
9)	Yeldon, Jac.	24	109	4.5	20	0
10)	Lynch, Oak.	29	106	3.7	11	2
11)	Hyde, Cle.	38	105	2.8	12	2
12)	Taylor, Cle. (QB)	12	103	8.6	24	1
13t)	Drake, Mia.	25	101	4.0	20	1
13t)	*Wilkins, Ind.	24	101	4.2	18	0
15)	*Freeman, Den.	23	99	4.3	17	1
16)	Gordon, LA-C	24	92	3.8	20t	1
17t)	Burkhead, N.E.	24	86	3.6	12	0
17t)	Gore, Mia.	18	86	4.8	21	0
19)	Watson, Hou. (QB)	13	84	6.5	15	0
20)	Henry, Ten.	28	82	2.9	9	0
21)	Bortles, Jac. (QB)	10	77	7.7	41	0
22)	Blue, Hou.	12	72	6.0	17	1
23)	Powell, NY-J	17	66	3.9	14	0
24)	McCoy, Buf.	16	61	3.8	27	0
25)	*Allen, Buf. (QB)	12	58	4.8	14	0
26t)	Collins, Bal.	16	48	3.0	14	1
26t)	Tannehill, Mia. (QB)	12	48	4.0	20	0
28)	*L. Jackson, Bal. (QB)	9	45	5.0	16	0
29t)	Dixon, Bal.	13	44	3.4	15	1
29t)	Martin, Oak.	11	44	4.0	13	0
31)	Fournette, Jac.	9	41	4.6	12	0
32)	Mahomes, K.C. (QB)	10	39	3.9	10	0
33)	M. Murphy, Buf.	9	37	4.1	9	0
34t)	*Chubb, Cle.	5	35	7.0	17	0
34t)	Ware, K.C.	4	35	8.8	27	0
36t)	Mack, Ind.	10	34	3.4	8	0
36t)	*Michel, N.E.	10	34	3.4	15	0
38)	Watkins, K.C. (WR)	1	31	31.0	31	0
39)	White, N.E.	9	29	3.2	11	0
40)	Richard, Oak.	7	27	3.9	9	0
41)	*Hines, Ind.	9	26	2.9	8t	1
42t)	Allen, Bal.	10	25	2.5	8	2
42t)	Bernard, Cin.	7	25	3.6	11	0
42t)	Hill, N.E.	4	25	6.3	11	0
42t)	Roethlisberger, Pit. (QB)	5	25	5.0	15	1
46)	Booker, Den.	5	21	4.2	11	0
47)	Johnson, Cle.	8	20	2.5	13	0
48)	Benjamin, LA-C (WR)	1	19	19.0	19	0
49)	Patterson, N.E. (WR)	4	18	4.5	10	0
50t)	Grant, Jac.	5	16	3.2	7	0
50t)	Keenum, Den. (QB)	3	16	5.3	8	1

AFC / THIRD-AND-ONE RUSHING LEADERS

Rank	Player, Team	Att	FD	Pct
1t)	Flacco, Bal.	4	4	100.0
1t)	Mixon, Cin.	3	3	100.0
1t)	Henry, Ten.	2	2	100.0
1t)	*Allen, Buf.	1	1	100.0
1t)	Blue, Hou.	1	1	100.0
1t)	Brady, N.E.	1	1	100.0
1t)	Burkhead, N.E.	1	1	100.0
1t)	Gabbert, Ten.	1	1	100.0
1t)	*Hines, Ind.	1	1	100.0
1t)	Hyde, Cle.	1	1	100.0
1t)	*Lindsay, Den.	1	1	100.0
1t)	Luck, Ind.	1	1	100.0
1t)	Mariota, Ten.	1	1	100.0
1t)	Roethlisberger, Pit.	1	1	100.0
1t)	Ware, K.C.	1	1	100.0
1t)	Watt, LA-C	1	1	100.0
1t)	M. Williams, Bal.	1	1	100.0
18t)	Drake, Mia.	2	1	50.0
18t)	*Freeman, Den.	2	1	50.0
18t)	Lynch, Oak.	2	1	50.0

WEEK 2 / THROUGH MONDAY, SEPTEMBER 17, 2018

AFC / LEADERS IN RECEPTIONS

Rank	Player, Team	Rec	Yards	Avg	Long	TD
1t)	Smith-Schuster, Pit.	18	240	13.3	67	1
1t)	Brown, Pit.	18	160	8.9	22t	1
3)	Gordon, LA-C (RB)	15	140	9.3	25	2
4t)	Sanders, Den.	14	231	16.5	43t	1
4t)	Hopkins, Hou.	14	188	13.4	31	1
4t)	Allen, LA-C	14	175	12.5	23	1
7t)	Cook, Oak. (TE)	13	229	17.6	45	0
7t)	Enunwa, NY-J	13	155	11.9	21t	1
9t)	Hill, K.C.	12	259	21.6	58t	3
9t)	Landry, Cle.	12	175	14.6	39	0
9t)	Hilton, Ind.	12	129	10.8	22	2
9t)	Dorsett, N.E.	12	110	9.2	19	1
13t)	Green, Cin.	11	161	14.6	38t	4
13t)	Cooper, Oak.	11	125	11.4	30	0
13t)	Davis, Ten.	11	117	10.6	18	0
13t)	White, N.E. (RB)	11	111	10.1	27	1
13t)	De. Thomas, Den.	11	81	7.4	23	1
18t)	Cole, Jac.	10	170	17.0	31	1
18t)	Conner, Pit. (RB)	10	105	10.5	22	0
18t)	Grant, Ind.	10	89	8.9	21	0
18t)	Allen, Bal. (RB)	10	51	5.1	16	0
22t)	Gronkowski, N.E. (TE)	9	138	15.3	30	1
22t)	Westbrook, Jac.	9	134	14.9	61t	1
22t)	Watkins, K.C.	9	121	13.4	40	0
22t)	Boyd, Cin.	9	117	13.0	27	1
22t)	Snead, Bal.	9	103	11.4	20	1
22t)	Doyle, Ind. (TE)	9	80	8.9	13	0
22t)	Richard, Oak. (RB)	9	55	6.1	9	0
29t)	James, Pit. (TE)	8	198	24.8	46	1
29t)	Kelce, K.C. (TE)	8	115	14.4	31	2
29t)	W. Fuller, Hou.	8	113	14.1	39t	1
29t)	Ekeler, LA-C (RB)	8	108	13.5	30	1
29t)	Crabtree, Bal.	8	94	11.8	20	1
29t)	Amendola, Mia.	8	58	7.3	14	0
29t)	*Hines, Ind. (RB)	8	31	3.9	17	0
36t)	J. Brown, Bal.	7	136	19.4	45	2
36t)	Pryor, NY-J	7	133	19.0	44	0
36t)	M. Williams, LA-C	7	108	15.4	25	1
36t)	Ellington, Hou.	7	82	11.7	23	1
36t)	Ebron, Ind. (TE)	7	77	11.0	26t	2
36t)	Grant, Mia.	7	65	9.3	16	0
36t)	Drake, Mia. (RB)	7	35	5.0	10	0
36t)	Njoku, Cle. (TE)	7	33	4.7	8	0
44t)	Stills, Mia.	6	123	20.5	75t	2
44t)	Higgins, Cle.	6	85	14.2	38	0
44t)	Powell, NY-J (RB)	6	79	13.2	28t	1
44t)	Butt, Den. (TE)	6	77	12.8	22	0
44t)	Wilson, Mia.	6	68	11.3	29t	1
44t)	M. Williams, Bal. (TE)	6	63	10.5	25	0
44t)	Mixon, Cin. (RB)	6	57	9.5	21	0
44t)	Grant, Jac. (RB)	6	56	9.3	16	0
44t)	*Andrews, Bal. (TE)	6	48	8.0	12	1
44t)	Seferian-Jenkins, Jac. (TE)	6	48	8.0	13	1
44t)	D. Lewis, Ten. (RB)	6	36	6.0	13	0
44t)	Rogers, Ind.	6	35	5.8	8	0

WEEK 2 / THROUGH MONDAY, SEPTEMBER 17, 2018**AFC / RECEIVING YARDAGE LEADERS**

Rank	Player, Team	Yards	Rec	Avg	Long	TD
1)	Hill, K.C.	259	12	21.6	58t	3
2)	Smith-Schuster, Pit.	240	18	13.3	67	1
3)	Sanders, Den.	231	14	16.5	43t	1
4)	Cook, Oak. (TE)	229	13	17.6	45	0
5)	James, Pit. (TE)	198	8	24.8	46	1
6)	Hopkins, Hou.	188	14	13.4	31	1
7t)	Allen, LA-C	175	14	12.5	23	1
7t)	Landry, Cle.	175	12	14.6	39	0
9)	Cole, Jac.	170	10	17.0	31	1
10)	Green, Cin.	161	11	14.6	38t	4
11)	Brown, Pit.	160	18	8.9	22t	1
12)	Enunwa, NY-J	155	13	11.9	21t	1
13)	Gordon, LA-C (RB)	140	15	9.3	25	2
14)	Gronkowski, N.E. (TE)	138	9	15.3	30	1
15)	J. Brown, Bal.	136	7	19.4	45	2
16)	Westbrook, Jac.	134	9	14.9	61t	1
17)	Pryor, NY-J	133	7	19.0	44	0
18)	Hilton, Ind.	129	12	10.8	22	2
19)	Cooper, Oak.	125	11	11.4	30	0
20)	Stills, Mia.	123	6	20.5	75t	2
21)	Watkins, K.C.	121	9	13.4	40	0
22t)	Boyd, Cin.	117	9	13.0	27	1
22t)	Davis, Ten.	117	11	10.6	18	0
24)	Kelce, K.C. (TE)	115	8	14.4	31	2
25)	W. Fuller, Hou.	113	8	14.1	39t	1
26)	White, N.E. (RB)	111	11	10.1	27	1
27)	Dorsett, N.E.	110	12	9.2	19	1
28t)	Ekeler, LA-C (RB)	108	8	13.5	30	1
28t)	M. Williams, LA-C	108	7	15.4	25	1
30)	Conner, Pit. (RB)	105	10	10.5	22	0
31)	Snead, Bal.	103	9	11.4	20	1
32)	Crabtree, Bal.	94	8	11.8	20	1
33t)	Grant, Ind.	89	10	8.9	21	0
33t)	Z. Jones, Buf.	89	5	17.8	57	0
35)	Higgins, Cle.	85	6	14.2	38	0
36)	Ellington, Hou.	82	7	11.7	23	1
37t)	*Callaway, Cle.	81	3	27.0	47t	1
37t)	De. Thomas, Den.	81	11	7.4	23	1
39)	Doyle, Ind. (TE)	80	9	8.9	13	0
40)	Powell, NY-J (RB)	79	6	13.2	28t	1
41t)	Butt, Den. (TE)	77	6	12.8	22	0
41t)	Ebron, Ind. (TE)	77	7	11.0	26t	2
43)	Green, LA-C (TE)	76	5	15.2	25	0
44t)	R. Anderson, NY-J	68	4	17.0	41t	1
44t)	Wilson, Mia.	68	6	11.3	29t	1
46)	Eifert, Cin. (TE)	67	5	13.4	29	0
47t)	Boyle, Bal. (TE)	66	5	13.2	25	0
47t)	*Cruikshank, Ten. (DB)	66	1	66.0	66t	1
49)	Grant, Mia.	65	7	9.3	16	0
50)	M. Williams, Bal. (TE)	63	6	10.5	25	0

WEEK 2 / THROUGH MONDAY, SEPTEMBER 17, 2018

AFC / THIRD-DOWN RECEIVING LEADERS

Rank	Player, Team	Rec	Yards	Avg	Long	TD
1t)	Hilton, Ind.	6	79	13.2	22	1
1t)	Brown, Pit.	6	44	7.3	19	0
3)	Doyle, Ind. (TE)	5	54	10.8	13	0
4t)	Cook, Oak. (TE)	4	84	21.0	32	0
4t)	Hopkins, Hou.	4	70	17.5	28t	1
4t)	Davis, Ten.	4	44	11.0	17	0
4t)	Smith-Schuster, Pit.	4	27	6.8	27	0
4t)	Rogers, Ind.	4	26	6.5	8	0
4t)	Seferian-Jenkins, Jac. (TE)	4	26	6.5	11	1
10t)	Gronkowski, N.E. (TE)	3	58	19.3	30	1
10t)	Sanders, Den.	3	57	19.0	23	0
10t)	Boyd, Cin.	3	56	18.7	22	0
10t)	Landry, Cle.	3	51	17.0	39	0
10t)	Allen, LA-C	3	42	14.0	20t	1
10t)	Butt, Den. (TE)	3	34	11.3	22	0
10t)	Ebron, Ind. (TE)	3	32	10.7	13	1
10t)	Amendola, Mia.	3	25	8.3	14	0
10t)	Enunwa, NY-J	3	23	7.7	11	0
10t)	Allen, Bal. (RB)	3	22	7.3	11	0
10t)	Drake, Mia. (RB)	3	21	7.0	10	0
10t)	Njoku, Cle. (TE)	3	11	3.7	7	0
10t)	Gordon, LA-C (RB)	3	2	0.7	2t	1
23t)	J. Brown, Bal.	2	52	26.0	45	1
23t)	M. Williams, LA-C	2	42	21.0	25	0
23t)	Green, Cin.	2	39	19.5	32t	2
23t)	Hill, K.C.	2	35	17.5	34	1
23t)	Powell, NY-J (RB)	2	35	17.5	28t	1
23t)	Cole, Jac.	2	33	16.5	22	0
23t)	L. Thomas, Buf. (TE)	2	31	15.5	24	0
23t)	M. Williams, Bal. (TE)	2	28	14.0	24	0
23t)	Conner, Pit. (RB)	2	24	12.0	18	0
23t)	W. Fuller, Hou.	2	23	11.5	16	0
23t)	Cooper, Oak.	2	17	8.5	13	0
23t)	Yeldon, Jac. (RB)	2	17	8.5	10	0
23t)	White, N.E. (RB)	2	16	8.0	12	0
23t)	Ekeler, LA-C (RB)	2	15	7.5	9	0
23t)	Stills, Mia.	2	15	7.5	11	0
23t)	De. Thomas, Den.	2	14	7.0	8	0
23t)	Grant, Jac. (RB)	2	13	6.5	8	0
23t)	Westbrook, Jac.	2	10	5.0	6	0
23t)	Johnson, Cle. (RB)	2	9	4.5	8	0
23t)	D. Lewis, Ten. (RB)	2	9	4.5	6	0
23t)	Matthews, Ten.	2	8	4.0	4	0
23t)	J. Nelson, Oak.	2	6	3.0	3	0
23t)	Fournette, Jac. (RB)	2	3	1.5	3	0

WEEK 2 / THROUGH MONDAY, SEPTEMBER 17, 2018

AFC / LEADING SCORERS, NONKICKERS

Rank	Player, Team	TD	Rush	Rec	Ret	X2	Pts
1t)	Green, Cin. (WR)	4	0	4	0	0	24
1t)	Hill, K.C. (WR)	4	0	3	1	0	24
3t)	Conner, Pit. (RB)	3	3	0	0	1	20
3t)	Gordon, LA-C (RB)	3	1	2	0	1	20
5t)	Allen, Bal. (RB)	2	2	0	0	0	12
5t)	J. Brown, Bal. (WR)	2	0	2	0	0	12
5t)	Crowell, NY-J (RB)	2	2	0	0	0	12
5t)	Ebron, Ind. (TE)	2	0	2	0	0	12
5t)	Hilton, Ind. (WR)	2	0	2	0	0	12
5t)	Hogan, N.E. (WR)	2	0	2	0	0	12
5t)	Hyde, Cle. (RB)	2	2	0	0	0	12
5t)	Kelce, K.C. (TE)	2	0	2	0	0	12
5t)	Lynch, Oak. (RB)	2	2	0	0	0	12
5t)	Stills, Mia. (WR)	2	0	2	0	0	12
15t)	Allen, LA-C (WR)	1	0	1	0	0	6
15t)	R. Anderson, NY-J (WR)	1	0	1	0	0	6
15t)	*Andrews, Bal. (TE)	1	0	1	0	0	6
15t)	Benjamin, Buf. (WR)	1	0	1	0	0	6
15t)	Blue, Hou. (RB)	1	1	0	0	0	6
15t)	Boyd, Cin. (WR)	1	0	1	0	0	6
15t)	Brown, Pit. (WR)	1	0	1	0	0	6
15t)	*Callaway, Cle. (WR)	1	0	1	0	0	6
15t)	Cole, Jac. (WR)	1	0	1	0	0	6
15t)	Collins, Bal. (RB)	1	1	0	0	0	6
15t)	Conley, K.C. (WR)	1	0	1	0	0	6
15t)	Crabtree, Bal. (WR)	1	0	1	0	0	6
15t)	*Cruikshank, Ten. (DB)	1	0	1	0	0	6
15t)	Derby, Mia. (TE)	1	0	1	0	0	6
15t)	Dixon, Bal. (RB)	1	1	0	0	0	6
15t)	Dorsett, N.E. (WR)	1	0	1	0	0	6
15t)	Drake, Mia. (RB)	1	1	0	0	0	6
15t)	Ekeler, LA-C (RB)	1	0	1	0	0	6
15t)	Ellington, Hou. (WR)	1	0	1	0	0	6
15t)	Enunwa, NY-J (WR)	1	0	1	0	0	6
15t)	Fejedelem, Cin. (DB)	1	0	0	1	0	6
15t)	*Freeman, Den. (RB)	1	1	0	0	0	6
15t)	W. Fuller, Hou. (WR)	1	0	1	0	0	6
15t)	Gordon, Cle. (WR)	1	0	1	0	0	6
15t)	Grant, Mia. (WR)	1	0	0	1	0	6
15t)	Gronkowski, N.E. (TE)	1	0	1	0	0	6
15t)	*Hines, Ind. (RB)	1	1	0	0	0	6
15t)	Hopkins, Hou. (WR)	1	0	1	0	0	6
15t)	Hunt, K.C. (RB)	1	0	1	0	0	6
15t)	Ivory, Buf. (RB)	1	1	0	0	0	6
15t)	Jack, Jac. (LB)	1	0	0	1	0	6
15t)	James, Pit. (TE)	1	0	1	0	0	6
15t)	Jennings, Ten. (WR)	1	0	0	1	0	6
15t)	Keenum, Den. (QB)	1	1	0	0	0	6
15t)	Lee, NY-J (LB)	1	0	0	1	0	6
15t)	D. Lewis, Ten. (RB)	1	1	0	0	0	6
15t)	*Lindsay, Den. (RB)	1	0	1	0	0	6
15t)	Mixon, Cin. (RB)	1	1	0	0	0	6
15t)	Moncrief, Jac. (WR)	1	0	1	0	0	6
15t)	Powell, NY-J (RB)	1	0	1	0	0	6
15t)	A. Roberts, NY-J (WR)	1	0	0	1	0	6
15t)	Roberts, Oak. (WR)	1	0	1	0	0	6
15t)	Robinson, K.C. (WR)	1	0	1	0	0	6
15t)	Roethlisberger, Pit. (QB)	1	1	0	0	0	6
15t)	Ross, Cin. (WR)	1	0	1	0	0	6
15t)	Sanders, Den. (WR)	1	0	1	0	0	6
15t)	Seferian-Jenkins, Jac. (TE)	1	0	1	0	0	6
15t)	Sherman, K.C. (RB)	1	0	1	0	0	6
15t)	Smith-Schuster, Pit. (WR)	1	0	1	0	0	6
15t)	Snead, Bal. (WR)	1	0	1	0	0	6
15t)	Taylor, Ten. (WR)	1	0	1	0	0	6
15t)	Taylor, Cle. (QB)	1	1	0	0	0	6
15t)	Thomas, K.C. (WR)	1	0	1	0	0	6
15t)	De. Thomas, Den. (WR)	1	0	1	0	0	6
15t)	*Washington, Pit. (WR)	1	0	1	0	0	6
15t)	Westbrook, Jac. (WR)	1	0	1	0	0	6
15t)	White, N.E. (RB)	1	0	1	0	0	6
15t)	M. Williams, LA-C (WR)	1	0	1	0	0	6
15t)	Ty. Williams, LA-C (WR)	1	0	1	0	0	6
15t)	Wilson, Mia. (WR)	1	0	1	0	0	6
15t)	Yeldon, Jac. (RB)	1	0	1	0	0	6

WEEK 2 / THROUGH MONDAY, SEPTEMBER 17, 2018**AFC / LEADING SCORERS, KICKERS**

Rank	Player, Team	PAT	FG	Pct	Long	Pts
1)	Bullock, Cin.	8/ 8	4/ 4	1.000	42	20
2)	Myers, NY-J	6/ 7	4/ 4	1.000	55	18
3t)	Gostkowski, N.E.	5/ 5	4/ 5	.800	46	17
3t)	McManus, Den.	5/ 5	4/ 4	1.000	53	17
5t)	Succop, Ten.	4/ 4	4/ 4	1.000	53	16
5t)	Tucker, Bal.	7/ 7	3/ 3	1.000	55	16
7)	Lambo, Jac.	6/ 6	3/ 3	1.000	39	15
8t)	Butker, K.C.	11/11	1/ 1	1.000	46	14
8t)	Nugent, Oak.	2/ 3	4/ 4	1.000	48	14
8t)	Vinatieri, Ind.	5/ 5	3/ 4	.750	51	14
11t)	Fairbairn, Hou.	4/ 4	3/ 4	.750	42	13
11t)	Sturgis, LA-C	4/ 4	3/ 4	.750	45	13
13t)	Hauschka, Buf.	2/ 2	3/ 4	.750	43	11
13t)	*Sanders, Mia.	5/ 6	2/ 2	1.000	30	11
15)	Gonzalez, Cle.	3/ 5	2/ 5	.400	39	9
16)	Boswell, Pit.	6/ 7	0/ 2	.000	--	6

AFC / TOUCHBACKS ON KICKOFFS

Rank	Player, Team	TB
1)	Myers, NY-J	12
2)	Bullock, Cin.	11
3t)	Butker, K.C.	9
3t)	McManus, Den.	9
5t)	Boswell, Pit.	8
5t)	Fairbairn, Hou.	8
5t)	Lambo, Jac.	8
5t)	*Sanders, Mia.	8
5t)	Sturgis, LA-C	8
10t)	Sanchez, Ind.	7
10t)	Succop, Ten.	7
12t)	Nugent, Oak.	6
12t)	Tucker, Bal.	6
14t)	Gonzalez, Cle.	5
14t)	Hauschka, Buf.	5
16)	Gostkowski, N.E.	3

WEEK 2 / THROUGH MONDAY, SEPTEMBER 17, 2018

AFC / MOST YARDS FROM SCRIMMAGE

Rank	Player, Team	Total			Rushing			Receiving		
		Yards	Att+Rec	Avg	Yards	Att	Avg	Yards	Rec	Avg
1)	Hill, K.C. (WR)	263	14	18.8	4	2	2.0	259	12	21.6
2)	Conner, Pit. (RB)	257	49	5.2	152	39	3.9	105	10	10.5
3)	Smith-Schuster, Pit. (WR)	240	18	13.3	0	0	---	240	18	13.3
4)	Mixon, Cin. (RB)	236	44	5.4	179	38	4.7	57	6	9.5
5)	Gordon, LA-C (RB)	232	39	5.9	92	24	3.8	140	15	9.3
6)	Sanders, Den. (WR)	231	14	16.5	0	0	---	231	14	16.5
7)	Cook, Oak. (TE)	229	13	17.6	0	0	---	229	13	17.6
8)	Ekeler, LA-C (RB)	224	24	9.3	116	16	7.3	108	8	13.5
9)	*Lindsay, Den. (RB)	213	32	6.7	178	29	6.1	35	3	11.7
10)	James, Pit. (TE)	198	8	24.8	0	0	---	198	8	24.8
11)	Hopkins, Hou. (WR)	181	15	12.1	-7	1	-7.0	188	14	13.4
12)	Miller, Hou. (RB)	179	37	4.8	166	34	4.9	13	3	4.3
13t)	Allen, LA-C (WR)	175	14	12.5	0	0	---	175	14	12.5
13t)	Landry, Cle. (WR)	175	12	14.6	0	0	---	175	12	14.6
15)	Cole, Jac. (WR)	170	10	17.0	0	0	---	170	10	17.0
16)	Green, Cin. (WR)	161	11	14.6	0	0	---	161	11	14.6
17)	Brown, Pit. (WR)	160	18	8.9	0	0	---	160	18	8.9
18)	Enunwa, NY-J (WR)	155	13	11.9	0	0	---	155	13	11.9
19)	D. Lewis, Ten. (RB)	153	36	4.3	117	30	3.9	36	6	6.0
20)	Watkins, K.C. (WR)	152	10	15.2	31	1	31.0	121	9	13.4
21)	Powell, NY-J (RB)	145	23	6.3	66	17	3.9	79	6	13.2
22)	Crowell, NY-J (RB)	141	24	5.9	137	22	6.2	4	2	2.0
23t)	White, N.E. (RB)	140	20	7.0	29	9	3.2	111	11	10.1
23t)	Yeldon, Jac. (RB)	140	29	4.8	109	24	4.5	31	5	6.2
25)	Gronkowski, N.E. (TE)	138	9	15.3	0	0	---	138	9	15.3
26)	J. Brown, Bal. (WR)	137	8	17.1	1	1	1.0	136	7	19.4
27)	Drake, Mia. (RB)	136	32	4.3	101	25	4.0	35	7	5.0
28)	Cooper, Oak. (WR)	134	12	11.2	9	1	9.0	125	11	11.4
29)	Pryor, NY-J (WR)	133	7	19.0	0	0	---	133	7	19.0
30t)	Hilton, Ind. (WR)	129	12	10.8	0	0	---	129	12	10.8
30t)	Hunt, K.C. (RB)	129	35	3.7	124	34	3.6	5	1	5.0
32)	Westbrook, Jac. (WR)	128	10	12.8	-6	1	-6.0	134	9	14.9
33)	*Wilkins, Ind. (RB)	125	29	4.3	101	24	4.2	24	5	4.8
34)	Stills, Mia. (WR)	123	6	20.5	0	0	---	123	6	20.5
35t)	Boyd, Cin. (WR)	117	9	13.0	0	0	---	117	9	13.0
35t)	Davis, Ten. (WR)	117	11	10.6	0	0	---	117	11	10.6
35t)	Lynch, Oak. (RB)	117	33	3.5	106	29	3.7	11	4	2.8
38t)	Hyde, Cle. (RB)	115	40	2.9	105	38	2.8	10	2	5.0
38t)	Kelce, K.C. (TE)	115	8	14.4	0	0	---	115	8	14.4
40)	W. Fuller, Hou. (WR)	113	8	14.1	0	0	---	113	8	14.1
41)	Dorsett, N.E. (WR)	110	12	9.2	0	0	---	110	12	9.2
42)	Collins, Bal. (RB)	109	20	5.5	48	16	3.0	61	4	15.3
43)	M. Williams, LA-C (WR)	108	7	15.4	0	0	---	108	7	15.4
44)	Gore, Mia. (RB)	105	19	5.5	86	18	4.8	19	1	19.0
45t)	Snead, Bal. (WR)	103	9	11.4	0	0	---	103	9	11.4
45t)	Taylor, Cle. (QB)	103	12	8.6	103	12	8.6	0	0	---
47)	*Freeman, Den. (RB)	99	23	4.3	99	23	4.3	0	0	---
48)	Crabtree, Bal. (WR)	94	8	11.8	0	0	---	94	8	11.8
49)	Burkhead, N.E. (RB)	91	25	3.6	86	24	3.6	5	1	5.0
50t)	Grant, Ind. (WR)	89	10	8.9	0	0	---	89	10	8.9
50t)	Z. Jones, Buf. (WR)	89	5	17.8	0	0	---	89	5	17.8
50t)	McCoy, Buf. (RB)	89	21	4.2	61	16	3.8	28	5	5.6

WEEK 2 / THROUGH MONDAY, SEPTEMBER 17, 2018

AFC / LEADERS IN FIRST DOWNS

Rank	Player, Team	Rush	Rec	Tot
1t)	Gordon, LA-C (RB)	4	9	13
1t)	Smith-Schuster, Pit. (WR)	0	13	13
3t)	Brown, Pit. (WR)	0	11	11
3t)	Ekeler, LA-C (RB)	6	5	11
3t)	Hill, K.C. (WR)	1	10	11
6t)	Conner, Pit. (RB)	6	4	10
6t)	Cook, Oak. (TE)	0	10	10
6t)	Enunwa, NY-J (WR)	0	10	10
6t)	Green, Cin. (WR)	0	10	10
6t)	*Lindsay, Den. (RB)	9	1	10
6t)	Mixon, Cin. (RB)	8	2	10
12t)	Allen, LA-C (WR)	0	9	9
12t)	Cole, Jac. (WR)	0	9	9
14t)	Dorsett, N.E. (WR)	0	8	8
14t)	Drake, Mia. (RB)	6	2	8
14t)	Hilton, Ind. (WR)	0	8	8
14t)	Hopkins, Hou. (WR)	0	8	8
14t)	James, Pit. (TE)	0	8	8
14t)	Lynch, Oak. (RB)	7	1	8
14t)	Sanders, Den. (WR)	0	8	8
21t)	Allen, Bal. (RB)	3	4	7
21t)	Crowell, NY-J (RB)	6	1	7
21t)	Davis, Ten. (WR)	0	7	7
21t)	Watkins, K.C. (WR)	1	6	7
21t)	M. Williams, LA-C (WR)	0	7	7
26t)	Cooper, Oak. (WR)	0	6	6
26t)	*Freeman, Den. (RB)	6	0	6
26t)	W. Fuller, Hou. (WR)	0	6	6
26t)	Gronkowski, N.E. (TE)	0	6	6
26t)	*Hines, Ind. (RB)	3	3	6
26t)	Landry, Cle. (WR)	0	6	6
26t)	Miller, Hou. (RB)	6	0	6
26t)	Powell, NY-J (RB)	3	3	6
26t)	Pryor, NY-J (WR)	0	6	6
26t)	Snead, Bal. (WR)	0	6	6
26t)	De. Thomas, Den. (WR)	0	6	6
26t)	Westbrook, Jac. (WR)	0	6	6
26t)	White, N.E. (RB)	0	6	6
26t)	Yeldon, Jac. (RB)	3	3	6
40t)	*Allen, Buf. (QB)	5	0	5
40t)	*Andrews, Bal. (TE)	0	5	5
40t)	Blue, Hou. (RB)	5	0	5
40t)	Boyd, Cin. (WR)	0	5	5
40t)	J. Brown, Bal. (WR)	0	5	5
40t)	Crabtree, Bal. (WR)	0	5	5
40t)	Grant, Jac. (RB)	0	5	5
40t)	Hunt, K.C. (RB)	4	1	5
40t)	Hyde, Cle. (RB)	5	0	5
40t)	Kelce, K.C. (TE)	0	5	5
40t)	D. Lewis, Ten. (RB)	3	2	5
40t)	Stillls, Mia. (WR)	0	5	5
40t)	Taylor, Cle. (QB)	5	0	5
40t)	Watson, Hou. (QB)	5	0	5

WEEK 2 / THROUGH MONDAY, SEPTEMBER 17, 2018**AFC / LEADING PUNTERS**

Rank	Player, Team	No	Yards	Lg	Avg	TB	Blk	Dwn	OB	Opp Ret	In	Net
										Ret Yds	20	Avg
1)	Koch, Bal.	8	426	63	53.3	1	0	1	1	5 43	3	45.4
2)	Haack, Mia.	10	510	65	51.0	2	0	0	2	3 48	5	42.2
3)	Colquitt, K.C.	7	356	67	50.9	0	0	2	1	3 1	4	50.7
4)	Kaser, LA-C	7	353	66	50.4	1	0	1	1	3 101	2	33.1
5)	R. Allen, N.E.	10	503	59	50.3	1	0	3	0	4 41	3	44.2
6)	Kern, Ten.	9	440	62	48.9	0	0	0	2	6 26	5	46.0
7)	*Bojorquez, Buf.	13	620	58	47.7	1	0	0	1	9 71	5	40.7
8)	Sanchez, Ind.	7	330	59	47.1	1	0	0	0	2 5	1	43.6
9)	King, Den.	10	471	66	47.1	1	0	1	2	4 18	3	43.3
10)	Edwards, NY-J	8	375	60	46.9	0	0	1	1	3 48	4	40.9
11)	*Townsend, Oak.	8	367	56	45.9	1	0	0	2	3 13	2	41.8
12)	Colquitt, Cle.	15	640	57	42.7	1	0	1	4	6 56	7	37.6
13)	Berry, Pit.	12	507	59	42.3	1	0	2	3	3 69	4	34.8
14)	Huber, Cin.	8	337	55	42.1	0	0	3	0	2 -2	4	42.4
15)	*Daniel, Hou.	10	394	53	39.4	1	0	2	1	2 2	5	37.2
16)	*Cooke, Jac.	10	370	47	37.0	0	0	4	2	3 4	6	36.6

AFC / LEADING PUNTERS, NET AVERAGE

Rank	Player, Team	No	Yards	Lg	Avg	TB	Blk	Dwn	OB	Opp Ret	In	Net
										Ret Yds	20	Avg
1)	Colquitt, K.C.	7	356	67	50.9	0	0	2	1	3 1	4	50.7
2)	Kern, Ten.	9	440	62	48.9	0	0	0	2	6 26	5	46.0
3)	Koch, Bal.	8	426	63	53.3	1	0	1	1	5 43	3	45.4
4)	R. Allen, N.E.	10	503	59	50.3	1	0	3	0	4 41	3	44.2
5)	Sanchez, Ind.	7	330	59	47.1	1	0	0	0	2 5	1	43.6
6)	King, Den.	10	471	66	47.1	1	0	1	2	4 18	3	43.3
7)	Huber, Cin.	8	337	55	42.1	0	0	3	0	2 -2	4	42.4
8)	Haack, Mia.	10	510	65	51.0	2	0	0	2	3 48	5	42.2
9)	*Townsend, Oak.	8	367	56	45.9	1	0	0	2	3 13	2	41.8
10)	Edwards, NY-J	8	375	60	46.9	0	0	1	1	3 48	4	40.9
11)	*Bojorquez, Buf.	13	620	58	47.7	1	0	0	1	9 71	5	40.7
12)	Colquitt, Cle.	15	640	57	42.7	1	0	1	4	6 56	7	37.6
13)	*Daniel, Hou.	10	394	53	39.4	1	0	2	1	2 2	5	37.2
14)	*Cooke, Jac.	10	370	47	37.0	0	0	4	2	3 4	6	36.6
15)	Berry, Pit.	12	507	59	42.3	1	0	2	3	3 69	4	34.8
16)	Kaser, LA-C	7	353	66	50.4	1	0	1	1	3 101	2	33.1

AFC / PUNT RETURN LEADERS

Rank	Player, Team	Ret	FC	Yards	Avg	Long	TD
1)	A. Roberts, NY-J	4	3	141	35.3	78t	1
2)	Hill, K.C.	3	0	101	33.7	91t	1
3)	Grant, Mia.	4	1	47	11.8	22	0
4)	Switzer, Pit.	6	2	62	10.3	22	0
5)	Mickens, Jac.	4	1	31	7.8	16	0
6)	Ervin, Hou.	6	1	45	7.5	11	0
7)	*Grant, Bal.	7	4	52	7.4	51	0
8)	A. Jones, Den.	3	0	10	3.3	9	0
9)	*J.J. Jones, LA-C	4	2	13	3.3	10	0

AFC / KICKOFF RETURN LEADERS

Rank	Player, Team	Ret	Yards	Avg	Long	TD
1)	Grant, Mia.	3	159	53.0	102t	1
2)	Ervin, Hou.	5	156	31.2	36	0
3)	M. Murphy, Buf.	7	213	30.4	49	0
4)	Peppers, Cle.	4	106	26.5	28	0
5t)	Erickson, Cin.	3	73	24.3	28	0
5t)	Pascal, Ind.	3	73	24.3	28	0
7)	Mickens, Jac.	3	71	23.7	27	0
8)	Switzer, Pit.	7	136	19.4	28	0

WEEK 2 / THROUGH MONDAY, SEPTEMBER 17, 2018**AFC / LEADERS IN INTERCEPTIONS**

Rank	Player, Team	Int	Yards	Avg	Long	TD
1t)	Jones, Mia.	2	80	40.0	54	0
1t)	Lee, NY-J	2	57	28.5	36t	1
1t)	*Ward, Cle.	2	26	13.0	26	0
4t)	Adams, NY-J	1	38	38.0	38	0
4t)	Butler, Ten.	1	34	34.0	34	0
4t)	Carr, Bal.	1	32	32.0	32	0
4t)	Jack, Jac.	1	32	32.0	32t	1
4t)	K. Moore, Ind.	1	32	32.0	32	0
4t)	McDonald, Mia.	1	31	31.0	31	0
4t)	*Bates, Cin.	1	21	21.0	21	0
4t)	Jefferson, Bal.	1	15	15.0	15	0
4t)	Melvin, Oak.	1	15	15.0	15	0
4t)	*White, LA-C	1	9	9.0	9	0
4t)	Johnson, NY-J	1	7	7.0	7	0
4t)	P. Brown, Cin.	1	2	2.0	2	0
4t)	Alonso, Mia.	1	1	1.0	1	0
4t)	Williams, Cin.	1	1	1.0	1	0
4t)	Claiborne, NY-J	1	0	0.0	0	0
4t)	Gilmore, N.E.	1	0	0.0	0	0
4t)	Howard, Mia.	1	0	0.0	0	0
4t)	Jackson, Ten.	1	0	0.0	0	0
4t)	A. Jones, Den.	1	0	0.0	0	0
4t)	Mathieu, Hou.	1	0	0.0	0	0
4t)	Parker, K.C.	1	0	0.0	0	0
4t)	Phillips, LA-C	1	0	0.0	0	0
4t)	Randall, Cle.	1	0	0.0	0	0
4t)	Simmons, Den.	1	0	0.0	0	0
4t)	Sutton, Pit.	1	0	0.0	0	0
4t)	Vaccaro, Ten.	1	0	0.0	0	0
4t)	Van Noy, N.E.	1	0	0.0	0	0

WEEK 2 / THROUGH MONDAY, SEPTEMBER 17, 2018**AFC / LEADERS IN SACKS**

Rank	Player, Team	Sacks
1)	Miller, Den. (LB)	4.0
2t)	Atkins, Cin. (DT)	3.0
2t)	Ogunjobi, Cle. (DT)	3.0
2t)	Watt, Pit. (LB)	3.0
5t)	Casey, Ten. (DT)	2.0
5t)	Correa, Ten. (LB)	2.0
5t)	Garrett, Cle. (DE)	2.0
5t)	Hunt, Ind. (DE)	2.0
5t)	*James, LA-C (DB)	2.0
5t)	Reader, Hou. (NT)	2.0
5t)	T. Young, Bal. (DB)	2.0
12t)	Flowers, N.E. (DE)	1.5
12t)	Ingram, LA-C (DE)	1.5
12t)	Wise, N.E. (DE)	1.5
15t)	Adams, NY-J (DB)	1.0
15t)	Alexander, Buf. (LB)	1.0
15t)	H. Anderson, NY-J (DE)	1.0
15t)	*Avery, Cle. (LB)	1.0
15t)	Bailey, K.C. (DE)	1.0
15t)	Barrett, Den. (LB)	1.0
15t)	Bostic, Pit. (LB)	1.0
15t)	Brown, LA-C (LB)	1.0
15t)	Campbell, Jac. (DT)	1.0
15t)	Carrie, Cle. (DB)	1.0
15t)	Copeland, NY-J (LB)	1.0
15t)	Dunlap, Cin. (DE)	1.0
15t)	Dupree, Pit. (LB)	1.0
15t)	*Edmunds, Buf. (LB)	1.0
15t)	*Ejiofor, Hou. (LB)	1.0
15t)	Ford, K.C. (LB)	1.0
15t)	Fowler, Jac. (DE)	1.0
15t)	Hargrave, Pit. (DT)	1.0
15t)	C. Harris, Den. (DB)	1.0
15t)	Hayden, Jac. (DB)	1.0
15t)	Hayes, Mia. (DE)	1.0
15t)	Heyward, Pit. (DT)	1.0
15t)	*Hubbard, Cin. (DE)	1.0
15t)	Hughes, Buf. (DE)	1.0
15t)	*Hurst, Oak. (DT)	1.0
15t)	Irvin, Oak. (DE)	1.0
15t)	Jenkins, NY-J (LB)	1.0
15t)	*Leonard, Ind. (LB)	1.0
15t)	McCray, Jac. (DE)	1.0
15t)	McCullers, Pit. (DT)	1.0
15t)	*Nwosu, LA-C (LB)	1.0
15t)	Phillips, Mia. (DT)	1.0
15t)	Quinn, Mia. (DE)	1.0
15t)	Ryan, Ten. (DB)	1.0
15t)	Sheard, Ind. (DE)	1.0
15t)	Z. Smith, Bal. (LB)	1.0
15t)	Suggs, Bal. (LB)	1.0
15t)	Ward, Ind. (DE)	1.0
15t)	Williams, Cin. (DB)	1.0
15t)	T. Williams, Bal. (LB)	1.0
15t)	*K. Young, Bal. (LB)	1.0

WEEK 2 / THROUGH MONDAY, SEPTEMBER 17, 2018**AFC / FUMBLE RECOVERIES**

Rank	Player, Team	TotRec	OffRec	DefRec
1t)	Schobert, Cle.	2	0	2
1t)	Watson, Hou.	2	2	0
3t)	Bademosi, Hou.	1	0	1
3t)	Bitonio, Cle.	1	1	0
3t)	*Bojorquez, Buf.	1	1	0
3t)	Boyd, Cin.	1	1	0
3t)	*Chark, Jac.	1	1	0
3t)	Chickillo, Pit.	1	0	1
3t)	Derby, Mia.	1	1	0
3t)	Desir, Ind.	1	0	1
3t)	Ekeler, LA-C	1	1	0
3t)	Enunwa, NY-J	1	1	0
3t)	Fejedelem, Cin.	1	0	1
3t)	Flacco, Bal.	1	1	0
3t)	Fowler, Jac.	1	0	1
3t)	Harmon, N.E.	1	0	1
3t)	*Herndon, NY-J	1	1	0
3t)	Hightower, N.E.	1	0	1
3t)	Hogan, N.E.	1	1	0
3t)	*L. Jackson, Bal.	1	1	0
3t)	Jenkins, NY-J	1	0	1
3t)	*J.J. Jones, LA-C	1	1	0
3t)	*Leonard, Ind.	1	0	1
3t)	Mahomes, K.C.	1	1	0
3t)	Mathieu, Hou.	1	0	1
3t)	McMillan, Mia.	1	0	1
3t)	Milano, Buf.	1	0	1
3t)	Miller, Den.	1	0	1
3t)	Mitchell, Cle.	1	0	1
3t)	M. Murphy, Buf.	1	1	0
3t)	Payne, Jac.	1	0	1
3t)	Peppers, Cle.	1	0	1
3t)	*Phillips, Cin.	1	1	0
3t)	Powell, NY-J	1	1	0
3t)	Randall, Cle.	1	0	1
3t)	Roethlisberger, Pit.	1	1	0
3t)	Taylor, Cle.	1	1	0
3t)	Thomas, K.C.	1	1	0
3t)	Ty. Williams, LA-C	1	1	0
3t)	Williamson, NY-J	1	0	1
3t)	Willis, Cin.	1	0	1
3t)	Winchester, K.C.	1	0	1
3t)	T. Young, Bal.	1	1	0

WEEK 2 / THROUGH MONDAY, SEPTEMBER 17, 2018**AFC / OFFENSIVE FUMBLE RECOVERIES**

Rank	Player, Team	Ret	Yards	Avg	Long	TD
1)	Watson, Hou.	2	0	0.0	0	0
2t)	*Chark, Jac.	1	6	6.0	6	0
2t)	Bitonio, Cle.	1	0	0.0	0	0
2t)	*Bojorquez, Buf.	1	0	0.0	0	0
2t)	Boyd, Cin.	1	0	0.0	0	0
2t)	Derby, Mia.	1	0	0.0	0	0
2t)	Ekeler, LA-C	1	0	0.0	0	0
2t)	Enunwa, NY-J	1	0	0.0	0	0
2t)	Flacco, Bal.	1	0	0.0	0	0
2t)	*Herndon, NY-J	1	0	0.0	0	0
2t)	Hogan, N.E.	1	0	0.0	0	0
2t)	*L. Jackson, Bal.	1	0	0.0	0	0
2t)	*J.J. Jones, LA-C	1	0	0.0	0	0
2t)	Mahomes, K.C.	1	0	0.0	0	0
2t)	M. Murphy, Buf.	1	0	0.0	0	0
2t)	*Phillips, Cin.	1	0	0.0	0	0
2t)	Powell, NY-J	1	0	0.0	0	0
2t)	Roethlisberger, Pit.	1	0	0.0	0	0
2t)	Taylor, Cle.	1	0	0.0	0	0
2t)	Thomas, K.C.	1	0	0.0	0	0
2t)	Ty. Williams, LA-C	1	0	0.0	0	0
2t)	T. Young, Bal.	1	0	0.0	0	0

AFC / DEFENSIVE FUMBLE RECOVERIES

Rank	Player, Team	Ret	Yards	Avg	Long	TD
1)	Schobert, Cle.	2	26	13.0	26	0
2t)	Fejedelem, Cin.	1	83	83.0	83t	1
2t)	Peppers, Cle.	1	16	16.0	16	0
2t)	Harmon, N.E.	1	4	4.0	4	0
2t)	Mathieu, Hou.	1	1	1.0	1	0
2t)	Bademosi, Hou.	1	0	0.0	0	0
2t)	Chickillo, Pit.	1	0	0.0	0	0
2t)	Desir, Ind.	1	0	0.0	0	0
2t)	Fowler, Jac.	1	0	0.0	0	0
2t)	Hightower, N.E.	1	0	0.0	0	0
2t)	Jenkins, NY-J	1	0	0.0	0	0
2t)	*Leonard, Ind.	1	0	0.0	0	0
2t)	McMillan, Mia.	1	0	0.0	0	0
2t)	Milano, Buf.	1	0	0.0	0	0
2t)	Miller, Den.	1	0	0.0	0	0
2t)	Mitchell, Cle.	1	0	0.0	0	0
2t)	Payne, Jac.	1	0	0.0	0	0
2t)	Randall, Cle.	1	0	0.0	0	0
2t)	Williamson, NY-J	1	0	0.0	0	0
2t)	Willis, Cin.	1	0	0.0	0	0
2t)	Winchester, K.C.	1	0	0.0	0	0

WEEK 2 / THROUGH MONDAY, SEPTEMBER 17, 2018**NFC / LEADING PASSERS**

Player, Team	Att	Comp	Pct Comp	Yds	Avg Gain	TD	Pct TD	Long	Int	Pct Int	Rating Points
Fitzpatrick, T.B.	61	48	78.7	819	13.43	8	13.1	75t	1	1.6	151.5
Brees, N.O.	80	65	81.3	682	8.53	5	6.3	42	0	0.0	123.0
Rodgers, G.B.	72	50	69.4	567	7.88	4	5.6	75t	0	0.0	111.3
Cousins, Min.	84	55	65.5	669	7.96	6	7.1	75t	1	1.2	108.7
Goff, LA-R	65	42	64.6	587	9.03	3	4.6	57	1	1.5	102.5
A. Smith, Was.	76	54	71.1	547	7.20	2	2.6	52	0	0.0	100.1
Newton, Car.	71	49	69.0	496	6.99	3	4.2	51t	1	1.4	96.9
Wilson, Sea.	69	41	59.4	524	7.59	5	7.2	66	3	4.3	89.3
Prescott, Dal.	54	35	64.8	330	6.11	1	1.9	64t	0	0.0	87.7
Manning, NY-G	81	56	69.1	503	6.21	1	1.2	37	1	1.2	84.5
Ryan, Atl.	71	44	62.0	523	7.37	2	2.8	36	2	2.8	82.1
Trubisky, Chi.	69	48	69.6	371	5.38	2	2.9	33	2	2.9	80.0
Foles, Phi.	82	54	65.9	451	5.50	1	1.2	50	1	1.2	78.9
Garoppolo, S.F.	59	33	55.9	467	7.92	3	5.1	56	3	5.1	77.4
Stafford, Det.	99	61	61.6	633	6.39	4	4.0	67	4	4.0	76.7
Bradford, Ariz	61	37	60.7	243	3.98	0	0.0	27	2	3.3	55.6

NFC / LEADING PASSERS, RANKS

Player, Team	Att	Comp	Pct Comp	Yds	Avg Gain	TD	Pct TD	Long	Int	Pct Int	Rating Points
Fitzpatrick, T.B.	13t	9t	2	1	1	1	1		5t	10	1
Brees, N.O.	5	1	1	2	3	3t	4		1t	1t	2
Rodgers, G.B.	7	7	5	6	6	5t	5		1t	1t	3
Cousins, Min.	2	4	9	3	4	2	3		5t	5	4
Goff, LA-R	12	12	11	5	2	7t	7		5t	9	5
A. Smith, Was.	6	5t	3	7	9	10t	12		1t	1t	6
Newton, Car.	8t	8	7	11	10	7t	8		5t	8	7
Wilson, Sea.	10t	13	15	8	7	3t	2	14t	15	15	8
Prescott, Dal.	16	15	10	15	13	13t	13		1t	1t	9
Manning, NY-G	4	3	6	10	12	13t	14		5t	7	10
Ryan, Atl.	8t	11	12	9	8	10t	11	11t	11	11	11
Trubisky, Chi.	10t	9t	4	14	15	10t	10		11t	12	12
Foles, Phi.	3	5t	8	13	14	13t	15		5t	6	13
Garoppolo, S.F.	15	16	16	12	5	7t	6	14t	16	16	14
Stafford, Det.	1	2	13	4	11	5t	9	16	14	15	15
Bradford, Ariz	13t	14	14	16	16	16t	16	11t	13	16	16

WEEK 2 / THROUGH MONDAY, SEPTEMBER 17, 2018**NFC / FOURTH-QUARTER PASSING LEADERS**

Rank	Player, Team	Att	Comp	Comp%	Yards	YPA	TD	TD%	Int	Int%	Rating
1)	Rodgers, G.B.	26	19	73.1	324	12.46	3	11.5	0	0.0	153.4
2)	Fitzpatrick, T.B.	12	11	91.7	151	12.58	1	8.3	0	0.0	146.5
3)	Brees, N.O.	25	19	76.0	211	8.44	3	12.0	0	0.0	140.2
4)	Newton, Car.	24	18	75.0	242	10.08	2	8.3	1	4.2	117.0
5)	Wilson, Sea.	24	18	75.0	242	10.08	3	12.5	2	8.3	111.5
6)	Stafford, Det.	33	19	57.6	221	6.70	2	6.1	0	0.0	98.2
7)	A. Smith, Was.	22	16	72.7	172	7.82	0	0.0	0	0.0	95.3
8)	Prescott, Dal.	17	13	76.5	104	6.12	0	0.0	0	0.0	91.3
9)	Goff, LA-R	22	12	54.5	126	5.73	1	4.5	0	0.0	86.6
10)	Trubisky, Chi.	15	8	53.3	56	3.73	1	6.7	0	0.0	84.3
11)	Cousins, Min.	18	7	38.9	134	7.44	3	16.7	1	5.6	81.9
12)	Manning, NY-G	29	19	65.5	176	6.07	1	3.4	1	3.4	79.1
13)	Ryan, Atl.	19	13	68.4	174	9.16	0	0.0	1	5.3	75.3
14)	Foles, Phi.	20	13	65.0	103	5.15	1	5.0	1	5.0	73.5
15)	Bradford, Ariz	29	21	72.4	107	3.69	0	0.0	1	3.4	63.4
16)	Garoppolo, S.F.	15	8	53.3	101	6.73	0	0.0	2	13.3	35.0
17)	Cassel, Det.	5	2	40.0	14	2.80	0	0.0	1	20.0	8.3

NFC / THIRD-DOWN PASSING LEADERS

Rank	Player, Team	Att	Comp	Comp%	Yards	YPA	TD	TD%	Int	Int%	Rating
1)	Fitzpatrick, T.B.	17	13	76.5	222	13.06	2	11.8	0	0.0	157.1
2)	Rodgers, G.B.	16	11	68.8	174	10.88	1	6.3	0	0.0	125.5
3)	Manning, NY-G	23	19	82.6	214	9.30	1	4.3	0	0.0	119.9
4)	Cousins, Min.	23	13	56.5	179	7.78	2	8.7	0	0.0	110.6
5)	A. Smith, Was.	22	15	68.2	182	8.27	1	4.5	0	0.0	108.5
6)	Brees, N.O.	12	7	58.3	53	4.42	1	8.3	0	0.0	96.9
7)	Newton, Car.	15	9	60.0	55	3.67	1	6.7	0	0.0	89.6
8)	Foles, Phi.	19	13	68.4	117	6.16	0	0.0	0	0.0	84.8
9)	Trubisky, Chi.	18	12	66.7	93	5.17	0	0.0	0	0.0	79.2
10)	Ryan, Atl.	19	11	57.9	128	6.74	1	5.3	1	5.3	74.0
11t)	Bradford, Ariz	16	9	56.3	56	3.50	0	0.0	0	0.0	63.5
11t)	Prescott, Dal.	16	9	56.3	56	3.50	0	0.0	0	0.0	63.5
13)	Wilson, Sea.	17	7	41.2	74	4.35	2	11.8	2	11.8	54.2
14)	Stafford, Det.	22	11	50.0	170	7.73	1	4.5	2	9.1	53.2
15)	Goff, LA-R	17	9	52.9	125	7.35	0	0.0	1	5.9	52.3
16)	Garoppolo, S.F.	15	6	40.0	76	5.07	0	0.0	1	6.7	28.7

WEEK 2 / THROUGH MONDAY, SEPTEMBER 17, 2018**NFC / LEADING RUSHERS**

Rank	Player, Team	Att	Yards	Avg	Long	TD
1)	Breida, S.F.	22	184	8.4	66t	1
2)	Gurley, LA-R	39	150	3.8	23	3
3)	Elliott, Dal.	32	147	4.6	19	2
4)	*Barkley, NY-G	29	134	4.6	68t	1
5)	Coleman, Atl.	25	126	5.0	36	1
6)	Howard, Chi.	29	117	4.0	16	0
7)	Peterson, Was.	37	116	3.1	17	1
8)	J. Williams, G.B.	31	106	3.4	11	0
9)	Newton, Car. (QB)	18	100	5.6	29	1
10)	Barber, T.B.	35	91	2.6	23	0
11)	McCaffrey, Car.	18	87	4.8	15	0
12)	Morris, S.F.	26	86	3.3	14	0
13t)	Ajayi, Phi.	22	85	3.9	20	3
13t)	Johnson, Ariz	22	85	3.9	11	1
15)	Cook, Min.	26	78	3.0	15	0
16t)	Carson, Sea.	13	75	5.8	24	0
16t)	Kamara, N.O.	21	75	3.6	18	2
18t)	C. Anderson, Car.	10	66	6.6	22	0
18t)	Thompson, Was.	9	66	7.3	16	0
20)	Prescott, Dal. (QB)	12	64	5.3	15	0
21)	Murray, Min.	15	61	4.1	9	0
22)	*Johnson, Det.	13	60	4.6	21	0
23t)	Clement, Phi.	11	56	5.1	21	1
23t)	Trubisky, Chi. (QB)	12	56	4.7	17	1
25)	M. Brown, LA-R	13	51	3.9	19	0
26)	*Smith, Atl.	9	46	5.1	18	0
27t)	Montgomery, G.B.	7	38	5.4	16	0
27t)	*Penny, Sea.	17	38	2.2	10	0
29)	Freeman, Atl.	6	36	6.0	20	0
30t)	Blount, Det.	12	35	2.9	13	0
30t)	Fitzpatrick, T.B. (QB)	13	35	2.7	12	1
32)	Cohen, Chi.	9	33	3.7	11	0
33)	Cousins, Min. (QB)	6	31	5.2	13	0
34t)	Crowder, Was. (WR)	2	29	14.5	25	0
34t)	*Edmonds, Ariz	5	29	5.8	9	0
36t)	Smallwood, Phi.	7	28	4.0	8	0
36t)	A. Smith, Was. (QB)	12	28	2.3	7	0
38)	Gillislee, N.O.	11	27	2.5	5	0
39)	Ryan, Atl. (QB)	6	26	4.3	8t	2
40)	Rodgers, G.B. (QB)	4	23	5.8	15	0
41)	Wilson, Sea. (QB)	5	22	4.4	9	0
42)	Riddick, Det.	4	20	5.0	6	0
43)	Agholor, Phi. (WR)	2	18	9.0	16	0
44)	Gabriel, Chi. (WR)	3	17	5.7	8	0
45t)	Austin, Dal. (WR)	2	16	8.0	15	0
45t)	Kupp, LA-R (WR)	2	16	8.0	12	0
47)	*S. Wilson, T.B.	2	15	7.5	9	0
48t)	Rodgers, T.B.	7	14	2.0	7	0
48t)	Stafford, Det. (QB)	2	14	7.0	8	0
50)	J. Jones, Atl. (WR)	1	11	11.0	11	0

NFC / THIRD-AND-ONE RUSHING LEADERS

Rank	Player, Team	Att	FD	Pct
1t)	*Barkley, NY-G	3	3	100.0
1t)	Gurley, LA-R	2	2	100.0
1t)	Kamara, N.O.	2	2	100.0
1t)	Morris, S.F.	2	2	100.0
1t)	Newton, Car.	2	2	100.0
1t)	Peterson, Was.	2	2	100.0
1t)	Agholor, Phi.	1	1	100.0
1t)	Ajayi, Phi.	1	1	100.0
1t)	T. Burton, Chi.	1	1	100.0
1t)	Clement, Phi.	1	1	100.0
1t)	M. Davis, Sea.	1	1	100.0
1t)	Fitzpatrick, T.B.	1	1	100.0
1t)	Garoppolo, S.F.	1	1	100.0
1t)	Goff, LA-R	1	1	100.0
1t)	Ham, Min.	1	1	100.0
1t)	*Johnson, Det.	1	1	100.0
1t)	Kelley, Was.	1	1	100.0
1t)	Sproles, Phi.	1	1	100.0
19)	Coleman, Atl.	2	1	50.0

WEEK 2 / THROUGH MONDAY, SEPTEMBER 17, 2018**NFC / LEADERS IN RECEPTIONS**

Rank	Player, Team	Rec	Yards	Avg	Long	TD
1)	Thomas, N.O.	28	269	9.6	35	3
2)	McCaffrey, Car. (RB)	20	147	7.4	18	0
3)	Thompson, Was. (RB)	19	155	8.2	23	1
4)	Thielen, Min.	18	233	12.9	34	1
5)	M. Evans, T.B.	17	230	13.5	50t	2
6t)	Ertz, Phi. (TE)	16	142	8.9	34	0
6t)	Agholor, Phi.	16	121	7.6	50	1
6t)	*Barkley, NY-G (RB)	16	102	6.4	18	0
9t)	J. Jones, Atl.	15	233	15.5	36	0
9t)	Kamara, N.O. (RB)	15	165	11.0	35	1
9t)	Beckham, NY-G	15	162	10.8	24	0
12t)	Tate, Det.	14	188	13.4	67	1
12t)	Robinson, Chi.	14	144	10.3	33	0
12t)	Riddick, Det. (RB)	14	62	4.4	10	0
15t)	Golladay, Det.	13	203	15.6	30t	1
15t)	Cobb, G.B.	13	172	13.2	75t	1
15t)	D. Adams, G.B.	13	152	11.7	51	2
18t)	Cooks, LA-R	12	246	20.5	57	0
18t)	Diggs, Min.	12	171	14.3	75t	3
20t)	Allison, G.B.	11	133	12.1	39t	1
20t)	Kupp, LA-R	11	115	10.5	29	1
22t)	Funchess, Car.	10	118	11.8	27	0
22t)	Fitzgerald, Ariz	10	104	10.4	27	0
22t)	Reed, Was. (TE)	10	103	10.3	22	1
25t)	Jackson, T.B.	9	275	30.6	75t	3
25t)	Ginn, N.O.	9	123	13.7	42	1
25t)	Woods, LA-R	9	118	13.1	21	0
25t)	Cook, Min. (RB)	9	107	11.9	24	0
25t)	Beasley, Dal.	9	86	9.6	17	0
25t)	Engram, NY-G (TE)	9	85	9.4	18t	1
25t)	Gabriel, Chi.	9	55	6.1	31	0
25t)	*Edmonds, Ariz (RB)	9	39	4.3	8	0
33t)	Lockett, Sea.	8	119	14.9	51t	2
33t)	M. Jones, Det.	8	108	13.5	28	1
33t)	Graham, G.B. (TE)	8	103	12.9	34	0
33t)	Godwin, T.B.	8	97	12.1	17	2
33t)	Richardson, Was.	8	85	10.6	34	0
33t)	Wright, Car.	8	85	10.6	22	1
33t)	Hooper, Atl. (TE)	8	83	10.4	30	1
33t)	Rudolph, Min. (TE)	8	83	10.4	23	1
33t)	S. Shepard, NY-G	8	72	9.0	16	0
33t)	Howard, Chi. (RB)	8	58	7.3	18	0
33t)	*Johnson, Det. (RB)	8	43	5.4	9	0
33t)	Elliott, Dal. (RB)	8	26	3.3	13	0
45t)	Kittle, S.F. (TE)	7	112	16.0	36	0
45t)	Marshall, Sea.	7	90	12.9	20t	1
45t)	Watson, N.O. (TE)	7	63	9.0	21	0
45t)	Thompson, Dal.	7	60	8.6	13	0
45t)	Seals-Jones, Ariz (TE)	7	36	5.1	8	0
50t)	*Dissly, Sea. (TE)	6	147	24.5	66	2
50t)	Garcon, S.F.	6	78	13.0	20	0
50t)	Gurley, LA-R (RB)	6	70	11.7	19t	1
50t)	Sanu, Atl.	6	37	6.2	12	0
50t)	Johnson, Ariz (RB)	6	33	5.5	16	0

WEEK 2 / THROUGH MONDAY, SEPTEMBER 17, 2018**NFC / RECEIVING YARDAGE LEADERS**

Rank	Player, Team	Yards	Rec	Avg	Long	TD
1)	Jackson, T.B.	275	9	30.6	75t	3
2)	Thomas, N.O.	269	28	9.6	35	3
3)	Cooks, LA-R	246	12	20.5	57	0
4t)	J. Jones, Atl.	233	15	15.5	36	0
4t)	Thielen, Min.	233	18	12.9	34	1
6)	M. Evans, T.B.	230	17	13.5	50t	2
7)	Golladay, Det.	203	13	15.6	30t	1
8)	Tate, Det.	188	14	13.4	67	1
9)	Cobb, G.B.	172	13	13.2	75t	1
10)	Diggs, Min.	171	12	14.3	75t	3
11)	Kamara, N.O. (RB)	165	15	11.0	35	1
12)	Beckham, NY-G	162	15	10.8	24	0
13)	Thompson, Was. (RB)	155	19	8.2	23	1
14)	D. Adams, G.B.	152	13	11.7	51	2
15)	Howard, T.B. (TE)	150	5	30.0	75t	1
16t)	*Dissly, Sea. (TE)	147	6	24.5	66	2
16t)	McCaffrey, Car. (RB)	147	20	7.4	18	0
18)	Robinson, Chi.	144	14	10.3	33	0
19)	Ertz, Phi. (TE)	142	16	8.9	34	0
20)	Allison, G.B.	133	11	12.1	39t	1
21)	Ginn, N.O.	123	9	13.7	42	1
22)	Agholor, Phi.	121	16	7.6	50	1
23)	Lockett, Sea.	119	8	14.9	51t	2
24t)	Funchess, Car.	118	10	11.8	27	0
24t)	Woods, LA-R	118	9	13.1	21	0
26)	Kupp, LA-R	115	11	10.5	29	1
27)	Kittle, S.F. (TE)	112	7	16.0	36	0
28)	M. Jones, Det.	108	8	13.5	28	1
29)	Cook, Min. (RB)	107	9	11.9	24	0
30)	Fitzgerald, Ariz	104	10	10.4	27	0
31t)	Graham, G.B. (TE)	103	8	12.9	34	0
31t)	Reed, Was. (TE)	103	10	10.3	22	1
33)	*Barkley, NY-G (RB)	102	16	6.4	18	0
34)	Peterson, Was. (RB)	100	5	20.0	52	0
35)	Godwin, T.B.	97	8	12.1	17	2
36)	*Pettis, S.F.	96	3	32.0	39	1
37)	Marshall, Sea.	90	7	12.9	20t	1
38)	Beasley, Dal.	86	9	9.6	17	0
39t)	Engram, NY-G (TE)	85	9	9.4	18t	1
39t)	Richardson, Was.	85	8	10.6	34	0
39t)	Wright, Car.	85	8	10.6	22	1
42t)	Hooper, Atl. (TE)	83	8	10.4	30	1
42t)	Rudolph, Min. (TE)	83	8	10.4	23	1
44)	Austin, Dal.	79	2	39.5	64t	1
45)	Garcon, S.F.	78	6	13.0	20	0
46)	S. Shepard, NY-G	72	8	9.0	16	0
47)	Gurley, LA-R (RB)	70	6	11.7	19t	1
48)	Juszczyk, S.F. (RB)	69	4	17.3	56	0
49)	*Ridley, Atl.	64	4	16.0	22	1
50)	Watson, N.O. (TE)	63	7	9.0	21	0

WEEK 2 / THROUGH MONDAY, SEPTEMBER 17, 2018

NFC / THIRD-DOWN RECEIVING LEADERS

Rank	Player, Team	Rec	Yards	Avg	Long	TD
1t)	Thielen, Min.	6	86	14.3	34	0
1t)	Beckham, NY-G	6	72	12.0	17	0
1t)	Thompson, Was. (RB)	6	43	7.2	14	0
4t)	Cobb, G.B.	5	113	22.6	75t	1
4t)	Tate, Det.	5	87	17.4	67	0
4t)	M. Evans, T.B.	5	84	16.8	50t	1
4t)	Kupp, LA-R	5	72	14.4	29	0
4t)	Engram, NY-G (TE)	5	50	10.0	18t	1
4t)	*Barkley, NY-G (RB)	5	49	9.8	18	0
4t)	Thomas, N.O.	5	45	9.0	15	1
4t)	Elliot, Dal. (RB)	5	19	3.8	13	0
12t)	J. Jones, Atl.	4	66	16.5	33	0
12t)	Robinson, Chi.	4	39	9.8	13	0
12t)	Beasley, Dal.	4	37	9.3	16	0
12t)	*Kirk, Ariz	4	29	7.3	11	0
12t)	Agholor, Phi.	4	26	6.5	13	0
17t)	Graham, G.B. (TE)	3	44	14.7	34	0
17t)	Marshall, Sea.	3	43	14.3	20t	1
17t)	Ertz, Phi. (TE)	3	32	10.7	18	0
17t)	Fitzgerald, Ariz	3	30	10.0	15	0
17t)	Rodgers, T.B. (RB)	3	23	7.7	13	0
17t)	Wright, Car.	3	17	5.7	7	1
23t)	Jackson, T.B.	2	63	31.5	35	0
23t)	Cooks, LA-R	2	37	18.5	24	0
23t)	M. Jones, Det.	2	37	18.5	19	0
23t)	Richardson, Was.	2	35	17.5	34	0
23t)	*Ridley, Atl.	2	33	16.5	22	1
23t)	Diggs, Min.	2	28	14.0	22t	1
23t)	Allison, G.B.	2	27	13.5	15	0
23t)	Clement, Phi. (RB)	2	27	13.5	15	0
23t)	Rudolph, Min. (TE)	2	25	12.5	23	0
23t)	Funchess, Car.	2	24	12.0	12	0
23t)	Doctson, Was.	2	20	10.0	14	0
23t)	Aiken, Phi.	2	19	9.5	10	0
23t)	Crowder, Was.	2	17	8.5	17	0
23t)	Godwin, T.B.	2	17	8.5	9t	1
23t)	Sanu, Atl.	2	17	8.5	10	0
23t)	Howard, Chi. (RB)	2	15	7.5	10	0
23t)	Reed, Was. (TE)	2	15	7.5	11	1
23t)	Riddick, Det. (RB)	2	14	7.0	10	0
23t)	Sproles, Phi. (RB)	2	13	6.5	9	0
23t)	*Thomas, Car. (TE)	2	10	5.0	8	0
23t)	Sims, Chi. (TE)	2	9	4.5	9	0
23t)	Freeman, Atl. (RB)	2	7	3.5	14	0
23t)	Juszczyk, S.F. (RB)	2	4	2.0	3	0
23t)	McCaffrey, Car. (RB)	2	4	2.0	3	0
47t)	Peterson, Was. (RB)	1	52	52.0	52	0
47t)	*Pettis, S.F.	1	39	39.0	39	0
47t)	Howard, T.B. (TE)	1	35	35.0	35	0
47t)	Lockett, Sea.	1	20	20.0	20	0
47t)	Cook, Min. (RB)	1	17	17.0	17	0
47t)	Golladay, Det.	1	17	17.0	17	0
47t)	D. Adams, G.B.	1	16	16.0	16	0
47t)	Ellison, NY-G (TE)	1	16	16.0	16	0
47t)	S. Shepard, NY-G	1	16	16.0	16	0
47t)	T. Burton, Chi. (TE)	1	15	15.0	15	0
47t)	Foles, Phi. (QB)	1	15	15.0	15	0
47t)	Roberts, Det. (TE)	1	15	15.0	15t	1
47t)	Kittle, S.F. (TE)	1	14	14.0	14	0
47t)	Treadwell, Min.	1	14	14.0	14t	1
47t)	Montgomery, G.B. (RB)	1	13	13.0	13	0
47t)	Carr, N.O.	1	11	11.0	11	0
47t)	Gallman, NY-G (RB)	1	11	11.0	11	0
47t)	Garcon, S.F.	1	11	11.0	11	0
47t)	*A. Miller, Chi.	1	11	11.0	11	0
47t)	J. Brown, Sea.	1	10	10.0	10	0
47t)	M. Brown, LA-R (RB)	1	9	9.0	9	0
47t)	Cohen, Chi. (RB)	1	9	9.0	9	0
47t)	Morgan, Min. (TE)	1	9	9.0	9	0
47t)	Breida, S.F. (RB)	1	8	8.0	8	0
47t)	Woods, LA-R	1	7	7.0	7	0
47t)	Coleman, Atl. (RB)	1	5	5.0	5	0
47t)	Gabriel, Chi.	1	-5	-5.0	-5	0
47t)	Seals-Jones, Ariz (TE)	1	-5	-5.0	-5	0
47t)	Ginn, N.O.	1	-3	-3.0	-3	0
47t)	J. Williams, G.B. (RB)	1	3	3.0	3	0

47t) *Dissly, Sea. (TE)	1	2	2.0	2t	1
47t) *Edmonds, Ariz (RB)	1	2	2.0	2	0
47t) M. Davis, Sea. (RB)	1	-1	-1.0	-1	0

WEEK 2 / THROUGH MONDAY, SEPTEMBER 17, 2018

NFC / LEADING SCORERS, NONKICKERS

Rank	Player, Team	TD	Rush	Rec	Ret	X2	Pts
1)	Gurley, LA-R (RB)	4	3	1	0	2	28
2)	Kamara, N.O. (RB)	3	2	1	0	2	22
3t)	Ajayi, Phi. (RB)	3	3	0	0	1	20
3t)	Diggs, Min. (WR)	3	0	3	0	1	20
5t)	Jackson, T.B. (WR)	3	0	3	0	0	18
5t)	Thomas, N.O. (WR)	3	0	3	0	0	18
7t)	D. Adams, G.B. (WR)	2	0	2	0	0	12
7t)	*Dissly, Sea. (TE)	2	0	2	0	0	12
7t)	Elliot, Dal. (RB)	2	2	0	0	0	12
7t)	M. Evans, T.B. (WR)	2	0	2	0	0	12
7t)	Godwin, T.B. (WR)	2	0	2	0	0	12
7t)	Lockett, Sea. (WR)	2	0	2	0	0	12
7t)	Ryan, Atl. (QB)	2	2	0	0	0	12
14)	Ginn, N.O. (WR)	1	0	1	0	1	8
15t)	Agholor, Phi. (WR)	1	0	1	0	0	6
15t)	Allison, G.B. (WR)	1	0	1	0	0	6
15t)	Amukamara, Chi. (DB)	1	0	0	1	0	6
15t)	Armah, Car. (RB)	1	1	0	0	0	6
15t)	Austin, Dal. (WR)	1	0	1	0	0	6
15t)	*Barkley, NY-G (RB)	1	1	0	0	0	6
15t)	Bourne, S.F. (WR)	1	0	1	0	0	6
15t)	Breida, S.F. (RB)	1	1	0	0	0	6
15t)	T. Burton, Chi. (TE)	1	0	1	0	0	6
15t)	Celek, S.F. (TE)	1	0	1	0	0	6
15t)	Clement, Phi. (RB)	1	1	0	0	0	6
15t)	Cobb, G.B. (WR)	1	0	1	0	0	6
15t)	Coleman, Atl. (RB)	1	1	0	0	0	6
15t)	Diggs, Det. (DB)	1	0	0	1	0	6
15t)	Engram, NY-G (TE)	1	0	1	0	0	6
15t)	J. Evans, T.B. (DB)	1	0	0	1	0	6
15t)	Fitzpatrick, T.B. (QB)	1	1	0	0	0	6
15t)	Golladay, Det. (WR)	1	0	1	0	0	6
15t)	Higbee, LA-R (TE)	1	0	1	0	0	6
15t)	Hooper, Atl. (TE)	1	0	1	0	0	6
15t)	Howard, T.B. (TE)	1	0	1	0	0	6
15t)	*Hughes, Min. (DB)	1	0	0	1	0	6
15t)	*J. Jackson, G.B. (DB)	1	0	0	1	0	6
15t)	Johnson, Ariz (RB)	1	1	0	0	0	6
15t)	M. Jones, Det. (WR)	1	0	1	0	0	6
15t)	Kupp, LA-R (WR)	1	0	1	0	0	6
15t)	Mack, Chi. (LB)	1	0	0	1	0	6
15t)	Marshall, Sea. (WR)	1	0	1	0	0	6
15t)	*A. Miller, Chi. (WR)	1	0	1	0	0	6
15t)	*Moore, Car. (WR)	1	0	1	0	0	6
15t)	Newton, Car. (QB)	1	1	0	0	0	6
15t)	Peters, LA-R (DB)	1	0	0	1	0	6
15t)	Peterson, Was. (RB)	1	1	0	0	0	6
15t)	*Pettis, S.F. (WR)	1	0	1	0	0	6
15t)	Reed, Was. (TE)	1	0	1	0	0	6
15t)	*Ridley, Atl. (WR)	1	0	1	0	0	6
15t)	Roberts, Det. (TE)	1	0	1	0	0	6
15t)	Rudolph, Min. (TE)	1	0	1	0	0	6
15t)	T. Smith, Car. (WR)	1	0	1	0	0	6
15t)	Tate, Det. (WR)	1	0	1	0	0	6
15t)	Thielen, Min. (WR)	1	0	1	0	0	6
15t)	Thompson, Was. (RB)	1	0	1	0	0	6
15t)	Treadwell, Min. (WR)	1	0	1	0	0	6
15t)	Trubisky, Chi. (QB)	1	1	0	0	0	6
15t)	Wright, Car. (WR)	1	0	1	0	0	6

WEEK 2 / THROUGH MONDAY, SEPTEMBER 17, 2018**NFC / LEADING SCORERS, KICKERS**

Rank	Player, Team	PAT	FG	Pct	Long	Pts
1)	Crosby, G.B.	5/ 5	6/ 7	.857	48	23
2)	Gould, S.F.	4/ 4	6/ 6	1.000	45	22
3)	Parkey, Chi.	5/ 5	4/ 4	1.000	33	17
4)	Rosas, NY-G	1/ 1	5/ 5	1.000	44	16
5t)	Catanzaro, T.B.	9/10	2/ 3	.667	36	15
5t)	Hopkins, Was.	3/ 3	4/ 5	.800	49	15
5t)	Zuerlein, LA-R	3/ 3	4/ 5	.800	55	15
8)	Prater, Det.	5/ 5	3/ 5	.600	43	14
9t)	Bryant, Atl.	4/ 5	3/ 3	1.000	52	13
9t)	Lutz, N.O.	4/ 4	3/ 4	.750	44	13
11)	Janikowski, Sea.	5/ 5	2/ 3	.667	56	11
12)	Gano, Car.	4/ 4	2/ 2	1.000	54	10
13)	*Carlson, Min.	6/ 6	1/ 4	.250	48	9
14)	Maher, Dal.	2/ 2	2/ 3	.667	37	8
15)	Elliott, Phi.	4/ 4	1/ 2	.500	26	7
16)	Hekker, LA-R	1/ 1	1/ 1	1.000	20	4

NFC / TOUCHBACKS ON KICKOFFS

Rank	Player, Team	TB
1)	Catanzaro, T.B.	11
2)	Crosby, G.B.	10
3)	*Carlson, Min.	9
4t)	Hopkins, Was.	8
4t)	Parkey, Chi.	8
4t)	Zuerlein, LA-R	8
7t)	Bosher, Atl.	7
7t)	Elliott, Phi.	7
7t)	Gano, Car.	7
7t)	Lutz, N.O.	7
7t)	Pinion, S.F.	7
12)	Janikowski, Sea.	6
13t)	Maher, Dal.	5
13t)	Rosas, NY-G	5
15)	Martin, Det.	3
16)	Hekker, LA-R	2

WEEK 2 / THROUGH MONDAY, SEPTEMBER 17, 2018

NFC / MOST YARDS FROM SCRIMMAGE

Rank	Player, Team	Total			Rushing			Receiving		
		Yards	Att+Rec	Avg	Yards	Att	Avg	Yards	Rec	Avg
1)	Jackson, T.B. (WR)	275	9	30.6	0	0	---	275	9	30.6
2)	Thomas, N.O. (WR)	269	28	9.6	0	0	---	269	28	9.6
3)	Cooks, LA-R (WR)	252	13	19.4	6	1	6.0	246	12	20.5
4)	J. Jones, Atl. (WR)	244	16	15.3	11	1	11.0	233	15	15.5
5)	Kamara, N.O. (RB)	240	36	6.7	75	21	3.6	165	15	11.0
6)	*Barkley, NY-G (RB)	236	45	5.2	134	29	4.6	102	16	6.4
7)	McCaffrey, Car. (RB)	234	38	6.2	87	18	4.8	147	20	7.4
8)	Thielen, Min. (WR)	233	18	12.9	0	0	---	233	18	12.9
9)	M. Evans, T.B. (WR)	230	17	13.5	0	0	---	230	17	13.5
10)	Thompson, Was. (RB)	221	28	7.9	66	9	7.3	155	19	8.2
11)	Gurley, LA-R (RB)	220	45	4.9	150	39	3.8	70	6	11.7
12)	Peterson, Was. (RB)	216	42	5.1	116	37	3.1	100	5	20.0
13)	Breida, S.F. (RB)	210	26	8.1	184	22	8.4	26	4	6.5
14)	Golladay, Det. (WR)	203	13	15.6	0	0	---	203	13	15.6
15)	Tate, Det. (WR)	197	15	13.1	9	1	9.0	188	14	13.4
16)	Cook, Min. (RB)	185	35	5.3	78	26	3.0	107	9	11.9
17)	Diggs, Min. (WR)	180	14	12.9	9	2	4.5	171	12	14.3
18)	Howard, Chi. (RB)	175	37	4.7	117	29	4.0	58	8	7.3
19)	Elliott, Dal. (RB)	173	40	4.3	147	32	4.6	26	8	3.3
20)	Cobb, G.B. (WR)	172	13	13.2	0	0	---	172	13	13.2
21)	Coleman, Atl. (RB)	170	30	5.7	126	25	5.0	44	5	8.8
22)	Beckham, NY-G (WR)	161	16	10.1	-1	1	-1.0	162	15	10.8
23)	D. Adams, G.B. (WR)	152	13	11.7	0	0	---	152	13	11.7
24)	Howard, T.B. (TE)	150	5	30.0	0	0	---	150	5	30.0
25)	*Dissly, Sea. (TE)	147	6	24.5	0	0	---	147	6	24.5
26)	Robinson, Chi. (WR)	144	14	10.3	0	0	---	144	14	10.3
27)	Ertz, Phi. (TE)	142	16	8.9	0	0	---	142	16	8.9
28)	Agholor, Phi. (WR)	139	18	7.7	18	2	9.0	121	16	7.6
29)	Allison, G.B. (WR)	133	11	12.1	0	0	---	133	11	12.1
30)	Kupp, LA-R (WR)	131	13	10.1	16	2	8.0	115	11	10.5
31)	Ginn, N.O. (WR)	128	10	12.8	5	1	5.0	123	9	13.7
32)	Woods, LA-R (WR)	124	10	12.4	6	1	6.0	118	9	13.1
33)	Lockett, Sea. (WR)	119	8	14.9	0	0	---	119	8	14.9
34t)	Funchess, Car. (WR)	118	10	11.8	0	0	---	118	10	11.8
34t)	Johnson, Ariz (RB)	118	28	4.2	85	22	3.9	33	6	5.5
34t)	Morris, S.F. (RB)	118	28	4.2	86	26	3.3	32	2	16.0
34t)	J. Williams, G.B. (RB)	118	34	3.5	106	31	3.4	12	3	4.0
38)	Kittle, S.F. (TE)	112	7	16.0	0	0	---	112	7	16.0
39)	Clement, Phi. (RB)	111	16	6.9	56	11	5.1	55	5	11.0
40)	M. Jones, Det. (WR)	108	8	13.5	0	0	---	108	8	13.5
41)	Fitzgerald, Ariz (WR)	104	10	10.4	0	0	---	104	10	10.4
42t)	Carson, Sea. (RB)	103	16	6.4	75	13	5.8	28	3	9.3
42t)	Graham, G.B. (TE)	103	8	12.9	0	0	---	103	8	12.9
42t)	*Johnson, Det. (RB)	103	21	4.9	60	13	4.6	43	8	5.4
42t)	Reed, Was. (TE)	103	10	10.3	0	0	---	103	10	10.3
46)	Newton, Car. (QB)	100	18	5.6	100	18	5.6	0	0	---
47)	Barber, T.B. (RB)	98	36	2.7	91	35	2.6	7	1	7.0
48)	Godwin, T.B. (WR)	97	8	12.1	0	0	---	97	8	12.1
49)	*Pettis, S.F. (WR)	96	3	32.0	0	0	---	96	3	32.0
50)	Austin, Dal. (WR)	95	4	23.8	16	2	8.0	79	2	39.5

WEEK 2 / THROUGH MONDAY, SEPTEMBER 17, 2018**NFC / LEADERS IN FIRST DOWNS**

Rank	Player, Team	Rush	Rec	Tot
1)	Kamara, N.O. (RB)	8	7	15
2)	Gurley, LA-R (RB)	11	3	14
3t)	McCaffrey, Car. (RB)	4	9	13
3t)	Thomas, N.O. (WR)	0	13	13
3t)	Thompson, Was. (RB)	4	9	13
6t)	M. Evans, T.B. (WR)	0	12	12
6t)	Thielen, Min. (WR)	0	12	12
8t)	Golladay, Det. (WR)	0	11	11
8t)	J. Jones, Atl. (WR)	1	10	11
10t)	*Barkley, NY-G (RB)	7	3	10
10t)	Cooks, LA-R (WR)	0	10	10
12t)	D. Adams, G.B. (WR)	0	8	8
12t)	Beckham, NY-G (WR)	0	8	8
12t)	Breida, S.F. (RB)	6	2	8
12t)	Elliot, Dal. (RB)	8	0	8
12t)	Howard, Chi. (RB)	7	1	8
12t)	Jackson, T.B. (WR)	0	8	8
12t)	Kupp, LA-R (WR)	2	6	8
12t)	Robinson, Chi. (WR)	0	8	8
12t)	Tate, Det. (WR)	0	8	8
12t)	J. Williams, G.B. (RB)	8	0	8
22t)	Agholor, Phi. (WR)	1	6	7
22t)	Cobb, G.B. (WR)	0	7	7
22t)	Cook, Min. (RB)	2	5	7
22t)	Diggs, Min. (WR)	0	7	7
22t)	Funchess, Car. (WR)	0	7	7
22t)	Godwin, T.B. (WR)	0	7	7
22t)	M. Jones, Det. (WR)	0	7	7
22t)	Morris, S.F. (RB)	5	2	7
22t)	Newton, Car. (QB)	7	0	7
22t)	Peterson, Was. (RB)	5	2	7
22t)	Wright, Car. (WR)	0	7	7
33t)	Ajayi, Phi. (RB)	6	0	6
33t)	Beasley, Dal. (WR)	0	6	6
33t)	Clement, Phi. (RB)	3	3	6
33t)	Johnson, Ariz (RB)	5	1	6
33t)	Rudolph, Min. (TE)	0	6	6
33t)	Woods, LA-R (WR)	0	6	6
39t)	Allison, G.B. (WR)	0	5	5
39t)	Coleman, Atl. (RB)	4	1	5
39t)	*Dissly, Sea. (TE)	0	5	5
39t)	Doctson, Was. (WR)	0	5	5
39t)	Fitzgerald, Ariz (WR)	0	5	5
39t)	Garcon, S.F. (WR)	0	5	5
39t)	Kittle, S.F. (TE)	0	5	5
39t)	Marshall, Sea. (WR)	0	5	5
39t)	Reed, Was. (TE)	0	5	5
48t)	T. Burton, Chi. (TE)	1	3	4
48t)	Cohen, Chi. (RB)	2	2	4
48t)	Ertz, Phi. (TE)	0	4	4
48t)	Foles, Phi. (QB)	3	1	4
48t)	Ginn, N.O. (WR)	0	4	4
48t)	Howard, T.B. (TE)	0	4	4
48t)	Lockett, Sea. (WR)	0	4	4
48t)	Prescott, Dal. (QB)	4	0	4
48t)	Richardson, Was. (WR)	0	4	4
48t)	Riddick, Det. (RB)	1	3	4
48t)	*Ridley, Atl. (WR)	1	3	4
48t)	Ryan, Atl. (QB)	4	0	4
48t)	S. Shepard, NY-G (WR)	0	4	4
48t)	Thompson, Dal. (WR)	0	4	4
48t)	Watson, N.O. (TE)	0	4	4

WEEK 2 / THROUGH MONDAY, SEPTEMBER 17, 2018**NFC / LEADING PUNTERS**

Rank	Player, Team	No	Yards	Lg	Avg	TB	Blk	Dwn	OB	Opp Ret	In	Net
1)	Johnston, Phi.	11	593	65	53.9	2	0	1	1	6	40	4 46.6
2)	*M. Dickson, Sea.	13	670	69	51.5	0	0	2	4	6	67	5 46.4
3)	Lee, Ariz	13	666	60	51.2	1	0	0	1	8	145	4 38.5
4)	*Scott, G.B.	9	451	63	50.1	1	0	1	1	3	58	3 41.4
5)	Morstead, N.O.	7	335	58	47.9	0	0	0	0	4	19	2 45.1
6)	Palardy, Car.	10	478	53	47.8	1	0	1	0	3	16	5 44.2
7)	C. Jones, Dal.	10	466	56	46.6	0	0	1	0	7	76	2 39.0
8)	Bosher, Atl.	10	465	57	46.5	1	0	2	0	6	38	3 40.7
9)	Dixon, NY-G	11	507	59	46.1	2	0	1	1	3	10	3 41.5
10)	Martin, Det.	8	363	55	45.4	0	0	1	0	5	151	3 26.5
11)	O'Donnell, Chi.	9	407	63	45.2	0	0	1	0	2	31	4 41.8
12)	Pinion, S.F.	9	401	59	44.6	0	0	0	0	7	18	4 42.6
13)	Wile, Min.	10	434	58	43.4	1	1	2	1	4	14	6 36.4
14)	Anger, T.B.	7	302	53	43.1	0	0	2	0	4	13	2 41.3
15)	Way, Was.	9	368	59	40.9	0	0	2	1	2	44	5 36.0

NFC / LEADING PUNTERS, NET AVERAGE

Rank	Player, Team	No	Yards	Lg	Avg	TB	Blk	Dwn	OB	Opp Ret	In	Net
1)	Johnston, Phi.	11	593	65	53.9	2	0	1	1	6	40	4 46.6
2)	*M. Dickson, Sea.	13	670	69	51.5	0	0	2	4	6	67	5 46.4
3)	Morstead, N.O.	7	335	58	47.9	0	0	0	0	4	19	2 45.1
4)	Palardy, Car.	10	478	53	47.8	1	0	1	0	3	16	5 44.2
5)	Pinion, S.F.	9	401	59	44.6	0	0	0	0	7	18	4 42.6
6)	O'Donnell, Chi.	9	407	63	45.2	0	0	1	0	2	31	4 41.8
7)	Dixon, NY-G	11	507	59	46.1	2	0	1	1	3	10	3 41.5
8)	*Scott, G.B.	9	451	63	50.1	1	0	1	1	3	58	3 41.4
9)	Anger, T.B.	7	302	53	43.1	0	0	2	0	4	13	2 41.3
10)	Bosher, Atl.	10	465	57	46.5	1	0	2	0	6	38	3 40.7
11)	C. Jones, Dal.	10	466	56	46.6	0	0	1	0	7	76	2 39.0
12)	Lee, Ariz	13	666	60	51.2	1	0	0	1	8	145	4 38.5
13)	Wile, Min.	10	434	58	43.4	1	1	2	1	4	14	6 36.4
14)	Way, Was.	9	368	59	40.9	0	0	2	1	2	44	5 36.0
15)	Martin, Det.	8	363	55	45.4	0	0	1	0	5	151	3 26.5

NFC / PUNT RETURN LEADERS

Rank	Player, Team	Ret	FC	Yards	Avg	Long	TD
1)	Natson, LA-R	6	1	133	22.2	60	0
2)	Cohen, Chi.	6	2	103	17.2	42	0
3)	Byrd, Car.	3	1	47	15.7	30	0
4)	Sproles, Phi.	3	1	29	9.7	12	0
5)	*Moore, Car.	3	1	24	8.0	15	0
6t)	Humphries, T.B.	5	0	35	7.0	16	0
6t)	*Pettis, S.F.	4	1	28	7.0	14	0
8)	Lockett, Sea.	4	3	25	6.3	14	0
9)	Cobb, G.B.	3	4	17	5.7	17	0
10)	Sherels, Min.	4	3	20	5.0	13	0
11)	Hardy, Atl.	3	3	14	4.7	6	0
12)	Austin, Dal.	3	4	13	4.3	15	0
13)	Clay, NY-G	5	1	15	3.0	6	0
14)	Agnew, Det.	4	2	11	2.8	7	0

NFC / KICKOFF RETURN LEADERS

Rank	Player, Team	Ret	Yards	Avg	Long	TD
1)	*Reed, S.F.	4	159	39.8	90	0
2)	Agnew, Det.	5	144	28.8	45	0
3)	Cooper, LA-R	3	75	25.0	26	0
4)	Latimer, NY-G	3	71	23.7	30	0
5)	Lewis, N.O.	3	69	23.0	26	0
6)	Logan, Ariz	3	49	16.3	19	0

WEEK 2 / THROUGH MONDAY, SEPTEMBER 17, 2018**NFC / LEADERS IN INTERCEPTIONS**

Rank	Player, Team	Int	Yards	Avg	Long	TD
1t)	McDougald, Sea.	2	39	19.5	39	0
1t)	Swearinger, Was.	2	11	5.5	7	0
1t)	Shaqui. Griffin, Sea.	2	8	4.0	8	0
4t)	Peters, LA-R	1	50	50.0	50t	1
4t)	Amukamara, Chi.	1	49	49.0	49t	1
4t)	Diggs, Det.	1	37	37.0	37t	1
4t)	Allen, Atl.	1	28	28.0	28	0
4t)	*Hughes, Min.	1	28	28.0	28t	1
4t)	Mack, Chi.	1	27	27.0	27t	1
4t)	E. Thomas, Sea.	1	25	25.0	25	0
4t)	Clinton-Dix, G.B.	1	24	24.0	24	0
4t)	Shields, LA-R	1	22	22.0	22	0
4t)	M. Williams, N.O.	1	22	22.0	22	0
4t)	D. Jones, Atl.	1	20	20.0	20	0
4t)	Darby, Phi.	1	16	16.0	16	0
4t)	Smith, Min.	1	14	14.0	14	0
4t)	Littleton, LA-R	1	7	7.0	7	0
4t)	Dunbar, Was.	1	-3	-3.0	-3	0
4t)	Rhodes, Min.	1	3	3.0	3	0
4t)	Douglas, Phi.	1	0	0.0	0	0
4t)	*Jackson, Car.	1	0	0.0	0	0
4t)	Ja. Jenkins, NY-G	1	0	0.0	0	0
4t)	J. Johnson, LA-R	1	0	0.0	0	0
4t)	Peterson, Ariz	1	0	0.0	0	0

WEEK 2 / THROUGH MONDAY, SEPTEMBER 17, 2018**NFC / LEADERS IN SACKS**

Rank	Player, Team	Sacks
1)	Buckner, S.F. (DE)	3.5
2)	Kennard, Det. (LB)	3.0
3)	Cox, Phi. (DE)	2.5
4t)	Clark, Sea. (DE)	2.0
4t)	Davis, Det. (LB)	2.0
4t)	Hunter, Min. (DE)	2.0
4t)	Ioannidis, Was. (DT)	2.0
4t)	Jordan, N.O. (DE)	2.0
4t)	Lawrence, Dal. (DE)	2.0
4t)	Mack, Chi. (LB)	2.0
4t)	Mayowa, Ariz (DE)	2.0
4t)	McKinley, Atl. (DE)	2.0
4t)	Poole, Atl. (DB)	2.0
4t)	Short, Car. (DT)	2.0
4t)	Trevathan, Chi. (LB)	2.0
16t)	Addison, Car. (DE)	1.5
16t)	Hicks, Phi. (LB)	1.5
16t)	Horton, Car. (DE)	1.5
19t)	Alexander, Min. (DB)	1.0
19t)	Alexander, T.B. (LB)	1.0
19t)	Anderson, Was. (LB)	1.0
19t)	Ansah, Det. (DE)	1.0
19t)	Bradham, Phi. (LB)	1.0
19t)	Brice, G.B. (DB)	1.0
19t)	Brockers, LA-R (DT)	1.0
19t)	Charlton, Dal. (DE)	1.0
19t)	Clark, G.B. (NT)	1.0
19t)	M. Collins, Dal. (DT)	1.0
19t)	Crawford, Dal. (DE)	1.0
19t)	Curry, T.B. (DE)	1.0
19t)	Daniels, G.B. (DT)	1.0
19t)	Ebukam, LA-R (LB)	1.0
19t)	Frazier, Dal. (DB)	1.0
19t)	Goldman, Chi. (DT)	1.0
19t)	Thompson, Car. (LB)	1.0
19t)	Griffen, Min. (DE)	1.0
19t)	Harold, Det. (LB)	1.0
19t)	Hicks, Chi. (DE)	1.0
19t)	Jackson, Chi. (DB)	1.0
19t)	Cha. Jones, Ariz (DE)	1.0
19t)	Christ. Jones, Det. (LB)	1.0
19t)	Kendricks, Sea. (LB)	1.0
19t)	Lee, S.F. (LB)	1.0
19t)	Long, Phi. (DE)	1.0
19t)	Lynch, Chi. (LB)	1.0
19t)	McCoy, T.B. (DT)	1.0
19t)	Nkemdiche, Ariz (DT)	1.0
19t)	Parry, Min. (DT)	1.0
19t)	Perry, G.B. (LB)	1.0
19t)	Peterson, Ariz (DB)	1.0
19t)	Pierre-Paul, T.B. (DE)	1.0
19t)	Rankins, N.O. (DT)	1.0
19t)	S. Richardson, Min. (DT)	1.0
19t)	Robertson-Harris, Chi. (DE)	1.0
19t)	Smith, Min. (DB)	1.0
19t)	J. Smith, Dal. (LB)	1.0
19t)	*Smith, Chi. (LB)	1.0
19t)	D. Wilson, Dal. (LB)	1.0
19t)	A. Woods, Dal. (NT)	1.0

WEEK 2 / THROUGH MONDAY, SEPTEMBER 17, 2018**NFC / FUMBLE RECOVERIES**

Rank	Player, Team	TotRec	OffRec	DefRec
1)	A. Smith, Was.	2	2	0
2t)	Boston, Ariz	1	0	1
2t)	Charlton, Dal.	1	0	1
2t)	Clark, G.B.	1	0	1
2t)	Cobb, G.B.	1	1	0
2t)	David, T.B.	1	0	1
2t)	*Davis, T.B.	1	0	1
2t)	J. Evans, T.B.	1	0	1
2t)	Floyd, Chi.	1	0	1
2t)	Foles, Phi.	1	1	0
2t)	Fusco, Atl.	1	1	0
2t)	Godwin, T.B.	1	1	0
2t)	Golladay, Det.	1	0	1
2t)	Havenstein, LA-R	1	1	0
2t)	Hicks, Phi.	1	0	1
2t)	Ioannidis, Was.	1	0	1
2t)	Ishmael, Atl.	1	0	1
2t)	Lawrence, Dal.	1	0	1
2t)	Linsley, G.B.	1	1	0
2t)	Mack, Atl.	1	1	0
2t)	Mack, Chi.	1	0	1
2t)	Marsh, S.F.	1	0	1
2t)	Morris, S.F.	1	1	0
2t)	Munnerlyn, Car.	1	0	1
2t)	*Pettis, S.F.	1	1	0
2t)	Pocic, Sea.	1	1	0
2t)	Prescott, Dal.	1	1	0
2t)	Rodgers, G.B.	1	1	0
2t)	Schaub, Atl.	1	1	0
2t)	Sherman, S.F.	1	0	1
2t)	Smith, Min.	1	0	1
2t)	R. Smith, T.B.	1	0	1
2t)	Sweezy, Sea.	1	1	0
2t)	Thompson, Was.	1	1	0
2t)	Trubisky, Chi.	1	1	0
2t)	Wilson, Sea.	1	1	0
2t)	Witherspoon, S.F.	1	1	0
2t)	Wright, Car.	1	1	0

WEEK 2 / THROUGH MONDAY, SEPTEMBER 17, 2018**NFC / OFFENSIVE FUMBLE RECOVERIES**

Rank	Player, Team	Ret	Yards	Avg	Long	TD
1)	A. Smith, Was.	2	0	0.0	0	0
2t)	Thompson, Was.	1	5	5.0	5	0
2t)	Cobb, G.B.	1	0	0.0	0	0
2t)	Foles, Phi.	1	0	0.0	0	0
2t)	Fusco, Atl.	1	0	0.0	0	0
2t)	Godwin, T.B.	1	0	0.0	0	0
2t)	Havenstein, LA-R	1	0	0.0	0	0
2t)	Linsley, G.B.	1	0	0.0	0	0
2t)	Mack, Atl.	1	0	0.0	0	0
2t)	Morris, S.F.	1	0	0.0	0	0
2t)	*Pettis, S.F.	1	0	0.0	0	0
2t)	Pocic, Sea.	1	0	0.0	0	0
2t)	Prescott, Dal.	1	0	0.0	0	0
2t)	Rodgers, G.B.	1	0	0.0	0	0
2t)	Schaub, Atl.	1	0	0.0	0	0
2t)	Sweezy, Sea.	1	0	0.0	0	0
2t)	Trubisky, Chi.	1	0	0.0	0	0
2t)	Wilson, Sea.	1	0	0.0	0	0
2t)	Witherspoon, S.F.	1	0	0.0	0	0
2t)	Wright, Car.	1	0	0.0	0	0

NFC / DEFENSIVE FUMBLE RECOVERIES

Rank	Player, Team	Ret	Yards	Avg	Long	TD
1t)	J. Evans, T.B.	1	34	34.0	34t	1
1t)	Hicks, Phi.	1	13	13.0	13	0
1t)	Lawrence, Dal.	1	5	5.0	5	0
1t)	R. Smith, T.B.	1	3	3.0	3	0
1t)	Boston, Ariz	1	0	0.0	0	0
1t)	Charlton, Dal.	1	0	0.0	0	0
1t)	Clark, G.B.	1	0	0.0	0	0
1t)	David, T.B.	1	0	0.0	0	0
1t)	*Davis, T.B.	1	0	0.0	0	0
1t)	Floyd, Chi.	1	0	0.0	0	0
1t)	Golladay, Det.	1	0	0.0	0	0
1t)	Ioannidis, Was.	1	0	0.0	0	0
1t)	Ishmael, Atl.	1	0	0.0	0	0
1t)	Mack, Chi.	1	0	0.0	0	0
1t)	Marsh, S.F.	1	0	0.0	0	0
1t)	Munnerlyn, Car.	1	0	0.0	0	0
1t)	Sherman, S.F.	1	0	0.0	0	0
1t)	Smith, Min.	1	0	0.0	0	0

WEEK 2 / THROUGH MONDAY, SEPTEMBER 17, 2018

NFL / LEADING PASSERS

Player, Team	Att	Comp	Pct Comp	Yds	Avg Gain	TD	Pct TD	Long	Int	Pct Int	Rating Points
Fitzpatrick, T.B.	61	48	78.7	819	13.43	8	13.1	75t	1	1.6	151.5
Mahomes, K.C.	55	38	69.1	582	10.58	10	18.2	58t	0	0.0	143.3
Brees, N.O.	80	65	81.3	682	8.53	5	6.3	42	0	0.0	123.0
Rivers, LA-C	78	57	73.1	680	8.72	6	7.7	30	1	1.3	119.6
Rodgers, G.B.	72	50	69.4	567	7.88	4	5.6	75t	0	0.0	111.3
Cousins, Min.	84	55	65.5	669	7.96	6	7.1	75t	1	1.2	108.7
Dalton, Cin.	70	45	64.3	508	7.26	6	8.6	38t	1	1.4	108.5
Tannehill, Mia.	51	37	72.5	398	7.80	4	7.8	75t	2	3.9	104.9
Brady, N.E.	74	50	67.6	511	6.91	5	6.8	30	1	1.4	104.1
Goff, LA-R	65	42	64.6	587	9.03	3	4.6	57	1	1.5	102.5
A. Smith, Was.	76	54	71.1	547	7.20	2	2.6	52	0	0.0	100.1
Newton, Car.	71	49	69.0	496	6.99	3	4.2	51t	1	1.4	96.9
Flacco, Bal.	89	57	64.0	612	6.88	5	5.6	45	2	2.2	93.5
Bortles, Jac.	78	47	60.3	553	7.09	5	6.4	61t	2	2.6	92.5
Wilson, Sea.	69	41	59.4	524	7.59	5	7.2	66	3	4.3	89.3
*Darnold, NY-J	62	41	66.1	532	8.58	3	4.8	44	3	4.8	88.9
Carr, Oak.	72	58	80.6	591	8.21	1	1.4	45	3	4.2	88.1
Prescott, Dal.	54	35	64.8	330	6.11	1	1.9	64t	0	0.0	87.7
Luck, Ind.	84	60	71.4	498	5.93	4	4.8	26t	3	3.6	87.3
Roethlisberger, Pit.	101	62	61.4	787	7.79	4	4.0	67	3	3.0	86.5
Manning, NY-G	81	56	69.1	503	6.21	1	1.2	37	1	1.2	84.5
Watson, Hou.	66	39	59.1	486	7.36	3	4.5	39t	2	3.0	84.5
Ryan, Atl.	71	44	62.0	523	7.37	2	2.8	36	2	2.8	82.1
Trubisky, Chi.	69	48	69.6	371	5.38	2	2.9	33	2	2.9	80.0
Foles, Phi.	82	54	65.9	451	5.50	1	1.2	50	1	1.2	78.9
Garoppolo, S.F.	59	33	55.9	467	7.92	3	5.1	56	3	5.1	77.4
Stafford, Det.	99	61	61.6	633	6.39	4	4.0	67	4	4.0	76.7
Keenum, Den.	74	44	59.5	551	7.45	3	4.1	43t	4	5.4	73.6
Gabbert, Ten.	42	24	57.1	234	5.57	1	2.4	18t	1	2.4	70.9
Taylor, Cle.	70	37	52.9	443	6.33	2	2.9	47t	2	2.9	70.1
*Allen, Buf.	48	24	50.0	319	6.65	1	2.1	57	2	4.2	61.0
Bradford, Ariz	61	37	60.7	243	3.98	0	0.0	27	2	3.3	55.6

NFL / LEADING PASSERS, RANKS

Player, Team	Att	Comp	Pct Comp	Yds	Avg Gain	TD	Pct TD	Long	Int	Pct Int	Rating Points
Fitzpatrick, T.B.	25t	15t	3	1	1	2	2		6t	14	1
Mahomes, K.C.	28	25	11	10	2	1	1		1t	1t	2
Brees, N.O.	8	1	1	3	6	6t	10		1t	1t	3
Rivers, LA-C	9t	6t	4	4	4	3t	5		6t	9	4
Rodgers, G.B.	14t	12t	9	11	10	11t	12		1t	1t	5
Cousins, Min.	4t	9	16	5	8	3t	7		6t	6	6
Dalton, Cin.	18t	18	19	19	17	3t	3		6t	12	7
Tannehill, Mia.	30	26t	5	27	11	11t	4		16t	25	8
Brady, N.E.	12t	12t	13	18	21	6t	8		6t	10	9
Goff, LA-R	23	21	18	9	3	16t	16		6t	13	10
A. Smith, Was.	11	10t	7	14	18	22t	25		1t	1t	11
Newton, Car.	16t	14	12	22	20	16t	18		6t	11	12
Flacco, Bal.	3	6t	20	7	22	6t	11		16t	15	13
Bortles, Jac.	9t	17	25	12	19	6t	9		16t	17	14
Wilson, Sea.	20t	22t	27	16	13	6t	6		25t	29	15
*Darnold, NY-J	24	22t	14	15	5	16t	14		25t	30	16
Carr, Oak.	14t	5	2	8	7	26t	29		25t	27t	17
Prescott, Dal.	29	29	17	29	27	26t	28		1t	1t	18
Luck, Ind.	4t	4	6	21	28	11t	15		25t	24	19
Roethlisberger, Pit.	1	2	23	2	12	11t	21		25t	21	20
Manning, NY-G	7	8	10	20	26	26t	30		6t	8	21
Watson, Hou.	22	24	28	23	16	16t	17		16t	22	22
Ryan, Atl.	16t	19t	21	17	15	22t	24		16t	18	23
Trubisky, Chi.	20t	15t	8	28	31	22t	22		16t	20	24
Foles, Phi.	6	10t	15	25	30	26t	31		6t	7	25
Garoppolo, S.F.	27	30	30	24	9	16t	13		25t	31	26
Stafford, Det.	2	3	22	6	24	11t	20		31t	26	27
Keenum, Den.	12t	19t	26	13	14	16t	19		31t	32	28
Gabbert, Ten.	32	31t	29	32	29	26t	26		6t	16	29
Taylor, Cle.	18t	26t	31	26	25	22t	23		16t	19	30
*Allen, Buf.	31	31t	32	30	23	26t	27		16t	27t	31
Bradford, Ariz	25t	26t	24	31	32	33t	32		16t	23	32

WEEK 2 / THROUGH MONDAY, SEPTEMBER 17, 2018
NFL / FOURTH-QUARTER PASSING LEADERS

Rank	Player, Team	Att	Comp	Comp%	Yards	YPA	TD	TD%	Int	Int%	Rating
1)	Rodgers, G.B.	26	19	73.1	324	12.46	3	11.5	0	0.0	153.4
2)	Fitzpatrick, T.B.	12	11	91.7	151	12.58	1	8.3	0	0.0	146.5
3)	Brees, N.O.	25	19	76.0	211	8.44	3	12.0	0	0.0	140.2
4)	Brady, N.E.	14	10	71.4	108	7.71	1	7.1	0	0.0	117.6
5)	Newton, Car.	24	18	75.0	242	10.08	2	8.3	1	4.2	117.0
6)	Rivers, LA-C	34	24	70.6	289	8.50	2	5.9	0	0.0	115.9
7)	Keenum, Den.	20	14	70.0	176	8.80	1	5.0	0	0.0	113.8
8)	Watson, Hou.	21	12	57.1	154	7.33	2	9.5	0	0.0	112.0
9)	Wilson, Sea.	24	18	75.0	242	10.08	3	12.5	2	8.3	111.5
10)	Mahomes, K.C.	12	7	58.3	50	4.17	2	16.7	0	0.0	107.6
11)	Luck, Ind.	24	19	79.2	139	5.79	1	4.2	0	0.0	104.7
12)	Dalton, Cin.	12	9	75.0	104	8.67	0	0.0	0	0.0	100.7
13)	Stafford, Det.	33	19	57.6	221	6.70	2	6.1	0	0.0	98.2
14)	A. Smith, Was.	22	16	72.7	172	7.82	0	0.0	0	0.0	95.3
15)	Prescott, Dal.	17	13	76.5	104	6.12	0	0.0	0	0.0	91.3
16)	*Darnold, NY-J	12	8	66.7	96	8.00	0	0.0	0	0.0	91.0
17)	Flacco, Bal.	23	14	60.9	128	5.57	1	4.3	0	0.0	90.5
18)	Tannehill, Mia.	10	5	50.0	121	12.10	1	10.0	1	10.0	87.9
19)	Goff, LA-R	22	12	54.5	126	5.73	1	4.5	0	0.0	86.6
20)	Trubisky, Chi.	15	8	53.3	56	3.73	1	6.7	0	0.0	84.3
21)	Cousins, Min.	18	7	38.9	134	7.44	3	16.7	1	5.6	81.9
22)	Bortles, Jac.	16	9	56.3	136	8.50	1	6.3	1	6.3	79.2
23)	Manning, NY-G	29	19	65.5	176	6.07	1	3.4	1	3.4	79.1
24)	Ryan, Atl.	19	13	68.4	174	9.16	0	0.0	1	5.3	75.3
25)	Foles, Phi.	20	13	65.0	103	5.15	1	5.0	1	5.0	73.5
26)	Taylor, Cle.	27	13	48.1	215	7.96	2	7.4	2	7.4	69.2
27)	Roethlisberger, Pit.	25	13	52.0	133	5.32	0	0.0	0	0.0	67.6
28)	Bradford, Ariz	29	21	72.4	107	3.69	0	0.0	1	3.4	63.4
29)	*Allen, Buf.	24	12	50.0	133	5.54	1	4.2	1	4.2	63.4
30)	Gabbert, Ten.	25	15	60.0	162	6.48	0	0.0	1	4.0	62.4
31)	Carr, Oak.	19	14	73.7	142	7.47	0	0.0	2	10.5	55.0
32)	Garoppolo, S.F.	15	8	53.3	101	6.73	0	0.0	2	13.3	35.0
33)	Cassel, Det.	5	2	40.0	14	2.80	0	0.0	1	20.0	8.3

NFL / THIRD-DOWN PASSING LEADERS

Rank	Player, Team	Att	Comp	Comp%	Yards	YPA	TD	TD%	Int	Int%	Rating
1)	Fitzpatrick, T.B.	17	13	76.5	222	13.06	2	11.8	0	0.0	157.1
2)	*Darnold, NY-J	12	8	66.7	129	10.75	2	16.7	0	0.0	142.0
3)	Rodgers, G.B.	16	11	68.8	174	10.88	1	6.3	0	0.0	125.5
4)	Manning, NY-G	23	19	82.6	214	9.30	1	4.3	0	0.0	119.9
5)	Dalton, Cin.	15	7	46.7	109	7.27	2	13.3	0	0.0	110.8
6)	Cousins, Min.	23	13	56.5	179	7.78	2	8.7	0	0.0	110.6
7)	Flacco, Bal.	17	9	52.9	96	5.65	2	11.8	0	0.0	108.9
8)	A. Smith, Was.	22	15	68.2	182	8.27	1	4.5	0	0.0	108.5
9)	Carr, Oak.	15	12	80.0	122	8.13	0	0.0	0	0.0	100.6
10)	Rivers, LA-C	16	11	68.8	105	6.56	2	12.5	1	6.3	100.3
11)	Roethlisberger, Pit.	23	15	65.2	152	6.61	1	4.3	0	0.0	98.5
12)	Brees, N.O.	12	7	58.3	53	4.42	1	8.3	0	0.0	96.9
13)	Bortles, Jac.	22	15	68.2	114	5.18	1	4.5	0	0.0	95.6
14)	Watson, Hou.	16	8	50.0	116	7.25	1	6.3	0	0.0	94.8
15)	Luck, Ind.	27	20	74.1	222	8.22	2	7.4	2	7.4	91.9
16)	Newton, Car.	15	9	60.0	55	3.67	1	6.7	0	0.0	89.6
17)	Foles, Phi.	19	13	68.4	117	6.16	0	0.0	0	0.0	84.8
18t)	Brady, N.E.	16	8	50.0	84	5.25	2	12.5	1	6.3	79.2
18t)	Trubisky, Chi.	18	12	66.7	93	5.17	0	0.0	0	0.0	79.2
20)	Ryan, Atl.	19	11	57.9	128	6.74	1	5.3	1	5.3	74.0
21t)	Bradford, Ariz	16	9	56.3	56	3.50	0	0.0	0	0.0	63.5
21t)	Prescott, Dal.	16	9	56.3	56	3.50	0	0.0	0	0.0	63.5
23)	Taylor, Cle.	21	10	47.6	96	4.57	0	0.0	0	0.0	60.8
24)	Wilson, Sea.	17	7	41.2	74	4.35	2	11.8	2	11.8	54.2
25)	Tannehill, Mia.	15	10	66.7	86	5.73	0	0.0	1	6.7	53.8
26)	Stafford, Det.	22	11	50.0	170	7.73	1	4.5	2	9.1	53.2
27)	Goff, LA-R	17	9	52.9	125	7.35	0	0.0	1	5.9	52.3
28)	Keenum, Den.	18	10	55.6	113	6.28	0	0.0	1	5.6	51.4
29)	Gabbert, Ten.	17	10	58.8	76	4.47	0	0.0	1	5.9	45.2
30)	*Allen, Buf.	14	7	50.0	94	6.71	0	0.0	1	7.1	42.0
31)	Garoppolo, S.F.	15	6	40.0	76	5.07	0	0.0	1	6.7	28.7

WEEK 2 / THROUGH MONDAY, SEPTEMBER 17, 2018

NFL / LEADING RUSHERS

Rank	Player, Team	Att	Yards	Avg	Long	TD
1)	Breida, S.F.	22	184	8.4	66t	1
2)	Mixon, Cin.	38	179	4.7	27	1
3)	*Lindsay, Den.	29	178	6.1	53	0
4)	Miller, Hou.	34	166	4.9	31	0
5)	Conner, Pit.	39	152	3.9	22t	3
6)	Gurley, LA-R	39	150	3.8	23	3
7)	Elliott, Dal.	32	147	4.6	19	2
8)	Crowell, NY-J	22	137	6.2	62t	2
9)	*Barkley, NY-G	29	134	4.6	68t	1
10)	Coleman, Atl.	25	126	5.0	36	1
11)	Hunt, K.C.	34	124	3.6	16	0
12t)	Howard, Chi.	29	117	4.0	16	0
12t)	D. Lewis, Ten.	30	117	3.9	26	1
14t)	Ekeler, LA-C	16	116	7.3	22	0
14t)	Peterson, Was.	37	116	3.1	17	1
16)	Yeldon, Jac.	24	109	4.5	20	0
17t)	Lynch, Oak.	29	106	3.7	11	2
17t)	J. Williams, G.B.	31	106	3.4	11	0
19)	Hyde, Cle.	38	105	2.8	12	2
20)	Taylor, Cle. (QB)	12	103	8.6	24	1
21t)	Drake, Mia.	25	101	4.0	20	1
21t)	*Wilkins, Ind.	24	101	4.2	18	0
23)	Newton, Car. (QB)	18	100	5.6	29	1
24)	*Freeman, Den.	23	99	4.3	17	1
25)	Gordon, LA-C	24	92	3.8	20t	1
26)	Barber, T.B.	35	91	2.6	23	0
27)	McCaffrey, Car.	18	87	4.8	15	0
28t)	Burkhead, N.E.	24	86	3.6	12	0
28t)	Gore, Mia.	18	86	4.8	21	0
28t)	Morris, S.F.	26	86	3.3	14	0
31t)	Ajayi, Phi.	22	85	3.9	20	3
31t)	Johnson, Ariz	22	85	3.9	11	1
33)	Watson, Hou. (QB)	13	84	6.5	15	0
34)	Henry, Ten.	28	82	2.9	9	0
35)	Cook, Min.	26	78	3.0	15	0
36)	Bortles, Jac. (QB)	10	77	7.7	41	0
37t)	Carson, Sea.	13	75	5.8	24	0
37t)	Kamara, N.O.	21	75	3.6	18	2
39)	Blue, Hou.	12	72	6.0	17	1
40t)	C. Anderson, Car.	10	66	6.6	22	0
40t)	Powell, NY-J	17	66	3.9	14	0
40t)	Thompson, Was.	9	66	7.3	16	0
43)	Prescott, Dal. (QB)	12	64	5.3	15	0
44t)	McCoy, Buf.	16	61	3.8	27	0
44t)	Murray, Min.	15	61	4.1	9	0
46)	*Johnson, Det.	13	60	4.6	21	0
47)	*Allen, Buf. (QB)	12	58	4.8	14	0
48t)	Clement, Phi.	11	56	5.1	21	1
48t)	Trubisky, Chi. (QB)	12	56	4.7	17	1
50)	M. Brown, LA-R	13	51	3.9	19	0

WEEK 2 / THROUGH MONDAY, SEPTEMBER 17, 2018**NFL / THIRD-AND-ONE RUSHING LEADERS**

Rank	Player, Team	Att	FD	Pct
1t)	Flacco, Bal.	4	4	100.0
1t)	*Barkley, NY-G	3	3	100.0
1t)	Mixon, Cin.	3	3	100.0
1t)	Gurley, LA-R	2	2	100.0
1t)	Henry, Ten.	2	2	100.0
1t)	Kamara, N.O.	2	2	100.0
1t)	Morris, S.F.	2	2	100.0
1t)	Newton, Car.	2	2	100.0
1t)	Peterson, Was.	2	2	100.0
1t)	Agholor, Phi.	1	1	100.0
1t)	Ajayi, Phi.	1	1	100.0
1t)	*Allen, Buf.	1	1	100.0
1t)	Blue, Hou.	1	1	100.0
1t)	Brady, N.E.	1	1	100.0
1t)	Burkhead, N.E.	1	1	100.0
1t)	T. Burton, Chi.	1	1	100.0
1t)	Clement, Phi.	1	1	100.0
1t)	M. Davis, Sea.	1	1	100.0
1t)	Fitzpatrick, T.B.	1	1	100.0
1t)	Gabbert, Ten.	1	1	100.0
1t)	Garoppolo, S.F.	1	1	100.0
1t)	Goff, LA-R	1	1	100.0
1t)	Ham, Min.	1	1	100.0
1t)	*Hines, Ind.	1	1	100.0
1t)	Hyde, Cle.	1	1	100.0
1t)	*Johnson, Det.	1	1	100.0
1t)	Kelley, Was.	1	1	100.0
1t)	*Lindsay, Den.	1	1	100.0
1t)	Luck, Ind.	1	1	100.0
1t)	Mariota, Ten.	1	1	100.0
1t)	Roethlisberger, Pit.	1	1	100.0
1t)	Sproles, Phi.	1	1	100.0
1t)	Ware, K.C.	1	1	100.0
1t)	Watt, LA-C	1	1	100.0
1t)	M. Williams, Bal.	1	1	100.0
36t)	Coleman, Atl.	2	1	50.0
36t)	Drake, Mia.	2	1	50.0
36t)	*Freeman, Den.	2	1	50.0
36t)	Lynch, Oak.	2	1	50.0

WEEK 2 / THROUGH MONDAY, SEPTEMBER 17, 2018**NFL / LEADERS IN RECEPTIONS**

Rank	Player, Team	Rec	Yards	Avg	Long	TD
1)	Thomas, N.O.	28	269	9.6	35	3
2)	McCaffrey, Car. (RB)	20	147	7.4	18	0
3)	Thompson, Was. (RB)	19	155	8.2	23	1
4t)	Smith-Schuster, Pit.	18	240	13.3	67	1
4t)	Thielen, Min.	18	233	12.9	34	1
4t)	Brown, Pit.	18	160	8.9	22t	1
7)	M. Evans, T.B.	17	230	13.5	50t	2
8t)	Ertz, Phi. (TE)	16	142	8.9	34	0
8t)	Agholor, Phi.	16	121	7.6	50	1
8t)	*Barkley, NY-G (RB)	16	102	6.4	18	0
11t)	J. Jones, Atl.	15	233	15.5	36	0
11t)	Kamara, N.O. (RB)	15	165	11.0	35	1
11t)	Beckham, NY-G	15	162	10.8	24	0
11t)	Gordon, LA-C (RB)	15	140	9.3	25	2
15t)	Sanders, Den.	14	231	16.5	43t	1
15t)	Hopkins, Hou.	14	188	13.4	31	1
15t)	Tate, Det.	14	188	13.4	67	1
15t)	Allen, LA-C	14	175	12.5	23	1
15t)	Robinson, Chi.	14	144	10.3	33	0
15t)	Riddick, Det. (RB)	14	62	4.4	10	0
21t)	Cook, Oak. (TE)	13	229	17.6	45	0
21t)	Golladay, Det.	13	203	15.6	30t	1
21t)	Cobb, G.B.	13	172	13.2	75t	1
21t)	Enunwa, NY-J	13	155	11.9	21t	1
21t)	D. Adams, G.B.	13	152	11.7	51	2
26t)	Hill, K.C.	12	259	21.6	58t	3
26t)	Cooks, LA-R	12	246	20.5	57	0
26t)	Landry, Cle.	12	175	14.6	39	0
26t)	Diggs, Min.	12	171	14.3	75t	3
26t)	Hilton, Ind.	12	129	10.8	22	2
26t)	Dorsett, N.E.	12	110	9.2	19	1
32t)	Green, Cin.	11	161	14.6	38t	4
32t)	Allison, G.B.	11	133	12.1	39t	1
32t)	Cooper, Oak.	11	125	11.4	30	0
32t)	Davis, Ten.	11	117	10.6	18	0
32t)	Kupp, LA-R	11	115	10.5	29	1
32t)	White, N.E. (RB)	11	111	10.1	27	1
32t)	De. Thomas, Den.	11	81	7.4	23	1
39t)	Cole, Jac.	10	170	17.0	31	1
39t)	Funchess, Car.	10	118	11.8	27	0
39t)	Conner, Pit. (RB)	10	105	10.5	22	0
39t)	Fitzgerald, Ariz	10	104	10.4	27	0
39t)	Reed, Was. (TE)	10	103	10.3	22	1
39t)	Grant, Ind.	10	89	8.9	21	0
39t)	Allen, Bal. (RB)	10	51	5.1	16	0
46t)	Jackson, T.B.	9	275	30.6	75t	3
46t)	Gronkowski, N.E. (TE)	9	138	15.3	30	1
46t)	Westbrook, Jac.	9	134	14.9	61t	1
46t)	Ginn, N.O.	9	123	13.7	42	1
46t)	Watkins, K.C.	9	121	13.4	40	0
46t)	Woods, LA-R	9	118	13.1	21	0
46t)	Boyd, Cin.	9	117	13.0	27	1
46t)	Cook, Min. (RB)	9	107	11.9	24	0
46t)	Snead, Bal.	9	103	11.4	20	1
46t)	Beasley, Dal.	9	86	9.6	17	0
46t)	Engram, NY-G (TE)	9	85	9.4	18t	1
46t)	Doyle, Ind. (TE)	9	80	8.9	13	0
46t)	Gabriel, Chi.	9	55	6.1	31	0
46t)	Richard, Oak. (RB)	9	55	6.1	9	0
46t)	*Edmonds, Ariz (RB)	9	39	4.3	8	0

WEEK 2 / THROUGH MONDAY, SEPTEMBER 17, 2018**NFL / RECEIVING YARDAGE LEADERS**

Rank	Player, Team	Yards	Rec	Avg	Long	TD
1)	Jackson, T.B.	275	9	30.6	75t	3
2)	Thomas, N.O.	269	28	9.6	35	3
3)	Hill, K.C.	259	12	21.6	58t	3
4)	Cooks, LA-R	246	12	20.5	57	0
5)	Smith-Schuster, Pit.	240	18	13.3	67	1
6t)	J. Jones, Atl.	233	15	15.5	36	0
6t)	Thielen, Min.	233	18	12.9	34	1
8)	Sanders, Den.	231	14	16.5	43t	1
9)	M. Evans, T.B.	230	17	13.5	50t	2
10)	Cook, Oak. (TE)	229	13	17.6	45	0
11)	Golladay, Det.	203	13	15.6	30t	1
12)	James, Pit. (TE)	198	8	24.8	46	1
13t)	Hopkins, Hou.	188	14	13.4	31	1
13t)	Tate, Det.	188	14	13.4	67	1
15t)	Allen, LA-C	175	14	12.5	23	1
15t)	Landry, Cle.	175	12	14.6	39	0
17)	Cobb, G.B.	172	13	13.2	75t	1
18)	Diggs, Min.	171	12	14.3	75t	3
19)	Cole, Jac.	170	10	17.0	31	1
20)	Kamara, N.O. (RB)	165	15	11.0	35	1
21)	Beckham, NY-G	162	15	10.8	24	0
22)	Green, Cin.	161	11	14.6	38t	4
23)	Brown, Pit.	160	18	8.9	22t	1
24t)	Enunwa, NY-J	155	13	11.9	21t	1
24t)	Thompson, Was. (RB)	155	19	8.2	23	1
26)	D. Adams, G.B.	152	13	11.7	51	2
27)	Howard, T.B. (TE)	150	5	30.0	75t	1
28t)	*Dissly, Sea. (TE)	147	6	24.5	66	2
28t)	McCaffrey, Car. (RB)	147	20	7.4	18	0
30)	Robinson, Chi.	144	14	10.3	33	0
31)	Ertz, Phi. (TE)	142	16	8.9	34	0
32)	Gordon, LA-C (RB)	140	15	9.3	25	2
33)	Gronkowski, N.E. (TE)	138	9	15.3	30	1
34)	J. Brown, Bal.	136	7	19.4	45	2
35)	Westbrook, Jac.	134	9	14.9	61t	1
36t)	Allison, G.B.	133	11	12.1	39t	1
36t)	Pryor, NY-J	133	7	19.0	44	0
38)	Hilton, Ind.	129	12	10.8	22	2
39)	Cooper, Oak.	125	11	11.4	30	0
40t)	Ginn, N.O.	123	9	13.7	42	1
40t)	Stills, Mia.	123	6	20.5	75t	2
42t)	Agholor, Phi.	121	16	7.6	50	1
42t)	Watkins, K.C.	121	9	13.4	40	0
44)	Lockett, Sea.	119	8	14.9	51t	2
45t)	Funchess, Car.	118	10	11.8	27	0
45t)	Woods, LA-R	118	9	13.1	21	0
47t)	Boyd, Cin.	117	9	13.0	27	1
47t)	Davis, Ten.	117	11	10.6	18	0
49t)	Kelce, K.C. (TE)	115	8	14.4	31	2
49t)	Kupp, LA-R	115	11	10.5	29	1

WEEK 2 / THROUGH MONDAY, SEPTEMBER 17, 2018

NFL / THIRD-DOWN RECEIVING LEADERS

Rank	Player, Team	Rec	Yards	Avg	Long	TD
1t)	Thielen, Min.	6	86	14.3	34	0
1t)	Hilton, Ind.	6	79	13.2	22	1
1t)	Beckham, NY-G	6	72	12.0	17	0
1t)	Brown, Pit.	6	44	7.3	19	0
1t)	Thompson, Was. (RB)	6	43	7.2	14	0
6t)	Cobb, G.B.	5	113	22.6	75t	1
6t)	Tate, Det.	5	87	17.4	67	0
6t)	M. Evans, T.B.	5	84	16.8	50t	1
6t)	Kupp, LA-R	5	72	14.4	29	0
6t)	Doyle, Ind. (TE)	5	54	10.8	13	0
6t)	Engram, NY-G (TE)	5	50	10.0	18t	1
6t)	*Barkley, NY-G (RB)	5	49	9.8	18	0
6t)	Thomas, N.O.	5	45	9.0	15	1
6t)	Elliott, Dal. (RB)	5	19	3.8	13	0
15t)	Cook, Oak. (TE)	4	84	21.0	32	0
15t)	Hopkins, Hou.	4	70	17.5	28t	1
15t)	J. Jones, Atl.	4	66	16.5	33	0
15t)	Davis, Ten.	4	44	11.0	17	0
15t)	Robinson, Chi.	4	39	9.8	13	0
15t)	Beasley, Dal.	4	37	9.3	16	0
15t)	*Kirk, Ariz	4	29	7.3	11	0
15t)	Smith-Schuster, Pit.	4	27	6.8	27	0
15t)	Agholor, Phi.	4	26	6.5	13	0
15t)	Rogers, Ind.	4	26	6.5	8	0
15t)	Seferian-Jenkins, Jac. (TE)	4	26	6.5	11	1
26t)	Gronkowski, N.E. (TE)	3	58	19.3	30	1
26t)	Sanders, Den.	3	57	19.0	23	0
26t)	Boyd, Cin.	3	56	18.7	22	0
26t)	Landry, Cle.	3	51	17.0	39	0
26t)	Graham, G.B. (TE)	3	44	14.7	34	0
26t)	Marshall, Sea.	3	43	14.3	20t	1
26t)	Allen, LA-C	3	42	14.0	20t	1
26t)	Butt, Den. (TE)	3	34	11.3	22	0
26t)	Ebron, Ind. (TE)	3	32	10.7	13	1
26t)	Ertz, Phi. (TE)	3	32	10.7	18	0
26t)	Fitzgerald, Ariz	3	30	10.0	15	0
26t)	Amendola, Mia.	3	25	8.3	14	0
26t)	Enunwa, NY-J	3	23	7.7	11	0
26t)	Rodgers, T.B. (RB)	3	23	7.7	13	0
26t)	Allen, Bal. (RB)	3	22	7.3	11	0
26t)	Drake, Mia. (RB)	3	21	7.0	10	0
26t)	Wright, Car.	3	17	5.7	7	1
26t)	Njoku, Cle. (TE)	3	11	3.7	7	0
26t)	Gordon, LA-C (RB)	3	2	0.7	2t	1

WEEK 2 / THROUGH MONDAY, SEPTEMBER 17, 2018**NFL / LEADING SCORERS, NONKICKERS**

Rank	Player, Team	TD	Rush	Rec	Ret	X2	Pts
1)	Gurley, LA-R (RB)	4	3	1	0	2	28
2t)	Green, Cin. (WR)	4	0	4	0	0	24
2t)	Hill, K.C. (WR)	4	0	3	1	0	24
4)	Kamara, N.O. (RB)	3	2	1	0	2	22
5t)	Ajayi, Phi. (RB)	3	3	0	0	1	20
5t)	Conner, Pit. (RB)	3	3	0	0	1	20
5t)	Diggs, Min. (WR)	3	0	3	0	1	20
5t)	Gordon, LA-C (RB)	3	1	2	0	1	20
9t)	Jackson, T.B. (WR)	3	0	3	0	0	18
9t)	Thomas, N.O. (WR)	3	0	3	0	0	18
11t)	D. Adams, G.B. (WR)	2	0	2	0	0	12
11t)	Allen, Bal. (RB)	2	2	0	0	0	12
11t)	J. Brown, Bal. (WR)	2	0	2	0	0	12
11t)	Crowell, NY-J (RB)	2	2	0	0	0	12
11t)	*Dissly, Sea. (TE)	2	0	2	0	0	12
11t)	Ebron, Ind. (TE)	2	0	2	0	0	12
11t)	Elliot, Dal. (RB)	2	2	0	0	0	12
11t)	M. Evans, T.B. (WR)	2	0	2	0	0	12
11t)	Godwin, T.B. (WR)	2	0	2	0	0	12
11t)	Hilton, Ind. (WR)	2	0	2	0	0	12
11t)	Hogan, N.E. (WR)	2	0	2	0	0	12
11t)	Hyde, Cle. (RB)	2	2	0	0	0	12
11t)	Kelce, K.C. (TE)	2	0	2	0	0	12
11t)	Lockett, Sea. (WR)	2	0	2	0	0	12
11t)	Lynch, Oak. (RB)	2	2	0	0	0	12
11t)	Ryan, Atl. (QB)	2	2	0	0	0	12
11t)	Stills, Mia. (WR)	2	0	2	0	0	12
28)	Ginn, N.O. (WR)	1	0	1	0	1	8

WEEK 2 / THROUGH MONDAY, SEPTEMBER 17, 2018**NFL / LEADING SCORERS, KICKERS**

Rank	Player, Team	PAT	FG	Pct	Long	Pts
1)	Crosby, G.B.	5/ 5	6/ 7	.857	48	23
2)	Gould, S.F.	4/ 4	6/ 6	1.000	45	22
3)	Bullock, Cin.	8/ 8	4/ 4	1.000	42	20
4)	Myers, NY-J	6/ 7	4/ 4	1.000	55	18
5t)	Gostkowski, N.E.	5/ 5	4/ 5	.800	46	17
5t)	McManus, Den.	5/ 5	4/ 4	1.000	53	17
5t)	Parkey, Chi.	5/ 5	4/ 4	1.000	33	17
8t)	Rosas, NY-G	1/ 1	5/ 5	1.000	44	16
8t)	Succop, Ten.	4/ 4	4/ 4	1.000	53	16
8t)	Tucker, Bal.	7/ 7	3/ 3	1.000	55	16
11t)	Catanzaro, T.B.	9/10	2/ 3	.667	36	15
11t)	Hopkins, Was.	3/ 3	4/ 5	.800	49	15
11t)	Lambo, Jac.	6/ 6	3/ 3	1.000	39	15
11t)	Zuerlein, LA-R	3/ 3	4/ 5	.800	55	15
15t)	Butker, K.C.	11/11	1/ 1	1.000	46	14
15t)	Nugent, Oak.	2/ 3	4/ 4	1.000	48	14
15t)	Prater, Det.	5/ 5	3/ 5	.600	43	14
15t)	Vinatieri, Ind.	5/ 5	3/ 4	.750	51	14
19t)	Bryant, Atl.	4/ 5	3/ 3	1.000	52	13
19t)	Fairbairn, Hou.	4/ 4	3/ 4	.750	42	13
19t)	Lutz, N.O.	4/ 4	3/ 4	.750	44	13
19t)	Sturgis, LA-C	4/ 4	3/ 4	.750	45	13
23t)	Hauschka, Buf.	2/ 2	3/ 4	.750	43	11
23t)	Janikowski, Sea.	5/ 5	2/ 3	.667	56	11
23t)	*Sanders, Mia.	5/ 6	2/ 2	1.000	30	11
26)	Gano, Car.	4/ 4	2/ 2	1.000	54	10
27t)	*Carlson, Min.	6/ 6	1/ 4	.250	48	9
27t)	Gonzalez, Cle.	3/ 5	2/ 5	.400	39	9
29)	Maher, Dal.	2/ 2	2/ 3	.667	37	8
30)	Elliott, Phi.	4/ 4	1/ 2	.500	26	7
31)	Boswell, Pit.	6/ 7	0/ 2	.000	--	6
32)	Hekker, LA-R	1/ 1	1/ 1	1.000	20	4

NFL / TOUCHBACKS ON KICKOFFS

Rank	Player, Team	TB
1)	Myers, NY-J	12
2t)	Bullock, Cin.	11
2t)	Catanzaro, T.B.	11
4)	Crosby, G.B.	10
5t)	Butker, K.C.	9
5t)	*Carlson, Min.	9
5t)	McManus, Den.	9
8t)	Boswell, Pit.	8
8t)	Fairbairn, Hou.	8
8t)	Hopkins, Was.	8
8t)	Lambo, Jac.	8
8t)	Parkey, Chi.	8
8t)	*Sanders, Mia.	8
8t)	Sturgis, LA-C	8
8t)	Zuerlein, LA-R	8
16t)	Bosher, Atl.	7
16t)	Elliott, Phi.	7
16t)	Gano, Car.	7
16t)	Lutz, N.O.	7
16t)	Pinion, S.F.	7
16t)	Sanchez, Ind.	7
16t)	Succop, Ten.	7
23t)	Janikowski, Sea.	6
23t)	Nugent, Oak.	6
23t)	Tucker, Bal.	6
26t)	Gonzalez, Cle.	5
26t)	Hauschka, Buf.	5
26t)	Maher, Dal.	5
26t)	Rosas, NY-G	5
30t)	Gostkowski, N.E.	3
30t)	Martin, Det.	3
32)	Hekker, LA-R	2

WEEK 2 / THROUGH MONDAY, SEPTEMBER 17, 2018

NFL / MOST YARDS FROM SCRIMMAGE

Rank	Player, Team	Total			Rushing			Receiving		
		Yards	Att+Rec	Avg	Yards	Att	Avg	Yards	Rec	Avg
1)	Jackson, T.B. (WR)	275	9	30.6	0	0	---	275	9	30.6
2)	Thomas, N.O. (WR)	269	28	9.6	0	0	---	269	28	9.6
3)	Hill, K.C. (WR)	263	14	18.8	4	2	2.0	259	12	21.6
4)	Conner, Pit. (RB)	257	49	5.2	152	39	3.9	105	10	10.5
5)	Cooks, LA-R (WR)	252	13	19.4	6	1	6.0	246	12	20.5
6)	J. Jones, Atl. (WR)	244	16	15.3	11	1	11.0	233	15	15.5
7t)	Kamara, N.O. (RB)	240	36	6.7	75	21	3.6	165	15	11.0
7t)	Smith-Schuster, Pit. (WR)	240	18	13.3	0	0	---	240	18	13.3
9t)	*Barkley, NY-G (RB)	236	45	5.2	134	29	4.6	102	16	6.4
9t)	Mixon, Cin. (RB)	236	44	5.4	179	38	4.7	57	6	9.5
11)	McCaffrey, Car. (RB)	234	38	6.2	87	18	4.8	147	20	7.4
12)	Thielen, Min. (WR)	233	18	12.9	0	0	---	233	18	12.9
13)	Gordon, LA-C (RB)	232	39	5.9	92	24	3.8	140	15	9.3
14)	Sanders, Den. (WR)	231	14	16.5	0	0	---	231	14	16.5
15)	M. Evans, T.B. (WR)	230	17	13.5	0	0	---	230	17	13.5
16)	Cook, Oak. (TE)	229	13	17.6	0	0	---	229	13	17.6
17)	Ekeler, LA-C (RB)	224	24	9.3	116	16	7.3	108	8	13.5
18)	Thompson, Was. (RB)	221	28	7.9	66	9	7.3	155	19	8.2
19)	Gurley, LA-R (RB)	220	45	4.9	150	39	3.8	70	6	11.7
20)	Peterson, Was. (RB)	216	42	5.1	116	37	3.1	100	5	20.0
21)	*Lindsay, Den. (RB)	213	32	6.7	178	29	6.1	35	3	11.7
22)	Breida, S.F. (RB)	210	26	8.1	184	22	8.4	26	4	6.5
23)	Golladay, Det. (WR)	203	13	15.6	0	0	---	203	13	15.6
24)	James, Pit. (TE)	198	8	24.8	0	0	---	198	8	24.8
25)	Tate, Det. (WR)	197	15	13.1	9	1	9.0	188	14	13.4
26)	Cook, Min. (RB)	185	35	5.3	78	26	3.0	107	9	11.9
27)	Hopkins, Hou. (WR)	181	15	12.1	-7	1	-7.0	188	14	13.4
28)	Diggs, Min. (WR)	180	14	12.9	9	2	4.5	171	12	14.3
29)	Miller, Hou. (RB)	179	37	4.8	166	34	4.9	13	3	4.3
30t)	Allen, LA-C (WR)	175	14	12.5	0	0	---	175	14	12.5
30t)	Howard, Chi. (RB)	175	37	4.7	117	29	4.0	58	8	7.3
30t)	Landry, Cle. (WR)	175	12	14.6	0	0	---	175	12	14.6
33)	Elliott, Dal. (RB)	173	40	4.3	147	32	4.6	26	8	3.3
34)	Cobb, G.B. (WR)	172	13	13.2	0	0	---	172	13	13.2
35t)	Cole, Jac. (WR)	170	10	17.0	0	0	---	170	10	17.0
35t)	Coleman, Atl. (RB)	170	30	5.7	126	25	5.0	44	5	8.8
37t)	Beckham, NY-G (WR)	161	16	10.1	-1	1	-1.0	162	15	10.8
37t)	Green, Cin. (WR)	161	11	14.6	0	0	---	161	11	14.6
39)	Brown, Pit. (WR)	160	18	8.9	0	0	---	160	18	8.9
40)	Enunwa, NY-J (WR)	155	13	11.9	0	0	---	155	13	11.9
41)	D. Lewis, Ten. (RB)	153	36	4.3	117	30	3.9	36	6	6.0
42t)	D. Adams, G.B. (WR)	152	13	11.7	0	0	---	152	13	11.7
42t)	Watkins, K.C. (WR)	152	10	15.2	31	1	31.0	121	9	13.4
44)	Howard, T.B. (TE)	150	5	30.0	0	0	---	150	5	30.0
45)	*Dissly, Sea. (TE)	147	6	24.5	0	0	---	147	6	24.5
46)	Powell, NY-J (RB)	145	23	6.3	66	17	3.9	79	6	13.2
47)	Robinson, Chi. (WR)	144	14	10.3	0	0	---	144	14	10.3
48)	Ertz, Phi. (TE)	142	16	8.9	0	0	---	142	16	8.9
49)	Crowell, NY-J (RB)	141	24	5.9	137	22	6.2	4	2	2.0
50t)	White, N.E. (RB)	140	20	7.0	29	9	3.2	111	11	10.1
50t)	Yeldon, Jac. (RB)	140	29	4.8	109	24	4.5	31	5	6.2

WEEK 2 / THROUGH MONDAY, SEPTEMBER 17, 2018

NFL / LEADERS IN FIRST DOWNS

Rank	Player, Team	Rush	Rec	Tot
1)	Kamara, N.O. (RB)	8	7	15
2)	Gurley, LA-R (RB)	11	3	14
3t)	Gordon, LA-C (RB)	4	9	13
3t)	McCaffrey, Car. (RB)	4	9	13
3t)	Smith-Schuster, Pit. (WR)	0	13	13
3t)	Thomas, N.O. (WR)	0	13	13
3t)	Thompson, Was. (RB)	4	9	13
8t)	M. Evans, T.B. (WR)	0	12	12
8t)	Thielen, Min. (WR)	0	12	12
10t)	Brown, Pit. (WR)	0	11	11
10t)	Ekeler, LA-C (RB)	6	5	11
10t)	Golladay, Det. (WR)	0	11	11
10t)	Hill, K.C. (WR)	1	10	11
10t)	J. Jones, Atl. (WR)	1	10	11
15t)	*Barkley, NY-G (RB)	7	3	10
15t)	Conner, Pit. (RB)	6	4	10
15t)	Cook, Oak. (TE)	0	10	10
15t)	Cooks, LA-R (WR)	0	10	10
15t)	Enunwa, NY-J (WR)	0	10	10
15t)	Green, Cin. (WR)	0	10	10
15t)	*Lindsay, Den. (RB)	9	1	10
15t)	Mixon, Cin. (RB)	8	2	10
23t)	Allen, LA-C (WR)	0	9	9
23t)	Cole, Jac. (WR)	0	9	9
25t)	D. Adams, G.B. (WR)	0	8	8
25t)	Beckham, NY-G (WR)	0	8	8
25t)	Breida, S.F. (RB)	6	2	8
25t)	Dorsett, N.E. (WR)	0	8	8
25t)	Drake, Mia. (RB)	6	2	8
25t)	Elliott, Dal. (RB)	8	0	8
25t)	Hilton, Ind. (WR)	0	8	8
25t)	Hopkins, Hou. (WR)	0	8	8
25t)	Howard, Chi. (RB)	7	1	8
25t)	Jackson, T.B. (WR)	0	8	8
25t)	James, Pit. (TE)	0	8	8
25t)	Kupp, LA-R (WR)	2	6	8
25t)	Lynch, Oak. (RB)	7	1	8
25t)	Robinson, Chi. (WR)	0	8	8
25t)	Sanders, Den. (WR)	0	8	8
25t)	Tate, Det. (WR)	0	8	8
25t)	J. Williams, G.B. (RB)	8	0	8
42t)	Agholor, Phi. (WR)	1	6	7
42t)	Allen, Bal. (RB)	3	4	7
42t)	Cobb, G.B. (WR)	0	7	7
42t)	Cook, Min. (RB)	2	5	7
42t)	Crowell, NY-J (RB)	6	1	7
42t)	Davis, Ten. (WR)	0	7	7
42t)	Diggs, Min. (WR)	0	7	7
42t)	Funchess, Car. (WR)	0	7	7
42t)	Godwin, T.B. (WR)	0	7	7
42t)	M. Jones, Det. (WR)	0	7	7
42t)	Morris, S.F. (RB)	5	2	7
42t)	Newton, Car. (QB)	7	0	7
42t)	Peterson, Was. (RB)	5	2	7
42t)	Watkins, K.C. (WR)	1	6	7
42t)	M. Williams, LA-C (WR)	0	7	7
42t)	Wright, Car. (WR)	0	7	7

WEEK 2 / THROUGH MONDAY, SEPTEMBER 17, 2018

NFL / LEADING PUNTERS

Rank	Player, Team	No	Yards	Lg	Avg	TB	Blk	Dwn	OB	Opp Ret	In	Net
1)	Johnston, Phi.	11	593	65	53.9	2	0	1	1	6	40	4 46.6
2)	Koch, Bal.	8	426	63	53.3	1	0	1	1	5	43	3 45.4
3)	*M. Dickson, Sea.	13	670	69	51.5	0	0	2	4	6	67	5 46.4
4)	Lee, Ariz	13	666	60	51.2	1	0	0	1	8	145	4 38.5
5)	Haack, Mia.	10	510	65	51.0	2	0	0	2	3	48	5 42.2
6)	Colquitt, K.C.	7	356	67	50.9	0	0	2	1	3	1	4 50.7
7)	Kaser, LA-C	7	353	66	50.4	1	0	1	1	3	101	2 33.1
8)	R. Allen, N.E.	10	503	59	50.3	1	0	3	0	4	41	3 44.2
9)	*Scott, G.B.	9	451	63	50.1	1	0	1	1	3	58	3 41.4
10)	Kern, Ten.	9	440	62	48.9	0	0	0	2	6	26	5 46.0
11)	Morstead, N.O.	7	335	58	47.9	0	0	0	0	4	19	2 45.1
12)	Palardy, Car.	10	478	53	47.8	1	0	1	0	3	16	5 44.2
13)	*Bojorquez, Buf.	13	620	58	47.7	1	0	0	1	9	71	5 40.7
14)	Sanchez, Ind.	7	330	59	47.1	1	0	0	0	2	5	1 43.6
15)	King, Den.	10	471	66	47.1	1	0	1	2	4	18	3 43.3
16)	Edwards, NY-J	8	375	60	46.9	0	0	1	1	3	48	4 40.9
17)	C. Jones, Dal.	10	466	56	46.6	0	0	1	0	7	76	2 39.0
18)	Bosher, Atl.	10	465	57	46.5	1	0	2	0	6	38	3 40.7
19)	Dixon, NY-G	11	507	59	46.1	2	0	1	1	3	10	3 41.5
20)	*Townsend, Oak.	8	367	56	45.9	1	0	0	2	3	13	2 41.8
21)	Martin, Det.	8	363	55	45.4	0	0	1	0	5	151	3 26.5
22)	O'Donnell, Chi.	9	407	63	45.2	0	0	1	0	2	31	4 41.8
23)	Pinion, S.F.	9	401	59	44.6	0	0	0	0	7	18	4 42.6
24)	Wile, Min.	10	434	58	43.4	1	1	2	1	4	14	6 36.4
25)	Anger, T.B.	7	302	53	43.1	0	0	2	0	4	13	2 41.3
26)	Colquitt, Cle.	15	640	57	42.7	1	0	1	4	6	56	7 37.6
27)	Berry, Pit.	12	507	59	42.3	1	0	2	3	3	69	4 34.8
28)	Huber, Cin.	8	337	55	42.1	0	0	3	0	2	-2	4 42.4
29)	Way, Was.	9	368	59	40.9	0	0	2	1	2	44	5 36.0
30)	*Daniel, Hou.	10	394	53	39.4	1	0	2	1	2	2	5 37.2
31)	*Cooke, Jac.	10	370	47	37.0	0	0	4	2	3	4	6 36.6

NFL / LEADING PUNTERS, NET AVERAGE

Rank	Player, Team	No	Yards	Lg	Avg	TB	Blk	Dwn	OB	Opp Ret	In	Net
1)	Colquitt, K.C.	7	356	67	50.9	0	0	2	1	3	1	4 50.7
2)	Johnston, Phi.	11	593	65	53.9	2	0	1	1	6	40	4 46.6
3)	*M. Dickson, Sea.	13	670	69	51.5	0	0	2	4	6	67	5 46.4
4)	Kern, Ten.	9	440	62	48.9	0	0	0	2	6	26	5 46.0
5)	Koch, Bal.	8	426	63	53.3	1	0	1	1	5	43	3 45.4
6)	Morstead, N.O.	7	335	58	47.9	0	0	0	0	4	19	2 45.1
7t)	R. Allen, N.E.	10	503	59	50.3	1	0	3	0	4	41	3 44.2
7t)	Palardy, Car.	10	478	53	47.8	1	0	1	0	3	16	5 44.2
9)	Sanchez, Ind.	7	330	59	47.1	1	0	0	0	2	5	1 43.6
10)	King, Den.	10	471	66	47.1	1	0	1	2	4	18	3 43.3
11)	Pinion, S.F.	9	401	59	44.6	0	0	0	0	7	18	4 42.6
12)	Huber, Cin.	8	337	55	42.1	0	0	3	0	2	-2	4 42.4
13)	Haack, Mia.	10	510	65	51.0	2	0	0	2	3	48	5 42.2
14)	O'Donnell, Chi.	9	407	63	45.2	0	0	1	0	2	31	4 41.8
15)	*Townsend, Oak.	8	367	56	45.9	1	0	0	2	3	13	2 41.8
16)	Dixon, NY-G	11	507	59	46.1	2	0	1	1	3	10	3 41.5
17)	*Scott, G.B.	9	451	63	50.1	1	0	1	1	3	58	3 41.4
18)	Anger, T.B.	7	302	53	43.1	0	0	2	0	4	13	2 41.3
19)	Edwards, NY-J	8	375	60	46.9	0	0	1	1	3	48	4 40.9
20)	Bosher, Atl.	10	465	57	46.5	1	0	2	0	6	38	3 40.7
21)	*Bojorquez, Buf.	13	620	58	47.7	1	0	0	1	9	71	5 40.7
22)	C. Jones, Dal.	10	466	56	46.6	0	0	1	0	7	76	2 39.0
23)	Lee, Ariz	13	666	60	51.2	1	0	0	1	8	145	4 38.5
24)	Colquitt, Cle.	15	640	57	42.7	1	0	1	4	6	56	7 37.6
25)	*Daniel, Hou.	10	394	53	39.4	1	0	2	1	2	2	5 37.2
26)	*Cooke, Jac.	10	370	47	37.0	0	0	4	2	3	4	6 36.6
27)	Wile, Min.	10	434	58	43.4	1	1	2	1	4	14	6 36.4
28)	Way, Was.	9	368	59	40.9	0	0	2	1	2	44	5 36.0
29)	Berry, Pit.	12	507	59	42.3	1	0	2	3	3	69	4 34.8
30)	Kaser, LA-C	7	353	66	50.4	1	0	1	1	3	101	2 33.1
31)	Martin, Det.	8	363	55	45.4	0	0	1	0	5	151	3 26.5

WEEK 2 / THROUGH MONDAY, SEPTEMBER 17, 2018**NFL / PUNT RETURN LEADERS**

Rank	Player, Team	Ret	FC	Yards	Avg	Long	TD
1)	A. Roberts, NY-J	4	3	141	35.3	78t	1
2)	Hill, K.C.	3	0	101	33.7	91t	1
3)	Natson, LA-R	6	1	133	22.2	60	0
4)	Cohen, Chi.	6	2	103	17.2	42	0
5)	Byrd, Car.	3	1	47	15.7	30	0
6)	Grant, Mia.	4	1	47	11.8	22	0
7)	Switzer, Pit.	6	2	62	10.3	22	0
8)	Sproles, Phi.	3	1	29	9.7	12	0
9)	*Moore, Car.	3	1	24	8.0	15	0
10)	Mickens, Jac.	4	1	31	7.8	16	0
11)	Ervin, Hou.	6	1	45	7.5	11	0
12)	*Grant, Bal.	7	4	52	7.4	51	0
13t)	Humphries, T.B.	5	0	35	7.0	16	0
13t)	*Pettis, S.F.	4	1	28	7.0	14	0
15)	Lockett, Sea.	4	3	25	6.3	14	0
16)	Cobb, G.B.	3	4	17	5.7	17	0
17)	Sherels, Min.	4	3	20	5.0	13	0
18)	Hardy, Atl.	3	3	14	4.7	6	0
19)	Austin, Dal.	3	4	13	4.3	15	0
20)	A. Jones, Den.	3	0	10	3.3	9	0
21)	*J.J. Jones, LA-C	4	2	13	3.3	10	0
22)	Clay, NY-G	5	1	15	3.0	6	0
23)	Agnew, Det.	4	2	11	2.8	7	0

NFL / KICKOFF RETURN LEADERS

Rank	Player, Team	Ret	Yards	Avg	Long	TD
1)	Grant, Mia.	3	159	53.0	102t	1
2)	*Reed, S.F.	4	159	39.8	90	0
3)	Ervin, Hou.	5	156	31.2	36	0
4)	M. Murphy, Buf.	7	213	30.4	49	0
5)	Agnew, Det.	5	144	28.8	45	0
6)	Peppers, Cle.	4	106	26.5	28	0
7)	Cooper, LA-R	3	75	25.0	26	0
8t)	Erickson, Cin.	3	73	24.3	28	0
8t)	Pascal, Ind.	3	73	24.3	28	0
10t)	Latimer, NY-G	3	71	23.7	30	0
10t)	Mickens, Jac.	3	71	23.7	27	0
12)	Lewis, N.O.	3	69	23.0	26	0
13)	Switzer, Pit.	7	136	19.4	28	0
14)	Logan, Ariz	3	49	16.3	19	0

WEEK 2 / THROUGH MONDAY, SEPTEMBER 17, 2018

NFL / LEADERS IN INTERCEPTIONS

Rank	Player, Team	Int	Yards	Avg	Long	TD
1t)	Jones, Mia.	2	80	40.0	54	0
1t)	Lee, NY-J	2	57	28.5	36t	1
1t)	McDougald, Sea.	2	39	19.5	39	0
1t)	*Ward, Cle.	2	26	13.0	26	0
1t)	Swearinger, Was.	2	11	5.5	7	0
1t)	Shaqui. Griffin, Sea.	2	8	4.0	8	0
7t)	Peters, LA-R	1	50	50.0	50t	1
7t)	Amukamara, Chi.	1	49	49.0	49t	1
7t)	Adams, NY-J	1	38	38.0	38	0
7t)	Diggs, Det.	1	37	37.0	37t	1
7t)	Butler, Ten.	1	34	34.0	34	0
7t)	Carr, Bal.	1	32	32.0	32	0
7t)	Jack, Jac.	1	32	32.0	32t	1
7t)	K. Moore, Ind.	1	32	32.0	32	0
7t)	McDonald, Mia.	1	31	31.0	31	0
7t)	Allen, Atl.	1	28	28.0	28	0
7t)	*Hughes, Min.	1	28	28.0	28t	1
7t)	Mack, Chi.	1	27	27.0	27t	1
7t)	E. Thomas, Sea.	1	25	25.0	25	0
7t)	Clinton-Dix, G.B.	1	24	24.0	24	0
7t)	Shields, LA-R	1	22	22.0	22	0
7t)	M. Williams, N.O.	1	22	22.0	22	0
7t)	*Bates, Cin.	1	21	21.0	21	0
7t)	D. Jones, Atl.	1	20	20.0	20	0
7t)	Darby, Phi.	1	16	16.0	16	0
7t)	Jefferson, Bal.	1	15	15.0	15	0
7t)	Melvin, Oak.	1	15	15.0	15	0
7t)	Smith, Min.	1	14	14.0	14	0
7t)	*White, LA-C	1	9	9.0	9	0
7t)	Johnson, NY-J	1	7	7.0	7	0
7t)	Littleton, LA-R	1	7	7.0	7	0
7t)	Dunbar, Was.	1	-3	-3.0	-3	0
7t)	Rhodes, Min.	1	3	3.0	3	0
7t)	P. Brown, Cin.	1	2	2.0	2	0
7t)	Alonso, Mia.	1	1	1.0	1	0
7t)	Williams, Cin.	1	1	1.0	1	0
7t)	Claiborne, NY-J	1	0	0.0	0	0
7t)	Douglas, Phi.	1	0	0.0	0	0
7t)	Gilmore, N.E.	1	0	0.0	0	0
7t)	Howard, Mia.	1	0	0.0	0	0
7t)	Jackson, Ten.	1	0	0.0	0	0
7t)	*Jackson, Car.	1	0	0.0	0	0
7t)	Ja. Jenkins, NY-G	1	0	0.0	0	0
7t)	J. Johnson, LA-R	1	0	0.0	0	0
7t)	A. Jones, Den.	1	0	0.0	0	0
7t)	Mathieu, Hou.	1	0	0.0	0	0
7t)	Parker, K.C.	1	0	0.0	0	0
7t)	Peterson, Ariz	1	0	0.0	0	0
7t)	Phillips, LA-C	1	0	0.0	0	0
7t)	Randall, Cle.	1	0	0.0	0	0
7t)	Simmons, Den.	1	0	0.0	0	0
7t)	Sutton, Pit.	1	0	0.0	0	0
7t)	Vaccaro, Ten.	1	0	0.0	0	0
7t)	Van Noy, N.E.	1	0	0.0	0	0

WEEK 2 / THROUGH MONDAY, SEPTEMBER 17, 2018**NFL / LEADERS IN SACKS**

Rank	Player, Team	Sacks
1)	Miller, Den. (LB)	4.0
2)	Buckner, S.F. (DE)	3.5
3t)	Atkins, Cin. (DT)	3.0
3t)	Kennard, Det. (LB)	3.0
3t)	Ogunjobi, Cle. (DT)	3.0
3t)	Watt, Pit. (LB)	3.0
7)	Cox, Phi. (DE)	2.5
8t)	Casey, Ten. (DT)	2.0
8t)	Clark, Sea. (DE)	2.0
8t)	Correa, Ten. (LB)	2.0
8t)	Davis, Det. (LB)	2.0
8t)	Garrett, Cle. (DE)	2.0
8t)	Hunt, Ind. (DE)	2.0
8t)	Hunter, Min. (DE)	2.0
8t)	Ioannidis, Was. (DT)	2.0
8t)	*James, LA-C (DB)	2.0
8t)	Jordan, N.O. (DE)	2.0
8t)	Lawrence, Dal. (DE)	2.0
8t)	Mack, Chi. (LB)	2.0
8t)	Mayowa, Ariz (DE)	2.0
8t)	McKinley, Atl. (DE)	2.0
8t)	Poole, Atl. (DB)	2.0
8t)	Reader, Hou. (NT)	2.0
8t)	Short, Car. (DT)	2.0
8t)	Trevathan, Chi. (LB)	2.0
8t)	T. Young, Bal. (DB)	2.0
27t)	Addison, Car. (DE)	1.5
27t)	Flowers, N.E. (DE)	1.5
27t)	Hicks, Phi. (LB)	1.5
27t)	Horton, Car. (DE)	1.5
27t)	Ingram, LA-C (DE)	1.5
27t)	Wise, N.E. (DE)	1.5

WEEK 2 / THROUGH MONDAY, SEPTEMBER 17, 2018

NFL / FUMBLE RECOVERIES

Rank	Player, Team	TotRec	OffRec	DefRec
1t)	Schobert, Cle.	2	0	2
1t)	A. Smith, Was.	2	2	0
1t)	Watson, Hou.	2	2	0
4t)	Bademosi, Hou.	1	0	1
4t)	Bitonio, Cle.	1	1	0
4t)	*Bojorquez, Buf.	1	1	0
4t)	Boston, Ariz	1	0	1
4t)	Boyd, Cin.	1	1	0
4t)	*Chark, Jac.	1	1	0
4t)	Charlton, Dal.	1	0	1
4t)	Chickillo, Pit.	1	0	1
4t)	Clark, G.B.	1	0	1
4t)	Cobb, G.B.	1	1	0
4t)	David, T.B.	1	0	1
4t)	*Davis, T.B.	1	0	1
4t)	Derby, Mia.	1	1	0
4t)	Desir, Ind.	1	0	1
4t)	Ekeler, LA-C	1	1	0
4t)	Enunwa, NY-J	1	1	0
4t)	J. Evans, T.B.	1	0	1
4t)	Fejedelem, Cin.	1	0	1
4t)	Flacco, Bal.	1	1	0
4t)	Floyd, Chi.	1	0	1
4t)	Foles, Phi.	1	1	0
4t)	Fowler, Jac.	1	0	1
4t)	Fusco, Atl.	1	1	0
4t)	Godwin, T.B.	1	1	0
4t)	Golladay, Det.	1	0	1
4t)	Harmon, N.E.	1	0	1
4t)	Havenstein, LA-R	1	1	0
4t)	*Herndon, NY-J	1	1	0
4t)	Hicks, Phi.	1	0	1
4t)	Hightower, N.E.	1	0	1
4t)	Hogan, N.E.	1	1	0
4t)	Ioannidis, Was.	1	0	1
4t)	Ishmael, Atl.	1	0	1
4t)	*L. Jackson, Bal.	1	1	0
4t)	Jenkins, NY-J	1	0	1
4t)	*J.J. Jones, LA-C	1	1	0
4t)	Lawrence, Dal.	1	0	1
4t)	*Leonard, Ind.	1	0	1
4t)	Linsley, G.B.	1	1	0
4t)	Mack, Atl.	1	1	0
4t)	Mack, Chi.	1	0	1
4t)	Mahomes, K.C.	1	1	0
4t)	Marsh, S.F.	1	0	1
4t)	Mathieu, Hou.	1	0	1
4t)	McMillan, Mia.	1	0	1
4t)	Milano, Buf.	1	0	1
4t)	Miller, Den.	1	0	1
4t)	Mitchell, Cle.	1	0	1
4t)	Morris, S.F.	1	1	0
4t)	Munnerlyn, Car.	1	0	1
4t)	M. Murphy, Buf.	1	1	0
4t)	Payne, Jac.	1	0	1
4t)	Peppers, Cle.	1	0	1
4t)	*Pettis, S.F.	1	1	0
4t)	*Phillips, Cin.	1	1	0
4t)	Pocic, Sea.	1	1	0
4t)	Powell, NY-J	1	1	0
4t)	Prescott, Dal.	1	1	0
4t)	Randall, Cle.	1	0	1
4t)	Rodgers, G.B.	1	1	0
4t)	Roethlisberger, Pit.	1	1	0
4t)	Schaub, Atl.	1	1	0
4t)	Sherman, S.F.	1	0	1
4t)	Smith, Min.	1	0	1
4t)	R. Smith, T.B.	1	0	1
4t)	Sweezy, Sea.	1	1	0
4t)	Taylor, Cle.	1	1	0
4t)	Thomas, K.C.	1	1	0
4t)	Thompson, Was.	1	1	0
4t)	Trubisky, Chi.	1	1	0
4t)	Ty. Williams, LA-C	1	1	0
4t)	Williamson, NY-J	1	0	1
4t)	Willis, Cin.	1	0	1
4t)	Wilson, Sea.	1	1	0
4t)	Winchester, K.C.	1	0	1

4t) Witherspoon, S.F.	1	1	0
4t) Wright, Car.	1	1	0
4t) T. Young, Bal.	1	1	0

WEEK 2 / THROUGH MONDAY, SEPTEMBER 17, 2018

NFL / OFFENSIVE FUMBLE RECOVERIES

Rank	Player, Team	Ret	Yards	Avg	Long	TD
1t)	A. Smith, Was.	2	0	0.0	0	0
1t)	Watson, Hou.	2	0	0.0	0	0
3t)	*Chark, Jac.	1	6	6.0	6	0
3t)	Thompson, Was.	1	5	5.0	5	0
3t)	Bitonio, Cle.	1	0	0.0	0	0
3t)	*Bojorquez, Buf.	1	0	0.0	0	0
3t)	Boyd, Cin.	1	0	0.0	0	0
3t)	Cobb, G.B.	1	0	0.0	0	0
3t)	Derby, Mia.	1	0	0.0	0	0
3t)	Ekeler, LA-C	1	0	0.0	0	0
3t)	Enunwa, NY-J	1	0	0.0	0	0
3t)	Flacco, Bal.	1	0	0.0	0	0
3t)	Foles, Phi.	1	0	0.0	0	0
3t)	Fusco, Atl.	1	0	0.0	0	0
3t)	Godwin, T.B.	1	0	0.0	0	0
3t)	Havenstein, LA-R	1	0	0.0	0	0
3t)	*Herndon, NY-J	1	0	0.0	0	0
3t)	Hogan, N.E.	1	0	0.0	0	0
3t)	*L. Jackson, Bal.	1	0	0.0	0	0
3t)	*J.J. Jones, LA-C	1	0	0.0	0	0
3t)	Linsley, G.B.	1	0	0.0	0	0
3t)	Mack, Atl.	1	0	0.0	0	0
3t)	Mahomes, K.C.	1	0	0.0	0	0
3t)	Morris, S.F.	1	0	0.0	0	0
3t)	M. Murphy, Buf.	1	0	0.0	0	0
3t)	*Pettis, S.F.	1	0	0.0	0	0
3t)	*Phillips, Cin.	1	0	0.0	0	0
3t)	Pocic, Sea.	1	0	0.0	0	0
3t)	Powell, NY-J	1	0	0.0	0	0
3t)	Prescott, Dal.	1	0	0.0	0	0
3t)	Rodgers, G.B.	1	0	0.0	0	0
3t)	Roethlisberger, Pit.	1	0	0.0	0	0
3t)	Schaub, Atl.	1	0	0.0	0	0
3t)	Sweezy, Sea.	1	0	0.0	0	0
3t)	Taylor, Cle.	1	0	0.0	0	0
3t)	Thomas, K.C.	1	0	0.0	0	0
3t)	Trubisky, Chi.	1	0	0.0	0	0
3t)	Ty. Williams, LA-C	1	0	0.0	0	0
3t)	Wilson, Sea.	1	0	0.0	0	0
3t)	Witherspoon, S.F.	1	0	0.0	0	0
3t)	Wright, Car.	1	0	0.0	0	0
3t)	T. Young, Bal.	1	0	0.0	0	0

WEEK 2 / THROUGH MONDAY, SEPTEMBER 17, 2018**NFL / DEFENSIVE FUMBLE RECOVERIES**

Rank	Player, Team	Ret	Yards	Avg	Long	TD
1)	Schobert, Cle.	2	26	13.0	26	0
2t)	Fejedelem, Cin.	1	83	83.0	83t	1
2t)	J. Evans, T.B.	1	34	34.0	34t	1
2t)	Peppers, Cle.	1	16	16.0	16	0
2t)	Hicks, Phi.	1	13	13.0	13	0
2t)	Lawrence, Dal.	1	5	5.0	5	0
2t)	Harmon, N.E.	1	4	4.0	4	0
2t)	R. Smith, T.B.	1	3	3.0	3	0
2t)	Mathieu, Hou.	1	1	1.0	1	0
2t)	Bademosi, Hou.	1	0	0.0	0	0
2t)	Boston, Ariz	1	0	0.0	0	0
2t)	Charlton, Dal.	1	0	0.0	0	0
2t)	Chickillo, Pit.	1	0	0.0	0	0
2t)	Clark, G.B.	1	0	0.0	0	0
2t)	David, T.B.	1	0	0.0	0	0
2t)	*Davis, T.B.	1	0	0.0	0	0
2t)	Desir, Ind.	1	0	0.0	0	0
2t)	Floyd, Chi.	1	0	0.0	0	0
2t)	Fowler, Jac.	1	0	0.0	0	0
2t)	Golladay, Det.	1	0	0.0	0	0
2t)	Hightower, N.E.	1	0	0.0	0	0
2t)	Ioannidis, Was.	1	0	0.0	0	0
2t)	Ishmael, Atl.	1	0	0.0	0	0
2t)	Jenkins, NY-J	1	0	0.0	0	0
2t)	*Leonard, Ind.	1	0	0.0	0	0
2t)	Mack, Chi.	1	0	0.0	0	0
2t)	Marsh, S.F.	1	0	0.0	0	0
2t)	McMillan, Mia.	1	0	0.0	0	0
2t)	Milano, Buf.	1	0	0.0	0	0
2t)	Miller, Den.	1	0	0.0	0	0
2t)	Mitchell, Cle.	1	0	0.0	0	0
2t)	Munnerlyn, Car.	1	0	0.0	0	0
2t)	Payne, Jac.	1	0	0.0	0	0
2t)	Randall, Cle.	1	0	0.0	0	0
2t)	Sherman, S.F.	1	0	0.0	0	0
2t)	Smith, Min.	1	0	0.0	0	0
2t)	Williamson, NY-J	1	0	0.0	0	0
2t)	Willis, Cin.	1	0	0.0	0	0
2t)	Winchester, K.C.	1	0	0.0	0	0

WEEK 2 / THROUGH MONDAY, SEPTEMBER 17, 2018

Team/Offense Rank (Within League)

BAL	BUF	CIN	CLE	DEN	HOU	IND	JAX	KC	LAC	MIA	NE	NYJ	OAK	PIT	TEN		ARI	ATL	CAR	CHI	DAL	DET	GB	LAR	MIN	NO	NYG	PHI	SF	SEA	TB	WAS
8	31	19	23	4	13	22	9	6	3	26	20	18	10	2	25	TYds/G	32	15	16	29	30	11	17	7	5	14	28	24	21	27	1	12
22	32	12	28	4	15	26	9	2	3	21	20	13	7	8	23	TYds/P	31	10	14	30	24	18	16	5	11	6	29	27	17	25	1	19
23	25t	17	4	2	1	24	9	10	11t	6	18t	16	21	20	15	RYds/G	31	8	5	14	11t	30	25t	13	22	32	28	18t	3	29	27	7
30	22	10	13	4	3	28	8	9	7	11	25	21	23	16t	29	RshAvg	15	6	1	12	5	14	18	19	26	31	24	16t	2	27	32	20
7	31	17	27	13	21	19	12	9	3	28	18	15	8	2	25	PsYd/G	32	16	20	29	30	6	11	10	5	4	24	23	26	22	1	14
18	31	12	29	10	20	24	11	2	4	19	17	7	5	9	14	PasAvg	32	13	21	30	27	22	15	3	8	6	28	26	23	25	1	16
15	32	12	18	31	21	23	16	1t	9	24	10	28	25	20	29	%HdInt	22	17	11	19	1t	27	8	13	5	1t	7	6	30	26	14	1t
19	31	6	29	4	27	8	1	9	10	24	15	22	5	13	2	Sac/PP	12	16	20	23	28	3	26	11	17	14	25	18	30	32	7	21
2t	31	12t	24t	7t	16t	18t	9t	12t	2t	26	18t	22t	18t	1	27	1D/Gm	32	22t	5t	24t	28	7t	21	5t	12t	9t	29	16t	12t	30	9t	4
6	30	7t	27t	7t	25	1	3	11t	27t	20	26	19	17	15t	18	3D Eff	32	15t	14	10	31	22	21	4	5	23t	11t	9	23t	29	2	13
10t	18t	26t	15t	1t	18t	26t	26t	26t	1t	18t	1t	7t	18t	1t	10t	4D Eff	10t	18t	1t	15t	10t	18t	18t	15t	18t	1t	10t	9	26t	26t	26t	7t
15	18t	12	13t	26	13t	30t	11	1	29	9	30t	2	10	8	6	PR Avg	3	24	7	5	25	28	22	4	23	30t	27	20t	16	18t	17	20t
9	6	20	18	30t	5	12	26	24	19	2	16	15	30t	22	1	KR Avg	25	11	10	29	30t	8	23	13	3	7	14	17	4	21	27	28
3	13	28	26	16	31	14	32	7	15	6	8	17	21	27	10	GPntAv	5	19	12	23	18	22	9	1	30	11	20	2	24	4	25	29
6	22	13	25	11	26	10	27	1	31	14	8t	20	16	30	5	NPntAv	24	21	8t	15	23	32	18	2	28	7	17	3	12	4	19	29
3	31	4	24t	13t	26	18t	12	1	8	13t	13t	7	28	9	22t	Pts/Gm	32	20	22t	13t	29t	18t	10t	5	10t	6	29t	24t	17	21	2	27
1t	19t	1t	29	1t	19t	19t	1t	1t	19t	1t	17t	1t	1t	31	1t	FG%	32	1t	1t	1t	24t	27	15	16	30	19t	1t	28	1t	24t	24t	17t

Opponent/Defense Rank (Within League)

BAL	BUF	CIN	CLE	DEN	HOU	IND	JAX	KC	LAC	MIA	NE	NYJ	OAK	PIT	TEN		ARI	ATL	CAR	CHI	DAL	DET	GB	LAR	MIN	NO	NYG	PHI	SF	SEA	TB	WAS
2	18	27	21	15	12	10	7	32	9	17	28	5	22	25	26	TYds/G	30	11	13	8	4	16	24	3	14	29	6	19	23	20	31	1
1	18	7	12	25	10	16	6	31	20	14	21	4	27	19	29	TYds/P	28	9	22	11	2	24	23	5	8	32	15	26	13	17	30	3
15	22	3	20	6t	21	9	16	6t	14	8	27	11	31	30	26	RYds/G	28	24	25	4	12	32	18	5	13	17	29	1	19	23	2	10
14	11	2	13	9	5	19	21	23	16	3	25	12	32	26	27	RshAvg	8	30	28	6	10	31	24	17	15	4	29	1	22	18	7	20
3	16	30	22	21	12	17	9	32	13	24	23	8	11	14	20	PsYd/G	27	10	7	18	5	4	26	6	15	29	2	28	25	19	31	1
1	25	9	17	26	23	15	8	28	24	21	20	5	16	14	30	PasAvg	31	4	19	12	2	13	18	6	11	32	7	27	10	22	29	3
13	29t	11	8	10	21	26	25	28	9	3	15	2	23t	23t	5	%HdInt	22	16	18	12	29t	17	27	4	7	19t	19t	14	29t	1	29t	6
12	16	18t	9	5	23	15	18t	31	7	27t	27t	20	30	4	10	Sac/PP	11	22	6	2	3	1	14	29	8	21	32	13	17	26	25	24
6t	27	30	20t	6t	11t	13t	3t	32	9	15t	28	11t	20t	26	13t	1D/Gm	31	24t	15t	3t	10	17	18t	1	22t	18t	3t	6t	22t	24t	29	2
2	21t	32	15	1	6	21t	7t	3	16t	16t	28t	10t	26	4t	9	3D Eff	31	30	14	20	23	13	27	12	10t	28t	4t	7t	25	16t	16t	24
5t	1t	19t	1t	5t	25t	19t	5t	25t	1t	5t	5t	5t	25t	5t	5t	4D Eff	19t	25t	5t	5t	25t	23t	5t	25t	1t	19t	25t	5t	5t	25t	23t	5t
18	17	1	19	12	3	5	4	2	32	25t	21	25t	10t	30	10t	PR Avg	27	15	14	24	22	31	28	20	9	13	8	16	6	23	7	29
23	20	25	27	11	8t	10	13	7	12	31	19	30	21t	4t	32	KR Avg	4t	16t	21t	15	24	29	28	6	2	16t	14	3	26	1	16t	8t
12	22	29	6	31	24	2	28	15	18	23	1	25	30	9	17	GPntAv	19	27	16	14	13	7	10	21	20	4	3	11	5	8	32	26
19	26	24	13	32	28	12	25	1	27	21t	6t	2	31	11	3	NPntAv	6t	30	10	5	18	17	16	4	21t	14	9	20	8	15	29	23
6t	31t	18	12t	14t	19	14t	5	29	25t	4	20t	6t	24	28	16	Pts/Gm	25t	12t	8t	11	3	31t	23	1	17	30	10	8t	20t	20t	27	2
10t	18t	13	4t	10t	18t	14t	14t	4t	18t	18t	18t	3	16	2	10t	FG%	18t	18t	4t	18t	18t	18t	4t	18t	17	9	18t	18t	18t	18t	4t	1



***FEATURE
CLIPS***

TABLE OF CONTENTS



Chargers Are Ready to Claim Their Piece of the Los Angeles Sports Market	2
NFL's Great Expectations 2018: 10 Teams, Coaches and Players (Plus a Broadcaster) to Watch.....	3
Cum Laude	4
Former Ohio State quarterback Cardale Jones now deputy sheriff in Ottawa County	4
Chargers' Joe Barksdale breaks silence on his daily battles that have nothing to do with football	5
The Bosa Family—Brothers Joey and Nick, Father John—Share a Passion for Pass-Rushing	5
Chargers playmaker Mike Williams seeks (and flashes) greatness.....	7
The Mind of Philip Rivers: Explaining the Game Within the Game.....	8
Rayshawn Jenkins is not angry, and that is some kind of wonderful.....	9
Competing is a family trait for Miami Hurricanes' Rayshawn Jenkins.....	12

Chargers Are Ready to Claim Their Piece of the Los Angeles Sports Market

By Andy Benoit
Sports Illustrated
June 20, 2018

COSTA MESA, Calif. — The Los Angeles Chargers headquarters is located in a nondescript leased office building amidst a white-collar industrial sprawl in Costa Mesa, Calif., about 45 minutes from downtown L.A. The building is located to the left of a circular courtyard. To the right of the courtyard is a vacant building, and straight behind the courtyard is a coffeehouse.

Inside the office building, Chargers owner Dean Spanos is seated at the head of the table in a second-floor conference room. Over his shoulder is a giant rendering of the team's new stadium, which will be located in Inglewood, just shy of an hour's drive from the current office. Under construction until 2020, it's the mecca toward which this franchise is marching.

"It's incredible—look at that," Spanos says, turning to face the photo. "I mean, that's massive. It doesn't look like a football stadium, does it?"

No, and that's because, in many ways, it isn't. The nearly \$5-billion venue, formally called Los Angeles Sports and Entertainment District (LASED), will include business parks and condominiums, a 6,000-seat theatre, luxury hotels and restaurants, an open-air shopping center and NFL Media's nerve center. Rams owner Stan Kroenke is spearheading the project, with the stadium itself a joint venture between the two teams—the Rams and Chargers will operate under equivalent leases, and the Chargers will receive 18.75% of the LASED non-football event revenue.

But underneath all of the hype of the new stadium and the glamour of the Los Angeles area, a hard truth remains: the Chargers are the newest team in a very crowded sports market—11 teams, to be exact. And even if the product on the field is up to snub—and it should be, as this team is a favorite to win the AFC West this year—is that enough for the Chargers to truly carve out its niche in Los Angeles? It will be a challenge, but the Chargers are up for it.

Moving to a new city before your stadium's completion is innately trying. After leaving Houston in 1997, the Oilers, waiting on their downtown Nashville venue, played home games at Liberty Bowl Stadium in Memphis. Attendance was abysmal, and when it wasn't, opposing fans were extraordinarily prevalent. The next year owner Bud Adams moved games to Vanderbilt—a site he had initially rejected. The Oilers went 8–8 both years.

The Chargers faced similar attendance struggles last season. Playing at the 27,000-seat StubHub Center in Carson, Calif., the team often found that the fans enjoying the intimate atmosphere were actually cheering for L.A.'s opponent. In Week 2 of the 2017 season, Youngbowe Koo, the Chargers kicker at the time, missed a field goal at the end of regulation to lose to the visiting Dolphins, and QB Philip Rivers said that missed kick produced the loudest roar of the crowd all day. The following

week, the red of the visiting Chiefs' fans glaringly contrasted with L.A.'s fans' blue.

There are different thoughts in the Chargers office as to what was behind this enemy infiltration.

"Really, when you look at it on a percentage-base, it's no different than any of the other teams," Spanos says. "This is not something that is just unique to us. I think the Rams experienced it a bunch last year. Miami experiences it with all the New England fans there. It's nothing new."

GM Tom Telesco says it's always going to be like that for teams in a destination city. "If you live in Buffalo and you're going to go to one road game this year, [the fan typically thinks] 'Hey let's go to L.A. or Miami!' At Qualcomm Stadium [in San Diego] let's say we got 10,000 visiting fans. [In a stadium that holds 70,000 people] you notice those fans, but not that much. You get those same 10,000 at StubHub, it looks a lot different."

Rivers issued similar sentiments following that early loss to Miami last season, saying, "It's always been a little bit of something you battle. We battled it down in San Diego... the weather, the climate, lends to that."

But traveling fans aren't the Chargers' only problem—finding and growing the team's own fan base remains an issue. There are around 24 million people in Southern California, including many transplants who may have brought fandom with them, and with no team in town from 1995–2015, many Angelinos have adopted one of the NFL's 30 non-LA teams as their own.

It didn't help when, before the season, Los Angeles mayor Eric Garcetti said on the Dan Patrick Show, "We're certainly happy to have the Chargers in L.A., but I think we could have been happy with just the [Rams] too." Some in the Chargers' building believe Garcetti was just trying to appease San Diego and the state's other non-L.A. markets (rumor has it that he wants to run for governor or even president one day). Spanos believes Garcetti's comments were misrepresented in the media, and he professes no ill-will.

But after those comments, mixed with opposing fan optics and the team's heartbreaking 0–4 start to the season, it's easy to see why the Chargers struggled with a loser narrative last season.

That shouldn't be the case in 2018; this team is favored to win the AFC West. Head coach Anthony Lynn even recently lamented to The MMQB's Albert Breer that someone had told him the Chargers had the second-most talented roster in the league. While maybe a tad hyperbolic, the notion is not ridiculous. Rivers is a bona fide field general, and his receiving corps is loaded, even with tight end Hunter Henry out with a torn ACL. The backfield and offensive line are improving, and the defense has what every team covets: perimeter cover corners (Casey Hayward and, if healthy, Jason Verrett) and dominant edge rushers (Joey Bosa and Melvin Ingram). The interior of the D was addressed in the draft, with safety Derwin James in Round 1, linebacker Uchenna Nwosu in Round 2 and defensive tackle Justin Jones in Round 3.

Lynn was praised for leading the Chargers to nine wins after entering October under the most difficult of circumstances. Now, nine wins would be disappointing. The rough start last year "just made us a tougher football team," Lynn says. "We became more resilient. And now last year's not even in the back of our heads anymore, we're focused on this season."

The fascinating question is, Just how much success will it take for the Chargers to move the meter locally?

"Everybody loves a winner up here and we have to put that product on the field," says Spanos. "It's a challenging market. We knew it when we came here. There are 11 other teams we're competing against."

A quick look at the 11 other teams to which Spanos is referring: The MLB's Dodgers and Angels, which are both a little above .500, as of publish; the NBA's Clippers, which just missed the playoffs and the Lakers, which are rebuilding; the NHL's Ducks and Kings, which reached the Stanley Cup playoffs but were both swept in the first round; MLS's LAFC, currently third in the Western Conference, and the Galaxy, sitting eighth; USC and UCLA, which both lost their quarterbacks to the first round of the NFL draft; and of course, the Rams—the team with which the Chargers will be sharing a stadium, and their most direct competition. Also, the WNBA's Sparks currently lead the Western Conference.

Surprise winners of the NFC West in 2017, the Rams have had one of the most unique, aggressive offseasons in recent memory and are now among the early favorites to win Super Bowl 53. They're slated for five nationally televised games in 2018. And yet they too are still trying to gain a foothold in the L.A. market.

After a record-setting year-over-year decline in attendance last September, the Rams averaged 63,392 in home attendance on the season, which ranked 26th in the league, and filled a league-low two-thirds of their venue (the L.A. Coliseum). Their local TV ratings were 8.0, meaning just eight percent of L.A. televisions were tuned into their games. The Chargers got a 6.0, though it should be noted that a ratings point in Los Angeles represents 5.2 times as many people as a ratings point in San Diego.

Legitimate concerns were raised about the Rams having had the opportunity to secure much of the available L.A. fans simply by arriving to town a year earlier. Spanos says his staff spends little time thinking about the Rams, but he's rooting for their success.

"If I could line the stars up, it would be great if we—the Rams and Chargers—could play each other in the Super Bowl this year in Atlanta," he says. "For this market, for sales, it would be exciting. You know, timing could be impeccably perfect. But if we can't win the Super Bowl, I'd probably say I'd want the Rams to win because it just helps the [stadium] project. We are part of this, we have equity in this, we're an equal partner in this thing. And I think [Kroenke], if he was sitting here, would say the same thing. We wish each other good luck except when we play each other. The better I do is going to help him and vice versa."

Though it'd be unimaginable in most markets, with Los Angeles, where fans have so many options for sports, as well as for pop culture

entertainment and outdoor activities, one also must wonder what the team does in the event that it makes a deep playoff run but sees little rise in local popularity. Spanos doesn't like looking away from the big picture. "Our goal every year is to win the Super Bowl ... even if we make a deep playoff run this year, it's about sustained success."

Success on the field always comes first, but Spanos is a businessman who recognized the opportunities that Los Angeles could bring to his franchise.

"No. 1 is obviously the product on the field—and I can't control that," he says. "I can try to hire the best coach, the best GM to bring in the best players but there's no guarantee on anything. But that's one part of it. The other part is really how we as an organization, our family, integrate ourselves into this community."

Spanos meets with small groups three or four times a week, building relationships piece by piece. And from July through December last year the Chargers participated in 150 community events and charitable programs, with an emphasis on causes promoting social justice. They partnered with the city's most established media outlets and hired the area's top afternoon drive sports talk radio host, Matt "Money" Smith, as their lead announcer. This year, their "Fight for L.A." slogan will incorporate a "Fight for Each Other" slogan.

On brand growth, Spanos and his staff proceed as if it comes down to 50% winning and 50% business strategy. And the most obvious move that illustrates that? Hiring Lynn as head coach. Instead of splurging for a big-name head coach to galvanize the fan base, the Chargers' brass hired one who was well-regarded within the NFL but largely unknown to fans outside the AFC East. Contrast that with the Raiders, who spent \$100 million on Super Bowl winning celebrity coach Jon Gruden, perhaps partly with the hope of sustaining the Oakland fan base and, soon, igniting the Las Vegas one.

As John Spanos, President of Football Operations, explains, "At the end of the day, the driving force [behind hiring Lynn] was who will help us win games over who will help initially sell tickets." When it's pointed out that Bill Belichick was almost antithetical to a flashy hire in New England, Spanos says, "How 'bout that. He was the head coach of the Browns, got let go and was an assistant again. I don't remember him at that point being a necessarily flashy guy, so it's a good point."

John's dad has not prioritized a head coach's marketability, either.

"I think that's short-lived to go out and hire somebody flashy," Dean says. "In either 2001 or '02, I really wanted to hire Jimmy Johnson. We're pretty good friends and I tried, but he was retired and he didn't want to come back. That was the only time I really wanted to go after somebody. I believed in him and he was sort of a mentor to me so even that was more than, 'Oh there's a name out there, let me go chase him.' I knew him. But he wanted to fish down in Miami."

What hangs in the air when talking with anyone from the Chargers is the city of San Diego. Spanos, his family and employees are quick to emphasize how much the city still matters to them. The Chargers have maintained all of their

existing community programs in San Diego, and they realize that many fans there are still loyal. But they also realize that many are still hurt. As one staffer put it, emotions remain "too raw" to consider marketing the team to those citizens. Quick as Chargers employees are to laud San Diego, the conversation always quickly shifts back slightly north.

The obstacles may seem insurmountable for this Los Angeles team, but it's nothing the team isn't ready to face head-first. This team's home is now Los Angeles.

"To go where we want to go it might take ten years," Spanos says. "We are the new kids on the block so, you know, we are fighting our way in one fan at a time. But whatever it is, we'll get there."

NFL's Great Expectations 2018: 10 Teams, Coaches and Players (Plus a Broadcaster) to Watch

*By Albert Breer
Sports Illustrated
May 31, 2018*

Anthony Lynn will tell you he doesn't know much about the 2018 Chargers yet. And so long as you understand that, he'll concede that he did like what he saw when he looked out his office window during the first week of the team's offseason program in mid-April.

Last year the players had to acclimate to an '80s-style series of 200-, 300- and 400-yard gassers that strength coaches John Lott and Jonathan Brooks put them through, at Lynn's direction. It was unconventional for this era, as well as raw and taxing. This year? Those same players just did them.

"The neat thing is it was so much smoother, watching the first week of offseason training, Phase I," Lynn said from that office on Wednesday. "When guys came back, they knew exactly what to expect, and exactly what to do. Last year there was a lot of explaining why. You're dealing with millennials now—they want to know why, they ask questions, they have Google; this year there was none of that. These guys, they fell in line. They knew what to expect."

Accordingly, a lot is being expected of these Chargers in 2018. The longstanding franchise quarterback is still in place, with a raft of young talent around him—and that's even after accounting for tight end Hunter Henry's torn ACL. L.A.'s second team won six of its last seven to finish the 2017 season. Two of its divisional rivals are going through transition at quarterback, and the other has a new head coach. And, as Lynn indicated, continuity is a benefit.

It's pretty different from last year, to be sure, when Lynn was new and the team was moving and the season started 0-4. So yes, the Chargers are one of those teams in '18—the kind that was pretty impressive the year before, and won't sneak up on anyone.

And they're dealing with high expectations for the first time in a while. Lots of people think the Chargers are going to be pretty good, even if

Lynn doesn't quite get why. And he knows all his players must be hearing it.

"That's scary," he said, laughing. "I don't know why everybody wants to crown us all of the sudden. I had someone in here say we have the second most talented roster in the league. I mean, really? Why would you think that? I know he was being nice, but that's not even realistic, to say we have the second most talented roster when you look around the league. ... We like our team, we really do. But right now, who in the hell doesn't like their team? Everyone likes their team right now."

In this week's Game Plan, we'll explain how the players are building a war chest for a potential 2021 work stoppage, tell you why Dak Prescott is better off without Dez Bryant, detail the difficulty in doing a Le'Veon Bell deal, show you the good thing Von Miller is doing, point you to a patron saint of the scouting community and much more.

But after all the controversy of the last week, I figured we'd have some fun here and start with some football, and the Chargers, and other teams or individuals like them—living in a new world of expectations in 2018. The crosstown Rams are in that same boat, and as you might remember we talked to Sean McVay about it a couple months back. And there are others, too, dealing with a new reality.

For Lynn, handling expectations is a balancing act. On one hand, he loves what the team did at the end of the year, coming together around the program they'd worked all year to build and against the natural adversity facing a relocating team. Obviously he'd be ecstatic if that unity carried over through 2018. On the other hand, he wants his players to start from zero—which is what those gassers represented.

"I don't know if you recreate what you had last year—I think once you get that buy-in, and you can keep a nucleus of guys together, that becomes their standard, their expectation," Lynn said. "And anybody new we bring on to this team, they get them caught up quickly—this is how we do things, this is what we're about. And you just keep reemphasizing it."

So in certain ways the Chargers are building just like they did last year, when Lynn was new and all the players were learning. In other ways Lynn will tell you they're ahead of where they were. "I've been really impressed with the detail and the focus, guys doing their job. The attendance has been outstanding, so you can see that. You can't see the results right now, but you can see the intent."

And then there are the expectations from the outside. No matter how incredulous the coach might be about offseason perceptions of the Chargers, they exist and they're not unjustified. The offense brings back an improved line, No. 1 receiver Keenan Allen and 1,000-yard rusher Melvin Gordon; and the defense has a chance to be really good behind edge rushers Joey Bosa and Melvin Ingram, with corner Jason Verrett coming back from injury to join true No. 1 Casey Hayward in the secondary, and rookie safety Derwin James added to the mix.

The Chargers finished last year with a flourish that was indicative of their potential. So while Lynn will tout the Chiefs' addition of Sammy Watkins ("an Olympic sprinter to go with the Olympic sprinter they already have"), the

Broncos' addition of Bradley Chubb ("they already have one of the best defensive players in the league") and the Raiders' hiring of Jon Gruden ("he's gonna do a hell of a job"), he also isn't blind to what the rest of us are looking at.

But he also knows that feeding into those perceptions does no good. He recalled when he was coaching in Dallas, and the Cowboys ripped off a few wins in a row, and his old boss, Bill Parcells, responded by putting mousetraps in all the players' lockers. The idea here's the same.

"That's kind of the same message we've been giving our team: Don't take the cheese," Lynn said. "Thing is, we shouldn't even be having this conversation. These expectations, I understand we finished the season pretty strong, but we were still 9-7. We're not content or happy about being 9-7. We don't want to be that team. We want to be a lot better than that team."

And so, as Lynn continues, "The biggest expectations they're gonna hear are the ones they get right here in this building, from their coaches, from myself, from people in this organization. It's nice to get a pat on the back from your friends, your relatives, all that. But their expectations won't be any higher than ours in this building."

Cum Laude

*By Anthony Lynn
Sports Illustrated*

I only have three rules as a head coach, No. 1: Protect the team. No. 2: No excuses. No. 3: Be on time.

Well, for more than 20 years, I made excuses for why I couldn't go back and finish my college degree. You're not going to make the roster if you go back. You've got a kid. You're going to be a head coach. There was always something. Finally, I got fed up and just said, "I'm going to do it."

I have always wanted to finish. I was the first in my family to go to college. My mom was proud. She was expecting me to get a degree. I watched both of my children get their college degrees, and it was a little uncomfortable knowing that I hadn't finished. I felt as if I needed to be a better example.

When I got to Denver as an undrafted running back out of Texas Tech in 1993, I was six hours short of finishing my degree in exercise and sports sciences. I went to one of my Broncos coaches. He looked me in the eye and said, "Young man, if you are not here for offseason workouts, you are not going to make this team." He was coming from a good place. First-round draft picks have the leverage to go back to school and miss time, but an undrafted free agent trying out? I'd get cut. So I stayed and made the team.

After several years in the league, I figured I had enough clout to go back to school, and it was one of my peers who inspired me to finally do it. When I was an assistant coach with the Jets, our director of player development, former NFL offensive lineman Dave Szott, told me he'd completed his degree from Penn State 11 years later.

I remember sitting in his office in 2014, and his wife, Andrea, looked at me and said, "Coach,

you've gotta get this done. There are no excuses."

I interviewed for seven head coaching jobs between 2015 and '17. I kept thinking, I can't go back to school this year because I'm going to be a head coach. Didn't happen. Can't go this year because I am going to be a head coach. Didn't happen. Well, I couldn't keep waiting so I just went all in during the offseason the Chargers brought me on. I was able to get really aggressive with my academics thanks to the flexibility of the program at the University of Nevada at Las Vegas.

I had wanted to finish at Texas Tech, but since I was on the West Coast, the convenient option was UNLV. I'd work all day for the Chargers, then around 8 p.m., I'd grab a sub—turkey and ham, with mayo—and go home and start studying. My wife, Stacey, was in New York City, working as a news anchor, and my kids are grown up, so I made use of the time alone. The professors and staff at UNLV bent over backward to help me. I told them, when the season starts, I need to put a lot of this on hold. They said, Do your job, and we'll work with you on deadlines.

When people say, "I really admire you for going back and getting your degree" a part of me is like, What's so admirable about a 49-year-old getting a degree? I should have been a 22-year-old getting this degree. I told my players, on the first day of our offseason program, if you need to get your school done, get it done in the offseason. I don't want you guys to be like me, 49 and going back to school.

UNLV's graduation was on May 12, the same weekend as our rookie minicamp. I wanted to move camp up a week so I wouldn't miss anything, but owner Dean Spanos and general manager Tom Telesco suggested we leave it as it was. More important than being at minicamp, they said, is explaining to the players why you are missing those days. So that's what I told our rookies: At age 49, I was going to walk across the stage at the Thomas & Mack Center in a cap and gown, and my mom would be there to see it.

Former Ohio State quarterback Cardale Jones now deputy sheriff in Ottawa County

*By Jon Stinchcomb
Port Clinton News Harold
March 25, 2018 at 1:20 pm*

ELLISTON - Add deputy sheriff to the many feathers in the cap of former Ohio State quarterback Cardale Jones.

Jones is perhaps most well-known for his elite three-game stretch as a third-string quarterback thrust into the starting role at a crucial stage of the 2014 season, going on to lead the Buckeyes to the National Championship.

Far less known is that Jones also happens to be an honorary deputy of the Ottawa County Sheriff's Office.

"(Cardale) has already made an impact in Ottawa County," Sheriff Steve Levorchick said. "We've become very good friends. I love him like a brother."

Levorchick swore in Jones as a deputy sheriff of Ottawa County last summer.

"Cardale will be helping us to make sure we have the bond with our young people," Levorchick said. "They don't want to hear from a 55-year-old sheriff, but they'll listen to Cardale."

Jones, who spoke Friday night at a banquet at Trinity United Church of Christ in Elliston, is going to be fitted for an official Ottawa County Sheriff's Office uniform.

"When he shows up in a sheriff's office uniform instead of a football uniform, they're going to realize cops aren't necessarily all bad," Levorchick said. "What a great ambassador to have for the Ottawa County Sheriff's Office."

While Jones will not be chasing down or plowing over bad guys like he did would-be tacklers in the college football playoffs, his duties as deputy entail functions like this year's Trinity United Church of Christ Men's Father-Son Banquet in Elliston, where Jones spoke as an honored special guest on Friday.

Jones, who committed to the Buckeyes as a senior at Cleveland Glenville High School in 2011, entered Ohio State as a freshman in 2012 at the same time Urban Meyer was beginning his first season as head coach in Columbus.

"It was a whole new group of coaches who didn't know how I was," Jones said. "I took a backseat role at Ohio State, going into a different situation."

Following a redshirt season, Jones was set to compete with J. T. Barrett for the backup role to then incoming starter Braxton Miller. Jones said Barrett was excelling both on and off the field and it was looking like his own chances at playing were dwindling at the time.

"I had to look in the mirror and say, 'This might not be the best thing for me,'" he said.

Jones discussed it with his family and said it was his mother, whom he cites as his biggest inspiration, who reminded him of how when he was a young boy going to Ohio State meant more to him than life itself.

Jones was 10 years old when he watched the Buckeyes win the 2002 National Championship, upsetting the then perennial power Miami Hurricanes. As his mother tells it, he decided then and there he would play for Ohio State.

Now that he was there and having doubts about his playing time, Jones' mother encouraged him to stick it out and told him all the things he did not want to hear, he said, but probably needed to hear.

Heading into the 2014 season, Miller was out for the year due to a shoulder injury in practice. Barrett moved into the starting role at QB and led the Buckeyes to an 11-1 record before falling to an injury himself in the final game of the regular season against Michigan.

As a third-string at the start of the year, Jones was now center stage heading into what was considered Ohio State's biggest, toughest game yet — the Big Ten Championship against Wisconsin.

"I finally got my opportunity and I wanted to take advantage of it," he said.

Jones is often asked how he had so much confidence taking on Wisconsin's top-ranked defense and leading his team to drop 59 points on them.

"I say, 'What are they going to do, bench me?' I was the last quarterback on the roster," he said with a laugh.

Ohio State's postseason success snowballed from there. Jones said that game not only built his own confidence, but the whole team's as well.

As the No. 4 seed in the first-ever College Football Playoff, Ohio State pulled off a thrilling upset victory over No. 1 Alabama and went on to crush No. 2 Oregon to earn the National Championship.

It was the Buckeyes' first national title since 2002 — the one that sealed Jones' commitment.

"If I had to use one word to describe my career at Ohio State, I would definitely say rollercoaster," Jones said.

Chargers' Joe Barksdale breaks silence on his daily battles that have nothing to do with football

*By Dan Woike
LA Times
February 2, 2018 at 1:05 pm*

The thoughts Joe Barksdale had wrestled with for as long as he could remember started to get louder.

"Just kill yourself. Just do it. What's the point of living if you're going to be this miserable the rest of your life? Just kill yourself."

It was early November 2017 and Barksdale, the Chargers' starting right tackle, sat in the team's training room. He'd just found out he wouldn't be playing in an upcoming game against Jacksonville after injuring his foot during a fight with a teammate.

He'd missed the previous two games with a toe injury that had been bothering him for more than a month. Now, he was going to be out again.

He cried. His severe depression — something Barksdale calls the "monkey" always on his back — had gotten the best of him. Truth didn't matter anymore. Only sadness did.

He got home and sharpened a knife, his mind racing. His wife, Brionna, convinced him to put it down. They talked, he calmed, and the crisis was averted.

Barksdale, who is on medication and in therapy, is sharing his story in the hopes of becoming an advocate for people suffering from chronic depression.

"If I could save another person, maybe that's why the attempts [to harm himself] didn't work," he said.

During a wide-ranging interview with The Times, Barksdale, 29, said he was physically, emotionally and sexually abused as a child.

He hesitated to talk about the abuse at first before deciding to share his experience. "I was molested when I was younger," he said. "It happened."

It was the beginning of childhood filled with insecurities and anxieties.

He felt like a burden because of his size. He was expensive to clothe and feed. He was more interested in engineering than he was in sports. Older kids in inner-city Detroit picked on him.

"Everything that's happened to me going forward has just piled onto it," he said. "It's not going away. They're like tattoos."

As he continued to fight a sadness he knew would stay with him, Barksdale found one way to feel better.

Less than four years after learning how to play guitar — at former coach Jeff Fisher's suggestion — Barksdale just released his debut album, "Butterflies, Rainbows & Moonbeams."

"If he was stressed out, where some people might go and smoke a cigarette or something, he'd go and pick up his guitar," Brionna said.

"His guitar was his outlet, and once he started writing music it was even better because he could get those thoughts and feelings out in words and music."

Brionna wrote the lyrics to the most personal song on the album, "Journey to Nowhere," after a tough night for Barksdale due to his depression.

On the album's cover, Barksdale has a massive smile on his face — one he's not faking.

"Music is everything," Barksdale said. "I've always wanted to fly. I've always had this obsession with flight. Birds are the coolest, watching things move through the air and not be hindered by gravity as much as I am. When I play my guitar — not all the time but if I'm soloing or if I just let go and play — I feel like I'm flying. It's the coolest thing ever."

He loves Jimi Hendrix. Earlier this season, he played a game with customized cleats inspired by Hendrix's guitar from the famed Monterey Pop Festival.

And while playing in St. Louis for the Rams, Barksdale began to fall in love with the blues because of the way musicians were able to convey feelings without uttering a word.

"It's telling people how you feel without you having to talk to them," he said.

Getting players to talk is one of the biggest challenges faced by NFL mental health advocates.

"The challenge is when they're hurting emotionally and you've been taught your whole life to stuff it, it becomes difficult to say anything," said Dwight Hollier, the NFL's vice president of wellness and clinical services.

Hollier, a former player, said the league has a number of programs to help players and their

families deal with mental health issues. One of those programs, NFL Life Line, is a 24-hour crisis hotline available to current and former players and their families. Hollier said the number receives between 20 and 30 calls per month.

Barksdale has called that number before and it didn't work for him. But with mental health treatments, there are no fool-proof methods.

"No one had any answers for me," Barksdale said. "...They wanted to help. But they couldn't. At the end of the day, I still felt ... fear, shame, guilt, denial and anxiety."

Barksdale had to fight all those feelings in sharing his depression with teammates. He's spoken to a small handful of players including Chargers quarterback Philip Rivers.

"They were really supportive. I think it answered a lot of questions to them," Barksdale said. "There are the symptoms and all that, but without proper understanding of what's going on, you just look like you have bad days where you just show up and you're miserable for whatever reason or you're angry for whatever reason. It connected a lot of the dots for them. They were super supportive."

"This goes to show you the stigma in the league. All three of them told me, 'Hey, don't worry. This is between us. I won't tell anybody.' My thing was, I'm telling you so that you can tell other people."

Rivers said he was caught off guard by the disclosure. The Barksdale he knew owned a big, contagious laugh. He seemed happy.

"I would've never imagined that he was dealing with that," Rivers said.

Barksdale, out of necessity, had become an expert at hiding his depression.

"I've been doing it for 29 years. I know what the alternative is," Barksdale said. "If I let myself get sad, like really sad, it can go really bad places — like I could not be here tomorrow."

If it sounds serious, it's because it is. If it sounds heavy, it's because it is. If it sounds uncomfortably honest, that's the point too.

Barksdale is done staying quiet. And he hopes others will join him.

"Some days, you can talk yourself out of it. Some days, you can't. Some days, it just feels impossible," he said. "This is who I am. I am as depressed as I am black."

The Bosa Family—Brothers Joey and Nick, Father John—Share a Passion for Pass-Rushing

*By Michael Rosenberg
Sports Illustrated
September 20, 2017*

If you're in the market for an NFL pass rusher, call the Bosa family in Fort Lauderdale. John Bosa was the Dolphins' first-round pick in 1987, and his former brother-in-law, Eric Kumerow, was Miami's first-round pick the next year. John's son Joey was the Chargers' first-round

pick last year, and Joey's brother, Nick, will be a first-round pick some day. For now, he's a burgeoning star at Ohio State.

Joey missed the first four games of his rookie year with a hamstring injury, but he spent the next 12 inducing whiplash at D-end. He finished with 10½ sacks in 12 games and won the league's Defensive Rookie of the Year award. He's the NFL's Next Great Defensive Player, and we may be late with that declaration. Pro Football Focus determined that in the first three games of his career, he was the most productive pass rusher in the league, per snap, more so than even Khalil Mack or Von Miller. (By year's end PFF had him as its fifth-ranked defensive end, but he generated pressure at a higher rate than any rookie in a decade of tracking players.) Joey, 22, entered this season feeling healthier, faster, more flexible and better prepared than he was last year, and yet he knows: He might not even be the best Bosa of his generation.

Nick Bosa is arguably the most promising defender on one of the nation's most talented teams, and his older brother is already projecting him as a top five pick in the 2019 draft, following his junior year. "He could go this year," Joey says, "except he's not allowed." In the matter-of-fact tone that is a family trademark, he adds, "If Nick sucked, I would tell you he sucked. But he doesn't suck."

Joey's nickname is Big Bear, and Nick calls himself Smaller Bear. But at 6' 4" and 270 pounds, Smaller is basically the same size as Big (6' 5", 270). The brothers have similar athletic gifts, but Nick, 20, learned to apply them at a younger age because he was always copying his brother. Joey was not a starter at national powerhouse St. Thomas Aquinas High until he was a junior; Nick started as a freshman. Joey was a four-star recruit; Nick had five stars.

"Every time I think I'm better than him at something, he just flies right by me," says Joey. "Ping-Pong. Lots of video games. We are obsessed with what we love, and what we love is football and our craft."

Ohio State defensive line coach Larry Johnson, tellingly, is not hitting the brakes on the hype machine. Asked if Nick can be another Joey, as Joey suggests, he says, "That's a true statement. He's just young. But he's got the tools to be really special." NFL Network analyst Mike Mayock hasn't yet watched much film on Nick—he's a true sophomore, after all—but in the little he's seen, "I just started laughing, because he looked like the same guy [as Joey]."

In addition to their more notable achievements, the Bosa boys have pulled off a rare sibling feat: They compete alongside each other more than against each other. They're best friends and remain in daily contact. Nick "is one of very few people I can be my true self around," says Joey. "Maybe the only person. I feel like he's just another piece of me."

The Matthews clan—Hall of Fame offensive lineman Bruce and three generations of Clays. The quarterbacking Mannings and Carrs. The punting Colquitts. Ronde and Tiki Barber. J.J. and T.J. Watt ... Cheryl and John Bosa did not set out to join these football families. They had other ideas for their boys, like baseball, soccer, tennis, golf, skiing. "I tried to keep them away

from football as long as I could," John says, but they begged to play, so Mom and Dad let Joey give it a shot when he was eight. Nick, who is 27 months younger, threw a temper tantrum, telling his parents, "If you don't let me play too, I'm going to die." (That may, in fact, have been true. Back then, the boys were spending a lot of their time in the backyard playing Kill the Man with the Ball. In football, at least, the goal is merely to maim.)

Nick slept with a football every night and wanted to play every day, and so his parents finally relented. At the boy's first practice he was plugged in on offense. He tugged on a coach's shirt and asked to switch to defense, like his dad. Nick was seven. He has stayed on that side of the ball ever since.

Even then he had an instinctive understanding of how to use leverage and technique to get past an offensive lineman. Cheryl says Nick was "a savant" from the beginning. "People were like, What's happening here?"

Nick says, "It was just simple for me."

Football began to take over the Bosas' lives only because that's what the boys wanted. Cheryl, a real estate agent, says she would have provided the same support "if it was piano lessons. It didn't matter. It's their passion." When Joey and Nick were in high school, John would wake them at five for breakfast and their morning workout, and they never complained.

"I swear, not one time," says John, who works in commercial real estate. "And football is the worst sport to practice. Baseball practice is a blast. Football practice is a grind. These guys have embraced it. You can't teach that. Parents who push, push, push ... I've seen it—the kids go the other way. If it's not in their heart, it's just not going to work out."

Even as Joey and Nick excelled, their parents stayed level, didn't get caught up in the hype. When Joey started high school, John imagined his son might one day earn a college scholarship. An offer from Alabama came the next year. And if Joey could do it, there was no doubt Nick would too. (Cheryl and John divorced when Joey was in junior high school, but the boys have remained their priority; John posed on Cheryl's patio for a photo accompanying this story, and they interviewed agents for Joey together.)

Joey and Nick fought plenty when they were younger. They didn't truly become friends until they played together for one season, in the fall of 2012, at St. Thomas Aquinas—Joey as a dominating defensive end, Nick as an undersized but highly effective D-tackle. John would sit in the top row, "as far away from the other parents as I could get." He didn't want to hear anybody yelling at his kids.

The boys may have wanted to play football because their father had, John admits, but "ultimately, they're just really good. When you have the genetic gifts they had ... they just loved it. It's a lot of fun to knock the crap out of people."

He pauses. "I miss it."

John Bosa is an American oddity: He reached the highest level in his field, defying astronomical odds, only to be labeled a failure.

The Dolphins drafted him with the 16th pick out of Boston College, and he started just 21 games. If he is remembered at all, it's as a bust.

He politely disputes that label. In his second NFL season a guard dived at his left knee—legal at the time—and John tore three L's: ACL, MCL, PCL. "That really was the end of my career," he says. "I didn't know it, but I never came back from that." Technically he did come back, but he wasn't the same player; his first step was not as quick. In his fourth season his right knee went out, and that was the end of that.

"The transition from John Bosa the football player to just John Bosa was a very difficult one," he says, but he avoided traps that snare so many former players in that position. He did not, for example, exaggerate his gifts into a giant what-might-have-been. He believes he would have had a nice, long career if he'd stayed healthy, but he also says, "I was an overachieving guy. No one outworked me. But I didn't have the total package that [Nick and Joey] have. I didn't have that type of athleticism. I was more of a grinder."

That John did not try to recapture his greatness through the boys was just as well, because the game has changed since his playing days. In the 1980s defensive ends trained like weightlifters, more geared toward lifting a Porsche than running like one. And pass-rushing moves of that era were relatively simple: the bull rush, the club-and-rip, the spin. Quarterbacks took seven-step drops, which gave pass rushers more time to reach them.

Today's quarterbacks pass more often and take shorter drops, and defensive ends line up wider. Johnson, Ohio State's line coach, says "the hips and the hands are the most important things now. If you can flip your hips in a pass rush"—or point your hips toward the QB—"you have a great chance to be successful." (If John Bosa ever heard the phrase flip your hips in his days, it would have been at a Miami nightclub.) Today's rushers, Johnson says, shed blockers with "violent" hands—they initiate the fight instead of avoiding it.

That tutelage, John says, is why "Joey and Nick were better football players as freshmen at Ohio State than I ever was." He knows he couldn't have taught his boys to play this way even if he'd wanted. It would be like Orville Wright trying to teach somebody to fly a 747.

Joey, for one, has become a hips-and-hands evangelist, convinced that Johnson's techniques are revolutionizing the position. And he may be the one who proves it. In his rookie season he drew comparisons with J.J. Watt—another tall, white pass rusher from the Big Ten with a talented younger brother—but Joey points out that they are "pretty significantly different players." Watt, after all, weighs 290 pounds and could be an All-Pro defensive tackle if he played there. Says Joey, "[Watt] is a freakin' animal, moving guys out of the way. I like to think I combine finesse and power." (Not that Joey's lacking in moving-guys-out-of-the-way prowess. Says Mayock, "When he gets his hands on a player's body, it looks like he's got his hands on a steering wheel.")

What Watt and Bosa have in common is relentlessness. As a rookie Bosa earned a reputation for playing hard on every snap, which was especially impressive considering that he'd

battled tendinitis in one knee for three years and that his lower back hurt enough that he had to stand up in the middle of meals to stretch. But he came to trust one of the Chargers' strength coaches, Todd Rice, so much that when the team cleaned out its staff in January, Bosa put Rice on his personal payroll. He plans to follow Rice's biomechanics-based workouts, emphasizing "joint integrity and elasticity," until he retires.

It's easy to confuse Big Bear and Smaller Bear, especially with Nick's wearing Joey's old number 97 Buckeyes jersey. (John also wore 97 at B.C. and in Miami; Joey has switched to 99.) They each love their labor more than its fruits; as Cheryl says, "They like the results of it, but they don't like the pomp and circumstances of it." They train together in the offseason and play Rocket League on PlayStation 4 together and seem exactly alike. But, of course, no two people really are.

"Joey has a shorter fuse," Cheryl says. "Nick is a very gentle being."

Joey: "You're not his friend."

Cheryl: "He was really kind to animals, the elderly—"

Joey: "Are you saying I'm violent with animals and the elderly?"

The differences are, in reality, subtle. Joey has longer arms, but Nick seems to have a quicker burst. Joey has a pigeon-toed walk. Nick likes to needle liberals on Twitter. (He is a huge fan of President Trump, more interested in politics than Joey.) Joey's a bit more intense and introverted. When you meet one of Joey's pals, his parents joke, "Congratulations! You've met all of Joey's friends."

When he was at Ohio State, Joey moved out of an apartment that he shared with running back Ezekiel Elliott because he wanted to focus on football. When the Chargers moved from San Diego to Los Angeles this year, the main difference for Joey was that he needed new takeout menus. "I didn't go out [partying] once in San Diego," he says. He can't even enjoy a couple of beers without feeling guilty. ("Sometimes we get yelled at by our parents for being antisocial," says one of his best friends, Alex Caruso.)

Nick goes out more, but that's largely because he's still in college. And that speaks to the biggest difference between the two, especially as it relates to football: their birth order. Nick followed Joey, so he just copied his older brother. But Joey followed John, and he felt some responsibility. "My dad came from nothing," Joey says. "He made a name for himself in the NFL. That's motivation for me. I had the talent; it's important for me to do something with it. I just want to do something to make [my parents] proud." Joey opened this season with 1½ sacks in two games, and yet he admits that he still hears "that little voice in the back of my head that says You're never going to be good enough." If Nick (two sacks in three games) suffers from self-doubt, he doesn't show it. There's no way to know what they would be like if Nick had been born first, and it doesn't matter. The Chargers are fortunate to have one Bosa brother. Ohio State is fortunate to have the other. And every other team in football ought to consider itself lucky that there isn't a third.

Chargers playmaker Mike Williams seeks (and flashes) greatness

*By Jim Trotter
NFL.com
August 22, 2018 at 4:52 pm*

COSTA MESA, Calif. -- It is midweek during training camp. The Los Angeles Chargers are nearing the end of a practice at which many veteran starters have been given the day off. That means extra reps for those on the field. The heat is not oppressive, but it's enough to get your attention. Bodies are tired. Legs are heavy. Concentration is waning. Then Mike Williams does something that makes you forget all of that.

The second-year wide receiver tracks a pass down the sideline, soars over a cornerback who is in tight coverage and snares the ball at its highest point, leaving the defender to look helpless as Williams strides for the end zone. It is not the first time teammates have seen this movie, but the ending never gets old. They know they are seeing something special, a 6-foot-4, 220-pound talent who can beat you with his physicality, speed or athleticism -- sometimes all on the same play. The only person not impressed is Williams, who says he won't be satisfied until he's doing it in games as well as practice.

Three days later, in the Chargers' preseason game against the Seahawks, a defender has tight coverage on Williams in the corner of the end zone when Geno Smith lofts a pass high in that direction. And just as he had done in the practice, Williams soars to high-point the ball for a touchdown. Los Angeles' sideline is so excited that even defenders run to the end zone to celebrate with Williams, who suddenly appears poised to make good on the promise that led the Bolts to select him with the seventh overall pick in last year's draft.

The desire to excel was there a year ago, but back and knee injuries contributed to Williams spending more time in the training room than in the huddle. At times, he felt like an outsider in his own home, like he was in detention while everyone else was at recess. It stunted his development and contributed to him catching only 11 passes total. It also caused some fans to wonder if the Chargers had made a mistake in drafting him.

Now healthy, Williams' stock is soaring like his leap in the end zone. He made a difficult catch appear so easy that minds immediately raced with thoughts of what could be, and how the Chargers could have one of the largest and most talented receiver groups in the NFL. Williams joins 6-foot-2 Pro Bowler Keenan Allen and 6-4 threat Tyrell Williams. While each is talented in his own right, Williams' ability to effectively run every route with his combination of size, athleticism and speed draws your attention.

"I was watching Mike walk out here the other day -- I was behind him -- and I would have thought it was a speed-rush defensive end," coach Anthony Lynn says. "He's a big man when you get those pads on, and he's going to be another viable option for us. We've got Keenan, but people can double him. They can go double-double on the outside, so you're going to need another big target. I think Mike

can do that. We may be in more three-wide receiver sets if he keeps coming. Right now, we're putting him in situations to make plays and he keeps making them."

A lot of credit goes to Williams himself, but an ample share belongs to receivers coach Phil McGeoghan, who has the delicate job of breaking down a high-profile young star while simultaneously building him up. McGeoghan had to bring him through the emotional strains of a difficult rookie season. He had to be firm yet gentle, demanding yet understanding. He had to keep Williams up when he might be down. That required the two of them wanting and striving for the same thing.

"When you're young, you're very defensive and a little bit entitled when you come in," McGeoghan says. "You have to tear those defense mechanisms down while building their confidence up. It's a hard thing to do for a young football player to be a really good teammate, to drop his defenses, to allow you to coach him hard but understand it's coming from a place of love. Sometimes you have to do a lot of correction initially, and until they have the right mindset and accept the coaching and aren't defensive and don't think you're just trying to tear them down without a purpose, it can be tough."

One way McGeoghan builds trust is through long conversations in the cool of a meeting room rather than the heat of the practice field. He tries to learn about each player's background and goals. He wants to know the triggers that allow him to push them in times of adversity. With Williams, the trigger was greatness.

"He said to me he wants to be great. He said that, not me," McGeoghan says. "Well, if you say that to me -- I watched Jerry Rice from the practice squad, I watched Tim Brown on the practice field and Fred Biletnikoff as a position coach (all are in the Pro Football Hall of Fame as receivers), so if it ain't that standard, then it's not good enough. And if you don't want to meet that standard and be coached that way, then don't tell me that you want to be great. Just say, I want to make the team. Or I want to play 16 games. Or I want to be on the special teams. Just be honest with me, because I'm going to be honest with you. Mike absolutely has been honest with me and himself; that's why you've seen that skyrocket trajectory that everybody sees every day and that has everybody super excited."

Williams doesn't run from his expectations. The former Clemson star and Vance, South Carolina, native wants to be great. Actually, he needs to be great.

"I feel like I've got a lot of weight on my shoulders, the whole city where I'm from," he says. "I told everybody back home that I'm doing this for everybody, not just me. My mom, my family back home, my friends -- everybody is a part of this journey who helped me get to where I am today. So I've just got to continue to support those people and keep my word. I'm coming out and getting better each day, like I told them I would, and I'm just sticking to (my goal of) being great. The sky is the limit."

It's easy to talk the talk, but McGeoghan knows there are no shortcuts. That's why he got on Williams the first day of training camp when the 23-year-old failed to give full effort during a run

drill. Later that day, the two discussed the "why" behind the coach's tough love. Williams acknowledged it was because of his stated desire to be great. McGeoghan then doubled down and challenged Williams to come back the next day and go full tilt during a run drill.

"He had an unbelievable session," McGeoghan says, "and then he made a number of downfield plays that subsequently happened after his mindset was correct. It's not a coincidence that that happens in football. When you become a good teammate, all of a sudden the world starts to fall into place. If you're good at home, oftentimes you come in here with a good mindset where you can learn and grow and develop. If you're all over the place in your social life and things, then you come here and you're not going to be great. It's a total comprehensive makeover or mindset flip for a young man to become a man."

Williams does not mind being pushed. He is healthy and hungry. He knows where he wants to go and has a purpose in his stride.

"I don't think people can understand what it was like last year," he says. "They would say, 'Oh, he was a top pick, he needs to be out there or he's going to be a bust.' I'm like, Whaaaaatt? I wasn't healthy. ... But I let those things motivate me. The Chargers know what type of guy they got. The coaches know. All those people who said [something negative] are the same people saying I'm going to have a great year. So I'm just going to continue to control what I can control, and that's me coming out here every day and getting better and just doing what I can do."

The Mind of Philip Rivers: Explaining the Game Within the Game

*By Andy Benoit
Sports Illustrated
June 21, 2018*

COSTA MESA, Calif. — Philip Rivers gets out of his chair and starts gesticulating wildly, like he's at the line of scrimmage with the play clock ticking down. We're watching film on my iPad in a lounge outside the Chargers' locker room, and this isn't the first time he's vacated his seat, enthusiasm taking over.

"It's the game within the game that makes it so awesome," he says. "To me, the most fun games are where we get in the no-huddle, we get in kind of a groove and the defense has a Mike linebacker who can go no-huddle with you."

"I remember going against Sean Lee, and it was that. It was that. I checked and he would check. And it was, 'Golly! Hey, reload that.' And he would try to get to something else. That was fun. There's that back and forth and, 'Gosh, you got me here, but now I got you.' I thought he was getting to this, but he got to that.' Those types of games, when there's a guy over there who's in the same mold preparation-wise, study-wise, that's the most fun"

Rivers is in arguably the best position of his career. He's shown no sign of physical decline entering Year 15, when he'll be leading a rising Chargers team that many are picking to win the AFC West. People inside the organization say his passion and football mind are the most impressive they've ever seen, and people

outside say that's why he should be regarded as at least the second best QB from that vaunted 2004 class.

We bring up a play from that game against the Cowboys, Thanksgiving 2017. It was the day's fourth snap—well before the no-huddle cat-and-mouse game ensued.

"We're running scissors with [Keenan Allen and Travis Benjamin], which is pretty simple. Dallas played a 2-high coverage with both Quarters and Cover-2 principles. Safety [Jeff Heath's] width suggested we could get Travis over the top on this thing. It was Thanksgiving so we didn't have much time to prepare. But we did talk about whether we might get this coverage. We'd get Travis running right down the middle."

"So, when we lined up, we bring in [running back] Austin Ekeler, it's kinda starting to take shape. I'm going, 'Goodness, gracious, that safety and cornerback, they're communicating. Boy, maybe we're gonna have Travis over the top of this thing.'"

"Because of that, I didn't really hate [getting flushed from the pocket and] having to move right. Certain times you go, 'Gosh, I'm gonna have to sit in here if I wanna throw to Travis on, say, a corner route.' But in this instance it's like, 'Alright, I'm gonna move with it. I think I'm gonna get it.'"

Often with Rivers, a play like this is just a byproduct of presnap preparation.

"First thing, and it's really one of my favorite things, is the protection part. Who everybody is blocking and where the pressure is coming from. Because if we can't get the ball off, it doesn't matter what you're doing out here. There wasn't a lot to this particular one." With only three defensive linemen on the field, "we had to decide, 'How do we want to treat this? Do you treat this like four downlinemen or like four downlinemen? [That decision] totally changes your calling, changes where you're zoning and where your man-blocking side and all that stuff is. So here, I go 'Oh shoot', if [LB No. 57, Damien Wilson] had No. 92 on his jersey, we wouldn't be having to communicate so much, right? (He'd just look like one of four downlinemen—pretty simple.) "But instead we had to make the call, 'Hey, 57 is down.'"

Then Rivers called running back Austin Ekeler into the formation so he could chip-block stud defensive end DeMarcus Lawrence.

I ask Rivers if a chip-block must always be built into the play as an option, or if he can just call for it once he sees things at the line of scrimmage.

"Oh, sure, you can call it yourself. I can say 'Hey, chip him and run your sneak route.' Or I may tell the tight end, 'Hey, give that defensive end a little bit on your way out.'"

It works because that tight end or running back is usually the checksum option. It's O.K. if a checksum receiver waits an extra second before releasing into his route because those routes only travel a short distance and don't often occur on a strict timing-and-rhythm schedule.

This understanding is part of why Rivers, along with Tom Brady, is the best checksum passer in the NFL. That might seem small, but it's not.

Checksums turn incompletions into gains—and sometimes substantial games.

"[Former coaches of Rivers] Cam Cameron and Norv Turner coached the heck out of that," says Rivers. "Both of them liked deep shots and chunk plays, but they always said, 'Tailback! Don't forget your tailback. Tailback!' That was ingrained in me early. It's a short throw, long run a lot of times."

"We played Baltimore a few years ago. Elvis Dumervil was there. We got to a point in the game where [running back] Danny Woodhead just made sure he was on Dumervil's side wherever he was."

"It was funny. One time, Danny came over and Dumervil went to the other side. So Danny follows him back over to that side. Dumervil says to me, 'Can I just get one?' I said, 'No, all day you're gonna get chipped!'"

For the next play, we pull up another long completion against a two-deep safety look: Keenan Allen's 50-yard catch near the end of the Week 4 Eagles game.

"Keenan's so good at these in-cuts," Rivers says. "It's just a high-low. Hunter Henry's sitting here to [occupy linebacker Jordan Hicks], then we have the shallow route coming underneath Hicks. 'My eyes go on 23 [safety Rodney McLeod]. Is he gonna slough off here and make me throw the shallow route to Tyrell Williams? Or is he just driving on the in-breaking route? If he drives, you think, 'All right, I got room to lay this around him.'"

McLeod leaves his zone and drives so hard on Henry's route that he practically busts the coverage. Rivers waits and hits Allen on the wide-open in-breaker. "I like to complete these in-routes out wider than this normally. Because you're not quite sure what you got back in the secondary."

It looked like Quarters coverage (aka Cover 4), with each defensive back taking a fourth of the field, but McLeod's aggression suggests it may have been something else.

"So it's funny you say that because this coverage has gotten more popular in the last four of five years," Rivers explains. "We would call this 9-Buzz. For us, 9 means Cover 3 to the weak side." In other words, it starts out looking like Cover 4, with both safeties deep. But when the safety on the side away from the tight end rotates down, it becomes Cover 9.

"This coverage is coming in, a lot of teams are playing it," Rivers says. "Kansas City plays it, our guys play it. And it does have a Cover 4 element to it, especially if you run three vertical routes, because then McLeod is gonna stay deep to defend that. By moving, he's kind of that buzz safety as we call him. He kind of becomes a robber in there."

For the last play, I ask Rivers to choose between a deep completion to Tyrell Williams from earlier in the Eagles game or his red zone interception to safety Darian Thompson in Week 5 against the Giants.

"Oh, yeah. I threw it right to him," Rivers says. "Let's do that one."

We pull it up.

“So this is Cover 4. Going into the game we knew that they do that and it was just a matter of executing.”

“We have to be aware of the backside safety [Landon Collins]. As the X-receiver [Tyrell Williams] is running the shallow, that safety now has no threat vertically. So now this safety knows, ‘Gosh, I gotta help on Antonio Gates down the middle.’ Whereas let’s say Tyrell’s running a corner route, that would hold Collins a little more. [Which means] Thompson may have to be a little more occupied by the tight end who’s caught 112 career touchdowns.” Rivers points to Gates and smiles. “But Thompson feels his buddy Collins coming to get Gates, so Thompson can now fall off and take Keenan Allen.”

I thought maybe the linebacker carrying Gates down the middle is what freed up Thompson. “Yes, he’s carrying him, but he’s dead to me,” Rivers says. “This Mike linebacker’s dead.”

You would be comfortable throwing to Gates even with that linebacker smothering him?

“Oh, yeah. Oh, yeah. High and around in the back end zone. You like your chances on that.”

We see Rivers throw for Allen and Thompson intercept it.

“This is just lack of execution on my part. Right now, I should be throwing to Williams. And this is the sort of thing we talk about; after the game, [offensive coordinator] Ken Whisenhunt and Shane Steichen, our quarterback coach, we said to each other, ‘We should know when the backside safety is going to push over to help inside,’ and we did know.” To prevent Collins from helping over the middle, the Chargers could have kept Williams on some sort of vertical route on Collins’s side of the field.

In Rivers’s mind, Collins’s tendency to help inside is as much about Collins as it is the Giants’ scheme. “More than ‘Oh, that’s Cover 4 and that’s 9-Buzz, or that’s that,’ it’s about, ‘How does this guy play it?’

“It’s attacking specific opponents and getting a feel for their body language and their movements. Because some people will tell you ‘Well, that concept wouldn’t be good versus that coverage.’ But you go, ‘Yeah, but it’s going to be good versus this GUY.’ Because we know what he’s seen, and he knows how we do it. So, gosh, let’s set him up. Let’s invite him to think, ‘Here this comes. They really think they’re gonna be able to throw this in here?’” Rivers smiles again. “We want you to think that.”

Rayshawn Jenkins is not angry, and that is some kind of wonderful

*By Jeff Pearlman
The Athletic
August 14, 2018*

COSTA MESA, Calif.—When Rayshawn Jenkins was 12, he liked to walk house to house near his family’s home in St. Petersburg, Fla., knock and see if anyone answered. Then, if no one did, he would lift back his leg and—BAM!—kick the door in. Young Rayshawn wasn’t seeking out food or money. He wasn’t trying to take someone’s DVDs or CDs. He just

thought it was fun. So he’d smash a door, move on to the next house, knock, smash that door. On and on.

Rayshawn also enjoyed lighting cherry bombs and throwing them through the open windows of the homes of people he didn’t know. The explosions were electrifying. The screams were reaffirming. He equally dug coming up behind a stranger and smashing him (or her) in the back of the skull with an egg. Because, hey, who doesn’t relish smashing people in the skull with eggs?

Mostly, Rayshawn liked fighting. No, he loved fighting. In the James Park Apartments where he grew up on the city’s crime-infested south side, throwing punches was akin to breathing and walking. He’d wake every morning wondering, literally, “Who will I hit today?” And a solid 60 percent of the time, thoughts became reality.

Rayshawn punched tall kids. Short kids. Older kids. Younger kids. Bullies. Once, he ran home from a nearby basketball court to tell his mother, Terry Byrd, that two of his siblings were involved in a fight. Without so much as flinching, Terry — enraged that her boy dashed from violence — slipped on her sneakers and marched Rayshawn back to the scene. She stepped into the middle of a circle of onlookers and said, calmly but with purpose, “This is my son. He’ll fight anyone here.”

Rayshawn was 12 and smallish. An older kid, 13 or 14, walked to the center, fists up.

“He was much bigger,” says Rayshawn. “I destroyed him.”

If all this seems unusual or abnormal to you, it doesn’t to Rayshawn Jenkins. Even now, sitting on the Los Angeles Chargers’ practice field on a recent sunny afternoon in Southern California, the second-year free safety — as gracious and accommodating as any professional athlete you might encounter — looks dumbfounded when I mention that neither my dad nor mom ever beat the living shit out of me.

“Not with a belt?” he asks.

No.

“A paddle?”

No.

“Damn,” he says.

“Damn.”

This is not the Rayshawn Jenkins story that’s supposed to be written.

That Rayshawn Jenkins story — the one repeatedly spun during his five years at the University of Miami, and now as a professional — is the simple-yet-fun saga of a successful football player with 17 (yes, seventeen) brothers and sisters. And, in the name of writer-reader transparency, it’s the reason I initially came to Chargers camp two weeks ago, to talk to Los Angeles’ gregarious defensive back about being raised in some sort of Brady Bunch carnival mirror. So I sat down across from Rayshawn and opened with, “Can you name all of your siblings in age order?”

“Of course,” he replied, still wearing a blue jersey with No. 25 in white letters. Then, after a slight pause and a sip of water from a black bottle — “There’s Shomira, Charles, Ashanti, Chaniece, Arkeith, me, Charlisha, Elise, Keyon, Shay, Jontae, Alexis, Jaleyah, Kevary, Ronald, Soraya, Caira and ... and um ... eh ... ah ... Camora! Yes, Camora!”

The stuff was irresistible, and it would be easy for a scribe to smile, nod, follow with two or three more questions (“What’s your wackiest memory?”), then transition to Philip Rivers or Joey Bosa or Jenkins’ development as he approaches his sophomore season with the Chargers. That’s pretty much what we do in 2018 — quick tales, neatly wrapped and ribboned into tweets. That’s also how the NFL likes it. No mess. Just shiny helmets and smiling faces and big men signing autographs for their loyal, decked-out-in-\$40-team-T-shirt fans.

Only Rayshawn Jenkins’ rags-to-riches story is messy. It’s not the cute and snuggly saga of a boy growing up with his siblings in bunk beds, dressing as Warrick

Dunn for Halloween and gathering around the Christmas tree to sing “Jingle Bells” as presents are passed from adult to child.

No.

Rayshawn Sharodd Jenkins was born on Jan. 25, 1994, at Bayfront Health St. Petersburg, a stone’s throw from his parents’ small home on Eighth Avenue. At the time, Charles Jenkins and Terry Byrd were living together — a young, unstable, sorta-kinda-not-really-in-love couple (he was 21, she was 20) who met a few years earlier at a nightclub. Charles arrived in the relationship with three children (son Charles, daughters Ashanti and Chaniece), and Terry already had a 2-year-old daughter, Shomira. Together, they produced a son, Arkeith, a year before Rayshawn arrived. “Look, I come from a big family,” says Charles, who worked as a cook at a nearby Howard Johnson’s. “My mom had three kids, my dad had nine kids. It’s just how it went.”

The product of an African-American father and Native American mother, Terry was known for walking here to there and there to here with a pronounced chip on her shoulder. At 5-foot-7 and 212 pounds, she was a stout woman with a murderous scowl, piercing brown eyes and a hair-trigger temper. She said little but emitted a warning that silently screamed Step off. One knew not to fuck with Terry Byrd. One knew not to think of fucking with Terry Byrd. “Never,” says Rayshawn. “It wouldn’t end well.”

Nine months after Rayshawn’s birth, Terry was arrested and charged with aggravated assault with a weapon. She did no jail time, had another child with Charles (daughter Charlisha), then was sentenced to three years at the Jefferson Correctional Institution following a 1996 arrest for aggravated battery with a deadly weapon. Though Terry declined to speak with The Athletic, her family members confirm the arrest had to do with stabbing someone with a knife. “She’s crazy,” says Charles. “I’ve got like four cuts on me from her.”

Terry delivered the couple’s fourth child, a girl named Elise, as inmate No. 548169. During the incarceration, Rayshawn’s parents ended their

relationship, and the children split their time living with their father and an aunt and uncle. Then, when Terry was released on March 3, 1999, they moved with her to a small unit within James Park, a Section 8 community of approximately 150 apartments that was overrun by drugs and violence. She found a job doing telemarketing, and her five children, well ...

"We lived unusual lives," says Elise.

According to Rayshawn, he and his siblings slept on the floor and survived largely on a diet of hot dogs, instant ramen and macaroni and cheese. He insists that Terry wasn't a purposefully bad mother, rather a young and immature woman on her own trying to steer her children through a rough-and-tumble world. "Mom," he insists, "did what she knew." That's why, he says, she would regularly punch, kick and whip her offspring. Elise says her mother gave her "at least" six black eyes. Charlisa says she still has blank patches on her scalp from the swaths of hair Terry ripped out in moments of rage. In certain circumstances, Terry would have her children lie down, then — in shoes — stand on top of them. To inflict pain. "I don't care what words people rely on," says Charlisa. "It wasn't tough love. It was child abuse." Rayshawn says his mother would use one of three items to batter him and his brother and sisters — a switch, a broom or an extension cord. (Charlisa adds that, on occasion, she would also utilize the plastic rod from the window blinds.) "It wasn't like we could make the choice," he says. "She decided."

If Terry found out Rayshawn misbehaved, she liked to — he recalls — wait it out. He might come home from school, tiptoeing through the front door in anticipation of viciousness. Instead, haunting silence. Inevitably, after a few hours passed, he would slip into the bathroom for an evening shower. "Midway through Mom comes in, holding the extension cord," he says. "She's in there with the cord. You're wet, completely naked, and she's swinging away. It hurts so much more. And your skin is breaking. And she's hitting you hard."

One might think these stories are told through tears or gritted teeth. They are not. As he speaks, Rayshawn is laughing, giggling. So is Elise, now 21 and an amateur boxer. It's sort of weird and sort of confusing, and neither seems to understand the optics. "If I was hit, I deserved to be hit," Rayshawn says. "I caused it. I wasn't listening." They are basking in the sun following another Chargers practice, two young, good-looking, inquisitive and intelligent siblings spinning yarns as if they were glorious sagas of long-ago trophies and chocolate cake. Perhaps this is the byproduct of time elapsed and life working out. Perhaps, as Charlisa suggests via phone from Hampton University, where she is a senior sociology major and member of the women's basketball team, it's more suppressed memories. Whatever the case, the juxtaposition of past nightmare and modern joy is a peculiar one. "You can't let things consume you," Elise says. "We all have our histories. The best you can do is try and learn, right?"

Between the ages of 6 and 12, Rayshawn attended six elementary schools. Twice, he was kicked out for throwing desks at his teachers. A third time, he was booted for fighting. He is asked why he was so angry, and he shrugs. Literally, the braids atop his head do a slight wiggle as Rayshawn Jenkins' shoulders shrug. "It's just all I knew," he says.

Oftentimes, in the corners of James Park, he and his siblings brawled side by side with their mother. "She would hit the other mom," Rayshawn says. "We'd take out the lady's kids." On three different occasions, he and his siblings were removed from Terry's watch and moved to foster care. On three different occasions, Rayshawn Jenkins was picked up by the police for fleeing.

"We had this fantasy," Rayshawn recalls. "There was a small fan that you'd plug into the wall. We'd put it on the back of a shopping cart and we imagined the fan would blow the shopping cart and we'd be in it. The fan would somehow blow us away."

He was 8 when he discovered football.

Rayshawn Jenkins had moved across town to live with his dad, who could either be found working as a cook at Eckerd College, volunteering as a local football coach or procreating. By now, Charles had fathered four additional offspring (he has 14 total children by nine women), but he saw something unique in Rayshawn.

"His mom kept him isolated in the apartment, so he hadn't done sports," he says. "But when you put Rayshawn on a field he would run and run and run. Fast."

Gary Roland, Charles' former classmate at Boca Ciega High, was the head coach of the Silver Raiders, a football program for 8- to 10-year-olds in the Pinellas Youth Football League. He remembers the initial sight of little Rayshawn, scraggly and long-limbed, standing atop the grass at Coquina Key Park. Roland had his operation down — at the start of the season, before even touching a football, the kids needed to learn discipline. So he'd have them line up into a straight line, then do it again. And again. "It takes forever," he says, laughing.

Once the task was completed, Roland ordered the youngsters to bear crawl from line to fence. And that's when it hit him. "Rayshawn bear crawled faster than people run," he says. "I was shocked. Shocked! I'd never seen anything like it." Roland pulled the boy aside and asked how he learned to move with such velocity. Sixteen years later, the reply sticks with him. "My mom," he said, "doesn't allow us to run in the house."

In his two years with the Silver Raiders, Rayshawn went from sports ignoramus to a bolt of electricity. He could throw the ball like a bullet. He could dash like a small Billy Sims. His hands were cushions, and he hit with pulverizing brutality. Little did Roland know, he was coaching a Who's Who of future standouts. Along with Rayshawn, the Silver Raider roster included Shaquem and Shaquill Griffin (both now with the Seattle Seahawks), David Jones (a defensive back recently cut by the Patriots), Michael Clark (the recently retired Packers wide receiver), Isaiah Wynn (a Patriots offensive lineman) and Marquez Valdes-Scantling (a Packers wide receiver). "The team was ridiculous," Roland says. "We were stacked."

Jenkins didn't merely enjoy football. He craved it, dreamed of it, lived for it. Once, in the days leading up to a game, Rayshawn got in trouble at school, and Charles gave him a choice — miss kickoff or take a butt whupping. Without so much as a pause, Rayshawn took the butt whupping. "I had to play," he says.

When Rayshawn aged out of the Silver Raiders, he transitioned to the Lakewood Junior Spartans, another youth team also coached by Roland. The field was a place where the forbidden violence of the real world could be substituted with the approved violence of a game. No one was jumping you on a football field or whipping you with an extension cord. There were no knives or switches. On the football field, Rayshawn wasn't fighting for a bed (as he had done at his father's house) or apprehensively turning the corner of a street, half expecting to be punched in the face. It was a place of positive reinforcement where people (gasp!) actually cheered you. "Many of these kids just heard how bad they were — over and over," says Roland. "That's toxic. They needed to know they were succeeding."

Roland regularly picked Rayshawn up for practice, then drove him home afterward. On multiple occasions, Rayshawn reached his father's house, opened the car door and began to cry. "I love my dad," he says. "But it was just ... everything. Football was my escape from life."

In a perfect world, Jenkins' embrace of football would coincide with a dropoff in day-to-day violence. He did not, however, reside in a perfect world. He lived with his father for a year, then returned to James Park apartment J1 to be with his mother from ages 9 through 14. He continued to find himself fighting at the bus stop, fighting in the hallways of Riviera Middle School. Looking back, he says his biggest problem was an unwillingness to let things roll off his shoulders. Jenkins hated being reprimanded or embarrassed. He viewed both as affronts to his still-in-development manhood and routinely snapped without pause. His mother had never been one to turn the other cheek and, Elise says, "Rayshawn is a lot of our mom. That intensity."

Perhaps that's why he roamed the neighborhood, busting in doors. ("I still don't understand why," he says. "Why would you break someone's door? I was just bad. It's embarrassing.") And perhaps that explains the cherry bombs ("One time a cop caught me about to throw one," he recalls. "He came up from behind and said, 'Stop or I'll taze you.' The officer put me in the back of his car, talked to me and let me go."). Jenkins was lashing out at a society he didn't understand; football was the lone refuge from an ever-mounting wave of hopelessness. Though his family is one of the largest in St. Petersburg (a local newspaper once did a feature on the sheer volume of Jenkinsons walking the earth), no one had ever attended college. Most failed to graduate from high school. Everywhere he looked, Rayshawn saw people either turning toward crime or standing behind the counter at a local McDonald's, listlessly flipping burgers and filling cups with Coca-Cola. "You have to understand, we never thought there was anything after high school," says Elise. "Because in the hood there's nowhere to go and nobody going there."

Then, the military called.

Not the military, per se.

Military school.

In 2006, Admiral Farragut Academy, a self-professed "military style school" in St. Petersburg, hired Roland to serve as an assistant to Chris Miller, the head football coach

whose teams had failed to win a game in two years. Roland says he accepted the position on the condition that he could bring some of his players with him.

They would need financial assistance, of course, and Farragut was willing.

Roland will never forget the sheer fish-out-of-water preposterousness of Jenkins' initial visit to the sprawling campus. The school maintains an enrolled population of approximately 450 students, nearly all white. Uniforms are required. Orders are given. When Rayshawn arrived, he sported multiple tattoos and braids that hung to his mid-chest. He didn't want to be there; sure as hell didn't want to cut his hair (as the school would require).

And yet ...

"It was a real opportunity," he says. "Even I could see that."

Hair reduced to a buzz cut, Rayshawn moved back in with his dad at the start of ninth grade (although Charles has fathered 14 children, the majority lived with their mothers), and the 25-minute drive to Farragut was akin to ditching a Motel 6 for the Ritz-Carlton. Jenkins had never seen anything like Farragut. Kids pulling up in Porsches and Maseratis, talking about their summer trips to London and Paris, about their internships. "I hadn't even left the state," he says. "I barely knew you could leave the state." At Farragut, nobody was waiting to beat you up. Bushes and trees were manicured. Pathways were sparkling clean. On one of his first days, however, a classmate referred to him as a "n—", and — Rayshawn being Rayshawn — he proceeded to punch the offender in the nose and knock him out. What ensued was a lengthy meeting with Jenkins, Roland and a school administrator, who said that while he empathized with Rayshawn's plight, he couldn't expel every student who uttered the n-word.

"Why is that?" Roland asked, his emotions boiling over with rage.

"Because," he was told, "the African-American students use it more than anyone."

Hmm.

"I had been ready to go to war," Roland recalls. "But I thought he made a great point, and the word was abolished from the school for everyone."

For the first time, Rayshawn found himself surrounded by serious people doing serious work. While he was an eighth-grader at Riviera Middle School, a student threw another student in front of a moving bus — and it was barely news. At Farragut, teachers were supportive and engaged. Classmates had big plans — college, grad school, careers. During his sophomore year, he went on a weeklong class ski trip to Squaw Valley in California's Sierra Nevada mountains. It was his first time on an airplane, as well as his first time on skis. Both were loves at first sight. "I've skied four times since," he says. "That's how much I liked it."

Always known to be smart and inquisitive, Rayshawn was an A and B student. He embraced the structure and discipline. It felt special. Righteous. Before long he wasn't merely the best athlete on campus, but one of the more popular students. It's amazing what

can happen when a young man isn't always on guard. "One thing I can tell you is no one ever questioned his intelligence," says Roland. "That's a legitimately intelligent person."

A member of the Blue Jackets' track and football teams, Jenkins emerged as one of the region's elite athletes. As a senior in 2011, he won state titles in the 100- and 300-meter hurdles, then was named the Tampa Bay Times' Offensive Player of the Year. Despite missing six games with a fractured rib, he ran for 994 yards, including 714 in four playoff games. In an opening-round contest against Fort Myers Evangelical Christian, Jenkins rushed for a school-record 356 yards. He played every imaginable position — quarterback, halfback, wide receiver, defensive back — and the team reached the Class 2A state championship game.

Yet despite the success, and despite the myriad scholarship offers, he still needed ... something. The pull of the streets is strong and, often, unforgiving. Jenkins wanted to succeed. But coming from a world where that wasn't defined in the clichéd terms (white-collar job, grassy yard surrounding a house, nice automobile), what did it all mean?

Then, an answer. In the late months of 2011, Jenkins received a text message from his cousin, Carl Lee Martin. Just 15 at the time, Carl was a regular participant in a basketball-and-faith outreach program at the nearby Campbell Park Recreation Center. Yet, like many in the area, he couldn't fully avoid trouble, and he had recently been charged with robbery. While the case was dropped, Martin appeared shaken. He had watched his cousin's athletic successes with tremendous pride and told Rayshawn — via DM — that his glory inspired him to aim higher.

"I still have the message in my inbox," Jenkins says. "He said he wanted to be like me. That he wanted to go to college, get out of the hood and do better. I know he meant it."

On the night of Dec. 22, Martin and five friends stole a minivan and drove it toward St. Pete Beach. En route, Demotray Lovett, 18, accidentally fired a .40-caliber handgun from the back seat and hit Martin in the torso. Police were called, and when they arrived in an alley behind 626 23rd Ave., Martin's body lay lifeless, slumped over a back seat inside the vehicle.

Upon receiving the news of his cousin's passing, Jenkins broke down. Sure, young death was something you heard about in the hood. But it had never directly impacted Rayshawn. Certainly had never touched his family.

"It's different when it happens to someone you're close with," he says. "It opens your eyes. It awakens you."

You need to meet the girlfriend.

Everyone insists on this. Meet the girlfriend, and you'll understand who the man has become. Meet the girlfriend and you'll understand the sense of tranquility.

So I met the girlfriend.

And they're right.

Emily Lillard, at first glance, seems to be everything Rayshawn Jenkins is not. Beyond the physically obvious (she's white and blonde) are the geographically and socially obvious. Namely, Lillard hails from Overland Park, Kansas (motto: "Above and Beyond, by Design"), and was raised by parents who expected their daughter to attend college, just as they had. "If you don't graduate, it's weird to them," says Rayshawn. "It's what you do."

The two arrived at the University of Miami in 2012 — Rayshawn as a highly touted incoming freshman football player, Emily as a sophomore transfer from the University of Arkansas, where she starred as a goaltender on the women's soccer team. At first, it was a friendship. Then a close friendship. Then romance. Jenkins and Lillard bonded as athletes (Emily was one of America's top netminders in her three years as a Hurricane), as well as athletes with quick triggers. During his first two semesters at Miami, Rayshawn was assigned an anger management therapist by the coaching staff. They would meet three times per week for hour-long sessions — "Just to talk and work things out," he says. "I hated it." Like Rayshawn, Emily fought to control her temper. "I used to be a very angry person," she says. "We needed to calm down."

They helped each other by, in large part, being there for each other. People tended to judge Rayshawn by his looks (the braids, the tattoos) and past reputation.

They saw him on the field — punishing tackler, endless trash talk — and presumed the worst. Emily, though, believed that beyond the scowl and hardened exterior was a gentle soul itching to express himself. That impression was reinforced during never-ending dialogues. For the first time, Jenkins was trusting another person with his feelings. He could talk to Emily and not feel judged. He wasn't embarrassed in front of her. He didn't worry about being ridiculed. "Rayshawn wants to be a good person in every situation," she says. "He's actually very quiet and caring. You just had to look for it."

As had been the case at Farragut, Jenkins had to adjust to Miami. And vice versa. The Hurricanes were coached by Al Golden, and at times the staff judged their young safety to be lazy and irrational. "He was always a good kid, a smart kid," says Paul Williams, the former Miami defensive backs coach who now holds the same position at Houston. "But you have to remember, kids from the hood aren't used to the environment. They're thrown into something so new and so different. To expect them to just adjust is crazy. They need time. Rayshawn needed time."

Jenkins started 12 games at safety as a sophomore, redshirted the next year with a back injury, then morphed as a junior and senior into one of America's elite defensive backs. He wore uniform No. 26 in honor of Sean Taylor, the former Hurricanes safety who had been shot and killed in 2007, and in many ways, he played like him. Yes, Jenkins was a pulverizing hitter. But he was also the quickest study in the room. When a coach explained something once, it never had to be said again.

If one moment exemplifies the man he became, it took place in the buildup to his final year with the Hurricanes. Golden had been fired and replaced by Mark Richt, and many within the

program wondered how the perceived-to-be-volatile safety would respond to new voices, new directives.

During a defensive team meeting, Ephraim Banda, the first-year safeties coach, called Jenkins out in front of the entire room. He tore into Jenkins' technique, his body language, his approach. "You need to do better!" Banda said. "I don't like what I'm seeing!"

Afterward, the safety tapped the coach on the shoulder.

"Thank you," Jenkins said, smiling. "I needed to hear that."

We are sitting by a pool at the Marriott in Irvine — the Chargers' training camp hotel. It's a gorgeous evening. Soft breeze. Palm trees billowing in the wind. Every afternoon a maid comes to clean his room. The pillow is white and soft. The television is a flat screen.

Again — Rayshawn Jenkins is eating shrimp.

He thinks about this all the time; about the journey and the improbability. "Every morning I pray," he says. "For everything that's happened."

When the Chargers used a fourth-round pick on him in the 2017 draft, many friends and family members were overcome by emotion. His dad, who never cries, cried.

His siblings, who have too few reasons to beam, beamed. The outpouring of love wasn't specifically about NFL paychecks or televised glory. No, it was about a kid from the projects of St. Petersburg defying every possible odd to make it. It was about changing the path for his 12 younger siblings, who had tangible proof that hard work and doggedness could equal success.

"He was the first to go to college, and you better believe that inspired me to go to college, too," says Charlisa, one of seven siblings who followed Rayshawn to Farragut. "I don't know how many people can fully understand what we've gone through. It was ugly. But he's rearranged the future for us."

When practices end, Jenkins heads down Southern California to a home he shares with Emily, their 2-year-old son, Ace, and a pit bull, Nike. Rayshawn, Emily says, is the most playful father you will ever see — loving and engaged and uniquely positive. "If someone is the discipliner," she laughs, "it's me."

On the one hand, Rayshawn never forgets the lessons of his childhood. The sound of an extension cord tearing into moist flesh is not an echo that fades easily. And yet, he is not haunted by the past. He talks with both of his parents semi-regularly. He holds no grudges. Doesn't even see a reason to hold a grudge.

Rayshawn Jenkins is eating shrimp and playing professional football.

He is anything but angry.

Competing is a family trait for Miami Hurricanes' Rayshawn Jenkins

*By Manny Navarro
Miami Herald
April 3, 2013 at 12:01 am*

With a father who is a Hurricanes legend and two older brothers who played college football, fifth-year senior safety A.J. Highsmith knows it's not easy to grab the spotlight among a family of talented athletes.

So he doesn't envy the position teammate Rayshawn Jenkins is in. The sophomore safety out of St. Petersburg comes from a family of 16 children — more than a few of whom are budding young sports stars themselves.

"I come from a family of five, and I don't even think I have 16 friends," Highsmith joked after a recent spring practice.

"I'm pretty sure that's where he got that hunger to compete. Being one of 16 you've got no choice."

Charles Jenkins, father to Rayshawn and 12 of his other siblings, has two sons playing high school football; a daughter, Charlisa, a 6-1 sophomore forward who was among the leading scorers in Pinellas County this past season; and a 10-year-old son Kevary, who scored 30 touchdowns last season in Pop Warner football.

But Rayshawn, who once shared a room with three brothers (he said they alternated daily who would sleep on the bed and who would sleep on the floor), is the biggest family star at the moment. And once you get Mr. Jenkins talking about his fourth child, he doesn't stop until he talks about the talents of all his children.

"My daughter is a good one — she's going down with her AAU team to Miami. Hopefully she gets to meet [UM women's basketball coach] Katie Meier," said Jenkins, who runs a tattoo shop and a T-shirt business that has contracts with many of the high schools in the Tampa-St. Pete area — just enough income, he says, to feed and care for all of his kids.

"[UM offensive line coach] Art Kehoe already gave my 10-year-old his business card and told him he'd be back for him soon. He's just like Rayshawn was growing up — a do-it-all threat and a good student, too. For me, it's all about raising these kids, keeping them out of trouble and giving them hope."

Rayshawn, a state champion hurdler who played offense, defense and special teams at tiny Admiral Farragut Academy when he was in high school, is the one providing the example to his siblings that with hard work dreams can come true, his father said.

After coming on late in the season last year and finishing with 27 tackles and an interception (at USF in front of his family and friends).

Jenkins, 6-1, 215 pounds, has continued to run with the first team during the spring alongside Highsmith and fellow sophomore Deon Bush and impressed coaches with his continued growth.

Jenkins, who gave up a 99-yard touchdown pass in the season-ending win over Duke

because he had a miscommunication with cornerback Brandon McGee, said his goal this spring has been making sure he's in the right spot all the time.

"I got myself better conditioned so we won't be that team that dies out in the fourth quarter," Jenkins said. "I'm working on breaks, getting smarter at the game. I'm glad I played last year because I really know what to expect. As far as coming out and tackling and reading certain formations, I can do that."

Jenkins wasn't wearing a black jersey — designated for starters/team leaders during practice Tuesday. But he and Bush have worn them at times during camp according to defensive backs coach Paul Williams, who adds "Rayshawn has got the tools, the traits, but we got to clean his game up as far as running the show, being more consistent."

In addition to packing on 15 pounds of muscle in the offseason, Jenkins has also increased his bench press "40 to 50 pounds" and is now lifting 325 pounds regularly. He said when he and his teammates were tested with the Combine weight of 225 pounds he produced 17 reps, a vast improvement from his freshman year and currently tops among the defensive backs. Jenkins' squat numbers have also gone up 40 pounds to 390.

Last year Jenkins ran the 40-yard dash in 4.51 seconds. Jenkins said he expects to be faster — even with the added weight — when he's tested again after the spring.

"Very gifted raw talent," UM coach Al Golden said of Jenkins. "He's an explosive player that can play big."

Jenkins also changed another number this spring — his jersey — from 29 to 26, the number once worn by the late great Sean Taylor.

"He always admired Sean Taylor and the work he put in," Charles Jenkins said. "Rayshawn told me when that number came open this season he wanted it because he wanted to make it great again."

Highsmith said he believes Jenkins can be special once he puts it together.

"It's a lot to live up to," Highsmith said of wearing Taylor's number. "But he knows what goes into it, and I think he can hold his own. Before, you had to wonder if Rayshawn was going to be in the right spot to make the plays. Now he understands where to be and where to fit to make the play. It's just a matter of time with him."