



WEEKLY RELEASE **PACKET**



WEEK 3

DENVER BRONCOS

1-1

AT

LOS ANGELES CHARGERS

2-0

Sunday, Sept. 21, 2025 | SoFi Stadium
1:05 p.m. PDT - Inglewood, Calif.



WEEKLY RELEASE

3 WORLD CHAMPIONSHIPS • 8 SUPER BOWLS • 10 AFC TITLE GAMES • 15 AFC WEST TITLES • 23 PLAYOFF BERTHS • 30 WINNING SEASONS

REGULAR SEASON WEEK 3

Denver Broncos (1-1) at Los Angeles Chargers (2-0)

Date: Sunday, Sept. 21, 2025
Time: 1:05 p.m. PDT
Stadium: SoFi Stadium
Location: Inglewood, Calif.

BROADCAST INFORMATION

TELEVISION



Play-by-Play: Kevin Harlan
Analyst: Trent Green
Sideline: Melanie Collins

NATIONAL RADIO



Play-by-Play: Larry Kahn
Analyst: Ron Rivera

LOCAL RADIO



Play-by-Play: Dave Logan
Analyst: Rick Lewis
Sideline: Susie Margin

2025 DENVER BRONCOS SCHEDULE

PRESEASON (3-0)

Wk.	Day	Date	Opponent	Site	Time/Result	TV/Rec.
1	Sat.	Aug. 9	at San Francisco	Levi's Stadium	W, 30-9	1-0
2	Sat.	Aug. 16	ARIZONA	Empower Field at Mile High	W, 27-7	2-0
3	Sat.	Aug. 23	at New Orleans	Caesars Superdome	W, 28-19	3-0

REGULAR SEASON (1-1)

Wk.	Day	Date	Opponent	Site	Time/Result	TV/Rec.
1	Sun.	Sept. 7	TENNESSEE	Empower Field at Mile High	W, 20-12	1-0
2	Sun.	Sept. 14	at Indianapolis	Lucas Oil Stadium	L, 28-29	1-1
3	Sun.	Sept. 21	at L.A. Chargers	SoFi Stadium	1:05 p.m. PDT	CBS
4	Mon.	Sept. 29	CINCINNATI	Empower Field at Mile High	6:15 p.m. MDT	ABC
5	Sun.	Oct. 5	at Philadelphia	Lincoln Financial Field	1 p.m. EDT	CBS
6	Sun.	Oct. 12	at N.Y. Jets	Tottenham Hotspur Stadium	2:30 p.m. GDT	NFLN
7	Sun.	Oct. 19	N.Y. GIANTS	Empower Field at Mile High	2:05 p.m. MDT	CBS
8	Sun.	Oct. 26	DALLAS	Empower Field at Mile High	2:25 p.m. MDT	CBS
9	Sun.	Nov. 2	at Houston	NRG Stadium	12 p.m. CST	FOX
10	Thurs.	Nov. 6	LAS VEGAS	Empower Field at Mile High	6:15 p.m. MST	Prime Video
11	Sun.	Nov. 16	KANSAS CITY	Empower Field at Mile High	2:25 p.m. MST	CBS
12				BYE		
13	Sun.	Nov. 30	at Washington	Northwest Stadium	8:20 p.m. EST	NBC
14	Sun.	Dec. 7	at Las Vegas	Allegiant Stadium	1:05 p.m. PST	CBS
15	Sun.	Dec. 14	GREEN BAY	Empower Field at Mile High	2:25 p.m. MST	CBS
16	Sun.	Dec. 21	JACKSONVILLE	Empower Field at Mile High	2:05 p.m. MST	FOX
17	Thurs.	Dec. 25	at Kansas City	GEHA Field at Arrowhead Stadium	7:15 p.m. CST	Prime Video
18	Sat./Sun.	Jan. 3/4	L.A. CHARGERS	Empower Field at Mile High	TBD	TBD

MATCHUP PREVIEW

The **Denver Broncos** (1-1) hit the road again for their first divisional matchup of the season as they face the **Los Angeles Chargers** (2-0) on Sunday, Sept. 21 (1:05 p.m. PDT, CBS) at SoFi Stadium. The Broncos currently lead the all-time series 72-57-1 while sitting 27-38 away from Denver in the two clubs' matchup history.



Last year, the Broncos finished their divisional slate with a 3-3 record for the second consecutive season.

QUICK HITS

Last season, five players who were acquired by General Manager **George Paton** were named All-Pro by the Associated Press, the most by the club since 1996. **See Page 7**

Head Coach **Sean Payton** is tied for the fourth-most regular-season wins (171) among all active NFL head coaches. **See Page 8**

Quarterback **Bo Nix** has led the Broncos to 11 wins in his career, the second-most among Broncos signal callers in their first two seasons. **See Page 10**

Wide receiver **Courtland Sutton** ranks ninth in team history in receptions (386) and 10th in receiving yards (5,407). **See Page 12**

Running back **J.K. Dobbins** has posted the second-highest rushing average (5.21) among running backs with at least 400 carries since 2020. **See Page 14**

Guard **Quinn Meinerz** became the first Broncos offensive lineman since Louis Vasquez in 2013 to be named an Associated Press All-Pro. **See Page 15**

The Broncos own the second best mark in both third down defense (29.6) and red zone defense (25.0) in 2025. **See Page 16**

Cornerback **Pat Surtain II** became just the second player in team history and seventh cornerback in league history to be named AP Defensive Player of the Year in 2024. **See Page 16**

In 2024, defensive lineman **Zach Allen** became just the eighth defensive lineman in team history to be named an AP All-Pro. **See Page 19**

Outside linebacker **Nik Bonitto** became the sixth player at his position in club annals to be named an AP All-Pro in 2024 after recording the third-most sacks (13.5) in the NFL. **See Page 22**

Wide receiver **Marvin Mims Jr.** joined Von Miller as the only players in team history to be named an AP All-Pro in each of their first two seasons. **See Page 23**

BRONCOS PUBLIC RELATIONS STAFF

Patrick Smyth - Chief Communications Officer • Erich Schubert - Vice President of Communications & Content • Megan Boyle - Sr. Manager of Strategic Communications
Tyler Gorse - Sr. Coordinator of Football Communications • Emma Levine - Communications Assistant

2025 DENVER BRONCOS WEEKLY RELEASE

BRONCOS/CHARGERS TEAM COMPARISON



NFL Top 10
NFL Bottom 10



1-1

2-0

GENERAL

-4 (T-28th)	TURNOVER MARGIN (RK)	2 (T-4th)
29:55 (16th)	TIME OF POSSESSION AVG. (RK)	30:31 (14th)

OFFENSE

320.5 (T-17th)	NET YARDS PER GAME (RK)	355.5 (9th)
5.13 (19th)	YARDS PER PLAY (RK)	6.08 (6th)
24.0 (T-9th)	POINTS PER GAME (RK)	23.0 (T-11th)
134.5 (10th)	NET RUSHING YPG (RK)	85.5 (25th)
186.0 (25th)	NET PASSING YPG (RK)	270.0 (4th)
3 (T-25th)	HAD INTERCEPTED (RK)	0 (T-1st)
2 (T-26th)	FUMBLES LOST (RK)	1 (T-16th)
5 (T-30th)	GIVEAWAYS (RK)	1 (T-7th)
1 (T-1st)	SACKS ALLOWED (RK)	5 (T-17th)
41.7% (15th)	THIRD DOWN PCT. (RK)	45.8% (9th)
66.7% (T-10th)	RED ZONE PCT. (RK)	42.9% (25th)

DEFENSE

303.0 (12th)	NET YARDS PER GAME (RK)	282.5 (7th)
4.97 (10th)	YARDS PER PLAY (RK)	4.59 (7th)
20.5 (T-14th)	POINTS PER GAME (RK)	15.0 (3rd)
119.0 (20th)	NET RUSHING YPG (RK)	83.0 (8th)
184.0 (9th)	NET PASSING YPG (RK)	199.5 (16th)
0 (T-21st)	INTERCEPTIONS (RK)	3 (T-4th)
2 (T-2nd)	FUMBLE RECOVERIES (RK)	0 (T-18th)
2 (T-11th)	TAKEAWAYS (RK)	3 (T-7th)
7 (T-5th)	SACKS (RK)	5 (T-12th)
29.6% (2nd)	THIRD DOWN PCT. (RK)	43.8% (20th)
25.0% (T-2nd)	RED ZONE PCT. (RK)	16.7% (1st)

SPECIAL TEAMS

46.3 (T-22nd)	GROSS PUNTING AVG. (RK)	52.8 (3rd)
43.7 (9th)	NET PUNTING AVG. (RK)	48.4 (3rd)
11.8 (13th)	PUNT RETURN AVG. (RK)	7.0 (26th)
5.3 (6th)	PUNT RETURN AVG. AGAINST (RK)	7.3 (8th)
25.5 (13th)	KICKOFF RETURN AVG. (RK)	24.5 (18th)
31.6 (32nd)	KICKOFF RETURN AVG. AGAINST (RK)	26.4 (23rd)
66.7% (T-26th)	FIELD GOAL PCT. (RK)	100.0% (T-1st)

PENALTIES

14 (T-15th)	PENALTIES COMMITTED	12 (T-8th)
24 (T-1st)	OPPONENT PENALTIES COMMITTED	15 (11th)

BRONCOS/CHARGERS IND. COMPARISON



PASSING YARDS

Nix.....382	Herbert.....560
-------------	-----------------

RUSHING YARDS

Dobbins.....139	Hampton.....72
Harvey.....78	Herbert.....63
Nix.....38	Harris.....33

RECEIVING YARDS

Franklin.....133	Johnston.....150
Sutton.....67	Allen.....129
Mims Jr.....36	McConkey.....122

POINTS SCORED

Dobbins/Lutz.....12	Johnston.....18
Four Players.....6	Dicker.....17
	Allen.....12

INTERCEPTIONS

Three Players.....1

SACKS

Strnad.....2.0	Henley.....2.0
Five Players.....1.0	Three Players.....1.0

DEFENSIVE TACKLES

Hufanga.....21	Henley.....18
Jones/Singleton.....14	James.....14
Moss.....12	Still/Gilman.....12

KICKOFF RETURNS (AVG.)

Mims Jr.....5 (26.8)	Haskins.....5 (23.6)
Harvey.....3 (23.3)	Davis.....1 (29.0)

PUNT RETURNS (AVG.)

Mims Jr.....4 (11.8)	Davis.....1 (7.0)
----------------------	-------------------

FIELD GOALS

Lutz.....2/3 (66.7)	Dicker.....4/4 (100.0)
---------------------	------------------------

PUNTS (GROSS/NET AVG.)

Crawshaw.....6 (46.3/43.7)	Scott.....5 (52.8/48.4)
----------------------------	-------------------------



BRONCOS/CHARGERS SERIES BREAKDOWN

Series Meetings:	130
Broncos Record:	72-57-1 (Home: 45-19-1 / Away: 27-38-0)
First Game:	LAC 23, at Den. 19 (10/16/60)
Last Game:	at LAC 34, Den. 27 (12/19/24)
Current Streak:	Lost 2
Longest Den. Win Streak:	7 (11/16/75 - 9/17/78)
Longest LAC Win Streak:	6 (12/22/63 - 10/30/66)
Last Den. Home Win:	at Den. 16, LAC 9 (12/31/23)
Last Den. Home Loss:	at Den. 16 (10/13/24)
Last Den. Road Win:	Den. 24, at LAC 7 (12/10/23)
Last Den. Road Loss:	at LAC 34, Den. 27 (12/19/24)
Den. Shutouts:	6x, last (10/2/88): Den. 12, at S.D. 0
LAC Shutouts:	4x, last (10/22/17): at L.A. 21, Den. 0
Most Den. Points:	50, (10/6/63): at Den. 50, S.D. 34
Most LAC Points:	58, (12/22/63): at S.D. 58, Den. 20
Total Den. Points:	2,764
Total LAC Points:	2,783
Average Den. Points:	21.3
Average LAC Points:	21.4
Largest Den. Win:	35, (12/21/97): at Den. 38, S.D. 3
Largest LAC Win:	38, 2x, last (10/7/07): S.D. 41, at Den. 3
Most Pts., Both Teams:	84, (10/6/63): at Den. 50, S.D. 34
Fewest Pts., Both Teams:	7, (10/7/79): at Den. 7, S.D. 0

BRONCOS/CHARGERS ALL-TIME RESULTS

Season (Date)	W/L	Result	Site
1960 (10/16)	L	Los Angeles 23, @Denver 19	Bears Stadium
1960 (12/10)	L	@Los Angeles 41, Denver 33	Los Angeles Coliseum
1961 (10/29)	L	@San Diego 37, Denver 0	Balboa Stadium
1961 (11/12)	L	San Diego 19, @Denver 16	Bears Stadium
1962 (9/7)	W	@Denver 30, San Diego 21	Bears Stadium
1962 (11/4)	W	Denver 23, @San Diego 20	Balboa Stadium
1963 (10/6)	W	@Denver 50, San Diego 34	Bears Stadium
1963 (12/22)	L	@San Diego 58, Denver 20	Balboa Stadium
1964 (10/18)	L	@San Diego 42, Denver 14	Balboa Stadium
1964 (11/8)	L	San Diego 31, @Denver 20	Bears Stadium
1965 (9/11)	L	@San Diego 34, Denver 31	Balboa Stadium
1965 (11/7)	L	San Diego 35, @Denver 21	Bears Stadium
1966 (10/30)	L	@San Diego 24, Denver 17	Balboa Stadium
1966 (11/27)	W	@Denver 20, San Diego 17	Bears Stadium
1967 (10/22)	L	San Diego 38, @Denver 21	Bears Stadium
1967 (11/23)	L	@San Diego 24, Denver 20	Balboa Stadium
1968 (10/20)	L	@San Diego 55, Denver 24	San Diego Stadium
1968 (12/1)	L	San Diego 47, @Denver 23	Bears Stadium
1969 (11/2)	W	@Denver 13, San Diego 0	Bears Stadium
1969 (11/23)	L	@San Diego 45, Denver 24	San Diego Stadium
1970 (11/8)	L	@San Diego 24, Denver 21	San Diego Stadium
1970 (12/13)	T	@Denver 17, San Diego 17	Mile High Stadium
1971 (10/17)	W	@Denver 20, San Diego 16	Mile High Stadium
1971 (12/12)	L	@San Diego 45, Denver 17	San Diego Stadium
1972 (9/24)	L	@San Diego 37, Denver 14	San Diego Stadium
1972 (12/10)	W	@Denver 38, San Diego 13	Mile High Stadium
1973 (11/11)	W	@Denver 30, San Diego 19	Mile High Stadium
1973 (12/9)	W	Denver 42, @San Diego 28	San Diego Stadium
1974 (10/20)	W	@Denver 27, San Diego 7	Mile High Stadium
1974 (12/15)	L	@San Diego 17, Denver 0	San Diego Stadium
1975 (11/16)	W	Denver 27, @San Diego 17	San Diego Stadium
1975 (11/30)	W	@Denver 13, San Diego 10 (OT)	Mile High Stadium

BRONCOS/CHARGERS ALL-TIME RESULTS CONT.

Season (Date)	W/L	Result	Site
1976 (10/3)	W	@Denver 26, San Diego 0	Mile High Stadium
1976 (11/14)	W	Denver 17, @San Diego 0	San Diego Stadium
1977 (11/13)	W	Denver 17, @San Diego 14	San Diego Stadium
1977 (12/11)	W	@Denver 17, San Diego 9	Mile High Stadium
1978 (9/17)	W	@Denver 27, San Diego 14	Mile High Stadium
1978 (10/8)	L	@San Diego 23, Denver 0	San Diego Stadium
1979 (10/7)	W	@Denver 7, San Diego 0	Mile High Stadium
1979 (12/17)	L	@San Diego 17, Denver 7	San Diego Stadium
1980 (9/21)	L	San Diego 30, @Denver 13	Mile High Stadium
1980 (11/9)	W	Denver 20, @San Diego 13	San Diego Stadium
1981 (9/27)	W	@Denver 42, San Diego 24	Mile High Stadium
1981 (11/29)	L	@San Diego 34, Denver 17	Jack Murphy Stadium
1982 (9/12)	L	San Diego 23, @Denver 3	Mile High Stadium
1982 (11/28)	L	@San Diego 30, Denver 20	Jack Murphy Stadium
1983 (10/23)	W	@Denver 14, San Diego 6	Mile High Stadium
1983 (11/27)	L	@San Diego 31, Denver 7	Jack Murphy Stadium
1984 (11/11)	W	@Denver 16, San Diego 13	Mile High Stadium
1984 (12/9)	W	Denver 16, @San Diego 13	Jack Murphy Stadium
1985 (11/3)	L	@San Diego 30, Denver 10	Jack Murphy Stadium
1985 (11/17)	W	@Denver 30, San Diego 24 (OT)	Mile High Stadium
1986 (10/12)	W	Denver 31, @San Diego 14	Jack Murphy Stadium
1986 (11/9)	L	San Diego 9, @Denver 3	Mile High Stadium
1987 (11/29)	W	Denver 31, @San Diego 17	Jack Murphy Stadium
1987 (12/27)	W	@Denver 24, San Diego 0	Mile High Stadium
1988 (9/11)	W	@Denver 34, San Diego 3	Mile High Stadium
1988 (10/2)	W	Denver 12, @San Diego 0	Jack Murphy Stadium
1989 (10/8)	W	@Denver 16, San Diego 10	Mile High Stadium
1989 (12/24)	L	@San Diego 19, Denver 16	Jack Murphy Stadium
1990 (11/11)	L	@San Diego 19, Denver 7	Jack Murphy Stadium
1990 (12/16)	W	@Denver 20, San Diego 10	Mile High Stadium
1991 (9/22)	W	@Denver 27, San Diego 19	Mile High Stadium
1991 (12/22)	W	Denver 17, @San Diego 14	Jack Murphy Stadium
1992 (9/13)	W	@Denver 21, San Diego 13	Mile High Stadium
1992 (10/25)	L	@San Diego 24, Denver 21	Jack Murphy Stadium
1993 (9/12)	W	@Denver 34, San Diego 17	Mile High Stadium
1993 (12/5)	L	@San Diego 13, Denver 10	Jack Murphy Stadium
1994 (9/4)	L	San Diego 37, @Denver 34	Mile High Stadium
1994 (10/23)	W	Denver 20, @San Diego 15	Jack Murphy Stadium
1995 (9/24)	L	@San Diego 17, Denver 6	Jack Murphy Stadium
1995 (11/19)	W	@Denver 30, San Diego 27	Mile High Stadium
1996 (10/6)	W	@Denver 28, San Diego 17	Mile High Stadium
1996 (12/22)	L	@San Diego 16, Denver 10	Jack Murphy Stadium
1997 (11/30)	W	Denver 38, @San Diego 28	Qualcomm Stadium
1997 (12/21)	W	@Denver 38, San Diego 3	Mile High Stadium
1998 (11/8)	W	@Denver 27, San Diego 10	Mile High Stadium
1998 (11/29)	W	Denver 31, @San Diego 16	Qualcomm Stadium
1999 (11/7)	W	Denver 33, @San Diego 17	Qualcomm Stadium
1999 (1/2)	L	San Diego 12, @Denver 6	Mile High Stadium
2000 (10/8)	W	Denver 21, @San Diego 7	Qualcomm Stadium
2000 (11/19)	W	@Denver 38, San Diego 37	Mile High Stadium
2001 (10/21)	L	@San Diego 27, Denver 10	Qualcomm Stadium
2001 (11/11)	W	@Denver 26, San Diego 16	INVESCO Field at Mile High
2002 (10/6)	W	@Denver 26, San Diego 9	INVESCO Field at Mile High
2002 (12/1)	L	@San Diego 30, Denver 27 (OT)	Qualcomm Stadium
2003 (9/14)	W	Denver 37, @San Diego 13	Qualcomm Stadium

2025 DENVER BRONCOS WEEKLY RELEASE

BRONCOS/CHARGERS ALL-TIME RESULTS CONT.

Season (Date)	W/L	Result	Site
2003 (11/16)	W	@Denver 37, San Diego 8	INVESCO Field at Mile High
2004 (9/26)	W	@Denver 23, San Diego 13	INVESCO Field at Mile High
2004 (12/5)	L	@San Diego 20, Denver 17	Qualcomm Stadium
2005 (9/18)	W	@Denver 20, San Diego 17	INVESCO Field at Mile High
2005 (12/31)	W	Denver 23, @San Diego 7	Qualcomm Stadium
2006 (11/19)	L	San Diego 35, @Denver 27	INVESCO Field at Mile High
2006 (12/10)	L	@San Diego 48, Denver 20	Qualcomm Stadium
2007 (10/7)	L	San Diego 41, @Denver 3	INVESCO Field at Mile High
2007 (12/24)	L	@San Diego 23, Denver 3	Qualcomm Stadium
2008 (9/14)	W	@Denver 39, San Diego 38	INVESCO Field at Mile High
2008 (12/28)	L	@San Diego 52, Denver 21	Qualcomm Stadium
2009 (10/19)	W	Denver 34, @San Diego 23	Qualcomm Stadium
2009 (11/22)	L	San Diego 32 @Denver 3	INVESCO Field at Mile High
2010 (11/22)	L	@San Diego 35, Denver 14	Qualcomm Stadium
2010 (1/2)	L	San Diego 33, @Denver 28	INVESCO Field at Mile High
2011 (10/9)	L	San Diego 29, @Denver 24	Sports Authority Field at Mile High
2011 (11/27)	W	Denver 16, @San Diego 13 (OT)	Qualcomm Stadium
2012 (10/15)	W	Denver 35, @San Diego 24	Qualcomm Stadium
2012 (11/18)	W	@Denver 30, San Diego 23	Sports Authority Field at Mile High
2013 (11/10)	W	Denver 28, @San Diego 20	Qualcomm Stadium
2013 (12/12)	L	San Diego 27, @Denver 20	Sports Authority Field at Mile High
2014 (1/12)	W	@Denver 24, San Diego 17*	Sports Authority Field at Mile High
2014 (10/23)	W	@Denver 35, San Diego 21	Sports Authority Field at Mile High
2014 (12/14)	W	Denver 22, @San Diego 10	Qualcomm Stadium
2015 (12/6)	W	Denver 17, @San Diego 3	Qualcomm Stadium
2015 (1/3)	W	@Denver 27, San Diego 20	Sports Authority Field at Mile High
2016 (10/13)	L	@San Diego 21, Denver 13	Qualcomm Stadium
2016 (10/30)	W	@Denver 27, San Diego 19	Sports Authority Field at Mile High
2017 (9/11)	W	@Denver 24, Los Angeles 21	Sports Authority Field at Mile High
2017 (10/22)	L	@Los Angeles 21, Denver 0	StubHub Center
2018 (11/18)	W	Denver 23, @Los Angeles 22	StubHub Center
2018 (12/30)	L	Los Angeles 23, @Denver 9	Broncos Stadium at Mile High
2019 (10/6)	W	Denver 20, @Los Angeles 13	Dignity Health Sports Park
2019 (12/1)	W	@Denver 23, Los Angeles 20	Empower Field at Mile High
2020 (11/1)	W	@Denver 31, Los Angeles 30	Empower Field at Mile High
2020 (12/27)	L	@Los Angeles 19, Denver 16	SoFi Stadium
2021 (11/28)	W	@Denver 28, Los Angeles 13	Empower Field at Mile High
2022 (1/2)	L	@Los Angeles 34, Denver 13	SoFi Stadium
2022 (10/17)	L	@Los Angeles 19, Denver 16 OT	SoFi Stadium
2023 (1/8)	W	@Denver 31, Los Angeles 28	Empower Field at Mile High
2023 (12/10)	W	Denver 24, @ Los Angeles 7	SoFi Stadium
2023 (12/31)	W	@Denver 16, Los Angeles 9	Empower Field at Mile High
2024 (10/13)	L	Los Angeles 23, @Denver 16	Empower Field at Mile High
2024 (12/19)	L	@Los Angeles 34, Denver 27	SoFi Stadium

*2013 AFC Divisional Playoff

WHAT TO WATCH FOR VS. CHARGERS

TEAM (72-57-1 all-time record versus Chargers; 27-38 on the road)

*- Needs a win to improve to 73-57-1 overall and 28-38 on the road in the all-time series versus the Chargers.

HEAD COACH SEAN PAYTON (171 career regular-season wins)

*- Needs one victory to tie Bill Parcells for the 16th-most regular-season wins in NFL history.

TE EVAN ENGRAM (4,955 receptions in 109 career games)

*- Needs 45 receiving yards to become the 16th tight end in NFL history to reach 5,000 career receiving yards within his first 111 games.

OLB NIK BONITTO (24.0 sacks in first 4 seasons)

*- Needs 1.0 sack to become the fifth Bronco in team history to reach 25.0 career sacks in his first four seasons.

OLB JONATHON COOPER (1.0 sack in 2025)

*- Needs 1.0 sack to become the sixth seventh-round pick in NFL history to record at least 2.0 sacks in each of his first five seasons.

QB BO NIX (33 passing touchdowns in 19 starts)

*- Needs two passing touchdowns to become the 12th quarterback in NFL history to reach 35 passing scores within his first 20 starts.

CB PAT SURTAIN II (49 passes defended in 68 career games)

*- Needs one pass defended to tie cornerback Bradley Roby for the most pass breakups by a Bronco in his first 69 career games.

WR COURTLAND SUTTON (5,407 receiving yards)

*- Needs 43 receiving yards to tie wide receiver Haven Moses for the ninth-most receiving yards in team history.

NFL SCHEDULE - WEEK 3

Thursday, Sept. 18

Miami at Buffalo 8:15 p.m. (EDT)

Sunday, Sept. 21

Cincinnati at Minnesota 12:00 p.m. (CDT)

Indianapolis at Tennessee 12:00 p.m. (CDT)

Atlanta at Carolina 1:00 p.m. (EDT)

Green Bay at Cleveland 1:00 p.m. (EDT)

Houston at Jacksonville 1:00 p.m. (EDT)

Pittsburgh at New England 1:00 p.m. (EDT)

L.A. Rams at Philadelphia 1:00 p.m. (EDT)

N.Y. Jets at Tampa Bay 1:00 p.m. (EDT)

Las Vegas at Washington 1:00 p.m. (EDT)

Denver at L.A. Chargers 1:05 p.m. (PDT)

New Orleans at Seattle 1:05 p.m. (PDT)

Arizona at San Francisco 1:25 p.m. (PDT)

Dallas at Chicago 3:25 p.m. (CDT)

Kansas City at N.Y. Giants 8:20 p.m. (EDT)

Monday, Sept. 22

Detroit at Baltimore 8:15 p.m. (EDT)



2025 DENVER BRONCOS WEEKLY RELEASE



NFL STANDINGS

AFC East

Team	W	L	T	Pct	PF	PA	Home	Road	Div	AFC	NFC
Buf.	2	0	0	1.000	71	50	1-0	1-0	1-0	2-0	0-0
N.E.	1	1	0	0.500	46	47	0-1	1-0	1-0	1-1	0-0
NYJ	0	2	0	0.000	42	64	0-2	0-0	0-1	0-2	0-0
Mia.	0	2	0	0.000	35	66	0-1	0-1	0-1	0-2	0-0

AFC North

Team	W	L	T	Pct	PF	PA	Home	Road	Div	AFC	NFC
Cin.	2	0	0	1.000	48	43	1-0	1-0	1-0	2-0	0-0
Bal	1	1	0	0.500	81	58	1-0	0-1	1-0	1-1	0-0
Pit.	1	1	0	0.500	51	63	0-1	1-0	0-0	1-0	0-1
Cle.	0	2	0	0.000	33	58	0-1	0-1	0-2	0-2	0-0

AFC South

Team	W	L	T	Pct	PF	PA	Home	Road	Div	AFC	NFC
Ind.	2	0	0	1.000	62	36	2-0	0-0	0-0	2-0	0-0
Jac.	1	1	0	0.500	53	41	1-0	0-1	0-0	0-1	1-0
Hou.	0	2	0	0.000	28	34	0-1	0-1	0-0	0-0	0-2
Ten.	0	2	0	0.000	31	53	0-1	0-1	0-0	0-1	0-1

AFC West

Team	W	L	T	Pct	PF	PA	Home	Road	Div	AFC	NFC
LAC	2	0	0	1.000	47	30	1-0	1-0	2-0	2-0	0-0
Den.	1	1	0	0.500	48	41	1-0	0-1	0-0	1-1	0-0
L.V.	1	1	0	0.500	29	33	0-1	1-0	0-1	1-1	0-0
K.C.	0	2	0	0.000	38	47	0-1	0-1	0-1	0-1	0-1

NFC East

Team	W	L	T	Pct	PF	PA	Home	Road	Div	NFC	AFC
Phi.	2	0	0	1.000	44	37	1-0	1-0	1-0	1-0	1-0
Was.	1	1	0	0.500	39	33	1-0	0-1	1-0	1-1	0-0
Dal.	1	1	0	0.500	60	61	1-0	0-1	1-1	1-1	0-0
NYG	0	2	0	0.000	43	61	0-0	0-2	0-2	0-2	0-0

NFC North

Team	W	L	T	Pct	PF	PA	Home	Road	Div	NFC	AFC
G.B.	2	0	0	1.000	54	31	2-0	0-0	1-0	2-0	0-0
Min.	1	1	0	0.500	33	46	0-1	1-0	1-0	1-1	0-0
Det.	1	1	0	0.500	65	48	1-0	0-1	1-1	1-1	0-0
Chi.	0	2	0	0.000	45	79	0-1	0-1	0-2	0-2	0-0

NFC South

Team	W	L	T	Pct	PF	PA	Home	Road	Div	NFC	AFC
T.B.	2	0	0	1.000	43	39	0-0	2-0	1-0	1-0	1-0
Atl.	1	1	0	0.500	42	29	0-1	1-0	0-1	1-1	0-0
N.O.	0	2	0	0.000	34	46	0-2	0-0	0-0	0-2	0-0
Car.	0	2	0	0.000	32	53	0-0	0-2	0-0	0-1	0-1

NFC West

Team	W	L	T	Pct	PF	PA	Home	Road	Div	NFC	AFC
S.F.	2	0	0	1.000	43	34	0-0	2-0	1-0	2-0	0-0
Ari.	2	0	0	1.000	47	35	1-0	1-0	0-0	2-0	0-0
LAR	2	0	0	1.000	47	28	1-0	1-0	0-0	0-0	2-0
Sea.	1	1	0	0.500	44	34	0-1	1-0	0-1	0-1	1-0

Key: x = clinched playoffs; y = clinched wild card; z = clinched division;

* = clinched home field advantage

BRONCOS ALL-TIME YEAR-BY-YEAR RECORDS

YEAR	PRESEASON	REG. SEASON	PLAYOFFS
1960	0-5	4-9-1	0-0
1961	1-4	3-11	0-0
1962	2-2	7-7	0-0
1963	2-3	2-11-1	0-0
1964	2-3	2-11-1	0-0
1965	1-4	4-10	0-0
1966	1-3	4-10	0-0
1967	3-1	3-11	0-0
1968	1-4	5-9	0-0
1969	1-4	5-8-1	0-0
1970	3-2	5-8-1	0-0
1971	1-4	4-9-1	0-0
1972	2-3	5-9	0-0
1973	2-3	7-5-2	0-0
1974	4-2	7-6-1	0-0
1975	3-3	6-8	0-0
1976	5-2	9-5	0-0
1977	5-1	12-2	2-1 (S.B. loss)
1978	2-2	10-6	0-1
1979	3-1	10-6	0-1
1980	2-2	8-8	0-0
1981	2-2	10-6	0-0
1982	4-0	2-7	0-0
1983	3-1	9-7	0-1
1984	3-1	13-3	0-1
1985	2-2	11-5	0-0
1986	2-2	11-5	2-1 (S.B. loss)
1987	3-2	10-4-1	2-1 (S.B. loss)
1988	3-1	8-8	0-0
1989	2-2	11-5	2-1 (S.B. loss)
1990	3-2	5-11	0-0
1991	2-3	12-4	1-1
1992	1-4	8-8	0-0
1993	2-2	9-7	0-1
1994	2-3	7-9	0-0
1995	3-2	8-8	0-0
1996	3-1	13-3	0-1
1997	3-2	12-4	4-0 (S.B. win)
1998	3-1	14-2	3-0 (S.B. win)
1999	3-2	6-10	0-0
2000	4-0	11-5	0-1
2001	3-1	8-8	0-0
2002	3-1	9-7	0-0
2003	3-1	10-6	0-1
2004	2-3	10-6	0-1
2005	4-0	13-3	1-1
2006	3-1	9-7	0-0
2007	2-2	7-9	0-0
2008	2-2	8-8	0-0
2009	1-3	8-8	0-0
2010	1-3	4-12	0-0
2011	2-2	8-8	1-1
2012	2-2	13-3	0-1
2013	2-2	13-3	2-1 (S.B. loss)
2014	3-1	12-4	0-1
2015	3-1	12-4	3-0 (S.B. win)
2016	2-2	9-7	0-0
2017	4-0	5-11	0-0
2018	2-2	6-10	0-0
2019	2-3	7-9	0-0
2020	N/A	5-11	0-0
2021	3-0	7-10	0-0
2022	2-1	5-12	0-0
2023	1-2	7-6	0-0
2024	3-0	10-7	0-1
2025	3-0	1-1	0-0
TOTAL	157-128 (.551)	519-473-10 (.523)	23-20 (.535)

2025 DENVER BRONCOS WEEKLY RELEASE

DECADES OF SUCCESS



In the Broncos' six-plus decades of professional football, the team has built an impressive resume that includes three World Championships, eight Super Bowl appearances, 15 AFC West titles and 519 regular-season wins.

BRONCOS REGULAR-SEASON RECORD BY DECADE, SINCE 1960

Decade	W	L	T	Pct.	Playoff Berths	Win Rk.
1960s	39	97	4	.287	0	22nd
1970s	75	64	5	.539	3	8th
1980s	93	58	1	.615	5	4th
1990s	94	66	0	.588	5	7th
2000s	93	67	0	.581	4	6th
2010s	89	71	0	.556	5	T-8th
2020s	36	50	0	.419	1	24th
TOTALS	519	473	10	.523	23	9th

BRONCOS RANK SECOND IN SUPER BOWL APPEARANCES

Denver's eight Super Bowl appearances are tied for the second most in NFL history.

MOST SUPER BOWL APPEARANCES, NFL HISTORY

Rk.	Team	No.
1.	New England	11
2.	Denver	8
	Dallas	8
	Pittsburgh	8
	San Francisco	8

DENVER BRONCOS SUPER BOWL SEASONS/RESULTS

Season	Coach	Opponent	Result
1977	Red Miller	Dallas	L, 27-10
1986	Dan Reeves	N.Y. Giants	L, 39-20
1987	Dan Reeves	Washington	L, 42-10
1989	Dan Reeves	San Francisco	L, 55-10
1997	Mike Shanahan	Green Bay	W, 31-24
1998	Mike Shanahan	Atlanta	W, 34-19
2013	John Fox	Seattle	L, 43-8
2015	Gary Kubiak	Carolina	W, 24-10

DENVER OWNS SECOND-MOST AFC WEST CROWNS

Denver has won 15 AFC West titles since 1960, which is tied for the second most among division members.

MOST AFC WEST DIVISION TITLES, SINCE 1960

Rk.	Team	No.
1.	Kansas City	17
2.	Denver	15
	Oakland / Las Vegas	15
	S.D. / L.A. Chargers	15
5.	Seattle	2

HOME SELLOUT STREAK

Denver owns the NFL's home record sellout streak (454 games) for a single city. The streak, which includes 432 regular-season games and 22 playoff contests, began in Week 1 of the 1970 season.

LONGEST CURRENT HOME SELLOUT STREAKS IN A SINGLE CITY (INCLUDES POSTSEASON)

Rk.	Team	Date Started (Opponent)	Streak
1.	Denver	Sept. 27, 1970 (vs. Pittsburgh)	454
2.	Pittsburgh	Sept. 17, 1972 (vs. Oakland)	442
3.	N.Y. Giants	Sept. 15, 1974 (vs. Washington)	407
4.	Green Bay	Oct. 2, 1960 (vs. Detroit)	406

BRONCOS WITH NINTH-MOST WINS IN NFL SINCE 1960

The Broncos, who played their first regular season game on Friday, Sept. 9, 1960, have accumulated 542 victories (519 reg. + 23 postseason) in franchise history. Denver has produced the ninth-most regular-season wins since 1960 and is currently 1-of-12 NFL franchises in that span to reach the 500-win plateau.

Denver's Week 18 contest last season marked the 1,000th regular-season game in franchise history. At that time, they became 1-of-8 franchises since 1960 to play in at least 1,000 regular-season games.

TOTAL WINS, REGULAR SEASON, SINCE 1960

Rk.	Team	Games	Wins	Losses	Ties	Pct.
1.	Pittsburgh	1,000	571	418	11	.577
2.	Dallas	1,000	570	424	6	.573
3.	Green Bay	1,000	564	421	15	.572
4.	Kansas City	1,002	547	443	12	.552
5.	New England	1,002	546	447	9	.550
6.	Minnesota	988	538	439	11	.550
7.	San Francisco	1,000	531	458	11	.537
8.	Indianapolis	1,000	525	468	7	.529
9.	Denver	1,002	519	473	10	.523
10.	Philadelphia	1,000	513	473	14	.520

BRONCOS 1-OF-7 TEAMS WITH 300 HOME VICTORIES

The Broncos, who currently have 519 regular-season wins, also own 312 home victories in franchise history. Denver clinched its 300th home win in the 2022 season finale against the L.A. Chargers.

With 312 such victories, the Broncos are currently 1-of-7 teams with 300+ home wins since 1960.

TEAMS WITH 300 OR MORE HOME WINS, SINCE 1960

Rk.	Team	Games	Wins	Losses	Ties	Pct.
1.	Pittsburgh	500	331	164	5	.668
2.	Green Bay	501	329	164	8	.665
3.	Dallas	500	317	179	4	.639
4.	Minnesota	495	314	177	4	.639
5.	Kansas City	500	313	183	4	.631
6.	Denver	502	312	183	7	.630
7.	New England	500	304	190	6	.615

90-WIN DECADES

Since the team's inception in 1960, Denver has totaled three 90+ win decades (1980s, '90s, '00s). The Broncos join the Packers, Steelers and Dolphins as the only teams to accomplish the feat.

MOST DECADES WITH 90+ REGULAR SEASON WINS, SINCE 1960

Rk.	Team	90+ Win Decades	Decades (Win Total)
1.	Green Bay	4	'60s (96), '90s (93), '00s (95), '10s (102)
	Pittsburgh	4	'70s (99), '90s (93), '00s (103), '10s (102)
3.	Denver	3	'80s (93), '90s (94), '00s (93)
	Miami	3	'70s (104), '80s (94), '90s (95)



GEORGE PATON ENTERS FIFTH YEAR AS BRONCOS GM



George Paton, who was named general manager of the Broncos on Jan. 13, 2021, is the club's 15th top personnel executive since the franchise's inception in 1960.

<u>EXECUTIVE</u>	<u>TITLE</u>	<u>YEAR(S)</u>
Dean Griffing	General Manager	1960-61
Jack Faulkner	General Manager/Head Coach	1962-64
Fred Gehrke	Director of Player Personnel	1965-66
Lou Saban	General Manager/Head Coach	1967-71
John Ralston	General Manager/Head Coach	1972-76
Fred Gehrke	Vice President—General Manager	1977-80
Grady Alderman	General Manager	1981-82
Hein Poulus	Vice President—General Manager	1983
John Beake	General Manager	1984-98
Neal Dahlen	General Manager	1999-2001
Ted Sundquist	General Manager	2002-07
Jim Goodman	V.P. of Football Ops./Player Personnel	2008
Brian Xanders	General Manager	2009-10
John Elway	Exec. V.P. of Football Ops./GM	2011-20
George Paton	General Manager	2021-pres.

2025 BRONCOS ROOKIE DRAFT CLASS

Denver's fifth draft under General Manager George Paton saw Denver make a total of seven selections consisting of three offensive players, three defensive players and one special teamer. For the fifth time in team history and the first time since 2021, the Broncos selected a cornerback with their first-round selection.

DENVER'S 2025 DRAFT CLASS

<u>Player</u>	<u>Pos.</u>	<u>Rd. (Ovr.)</u>	<u>School</u>
Jahdae Barron	CB	1 (20)	Texas
RJ Harvey	RB	2 (60)	Central Florida
Pat Bryant	WR	3 (74)	Illinois
Sai'vion Jones	DE	3 (101)	LSU
Que Robinson	OLB	4 (134)	Alabama
Jeremy Crawshaw	P	6 (216)	Florida
Caleb Lohner	TE	7 (241)	Utah

PATON FILLS OUT BRONCOS ROSTER

The Broncos' 2025 53-man roster features 13 players (24.5%) who are new to the team.

NEW PLAYERS ON DENVER'S 53-MAN ROSTER

<u>How Acquired</u>	<u>Total</u>
NFL Draft	6
Veteran Free Agency	6
College Free Agency	1
TOTALS	13

PATON FILLS OUT BRONCOS ROSTER CONT.

NEW VETERAN PLAYERS ON DENVER'S 53-MAN ROSTER

<u>Player</u>	<u>Pos.</u>	<u>Exp.</u>	<u>How Acq.</u>	<u>Prev. Team</u>
J.K. Dobbins	RB	6	UFA (LAC)	L.A. Chargers
Sam Ehlinger	QB	4	UFA (Ind.)	Indianapolis
Evan Engram	TE	9	FA	Jacksonville
Dre Greenlaw	LB	7	UFA (S.F.)	San Francisco
Talanoa Hufanga	S	5	UFA (S.F.)	San Francisco
Trent Sherfield Sr.	WR	8	UFA (Min.)	Minnesota

ROOKIE PLAYERS ON DENVER'S 53-MAN ROSTER

<u>Player</u>	<u>Pos.</u>	<u>Rd. (Ovr.)</u>	<u>School</u>
Jahdae Barron	CB	1 (20)	Texas
Pat Bryant	WR	3 (101)	Illinois
Jeremy Crawshaw	P	6 (216)	Florida
RJ Harvey	RB	2 (60)	Central Florida
Sai'vion Jones	DE	3 (101)	LSU
Karene Reid	ILB	CFA	Utah
Que Robinson	OLB	4 (134)	Alabama

SUCCESS IN SCOUTING UNDRAFTED FREE AGENTS

In 21 of the last 22 years, at least one rookie college free agent has made the Broncos' initial 53-man roster out of training camp. This season, ILB Karene Reid became the 34th college free agent since 1997 to make the Broncos' initial roster out of camp.

In George Paton's five seasons as the team's general manager, the Broncos have kept a total of 10 undrafted free agents on the initial 53-man roster.

CFA'S SIGNED BY DENVER ON INITIAL 2025 53-MAN ROSTER

<u>Year</u>	<u>Player</u>	<u>Pos.</u>	<u>College</u>
2023	Nate Adkins	TE	South Carolina
2023	Jaleel McLaughlin	RB	Youngstown St.
2023	Alex Palczewski	T	Illinois
2024	Frank Crum	T	Wyoming
2025	Karene Reid	ILB	Utah

PATON HELPS BUILD ROSTER OF ALL PROS

The Broncos had five players named to the Associated Press All-Pro team for the 2024 season, which is tied for the second most All-Pro selections in a season in team history and most since 1996 (6 players). Three players—guard Quinn Meinerz, punt returner Marvin Mims Jr. and cornerback Pat Surtain II—were all named first team while two players—defensive lineman Zach Allen and outside linebacker Nik Bonitto—were named to the second team.

ASSOCIATED PRESS ALL PRO SELECTIONS, 2024 SEASON

<u>Player</u>	<u>Acq.</u>	<u>Career Selections</u>	<u>Team</u>
G Quinn Meinerz	D3a-'21	1	1st
PR Marvin Mims	D2-'23	2	1st
CB Pat Surtain II	D1-'21	2	1st
IDL Zach Allen	UFA (Ari.)-'23	1	2nd
OLB Nik Bonitto	D2-'22	1	2nd

2025 PRO BOWLERS

Three Broncos, all drafted by General Manager George Paton, were selected as starters for the 2025 Pro Bowl Games: outside linebacker Nik Bonitto, cornerback Pat Surtain II and return specialist Marvin Mims Jr.

DENVER'S 2025 PRO BOWL SELECTIONS

<u>Player</u>	<u>Pos.</u>	<u>How Acq.</u>	<u>Pro Bowls</u>
Nik Bonitto	OLB	D2-'22	1
Marvin Mims Jr.	RS	D2-'23	2
Pat Surtain II	CB	D1-'21	3

2025 DENVER BRONCOS WEEKLY RELEASE

SEAN PAYTON LEADS DENVER BRONCOS IN THIRD SEASON AS HEAD COACH



Sean Payton was named the 20th head coach in franchise history on Feb. 3, 2023. Below is a look at the overall records (regular season and playoffs) for all of Denver's head coaches.

OVERALL RECORDS, BRONCOS ALL-TIME HEAD COACHES

Head Coach	Years	W	L	T	Pct.
Frank Filchock	1960-61	7	20	1	.268
Jack Faulkner	1962-64	9	22	1	.297
Mac Speedie*	1964-66	6	19	1	.250
Ray Malavasi*	1966	4	8	0	.333
Lou Saban	1967-71	20	42	3	.331
Jerry Smith*	1971	2	3	0	.400
John Ralston	1972-76	34	33	3	.507
Red Miller	1977-80	42	25	0	.627
Dan Reeves	1981-92	117	79	1	.596
Wade Phillips	1993-94	16	17	0	.485
Mike Shanahan	1995-2008	146	91	0	.616
Josh McDaniels	2009-10	11	17	0	.393
Eric Studesville*	2010	1	3	0	.250
John Fox	2011-14	49	22	0	.690
Gary Kubiak	2015-16	24	11	0	.686
Vance Joseph	2017-18	11	21	0	.344
Vic Fangio	2019-21	19	30	0	.388
Nathaniel Hackett	2022	4	11	0	.267
Jerry Rosburg*	2022	1	1	0	.500
Sean Payton	2023-25	19	17	0	.528

*Interim Head Coach

BREAKDOWN OF PAYTON'S COACHING RECORD

Category	W	L	T	Pct.
Regular season record as an NFL head coach	171	106	0	.617
Postseason record as an NFL head coach	9	9	0	.500
Overall record as an NFL head coach	180	115	0	.610
Regular season record as an NFL assistant coach	70	73	1	.490
Postseason record as an NFL assistant coach	2	3	0	.400
Overall record as an NFL assistant coach	72	76	1	.487
Overall record as an NFL coach	252	191	1	.569
Regular season record as a collegiate assistant coach	44	53	4	.455
Postseason record as a collegiate assistant coach	0	0	0	—
Overall record as a collegiate assistant coach	44	53	4	.455
Overall record coaching football	296	244	5	.548

PAYTON'S YEAR-BY-YEAR NFL COACHING CAREER

Year	Position	Team	Rec.	Postseason
1997	Quarterbacks	Philadelphia	6-9-1	
1998	Quarterbacks	Philadelphia	3-13	
1999	Quarterbacks	N.Y. Giants	7-9	
2000	Offensive Coordinator	N.Y. Giants	12-4	Playoffs (2-1)
2001	Offensive Coordinator	N.Y. Giants	7-9	
2002	Offensive Coordinator	N.Y. Giants	10-6	Playoffs (0-1)
2003	Asst. Head Coach/QBs	Dallas	10-6	Playoffs (0-1)
2004	Asst. Head Coach/QBs	Dallas	6-10	
2005	Asst. Head Coach/QBs	Dallas	9-7	
2006	Head Coach	New Orleans	10-6	Playoffs (1-1)
2007	Head Coach	New Orleans	7-9	
2008	Head Coach	New Orleans	8-8	
2009	Head Coach	New Orleans	13-3	Playoffs (3-0)
2010	Head Coach	New Orleans	11-5	Playoffs (0-1)
2011	Head Coach	New Orleans	13-3	Playoffs (1-1)
2013	Head Coach	New Orleans	11-5	Playoffs (1-1)
2014	Head Coach	New Orleans	7-9	
2015	Head Coach	New Orleans	7-9	
2016	Head Coach	New Orleans	7-9	
2017	Head Coach	New Orleans	11-5	Playoffs (1-1)
2018	Head Coach	New Orleans	13-3	Playoffs (1-1)
2019	Head Coach	New Orleans	13-3	Playoffs (0-1)
2020	Head Coach	New Orleans	12-4	Playoffs (1-1)
2021	Head Coach	New Orleans	9-8	
2023	Head Coach	Denver	8-9	
2024	Head Coach	Denver	10-7	Playoffs (0-1)
2025	Head Coach	Denver	1-1	

TOTALS 241-179-1 (.574) 11-12 (.478)

PAYTON RANKS 17TH ALL-TIME IN WINS

For his career, Head Coach Sean Payton has accumulated 171 regular-season wins, including one in 2025. His 171 such victories are tied for the 17th-most among all head coaches in NFL history.

MOST WINS AMONG HEAD COACHES, REG. SEASON, NFL HISTORY

Rk.	Name	Years	Wins
1.	Don Shula+	1963-95	328
2.	George Halas+	1920-67	318
3.	Bill Belichick	1991-2023	302
4.	Andy Reid	1999-pres.	273
5.	Tom Landry+	1960-88	250
6.	Curly Lambeau+	1921-53	226
7.	Paul Brown+	1946-75	213
8.	Marty Schottenheimer	1984-2006	200
9.	Chuck Noll+	1969-1991	193
10.	Dan Reeves	1981-2003	190
11.	Chuck Knox	1973-94	186
12.	Mike Tomlin	2007-pres.	184
13.	Mike McCarthy	2006-pres.	174
14.	Jeff Fisher	1994-2016	173
	John Harbaugh	2008-pres.	173
16.	Bill Parcells+	1983-2006	172
17.	Sean Payton	2006-pres.	171
	Pete Carroll	1994-pres.	171
19.	Tom Coughlin	1995-2015	170
	Mike Shanahan	1988-2013	170

+ = Inductee into Pro Football Hall of Fame



PAYTON AMONG BEST ACTIVE HEAD COACHES



Head Coach Sean Payton has tallied 180 wins (reg. + postseason) in his career, which is the fifth-most victories among active head coaches. Additionally, his .610 overall winning percentage as a head coach ranks fourth among active coaches (min. 200 games), trailing only Andy Reid (.646), Mike Tomlin (.619) and John Harbaugh (.616).

CAREER RECORDS, ACTIVE HEAD COACHES

Rk.	Name	Regular Season	Postseason	Total
1.	Andy Reid	273-148-1	28-17	301-165-1
2.	Mike Tomlin	184-108-2	8-11	192-118-2
3.	John Harbaugh	173-105-0	13-11	186-116-0
4.	Pete Carroll	171-121-1	11-11	182-132-1
5.	Sean Payton	171-106-0	9-9	180-115-0

CHAMPIONSHIP PEDIGREE

Among active NFL head coaches, there are six who have appeared in at least three conference championship games while at the helm of their respective clubs. Broncos Head Coach Sean Payton has advanced to three NFC Championship Games in his career, tying him for fourth among active head coaches.

CONF. CHAMPIONSHIP GAMES, ACTIVE HCs

Rk.	Name	No.
1.	Andy Reid	11
2.	John Harbaugh	4
	Kyle Shanahan	4
4.	Sean Payton	3
	Jim Harbaugh	3
	Mike Tomlin	3

PLAYOFF PAYTON

Among active head coaches, Broncos Head Coach Sean Payton owns the fifth-most playoff appearances (10), and the fourth-most playoff wins (9).

MOST PLAYOFF APPEARANCES, ACTIVE HEAD COACHES

Rk.	Name	Playoff Appearances
1.	Andy Reid	20
	Mike Tomlin	12
	John Harbaugh	12
	Pete Carroll	12
5.	Sean Payton	10

MOST PLAYOFF WINS, ACTIVE HEAD COACHES

Rk.	Name	Playoff Wins
1.	Andy Reid	26
2.	John Harbaugh	12
3.	Pete Carroll	11
4.	Sean Payton	9
5.	Mike Tomlin	8

Out of the 16 active head coaches with multiple playoff appearances, Broncos Head Coach Sean Payton is 1-of-5 to guide multiple teams to the postseason (Jim Harbaugh, Pete Carroll, Dan Quinn, Andy Reid).

SEASONS WITH 10 OR MORE WINS

Head Coach Sean Payton, who has served in the role for 18 years, has led teams to 10 or more wins in a single season on 10 occasions, including in Denver in 2024. Among active coaches, Payton's 10 seasons with 10+ wins ranks fourth.

SEASONS WITH 10+ WINS, ACTIVE HEAD COACHES

Rk.	Name	Seasons
1.	Andy Reid	19
	Mike Tomlin	11
	John Harbaugh	11
4.	Sean Payton	10

65 GAMES OVER .500

Across 18 seasons as an NFL head coach, Sean Payton has amassed a 171-106 (.617) regular-season record and is currently 65 games over .500 for his career. His 65 games over .500 is fourth among active coaches, trailing only Andy Reid (125), Mike Tomlin (76) and John Harbaugh (68).

GAMES OVER .500, REG. SEASON, ACTIVE HEAD COACHES

Rk.	Name	Record	Gms over .500
1.	Andy Reid	273-148-1	125
2.	Mike Tomlin	184-108-2	76
3.	John Harbaugh	173-105-0	68
4.	Sean Payton	171-106-0	65
5.	Pete Carroll	171-121-1	50

2025 BRONCOS ASSISTANT COACHING STAFF

(S) - Sideline; (B) - Booth

OFFENSE

Joe Lombardi (B) Offensive Coordinator
 Zach Strief (S) Off. Run Game Coord./Asst. Head Coach
 Davis Webb (S) Off. Pass Game Coord./Quarterbacks
 Lou Ayeni (S) Running Backs
 Pete Carmichael (S) Senior Offensive Assistant
 Keary Colbert (S) Wide Receivers
 Zack Grossi (S) Passing Game Specialist
 Austin King (S) Tight Ends
 Chris Morgan (B) Asst. Offensive Line
 Evan Rothstein (B) Dir. of Game Management/OL Asst.
 Logan Kilgore (S) Offensive Quality Control
 Favian Upshaw (B) Offensive Quality Control

DEFENSE

Vance Joseph (S) Defensive Coordinator
 Jim Leonhard (B) Def. Pass Game Coord./Asst. Head Coach
 Jamar Cain (S) Defensive Line
 Addison Lynch (S) Cornerbacks
 Isaac Shewmaker (S) Linebackers
 Jeff Schmedding (S) Inside Linebackers
 Joe Vitt (S) Senior Defensive Assistant
 Todd Davis (B) Defensive Quality Control
 Brian Niedermeyer (B) Defensive Quality Control

SPECIAL TEAMS

Darren Rizzi (S) Special Teams Coord./Asst. Head Coach
 Marwan Maalouf (B) Asst. Special Teams
 Zach Line (S) Special Teams Quality Control

STRENGTH AND CONDITIONING

Shaun Snee (S) Director of Strength and Conditioning
 Dan Dalrymple (S) Head Strength and Conditioning
 Korey Jones (S) Assistant Strength and Conditioning
 Taylor Porter (S) Assistant Strength and Conditioning

2025 DENVER BRONCOS WEEKLY RELEASE

BRONCOS PUT ON A SHOW IN 2024



The Broncos posted 425 points during the 2024 regular season and allowed just 311 points on defense, tallying a point differential of +114. That was the seventh-best differential in the NFL and third-best mark in the AFC, behind Buffalo (+157) and Baltimore (+157).

HIGHEST POINT DIFFERENTIAL, AFC TEAMS, 2024 SEASON

Rk.	Team	Pts. For	Pts. Against	Diff.
1.	Buffalo	525	368	+157
	Baltimore	518	361	+157
3.	Denver	425	311	+114
4.	L.A. Chargers	402	301	+101
5.	Kansas City	385	326	+59

FINISHING DRIVES THE RIGHT WAY IN 2024

Denver was one of the best teams in the NFL in converting goal-to-go situations in 2024, reaching the end zone on 24-of-28 drives. Their 85.7 goal-to-go percentage was the fifth best in the NFL last year, behind only Baltimore (88.6%) among AFC teams.

HIGHEST GOAL TO GO PERC., NFL TEAMS, 2024 SEASON

Rk.	Team	GTG TDs	GTG Drives	GTG %
1.	New Orleans	17	19	.895
2.	Detroit	42	47	.894
3.	Baltimore	31	35	.886
4.	Arizona	25	29	.862
5.	Denver	24	28	.857

BRONCOS FINISH IN TOP-5 IN AFC IN 2024

The Broncos were one of the highest-scoring offenses in the AFC in 2024, totaling 432 points in the regular season. That was the fourth most in the conference, behind only Buffalo (556), Baltimore (546) and Cincinnati (472).

MOST POINTS SCORED, AFC TEAMS

Rk.	Team	Points	PPG
1.	Buffalo	556	30.9
2.	Baltimore	546	30.3
3.	Cincinnati	472	27.8
4.	Denver	432	24.0
5.	L.A. Chargers	414	23.0

NIX LEADING BRONCOS TO WINS

With quarterback Bo Nix as its starter from 2024-25, Denver has accumulated a record of 11-8 (.579) in the regular season. The team's 11 wins are the second most by a Broncos' starting quarterback through his first two seasons.

MOST WINS AS A STARTER, REG. SEASON,

FIRST TWO SEASONS, TEAM HISTORY

Rk.	Player	Wins	Loss	Ties	Win%
1.	John Elway	16	8	0	.667
2.	Bo Nix	11	8	0	.579
3.	Jay Cutler	9	12	0	.429
4.	Drew Lock	8	10	0	.444
	Trevor Siemian	8	6	0	.571

NIX'S SITUATIONAL RECORDS

Below is a look at Bo Nix's career situational records. He owns a career 11-8 (.579) regular-season record.

BO NIX CAREER SITUATIONAL RECORDS

Throws 0 TD passes.....	2-3	On Sunday.....	9-6
Throws 1+TD passes.....	9-4	On Monday.....	1-0
Throws 2+TD passes.....	6-4	On Thursday.....	1-1
Throws 3+TD passes.....	4-2	On Saturday.....	0-1
Throws 4+TD passes.....	2-0	In September.....	3-3
Throws for <200 yds.....	4-1	In October.....	3-1
Throws for 200+yds.....	7-7	In November.....	2-2
Throws for 300+yds.....	2-0	In Dec./Jan.....	3-2
Was not intercepted.....	8-2	At home.....	7-2
Was intercepted.....	3-6	On road.....	4-6
Was not sacked.....	5-1	In division.....	3-3
Was sacked.....	6-7	In conference.....	7-7
Posts 100+rating.....	4-4	Out of conference.....	4-1

NIX ONE OF THE BEST IN 2024

From Week 5 to Week 18 in 2024, quarterback Bo Nix was one of the best signal callers in the NFL, completing 293-of-429 passes for 3,115 yards with 28 touchdowns and eight interceptions (103.2 rtg.). His 28 passing touchdowns in that span were the fifth most among all NFL signal callers.

Additionally, Nix was one of the most efficient passers in that span as well, as his 103.2 passer rating was the fourth best in the NFL among quarterbacks with at least 375 attempts. Only Jared Goff (116.7), Joe Burrow (109.2) and Baker Mayfield (106.7) had a better mark.

MOST PASSING TDs, 2024 SEASON, WEEKS 5-18, NFL QBs

Rk.	Player	Team	Comp.	Att.	Yds.	TDs	INTs	Rtg.
1.	Lamar Jackson	Bal.	244	366	3,314	36	3	124.7
2.	Joe Burrow	Cin.	365	518	3,940	36	8	109.2
3.	Baker Mayfield	T.B.	316	441	3,516	33	14	106.7
4.	Jared Goff	Det.	302	415	3,614	32	8	116.7
5.	Bo Nix	Den	293	429	3,115	28	8	103.2

PASSER RTG., 2024 SEASON, WEEKS 5-18, NFL QBs, MIN. 375 ATT.

Rk.	Player	Team	Comp.	Att.	Yds.	TDs	INTs	RTg.
1.	Jared Goff	Det.	302	415	3,614	32	8	116.7
2.	Joe Burrow	Cin.	365	518	3,940	36	8	109.2
3.	Baker Mayfield	T.B.	316	441	3,516	33	14	106.7
4.	Bo Nix	Den	293	429	3,115	28	8	103.2
5.	Justin Herbert	LAC	273	413	3,292	18	2	102.9

BO KNOWS TOUCHDOWNS

Quarterback Bo Nix threw 29 touchdown passes in 2024, which was the second most by a rookie signal caller in league history. Additionally, his 376 completions also ranked third in NFL history while his 93.3 passer rating ranked second among rookies with at least 500 pass attempts.

MOST PASSING TDs BY A ROOKIE, NFL HISTORY

Rk.	Player	Season	Comp.	Att.	Yds.	TDs	INTs	Rtg.
1.	Justin Herbert	2020	396	595	4,336	31	10	98.3
2.	Bo Nix	2024	376	567	3,775	29	12	93.3
3.	Baker Mayfield	2018	293	463	3,524	27	14	93.4
4.	Peyton Manning	1998	326	575	3,739	26	28	71.2
	Russell Wilson	2012	252	393	3,118	26	10	100.0



HARD TO BRING DOWN BO



Quarterback Bo Nix has proven to be one of the hardest quarterbacks to take down in the NFL since entering the league in 2024, being sacked only 25 times while attempting 637 passes. Among signal callers with at least 500 passing attempts since the start of the 2024 season, Nix's 25 sacks are the second fewest behind only Josh Allen (16).

FEWEST SACKS TAKEN, 2024-25 SEASONS, MIN. 500 DROP BACKS,

Rk.	Player	Team	Att.	Sacks
1.	Josh Allen	Buffalo	554	16
2.	Bo Nix	Denver	637	25
3.	Lamar Jackson	Baltimore	522	28
4.	Matthew Stafford	L.A. Rams	579	32
5.	Jared Goff	Detroit	606	35

NIX TAKING IT HIMSELF

In his career, quarterback Bo Nix has totaled 468 rushing yards on 103 attempts (4.5 avg.) with four touchdowns in 19 starts. His 468 rushing yards since his rookie campaign in 2024 is the fifth most among signal callers in Broncos team history.

Additionally, his 4.5 rushing average is the second highest among Broncos quarterbacks with at least 100 rushing attempts in club annals.

MOST RUSHING YARDS, BRONCOS QBs, TEAM HISTORY

Rk.	Player	Years	Att.	Yds.	Avg.	TDs
1.	John Elway	1983-98	773	3,410	4.4	33
2.	Jake Plummer	2003-06	181	670	3.7	7
3.	Russell Wilson	2022-23	135	618	4.6	6
4.	Brian Griese	1998-2002	165	518	3.1	5
5.	Bo Nix	2024-25	103	468	4.5	4

RUSHING AVERAGE, BRONCOS QBs, MIN. 100 ATT., TEAM HISTORY

Rk.	Player	Years	Att.	Yds.	Avg.	TDs
1.	Russell Wilson	2022-23	135	618	4.6	6
2.	Bo Nix	2024-25	103	468	4.5	4
3.	John Elway	1983-98	773	3,410	4.4	33
4.	Jay Cutler	2006-08	113	423	3.7	3
5.	Jake Plummer	2003-06	181	670	3.7	7

AIR NIX



Quarterback Bo Nix was one of the best quarterbacks in the NFL in 2024 when throwing down the field, completing 27 passes with at least 20 air yards. That was the fourth-most such completions in the NFL last season, behind only Sam Darnold (34), Geno Smith (29) and Justin Herbert (28).

COMPLETIONS WITH AT LEAST 20+ AIR YARDS, 2024 REG. SEASON

Rk.	Player	Team	Comp.
1.	Sam Darnold	Min.	34
2.	Geno Smith	Sea.	29
3.	Justin Herbert	LAC	28
4.	Bo Nix	Den.	27
5.	Josh Allen	Buf.	26

AS EFFICIENT AS ALWAYS

Quarterback Bo Nix recorded seven games in 2024 with at least 200 passing yards, two passing touchdowns and no interceptions. That was the most such games by a rookie in NFL history, surpassing C.J. Stroud (2023) and Justin Herbert (2020).

GAMES WITH 200+ PASS YDS., 2+ PASS TDs, 0 INTs, ROOKIE QBs, NFL HISTORY

Rk.	Player	Season	Games
1.	Bo Nix	2024	7
2.	C.J. Stroud	2023	6
	Justin Herbert	2020	6
4.	Gardner Minshew	2019	5
	Dak Prescott	2016	5

NIX'S TRIPLE PLAY



Quarterback Bo Nix totaled five games in 2024 where he threw for at least three touchdowns, which was the most games by a rookie since Justin Herbert in 2020 (6 games). Overall, his five games with three passing scores was tied for the second-most games by a rookie in NFL history.

Additionally, Nix's 10 games with multiple passing scores was tied for the most by a rookie in NFL history with Herbert (2020).

MOST GAMES BY A ROOKIE WITH 3+ PASSING TDs, NFL HISTORY

Rk.	Player	Season	Games
1.	Justin Herbert	2020	6
2.	Bo Nix	2024	5
	Butch Songin	1960	5
4.	Five Players Tied	--	4

NIX WITH A ROOKIE YEAR TO REMEMBER

In Week 18 of 2024, quarterback Bo Nix eclipsed the 3,500 passing yards mark with his 312 yard, four-passing score performance against the Chiefs. He became just 1-of-5 rookie signal callers in league history to record at least 3,500 passing yards and 25 passing touchdowns in his debut season, joining Jayden Daniels (2024), Justin Herbert (2020), Baker Mayfield (2018) and Peyton Manning (1998).

ROOKIES WITH 3,500+ PASSING YARDS & 25+ PASSING TDs, LEAGUE HISTORY

Player	Team	Season	Yds.	TDs
Bo Nix	Denver	2024	3,775	29
Jayden Daniels	Washington	2024	3,568	25
Justin Herbert	L.A. Chargers	2020	4,336	31
Baker Mayfield	Cleveland	2018	3,524	27
Peyton Manning	Indianapolis	1998	3,739	26

BO ON POINT

In 2024, quarterback Bo Nix recorded 29 passing touchdowns while throwing only 12 interceptions. His 2.4 touchdown to interception ratio was the third best among rookie quarterbacks with at least 500 passing attempts in league history.

BEST TD/INT RATIO, ROOKIE QBs, MIN. 500 ATT., LEAGUE HISTORY

Rk.	Player	Team	Season	TDs	INTs	Ratio
1.	Caleb Williams	Chicago	2024	20	6	3.3
2.	Justin Herbert	L.A. Chargers	2020	31	10	3.1
3.	Bo Nix	Denver	2024	29	12	2.4
4.	Derek Carr	Oakland	2014	21	12	1.8
5.	Mac Jones	New England	2021	22	13	1.7

NIX TOPS THE ROOKIE CHARTS

In 2024, quarterback Bo Nix completed 376-of-567 passes (66.3%) for 3,775 yards with 29 touchdowns and 12 interceptions (93.3 rtg.) in the regular season. His 376 completions were the most by a Broncos rookie quarterback while his 66.3 completion percentage was the second highest among that group.

Additionally, his 3,775 passing yards and 29 passing touchdowns were also the most by a Broncos first-year player.

MOST PASSING TDs, BRONCOS ROOKIE QBs, TEAM HISTORY

Rk.	Player	Year	Comp.	Att.	Yds.	TDs	INTs	Rtg.
1.	Bo Nix	2024	376	567	3,775	29	12	93.3
2.	Marlin Briscoe	1968	93	224	1,589	14	13	62.9
3.	Mickey Slaughter	1963	112	223	1,689	13	14	68.8
4.	Jay Cutler	2006	81	137	1,001	9	5	88.5

MOST PASSING YARDS, BRONCOS ROOKIE QBs, TEAM HISTORY

Rk.	Player	Year	Comp.	Att.	Yds.	TDs	INTs	Rtg.
1.	Bo Nix	2024	376	567	3,775	29	12	93.3
2.	Mickey Slaughter	1963	112	223	1,689	13	14	68.8
3.	John Elway	1983	123	259	1,663	7	14	54.9
4.	Marlin Briscoe	1968	93	224	1,589	14	13	62.9
5.	Drew Lock	2019	100	156	1,020	7	3	89.7

'HERE'S THE CATCH'

Since being drafted by the Broncos in the second round (40th overall) of the 2018 NFL Draft, wide receiver Courtland Sutton has caught 386 passes in the regular season. That is the ninth most in team history and is the most since wide receiver Emmanuel Sanders caught 404 passes from 2014-19.

MOST RECEPTIONS, REG. SEASON, TEAM HISTORY

Rk.	Player	Rec.	Yds.	Avg.	TDs
1.	Rod Smith	849	11,389	13.4	68
2.	Shannon Sharpe	675	8,439	12.5	55
3.	Demaryius Thomas	665	9,055	13.6	60
4.	Lionel Taylor	543	6,872	12.7	44
5.	Ed McCaffrey	462	6,200	13.4	46
6.	Vance Johnson	415	5,695	13.7	37
7.	Emmanuel Sanders	404	5,361	13.3	28
8.	Riley Odums	396	5,755	14.5	41
9.	Courtland Sutton	386	5,407	14.0	33
10.	Steve Watson	353	6,112	17.3	36

SUTTON IN THE RECORD BOOKS

After his Week 1 performance against Tennessee where he caught six passes for 61 yards with one touchdown, wide receiver Courtland Sutton surpassed wide receiver Emmanuel Sanders for the 10th-most receiving yards in team history. Additionally, his touchdown catch tied him for the 10th-most receiving scores in team history.

MOST RECEIVING YARDS, REG. SEASON, TEAM HISTORY

Rk.	Player	Rec.	Yds.	Avg.	TDs
1.	Rod Smith	849	11,389	13.4	68
2.	Demaryius Thomas	665	9,055	13.6	60
3.	Shannon Sharpe	675	8,439	12.5	55
4.	Lionel Taylor	543	6,872	12.7	44
5.	Ed McCaffrey	462	6,200	13.4	46
6.	Steve Watson	353	6,112	17.3	36
7.	Riley Odums	396	5,755	14.5	41
8.	Vance Johnson	415	5,695	13.7	37
9.	Haven Moses	302	5,450	18.0	44
10.	Courtland Sutton	386	5,407	14.0	33

SUTTON AMONG BRONCOS BEST WRs IN FIRST 100 GAMES



Broncos wide receiver Courtland Sutton appeared in his 100th career game in Week 2 at Indianapolis. His career numbers rank near the top of all Broncos wide receivers in their first 100 regular season career games. His 5,407 receiving yards, 33 touchdowns and 386 receptions rank third among all Broncos wideouts in that span.

RECEIVING YDS., BRONCOS WRs, FIRST 100 REG. SEASON GAMES

Rk.	Player	Rec.	Yds.	Avg.	TDs
1.	Demaryius Thomas	542	7,657	14.1	52
2.	Rod Smith	439	6,442	14.7	42
3.	Courtland Sutton	386	5,407	14.0	33
4.	Steve Watson	277	4,919	17.8	30
5.	Vance Johnson	347	4,755	13.7	31

SUTTON AMONG BEST BRONCOS TO

CATCH THE DEEP BALL



Since 2018, wide receiver Courtland Sutton has made 60 "big plays receiving" (receptions of 25+ yards), which is the fourth most in team history. It is also the most since wide receiver Demaryius Thomas recorded 80 during his time in Denver from 2010-18.

Additionally, Sutton's 60 "big plays receiving" are the second most among AFC players since he entered the NFL in 2018. Only Tyreek Hill (95) has recorded more such receptions in that span.

BIG PLAYS RECEIVING (25+ YARDS), TEAM HISTORY, SINCE 1994

Rk.	Player	Years	Rec.	Yds.	Avg.	TDs	25+
1.	Rod Smith	1995-2006	849	11,389	13.4	68	86
2.	Demaryius Thomas	2010-18	665	9,055	13.6	60	80
3.	Shannon Sharpe	1990-2003	675	8,439	12.5	55	61
4.	Courtland Sutton	2018-25	386	5,407	14.0	33	60
5.	Ed McCaffrey	1995-2003	462	6,200	13.4	46	53

BIG PLAYS RECEIVING (25+ YARDS), AFC, SINCE 2018

Rk.	Player	Team	Rec.	Yds.	Avg.	TDs	25+
1.	Tyreek Hill	K.C. / Mia.	672	9,471	14.1	69	95
2.	Courtland Sutton	Den.	386	5,407	14.0	33	60
	Travis Kelce	K.C.	703	8,359	11.9	56	60
4.	Mike Williams	LAC/NYJ/Pit.	319	5,009	15.7	32	51
5.	Ja'Marr Chase	Cin.	411	5,616	13.7	47	50

SUTTON FINDING DIFFERENT WAYS TO THE END ZONE

In the Broncos' 2024 Week 9 matchup against Baltimore, wide receiver Courtland Sutton recorded his first career passing touchdown after finding quarterback Bo Nix for a two-yard score. With that pass, he became just the third wide receiver in team history to record a passing touchdown, joining wide receivers Emmanuel Sanders and Arthur Marshall.

WIDE RECEIVERS TO PASS FOR AT LEAST ONE TOUCHDOWN, TEAM HISTORY

Player	Game	TD Pass Yds.
Courtland Sutton	at Bal. (11/3/24)	2
Emmanuel Sanders	at Ari. (10/18/18)	28
Arthur Marshall	2x, last: vs. Ind. (10/3/93)	30



MR. 5,000

Wide receiver Courtland Sutton posted 355 receptions for 5,003 yards (14.1 avg.) with 29 touchdowns through the first 93 games of his career. After recording 97 receiving yards in Week 12 versus Las Vegas in 2024, Sutton surpassed 5,000 yards for his career.

Sutton became the 11th Broncos wideout—and the first since Demaryius Thomas in 2018—to accomplish the feat. Only Thomas (67) and Rod Smith (84) hit the 5,000-yard plateau in fewer games.

FASTEST PLAYERS TO 5,000 CAREER REC. YARDS, TEAM HISTORY

Rk.	Player	Games	Rec.	Yds.	Avg.	TDs
1.	Demaryius Thomas	67	336	5,087	15.1	41
2.	Rod Smith	84	332	5,043	15.2	33
3.	Courtland Sutton	93	355	5,003	14.1	29
4.	Steve Watson	102	284	5,012	17.6	31
5.	Vance Johnson	107	367	5,008	13.6	32

SUTTON KEEPS ADDING TOUCHDOWNS

In 2023, wide receiver Courtland Sutton became the first Bronco since 2015 to record double-digit touchdown catches in a season after totaling 10 catches in the end zone. In his career, Sutton has totaled 33 touchdown catches in 100 regular-season games as a Bronco, which is tied for the 10th most in team history.

Additionally, he is just 1-of-5 in the NFL players to record at least eight touchdown catches in both 2023 and 2024.

COURTLAND SUTTON'S YEAR-BY-YEAR TOUCHDOWN TOTALS

Year	Games	TDs
2018	16	4
2019	16	6
2020	1	0
2021	17	2
2022	15	2
2023	16	10
2024	17	8
2024	2	1
TOTAL	100	33

1K COURT

Finishing 2024 with 1,081 yards on 81 receptions (13.3 avg.) with eight scores, wide receiver Courtland Sutton eclipsed the 1,000 receiving yards in a season for the second time in his career. He was 1-of-24 players in 2024 to reach the 1,000-yard mark and became the 11th player in team history to hit that milestone multiple times.



COURTLAND SUTTON YEAR-BY-YEAR STATS

Season	Rec.	Yds.	Avg.	TDs
2018	42	704	16.8	4
2019	72	1,112	15.4	6
2020	3	66	22.0	0
2021	58	776	13.4	2
2022	64	829	13.0	2
2023	59	772	13.1	10
2024	81	1,081	13.3	8
2025	7	67	9.6	1
TOTALS	386	5,407	14.0	33

SUTTON SPLASHES IN POSTSEASON DEBUT

Wide receiver Courtland Sutton caught five passes for 75 yards (15.0 avg.) in his NFL playoff debut against Buffalo. His 75 yards through the air were the fourth most by a Bronco in his playoff debut in team history and the most since tight end Julius Thomas tallied 76 yards in the 2014 NFL playoffs (vs. S.D., 1/12).

MOST RECEIVING YARDS IN POSTSEASON DEBUT, TEAM HISTORY

Rk.	Player	Game (Date)	Rec.	Yds.	Avg.	TDs
1.	Demaryius Thomas	vs. Pit. (1/8/12)	4	204	51.0	1
2.	Vance Johnson	vs. N.E. (1/4/87)	4	89	22.3	1
3.	Julius Thomas	vs. S.D. (1/12/14)	6	76	12.7	0
4.	Courtland Sutton	at Buf. (1/12/25)	5	75	15.0	0
5.	Jesse Myles	at Sea. (12/24/83)	7	73	10.4	1

MIMS A THREAT DEEP



Wide receiver Marvin Mims Jr. totaled 39 receptions for 503 yards (12.9 avg.) with six touchdowns in 2024, including two scores of over 50 yards. With those touchdowns, he became the first Bronco since wide receiver Emmanuel Sanders in 2015 to record multiple receiving scores of at

least 50 yards in a season.

BRONCOS WITH MULTIPLE 50+ YARD TOUCHDOWN RECEPTIONS IN A SEASON, SINCE 2000

Player	Season	Rec. TDs
Emmanuel Sanders	2015	3
Marvin Mims Jr.	2024	2
Demaryius Thomas	2013	2
Eric Decker	2011	2
Brandon Marshall	2009	2
Eddie Royal	2008	2
Javon Walker	2006	2
Rod Smith	2004	2

ENGRAM A RELIABLE TARGET

Tight end Evan Engram, who the club signed as a free agent during the 2025 offseason, joins the Broncos as one of the most efficient players at his position since entering the NFL in 2017. Totaling 500 receptions for 4,955 yards (9.9 avg.) with 25 scores, Engram has recorded the fourth-most catches among tight ends since his rookie campaign.

Additionally, his 4,943 receiving yards are fifth most among all players at his position group in that span.

MOST RECEPTIONS, SINCE 2017, NFL TEs

Rk.	Player	Rec.	Yds.	Avg.	TDs
1.	Travis Kelce	786	9,397	12.0	64
2.	George Kittle	542	7,405	13.7	46
3.	Zach Ertz	537	5,338	9.9	42
4.	Evan Engram	500	4,955	9.9	25
5.	Mark Andrews	438	5,537	12.6	51

MOST RECEIVING YARDS, SINCE 2017, NFL TEs

Rk.	Player	Rec.	Yds.	Avg.	TDs
1.	Travis Kelce	786	9,397	12.0	64
2.	George Kittle	542	7,405	13.7	46
3.	Mark Andrews	438	5,537	12.6	51
4.	Zach Ertz	537	5,338	9.9	42
5.	Evan Engram	500	4,955	9.9	25

2025 DENVER BRONCOS WEEKLY RELEASE

ENGRAM GOING LONG

Tight end Evan Engram has totaled 29 receptions in his career that have gone for at least 25 yards, which is tied for the fifth most among all active tight ends since 2017. Only George Kittle, Travis Kelce, Mark Andrews and Darren Waller have recorded more such catches in that span.

Additionally, he has recorded 2,621 yards after the catch on 500 receptions, which is the third most among all tight ends in that span.

MOST RECEPTIONS OF 25+ YARDS, SINCE 2017, ACTIVE NFL TEs

Rk.	Player	Rec.	Yds.	25+
1.	George Kittle	542	7,405	75
2.	Travis Kelce	786	9,397	69
3.	Mark Andrews	438	5,537	43
4.	Darren Waller	338	4,021	33
5.	Evan Engram	500	4,955	29
	David Njoku	358	3,846	29

MOST YARDS AFTER THE CATCH, SINCE 2017, NFL TEs

Rk.	Player	Rec.	Yds.	YAC
1.	Travis Kelce	786	9,397	4,076
2.	George Kittle	542	7,405	3,907
3.	Evan Engram	500	4,955	2,629
4.	Jonnu Smith	316	3,349	2,122
5.	Dallas Goedert	356	4,129	2,147

ENGRAM PAST THE STICKS

Since his rookie season, tight end Evan Engram has caught 234 passes that have gone for a first down. That is the fifth-most first down catches among tight ends in that span.

MOST RECEIVING FIRST DOWNS, SINCE 2017, NFL TEs

Rk.	Player	Rec.	Yds.	1st downs
1.	Travis Kelce	786	9,397	512
2.	George Kittle	542	7,405	340
3.	Mark Andrews	438	5,537	298
4.	Zach Ertz	537	5,338	293
5.	Evan Engram	500	4,955	234

GO-TO THIRD DOWN OPTION



Since his rookie season in 2017, tight end Evan Engram has recorded 144 receptions for 1,429 yards (9.9 avg.) with nine touchdowns on third down. That is the second most receptions among all tight ends on third down, behind only Travis Kelce.

MOST RECEPTIONS ON THIRD DOWN, SINCE 2017, NFL TEs

Rk.	Player	Rec.	Yds.	Avg.	TDs
1.	Travis Kelce	172	2,252	13.1	16
2.	Evan Engram	144	1,429	9.9	9
3.	George Kittle	134	1,655	12.4	19
4.	Zach Ertz	116	1,097	9.5	13
5.	Mark Andrews	112	1,428	12.8	16

HARVEY STARTING OFF ON THE RIGHT FOOT



Running back RJ Harvey made his NFL debut in Week 1 against Tennessee, carrying the ball six times for 70 yards (11.7), including a 50-yard rush in the fourth quarter. His 70 rushing yards tied Pro Football Hall of Fame running back Terrell Davis for the fifth-most yards gained on the ground by a Bronco in his NFL debut.

Additionally, his 50-yard carry was the longest by a Broncos rookie since running back Phillip Lindsay in 2018.

RUSHING YARDS IN NFL DEBUT, TEAM HISTORY

Rk.	Player	Game (Date)	Att.	Yds.	Avg.	TDs
1.	Joe Dudek	vs. Rai. (10/12/87)	23	128	5.6	2
2.	Blake Ezore	at Ind. (10/21/90)	19	82	4.3	0
3.	Royce Freeman	vs. Sea. (9/9/18)	15	71	4.7	0
	Phillip Lindsay	vs. Sea. (9/9/18)	15	71	4.7	0
5.	RJ Harvey	vs. Ten. (9/7/25)	6	70	11.7	0
	Terrell Davis	vs. Buf. (9/3/95)	20	70	3.5	1

NO JOKE: J.K. MOVES THE BALL

Since entering the league in 2020, running back J.K. Dobbins has rushed 459 times for 2,391 yards with 23 rushing touchdowns. Among running backs with at least 400 career carries in that span, Dobbins owns the second highest rushing average (5.21) behind only Jahmyr Gibbs.



HIGHEST RUSHING AVG., SINCE 2020, NFL RBs, AT LEAST 400 CARRIES

Rk.	Player	Rsh.	Yds.	Yds./Rsh.
1.	Jahmyr Gibbs	453	2,470	5.45
2.	J.K. Dobbins	459	2,391	5.21
3.	Nick Chubb	875	4,456	5.09
4.	James Cook	567	2,814	4.96
5.	Derrick Henry	1,580	7,782	4.93

BRONCOS O-LINE CREATED A 'CONTINENTAL DIVIDE'

Denver's offensive line was one of the best in the NFL in 2024 according to *Pro Football Focus*. Among all NFL teams last year, the Broncos line ranked first in pass block efficiency (90.8) while also leading the league in pressures allowed (110) and quarterback hurries allowed (80).

HIGHEST PASS BLOCKING EFFICIENCY,

2024 SEASON REG. SEASON + POSTSEASON, PRO FOOTBALL FOCUS

Rk.	Team	Eff.
1.	Denver	90.8
2.	Tampa Bay	90.1
3.	Jacksonville	88.4
4.	Buffalo	88.0
5.	Miami	87.9
	Arizona	87.9



MEINERZ EARNS FIRST ALL-PRO NOD

Guard Quinn Meinerz was named first-team All-Pro by the Associated Press for his play during the 2024 season. His first career All-Pro honors, he became the first Broncos' offensive lineman since guard Louis Vasquez in 2013 and the fifth Broncos' offensive lineman in club history to be named first-team All-Pro by the AP.

OFFENSIVE LINEMEN TO BE NAMED FIRST-TEAM ALL-PRO,

TEAM HISTORY		
Player	Seasons	Years
G Quinn Meinerz	2024	1
G Louis Vasquez	2013	1
T Ryan Clady	2009, '12	2
C Tom Nalen	2000, '03	2
T Gary Zimmerman	1996	1

TACKLES PASS THE CENTURY MARK

Broncos offensive tackles Garrett Bolles and Mike McGlinchey are one of just two active pairs of tackles in the NFL to each start 100 games at tackle.

Bolles became just the sixth Bronco all-time to reach 100 career starts at offensive tackle and the first player in team annals to reach 100 starts at left tackle in Week 1 of the 2024 season. Currently, he has recorded the fifth-most starts (118) among any tackle in team history.



McGlinchey made his 100th career start in Week 2 of the 2025 season. After spending the first five years of his career in San Francisco, McGlinchey has started 31 games for Denver since 2023.

MOST CAREER REG. SEASON STARTS AT TACKLE, TEAM HISTORY

Rk.	Player	Years	Starts
1.	Ken Lanier	1981-94	165
2.	Matt Lepsis	1998-2007	133
3.	Dave Studdard	1979-88	124
4.	Claudie Minor	1974-82	123
5.	Garrett Bolles	2017-24	118

TEAMMATES TO START AT LEAST 100 GAMES AT TACKLE, ACTIVE PLAYERS

Team	Left Tackle	Starts	Right Tackle	Starts
Den.	Garrett Bolles	118	Mike McGlinchey	100
LAR	D.J. Humphries	100	Rob Havenstein	143

EDGES ON LOCKDOWN

Tackles Garrett Bolles and Mike McGlinchey were two of the best at their position in 2024 in pass protection, allowing pressures on just 4.5 and 5.7 percent of pass blocking snaps respectively. According to *NextGen Stats*, Bolles' 4.5 quarterback pressure percentage allowed was the lowest among NFL tackles with at least 325 pass blocking snaps while McGlinchey's 5.7 ranked fourth.

LOWEST QB PRESSURE % ALLOWED BY NFL TACKLES, 2024 SEASON,

MIN. 325 PASS BLOCK SNAPS, PER NEXTGEN STATS				
Rk.	Player	Team	QBP	QBP%
1.	Garrett Bolles	Denver	28	4.5
2.	Tristan Wirfs	Tampa Bay	28	4.7
3.	Spencer Brown	Buffalo	24	4.8
4.	Mike McGlinchey	Denver	29	5.7
5.	Terron Armstead	Miami	27	5.8

BRONCOS 'D' RECORD SETTING SEASON



In 2024, the Broncos totaled a league-high 63 sacks during the regular season, setting a new franchise record. Denver's previous franchise mark for a season was set in 1984, when the club totaled 57 sacks.

Additionally, the Broncos' six games with at least five sacks were the most in the NFL and tied for the second-most games in club annals.

MOST SACKS, 2024 SEASON

Rk.	Team	Sacks
1.	Denver	63
2.	Baltimore	54
3.	Dallas	52
4.	Minnesota	49
	Houston	49

MOST SACKS, TEAM HISTORY

Rk.	Year	Sacks
1.	2024	63
2.	1984	57
3.	2015	52
	2012	52
	1991	52

FEWER THAN 20

In Week 1, the Broncos held the Tennessee Titans to 12 points. Since 2020, Denver has held opponents to 19 points or fewer 43 times, which is the tied for the second most occurrences in the league in that span.

SINGLE GAMES SURRENDERING FEWER THAN 20 POINTS, NFL, SINCE 2020

Rk.	Team	# of Games	W-L
1.	Baltimore	44	37-7
2.	Denver	43	28-15
	Pittsburgh	43	37-5-1
4.	San Francisco	40	35-5
5.	Kansas City	38	38-0
	Buffalo	38	36-2

BRONCOS DEFENSE STARTS OUT STRONG

In Week 1 against the Titans, Denver's defense allowed only 133 net yards of offense, including 71 rushing yards and 62 net passing yards. That is the fewest total yards of offense allowed by the team in a season opener in club history.

The Broncos also limited Tennessee to 2-of-14 (14.3%) on third downs while allowing just seven first downs, the fewest by the club in a Week 1 matchup.

FEWEST YARDS ALLOWED IN SEASON OPENER, TEAM HISTORY

Game (Date)	Yds. Allowed
vs. Ten. (9/7/25)	133
at Buf. (9/20/70)	149
vs. Oak. (9/6/81)	165
vs. Bal. (9/13/15)	173
at Buf. (9/9/07)	184

2025 DENVER BRONCOS WEEKLY RELEASE

TOUGH ON THIRD DOWN



Denver's defense has allowed opposing offenses to convert on just 8-of-27 third down chances so far in 2025. Through Week 2, their 29.6 third down percentage ranks second among all NFL teams.

THIRD DOWN PERCENTAGE, NFL TEAMS, 2025 SEASON

Rk.	Team	3rd Conv.	3rd Att.	3rd%
1.	Buffalo	6	22	27.3
2.	Denver	8	27	29.6
3.	Chicago	7	22	31.8
4.	Las Vegas	8	25	32.0
5.	Washington	9	28	32.1

SHUTTING OPPONENTS DOWN IN THE RED ZONE

So far in 2025, the Broncos have allowed opponents to score on only two of their eight red zone trips. Among all NFL teams this season, their 25.0 red zone defensive percentage is tied for the second-best mark.

RED ZONE PERCENTAGE, NFL TEAMS, 2025 SEASON

Rk.	Team	RZ Conv.	RZ Att.	RZ%
1.	L.A. Chargers	1	6	16.7
2.	Denver	2	8	25.0
	L.A. Rams	1	4	25.0
	Tampa Bay	1	4	25.0
5.	Las Vegas	2	6	33.3

GETTING TO THE QB



Through two games this season, Denver's defense has totaled seven quarterback sacks for 60 total yards. Among all NFL teams, the club's seven sacks is tied for the fifth most while their 60 yards lost are the second most.

MOST SACKS, 2025 SEASON

Rk.	Team	Sacks	Yds.
1.	New England	9.0	47.0
2.	Green Bay	8.0	46.0
	New Orleans	8.0	45.0
	L.A. Rams	8.0	69.0
5.	Denver	7.0	60.0
	Atlanta	7.0	46.0
	Houston	7.0	45.0

BRONCOS REIN IN OPPOSING OFFENSES IN 2024

In 2024, the Broncos allowed 311 points in 17 games, averaging 18.3 points allowed per game. That was the second-best mark in the conference and third-best mark in the NFL, behind the Chargers (17.6) and Eagles (17.8).

POINTS ALLOWED PER GAME, NFL TEAMS, 2024 SEASON

Rk.	Team	Games	Points	PPG
1.	L.A. Chargers	17	301	17.7
2.	Philadelphia	17	303	17.8
3.	Denver	17	311	18.3
4.	Kansas City	17	326	19.2
5.	Minnesota	17	332	19.5

SURTAIN WINS 2024 ASSOCIATED PRESS

DEFENSIVE PLAYER OF THE YEAR



Cornerback Pat Surtain II was named the top defensive player in the NFL in 2024 when he was named the Associated Press Defensive Player of the Year. He became just the seventh cornerback in league history—and first since 2019—to be named the top defensive player of the season.

Additionally, he became just the second player in team history to earn the honor, joining Pro Football Hall of Fame linebacker Randy Gradishar, who was named Defensive Player of the Year in 1978.

On the season, he started all 16 games played and totaled 45 tackles (34 solo), four interceptions (132 yds., 1 TD), 11 passes defended, one forced fumble and one fumble recovery. Additionally, he allowed the fewest passing yards (306) and second-lowest passer rating when targeted (59.1) among cornerbacks with at least 375 coverage snaps per *NextGen Stats*.

CORNERBACKS TO WIN ASSOCIATED PRESS DEFENSIVE

PLAYER OF THE YEAR, NFL HISTORY

Player	Year
Pat Surtain II	2024
Stephon Gilmore	2019
Charles Woodson [^]	2009
Deion Sanders [^]	1994
Rod Woodson [^]	1993
Lester Hayes	1980
Mel Blount [^]	1975

[^]Pro Football Hall of Famer

PLAYERS TO WIN ASSOCIATED PRESS DEFENSIVE

PLAYER OF THE YEAR, TEAM HISTORY

Player	Pos.	Year
Pat Surtain II	CB	2024
Randy Gradishar [^]	LB	1978

[^]Pro Football Hall of Famer



ALL-PRO PAT



In his fourth professional season, Broncos cornerback Pat Surtain II earned his second career first-team All-Pro honors from the Associated Press. He totaled 45 tackles (34 solo), four interceptions (132 yds., 1 TD), 11 passes defensed, one forced fumble and one fumble recovery.

With the selection, Surtain became just the third Broncos cornerback to earn multiple first-team All-Pro accolades in his career. He's also the third defensive player in franchise history to be named first-team All-Pro multiple times by the AP within his first four seasons.

CORNERBACKS WITH MULTIPLE FIRST-TEAM ALL-PRO

SELECTIONS, TEAM HISTORY		
Player	No.	Years
Champ Bailey [^]	3	2004-06
Pat Surtain II	2	2022, '24
Louis Wright	2	1978-79

[^]Pro Football Hall of Famer

DEFENSIVE PLAYERS TO EARN MULTIPLE FIRST-TEAM ALL-PRO HONORS, FIRST FOUR SEASONS, TEAM HISTORY

Player	Pos.	No.	Years
Pat Surtain II	CB	2	2022, '24
Steve Atwater [^]	S	2	1991-92
Karl Mecklenburg	LB	2	1985-86

[^]Pro Football Hall of Famer

PAT BACK IN ORLANDO

Cornerback Pat Surtain II earned his third Pro Bowl nod for his performance during the 2024 season, becoming the second Broncos cornerback to earn multiple Pro Bowl nods in his first four seasons. He is also the fifth corner in franchise history to be named a Pro Bowler in three consecutive seasons.

BRONCOS CORNERBACKS WITH MULTIPLE PRO BOWL

SELECTIONS IN FIRST FOUR SEASONS		
Player	No.	Years
Pat Surtain II	3	2022-24
Willie Brown [^]	2*	1964-65

[^]Pro Football Hall of Famer; *AFL All-Star selections

BRONCOS CBs NAMED TO PRO BOWL IN CONSECUTIVE YEARS

Player	Years
Louis Wright	1977-79
Champ Bailey [^]	2004-07, '09-12
Chris Harris Jr.	2014-16
Aqib Talib	2014-17
Pat Surtain II	2022-24

[^]Pro Football Hall of Famer; *AFL All-Star selections

TIGHT IN COVERAGE

Through two games this year, cornerback Pat Surtain II has been one of the best cornerbacks to force tight coverage on opposing wide receivers. Among corners with at least 70 coverage snaps through two games this season, Surtain's 70.0 tight window percentage is the highest.

HIGHEST TIGHT WINDOW %, NFL CBs, MIN. 70 COV. SNAPS,

2025 SEASON, PER NEXTGEN STATS

Rk.	Player	Team	TW%
1.	Pat Surtain II	Denver	70.0
2.	Carrington Valentine	Green Bay	55.6
3.	Tariq Woolen	Seattle	42.9
4.	Keisean Nixon	Green Bay	40.0
5.	Carlton Davis III	New England	37.5

SURTAIN LOCKED UP OPPONENTS IN 2024

According to *NextGen Stats*, cornerback Pat Surtain II was one of the best in coverage in 2024. Among those at his position, he surrendered the fewest receiving yards (306) (min. 375 coverage snaps) while also allowing the second-lowest passer rating when targeted (59.1) among cornerbacks (min. 375 coverage snaps).

FEWEST REC. YDS. ALLOWED BY A CB (MIN. 375 COVERAGE SNAPS),

2024 SEASON, PER NEXTGEN STATS

Rk.	Player	Team	Rec.	Yds.
1.	Pat Surtain II	Denver	35	306
2.	Christian Benford	Buffalo	36	320
3.	D.J. Reed	N.Y. Jets	33	369
4.	Tariq Woolen	Seattle	32	381
5.	Nate Wiggins	Baltimore	32	387


LOWEST PASSER RATING ALLOWED BY A CB (MIN. 375 COV. SNAPS),

2024 SEASON, PER NEXTGEN STATS

Rk.	Player	Team	Yds.	Rtg.
1.	Derek Stingley Jr.	Houston	444	56.9
2.	Pat Surtain II	Denver	306	59.1
3.	Nate Wiggins	Baltimore	387	59.7
4.	Kamari Lassiter	Houston	423	67.2
5.	Christian Gonzalez	New England	507	69.3

STANDING 'PAT' AGAINST RECEIVERS

According to *NextGen Stats*, cornerback Pat Surtain II's 2024 season was one of the best for a coverage corner since the system first started tracking yards allowed. Surtain's 306 yards allowed when targeted last season were the second fewest any cornerback with at least 500 coverage snaps has given up since the stat was first recorded by the site in 2016.



FEWEST REC. YARDS ALLOWED IN A SEASON, NFL CBs,

SINCE 2016, MIN. 500 COV. SNAPS, PER NEXTGEN STATS

Rk.	Player	Season	Team	Games	Yds.
1.	A.J. Terrell	2021	Atlanta	17	297
2.	Pat Surtain II	2024	Denver	17	306
3.	Patrick Peterson	2018	Arizona	16	313
4.	Chris Harris	2016	Denver	16	336
5.	Jalen Ramsey	2020	L.A. Rams	16	350

2025 DENVER BRONCOS WEEKLY RELEASE

NO 'SURTAIN' THING ABOUT IT

In 2024, cornerback Pat Surtain II was targeted 56 times over 516 coverage snaps and allowed just 306 yards on 35 receptions, per *NextGen Stats*. Among all cornerbacks with at least 375 coverage snaps last year, Surtain averaged the lowest average EPA when targeted, recording a -0.43 mark.

LOWEST EPA/TARGET, NFL CBs, MIN. 375 COV. SNAPS,

2024 SEASON, PER NEXTGEN STATS

Rk.	Player	Team	EPA/Target
1.	Pat Surtain II	Denver	-0.43
2.	Nate Wiggins	Baltimore	-0.42
3.	Tarheeb Still	L.A. Chargers	-0.24
4.	Derek Stingley Jr.	Houston	-0.22
5.	Byron Murphy	Minnesota	-0.19

SURTAIN KNOCKING IT OUT OF THE AIR

In his first five seasons in the NFL, cornerback Pat Surtain II has produced a total of 49 passes defensed. In his first 68 career games (67 starts), Surtain's 49 pass breakups are tied for the most amongst all Broncos in that span.

MOST PASSES DEF., FIRST 68 REG. SEASON GAMES, TEAM HISTORY

Rk.	Player	Years	PDs
1.	Pat Surtain II	2021-25	49
	Bradley Roby	2014-17	49
	Chris Harris Jr.	2011-14	49
4.	Kelly Herndon	2002-04	41
5.	Deltha O'Neal	2000-03	39

P2 SAYS NO

Totaling 49 passes defensed since being drafted by Denver with the ninth overall pick of the 2021 NFL Draft, cornerback Pat Surtain II is the first Bronco since at least 1999 to record double-digit PDs in each of his first four seasons. Additionally, Surtain is the second NFL player since 2018 to accomplish the feat.

SEASONS WITH 10+ PDs, FIRST FOUR SEASONS, TEAM HISTORY

Rk.	Player	Years	No.
1.	Pat Surtain II	2021-24	4
2.	Bradley Roby	2014-15	3
3.	Kelly Herndon	2003-04	2
	Chris Harris Jr.	2013-14	2

SEASONS WITH 10+ PDs, NFL CBs, FIRST FOUR SEASONS, SINCE 2018

Player	Years	Team	No.
Pat Surtain II	2021-24	Broncos	4
Denzel Ward	2018-20	Browns	4

SURTAIN AND HUFANGA AMONG TOP-5 WITH MOST INTs AMONG DRAFT CLASS

Cornerback Pat Surtain II has recorded 11 interceptions (199 yds.), including four during the 2024 season. His 11 picks are the most by any player who was selected in the 2021 NFL Draft.

Additionally, safety Talanoa Hufanga has combined for seven interceptions (109 yds.). That is the fifth most among all players drafted in the 2021 NFL Draft.

MOST INTERCEPTIONS BY A PLAYER SELECTED IN 2021 NFL DRAFT

Rk.	Player	Team	INTs	Yds.
1.	Pat Surtain II	Den.	11	199
2.	Paulson Adebo	N.O.	10	150
	Camryn Bynum	Min./Ind.	10	61
4.	Andre Cisco	Jac./NYJ	8	158
5.	Talanoa Hufanga	S.F./Den.	7	109

SURTAIN AND HUFANGA TOP OF THE CLASS

Only three defensive players from the 2021 NFL Draft Class have been named first team All-Pro by the Associated Press. Cornerback Pat Surtain II has been named first team All-Pro twice in his career—earning the honor in 2022 and 2024—while safety Talanoa Hufanga was named first-team All-Pro in 2022.

DEFENSIVE PLAYERS TO BE NAMED AP FIRST-TEAM ALL-PRO,

2021 DRAFT CLASS

Player	Years	All Pros
Pat Surtain II	2	2022, '24
Micah Parsons	2	2021-22
Talanoa Hufanga	1	2022

BRINGING THE BOOM



Through two games this season, safety Talanoa Hufanga has totaled 21 combined tackles (12 solo), including 10 tackles (5 solo) in Week 2 at Indianapolis. His 21 tackles thus far are the most among all safeties in the NFL this season.

MOST TACKLES, NFL SAFETIES, 2025 SEASON

Rk.	Player	Team	Solo	Asst.	Total
1.	Talanoa Hufanga	Denver	12	9	21
2.	Tre'von Moehrig	Carolina	14	6	20
3.	Budda Baker	Arizona	9	9	18
	Jalen Thompson	Arizona	10	8	18
5.	Kam Curl	L.A. Rams	13	4	17
	Tykee Smith	Tampa Bay	11	6	17

JONES BECOMING A PLAYMAKER

In his first season with the Broncos in 2024, safety Brandon Jones solidified himself as a playmaker in the secondary, recording three interceptions and 115 tackles (79 solo). He was just 1-of-3 players in 2024 to total at least 115 tackles and three interceptions.

PLAYERS WITH 115+ TACKLES & 3 INTS, 2024 SEASON

Player	Team	Tackles	INTs
Nick Cross	Indianapolis	145	3
Xavier Woods	Carolina	119	3
Brandon Jones	Denver	115	3

JONES AMONG BRONCOS GREATS

Safety Brandon Jones totaled 115 tackles (79 solo) during his first season in Denver in 2024, becoming just the sixth Broncos safety since 1990 to record at least 100 tackles and three interceptions. He also became the first player at his position to do so since Pro Football Hall of Fame safety Steve Atwater in 1995.

BRONCOS SAFETIES WITH 100+ TACKLES & 3 INTS, SINCE 1990

Player	Season	Tackles	INTs
Brandon Jones	2024	115	3
Steve Atwater	1995	103	3
Tyrone Braxton	1993	111	3
Dennis Smith	1992	120	4
Steve Atwater	1991	150	5
Dennis Smith	1991	110	5



LOCKE CLIMBING THE CHARTS



In his sixth season in the NFL, safety P.J. Locke has recorded 138 tackles (91 solo), four sacks (44 yds.), one interception (14 yds.), nine passes defended and four forced fumbles in his career. His four sacks are the 10th most by a Broncos safety in team history.

MOST SACKS, BRONCOS SAFETIES, TEAM HISTORY

Rk.	Player	Years	Sacks
1.	Dennis Smith	1981-94	15
2.	Randy Robbins	1984-91	8
3.	John Lynch	2004-07	7
4.	Eric Brown	1998-2001	5.5
5.	Steve Atwater	1989-98	5
	Brian Dawkins	2009-11	5
	Kenoy Kennedy	2000-04	5
	T.J. Ward	2014-16	5
9.	Justin Simmons	2016-23	4.5
10.	P.J. Locke	2020-24	4

McMILLIAN NOT AFRAID TO MIX IT UP

In his first four seasons, cornerback Ja'Quan McMillian has recorded 142 tackles (106 solo), four sacks (31 yds.), four interceptions (58 yds., 1 TD), 14 passes defended, four forced fumbles, two fumble recoveries and 12 tackles for loss. His 12 tackles for loss are the third most by a Broncos cornerback in team history, behind only Chris Harris Jr. (23) and Champ Bailey (13).

MOST TFLs BY A CB, TEAM HISTORY

Rk.	Player	Years	TFLs
1.	Chris Harris Jr.	2011-19	23
2.	Champ Bailey	2004-13	13
3.	Ja'Quan McMillian	2022-25	12
4.	Bradley Roby	2014-18	8
5.	Aqib Talib	2014-17	5

McMILLIAN AN UNDRAFTED GEM



In his first 36 career games, cornerback Ja'Quan McMillian has totaled 142 tackles. That is the second most by a Broncos undrafted defensive back in that span, behind only cornerback Chris Harris Jr. (151).

MOST TACKLES BY A BRONCOS UNDRAFTED DB, FIRST 36 GAMES

Rk.	Player	Seasons	Tackles
1.	Chris Harris Jr.	2011-13	151
2.	Ja'Quan McMillian	2022-24	142
3.	Kelly Herndon	2002-04	102
4.	Lenny Walls	2002-04	87
5.	Duke Ihenacho	2012-13	75

ALL-PRO ALLEN



Defensive lineman Zach Allen earned his first All-Pro honors from the Associated Press in 2024 after being named to the second team. He became the eighth defensive lineman in team history to be named All-Pro from the AP (since 1974) and the first since defensive tackle Trevor Pryce in 2001.

DEFENSIVE LINEMEN NAMED TO AP ALL-PRO TEAM, TEAM HISTORY,

Player	SINCE 1974	
	Honors	Seasons
Zach Allen	1	2024
Trevor Pryce	2	1999, 2001
Alfred Williams	1	1996
Greg Kragen	1	1992
Rulon Jones	2	1985-86
Lyle Alzado	2	1977-78
Paul Smith	1	1973
Rich Jackson	1	1970

SETTING A BRICK WALL

In 2025, defensive lineman Zach Allen has totaled six stops on 97 defensive snaps for a stop percentage of 6.2 percent, according to NextGen Stats. That is the fourth highest stop percentage among NFL interior defensive linemen with at least 90 defensive snaps.



STOP %, INTERIOR DEF. LINEMAN, 2025 SEASON, MIN. 90 SNAPS, PER NEXTGEN STATS

Rk.	Player	Team	Stop%
1.	Leonard Williams	Seattle	9.8
2.	Byron Murphy	Seattle	7.4
3.	Jonathan Allen	Minnesota	7.2
4.	Zach Allen	Denver	6.2
5.	Dexter Lawrence	N.Y. Giants	5.9
	Adam Butler	Las Vegas	5.9

UNDER PRESSURE

In 16 games last year, defensive lineman Zach Allen totaled 67 quarterback pressures, according to NextGen Stats. That was the 10th most in the entire NFL and was the most by any interior defensive lineman.

MOST QB PRESSURES BY NFL DL, 2024 SEASON, PER NEXTGEN STATS

Rk.	Player	Team	Pressures
1.	Zach Allen	Denver	67
2.	Chris Jones	Kansas City	61
3.	Osa Odighizuwa	Dallas	54
4.	Leonard Williams	Seattle	50
5.	Quinnen Williams	N.Y. Jets	49

2025 DENVER BRONCOS WEEKLY RELEASE

ZACH ATTACK

Defensive lineman Zach Allen has appeared in 80 regular-season games (70 starts) since entering the NFL. He has recorded 265 tackles (140 solo), 26.0 sacks (165.5 yds.), one interception (25 yds.), 17 passes defended, one forced fumble and three fumble recoveries in his career.

Among active interior defensive linemen since the start of 2020, Allen is 1-of-6 players to accumulate totals at least 25 sacks and 15 PDs.

ACTIVE DLs W/ AT LEAST 25 SACKS & 15 PDS, SINCE 2020

Rk.	Player	Team	Sacks	Yds.	PDs
1.	Chris Jones	K.C.	47.5	293.5	17
2.	DeForest Buckner	Ind.	39.0	272.0	17
3.	Cameron Heyward	Pit.	34.5	232.5	30
4.	Jeffery Simmons	Ten.	30.5	235.5	23
5.	Daron Payne	Was.	28.0	190.5	17
6.	Zach Allen	Ari. / Den.	26.0	154.5	17

'ALLEN' A DAY'S WORK

In 2024, defensive lineman Zach Allen tied for the fourth-most sacks (8.5) among all interior defensive linemen, including recording a career-high 3.5 sacks in Week 17 against Cincinnati. Additionally, Allen totaled 3.5 sacks when double teamed by opposing offenses last year, which was the third most among all defensive linemen in the NFL.

MOST SACKS BY AN INTERIOR DEF. LINEMAN, 2024 SEASON,

PER NEXTGEN STATS

Rk.	Player	Team	Sacks
1.	Leonard Williams	Seattle	11.0
2.	Zach Sieler	Miami	10.0
3.	Dexter Lawrence	N.Y. Giants	9.0
4.	Zach Allen	Denver	8.5
	Braden Fiske	L.A. Rams	8.5

JOINING THE ELITE

In 2024, defensive lineman Zach Allen led the NFL with 40 quarterback hits, becoming just the fifth player since 2006 to reach that number. Only J.J. Watt (four times), T.J. Watt, Nick Bosa and Aaron Donald have reached 40 quarterback hits in a single season in that span.

PLAYERS WITH AT LEAST 40 QB HITS IN A SEASON, SINCE 2006

Player	# of Seasons
J.J. Watt	4
T.J. Watt	1
Nick Bosa	1
Aaron Donald	1
Zach Allen	1

CAN'T STOP ZACH

In 16 games played in 2024, defensive lineman Zach Allen was one of the most disruptive players along the interior defensive line in the NFL. According to *Pro Football Focus*, Allen earned an 11.5 pass rush win percentage, which was the fourth highest among interior NFL defensive linemen with at least 500 pass rush snaps.

PASS RUSH WIN PERCENTAGE, INTERIOR DEFENSIVE LINEMEN,

MIN. 500 PASS RUSH SNAPS, 2024 SEASON, PER PRO FOOTBALL FOCUS

Rk.	Player	Team	Win %
1.	Chris Jones	Kansas City	18.1
2.	Osa Odighizuwa	Dallas	15.1
3.	Jalen Carter	Philadelphia	12.2
4.	Zach Allen	Denver	11.5
5.	Nnamdi Madubuike	Baltimore	11.1

FORCE IN THE BACKFIELD

With two tackles for loss in the 2024 Week 17 matchup against Cincinnati, defensive lineman Zach Allen increased his season total to 15 tackles for loss. That was the most by any Broncos defensive lineman in a season since the stat was first tracked in 2008.

MOST TACKLES FOR LOSS IN A SEASON,

BRONCOS DEFENSIVE LINEMEN, SINCE 2008

Rk.	Player	Season	TFLs
1.	Zach Allen	2024	15
2.	Elvis Dumervil	2009	14
3.	Malik Jackson	2013	11
4.	Elvis Dumervil	2011	10
	Jason Hunter	2010	10

FRANKLIN-MYERS UPPING THE PRESSURE

Denver's interior defensive line was among the league's best in 2024 in providing pressure on opposing quarterbacks. Within that room, defensive end John Franklin-Myers (12.6%) had the highest quarterback pressure percentage and defensive lineman Zach Allen (11.3%) had the fifth-highest mark among interior defensive linemen with at least 475 snaps, per *NextGen Stats*.

HIGHEST QB PRESSURE % BY INTERIOR DL,

MIN. 475 DEFENSIVE SNAPS, 2024 SEASON, PER NEXTGEN STATS

Rk.	Player	Team	QBP	QBP%
1.	John Franklin-Myers	Denver	44	12.6
2.	Chris Jones	Kansas City	61	12.0
	Quinnen Williams	N.Y. Jets	49	12.0
4.	DeForest Buckner	Indianapolis	37	11.7
5.	Zach Allen	Denver	67	11.3

D-LINE PUTTING A STOP TO THE RUN

In 2024, the Broncos defensive line featured some of the best players at their position at stifling the rushing attack of the opposing team. Per *NextGen Stats*, defensive lineman Zach Allen and defensive tackle Malcolm Roach (6.5) were tied for the second-highest stuff percentage among defensive linemen with at least 150 defensive snaps while defensive tackle D.J. Jones (6.0) ranked fifth.

HIGHEST RUN STUFF %, NFL DLs, MIN. 150 DEF. SNAPS,

2024 SEASON, PER NEXTGEN STATS

Rk.	Player	Team	Stuffs	Stuff%
1.	Grover Stewart	Indianapolis	23	6.7
2.	Zach Allen	Denver	20	6.5
	Malcolm Roach	Denver	13	6.5
4.	Travis Jones	Baltimore	12	6.1
5.	D.J. Jones	Denver	12	6.0

DOMINANT DRE

From 2022-23, inside linebacker Dre Greenlaw totaled 291 tackles (183 solo) and 13 passes defended in the regular season and post-season combined. He is just 1-of-9 players to record at least 290 tackles and double-digit passes defended in that span.

PLAYERS WITH 290+ TACKLES, 10+ PDS,

REG. SEASON + POSTSEASON, 2022-23

Player	Teams	Tackles	PDs
Foye Oluokun	Jac.	384	11
Roquan Smith	Chi./Bal.	358	14
Zaire Franklin	Ind.	345	12
T.J. Edwards	Phi./Chi.	325	15
Fred Warner	S.F.	318	23
C.J. Mosley	NYJ	310	14
Bobby Okereke	Ind./NYG	298	15
Dre Greenlaw	S.F.	291	13
Lavonte David	T.B.	290	10



GREENLAW A POSTSEASON STAPLE



Since his first postseason appearance in 2019, inside linebacker Dre Greenlaw has tallied 72 tackles in the playoffs. Among all NFL players, that is the fifth-most takedowns in that span, behind only Fred Warner (97), Nick Bolton (81), L'Jarius Sneed (75) and Matt Milano (73).

MOST TACKLES IN THE POSTSEASON, SINCE 2019

Rk.	Player	Teams	Tackles
1.	Fred Warner	S.F.	97
2.	Nick Bolton	K.C.	81
3.	L'Jarius Sneed	K.C./Ten.	75
4.	Matt Milano	Buf.	73
5.	Dre Greenlaw	S.F.	72

SINGLETON A TACKLING MACHINE

From 2020-23, inside linebacker Alex Singleton appeared in 66 games (47 starts) and totaled 571 tackles (345 solo). Singleton's 571 tackles in that span ranked fourth in the NFL.

Singleton was 1-of-9 players to record 100 or more tackles in each of those four seasons, including a single-season career high 175 in 2023.

MOST DEFENSIVE TACKLES, 2020-23

Rk.	Player	Team	Tkls
1.	Foye Oluokun	Atl. / Jac.	666
2.	Bobby Wagner	Sea. / LAR	631
3.	Roquan Smith	Chi. / Bal.	629
4.	Alex Singleton	Phi. / Den.	571
5.	Fred Warner	S.F.	524

SINGLETON ECLIPSES BRONCOS' SINGLE-SEASON

TACKLE RECORD



In 2023, inside linebacker Alex Singleton recorded 175 tackles (105 solo), setting a new franchise mark for most tackles in a season since at least 1991 (according to press box stats). The previous mark was set by linebacker Michael Brooks (170) in 1992.

BRONCOS MOST TACKLES, SINGLE SEASONS, SINCE AT LEAST 1991

Rk.	Player	Year	Solo	Asst.	Total
1.	Alex Singleton	2023	105	70	175
2.	Michael Brooks	1992	109	61	170
3.	Michael Brooks	1991	96	57	153
4.	Alex Singleton	2022	92	60	152
5.	Steve Atwater	1992	73	78	151

COOPER: MOST SACKS OF ANY SEVENTH-ROUND DRAFT PICK SINCE 2019



Outside linebacker Jonathon Cooper, who was selected by the Broncos in the seventh round (239th overall) of the 2021 NFL Draft, has accumulated 24.5 sacks (157.0 yds.) in 66 career games played (50 starts). During the 2024 regular season, Cooper recorded 10.5 sacks (50.5 yds.), eclipsing the double-digit sack mark for the first time in his career.

Among players selected in the seventh round of an NFL Draft since 2019, Cooper's 24.5 sacks are the most.

MOST SACKS BY A PLAYER SELECTED IN THE SEVENTH ROUND OF AN NFL DRAFT, SINCE 2019

Rk.	Player	Draft Yr.	Rd. (Pick)	Sacks
1.	Jonathon Cooper	2021	7 (239)	24.5
2.	Kaden Elliss	2019	7 (244)	17.0
3.	James Smith-Williams	2020	7 (229)	8.0
4.	Casey Toohill	2020	7 (233)	8.0
5.	Kamren Curl	2020	7 (216)	7.0

COOPER A SEVENTH-ROUND STEAL

Signed by the Broncos to a four-year extension during the 2024 season, outside linebacker Jonathon Cooper has accumulated 24.5 sacks (157.0 yds.) since entering the NFL in 2021. His 24.5 career sacks are the third most by a player in a Broncos uniform who was selected in the seventh round or later of an NFL Draft.

MOST CAREER SACKS, PLAYERS SELECTED IN THE SEVENTH ROUND OR LATER, TEAM HISTORY

Rk.	Player	Yr. Drafted	Rd. (Pick)	Sacks	Yds.
1.	Karl Mecklenburg	1983	12 (310)	79.0	179.0
2.	Maa Tanuvasa	1993	13 (209)	33.0	195.0
3.	Jonathon Cooper	2021	7 (239)	24.5	157.0
4.	Shelby Harris	2014	7 (235)	21.5	138.5
5.	Ken Woodard	1982	10 (274)	11.0	N/A

JOINING ELITE COMPANY


Since the start of the 2023 season, outside linebacker Jonathon Cooper has totaled 134 tackles (80 solo) and 20.0 sacks (122.0 yds.) in 36 games played. He is just 1-of-5 players in the NFL to record at least 130 tackles and 20 sacks in that span, joining defensive end Maxx Crosby, defensive end Danielle Hunter, linebacker Harold Landry III and outside linebacker T.J. Watt.

PLAYERS WITH 20+ SACKS, 130+ TACKLES, SINCE 2023

Player	Team	Sacks	Tackles
Harold Landry III	Tennessee	23.0	149
Maxx Crosby	Las Vegas	23.0	142
T.J. Watt	Pittsburgh	30.5	138
Danielle Hunter	Houston	30.5	137
Jonathon Cooper	Denver	20.0	134

2025 DENVER BRONCOS WEEKLY RELEASE

BONITTO NAMED ALL-PRO FOR FIRST TIME



Earning his first Pro Bowl honors in 2024, outside linebacker Nik Bonitto was also named second-team All-Pro by the Associated Press for the first time in his career last year. He became the sixth Bronco to be honored as an edge rusher since the AP first started naming All-Pros.

BRONCOS EDGE RUSHERS NAMED ALL-PRO BY AP, TEAM HISTORY, SINCE 1974

Player	No.	Years
Nik Bonitto	1	2024
Von Miller	6	2012, '14-18
Elvis Dumervil	1	2009
John Mobley	1	1997
Bob Swenson	1	1981
Tom Jackson	2	1977-78

CASA BONITTO TO THE PRO BOWL

In his third season, outside linebacker Nik Bonitto was named to his first career Pro Bowl after totaling 48 tackles (33 solo), a team-high 13.5 sacks (88.5 yds.), one interception (71 yds., 1 TD), four passes defended, two forced fumbles and one fumble recovery (50 yds., 1 TD).

He became the seventh linebacker in team history to be named to the Pro Bowl within his first three seasons and the first to do so since Bradley Chubb in 2020.

BRONCOS LINEBACKERS WITH AT LEAST ONE PRO BOWL SELECTION IN FIRST THREE SEASONS

Player	No.	Years
Von Miller	2	2011-12
Nik Bonitto	1	2024
Bradley Chubb	1	2020
Ian Gold	1	2001
Al Wilson	1	2001
Karl Mecklenburg	1	1985
Randy Gradishar [^]	1	1975

[^]Pro Football Hall of Famer

BUILT UNDER PRESSURE

Through two games this season, outside linebacker Nik Bonitto has registered 15 quarterback pressures, according to *NextGen Stats*. That is the most pressures among all NFL players this year, and his 35.7 pressure percentage ranks first among players with at least 30 pass rush snaps.

MOST QB PRESSURES, MIN. 30 PASS RUSH SNAPS, 2025 SEASON

Rk.	Player	Team	Pressures	%
1.	Nik Bonitto	Denver	15	35.7
2.	Dorance Armstrong	Washington	13	25.0
	Will Anderson	Houston	13	21.7
3.	Trey Hendrickson	Cincinnati	12	17.4
4.	Josh Hines-Allen	Jacksonville	11	17.7
	Micah Parsons	Green Bay	11	18.6

CAN'T STOP NIK

In 2024, outside linebacker Nik Bonitto recorded a team-high 13.5 sacks (88.5 yds.) along with 48 tackles (33 solo) and four passes defended. His 13.5 sacks last year were the third most among all NFL players while his 88.5 sack yards were the seventh most.

MOST SACKS IN NFL, 2024 SEASON

Rk.	Player	Team	Sacks	Sack Yds.
1.	Trey Hendrickson	Cincinnati	17.5	125.5
2.	Myles Garrett	Cleveland	14.0	92.0
3.	Nik Bonitto	Denver	13.5	88.5
4.	Kyle Van Noy	Baltimore	12.5	83.5
5.	Jonathan Greenard	Minnesota	12.0	110.0
	Danielle Hunter	Houston	12.0	93.5
	Micah Parsons	Dallas	12.0	83.0

BRONCOS W/ IMMENSE SUCCESS IN PUNT RETURN GAME

In 2024, Denver returned 26 punts for 408 yards and posted the league's best punt return average (15.7). The 15.7 yards per punt return mark was also the second highest by a Broncos team in a single season in team history.

HIGHEST PUNT RETURN AVERAGE, 2024

Rk.	Team	Returns	Yds.	Avg.
1.	Denver	26	408	15.7
2.	New England	30	427	14.2
3.	Detroit	37	479	12.9
4.	Chicago	24	304	12.7
5.	New Orleans	24	301	12.5

HIGHEST PUNT RETURN AVERAGE, SINGLE SEASONS, TEAM HISTORY

Rk.	Season	Returns	Yds.	Avg.
1.	2023	20	326	16.3
2.	2024	26	408	15.7
3.	1982	21	305	14.5
4.	1997	41	544	13.5
5.	1967	26	351	13.5

SPECIAL TEAMS SETTING UP GOOD FIELD POSITION

Last season, the Broncos special teams was one of the best units in the NFL in helping set up both sides of the ball with good field position. With the special teams' help, Denver's offense had the second-best average starting field position (32.5) in the league while the defense had the third-best starting field position (27.9).

BEST OFFENSIVE STARTING FIELD POSITION, 2024

Rk.	Team	Field Pos.
1.	Buffalo	33.4
2.	Denver	32.5
3.	Green Bay	32.0
4.	Pittsburgh	31.9
5.	Houston	31.8

BEST DEFENSIVE STARTING FIELD POSITION, 2024

Rk.	Team	Field Pos.
1.	New Orleans	27.2
2.	Houston	27.7
3.	Denver	27.9
4.	L.A. Rams	28.4
5.	Buffalo	28.7



'MARVELOUS' MARV AN ALL-PRO AGAIN



In his second season in the NFL, wide receiver Marvin Mims Jr. earned his second All-Pro honor by the Associated Press as a returner. He became the fourth Bronco in team history to be named an All-Pro by the AP as a returner and the first Bronco since wide receiver Rick Upchurch to be named an All-Pro as a returner in consecutive seasons.

Additionally, Mims became just the second player in team history to be named All-Pro by the AP in each of his first two NFL seasons, joining tackle Ryan Clady (2008-09).

AP ALL-PROS AS RETURNERS, TEAM HISTORY

Player	No.	Years
Rick Upchurch	5	1976-79, 82
Marvin Mims Jr.	2	2023-24
Darrien Gordon	1	1997
Glyn Milburn	1	1995

BRONCOS NAMED AP ALL-PRO IN EACH OF FIRST TWO SEASONS

Player	Pos.	Years
Marvin Mims Jr.	Ret.	2023-24
Ryan Clady	T	2008-09

MIMS BACK IN ORLANDO



Selected by the Broncos in the second round (63rd overall) of the 2023 NFL Draft, wide receiver Marvin Mims Jr. posted impressive numbers as a returner in his second season in the NFL. He totaled 26 punt returns for 408 yards (15.7 avg.) and seven kickoff returns for 194 yards (27.7 avg.).

Mims' efforts in 2024 earned him his second consecutive Pro Bowl selection. He became the third Bronco to receive a Pro Bowl nod as a return specialist and the second player in team history to be named to the Pro Bowl in each of his first two seasons.

BRONCOS NAMED TO PRO BOWL IN EACH OF THEIR FIRST TWO SEASONS

Player	Pos.	Years
Marvin Mims Jr.	Ret.	2023-24
Von Miller	OLB	2011-12

BRONCOS RETURN SPECIALISTS NAMED TO THE PRO BOWL

Player	No.	Years
Rick Upchurch	3	1977-78, '82
Marvin Mims Jr.	2	2023-24
Glyn Milburn	1	1995

MIMS SHOWS EXPLOSIVENESS ON RETURNS

Since his rookie campaign in 2023, wide receiver Marvin Mims Jr. has been one of the best kick returners in the NFL, averaging 15.7 yards per punt return and 26.9 yards per kickoff return. His 15.7 yards per punt return is the highest in team history among players with at least 10 returns while his 26.9 kickoff return average is tied for the second highest among Broncos with at least 15 returns.

HIGHEST PUNT RETURN AVERAGE,

TEAM HISTORY (MIN. 10 RETURNS)

Rk.	Player	Returns	Yds.	Avg.
1.	Marvin Mims Jr.	49	767	15.7
2.	Darrien Gordon	74	922	12.5
3.	Rod Smith	53	647	12.2
4.	Rick Upchurch	248	3,008	12.1
5.	Charley Mitchell	21	251	12.0

HIGHEST KICKOFF RETURN AVERAGE,

TEAM HISTORY (MIN. 15 RETURNS)

Rk.	Player	Returns	Yds.	Avg.
1.	Trindon Holliday	39	1,133	29.1
2.	Marvin Mims Jr.	27	725	26.9
	Quan Cosby	17	457	26.9
4.	Goldie Sellers	25	661	26.4
5.	Kevin Kasper	29	765	26.4

MIMS A PUNT RETURN WEAPON



Wide receiver Marvin Mims Jr. has been one of the best returners in the NFL since entering the league in 2023. In 2024, he returned a total of 26 punts for a league high 408 yards (15.7 avg.).

Mims' 15.7 punt return average led the NFL last year, making it the first time in franchise history a player led the league in that category since 1982 (Rick Upchurch, 16.1).

Additionally, he has totaled 767 punt return yards in his first three seasons, which is the fifth most by a Bronco in his first three years in team history.

HIGHEST PUNT RETURN AVG., 2024 SEASON

Rk.	Player	Team	Returns	Yds.	Avg.
1.	Marvin Mims Jr.	Denver	26	408	15.7
2.	Marcus Jones	New England	26	386	14.8
3.	Kalif Raymond	Detroit	30	413	13.8
4.	Brandon Codrington	Buffalo	27	313	11.6
5.	Calvin Austin	Pittsburgh	28	289	10.3

MOST PUNT RETURN YARDS, FIRST THREE SEASONS, TEAM HISTORY

Rk.	Player	Returns	Yds.	Avg.
1.	Rick Upchurch	117	1,501	12.8
2.	Glyn Milburn	112	1,158	10.3
3.	Deltha O'Neal	95	1,006	10.6
4.	Eddie Royal	69	773	11.2
5.	Marvin Mims Jr.	49	767	15.7

2025 DENVER BRONCOS WEEKLY RELEASE

LUTZ LIGHTING UP THE SCOREBOARD



Broncos kicker Wil Lutz has appeared in 133 career regular-season games, making 228-of-266 field goals (85.7%) and 367-of-376 extra points (97.6%). For his career, Lutz has totaled 1,051 kicking points, which ranks second among kickers since 2016.

MOST KICKING POINTS, REG. SEASON, SINCE 2016

Rk.	Player	FGM	FGA	XPM	XPA	Pts.
1.	Justin Tucker	287	320	385	393	1,246
2.	Wil Lutz	228	266	367	376	1,051
3.	Chris Boswell	248	282	289	303	1,033
4.	Jason Myers	233	273	323	346	1,022
5.	Greg Zuerlein	245	292	275	290	1,010

THROUGH THE UPRIGHTS

Since entering the NFL in 2016, kicker Wil Lutz has made 228-of-266 field goals (.857), including 63-of-71 (.887) as a Bronco since 2023. Among all kickers, his 228 field goals since 2016 are the sixth most.

MOST FIELD GOALS MADE, SINCE 2016

Rk.	Player	FGM	FGA	Pct.
1.	Justin Tucker	287	320	.897
2.	Chris Boswell	248	282	.879
3.	Greg Zuerlein	245	292	.839
4.	Brandon McManus	238	289	.824
5.	Jason Myers	233	273	.853
6.	Wil Lutz	228	266	.857
	Matt Prater	228	269	.848

LUTZ IN THE HISTORY BOOKS

After making one field goal at the end of the first half in Week 18 of 2024 against Kansas City, kicker Wil Lutz tied Broncos Ring of Fame kicker Jason Elam for the most field goals made in a season in team history with 31. Additionally, his 139 points in 2024 were the second most points scored in a season in club annals.

MOST FIELD GOALS MADE IN A SEASON, TEAM HISTORY

Rk.	Player	Season	FGM	FGA	Pct.
1.	Wil Lutz	2024	31	34	.912
	Jason Elam	2001	31	36	.861
	Jason Elam	1995	31	38	.816
4.	Wil Lutz	2023	30	34	.882
	Brandon McManus	2015	30	35	.857
	Matt Prater	2009	30	35	.857
	Jason Elam	1994	30	37	.811

LUTZ TURNS SIX INTO SEVEN

For his career, Broncos kicker Wil Lutz has made 367-of-376 extra points (97.6%). Among kickers since 2016, Lutz's 97.6% percent success rate ranks second.

HIGHEST EXTRA POINT PERCENTAGE, SINCE 2016

Rk.	Player	XPM	XPA	Pct.
1.	Justin Tucker	385	393	.980
2.	Wil Lutz	367	376	.976
3.	Brandon McManus	272	280	.971
4.	Jason Sanders	259	268	.966
5.	Tyler Bass	264	274	.964


REACHING 1,000

Connecting on two field goals and five PATs in Week 13 of 2024 against Cleveland, kicker Wil Lutz reached the 1,000 career point mark in his 127th game. He is the sixth-fastest player in league history to reach that milestone.

FASTEST PLAYERS TO REACH 1,000 POINTS SCORED, NFL HISTORY

Rk.	Player	Games	FGM	FGA	XPM	XPA	Pts.
1.	Justin Tucker	118	250	276	258	259	1,008
2.	Stephen Gostkowski	119	204	239	397	398	1,009
3.	Harrison Butker	121	221	249	338	359	1,001
4.	Mason Crosby	124	205	258	390	393	1,005
5.	Mike Vanderjagt	126	219	250	347	349	1,004
6.	Wil Lutz	127	221	258	346	355	1,009

LUTZ REACHES 200 FIELD GOALS MADE



In Week 2 of 2024 against Pittsburgh, kicker Wil Lutz went 2-of-2 and eclipsed the 200 career field goals made mark in just his 116th game. He tied kickers Dan Bailey and Robbie Gould as the ninth-fastest kicker in NFL history to reach that mark.

FASTEST PLAYERS TO REACH 200 FIELD GOALS MADE

Rk.	Player	GP	FGM	FGA	Pct.
1.	Justin Tucker	95	200	222	90.1
2.	Harrison Butker	109	201	225	89.3
3.	Daniel Carlson	111	201	231	95.7
4.	Dustin Hopkins	114	202	238	84.9
5.	Dan Carpenter	115	202	239	84.5
	Chris Boswell	115	200	232	86.2
	Graham Gano	115	200	247	81.0
	Mike Vanderjagt	115	200	230	87.0
9.	Wil Lutz	116	200	234	97.2
	Dan Bailey	116	200	228	87.7
	Robbie Gould	116	200	234	85.5

LUTZ WITH EIGHT SEASONS OF 100+ POINTS

Since making his NFL debut with New Orleans in 2016, kicker Wil Lutz has posted eight seasons in which he has totaled 100 or more kicking points. Among kickers in that span, Lutz's eight such campaigns are the second most in the NFL.

MOST SEASONS WITH 100+ KICKING POINTS, SINCE 2016

Rk.	Player	Team	No.
1.	Justin Tucker	Bal.	9
2.	Wil Lutz	N.O. / Den.	8
3.	Greg Zuerlein	LAR / Dal. / NYJ	7
	Matt Prater	Det. / Ari.	7
	Jake Elliott	Phi.	7
	Jason Myers	Jac. / NYJ. / Sea.	7

TEAM HIGHS AND LOWS



2025 REGULAR SEASON DENVER BRONCOS OFFENSIVE HIGHS AND LOWS (THROUGH WEEK 2)

HIGH	DATE	OPPONENT	CATEGORY	OPPONENT	DATE	LOW
28	9/14	at Indianapolis	Points	vs. Tennessee	9/7	20
14	9/14	at Indianapolis	Points in a Quarter	at Indianapolis	9/14	0
21	9/14	at Indianapolis	Points in a Half	at Indianapolis	9/14	7
4	9/14	at Indianapolis	Total Touchdowns	vs. Tennessee	9/7	2
71	9/7	vs. Tennessee	Total Plays	at Indianapolis	9/14	54
324	9/14	at Indianapolis	Total Net Yards	vs. Tennessee	9/7	317
23	9/14	at Indianapolis	Total First Downs	vs. Tennessee	9/7	20
7	9/14	at Indianapolis	First Downs Rushing	vs. Tennessee	9/7	5
11	9/14	at Indianapolis	First Downs Passing	vs. Tennessee	9/7	9
6	9/7	vs. Tennessee	First Down Penalties	at Indianapolis	9/14	5
44.4%	9/14	at Indianapolis	Third Down Efficiency	vs. Tennessee	9/7	40.0%
6	9/14	at Indianapolis	Average Yards Per Play	vs. Tennessee	9/7	4.5
151	9/7	vs. Tennessee	Total Net Yards Rushing	at Indianapolis	9/14	118
30	9/7	vs. Tennessee	Rushing Attempts	at Indianapolis	9/14	24
5	9/7	vs. Tennessee	Rushing Average Yards	at Indianapolis	9/14	4.9
1	9/7	vs. Tennessee	Rushing Touchdowns	vs. Tennessee	9/7	1
				at Indianapolis	9/14	
206	9/14	at Indianapolis	Total Net Yards Passing	vs. Tennessee	9/7	166
40	9/7	vs. Tennessee	Passing Attempts	at Indianapolis	9/14	30
25	9/7	vs. Tennessee	Passing Completions	at Indianapolis	9/14	22
3	9/14	at Indianapolis	Passing Touchdowns	vs. Tennessee	9/7	1
6.9	9/14	at Indianapolis	Passing Yards Average	vs. Tennessee	9/7	4
2	9/7	vs. Tennessee	Passes Thrown for Interception	at Indianapolis	9/14	1
1	9/7	vs. Tennessee	Times Sacked	at Indianapolis	9/14	0
1	9/7	vs. Tennessee	QB Sacks	at Indianapolis	9/14	0
10	9/7	vs. Tennessee	Sack Yards Lost	at Indianapolis	9/14	0
3	9/7	vs. Tennessee	Total Punts	vs. Tennessee	9/7	3
				at Indianapolis	9/14	
144	9/7	vs. Tennessee	Total Punt Yards	at Indianapolis	9/14	134
48	9/7	vs. Tennessee	Punt Gross Average Yards	at Indianapolis	9/14	44.7
44	9/7	vs. Tennessee	Punt Net Average Yards	at Indianapolis	9/14	43.3
4	9/7	vs. Tennessee	Punt Returns	at Indianapolis	9/14	0
47	9/7	vs. Tennessee	Punt Return Yards	at Indianapolis	9/14	0
11.8	9/7	vs. Tennessee	Punt Return Yards Average	at Indianapolis	9/14	0.0
5	9/14	at Indianapolis	Kickoff Returns	vs. Tennessee	9/7	3
122	9/14	at Indianapolis	Kickoff Return Yards	vs. Tennessee	9/7	82
8	9/14	at Indianapolis	Total Penalties	vs. Tennessee	9/7	6
83	9/14	at Indianapolis	Penalty Yards	vs. Tennessee	9/7	45
2	9/7	vs. Tennessee	Total Fumbles	at Indianapolis	9/14	0
2	9/7	vs. Tennessee	Fumbles Lost	at Indianapolis	9/14	0
31:56	9/7	vs. Tennessee	Time of Possession	at Indianapolis	9/14	27:53
4	9/7	vs. Tennessee	Turnovers	at Indianapolis	9/14	1
73,747	9/7	vs. Tennessee	Attendance	at Indianapolis	9/14	63,910



TEAM HIGHS AND LOWS



2025 REGULAR SEASON DENVER BRONCOS DEFENSIVE HIGHS AND LOWS (THROUGH WEEK 2)

HIGH	DATE	OPPONENT	CATEGORY	OPPONENT	DATE	LOW
29	9/14	at Indianapolis	Points	vs. Tennessee	9/7	12
14	9/14	at Indianapolis	Points in a Quarter	vs. Tennessee	9/7	0
20	9/14	at Indianapolis	Points in a Half	vs. Tennessee	9/7	3
2	9/14	at Indianapolis	Total Touchdowns	vs. Tennessee	9/7	0
67	9/14	at Indianapolis	Total Plays	vs. Tennessee	9/7	55
473	9/14	at Indianapolis	Total Net Yards	vs. Tennessee	9/7	133
26	9/14	at Indianapolis	Total First Downs	vs. Tennessee	9/7	7
6	9/14	at Indianapolis	First Downs Rushing	vs. Tennessee	9/7	2
16	9/14	at Indianapolis	First Downs Passing	vs. Tennessee	9/7	5
4	9/14	at Indianapolis	First Down Penalties	vs. Tennessee	9/7	0
46.2%	9/14	at Indianapolis	Third Down Efficiency	vs. Tennessee	9/7	14.3%
7.1	9/14	at Indianapolis	Average Yards Per Play	vs. Tennessee	9/7	2.4
167	9/14	at Indianapolis	Total Net Yards Rushing	vs. Tennessee	9/7	71
32	9/14	at Indianapolis	Rushing Attempts	vs. Tennessee	9/7	21
5.2	9/14	at Indianapolis	Rushing Average Yards	vs. Tennessee	9/7	3.4
1	9/14	at Indianapolis	Rushing Touchdowns	vs. Tennessee	9/7	0
306	9/14	at Indianapolis	Total Net Yards Passing	vs. Tennessee	9/7	62
34	9/14	at Indianapolis	Passing Attempts	vs. Tennessee	9/7	28
23	9/14	at Indianapolis	Passing Completions	vs. Tennessee	9/7	12
1	9/14	at Indianapolis	Passing Touchdowns	vs. Tennessee	9/7	0
8.7	9/14	at Indianapolis	Passing Yards Average	vs. Tennessee	9/7	1.8
0	9/7	vs. Tennessee	Passes Thrown for Interception	vs. Tennessee	9/7	0
6	9/7	vs. Tennessee	Times Sacked	at Indianapolis	9/14	1
6	9/7	vs. Tennessee	QB Sacks	at Indianapolis	9/14	1
50	9/7	vs. Tennessee	Sack Yards Lost	at Indianapolis	9/14	10
8	9/7	vs. Tennessee	Total Punts	at Indianapolis	9/14	0
395	9/7	vs. Tennessee	Total Punt Yards	at Indianapolis	9/14	0
49.4	9/7	vs. Tennessee	Punt Gross Average Yards	vs. Tennessee	9/7	49.4
41	9/7	vs. Tennessee	Punt Net Average Yards	at Indianapolis	9/14	0
2	9/14	at Indianapolis	Punt Returns	vs. Tennessee	9/7	1
12	9/7	vs. Tennessee	Punt Return Yards	at Indianapolis	9/14	4
12.0	9/7	vs. Tennessee	Punt Return Yards Average	at Indianapolis	9/14	2.0
5	9/14	at Indianapolis	Kickoff Returns	vs. Tennessee	9/7	4
144	9/7	vs. Tennessee	Kickoff Return Yards	at Indianapolis	9/14	140
13	9/7	vs. Tennessee	Total Penalties	at Indianapolis	9/14	11
131	9/7	vs. Tennessee	Penalty Yards	at Indianapolis	9/14	68
2	9/7	vs. Tennessee	Total Fumbles	at Indianapolis	9/14	0
2	9/7	vs. Tennessee	Fumbles Lost	at Indianapolis	9/14	0
32:07	9/14	at Indianapolis	Time of Possession	vs. Tennessee	9/7	28:04
2	9/7	vs. Tennessee	Turnovers	at Indianapolis	9/14	0
73,747	9/7	vs. Tennessee	Attendance	at Indianapolis	9/14	63,910



LAST MATCHUP GAME SUMMARY



27

2024 WEEK 16

Denver Broncos 27, Los Angeles Chargers 34
70,240 SoFi Stadium Dec 19, 2024



34

Denver Broncos	7	14	3	3	—	27
Los Angeles Chargers	7	6	6	15	—	34

OFFICIALS: Referee: Clay Martin (19), Umpire: Bruce Stritesky (102), Down Judge: Jerod Phillips (6), Line Judge: Daniel Gallagher (85), Field Judge: Dave Hawkshaw (107), Side Judge: Alonzo Ramsey III (80), Back Judge: Greg Wilson (119), Replay Official: Chad Adams, Replay Assistant: Bryant Thompson

SCORING DRIVES

TEAM	QTR	TIME	SCORING PLAY	DEN	LAC
Broncos	1	07:34	A.Estime 3 yd. run (W.Lutz kick) (10-72, 5:56)	7	0
Chargers	1	03:09	G.Edwards 1 yd. run (C.Dicker kick) (8-70, 4:25)	7	7
Broncos	2	12:17	M.Burton 1 yd. pass from B.Nix (W.Lutz kick) (12-70, 5:52)	14	7
Chargers	2	08:50	C.Dicker 37 yd. Field Goal (8-51, 3:27)	14	10
Broncos	2	06:22	D.Vele 6 yd. pass from B.Nix (W.Lutz kick) (6-70, 2:28)	21	10
Chargers	2	00:00	C.Dicker 57 yd. Field Goal (1-0, 0:00)	21	13
Broncos	3	08:31	W.Lutz 41 yd. Field Goal (11-47, 6:29)	24	13
Chargers	3	02:58	G.Edwards 5 yd. run (run failed) (10-70, 5:33)	24	19
Chargers	4	12:23	D.Davis 19 yd. pass from J.Herbert (J.Herbert-J.Palmer pass) (7-78, 3:22)	24	27
Chargers	4	02:27	H.Haskins 34 yd. pass from J.Herbert (C.Dicker kick) (6-90, 2:01)	24	34
Broncos	4	00:57	W.Lutz 55 yd. Field Goal (7-33, 1:30)	27	34

LOS ANGELES CHARGERS (HEAD COACH: JIM HARBAUGH)

OFFENSE		DEFENSE	
WR 5	J. Palmer	OLB 52	K. Mack
WR 15	L. McConkey	OLB 45	T. Tuipulotu
TE 84	S. Smartt	DL 95	P. Ford
C 75	B. Bozeman	DL 56	M. Fox
QB 10	J. Herbert	DL 93	O. Ogbornia
RB 4	G. Edwards	LB 6	D. Perryman
FB 44	S. Matlock	LB 0	D. Henley
		CB 7	K. Fulton
		CB 29	T. Still
		S 23	T. Jefferson
		S 3	D. James Jr.

DENVER BRONCOS (HEAD COACH: SEAN PAYTON)

OFFENSE		DEFENSE	
WR 17	D. Vele	DE 99	Z. Allen
LT 72	G. Bolles	NT 93	D. Jones
LG 74	B. Powers	DE 98	J. Franklin-Myers
C 60	L. Wattenberg	SLB 0	J. Cooper
RG 77	Q. Meinerz	WLB 15	N. Bonitto
RT 69	M. McGlinchey	ILB 55	C. Barton
RT 79	M. Peart	ILB 40	J. Strnad
TE 45	N. Adkins	CB 2	P. Surfain II
TE 82	A. Trautman	CB 27	D. Mathis
RB 23	A. Estime	S 6	P. Locke
QB 10	B. Nix	S 22	B. Jones

DENVER BRONCOS

PASSING	ATT	CP	YDS	SK/YD	TD	LG	INT	RTG
Bo Nix	40	29	263	2/18	2	53	0	106.6
TOTAL	40	29	263	2/18	2	53	0	106.6

RUSHING	ATT	YDS	AVG	LG	TD
Audric Estime	9	48	5.3	9	1
Bo Nix	3	25	8.3	15	0
Javonte Williams	4	24	6.0	15	0
Blake Watson	4	10	2.5	7	0
Marvin Mims Jr.	1	3	3.0	3	0
TOTAL	21	110	5.2	15	1

RECEIVING	NO	YDS	AVG	LG	TD
Javonte Williams	7	29	4.1	12	0
Courtland Sutton	5	50	10.0	18	0
Marvin Mims Jr.	3	62	20.7	53	0
Lucas Krull	3	21	7.0	10	0
Michael Burton	3	19	6.3	13	1
Troy Franklin	2	25	12.5	18	0
Devaughn Vele	2	21	10.5	15	1
Nate Adkins	2	18	9.0	13	0
Blake Watson	1	13	13.0	13	0
Adam Trautman	1	5	5.0	5	0
TOTAL	29	263	9.1	53	2

PUNTING	NO	YDS	AVG	TB	I20	LG
Riley Dixon	5	228	45.6	0	2	51
TOTAL	5	228	45.0	0	2	51

KICKOFF RETURNS	NO	YDS	AVG	LG	TD
No Kickoff Returns					

PUNT RETURNS	NO	YDS	AVG	LG	TD
No Punt Returns					

TOP DEFENSE	TOT	SOLO	AST	SCK	YDS	INT
Brandon Jones	10	7	3	0.0	0.0	0
Cody Barton	7	5	2	0.0	0.0	0
P.J. Locke	6	2	4	0.0	0.0	0

FIELD GOALS	FGM/FGA	PERCENT	RESULTS
Wil Lutz	2-2	100.0	41G, 55G
TOTAL	2-2	100.0	

LOS ANGELES CHARGERS

PASSING	ATT	CP	YDS	SK/YD	TD	LG	INT	RTG
Justin Herbert	31	23	284	2/21	2	34t	1	110.1
TOTAL	31	23	284	2/21	2	34T	1	110.1

RUSHING	ATT	YDS	AVG	LG	TD
Gus Edwards	14	68	4.9	43	2
Justin Herbert	8	28	3.5	18	0
Kimani Vidal	5	24	4.8	19	0
Derius Davis	1	-3	-3.0	-3	0
TOTAL	28	117	4.2	43	2

RECEIVING	NO	YDS	AVG	LG	TD
Ladd McConkey	6	87	14.5	27	0
Joshua Palmer	3	41	13.7	24	0
Stone Smartt	3	37	12.3	19	0
Quentin Johnston	3	18	6.0	6	0
Hassan Haskins	2	39	19.5	34t	1
Derius Davis	2	31	15.5	19t	1
Tucker Fisk	1	10	10.0	10	0
Scott Matlock	1	10	10.0	10	0
Hayden Hurst	1	8	8.0	8	0
Gus Edwards	1	3	3.0	3	0
TOTAL	23	284	12.3	34T	2

PUNTING	NO	YDS	AVG	TB	I20	LG
JK Scott	3	125	41.7	0	0	46
TOTAL	3	125	41.0	0	0	46

KICKOFF RETURNS	NO	YDS	AVG	TB	LG	TD
No Kickoff Returns						

PUNT RETURNS	NO	YDS	AVG	LG	TD
Derius Davis	1	17	17.0	17	0
TOTAL	1	17	17.0	17	0

TOP DEFENSE	TOT	SOLO	AST	SCK	YDS	INT
Daiyan Henley	10	7	3	0.0	0.0	0
Tony Jefferson	7	4	3	0.0	0.0	0
Kristian Fulton	6	6	0	0.0	0.0	0

FIELD GOALS	FGM/FGA	PERCENT	RESULTS
Cameron Dicker	2-2	100.0	37G, 57G
TOTAL	2-2	100.0	

Team Statistics

	Broncos	Chargers
First Downs	22	23
3rd-Down Eff. (Made/Att/Pct)	5/13/38%	6/12/50%
4th-Down Eff. (Made/Att/Pct)	2/2/100%	0/1/0%
Total Net Yards	355	380
Total Plays	63	61
Yards Per Play	5.6	6.2
Rushes/Net Yards	21/110	28/117
Net Passing	245	263
Pass Attempts/Completions	40/29	31/23
Had Intercepted	0	1
Sacked/Yards Lost	2/18	2/21
Punts/Average	5/45.6	3/41.7
Penalties/Yards	7/61	2/8
Fumbles/Lost	1/0	1/0
Possession Time	32:23	27:37



BIG YARDAGE GAMES



2025 REGULAR SEASON BIG YARDAGE GAMES

[none]

2025 OPPONENTS BIG YARDAGE GAMES

100-YARD RUSHERS

DATE	OPPONENT	PLAYER	ATT.	YDS.	AVG.	LG	TD
9/14	at Colts	Jonathan Taylor	25	165	6.6	68	0

300-YARD PASSERS

DATE	OPPONENT	PLAYER	ATT.	YDS.	COMP.	LG	TD
9/14	at Colts	Daniel Jones	34	316	23	44	1



TEAM RECORD WHEN...



BRONCOS 2025 REGULAR SEASON RECORD WHEN...

CATEGORY	2025 SEASON		CATEGORY	2025 SEASON	
	W-L			W-L	
BRONCOS AT EMPOWER FIELD AT MILE HIGH	1-0		IN SEPTEMBER	1-1	
BRONCOS ON THE ROAD	0-1		IN OCTOBER	0-0	
BRONCOS ON GRASS	1-0		IN NOVEMBER	0-0	
BRONCOS ON ARTIFICIAL TURF	0-1		IN DECEMBER	0-0	
BRONCOS IN DOMES	0-0		IN JANUARY	0-0	
BRONCOS IN RETRACTABLE ROOF STADIUMS	0-0				
BRONCOS OUTDOORS	0-0		ON SUNDAY NIGHT	0-0	
BRONCOS INDOORS	0-0		ON THURSDAY NIGHT	0-0	
EMPOWER FIELD AT MILE HIGH ROOF OPEN	0-0		ON MONDAY NIGHT	0-0	
EMPOWER FIELD AT MILE HIGH ROOF CLOSED	0-0		ON SATURDAY	0-0	
BRONCOS SCORE FIRST	0-0		DAY GAMES	1-1	
OPPONENT SCORES FIRST	1-1		KICKOFF AT 12:00 MDT	0-0	
BRONCOS SCORE ON FIRST POSSESSION	1-1		KICKOFF AT 3:00/3:05/3:15/3:35 MDT	0-0	
BRONCOS SCORE 20 OR MORE POINTS	1-1		NIGHT GAMES	0-0	
BRONCOS SCORE 19 OR LESS POINTS	0-0				
BRONCOS ALLOW 20 OR MORE	0-1		VS. AFC WEST OVERALL	0-0	
BRONCOS ALLOW 19 OR LESS POINTS	1-0		VS. AFC WEST AT HOME	0-0	
			VS. AFC WEST ON THE ROAD	0-0	
BRONCOS LEAD AFTER 1ST QUARTER	0-1		VS. AFC	1-1	
BRONCOS TRAIL AFTER 1ST QUARTER	0-0		VS. AFC EAST	0-0	
SCORE TIED AFTER 1ST QUARTER	1-0		VS. AFC SOUTH	1-1	
BRONCOS LEAD AT HALFTIME	1-1		VS. AFC NORTH	0-0	
BRONCOS TRAIL AT HALFTIME	0-0				
SCORE TIED AT HALFTIME	0-0		VS. NFC	0-0	
BRONCOS LEAD AFTER 3RD QUARTER	1-1		VS. NFC EAST	0-0	
BRONCOS TRAIL AFTER 3RD QUARTER	0-0		VS. NFC SOUTH	0-0	
SCORE TIED AFTER 3RD QUARTER	0-0		VS. NFC NORTH	0-0	
GAME GOES TO OVERTIME	0-0		VS. NFC WEST	0-0	
BRONCOS HAVE + TURNOVER RATIO	0-0				
BRONCOS HAVE - TURNOVER RATIO	1-1				
TURNOVER RATIO EVEN	0-0				
BRONCOS HAVE 30:00+TOP	1-0				
BRONCOS HAVE LESS THAN 30:00 TOP	0-1				
BRONCOS HAVE 100-YARD RUSHER	0-0				
BRONCOS HAVE 300 NET PASSING YARDS	0-0				
BRONCOS HAVE 1 100-YARD RECEIVER	0-0				
BRONCOS HAVE 2 100-YARD RECEIVERS	0-0				
BRONCOS WIN COIN TOSS	1-1				
BRONCOS LOSE COIN TOSS	0-0				



INDIVIDUAL SINGLE-GAME HIGHS



2025 REGULAR SEASON BRONCOS INDIVIDUAL SINGLE-GAME HIGHS

Touchdowns	1	J.K. Dobbins	at Colts	09/14
		Troy Franklin	at Colts	09/14
		Marvin Mims Jr.	at Colts	09/14
		Adam Trautman	at Colts	09/14
		J.K. Dobbins	vs. Titans	09/07
		Courtland Sutton	vs. Titans	09/07
Passes Attempted	40	Bo Nix	vs. Titans	09/07
Passes Completed	25	Bo Nix	vs. Titans	09/07
Completion Percentage	73.3	Bo Nix	at Colts	09/14
Passing Yards	206	Bo Nix	at Colts	09/14
Yards Per Attempt	6.9	Bo Nix	at Colts	09/14
Touchdown Passes	3	Bo Nix	at Colts	09/14
Pass Receptions	8	Troy Franklin	at Colts	09/14
Receiving Yards	89	Troy Franklin	at Colts	09/14
Touchdown Receptions	1	Troy Franklin	at Colts	09/14
		Marvin Mims Jr.	at Colts	09/14
		Adam Trautman	at Colts	09/14
		Courtland Sutton	vs. Titans	09/07
Rushing Yards	76	J.K. Dobbins	at Colts	09/14
Rushing Attempts	16	J.K. Dobbins	vs. Titans	09/07
Rushing Average	5.4	J.K. Dobbins	at Colts	09/14
Rushing Touchdowns	1	J.K. Dobbins	at Colts	09/14
		J.K. Dobbins	vs. Titans	09/07
Yards From Scrimmage	100	Troy Franklin	at Colts	09/14
Combined Net Yards	141	Marvin Mims Jr.	vs. Titans	09/07
Interceptions Thrown	2	Bo Nix	vs. Titans	09/07
Tackles	11	Pat Surtain II	at Colts	09/14
		Talanoa Hufanga	vs. Titans	09/07
Sacks	1.0	Justin Strnad	at Colts	09/14
		Zach Allen	vs. Titans	09/07
		Nik Bonitto	vs. Titans	09/07
		Jonathon Cooper	vs. Titans	09/07
		Jonah Elliss	vs. Titans	09/07
		Ja'Quan McMillian	vs. Titans	09/07
		Justin Strnad	vs. Titans	09/07
Punts	3	Jeremy Crawshaw	at Colts	09/14
		Jeremy Crawshaw	vs. Titans	09/07
Punts Inside the 20	3	Jeremy Crawshaw	at Colts	09/14
		Jeremy Crawshaw	vs. Titans	09/07
Punting Average	48.0	Jeremy Crawshaw	vs. Titans	09/07
Punt Returns	4	Marvin Mims Jr.	vs. Titans	09/07
Punt Return Yards	47	Marvin Mims Jr.	vs. Titans	09/07
Kickoff Returns	3	RJ Harvey	at Colts	09/14
		Marvin Mims Jr.	vs. Titans	09/07
Kickoff Return Yards	82	Marvin Mims Jr.	vs. Titans	09/07
Field Goals Attempted	2	Wil Lutz	vs. Titans	09/07
Field Goals Made	2	Wil Lutz	vs. Titans	09/07

2025 REGULAR SEASON DENVER BRONCOS LONGEST PLAYS

Run From Scrimmage	50	RJ Harvey	vs. Titans	09/07
Touchdown Run	19	J.K. Dobbins	vs. Titans	09/07
Passing Long	42	Bo Nix	at Colts	09/14
Touchdown Pass Long	23	Bo Nix	at Colts	09/14
Pass Reception	42	Troy Franklin	at Colts	09/14
Touchdown Reception	23	Marvin Mims Jr.	at Colts	09/14
Punt Return	18	Marvin Mims Jr.	vs. Titans	09/07
Kickoff Return	31	Marvin Mims Jr.	vs. Titans	09/07
Punt	53	Jeremy Crawshaw	vs. Titans	09/07
Field Goal	39	Wil Lutz	vs. Titans	09/07
Field Goal Attempt	42	Wil Lutz	at Colts	09/14



OPPONENTS INDIVIDUAL SINGLE-GAME HIGHS



2025 REGULAR SEASON OPPONENTS INDIVIDUAL SINGLE-GAME HIGHS

Touchdowns	1	Daniel Jones	at Colts	09/14
		Jonathan Taylor	at Colts	09/14
Passes Attempted	34	Daniel Jones	at Colts	09/14
Passes Completed	23	Daniel Jones	at Colts	09/14
Completion Percentage	67.6	Daniel Jones	at Colts	09/14
Passing Yards	316	Daniel Jones	at Colts	09/14
Yards Per Attempt	9.3	Daniel Jones	at Colts	09/14
Touchdown Passes	1	Daniel Jones	at Colts	09/14
Pass Receptions	6	Josh Downs	at Colts	09/14
Receiving Yards	79	Tyler Warren	at Colts	09/14
Touchdown Receptions	1	Jonathan Taylor	at Colts	09/14
Rushing Yards	165	Jonathan Taylor	at Colts	09/14
Rushing Attempts	25	Jonathan Taylor	at Colts	09/14
Rushing Average	6.6	Jonathan Taylor	at Colts	09/14
Rushing Touchdowns	1	Daniel Jones	at Colts	09/14
Yards From Scrimmage	215	Jonathan Taylor	at Colts	09/14
Combined Net Yards	215	Jonathan Taylor	at Colts	09/14
Interceptions Made	1	Camryn Bynum	at Colts	09/14
		Roger McCreary	vs. Titans	09/07
		Xavier Woods	vs. Titans	09/07
INT Return Yards	16	Xavier Woods	vs. Titans	09/07
Tackles	9	Cody Barton	vs. Titans	09/07
		Jarvis Brownlee Jr.	vs. Titans	09/07
Sacks	1.0	Jeffery Simmons	vs. Titans	09/07
Punts	8	Johnny Hekker	vs. Titans	09/07
Punts Inside the 20	2	Johnny Hekker	vs. Titans	09/07
Punting Average	49.4	Johnny Hekker	vs. Titans	09/07
Punt Returns	2	Anthony Gould	at Colts	09/14
Punt Return Yards	12	Chimere Dike	vs. Titans	09/07
Kickoff Returns	4	Chimere Dike	vs. Titans	09/07
Kickoff Return Yards	144	Chimere Dike	vs. Titans	09/07
Field Goals Attempted	5	Spencer Shrader	at Colts	09/14
Field Goals Made	5	Spencer Shrader	at Colts	09/14

2025 REGULAR SEASON OPPONENTS LONGEST PLAYS

Run From Scrimmage	68	Jonathan Taylor	at Colts	09/14
Touchdown Run	1	Daniel Jones	at Colts	09/14
Passing Long	44	Daniel Jones	at Colts	09/14
Touchdown Pass Long	7	Daniel Jones	at Colts	09/14
Pass Reception	44	Alec Pierce	at Colts	09/14
Touchdown Reception	7	Jonathan Taylor	at Colts	09/14
Interception Return	16	Xavier Woods	vs. Titans	09/07
Punt Return	12	Chimere Dike	vs. Titans	09/07
Kickoff Return	71	Chimere Dike	vs. Titans	09/07
Punt	65	Johnny Hekker	vs. Titans	09/07
Field Goal	50	Joey Slye	vs. Titans	09/07
Field Goal Attempt	50	Joey Slye	vs. Titans	09/07



THE LAST TIME



BY BRONCOS

BY OPPONENT

PASSING

* Never Has Happened *	500 YARDS PASSING	506 yards, Tony Romo @ Dallas, 10/06/13
40 att., Bo Nix vs. Tennessee, 09/07/25	40+ PASS ATTEMPTS	49 att., Joe Burrow @ Cincinnati, 12/28/24
50 att., Joe Flacco vs. Chicago, 09/15/19	50+ PASS ATTEMPTS	58 att., Jameis Winston vs. Cleveland, 12/02/24
438 yards, Peyton Manning @ New England, 11/02/14	400 YARDS PASSING	412 yards, Joe Burrow @ Cincinnati, 12/28/24
321 yards, Bo Nix vs. Kansas City, 01/05/25	300 YARDS PASSING	316 yards, Daniel Jones @ Indianapolis, 09/14/25
* Never Has Happened *	SIX TOUCHDOWN PASSES	* Never Has Happened *
7 tds, Peyton Manning: (24, 23, 28, 5, 2, 26, 78) vs. Baltimore, 09/05/13	SEVEN TOUCHDOWN PASSES	* Never Has Happened *
5 tds, Peyton Manning @ Oakland, 11/09/14	FIVE+ TOUCHDOWN PASSES	5 tds, Jared Goff @ Detroit, 12/16/23
5 tds, Peyton Manning: (51, 32, 10, 32, 15) @ Oakland, 11/09/14	FIVE TOUCHDOWN PASSES	5 tds, Jared Goff: (19, 9, 15, 3, 10) @ Detroit, 12/16/23
4 tds, Bo Nix: (32, 10, 3, 7) vs. Kansas City, 01/05/25	FOUR TOUCHDOWN PASSES	4 tds, Jameis Winston: (8, 4, 70, 5) vs. Cleveland, 12/02/24
3 tds, Bo Nix: (23, 3, 2) @ Indianapolis, 09/14/25	THREE TOUCHDOWN PASSES	3 tds, Joe Burrow: (2, 12, 3) @ Cincinnati, 12/28/24
4 int, Deltha O'Neal vs. Kansas City, 10/07/01	FOUR OR MORE INTERCEPTION GAME	* Never Has Happened *
* Never Has Happened *	THREE INTERCEPTION GAME	* Never Has Happened *
2 ints, Pat Surtain II vs. Las Vegas, 10/06/24	TWO INTERCEPTION GAME	2 ints, Derek Stingley Jr. @ Houston, 12/03/23
* Never Has Happened *	SEVEN+ INTERCEPTIONS THROWN	* Never Has Happened *
* Never Has Happened *	SIX INTERCEPTIONS THROWN	* Never Has Happened *
* Never Has Happened *	FIVE INTERCEPTIONS THROWN	* Never Has Happened *
4 ints, Drew Lock @ Las Vegas, 11/15/20	FOUR INTERCEPTIONS THROWN	4 ints, Eli Manning @ N.Y. Giants, 09/15/13
3 ints, Bo Nix vs. Indianapolis, 12/15/24	THREE INTERCEPTIONS THROWN	3 ints, Jameis Winston vs. Cleveland, 12/02/24
2 ints, Bo Nix vs. Tennessee, 09/07/25	TWO INTERCEPTIONS THROWN	2 ints, Anthony Richardson Sr. vs. Indianapolis, 12/15/24
Bo Nix @ Indianapolis, 09/14/25	100-POINT PASSER RATING	Daniel Jones @ Indianapolis, 09/14/25

RUSHING

* Never Has Happened *	300 YARDS RUSHING	* Never Has Happened *
224 yards, Knowshon Moreno @ New England, 11/24/13	200+ YARDS RUSHING	203 yards, De'Von Achane @ Miami, 09/24/23
224 yards, Knowshon Moreno @ New England, 11/24/13	200 YARDS RUSHING	203 yards, De'Von Achane @ Miami, 09/24/23
157 yards, Phillip Lindsay @ Cincinnati, 12/02/18	150-199 YARDS RUSHING	165 yards, Jonathan Taylor @ Indianapolis, 09/14/25
103 yards, Latavius Murray vs. L.A. Chargers, 01/08/23	100 YARDS RUSHING	165 yards, Jonathan Taylor @ Indianapolis, 09/14/25
103 yards, Latavius Murray vs. L.A. Chargers, 01/08/23	100-149 YARDS RUSHING	107 yards, Jonathan Taylor vs. Indianapolis, 12/15/24
163 yards/118 yards, Willis McGahee/Tim Tebow @ Oakland, 11/06/11	TWO 100-YARD RUSHERS	* Never Has Happened *
5 tds, Clinton Portis: (11, 1, 59, 28, 53) vs. Kansas City, 12/07/03	FIVE TOUCHDOWNS RUSHING	* Never Has Happened *
5 tds, Clinton Portis: (11, 1, 59, 28, 53) vs. Kansas City, 12/07/03	FOUR TOUCHDOWNS RUSHING	* Never Has Happened *
3 tds, C.J. Anderson: (11, 1, 25) vs. Oakland, 12/28/14	THREE TOUCHDOWNS RUSHING	3 tds, Raheem Mostert: (20, 3, 1) @ Miami, 09/24/23
2 tds, Javonte Williams: (8, 5) @ New Orleans, 10/17/24	TWO TOUCHDOWNS RUSHING	2 tds, Gus Edwards: (1, 5) @ L.A. Chargers, 12/19/24
* Never Has Happened *	TWO PLAYERS WITH TWO TD RUSHING	Latavius Murray: (36, 8)/Taysom Hill: (1, 2) vs. New Orleans, 11/29/20
Derek Loville: (2)/Bubby Brister: (38)/Terrell Davis: (41) @ Kansas City, 11/16/98	THREE PLAYERS WITH ONE TD RUSHING	Tom Brady: (1)/Shane Vereen: (1)/Stevan Ridley: (8) @ New England, 10/07/12
157 yards, Phillip Lindsay @ Cincinnati, 12/02/18	150 YARDS RUSHING	165 yards, Jonathan Taylor @ Indianapolis, 09/14/25
30 att., C.J. Anderson @ Indianapolis, 12/14/17	30+ RUSHING ATTEMPTS	31 att., Derrick Henry vs. Tennessee, 09/14/20
70 yards/63 yards, RJ Harvey/J.K. Dobbins vs. Tennessee, 09/07/25	50-74 YARD RUSHING	60 yards, Tony Pollard vs. Tennessee, 09/07/25
76 yards, J.K. Dobbins @ Indianapolis, 09/14/25	75+ YARD RUSHING	165 yards, Jonathan Taylor @ Indianapolis, 09/14/25
30 att., C.J. Anderson @ Indianapolis, 12/14/17	30-39 RUSHING ATTEMPTS	31 att., Derrick Henry vs. Tennessee, 09/14/20
* Never Has Happened *	40+ RUSHING ATTEMPTS	* Never Has Happened *
* Never Has Happened *	400 YARDS RUSHING (TEAM)	* Never Has Happened *



THE LAST TIME



301 yards, Denver 38, Seattle 31 @ Seattle, 11/26/00	300 YARDS RUSHING (TEAM)	350 yards, Miami 70, Denver 20 @ Miami, 09/24/23
225 yards, Denver 33, New Orleans 10 @ New Orleans, 10/17/24	200 YARDS RUSHING (TEAM)	234 yards, N.Y. Jets 31, Denver 21 vs. N.Y. Jets, 10/08/23
225 yards, Denver 33, New Orleans 10 @ New Orleans, 10/17/24	200-299 YARDS RUSHING (TEAM)	234 yards, N.Y. Jets 31, Denver 21 vs. N.Y. Jets, 10/08/23
225 yards, Denver 33, New Orleans 10 @ New Orleans, 10/17/24	200+ YARDS RUSHING (TEAM)	234 yards, N.Y. Jets 31, Denver 21 vs. N.Y. Jets, 10/08/23
301 yards, Denver 38, Seattle 31 @ Seattle, 11/26/00	300+ YARDS RUSHING (TEAM)	350 yards, Miami 70, Denver 20 @ Miami, 09/24/23

RECEIVING

105 yards/102 yards, Marvin Mims Jr./Courtland Sutton vs. Cleveland, 12/02/24	TWO 100-YARD RECEIVERS	131 yards/102 yards, Tee Higgins/Ja'Marr Chase @ Cincinnati, 12/28/24
226 yards, Demaryius Thomas vs. Arizona, 10/05/14	200 YARDS RECEIVING	235 yards, Jerry Jeudy vs. Cleveland, 12/02/24
103 yards, Marvin Mims Jr. @ Cincinnati, 12/28/24	100 YARDS RECEIVING	131 yards/102 yards, Tee Higgins/Ja'Marr Chase @ Cincinnati, 12/28/24
4 tds, Eric Decker: (41, 37, 15, 1) @ Kansas City, 12/01/13	FOUR TOUCHDOWN RECEPTIONS	* Never Has Happened *
* Never Has Happened *	FIVE TOUCHDOWN RECEPTIONS	* Never Has Happened *
3 tds, Jerry Jeudy: (18, 5, 7) vs. Kansas City, 12/11/22	THREE TOUCHDOWN RECEPTIONS	3 tds, Tee Higgins: (2, 12, 3) @ Cincinnati, 12/28/24
2 tds, Marvin Mims Jr.: (32, 7) vs. Kansas City, 01/05/25	TWO TOUCHDOWN RECEPTIONS	2 tds, David Njoku: (8, 4) vs. Cleveland, 12/02/24
Julius Thomas: (10, 32)/Emmanuel Sanders: (32, 15) @ Oakland, 11/09/14	TWO PLAYERS WITH TWO TD RECEPTIONS	* Never Has Happened *
154 yards, Jerry Jeudy vs. L.A. Chargers, 01/08/23	150 YARDS RECEIVING	235 yards, Jerry Jeudy vs. Cleveland, 12/02/24
11 , Javonte Williams @ Seattle, 09/12/22	10 OR MORE RECEPTIONS	11 /10 , Tee Higgins/Mike Gesicki @ Cincinnati, 12/28/24
103 yards, Marvin Mims Jr. @ Cincinnati, 12/28/24	100-149 YARDS RECEIVING	131 yards/102 yards, Tee Higgins/Ja'Marr Chase @ Cincinnati, 12/28/24
154 yards, Jerry Jeudy vs. L.A. Chargers, 01/08/23	150-199 YARDS RECEIVING	191 yards, Nico Collins @ Houston, 12/03/23
226 yards, Demaryius Thomas vs. Arizona, 10/05/14	200-299 YARDS RECEIVING	235 yards, Jerry Jeudy vs. Cleveland, 12/02/24
* Never Has Happened *	300+ YARDS RECEIVING	* Never Has Happened *

COMBINED YARDS

101 yards/340 yards, C.J. Anderson/Peyton Manning vs. Green Bay, 11/01/15	100-YARD RUSHER AND 300-YARD PASSER	165 yards/316 yards, Jonathan Taylor/Daniel Jones @ Indianapolis, 09/14/25
113 yards/308 yards, Marvin Mims Jr./Russell Wilson vs. Washington, 09/17/23	100-YARD RECEIVER AND 300-YARD PASSER	131/102 yards/412 yards, Tee Higgins/Ja'Marr Chase/Joe Burrow @ Cincinnati, 12/28/24
103 yards/154 yards, Latavius Murray/Jerry Jeudy vs. L.A. Chargers, 01/08/23	100-YARD RUSHER AND 100-YARD RECEIVER	106 yards/127 yards, Derrick Henry/Zay Flowers @ Baltimore, 11/03/24
101 yards/340 yards/168 yards, C.J. Anderson/Peyton Manning Demaryius Thomas vs. Green Bay, 11/01/15	100-YARD RUSHER, 300-YARD PASSER, 100-YARD RECEIVER	100 yards/335 yards/131 yards, Khalil Herbert/Justin Fields DJ Moore @ Chicago, 10/01/23
111 yards/111/109 yards, Ronnie Hillman/Demaryius Thomas/Emmanuel Sanders @ Cleveland, 10/18/15	100-YARD RUSHER/TWO 100-YARD RECEIVERS	104 yards/141/107 yards, Ryan Grant/Greg Jennings/James Jones vs. Green Bay, 10/29/07
126/100 yards/334 yards, Demaryius Thomas/Emmanuel Sanders/Trevor Siemian @ Tennessee, 12/11/16	TWO 100-YARD RECEIVERS/300-YARD PASSER	131/102 yards/412 yards, Tee Higgins/Ja'Marr Chase/Joe Burrow @ Cincinnati, 12/28/24

DEFENSE

44 yards/71 yards, Ja'Quan McMillian/Nik Bonitto: (1:52) (Shotgun) 5-J.Winston pass short left intended for 88-J.Akins INTERCEPTED by 15-N.Bonitto [99-Z.Allen] at DEN 29. 15-N.Bonitto for 71 yards, TOUCHDOWN. vs. Cleveland, 12/02/24	INTERCEPTED PASS RETURNED FOR A TOUCHDOWN	85 yards, Cobie Durant: (4:21) (No Huddle, Shotgun) 4-B.Rypien pass short right intended for 86-F.Swain INTERCEPTED by 14-D.Durant at LA 15. 14-D.Durant for 85 yards, TOUCHDOWN. @ L.A. Rams, 12/25/22
50 yards, Nik Bonitto: (12:39) (Shotgun) 10-A.Mitchell to 50 for -10 yards (15-N.Bonitto). FUMBLES (15-N.Bonitto), RECOVERED by DEN-15-N.Bonitto at 50. 15-N.Bonitto for 50 yards, TOUCHDOWN. PENALTY on DEN-15-N.Bonitto, Unsportsmanlike Conduct, 15 yards, enforced between downs. vs. Indianapolis, 12/15/24	FUMBLE RETURNED FOR A TOUCHDOWN	1 yards, Cody Davis: 37-C.Ryland kicks 66 yards from NE 35 to DEN -1. 19-M.Mims MUFFS catch, and recovers at DEN 4. 19-M.Mims to DEN 9 for 5 yards (30-M.Mapu). FUMBLES (30-M.Mapu), RECOVERED by NE-22-C.Davis at DEN 1. 22-C.Davis for 1 yard, TOUCHDOWN. vs. New England, 12/24/23
(11:28) (Shotgun) 7-G.Smith pass incomplete short left to 14-D.Metcalf (6-P.Locke). PENALTY on SEA-75-A.Bradford, Offensive Holding, 1 yard, enforced in End Zone, SAFETY - No Play. @ Seattle, 09/08/24	SAFETY SCORED	(4:24) (Shotgun) 3-R.Wilson pass incomplete short left [96-A.Woods]. PENALTY on DEN-3-R.Wilson, Intentional Grounding, 6 yards, enforced in End Zone, SAFETY. vs. N.Y. Jets, 10/08/23
Denver 38, Kansas City 0 vs. Kansas City, 01/05/25	SHUTOUT	L.A. Chargers 21, Denver 0 @ L.A. Chargers, 10/22/17
* Never Has Happened *	FIVE+ SACK GAME	5.0 sk, Khalil Mack vs. Oakland, 12/13/15
* Never Has Happened *	SIX+ SACK GAME	* Never Has Happened *



THE LAST TIME



* Never Has Happened *	FIVE SACK GAME	5.0 sk, Khalil Mack vs. Oakland, 12/13/15
4.0 sk, Elvis Dumervil vs. Cleveland, 09/20/09	FOUR SACK GAME	* Never Has Happened *
3.5 sk, Zach Allen @ Cincinnati, 12/28/24	THREE SACK GAME	3.0 sk, Christian Barmore vs. New England, 12/24/23
2.0 sk, Nik Bonitto vs. Kansas City, 01/05/25	TWO SACK GAME	2.0 sk, Tavius Robinson @ Baltimore, 11/03/24
Deltha O'Neal/Denard Walker vs. New England, 10/28/01	TWO INTERCEPTIONS BY TEAMMATES	Marcus Coleman: (7, 0)/Victor Green: (15, 21) vs. N.Y. Jets, 10/03/99
2 fr, Elvis Dumervil vs. Minnesota, 12/30/07	TWO OPPONENT FUMBLE RECOVERIES	2 fr, Shy Tuttle vs. Carolina, 10/27/24
71t yards, Nik Bonitto vs. Cleveland, 12/02/24	70+ YARD INTERCEPTION RETURN	85t yards, Cobie Durant @ L.A. Rams, 12/25/22
2 ints, Pat Surtain II vs. Las Vegas, 10/06/24	TWO INTERCEPTIONS	2 ints, Derek Stingley Jr. @ Houston, 12/03/23
* Never Has Happened *	THREE INTERCEPTIONS	* Never Has Happened *
4 ints, Deltha O'Neal vs. Kansas City, 10/07/01	FOUR INTERCEPTIONS	* Never Has Happened *
18 yards, Las Vegas 17, Denver 13 @ Las Vegas, 12/26/21	LESS THAN 25 RUSHING YARDS	24 yards, Denver 16, Las Vegas 10 vs. Oakland, 10/01/17
48 yards, Las Vegas 27, Denver 14 @ Las Vegas, 01/07/24	LESS THAN 50 RUSHING YARDS	27 yards, Denver 38, Kansas City 0 vs. Kansas City, 01/05/25
71 yards, Denver 20, Tennessee 12 vs. Tennessee, 09/07/25	LESS THAN 100 RUSHING YARDS	72 yards, Denver 31, Indianapolis 13 vs. Indianapolis, 12/15/24
12 yards, New Orleans 31, Denver 3 vs. New Orleans, 11/29/20	LESS THAN 50 NET PASSING YARDS	41 yards, Denver 23, N.Y. Jets 0 vs. N.Y. Jets, 12/10/17
60 yards, Denver 10, N.Y. Jets 9 @ N.Y. Jets, 09/29/24	LESS THAN 100 NET PASSING YARDS	62 yards, Denver 20, Tennessee 12 vs. Tennessee, 09/07/25
121 yards, Denver 31, Indianapolis 13 vs. Indianapolis, 12/15/24	LESS THAN 150 NET PASSING YARDS	62 yards, Denver 20, Tennessee 12 vs. Tennessee, 09/07/25
133 yards, Denver 20, Tennessee 12 vs. Tennessee, 09/07/25	LESS THAN 150 YARDS NET OFFENSE	112 yards, New Orleans 31, Denver 3 vs. New Orleans, 11/29/20
133 yards, Denver 20, Tennessee 12 vs. Tennessee, 09/07/25	LESS THAN 200 YARDS NET OFFENSE	193 yards, Denver 31, Indianapolis 13 vs. Indianapolis, 12/15/24
133 yards, Denver 20, Tennessee 12 vs. Tennessee, 09/07/25	LESS THAN 300 YARDS NET OFFENSE	193 yards, Denver 31, Indianapolis 13 vs. Indianapolis, 12/15/24
4 to, Denver 20, Tennessee 12 vs. Tennessee, 09/07/25	FORCED FOUR TURNOVERS	4 to, Denver 24, Buffalo 22 @ Buffalo, 11/13/23
5 to, Las Vegas 37, Denver 12 @ Las Vegas, 11/15/20	FORCED FIVE+ TURNOVERS	5 to, Denver 31, Indianapolis 13 vs. Indianapolis, 12/15/24
1 to, Indianapolis 29, Denver 28 @ Indianapolis, 09/14/25	AT LEAST ONE TURNOVER	2 to, Denver 20, Tennessee 12 vs. Tennessee, 09/07/25
5 to, Denver 31, Indianapolis 13 vs. Indianapolis, 12/15/24	FORCED THREE+ TURNOVERS	4 to, Denver 20, Tennessee 12 vs. Tennessee, 09/07/25
2 to, Denver 20, Tennessee 12 vs. Tennessee, 09/07/25	FORCED TWO+ TURNOVERS	4 to, Denver 20, Tennessee 12 vs. Tennessee, 09/07/25
SPECIAL TEAMS		
99 yards, Marvin Mims Jr.: 7-J.Sanders kicks 64 yards from MIA 35 to DEN 1. 19-M.Mims for 99 yards, TOUCHDOWN. @ Miami, 09/24/23	KICKOFF RETURNED FOR A TOUCHDOWN	101 yards, Andre Roberts: 8-B.McManus kicks 66 yards from DEN 35 to LAC -1. 7-A.Roberts for 101 yards, TOUCHDOWN. @ L.A. Chargers, 01/02/22
83 yards, Dontae Spencer: (10:39) 3-J.Charlton punts 56 yards to DEN 17. Center-44-J.Jansen. 11-D.Spencer for 83 yards, TOUCHDOWN. @ Carolina, 12/13/20	PUNT RETURNED FOR A TOUCHDOWN	64 yards, Jamal Agnew: (11:10) 6-C.Wadman punts 49 yards to DET 36. Center-42-C.Kreiter. 39-J.Agnew for 64 yards, TOUCHDOWN. vs. Detroit, 12/22/19
* Never Has Happened *	BLOCKED FIELD GOAL RETURNED FOR A TOUCHDOWN	* Never Has Happened *
Steven Johnson: (14:04) 8-D.Jones punt is BLOCKED by 53-S.Johnson, Center-46-J.Dorenbos, RECOVERED by DEN-53-S.Johnson at PHI 17. 53-S.Johnson for 17 yards, TOUCHDOWN. vs. Philadelphia, 09/29/13	BLOCKED PUNT RETURNED FOR A TOUCHDOWN	Randy Jordan: (9:23) 16-T.Rouen punt is BLOCKED by 28-R.Jordan, Center-59-G.Cadrez, RECOVERED by OAK-28-R.Jordan at DEN 3. 28-R.Jordan for 3 yards, TOUCHDOWN. @ Oakland, 09/17/00
55 yards, Wil Lutz: (1:02) 3-W.Lutz 55 yard field goal is GOOD, Center-48-M.Fraboni, Holder-9-R.Dixon. @ L.A. Chargers, 12/19/24	MADE FIELD GOAL OF 50 YARDS OR LONGER	50 yards, Joey Slye: (12:03) 6-J.Slye 50 yard field goal is GOOD, Center-46-M.Cox, Holder-3-J.Hekker. vs. Tennessee, 09/07/25
35 yards, Wil Lutz: (:01) 3-W.Lutz 35 yard field goal is BLOCKED (54-L.Chenal), Center-48-M.Fraboni, Holder-9-R.Dixon, RECOVERED by KC-2-J.Williams at KC 24. @ Kansas City, 11/10/24	BLOCKED FIELD GOAL	50 yards, Cameron Dicker: (6:23) 11-C.Dicker 50 yard field goal is BLOCKED (99-Z.Allen), Center-47-J.Harris, Holder-16-J.Scott. vs. L.A. Chargers, 12/31/23
Sam Martin: (10:51) 6-S.Martin punt is BLOCKED by 79-P.O'Connor, Center-46-J.Bobenmoyer, RECOVERED by TB-79-P.O'Connor at DEN 14. 79-P.O'Connor to DEN 10 for 4 yards (46-J.Bobenmoyer).Penalty on DEN-53-A.Calistro, Offensive Holding, declined. vs. Tampa Bay, 09/27/20	BLOCKED PUNT	Sam Koch: (13:40) (Punt formation) 4-S.Koch punt is BLOCKED by 43-J.Jones, Center-46-M.Cox, recovered by BLT-37-J.Allen at BLT 4. 37-J.Allen to BLT 6 for 2 yards (47-J.Jewell). @ Baltimore, 09/23/18
Wil Lutz: 16-W.Lutz extra point is No Good, Hit Left Upright, Center-48-M.Fraboni, Holder-9-R.Dixon. @ Buffalo, 11/13/23	MISSED POINT AFTER TOUCHDOWN ATTEMPT	Chad Ryland: 37-C.Ryland extra point is No Good, Hit Left Upright, Center-49-J.Cardona, Holder-17-B.Baringer. vs. New England, 12/24/23



THE LAST TIME



Ryan Succop [Joseph Jones blocked]: 3-R.Succop extra point is Blocked (43-J.Jones), Center-97-Z.Triner, Holder-8-B.Pinion. vs. Tampa Bay, 09/27/20	POINT AFTER TOUCHDOWN ATTEMPT BLOCKED	Brandon McManus [Margus Hunt blocked]: 8-B.McManus extra point is Blocked (99-M.Hunt), Center-42-C.Kreiter, Holder-9-R.Dixon. @ Cincinnati, 09/25/16
P.J. Locke: (Onside Kick formation) 8-B.McManus kicks onside 8 yards from DEN 35 to DEN 43, impetus ends at DEN 44. RECOVERED by DEN-6-P.Locke. @ Carolina, 11/27/22	SUCCESSFUL ONSIDE KICK	A.J. Moore Jr.: 7-K.Fairbairn kicks onside 3 yards from HST 35 to HST 38. RECOVERED by HST-33-A.Moore. @ Houston, 12/08/19
5 fg, Wil Lutz: (38, 53, 54, 45, 33) @ Las Vegas, 11/24/24	FIVE FIELD GOALS	5 fg, Spencer Shrader: (29, 33, 36, 28, 45) @ Indianapolis, 09/14/25
6 fg, Brandon McManus: (45, 44, 27, 52, 20, 54) @ New England, 10/18/20	SIX FIELD GOALS	6 fg, Jeff Wilkins: (26, 38, 29, 51, 48, 24) @ St. Louis, 09/10/06
55 yards, Wil Lutz: (1:02) 3-W.Lutz 55 yard field goal is GOOD, Center-48-M.Fraboni, Holder-9-R.Dixon. @ L.A. Chargers, 12/19/24	50-59 YARD FIELD GOAL	50 yards, Joey Slye: (11:59) 6-J.Slye 35 yard field goal is GOOD, Center-46-M.Cox, Holder-3-J.Hekker. vs. Tennessee, 09/07/25
4 fg, Wil Lutz: (46, 32, 52, 38) @ New Orleans, 10/17/24	FOUR FIELD GOALS	4 fg, Joey Slye: (50, 33, 42, 35) vs. Tennessee, 09/07/25
61 yards, Brandon McManus: (14:56) 8-B.McManus 23 yard field goal is GOOD, Center-46-J.Bobenmoyer, Holder-6-S.Martin. @ L.A. Chargers, 01/02/22	60+ YARD FIELD GOAL	60 yards, Harrison Butker: (2:00) 7-H.Butker 52 yard field goal is GOOD, Center-41-J.Winchester, Holder-5-T.Townsend. @ Kansas City, 10/12/23
3 fg, Wil Lutz: (35, 30, 45) @ Seattle, 09/08/24	THREE FIELD GOALS	3 fg, Harrison Butker: (36, 28, 20) @ Kansas City, 11/10/24
61 yards, Marvin Mims Jr. vs. Indianapolis, 12/15/24	50-69 YARD PUNT RETURN	64t yards, Jamal Agnew vs. Detroit, 12/22/19
83t yards, Dontae Spencer @ Carolina, 12/13/20	70-89 YARD PUNT RETURN	84t yards, Julian Edelman @ New England, 11/02/14
61 yds, Riley Dixon vs. Cleveland, 12/02/24	60-69 YARD PUNT	65 yds, Johnny Hekker vs. Tennessee, 09/07/25
90t yards, Eric Decker vs. Oakland, 09/12/11	90+ YARD PUNT RETURN	99t yards, Dwayne Harris @ Oakland, 12/24/18
71 yds, Tom Rouen vs. Philadelphia, 10/04/98	70+ YARD PUNT	83 yds, JK Scott @ L.A. Chargers, 12/10/23
60 yards, Dontae Spencer @ Green Bay, 09/22/19	50-69 YARD KICKOFF RETURN	59 yards, Dylan Laube @ Las Vegas, 11/24/24
10 punts, Corliss Waitman vs. San Francisco, 09/25/22	PUNTED 10+ TIMES	10 punts, Marquette King vs. Oakland, 12/13/15
76 yards, Omar Bolden vs. Oakland, 12/28/14	70-89 YARD KICKOFF RETURN	71 yards, Chimere Dike vs. Tennessee, 09/07/25
99t yards, Marvin Mims Jr. @ Miami, 09/24/23	90+ YARD KICKOFF RETURN	101t yards, Andre Roberts @ L.A. Chargers, 01/02/22
TEAM/MISCELLANEOUS		
479 yards, Denver 479, Kansas City 98 vs. Kansas City, 01/05/25	400 TOTAL YARDS OF OFFENSE	473 yards, Indianapolis 473, Denver 324 @ Indianapolis, 09/14/25
503 yards, Denver 503, L.A. Chargers 317 vs. San Diego, 01/03/16	500 TOTAL YARDS OF OFFENSE	552 yards, Cleveland 552, Denver 400 vs. Cleveland, 12/02/24
* Never Has Happened *	600 TOTAL YARDS OF OFFENSE	726 yards, Miami 726, Denver 363 @ Miami, 09/24/23
ST: (10:12) C.Newton pass short left intended for B.LaFell INTERCEPTED by T.Carter at CAR 40. T.Carter for 40 yards, TOUCHDOWN.DEF: (3:30) R.Hillman left end for 5 yards, TOUCHDOWN.DEF: (1:39) (Shotgun) P.Manning pass short right to B.Stokley for 10 yards, TOUCHDOWN.OFF: (15:00) B.Nortman punts 59 yards to DEN 24, Center-J.Jansen. T.Holliday for 76 yards, TOUCHDOWN. @ Carolina, 11/11/12	TOUCHDOWN ON OFFENSE, DEFENSE AND SPECIAL TEAMS	ST: (3:02) (Shotgun) C.Henne left end for 1 yard, TOUCHDOWN.ST: (11:21) (Shotgun) P.Mahomes pass short right to T.Hill for 10 yards, TOUCHDOWN.ST: (9:15) (Shotgun) C.Edwards-Helaire left guard for 11 yards, TOUCHDOWN.DEF: (9:28) (Shotgun) D.Lock pass short right intended for N.Fant INTERCEPTED by D.Sorensen [A.Hitchens] at 50. D.Sorensen for 50 yards, TOUCHDOWN.OFF: B.McManus kicks 67 yards from DEN 35 to KC -2. B.Pringle for 102 yards, TOUCHDOWN. vs. Kansas City, 10/25/20
Russell Wilson/Russell Wilson: TWO-POINT CONVERSION ATTEMPT. 3-R.Wilson pass to 33-J.Williams is complete. ATTEMPT SUCCEEDS.TWO-POINT CONVERSION ATTEMPT. 3-R.Wilson pass to 89-B.Johnson is complete. ATTEMPT SUCCEEDS. vs. New England, 12/24/23	MADE TWO-POINT CONVERSION	Justin Herbert: TWO-POINT CONVERSION ATTEMPT. 10-J.Herbert pass to 5-J.Palmer is complete. ATTEMPT SUCCEEDS. @ L.A. Chargers, 12/19/24
Bo Nix: TWO-POINT CONVERSION ATTEMPT. 10-B.Nix pass to 19-M.Mims is complete. ATTEMPT FAILS. vs. L.A. Chargers, 10/13/24	FAILED TWO-POINT CONVERSION	Justin Herbert: TWO-POINT CONVERSION ATTEMPT. 10-J.Herbert rushes left end. ATTEMPT FAILS. @ L.A. Chargers, 12/19/24
Denver 51, Tennessee 28 vs. Tennessee, 12/08/13	50 POINTS	Miami 70, Denver 20 @ Miami, 09/24/23
Denver 41, Cleveland 32 vs. Cleveland, 12/02/24	40 POINTS	Baltimore 41, Denver 10 @ Baltimore, 11/03/24
Denver 20, Cincinnati 17 vs. Cincinnati, 12/28/15	OVERTIME WIN	Cincinnati 30, Denver 24 @ Cincinnati, 12/28/24
Cincinnati 30, Denver 24 @ Cincinnati, 12/28/24	OVERTIME LOSS	Denver 20, Cincinnati 17 vs. Cincinnati, 12/28/15
* Never Has Happened *	OVERTIME TIE	* Never Has Happened *
Denver 21, Arizona 3 @ Arizona, 10/18/18	20 FIRST-QUARTER POINTS	Kansas City 21, Denver 7 @ Kansas City, 12/25/16
Denver 21, Carolina 0 vs. Carolina, 10/27/24	20 SECOND-QUARTER POINTS	Detroit 21, Denver 0 @ Detroit, 12/16/23
Denver 21, Cincinnati 7 @ Cincinnati, 12/22/14	20 THIRD-QUARTER POINTS	New England 20, Denver 0 vs. New England, 12/24/23



THE LAST TIME



Denver 21, Indianapolis 0 vs. Indianapolis, 12/15/24	20 FOURTH-QUARTER POINTS	Miami 21, Denver 7 @ Miami, 09/24/23
Denver 38, Kansas City 0 vs. Kansas City, 01/05/25	SHUTOUT AT HOME	* Never Has Happened *
* Never Has Happened *	SHUTOUT ON THE ROAD	L.A. Chargers 21, Denver 0 @ L.A. Chargers, 10/22/17
Denver 20, Cincinnati 17 vs. Cincinnati, 12/28/15	OVERTIME WIN AT HOME	Las Vegas 22, Denver 16 vs. Las Vegas, 11/20/22
Denver 26, Cleveland 23 @ Cleveland, 10/18/15	OVERTIME WIN ON THE ROAD	Cincinnati 30, Denver 24 @ Cincinnati, 12/28/24
10 pen, Denver 24, Buffalo 22 @ Buffalo, 11/13/23	10 PENALTIES	11 pen, Indianapolis 29, Denver 28 @ Indianapolis, 09/14/25
3 td, Cincinnati 30, Denver 24 (3:14) (Shotgun) B.Nix pass short right to C.Sutton for 6 yards, TOUCHDOWN. (8:56) (Shotgun) B.Nix pass deep middle to M.Mims for 51 yards, TOUCHDOWN. (:14) (Shotgun) B.Nix pass deep right to M.Mims for 25 yards, TOUCHDOWN [C.Johnson]. The Replay Official reviewed the pass completion ruling, and the play was Upheld. The ruling on the field stands. @ Cincinnati, 12/28/24	THREE TOTAL TOUCHDOWNS	3 td, Seattle 26, Denver 20 (6:04) (Shotgun) G.Smith scrambles up the middle for 34 yards, TOUCHDOWN. (10:51) (Shotgun) K.Walker up the middle for 23 yards, TOUCHDOWN. (15:00) (Shotgun) G.Smith pass deep right to Z.Charbonnet for 30 yards, TOUCHDOWN [J.Cooper]. @ Seattle, 09/08/24
0 to, Denver 38, Kansas City 0 vs. Kansas City, 01/05/25	NO TURNOVERS	0 to, Indianapolis 29, Denver 28 @ Indianapolis, 09/14/25
0 pen, Denver 9, Kansas City 6 vs. Kansas City, 09/17/06	NO PENALTIES	0 pen, Las Vegas 27, Denver 14 @ Las Vegas, 01/07/24
4 td, Indianapolis 29, Denver 28 (8:30) (Shotgun) B.Nix pass deep left to M.Mims for 23 yards, TOUCHDOWN. (10:46) B.Nix pass short right to T.Franklin for 3 yards, TOUCHDOWN. (3:06) (Shotgun) A.Palczewski reported in as eligible. B.Nix pass short right to A.Trautman for 2 yards, TOUCHDOWN. (11:17) J.Dobbins right guard for 5 yards, TOUCHDOWN. @ Indianapolis, 09/14/25	FOUR TOTAL TOUCHDOWNS	4 td, Cincinnati 30, Denver 24 (1:52) (Shotgun) J.Burrow pass short middle to T.Higgins for 2 yards, TOUCHDOWN. (11:37) (Shotgun) J.Burrow pass short right to T.Higgins for 12 yards, TOUCHDOWN. (1:31) M.Lee reported in as eligible. J.Burrow up the middle for 1 yard, TOUCHDOWN. (1:10) (Shotgun) J.Burrow pass short left to T.Higgins for 3 yards, TOUCHDOWN. @ Cincinnati, 12/28/24
41:49 TOP, Denver 38, Kansas City 0 vs. Kansas City, 01/05/25	OVER 40:00 TIME OF POSSESSION (NON-OT)	41:28 TOP, Las Vegas 30, Denver 20 @ Oakland, 11/06/16
vs. Kansas City, 01/05/25	NO SACKS/NO INTERCEPTIONS ALLOWED	@ Miami, 09/24/23
(14, 10, 7, 7 Points), Denver 38, Kansas City 0 vs. Kansas City, 01/05/25	SCORE TOUCHDOWN IN EACH QUARTER	(7, 10, 8, 7 Points), Denver 41, Cleveland 32 vs. Cleveland, 12/02/24
31 (first half), Denver 38, Houston 24 @ Houston, 12/08/19	30 ONE-HALF POINTS	35 (first half), 35 (second half), Miami 70, Denver 20 @ Miami, 09/24/23
21 (Q4), Denver 31, Indianapolis 13 vs. Indianapolis, 12/15/24	SCORED 20+ POINTS IN ONE QUARTER	20 (Q3), New England 26, Denver 23 vs. New England, 12/24/23
Denver 38, Kansas City 0 vs. Kansas City, 01/05/25	WON GAME BY 20+ POINTS	Baltimore 41, Denver 10 @ Baltimore, 11/03/24
3 tds, Jerry Jeudy: (18-Pass Reception, 5-Pass Reception, 7-Pass Reception) vs. Kansas City, 12/11/22	THREE TOUCHDOWNS BY A PLAYER	3 tds, Tee Higgins: (2-Pass Reception, 12-Pass Reception, 3-Pass Reception) @ Cincinnati, 12/28/24
4 tds, Eric Decker: (41-Pass Reception, 37-Pass Reception, 15-Pass Reception, 1-Pass Reception) @ Kansas City, 12/01/13	FOUR TOUCHDOWNS BY A PLAYER	4 tds/4 tds, Raheem Mostert/De'Von Achane: (20-Rushing, 3-Rushing, 1-Rushing, 19-Pass Reception) 8-Rushing, 4-Pass Reception, 10-Pass Reception, 67-Rushing) @ Miami, 09/24/23
5 tds, Clinton Portis: (11-Rushing, 1-Rushing, 59-Rushing, 28-Rushing, 53-Rushing) vs. Kansas City, 12/07/03	FIVE TOUCHDOWNS BY A PLAYER	* Never Has Happened *





ROSTERS
DEPTH CHART
TRANSACTIONS

NUMERICAL ROSTER



NO.	NAME	POS	HT	WT	AGE	EXP	COLLEGE	HOMETOWN	HOW ACQ
Active (53)									
0	Cooper, Jonathon	OLB	6-4	257	27	5	Ohio State	Gahanna, Ohio	D7b-'21
1	Engram, Evan	TE	6-3	240	31	9	Mississippi	Powder Springs, Ga.	FA-'25
2	Surtain II, Pat	CB	6-2	202	25	5	Alabama	Plantation, Fla.	D1-'21
3	Lutz, Wil	K	5-11	184	31	10	Georgia State	Newnan, Ga.	T (N.O.)-'23
4	Ehlinger, Sam	QB	6-2	225	26	4	Texas	Austin, Texas	UFA (Ind.)-'25
5	Sherfield Sr., Trent	WR	6-1	206	29	8	Vanderbilt	Danville, Ill.	UFA (Min.)-'25
6	Locke, P.J.	S	5-10	202	28	6	Texas	Beaumont, Texas	FA-'19
8	Stidham, Jarrett	QB	6-3	215	29	7	Auburn	Corbin, Ky.	UFA (L.V.)-'23
9	Hufanga, Talanoa	S	6-0	200	25	5	Southern California	Corvallis, Ore.	UFA (S.F.)-'25
10	Nix, Bo	QB	6-2	217	25	2	Oregon	Pinson, Ala.	D1-'24
11	Franklin, Troy	WR	6-3	187	22	2	Oregon	East Palo Alto, Calif.	D4-'24
12	Harvey, RJ	RB	5-9	208	24	R	Central Florida	Orlando, Fla.	D2-'25
13	Bryant, Pat	WR	6-3	200	22	R	Illinois	Jacksonville, Fla.	D3a-'25
14	Sutton, Courtland	WR	6-4	216	29	8	Southern Methodist	Brenham, Texas	D2-'18
15	Bonitto, Nik	OLB	6-3	240	25	4	Oklahoma	Fort Lauderdale, Fla.	D2-'22
16	Crawshaw, Jeremy	P	6-3	205	24	R	Florida	Emu Plains, New South Wales, Australia	D6-'25
19	Mims Jr., Marvin	WR	5-11	184	23	3	Oklahoma	Frisco, Texas	D2-'23
21	Moss, Riley	CB	6-1	193	25	3	Iowa	Ankeny, Iowa	D3b-'23
22	Jones, Brandon	S	6-1	190	27	6	Texas	Nacogdoches, Texas	UFA (Mia.)-'24
23	Barron, Jahdae	CB	5-11	200	23	R	Texas	Austin, Texas	D1-'25
26	Key, Devon	S	6-0	208	27	3	Western Kentucky	Lexington, Ky.	FA-'22
27	Dobbins, J.K.	RB	5-10	215	26	6	Ohio State	La Grange, Texas	UFA (LAC.)-'25
28	Badie, Tyler	RB	5-8	194	26	4	Missouri	New Orleans, La.	PS (Bal.)-'22
29	McMillian, Ja'Quan	CB	5-10	183	25	4	East Carolina	Winston-Salem, N.C.	CFA-'22
31	Abrams-Draine, Kris	CB	5-11	178	23	2	Missouri	Mobile, Ala.	D5a-'24
34	Skinner, JL	S	6-4	220	24	3	Boise State	San Diego, Calif.	D6-'23
38	McLaughlin, Jaleel	RB	5-9	183	25	3	Youngstown State	Raleigh, N.C.	CFA-'23
40	Strnad, Justin	ILB	6-3	235	29	6	Wake Forest	Palm Harbor, Fla.	D5-'20
45	Adkins, Nate	TE	6-3	252	26	3	South Carolina	Knoxville, Tenn.	CFA-'23
47	Reid, Karene	ILB	6-0	226	25	R	Utah	American Fork, Utah	CFA-'25
48	Fraboni, Mitchell	LS	6-2	223	28	4	Arizona State	Phoenix, Ariz.	FA-'22
49	Singleton, Alex	ILB	6-2	240	31	7	Montana State	Thousand Oaks, Calif.	UFA (Phi.)-'22
51	Robinson, Que	OLB	6-5	241	24	R	Alabama	Birmingham, Ala.	D4-'25
52	Elliss, Jonah	OLB	6-2	246	22	2	Utah	Moscow, Idaho	D3-'24
54	Forsyth, Alex	C	6-4	312	26	3	Oregon	West Linn, Ore.	D7-'23
57	Greenlaw, Dre	LB	6-0	230	28	7	Arkansas	Fayetteville, Ark.	UFA (S.F.)-'25
60	Wattenberg, Luke	C	6-5	300	28	4	Washington	Trabuco Canyon, Calif.	D5c-'22
63	Palczewski, Alex	T	6-6	315	26	3	Illinois	Mount Prospect, Ill.	CFA-'23
69	McGlinchey, Mike	T	6-8	310	30	8	Notre Dame	Philadelphia, Pa.	UFA (S.F.)-'23
72	Bolles, Garrett	T	6-5	300	33	9	Utah	Walnut Creek, Calif.	D1-'17
73	Crum, Frank	T	6-7	315	25	2	Wyoming	Laramie, Wyo.	CFA-'24
74	Powers, Ben	G	6-4	338	28	7	Oklahoma	Wichita, Kan.	UFA (Bal.)-'23
77	Meinerz, Quinn	G	6-3	320	26	5	Wisconsin-Whitewater	Hartford, Wis.	D3a-'21
79	Pearl, Matt	T	6-7	315	28	6	Connecticut	Kingston, Jamaica	UFA (NYG.)-'24
82	Trautman, Adam	TE	6-5	253	28	6	Dayton	Williamsburg, Mich.	T (N.O.)-'23
85	Krull, Lucas	TE	6-6	260	27	4	Pittsburgh	Shawnee, Kan.	FA-'23
92	Tillman, Dondrea	OLB	6-4	247	27	2	Indiana, Pa.	Serling, Va.	FA-'24
93	Jones, D.J.	DT	6-0	305	30	9	Mississippi	Greenville, S.C.	UFA (S.F.)-'22
94	Jackson, Jordan	DL	6-5	285	27	2	Air Force	Jacksonville, Fla.	FA-'23
95	Jones, Sai'vion	DE	6-6	280	22	R	Louisiana State	Vacherie, La.	D3b-'25
96	Uwazurike, Eyioma	DL	6-6	320	27	3	Iowa State	Detroit, Mich.	D4b-'22
98	Franklin-Myers, John	DL	6-4	288	28	8	Stephen F. Austin	Greenville, Texas	T (NYJ.)-'24
99	Allen, Zach	DL	6-4	281	28	7	Boston College	New Canaan, Conn.	UFA (Ari.)-'23
Practice Squad (17)									
32	Turner-Yell, Delarrin	S	5-11	200	25	4	Oklahoma	Hempstead, Texas	D5a-'22
33	Robinson, Jaden	CB	6-0	193	24	R	Oregon State	Auburn, Wash.	CFA-'25
35	Taylor, Reese	CB	5-10	188	26	2	Purdue	Indianapolis, Ind.	FA-'23
42	Vaughn, Deuce	RB	5-5	185	23	3	Kansas State	Round Rock, Texas	FA-'25
43	Smith, Keidron	DB	6-2	201	25	2	Kentucky	West Palm Beach, Fla.	FA-'23
46	Prentice, Adam	FB	6-0	245	28	5	South Carolina	Fresno, Calif.	FA-'25
50	Wallow, Garret	LB	6-2	230	26	4	TCU	New Orleans, La.	FA-'25
55	Turner, Jordan	ILB	6-1	231	23	R	Michigan State	Farmington Hills, Mich.	CFA-'25
56	Bailey, Levelle	ILB	6-2	225	24	2	Fresno State	Sacramento, Calif.	CFA-'24
68	Michalski, Joe	C	6-5	305	24	R	Oklahoma State	Kansas City, Kan.	CFA-'25
76	Throckmorton, Calvin	G	6-5	311	29	6	Oregon	Bellevue, Wash.	UFA (Ten.)-'24
83	Bandy, Michael	WR	5-10	190	27	4	San Diego	La Mirada, Calif.	UFA (LAC.)-'23
84	Lohner, Caleb	TE	6-7	250	23	R	Utah	Flower Mound, Texas	D7-'25
86	Murtagh, Patrick	TE	6-6	250	25	2	International Pathway Program	Gold Coast, QLD.	FA-'25
87	Perry, A.T.	WR	6-5	205	25	3	Wake Forest	Lake Worth, Fla.	FA-'24
89	Thomas, Thayer	WR	6-0	195	27	1	NC State	Wake Forest, N.C.	FA-'25
90	Miller, Jordan	NT	6-3	307	25	1	Southern Methodist	Jacksonville, Fla.	CFA-'24
Injured Reserve (6)									
20	Burton, Michael	FB	5-11	242	33	11	Rutgers	Long Valley, N.J.	UFA (K.C.)-'23
41	Sanders, Drew	LB	6-5	233	24	3	Arkansas	Denton, Texas	D3a-'23
59	Walker, Johnny	OLB	6-3	250	23	R	Missouri	Tampa, Fla.	CFA-'25
66	Gargiulo, Nick	G	6-5	327	25	2	South Carolina	Yorktown Heights, N.Y.	D7b-'24
91	Henningsen, Matt	DL	6-3	291	26	3	Wisconsin	Menomonee Falls, Wis.	D6-'22
97	Roach, Malcolm	DT	6-3	290	27	6	Texas	Baton Rouge, La.	UFA (N.O.)-'24



ALPHABETICAL ROSTER



NO.	NAME	POS	HT	WT	AGE	EXP	COLLEGE	HOMETOWN	HOW ACQ
Active (53)									
31	Abrams-Draine, Kris	CB	5-11	178	23	2	Missouri	Mobile, Ala.	D5a-'24
45	Adkins, Nate	TE	6-3	252	26	3	South Carolina	Knoxville, Tenn.	CFA-'23
99	Allen, Zach	DL	6-4	281	28	7	Boston College	New Canaan, Conn.	UFA (Ari.)-'23
28	Badie, Tyler	RB	5-8	194	26	4	Missouri	New Orleans, La.	PS (Bal.)-'22
23	Barron, Jahdae	CB	5-11	200	23	R	Texas	Austin, Texas	D1-'25
72	Bolles, Garrett	T	6-5	300	33	9	Utah	Walnut Creek, Calif.	D1-'17
15	Bonitto, Nik	OLB	6-3	240	25	4	Oklahoma	Fort Lauderdale, Fla.	D2-'22
13	Bryant, Pat	WR	6-3	200	22	R	Illinois	Jacksonville, Fla.	D3a-'25
0	Cooper, Jonathon	OLB	6-4	257	27	5	Ohio State	Gahanna, Ohio	D7b-'21
16	Crawshaw, Jeremy	P	6-3	205	24	R	Florida	Emu Plains, New South Wales, Australia	D6-'25
73	Crum, Frank	T	6-7	315	25	2	Wyoming	Laramie, Wyo.	CFA-'24
27	Dobbins, J.K.	RB	5-10	215	26	6	Ohio State	La Grange, Texas	UFA (LAC.)-'25
4	Ehlinger, Sam	QB	6-2	225	26	4	Texas	Austin, Texas	UFA (Ind.)-'25
52	Elliss, Jonah	OLB	6-2	246	22	2	Utah	Moscow, Idaho	D3-'24
1	Engram, Evan	TE	6-3	240	31	9	Mississippi	Powder Springs, Ga.	FA-'25
54	Forsyth, Alex	C	6-4	312	26	3	Oregon	West Linn, Ore.	D7-'23
48	Fraboni, Mitchell	LS	6-2	223	28	4	Arizona State	Phoenix, Ariz.	FA-'22
11	Franklin, Troy	WR	6-3	187	22	2	Oregon	East Palo Alto, Calif.	D4-'24
98	Franklin-Myers, John	DL	6-4	288	28	8	Stephen F. Austin	Greenville, Texas	T (NYJ.)-'24
57	Greenlaw, Dre	LB	6-0	230	28	7	Arkansas	Fayetteville, Ark.	UFA (S.F.)-'25
12	Harvey, RJ	RB	5-9	208	24	R	Central Florida	Orlando, Fla.	D2-'25
9	Hufanga, Talanoa	S	6-0	200	25	5	Southern California	Corvallis, Ore.	UFA (S.F.)-'25
94	Jackson, Jordan	DL	6-5	285	27	2	Air Force	Jacksonville, Fla.	FA-'23
22	Jones, Brandon	S	6-1	190	27	6	Texas	Nacogdoches, Texas	UFA (Mia.)-'24
93	Jones, D.J.	DT	6-0	305	30	9	Mississippi	Greenville, S.C.	UFA (S.F.)-'22
95	Jones, Sai'vion	DE	6-6	280	22	R	Louisiana State	Vacherie, La.	D3b-'25
26	Key, Devon	S	6-0	208	27	3	Western Kentucky	Lexington, Ky.	FA-'22
85	Krull, Lucas	TE	6-6	260	27	4	Pittsburgh	Shawnee, Kan.	FA-'23
6	Locke, P.J.	S	5-10	202	28	6	Texas	Beaumont, Texas	FA-'19
3	Lutz, Wil	K	5-11	184	31	10	Georgia State	Newnan, Ga.	T (N.O.)-'23
69	McGlinchey, Mike	T	6-8	310	30	8	Notre Dame	Philadelphia, Pa.	UFA (S.F.)-'23
38	McLaughlin, Jaleel	RB	5-9	183	25	3	Youngstown State	Raleigh, N.C.	CFA-'23
29	McMillian, Ja'Quan	CB	5-10	183	25	4	East Carolina	Winston-Salem, N.C.	CFA-'22
77	Meinerz, Quinn	G	6-3	320	26	5	Wisconsin-Whitewater	Hartford, Wis.	D3a-'21
19	Mims Jr., Marvin	WR	5-11	184	23	3	Oklahoma	Frisco, Texas	D2-'23
21	Moss, Riley	CB	6-1	193	25	3	Iowa	Ankeny, Iowa	D3b-'23
10	Nix, Bo	QB	6-2	217	25	2	Oregon	Pinson, Ala.	D1-'24
63	Palczewski, Alex	T	6-6	315	26	3	Illinois	Mount Prospect, Ill.	CFA-'23
79	Peart, Matt	T	6-7	315	28	6	Connecticut	Kingston, Jamaica	UFA (NYG.)-'24
74	Powers, Ben	G	6-4	338	28	7	Oklahoma	Wichita, Kan.	UFA (Bal.)-'23
47	Reid, Karene	ILB	6-0	226	25	R	Utah	American Fork, Utah	CFA-'25
51	Robinson, Que	OLB	6-5	241	24	R	Alabama	Birmingham, Ala.	D4-'25
5	Sherfield Sr., Trent	WR	6-1	206	29	8	Vanderbilt	Danville, Ill.	UFA (Min.)-'25
49	Singleton, Alex	ILB	6-2	240	31	7	Montana State	Thousand Oaks, Calif.	UFA (Phi.)-'22
34	Skinner, JL	S	6-4	220	24	3	Boise State	San Diego, Calif.	D6-'23
8	Stidham, Jarrett	QB	6-3	215	29	7	Auburn	Corbin, Ky.	UFA (L.V.)-'23
40	Strnad, Justin	ILB	6-3	235	29	6	Wake Forest	Palm Harbor, Fla.	D5-'20
2	Surtain II, Pat	CB	6-2	202	25	5	Alabama	Plantation, Fla.	D1-'21
14	Sutton, Courtland	WR	6-4	216	29	8	Southern Methodist	Brenham, Texas	D2-'18
92	Tillman, Dondrea	OLB	6-4	247	27	2	Indiana, Pa.	Serling, Va.	FA-'24
82	Trautman, Adam	TE	6-5	253	28	6	Dayton	Williamsburg, Mich.	T (N.O.)-'23
96	Uwazurike, Eyioma	DL	6-6	320	27	3	Iowa State	Detroit, Mich.	D4b-'22
60	Wattenberg, Luke	C	6-5	300	28	4	Washington	Trabuco Canyon, Calif.	D5c-'22
Practice Squad (17)									
56	Bailey, Levelle	ILB	6-2	225	24	2	Fresno State	Sacramento, Calif.	CFA-'24
83	Bandy, Michael	WR	5-10	190	27	4	San Diego	La Mirada, Calif.	UFA (LAC.)-'23
84	Lohner, Caleb	TE	6-7	250	23	R	Utah	Flower Mound, Texas	D7-'25
68	Michalski, Joe	C	6-5	305	24	R	Oklahoma State	Kansas City, Kan.	CFA-'25
90	Miller, Jordan	NT	6-3	307	25	1	Southern Methodist	Jacksonville, Fla.	CFA-'24
86	Murtagh, Patrick	TE	6-6	250	25	2	International Pathway Program	Gold Coast, QLD.	FA-'25
87	Perry, A.T.	WR	6-5	205	25	3	Wake Forest	Lake Worth, Fla.	FA-'24
46	Prentice, Adam	FB	6-0	245	28	5	South Carolina	Fresno, Calif.	FA-'25
33	Robinson, Jaden	CB	6-0	193	24	R	Oregon State	Auburn, Wash.	CFA-'25
43	Smith, Keidron	DB	6-2	201	25	2	Kentucky	West Palm Beach, Fla.	FA-'23
35	Taylor, Reese	CB	5-10	188	26	2	Purdue	Indianapolis, Ind.	FA-'23
89	Thomas, Thayer	WR	6-0	195	27	1	NC State	Wake Forest, N.C.	FA-'25
76	Throckmorton, Calvin	G	6-5	311	29	6	Oregon	Bellevue, Wash.	UFA (Ten.)-'24
55	Turner, Jordan	ILB	6-1	231	23	R	Michigan State	Farmington Hills, Mich.	CFA-'25
32	Turner-Yell, Delarrin	S	5-11	200	25	4	Oklahoma	Hempstead, Texas	D5a-'22
42	Vaughn, Deuce	RB	5-5	185	23	3	Kansas State	Round Rock, Texas	FA-'25
50	Wallow, Garret	LB	6-2	230	26	4	TCU	New Orleans, La.	FA-'25
Injured Reserve (6)									
20	Burton, Michael	FB	5-11	242	33	11	Rutgers	Long Valley, N.J.	UFA (K.C.)-'23
66	Gargiulo, Nick	G	6-5	327	25	2	South Carolina	Yorktown Heights, N.Y.	D7b-'24
91	Henningsen, Matt	DL	6-3	291	26	3	Wisconsin	Menomonee Falls, Wis.	D6-'22
97	Roach, Malcolm	DT	6-3	290	27	6	Texas	Baton Rouge, La.	UFA (N.O.)-'24
41	Sanders, Drew	LB	6-5	233	24	3	Arkansas	Denton, Texas	D3a-'23
59	Walker, Johnny	OLB	6-3	250	23	R	Missouri	Tampa, Fla.	CFA-'25



POSITIONAL ROSTER



QUARTERBACKS (3)

4 Ehlinger, Sam	QB	8 Stidham, Jarrett	QB
10 Nix, Bo	QB		

RUNNING BACKS (7)

12 Harvey, RJ	RB	20 Burton, Michael (IR)	FB
27 Dobbins, J.K.	RB	28 Badie, Tyler	RB
38 McLaughlin, Jaleel	RB	42 Vaughn, Deuce (PS)	RB
46 Prentice, Adam (PS)	FB		

WIDE RECEIVERS (8)

5 Sherfield Sr., Trent	WR	11 Franklin, Troy	WR
13 Bryant, Pat	WR	14 Sutton, Courtland	WR
19 Mims Jr., Marvin	WR	83 Bandy, Michael (PS)	WR
87 Perry, A.T. (PS)	WR	89 Thomas, Thayer (PS)	WR

TIGHT ENDS (6)

1 Engram, Evan	TE	45 Adkins, Nate	TE
82 Trautman, Adam	TE	84 Lohner, Caleb (PS)	TE
85 Krull, Lucas	TE	86 Murtagh, Patrick (PS)	TE

OFFENSIVE LINE (12)

54 Forsyth, Alex	C	60 Wattenberg, Luke	C
63 Palczewski, Alex	T	66 Gargiulo, Nick (IR)	G
68 Michalski, Joe (PS)	C	69 McGlinchey, Mike	T
72 Bolles, Garrett	T	73 Crum, Frank	T
74 Powers, Ben	G	76 Throckmorton, Calvin (PS)	G
77 Meinerz, Quinn	G	79 Peart, Matt	T

LINEBACKERS (14)

0 Cooper, Jonathon	OLB	15 Bonitto, Nik	OLB
40 Strnad, Justin	ILB	41 Sanders, Drew (IR)	LB
47 Reid, Karene	ILB	49 Singleton, Alex	ILB
50 Wallow, Garret (PS)	LB	51 Robinson, Que	OLB
52 Elliss, Jonah	OLB	55 Turner, Jordan (PS)	ILB
56 Bailey, Levelle (PS)	ILB	57 Greenlaw, Dre	LB
59 Walker, Johnny (IR)	OLB	92 Tillman, Dondrea	OLB

DEFENSIVE BACKS (14)

2 Surtain II, Pat	CB	6 Locke, P.J.	S
9 Hufanga, Talanoa	S	21 Moss, Riley	CB
22 Jones, Brandon	S	23 Barron, Jahdae	CB
26 Key, Devon	S	29 McMillian, Ja'Quan	CB
31 Abrams-Draine, Kris	CB	32 Turner-Yell, Delarrin (PS)	S
33 Robinson, Jaden (PS)	CB	34 Skinner, JL	S
35 Taylor, Reese (PS)	CB	43 Smith, Keidron (PS)	DB

DEFENSIVE LINE (9)

90 Miller, Jordan (PS)	NT	91 Henningsen, Matt (IR)	DL
93 Jones, D.J.	DT	94 Jackson, Jordan	DL
95 Jones, Sai'vion	DE	96 Uwazurike, Eyioma	DL
97 Roach, Malcolm (IR)	DT	98 Franklin-Myers, John	DL
99 Allen, Zach	DL		

SPECIALISTS (3)

3 Lutz, Wil	K	16 Crawshaw, Jeremy	P
48 Fraboni, Mitchell	LS		



UNOFFICIAL DEPTH CHART



(As of September 14, 2025)

OFFENSE

WR	19 Marvin Mims Jr.	11 Troy Franklin	5 Trent Sherfield Sr.
LT	72 Garrett Bolles	79 Matt Peart	
LG	74 Ben Powers	63 Alex Palczewski	
C	60 Luke Wattenberg	54 Alex Forsyth	
RG	77 Quinn Meinerz	63 Alex Palczewski	
RT	69 Mike McGlinchey	73 Frank Crum	
TE	1 Evan Engram	82 Adam Trautman	45 Nate Adkins 85 Lucas Krull
WR	14 Courtland Sutton	<u>13 Pat Bryant</u>	
RB	27 J.K. Dobbins	<u>12 RJ Harvey</u>	28 Tyler Badie 38 Jaleel McLaughlin 4 Sam Ehlinger
QB	10 Bo Nix	8 Jarrett Stidham	

DEFENSE

DE	99 Zach Allen	94 Jordan Jackson	
NT	93 D.J. Jones		
DE	98 John Franklin-Myers	96 Eyioma Uwazurike	<u>95 Sai'vion Jones</u>
SLB	0 Jonathon Cooper	52 Jonah Elliss	
WLB	15 Nik Bonitto	92 Dondrea Tillman	<u>51 Que Robinson</u>
ILB	49 Alex Singleton	40 Justin Strnad	
ILB	57 Dre Greenlaw	<u>47 Karene Reid</u>	
LCB	2 Pat Surtain II	<u>23 Jahdae Barron</u>	
RCB	21 Riley Moss	31 Kris Abrams-Draine	
NCB	29 Ja'Quan McMillian	<u>23 Jahdae Barron</u>	
S	9 Talanoa Hufanga	6 P.J. Locke	34 JL Skinner
S	22 Brandon Jones	26 Devon Key	

SPECIALISTS

PK	3 Wil Lutz		
KO	3 Wil Lutz		
P	<u>16 Jeremy Crawshaw</u>		
H	<u>16 Jeremy Crawshaw</u>		
LS	48 Mitchell Fraboni		
KR	19 Marvin Mims Jr.	38 Jaleel McLaughlin	28 Tyler Badie
PR	19 Marvin Mims Jr.	21 Riley Moss	

PRONUNCIATION GUIDE

Tyler Badie	bah-DAY	Ja'Quan McMillian	JAY-quan mac-MILL-in
Jahdae Barron	zha-DAY	Quinn Meinerz	minors
Garrett Bolles	BOWLS	Alex Palczewski	pal-CHESS-key
Nik Bonitto	bo-KNEE-toe	Matt Peart	payrt
Sam Ehlinger	EL-in-gurr	Karene Reid	cah-REN-nay
Alex Forsyth	FORE-seith	Jarrett Stidham	STID-um
Mitchell Fraboni	fruh-BONE-ee	Justin Strnad	stir-NAHD
Talanoa Hufanga	tal-uh-NOE-uh, who-FAWN-guh	Pat Surtain II	sur-TAN
Sai'vion Jones	say-VEE-on	Dondrea Tillman	DON-dre
Jaleel McLaughlin	muh-GLOFF-lin	Eyioma Uwazurike	en-YO-muh oo-WOZ-zur-EE-kay





2025 DENVER BRONCOS EXPERIENCE (AS OF SEPTEMBER 21, 2025)

NO	NAME	POS	HT	WT	DOB	AGE	EXP	COLLEGE	HOMETOWN	HOW ACQ	GP	GS	DPN	INA
ELEVENTH SEASON (1)														
20	Michael Burton	FB	5-11	242	02/01/92	33	11	Rutgers	Long Valley, N.J.	UFA (K.C.)-'23	0	0	0	0
TENTH SEASON (1)														
3	Wil Lutz	K	5-11	184	07/07/94	31	10	Georgia State	Newnan, Ga.	T (N.O.)-'23	2	0	0	0
NINTH SEASON (3)														
93	D.J. Jones	DT	6-0	305	01/19/95	30	9	Mississippi	Greenville, S.C.	UFA (S.F.)-'22	2	2	0	0
1	Evan Engram	TE	6-3	240	09/02/94	31	9	Mississippi	Powder Springs, Ga.	FA-'25	2	0	0	0
72	Garett Bolles	T	6-5	300	05/27/92	33	9	Utah	Walnut Creek, Calif.	D1-'17	2	2	0	0
EIGHTH SEASON (4)														
14	Courtland Sutton	WR	6-4	216	10/10/95	29	8	Southern Methodist	Brenham, Texas	D2-'18	2	2	0	0
98	John Franklin-Myers	DL	6-4	288	09/26/96	28	8	Stephen F. Austin	Greenville, Texas	T (NYJ)-'24	2	2	0	0
69	Mike McLinchey	T	6-8	310	01/12/95	30	8	Notre Dame	Philadelphia, Pa.	UFA (S.F.)-'23	2	2	0	0
5	Trent Sherfield Sr.	WR	6-1	206	02/25/96	29	8	Vanderbilt	Danville, Ill.	UFA (Min.)-'25	2	0	0	0
SEVENTH SEASON (5)														
49	Alex Singleton	ILB	6-2	240	12/07/93	31	7	Montana State	Thousand Oaks, Calif.	UFA (Phi.)-'22	2	2	0	0
74	Ben Powers	G	6-4	338	10/29/96	28	7	Oklahoma	Wichita, Kan.	UFA (Bal.)-'23	2	2	0	0
57	Dre Greenlaw	LB	6-0	230	05/25/97	28	7	Arkansas	Fayetteville, Ark.	UFA (S.F.)-'25	0	0	0	2
8	Jarrett Stidham	QB	6-3	215	08/08/96	29	7	Auburn	Corbin, Ky.	UFA (L.V.)-'23	0	0	2	0
99	Zach Allen	DL	6-4	281	08/20/97	28	7	Boston College	New Canaan, Conn.	UFA (Ari.)-'23	2	2	0	0
SIXTH SEASON (8)														
82	Adam Trautman	TE	6-5	253	02/05/97	28	6	Dayton	Williamsburg, Mich.	T (N.O.)-'23	2	2	0	0
22	Brandon Jones	S	6-1	190	04/02/98	27	6	Texas	Nacogdoches, Texas	UFA (Mia.)-'24	2	2	0	0
76	Calvin Throckmorton	G	6-5	311	08/16/96	29	6	Oregon	Bellevue, Wash.	UFA (Ten.)-'24	0	0	0	0
27	J.K. Dobbins	RB	5-10	215	12/17/98	26	6	Ohio State	La Grange, Texas	UFA (LAC)-'25	2	2	0	0
40	Justin Strnad	ILB	6-3	235	08/21/96	29	6	Wake Forest	Palm Harbor, Fla.	D5-'20	2	1	0	0
97	Malcolm Roach	DT	6-3	290	06/09/98	27	6	Texas	Baton Rouge, La.	UFA (N.O.)-'24	0	0	0	0
79	Matt Peart	T	6-7	315	06/11/97	28	6	Connecticut	Kingston, Jamaica	UFA (NYG)-'24	2	0	0	0
6	P.J. Locke	S	5-10	202	02/12/97	28	6	Texas	Beaumont, Texas	FA-'19	2	0	0	0
FIFTH SEASON (5)														
46	Adam Prentice	FB	6-0	245	01/16/97	28	5	South Carolina	Fresno, Calif.	FA-'25	2	1	0	0
0	Jonathon Cooper	OLB	6-4	257	01/08/98	27	5	Ohio State	Gahanna, Ohio	D7b-'21	2	2	0	0
2	Pat Surtain II	CB	6-2	202	04/14/00	25	5	Alabama	Plantation, Fla.	D1-'21	2	2	0	0
77	Quinn Meinerz	G	6-3	320	11/15/98	26	5	Wisconsin-Whitewater	Hartford, Wis.	D3a-'21	2	2	0	0
9	Talanoa Hufanga	S	6-0	200	02/01/00	25	5	Southern California	Corvallis, Ore.	UFA (S.F.)-'25	2	2	0	0
FOURTH SEASON (10)														
32	Delarrin Turner-Yell	S	5-11	200	12/16/99	25	4	Oklahoma	Hempstead, Texas	D5a-'22	0	0	0	0
50	Garret Wallow	LB	6-2	230	01/25/99	26	4	TCU	New Orleans, La.	FA-'25	1	0	0	0
29	Ja'Quan McMillian	CB	5-10	183	06/04/00	25	4	East Carolina	Winston-Salem, N.C.	CFA-'22	2	0	0	0
85	Lucas Krull	TE	6-6	260	07/11/98	27	4	Pittsburgh	Shawnee, Kan.	FA-'23	2	2	0	0
60	Luke Wattenberg	C	6-5	300	09/10/97	28	4	Washington	Tabuco Canyon, Calif.	D5c-'22	2	2	0	0
83	Michael Bandy	WR	5-10	190	12/05/97	27	4	San Diego	La Mirada, Calif.	UFA (LAC)-'23	0	0	0	0
48	Mitchell Fraboni	LS	6-2	223	10/28/96	28	4	Arizona State	Phoenix, Ariz.	FA-'22	2	0	0	0
15	Nik Bonitto	OLB	6-3	240	09/26/99	25	4	Oklahoma	Fort Lauderdale, Fla.	D2-'22	2	2	0	0
4	Sam Ehlinger	QB	6-2	225	09/30/98	26	4	Texas	Austin, Texas	UFA (Ind.)-'25	0	0	0	2
28	Tyler Badie	RB	5-8	194	02/07/99	26	4	Missouri	New Orleans, La.	PS (Bal.)-'22	2	0	0	0
THIRD SEASON (13)														
87	A.T. Perry	WR	6-5	205	10/25/99	25	3	Wake Forest	Lake Worth, Fla.	FA-'24	0	0	0	0
54	Alex Forsyth	C	6-4	312	02/13/99	26	3	Oregon	West Linn, Ore.	D7-'23	2	0	0	0
63	Alex Palczewski	T	6-6	315	08/03/99	26	3	Illinois	Mount Prospect, Ill.	CFA-'23	2	0	0	0
42	Deuce Vaughn	RB	5-5	185	11/02/01	23	3	Kansas State	Round Rock, Texas	FA-'25	0	0	0	0
26	Devon Key	S	6-0	208	10/28/97	27	3	Western Kentucky	Lexington, Ky.	FA-'22	2	0	0	0
41	Drew Sanders	LB	6-5	233	12/31/00	24	3	Arkansas	Denton, Texas	D3a-'23	0	0	0	0
96	Eyioma Uwazurike	DL	6-6	320	05/06/98	27	3	Iowa State	Detroit, Mich.	D4b-'22	2	0	0	0
34	JL Skinner	S	6-4	220	04/16/01	24	3	Boise State	San Diego, Calif.	D6-'23	2	0	0	0
38	Jaleel McLaughlin	RB	5-9	183	09/10/00	25	3	Youngstown State	Raleigh, N.C.	CFA-'23	0	0	0	2
19	Marvin Mims Jr.	WR	5-11	184	03/19/02	23	3	Oklahoma	Frisco, Texas	D2-'23	2	0	0	0
91	Matt Henningsen	DL	6-3	291	07/09/99	26	3	Wisconsin	Menomonee Falls, Wis.	D6-'22	0	0	0	0
45	Nate Adkins	TE	6-3	252	07/09/99	26	3	South Carolina	Knoxville, Tenn.	CFA-'23	0	0	0	0
21	Riley Moss	CB	6-1	193	03/03/00	25	3	Iowa	Ankeny, Iowa	D3b-'23	2	2	0	0
SECOND SEASON (12)														
10	Bo Nix	QB	6-2	217	02/25/00	25	2	Oregon	Pinson, Ala.	D1-'24	2	2	0	0
92	Dondrea Tillman	OLB	6-4	247	04/30/98	27	2	Indiana, Pa.	Serling, Va.	FA-'24	2	0	0	0
73	Frank Crum	T	6-7	315	05/14/00	25	2	Wyoming	Laramie, Wyo.	CFA-'24	0	0	0	2
52	Jonah Ellis	OLB	6-2	246	04/03/03	22	2	Utah	Moscow, Idaho	D3-'24	2	0	0	0
94	Jordan Jackson	DL	6-5	285	01/30/98	27	2	Air Force	Jacksonville, Fla.	FA-'23	2	0	0	0
43	Keidron Smith	DB	6-2	201	11/01/99	25	2	Kentucky	West Palm Beach, Fla.	FA-'23	0	0	0	0
31	Kris Abrams-Draine	CB	5-11	178	10/04/01	23	2	Missouri	Mobile, Ala.	D5a-'24	2	0	0	0
56	Levellle Bailey	ILB	6-2	225	12/04/00	24	2	Fresno State	Sacramento, Calif.	CFA-'24	1	0	0	0
66	Nick Gargiulo	G	6-5	327	07/19/00	25	2	South Carolina	Yorktown Heights, N.Y.	D7b-'24	0	0	0	0
86	Patrick Murtagh	TE	6-6	250	02/11/00	25	2	International Pathway Program	Gold Coast, QLD.	FA-'25	0	0	0	0
35	Reese Taylor	CB	5-10	188	08/27/99	26	2	Purdue	Indianapolis, Ind.	FA-'23	0	0	0	0
11	Troy Franklin	WR	6-3	187	02/06/03	22	2	Oregon	East Palo Alto, Calif.	D4-'24	2	1	0	0
FIRST SEASON (2)														
90	Jordan Miller	NT	6-3	307	01/20/00	25	1	Southern Methodist	Jacksonville, Fla.	CFA-'24	0	0	0	0
89	Thayer Thomas	WR	6-0	195	05/20/98	27	1	NC State	Wake Forest, N.C.	FA-'25	0	0	0	0
ROOKIE (12)														
84	Caleb Lohner	TE	6-7	250	10/01/01	23	R	Utah	Flower Mound, Texas	D7-'25	0	0	0	0
33	Jaden Robinson	CB	6-0	193	11/14/00	24	R	Oregon State	Auburn, Wash.	CFA-'25	0	0	0	0
23	Jahdae Barron	CB	5-11	200	12/04/01	23	R	Texas	Austin, Texas	D1-'25	2	1	0	0
16	Jeremy Crawshaw	P	6-3	205	05/22/01	24	R	Florida	Emu Plains, New South Wales, Australia	D6-'25	2	0	0	0
68	Joe Michalski	C	6-5	305	04/06/01	24	R	Oklahoma State	Kansas City, Kan.	CFA-'25	0	0	0	0
59	Johnny Walker	OLB	6-3	250	12/12/01	23	R	Missouri	Tampa, Fla.	CFA-'25	0	0	0	0
55	Jordan Turner	ILB	6-1	231	12/13/01	23	R	Michigan State	Farmington Hills, Mich.	CFA-'25	0	0	0	0
47	Karene Reid	ILB	6-0	226	02/19/00	25	R	Utah	American Fork, Utah	CFA-'25	2	0	0	0
13	Pat Bryant	WR	6-3	200	12/10/02	22	R	Illinois	Jacksonville, Fla.	D3a-'25	2	0	0	0
51	Que Robinson	OLB	6-5	241	05/12/01	24	R	Alabama	Birmingham, Ala.	D4-'25	0	0	0	2
12	RJ Harvey	RB	5-9	208	02/04/01	24	R	Central Florida	Orlando, Fla.	D2-'25	2	0	0	0
95	Sai'vion Jones	DE	6-6	280	07/03/03	22	R	Louisiana State	Vacherie, La.	D3b-'25	0	0	0	2



HOW THE BRONCOS WERE BUILT



YEAR	DRAFTTEES (23)	FREE AGENTS (19)	COLLEGE FREE AGENTS (5)	TRADES/WAIVERS (3)	PRACTICE SQUAD (1)
2017	T Garrett Bolles (1)				
2018	WR Courtland Sutton (2)				
2019		S P.J. Locke (FA-'19)			
2020	ILB Justin Strnad (5)				
2021	CB Pat Surtain II (1) G Quinn Meinerz (3a) OLB Jonathon Cooper (7b)				
2022	OLB Nik Bonitto (2) DL Eyioma Uwazurike (4) C Luke Wattenberg (5c)	LS Mitchell Fraboni (FA-'22) DT D.J. Jones (UFA S.F. -'22) S Devon Key (FA-'22) ILB Alex Singleton (UFA Phi. -'22)			RB Tyler Badie (PS Bal. -'22)
2023	WR Marvin Mims Jr. (2) CB Riley Moss (3b) S JL Skinner (6) C Alex Forsyth (7)	DL Zach Allen (UFA Ari. -'23) DL Jordan Jackson (FA-'23) TE Lucas Krull (FA-'23) T Mike McGlinchey (UFA S.F. -'23) QB Jarrett Stidham (UFA L.V. -'23)	TE Nate Adkins (CFA-'23) RB Jaleel McLaughlin (CFA-'23) T Alex Palczewski (CFA-'23)	K Wil Lutz (T N.O. -'23) TE Adam Trautman (T N.O. -'23)	
2024	QB Bo Nix (1) OLB Jonah Elliss (3) WR Troy Franklin (4) CB Kris Abrams-Draine (5a)	S Brandon Jones (UFA Mia. -'24) T Matt Peart (UFA NYG -'24) OLB Dondrea Tillman (FA-'24)	T Frank Crum (CFA-'24)	DL John Franklin-Myers (T NYJ -'24)	
2025	CB Jahdae Barron (1) RB RJ Harvey (2) WR Pat Bryant (3a) DE Sai'vion Jones (3b) OLB Que Robinson (4) P Jeremy Crawshaw (6)	RB J.K. Dobbins (UFA LAC -'25) QB Sam Ehlinger (UFA Ind. -'25) TE Evan Engram (FA-'25) LB Dre Greenlaw (UFA S.F. -'25) S Talanoa Hufanga (UFA S.F. -'25) WR Trent Sherfield Sr. (UFA Min. -'25)	ILB Karene Reid (CFA-'25)		





UPDATED AS OF SEPTEMBER 16, 2025

BY DATE

8/1/25 Signed LB Garret Wallow
Waived DB Mario Goodrich

8/10/25 Signed DB Gregory Junior
Waived/Injured DL Matt Henningsen

8/15/25 Signed DB Micah Abraham
Waived/Injured DB Gregory Junior

8/17/25 Signed FB Adam Prentice
Placed G Nick Gargiulo on injured reserve

8/20/25 Signed DT Michael Dwumfour
Waived ILB JB Brown
Acquired a 2026 fourth-round pick and a 2027 seventh-round selection from New Orleans in exchange for WR Devaughn Vele

8/25/25 Waived DB Micah Abraham
Waived WR Joaquin Davis
Waived DT Michael Dwumfour
Waived OLB Andrew Farmer
Waived CB Joshua Pickett
Waived T/G Xavier Truss
Waived G Clay Webb

8/26/25 Placed FB Michael Burton on Injured Reserve
Placed LB Drew Sanders on Injured Reserve
Placed DT Kristian Williams on Waived/injured
Released QB Sam Ehlinger
Released S Sam Franklin
Released FB Adam Prentice
Released G Calvin Throckmorton
Released LB Garret Wallow
Waived ILB Levelle Bailey
Waived WR Michael Bandy
Waived T Marques Cox
Waived RB Audric Estime
Waived WR Courtney Jackson
Waived TE Caleb Lohner
Waived CB Damarri Mathis
Waived G Joe Michalski
Waived DT Jordan Miller
Waived OLB Garrett Nelson
Waived DB Quinton Newsome
Waived WR Jerjuan Newton
Waived WR A.T. Perry
Waived TE Caden Prieskorn
Waived CB Jaden Robinson
Waived WR Kyrese Rowan
Waived G Will Sherman
Waived DB Keidron Smith
Waived DB Reese Taylor
Waived LB Jordan Turner
Waived S Delarrin Turner-Yell
Waived RB Blake Watson

8/27/25 Signed ILB Levelle Bailey to practice squad
Signed WR Michael Bandy to practice squad
Signed QB Sam Ehlinger to practice squad
Signed TE Caleb Lohner to practice squad
Signed C Joe Michalski to practice squad
Signed NT Jordan Miller to practice squad
Signed CB Quinton Newsome to practice squad
Signed WR A.T. Perry to practice squad
Signed FB Adam Prentice to practice squad
Signed CB Jaden Robinson to practice squad

Signed DB Keidron Smith to practice squad
Signed CB Reese Taylor to practice squad
Signed G Calvin Throckmorton to practice squad
Signed ILB Jordan Turner to practice squad
Signed S Delarrin Turner-Yell to practice squad
Signed LB Garret Wallow to practice squad

8/28/25 Signed TE Patrick Murtagh to practice squad

9/2/25 Released DB Quinton Newsome from practice squad

9/3/25 Signed WR Thayer Thomas to practice squad

9/6/25 Promoted QB Sam Ehlinger
Elevated ILB Levelle Bailey
Elevated FB Adam Prentice
Placed DT Malcolm Roach on injured reserve

9/9/25 Signed RB Deuce Vaughn to practice squad

9/13/25 Elevated FB Adam Prentice
Elevated ILB Garret Wallow

BY PLAYER

ABRAHAM, Micah — DB

8/15/25 Signed
8/25/25 Waived

BAILEY, Levelle — ILB

8/26/25 Waived
8/27/25 Signed to practice squad
9/6/25 Elevated

BANDY, Michael — WR

8/26/25 Waived
8/27/25 Signed to practice squad

BROWN, JB — ILB

8/20/25 Waived

BURTON, Michael — FB

8/26/25 Placed on injured reserve

COX, Marques — T

8/26/25 Waived

DAVIS, Joaquin — WR

8/25/25 Waived

DWUMFOUR, Michael — DT

8/20/25 Signed
8/25/25 Waived

EHLINGER, Sam — QB

8/26/25 Released
8/27/25 Signed to practice squad

EHLINGER, Sam — QB

8/26/25 Released
8/27/25 Signed to practice squad
9/6/25 Promoted to active roster

ESTIME, Audric — RB

8/26/25 Waived

FARMER, Andrew — OLB

8/25/25 Waived

FRANKLIN, Sam — S

8/26/25 Released

GARGIULO, Nick — G

8/17/25 Placed on injured reserve

GOODRICH, Mario — CB

6/18/25 Signed
8/1/25 Waived

HENNINGSEN, Matt — DL

8/10/25 Waived/injured

JACKSON, Courtney — WR

8/26/25 Waived

JUNIOR, Gregory — DB

8/10/25 Signed

LOHNER, Caleb — TE

8/26/25 Waived
8/27/25 Signed to practice squad

MATHIS, Damarri — CB

8/26/25 Waived

MICHALSKI, Joe — G

8/26/25 Waived
8/27/25 Signed to practice squad

MILLER, Jordan — DT

8/26/25 Waived

MURTAGH, Patrick — TE

8/28/25 Signed

NELSON, Garrett — OLB

8/26/25 Waived
8/27/25 Signed to practice squad

NEWSOME, Quinton — DB

8/26/25 Waived
8/27/25 Signed to practice squad
9/2/25 Released from practice squad

NEWTON, Jerjuan — WR

8/26/25 Waived

PERRY, A.T. — WR

8/26/25 Waived
8/27/25 Signed to practice squad

PICKETT, Joshua — CB

8/25/25 Waived
8/27/25 Signed to practice squad

PRENTICE, Adam — FB

8/17/25 Signed
8/26/25 Released
9/6/25 Elevated
9/13/25 Elevated

PRIESKORN, Caden — TE

8/26/25 Waived
8/27/25 Signed to practice squad

ROACH, Malcolm — DT

9/6/25 Placed on injured reserve

ROBINSON, Jaden — CLB

8/26/25 Waived
8/27/25 Signed to practice squad

ROWAN, Kyrese — WR

8/26/25 Waived

SANDERS, Drew — LB

8/26/25 Placed on injured reserve

SHERMAN, Will — G

8/26/25 Waived

SMITH, Keidron — DB

8/26/25 Waived
8/27/25 Signed to practice squad

TAYLOR, Reese — CB

8/26/25 Waived
8/27/25 Signed to practice squad

THOMAS, Thayer — WR

9/3/25 Signed to practice squad

THROCKMORTON, Calvin — G

8/26/25 Released
8/27/25 Signed to practice squad



TRANSACTIONS



TRUSS, Xavier — T/G

8/25/25 Waived

TURNER, Jordan — LB

8/26/25 Waived

8/27/25 Signed to practice squad

TURNER-YELL, Delarrin — S

8/26/25 Waived

8/27/25 Signed to practice squad

VAUGHN, Deuce — RB

9/9/25 Signed to practice squad

VELE, Devaughn — WR

8/20/25 Traded

WALLOW, Garret — LB

8/1/25 Signed

8/27/25 Signed to practice squad

WILLIAMS, Kristian — DT

8/26/25 Waived

WALLOW, Garret — LB

8/26/25 Released

9/13/25 Elevated

WATSON, Blake — RB

8/26/25 Waived

WEBB, Clay — G

8/25/25 Waived





**PLAYER
BIOGRAPHIES**



31 CB



KRIS
ABRAMS-DRAINE

HEIGHT/WEIGHT: 5-11 / 178

COLLEGE: Missouri

BIRTHDAY: Oct. 4, 2001

BORN: Mobile, Ala.

NFL EXPERIENCE: 2nd YR

BRONCOS EXPERIENCE: 2nd YR

GP/GS: 7/1

ACQUIRED: D5a-'24

AT A GLANCE

- A second-year cornerback who has appeared in seven regular-season games (1 start) and one postseason game for Denver, recording eight tackles (5 solo), one interception (17 yds.), two passes defended and three special-teams tackles.
- Played in 43 career games (34 starts) over four seasons (2020-23) at the University of Missouri.
- Recorded 135 tackles (103 solo), seven interceptions (nine yds.), 40 passes defended and one fumble recovery while also returning 29 kickoffs for 603 yards (20.8 avg.) with one touchdown during his collegiate career.
- Was named second-team All-America by the Associated Press and first-team All-SEC in 2023 after starting all 13 games played, totaling career highs in tackles (50), interceptions (4) and passes defended (16).
- Started all 12 games played in 2022, totaling 48 tackles (36 solo) and 14 passes defended while also totaling 99 yards on six kickoff returns (16.5 avg.).
- In 2021, made the transition to defensive back, starting 10-of-13 games played and leading the team with 10 passes defended along with three interceptions, 37 tackles (30 solo) and one fumble recovery.
- Attended Spanish Fort (Ala.) High School started 12-of-14 games as a senior, throwing for 723 yards with nine scores while also rushing for 1,745 yards with 19 touchdowns and returned two interceptions for touchdowns.
- Selected by the Broncos in the fifth round (145th overall) of the 2024 NFL Draft.

2024: Abrams-Draine appeared in five games (1 start) for Denver after being selected in the fifth round (145th overall) of the 2024 NFL Draft, recording eight tackles (5 solo), one interception (17 yds.) and two passes defended... Made his NFL debut and played on defense and special teams vs. Cle (12/2)... Made first-career start and recorded three tackles (2 solo) along with one pass defended vs. Ind. (12/15)... Recorded four tackles (3 solo) and his first career interception (17 yds.) after picking off Chargers QB Justin Herbert at the goal line at LAC (12/19)... Played in his first career postseason game at Buf. (1/12) in the AFC Wild Card Playoff.

COLLEGE: Abrams-Draine started 34 of 43 games over four seasons at the University of Missouri... As a senior in 2023, started all 13 games played and totaled career highs in tackles (50), interceptions (4) and passes defended (16)... Was named second-team All-America by the Associated Press and first-team All-SEC in 2023 after leading the SEC and ranking fifth in the nation in passes defended (16) and third in the league in interceptions (4)... Started all 12 games played as a junior in 2022, totaling 48 tackles (36 solo) and 14 passes defended... His 14 passes defended were the second most in the SEC behind Alabama CB Kool-Aid McKinstry and tied for the ninth most in the country... Totaled 99 yards on six kickoff returns (16.5 avg.)... Made the transition to defensive back in 2021, starting 10-of-13 games played and leading the team with 10 passes defended along with three interceptions, 37 tackles (30 solo) and one fumble recovery... Also returned 21 kickoffs for 471 yards (22.4 avg.) with one touchdown... As a freshman in 2020, joined the Tigers as a wide receiver and appeared in five games.

PERSONAL: Abrams-Draine attended Spanish Fort (Ala.) High School, where he moved from quarterback to wide receiver during his senior season... As a senior, started 12-of-14 games and threw for 723 yards and nine scores while also rushing for 1,745 yards and 19 touchdowns... Also returned two interceptions for touchdowns as a senior... Finished second in the ASWA All-State Super 12 and was the runner-up for Mr. Football in Alabama... Kris Abrams-Draine was born on Oct. 4, 2001, in Mobile, Ala.

Transactions

Signed by Denver as a draft choice 5/10/24.



UPDATED PLAYER BIOS



Kris Abrams-Draine's NFL Regular Season Defensive Statistics

DATE	TEAM	GP	GS	TACKLES								INTERCEPTIONS					O. FUMB				ST				MISC		
				TK	S	A	TFL	YDS	SK	YDS	QBH	NO	YDS	LG	TD	PD	FF	FR	TD	YDS	TK	S	A	FF	FR	S	A
2024	DEN	5	1	8	5	3	0	0	0.0	0.0	0	1	17	17	0	2	0	0	0	0	1	0	1	0	0	0	0
2025	DEN	2	0	0	0	0	0	0	0.0	0.0	0	0	0	0	0	0	0	0	0	0	2	2	0	0	0	0	
NFL TOTALS		7	1	8	5	3	0	0	0.0	0.0	0	1	17	17	0	2	0	0	0	0	3	2	1	0	0	0	

Kris Abrams-Draine's NFL Postseason Defensive Statistics

DATE	TEAM	GP	GS	TACKLES								INTERCEPTIONS					O. FUMB				ST				MISC	
				TK	S	A	TFL	YDS	SK	YDS	QBH	NO	YDS	LG	TD	PD	FF	FR	TD	YDS	TK	S	A	FF	FR	S
2024	DEN	1	0	0	0	0	0	0	0.0	0.0	0	0	0	0	0	0	0	0	0	0	1	1	0	0	0	0
NFL TOTALS		1	0	0	0	0	0	0	0.0	0.0	0	0	0	0	0	0	0	0	0	0	1	1	0	0	0	0

SINGLE-GAME HIGHS: DEFENSIVE

Total Tackles

4 at Los Angeles Chargers, Dec 19, 2024

Solo Tackles

3 at Los Angeles Chargers, Dec 19, 2024

Passes Defensed

1 at Los Angeles Chargers, Dec 19, 2024

...1 more at 1.

Interceptions

1 at Los Angeles Chargers, Dec 19, 2024


Interception Return Yards

17 at Los Angeles Chargers, Dec 19, 2024

2025 GAME-BY-GAME REGULAR-SEASON STATISTICS (DEN)

DATE	OPPONENT	P/S	TACKLES								INTERCEPTIONS					O. FUMB				ST				MISC		W/L	SCORE		
			TK	S	A	SK	YDS	TFL	YDS	QBH	NO	YDS	LG	TD	PD	FF	FR	TD	YDS	TK	S	A	FF	FR	S			A	
09/07	TEN	P	0	0	0	0.0	0.0	0	0	0	0	0	0	0	0	0	0	0	0	1	1	0	0	0	0	0	0	W	20-12
09/14	at IND	P	0	0	0	0.0	0.0	0	0	0	0	0	0	0	0	0	0	0	0	1	1	0	0	0	0	0	0	L	28-29
2025 TOTALS		2-0	0	0	0	0.0	0.0	0	0	0	0	0	0	0	0	0	0	0	2	2	0	0	0	0	0	0	1-1		





45 TE



NATE
ADKINS

HEIGHT/WEIGHT: 6-3 / 252

COLLEGE: South Carolina

BIRTHDAY: Jul. 9, 1999

BORN: Knoxville, Tenn.

NFL EXPERIENCE: 3rd YR

BRONCOS EXPERIENCE: 3rd YR

GP/GS: 27/11

ACQUIRED: CFA-'23

AT A GLANCE

- A third-year tight end who appeared in 27 regular-season games (11 starts) for the Broncos from 2023-24, catching 18 passes for 137 yards (7.6 avg.) with three touchdowns as well as making four special-teams tackles .
- Started one postseason game with Denver in 2024.
- Tied for the third most receiving touchdowns (3) by an undrafted tight end in Broncos team history.
- In 2024, started 10-of-17 regular-season games played and totaled 14 receptions for 115 yards (8.2 avg.) with three touchdowns.
- Appeared in 56 career collegiate games (37 starts) between East Tennessee State (2018-21) and South Carolina (2022).
- Recorded 86 catches for 917 yards (10.7 avg.) with four touchdowns during his career.
- Started 9-of-13 games played with the Gamecocks in 2022, totaling 13 receptions for 168 yards (12.9 avg.).
- Earned second-team All-SoCon honors in his final season at East Tennessee in 2021 after starting 11-of-13 games and totaling 33 catches for 357 yards (10.2 avg.) with one touchdown.
- Garnered first-team All-SoCon honors for the second consecutive year in 2020 and posted 10 receptions for 101 yards (10.1 avg.) in six games (4 starts) played for the Buccaneers.
- Voted first-team All-SoCon in 2019 after starting all 12 games played and catching 25 passes for 241 yards (9.6 avg.) with two touchdowns.
- Attended Bearden High School (Knoxville, Tenn.), where he was three-time all-conference selection.
- Tallied 76 tackles, 14 tackles for loss, six sacks and one fumble recovery as a senior.
- Entered the NFL as a college free agent with the Broncos on May 12, 2023.

2024: Adkins appeared in all 17 games (10 starts) and totaled 14 receptions for 115 yards (8.2 avg.) with three scores... Caught his first career touchdown after a three-yard grab vs. Car. (10/27)... Made two special-teams tackles at Bal. (11/3)... Caught his second career touchdown pass from QB Bo Nix on a 12-yard grab vs. Atl. (11/17)... Caught his third career touchdown pass on a 15-yard snag vs Ind. (12/15)... Tallied two receptions for 18 yards at LAC (12/19)... Recorded career highs with three receptions for 25 yards (8.3 avg.) vs K.C. (1/5)... Started his first postseason contest with Denver in the AFC Wild Card Round at Buf. (1/12).

2023: Adkins appeared in 10 games (1 start) during his rookie year after signing with Denver as a college free agent, catching four passes for 22 yards (5.5 avg.) as well as making one special-teams tackle... Made his NFL debut vs. Was. (9/17)... Caught his first NFL pass from QB Russell Wilson, carrying it for an 11-yard gain at Mia. (9/24)... Caught two passes for eight yards (4.0 avg.) at Chi. (10/1)... Recorded his first career special-teams tackle and also made a three-yard catch in the win vs. G.B. (10/22)... Made his first career start vs. Min. (11/19).

COLLEGE: Adkins appeared in 56 games (37 starts) between the University of South Carolina (2022) and East Tennessee State (2018-21)... Recorded 86 catches for 917 yards (10.7 avg.) with four touchdowns during his career... In his lone season with South Carolina, started 9-of-13 games, totaling 13 receptions for 168 yards (12.9 avg.) and also rushed one time for one yard... Earned second-team All-SoCon honors in 2021 after starting 11-of-13 games for East Tennessee State University, totaling 33 receptions for 357 yards (10.2 avg.) with one touchdown... Helped the Buccaneers rank in the Top-10 in the FCS as a senior... Appeared in six games (4 starts) in 2020, producing 10 catches for 101 yards (10.1 avg.) to earn first-team All-SoCon honors for the second consecutive season... Was voted All-SoCon first team in 2019 after starting all 12 games played and catching 25 passes for 241 yards (9.6 avg.) with two touchdowns

PERSONAL: Adkins attended Bearden High School in Knoxville, Tenn., where he was a three-time all-conference selection... Totaled 76 tackles, 14 tackles for loss, six sacks and one fumble recovery as a senior... Also played offensive tackle... Also lettered in baseball, where he was named all-conference once... Nate Adkins was born on July 9, 1999, in Knoxville, Tenn.

Transactions

Signed by Denver as a college free agent 5/12/23.



UPDATED PLAYER BIOS



Nate Adkins' NFL Regular Season Rushing/Receiving Statistics

DATE	TEAM	GP	GS	RECEIVING					RUSHING				
				NO.	YDS.	AVG.	LG	TD	NO.	YDS.	AVG.	LG	TD
2023	DEN	10	1	4	22	5.5	11	0	0	0	0.0	0	0
2024	DEN	17	10	14	115	8.2	16	3	0	0	0.0	0	0
2025	DEN	0	0	0	0	0.0	0	0	0	0	0.0	0	0
NFL TOTALS		27	11	18	137	7.6	16	3	0	0	0.0	0	0

Nate Adkins' NFL Postseason Rushing/Receiving Statistics

DATE	TEAM	GP	GS	RECEIVING					RUSHING				
				NO.	YDS.	AVG.	LG	TD	NO.	YDS.	AVG.	LG	TD
2024	DEN	1	1	0	0	0.0	0	0	0	0	0.0	0	0
NFL TOTALS		1	1	0	0	0.0	0	0	0	0	0.0	0	0


SINGLE-GAME HIGHS: RECEIVING

Receptions	3 vs. Kansas City Chiefs, Jan 05, 2025	All-Purpose Yards	25 vs. Kansas City Chiefs, Jan 05, 2025
Receiving Yards	25 vs. Kansas City Chiefs, Jan 05, 2025	Special Teams Tackles	2 at Baltimore Ravens, Nov 03, 2024
Receiving Average	8.3 vs. Kansas City Chiefs, Jan 05, 2025	Most TDs	1 vs. Indianapolis Colts, Dec 15, 2024
Longest Receptions	16 vs. Cleveland Browns, Dec 02, 2024		...2 more at 1.

2025 GAME-BY-GAME REGULAR-SEASON STATISTICS (DEN)

DATE	OPPONENT	P/S	RECEIVING					RUSHING					W/L	SCORE
			NO.	YDS.	AVG.	LG	TD	NO.	YDS.	AVG.	LG	TD		
09/07	TEN												W	20-12
09/14	at IND												L	28-29
2025 TOTALS		0-0	0	0	0.0	0	0	0	0	0.0	0	0	1-1	





99 DL



ZACH ALLEN

HEIGHT/WEIGHT: 6-4 / 281

BIRTHDAY: Aug. 20, 1997

NFL EXPERIENCE: 7th YR

GP/GS: 80/70

COLLEGE: Boston College

BORN: New Canaan, Conn.

BRONCOS EXPERIENCE: 3rd YR

ACQUIRED: UFA (Ari.)-'23

AT A GLANCE

- A seventh-year All-Pro defensive lineman who has appeared in 80 regular-season games (70 starts) with Arizona (2019-22) and Denver (2023-25), totaling 265 tackles (140 solo), 26.0 sacks (165.5 yds.), one interception (25 yds.), 17 passes defended, one forced fumble, three fumble recoveries (1 TD) and blocked one field goal.
- Totaled nine tackles (5 solo) and one sack (8 yds.) in two postseason games with Arizona and Denver.
- Became just the eighth defensive lineman in team history to be named an All-Pro from the Associated Press and the first since defensive tackle Trevor Pryce in 2001.
- Ranks 13th in tackles (216), tied for seventh in fumble recoveries (3) and tied for fourth in passes defended (14) among all NFL interior defensive linemen since 2021.
- Earned his first career All-Pro honors after being named to the second team by the AP in 2024 after setting career highs with 61 tackles (32 solo) along with 8.5 sacks (35.5 yds.), 40 quarterback hits and one pass defended.
- In his first season in Denver in 2023, set a then-career high with 60 tackles (27 solo) along with five sacks (44.5 yds.), one pass defended and one forced fumble in 17 starts.
- Tied for the most passes defended (8) among all NFL defensive ends while also producing a career-high 5.5 sacks (40.5 yds.) to go along with 47 tackles (23 solo) in 13 starts in 2022.
- Appeared in a career-high 15 games (14 starts) in 2021, producing career highs with 48 tackles (30 solo), one interception (25 yds.) and three fumble recoveries (1 TD) along with four sacks (16 yds.) and four passes defended.
- Made 35 tackles (20 solo), two sacks (18 yds.) and three passes defended in 13 games (7 starts) in 2020.
- Appeared in 50 games in four seasons at Boston College (2015-18), totaling 199 tackles (106 solo), 18.5 sacks (115 yds.), two interceptions, 16 passes defended, one forced fumble, four fumble recoveries and two blocked kicks.
- Named second-team All-ACC after starting all 12 games as a senior in 2018, totaling 61 tackles (26 solo), 6.5 sacks (36 yds.), one interception, eight passes defended, one forced fumble, two fumble recoveries and two blocked kicks.
- Started all 13 games and was one-of-two defensive linemen nationally with 100+ tackles in 2017, earning All-ACC honorable mention.
- Selected by the Cardinals in the third round (65th overall) of the 2019 NFL Draft.
- Signed by Denver as an unrestricted free agent on March 15, 2023.

2025: Allen came up with a crucial third-down sack (11 yds.) of Titans QB Cam Ward in the fourth quarter to push the Titans out of field goal range vs. Ten. (9/7)... Tallied five tackles (1 solo) with a pair of quarterback hits at Ind. (9/14).

2024: Allen earned his first career All-Pro honors from the Associated Press after being named to the second team... Became just the eighth defensive lineman in team history to be named an All-Pro from the AP and the first since defensive tackle Trevor Pryce in 2001... Started 16 games for Denver, totaling a career-high 61 tackles (32 solo) with a career-high 8.5 sacks (35.5 yds.), 40 quarterback hits and one pass defended... Totaled four tackles (2 solo), one sack (1 yd.) and four quarterback hits vs. Pit. (9/15)... Marked a career-high eight total pressures according to the NFL's Next Gen Stats against the Steelers... Recorded three tackles (1 solo), including one sack (1 yd.), at T.B. (9/22)... Totaled five tackles (4 solo) including three quarterback hits at NYJ (9/29)... Tallied seven tackles (5 solo), one sack (7 yds.) and two quarterback hits vs. L.V. (10/6)... Registered a season-high eight tackles (5 solo) and a half sack (OLB Jonathon Cooper) vs. LAC (10/13)... Tallied three tackles (1 solo), a half sack (OLB Jonah Elliss) and three quarterback hits at N.O. (10/17)... Nabbed four tackles (1 solo), three quarterback hits and one pass defended, including recording one sack of Chiefs QB Patrick Mahomes (6 yds.) to force a punt on Kansas City's opening drive at K.C. (11/10)... Nabbed five tackles (2 solo) and four quarterback hits vs. Cle. (12/2)... Recorded a career-high 3.5 sacks of Bengals QB Joe Burrow (13.5 yds.) along with seven tackles (2 solo), two tackles for loss and six quarterback hits at Cin. (12/28)... His 40 total quarterback hits in 2024 were the most in the NFL... Started in the AFC Wild Card Playoff at Buf. (1/12), recording five tackles (4 solo) and his first career postseason sack (8 yds.) of Bills QB Josh Allen.

2023: Allen started all 17 games in his first season with Denver, totaling 60 tackles (27 solo), five sacks (44.5 yds.), one pass defended and one forced fumble... Made his Broncos debut vs. L.V. (9/10), totaling five tackles (2 solo), including one quarterback hit and one tackle for loss... Made seven tackles (3 solo) along with two tackles for loss at Mia. (9/24)... Posted four assisted tackles—including assisting on a sack (4 yds.)—and produced two quarterback hits in the comeback victory at Chi. (10/1)... Recorded his first career forced fumble along





with five tackles (4 solo) and one sack (12 yds.) vs. NYJ (10/8)... Sacked Chiefs' QB Patrick Mahomes for an 11-yard loss and also totaled four tackles (2 solo) at K.C. (10/12)... Registered four tackles (3 solo) and one quarterback hit in the win vs. G.B. (10/22)... Totaled four tackles (3 solo), 0.5 sacks (3.5 yds.) and one tackle for loss in the win vs. K.C. (10/29)... Made five tackles (3 solo), including one tackle for loss and two quarterback hits, in the win vs. Min. (11/19)... Assisted OLB Nik Bonitto on a sack for a safety in the win vs. Cle. (11/26)... Assisted on one sack (1.5 yds.) and also made six tackles (2 solo) at Hou. (12/3)... Recorded one sack (10 yds.) and three quarterback hits at LAC (12/10)... Recorded his first career field goal block and also made two tackles (1 solo) vs. LAC (12/31)... Made six tackles (1 solo) and had one quarterback hit at L.V. (1/7).

2022: Allen had a career-high 5.5 sacks (40.5 yds.) and eight passes defended to go along with 47 tackles (23 solo) in 13 starts... Tied for first among defensive ends in passes defended (8) and was the only player in the NFL to total at least five sacks and eight pass breakups... Posted a pass defended and two tackles (1 solo) at L.V. (9/18)... Registered a career-high three passes defended along with a nine-yard sack and six tackles (3 solo) at Car. (10/2)... Notched sacks in back-to-back games, recording one sack (11 yds.) while posting a pass defended and eight tackles (5 solo) vs. Phi. (10/9)... Had three tackles (2 solo) and a pass defended vs. N.O. (10/20)... Produced 0.5 sacks (2.5 yds.) and five tackles (2 solo) vs. Sea. (11/6)... Tallied a four-yard sack along with four tackles (2 solo) at LAR (11/13)... Broke up one pass and made two tackles (1 solo) and one sack (4 yds.) vs. LAC (11/27)... Brought down Patriots QB Mac Jones for a 10-yard loss and also made two solo tackles and one pass defended vs. N.E. (12/12)... Was inactive for Games 14-17.

2021: Allen appeared in 15 games (14 starts), producing career marks of 48 tackles (30 solo), one interception (25 yds.) and three fumble recoveries (1 TD) along with four sacks (16 yds.) and four passes defended... Recovered his first career fumble and made two solo tackles at Jac. (9/26)... Totaled five tackles (4 solo) and had a six-yard sack vs. S.F. (10/10)... Recorded a quarterback takedown in his second straight game while making six tackles (2 solo) vs. G.B. (10/28)... Broke up his fourth career pass and made a solo tackle at S.F. (11/7)... Tallied five tackles (4 solo) and recovered his second career fumble vs. Car. (11/14)... Posted one pass defended and made five tackles (3 solo) at Sea. (11/21)... Intercepted his first career pass for 25 yards while registering one sack and four tackles (1 solo) at Chi. (12/5)... Sacked the quarterback in back-to-back games for the second time in 2021 after bringing down Rams QB Matthew Stafford for 10 yards and made four tackles (3 solo) vs. LAR (12/13)... Made two tackles (1 solo) and had one pass defended at Dal. (1/2)... Scored his first career defensive touchdown after recovering a fumble from Seahawks QB Russell Wilson and returned it 16 yards while also totaling three tackles (2 solo) vs. Sea. (1/9)... Started the Cardinals' NFC Wild Card game at LAR (1/17), finishing with four tackles (1 solo).

2020: Allen made 35 tackles (20 solo), two sacks (18 yds.) and three passes defended in 13 games (7 starts)... Recorded his first career sack for four yards along with two solo tackles at S.F. (9/13)... Made four tackles (1 solo) at Car. (10/4)... Broke up his first career pass along with making three tackles (1 solo) at NYG (12/13)... Set a career-high 11 tackles (6 solo) along with one sack (14 yds.) and one pass defended vs. Phi. (12/20)... Made five tackles (3 solo) and broke up a pass at LAR (1/3)... Missed Games 8-10 after being placed on injured reserve (ankle) on Oct. 27.

2019: Allen played in four games (1 start) during his rookie season after being drafted in the third round (65th overall) by Arizona, totaling eight tackles (6 solo) on the season... Made his NFL debut and first career start vs. Det. (9/8), posting three solo tackles... Had his second three tackle game (2 solo) vs. Car. (9/22)... Was inactive for Games 5-10... Missed the final six games after being placed on injured reserve (neck) on Nov. 13.

COLLEGE: Allen appeared in 50 games in four seasons at Boston College (2015-18), totaling 199 tackles (106 solo), 18.5 sacks (115 yds.), two interceptions, 16 passes defended, one forced fumble, four fumble recoveries and two blocked kicks... Named second-team All-ACC after starting all 12 games as a senior in 2018, totaling 61 tackles (26 solo), 6.5 sacks (36 yds.), one interception, eight passes defended, one forced fumble, two fumble recoveries and two blocked kicks... Earned ACC Defensive Player of the Week honors after recording seven tackles and a sack while also blocking a kick vs. Louisville (10/13/18)... Was named ACC Defensive Player of the Week for the second time in 2018 after blocking another kick along with a pass defended, six tackles and a sack at Florida State (11/17/18)... Started all 13 games and was one-of-two defensive linemen nationally with 100+ tackles in 2017, earning All-ACC honorable mention... Finished the year with 100 tackles (47 solo), six sacks (37 yds.), one interception and four passes defended... Was named ACC Defensive Player of the Week for the first time in his career after totaling 14 tackles, including three tackles for loss, vs. Virginia Tech (10/7/17)... Played all 13 games (1 start) in 2016, registering 36 tackles (19 solo), six sacks (42 yds.), four passes defended and two fumble recoveries.

PERSONAL: Allen attended New Canaan (Conn.) High School, where he was named the 2014 Connecticut Gatorade Player of the Year... Helped the Rams win two state titles (2013, '14) as a three-year starter... Set the school record for career sacks (33), single-season sacks (13.5) and tied the single-game sack record (4.0)... Named to the USA Today All-USA Connecticut team and garnered All-Tri-State accolades, All-FCIAC and first-team MSG All-Metro honors in 2014... Produced 102 tackles, 13.5 sacks, two interceptions, seven forced fumbles, one fumble recovery, 12 passes defended and one defensive score as a senior... Also played basketball, earning All-FCIAC honorable mention... Was a four-year high honor roll student and member of the National Honor Society... Zach Allen was born on Aug. 20, 1997, in New Canaan, Conn.

Transactions

Signed by Arizona as a draft choice 5/9/19; Signed by Denver as an unrestricted free agent 3/15/23.



UPDATED PLAYER BIOS



Zach Allen's NFL Regular Season Defensive Statistics

DATE	TEAM	GP	GS	TACKLES								INTERCEPTIONS					O. FUMB				ST				MISC							
				TK	S	A	TFL	YDS	SK	YDS	QBH	NO	YDS	LG	TD	PD	FF	FR	TD	YDS	TK	S	A	FF	FR	S	A					
2019	ARI	4	1	8	6	2	1	5	0.0	0.0	3	0	0	0	0	0	0	0	0	0	0	0	0	0	0	0	0	0	0	0	0	0
2020	ARI	13	7	35	20	15	5	23	2.0	18.0	6	0	0	0	0	3	0	0	0	0	0	0	0	0	0	0	0	0	0	0	0	
2021	ARI	15	14	48	30	18	5	27	4.0	16.0	14	1	25	25	0	4	0	3	1	26	0	0	0	0	0	0	0	0	0	0	0	
2022	ARI	13	13	47	23	24	10	46	5.5	40.5	20	0	0	0	0	8	0	0	0	0	0	0	0	0	0	0	0	0	0	0	0	
2023	DEN	17	17	60	27	33	8	30	5.0	44.5	24	0	0	0	0	1	1	0	0	0	0	0	0	0	0	0	0	0	0	0	0	
2024	DEN	16	16	61	32	29	15	39	8.5	35.5	40	0	0	0	0	1	0	0	0	0	0	0	0	0	0	0	0	0	0	0	0	
2025	DEN	2	2	6	2	4	1	11	1.0	11.0	7	0	0	0	0	0	0	0	0	0	0	0	0	0	0	0	0	0	0	0	0	
NFL TOTALS		80	70	265	140	125	45	181	26.0	165.5	114	1	25	25	0	17	1	3	1	26	0	0	0	0	0	0	0	0	0	0	0	

Zach Allen's NFL Postseason Defensive Statistics

DATE	TEAM	GP	GS	TACKLES								INTERCEPTIONS					O. FUMB				ST				MISC						
				TK	S	A	TFL	YDS	SK	YDS	QBH	NO	YDS	LG	TD	PD	FF	FR	TD	YDS	TK	S	A	FF	FR	S	A				
2021	ARI	1	1	4	1	3	0	0	0.0	0.0	0	0	0	0	0	0	0	0	0	0	0	0	0	0	0	0	0	0	0	0	0
2024	DEN	1	1	5	4	1	2	9	1.0	8.0	2	0	0	0	0	0	0	0	0	0	0	0	0	0	0	0	0	0	0	0	0
NFL TOTALS		2	2	9	5	4	2	9	1.0	8.0	2	0	0	0	0	0	0	0	0	0	0	0	0	0	0	0	0	0	0	0	0

SINGLE-GAME HIGHS: DEFENSIVE

Total Tackles	11 vs. Philadelphia Eagles, Dec 20, 2020	Tackles For Loss	4 vs. Los Angeles Chargers, Oct 13, 2024
Solo Tackles	6 vs. Philadelphia Eagles, Dec 20, 2020	Interceptions	1 at Chicago Bears, Dec 05, 2021
Sacks	3.5 at Cincinnati Bengals, Dec 28, 2024	Interception Return Yards	25 at Chicago Bears, Dec 05, 2021
Passes Defensed	3 at Carolina Panthers, Oct 02, 2022	Safeties	1 at Seattle Seahawks, Sep 08, 2024
Forced Fumbles	1 vs. New York Jets, Oct 08, 2023	Longest Opp Fumble Return	16 vs. Seattle Seahawks, Jan 09, 2022
Fumble Recoveries	1 vs. Seattle Seahawks, Jan 09, 2022		
	...2 more at 1.		

SINGLE-GAME HIGHS - POSTSEASON: DEFENSIVE

Total Tackles	5 at Buffalo Bills, Jan 12, 2025	Sacks	1.0 at Buffalo Bills, Jan 12, 2025
Solo Tackles	4 at Buffalo Bills, Jan 12, 2025	Tackles For Loss	2 at Buffalo Bills, Jan 12, 2025


2025 GAME-BY-GAME REGULAR-SEASON STATISTICS (DEN)

DATE	OPPONENT	P/S	TACKLES								INTERCEPTIONS					O. FUMB				ST				MISC							
			TK	S	A	SK	YDS	TFL	YDS	QBH	NO	YDS	LG	TD	PD	FF	FR	TD	YDS	TK	S	A	FF	FR	S	A	W/L	SCORE			
09/07	TEN	S	1	1	0	1.0	11.0	1	11	5	0	0	0	0	0	0	0	0	0	0	0	0	0	0	0	0	0	0	0	0	0
09/14	at IND	S	5	1	4	0.0	0.0	0	0	2	0	0	0	0	0	0	0	0	0	0	0	0	0	0	0	0	0	0	0	0	0
2025 TOTALS		2-2	6	2	4	1.0	11.0	1	11	7	0	0	0	0	0	0	0	0	0	0	0	0	0	0	0	0	0	0	0	0	1-1

2024 GAME-BY-GAME POSTSEASON STATISTICS (DEN)

DATE	OPPONENT	P/S	TACKLES								INTERCEPTIONS					O. FUMB				ST				MISC							
			TK	S	A	SK	YDS	TFL	YDS	QBH	NO	YDS	LG	TD	PD	FF	FR	TD	YDS	TK	S	A	FF	FR	S	A	W/L	SCORE			
01/12	at BUF	S	5	4	1	1.0	8.0	2	9	2	0	0	0	0	0	0	0	0	0	0	0	0	0	0	0	0	0	0	0	0	0
2024 TOTALS		1-1	5	4	1	1.0	8.0	2	9	2	0	0	0	0	0	0	0	0	0	0	0	0	0	0	0	0	0	0	0	0	0-1





28 RB



**TYLER
BADIE**

HEIGHT/WEIGHT: 5-8 / 194

COLLEGE: Missouri

BIRTHDAY: Feb. 7, 1999

BORN: New Orleans, La.

NFL EXPERIENCE: 4th YR

BRONCOS EXPERIENCE: 4th YR

GP/GS: 6/0

ACQUIRED: PS (Bal.)-'22

AT A GLANCE

- A fourth-year running back who appeared in six regular-season games with Denver from 2022-25, rushing 13 times for 89 yards (6.8 avg.) and catching eight passes for 57 yards (7.1 avg.) with one touchdown.
- Played in one postseason game with Denver (2024), totaling two carries for eight yards (4.0 avg.)
- Appeared in 46 games during his four seasons at the University of Missouri (2018-21), rushing 513 times for 2,740 yards (5.3 avg.) with 23 touchdowns in addition to catching 126 passes for 1,149 yards (9.1 avg.) with 11 scores.
- In 2024, played in three regular-season games with one postseason contest and totaled 11 carries for 86 yards (7.8 avg.) and caught three passes for -2 yards (-0.7 avg.). In the postseason, totaled two carries for eight yards (4.0 avg.)
- Set a program record for single-season rushing yards (1,604) while also setting career highs in rushes (268), rushing average (6.0) and rushing touchdowns (14) as a senior, earning All-SEC honors.
- Named to the SEC All-Freshman team after posting 809 all-purpose yards, including 437 on the ground with two touchdowns.
- Attended Briarcrest Christian High School in Eads, Tenn., where he was a Division 2 Class AAA Mr. Football nominee and amassed 1,186 rushing yards on 193 carries (6.1 avg.) with 18 touchdowns as a senior.
- Selected by the Ravens in the sixth round (196th overall) of the 2022 NFL Draft.
- Acquired by Denver off of Baltimore's practice squad on Dec. 29, 2022.

2024: Badie appeared in three regular-season games and totaled 11 carries for 86 yards (7.8 avg.) and caught three passes... Made his season debut vs. Pit. (9/15) in Week 2... Had a career game in Week 3 at T.B. (9/22), totaling a team-high 70 yards on nine carries... Made his postseason debut in the AFC Wild Card Round at Buf. (1/12), totaling two rushes for eight yards (4.0 avg.).

2023: Badie appeared the 53-man roster but was made inactive for one game (at LAC, 12/10) after spending most of the season competing on the team's practice squad.

2022: Badie appeared in one game during his rookie season after being signed by Denver off Baltimore's practice squad on Dec. 29... Caught one pass for 24 yards (24.0 avg.) and a touchdown vs. LAC (1/8).

COLLEGE: Badie appeared in 46 games during his four seasons at the University of Missouri (2018-21), rushing 513 times for 2,740 yards (5.3 avg.) with 23 touchdowns in addition to catching 126 passes for 1,149 yards (9.1 avg.) with 11 scores... Set a program record for single-season rushing yards (1,604) while also setting career highs in rushes (268), rushing average (6.0) and rushing touchdowns (14) as a senior, earning All-SEC and PFF All-America honors... Had a team-high 928 all-purpose yards as a sophomore and also led the team with 32 catches for 356 yards (11.1 avg.) and 457 rushing yards... Named to the SEC All-Freshman team after posting 809 all-purpose yards, including 437 on the ground with two touchdowns.

PERSONAL: Badie attended Briarcrest Christian High School in Eads, Tenn., where he was a Division 2 Class AAA Mr. Football nominee... Amassed 1,186 rushing yards on 193 carries (6.1 avg.) with 18 touchdowns as a senior... Accumulated six games of 100+ yards his senior season and helped guide Briarcrest to a state quarterfinal appearance... Also played basketball... Tyler Badie was born on Feb. 7, 1999, in New Orleans.

Transactions

Signed by Baltimore as a draft choice 5/5/22; Waived by Baltimore 8/30/22; Signed by Baltimore (practice squad) 8/31/22; Signed by Denver (active roster) 12/29/22; Waived by Denver 8/29/23; Signed by Denver (practice squad) 8/31/23; Signed by Denver to a future contract 1/9/24; Waived by Denver 8/27/24; Signed by Denver (practice squad) 8/28/24; Signed by Denver (active roster) 9/25/24.



UPDATED PLAYER BIOS



Tyler Badie's NFL Regular Season Rushing/Receiving Statistics

DATE	TEAM	GP	GS	RUSHING					RECEIVING					
				NO.	YDS.	AVG.	LG	TD	NO.	YDS.	AVG.	LG	TD	
2022	BAL	0	0	0	0	0.0	0	0	0	0	0	0.0	0	0
Went from Baltimore to Denver .														
2022	DEN	1	0	1	0	0.0	0	0	1	24	24.0	24t	1	
2022	TOT	1	0	1	0	0.0	0	0	1	24	24.0	24t	1	
2023	DEN	0	0	0	0	0.0	0	0	0	0	0.0	0	0	
2024	DEN	3	0	11	86	7.8	43	0	3	-2	-0.7	2	0	
2025	DEN	2	0	1	3	3.0	3	0	4	35	8.8	19	0	
NFL TOTALS		6	0	13	89	6.8	43	0	8	57	7.1	24T	1	

Tyler Badie's NFL Postseason Rushing/Receiving Statistics

DATE	TEAM	GP	GS	RUSHING					RECEIVING					
				NO.	YDS.	AVG.	LG	TD	NO.	YDS.	AVG.	LG	TD	
2024	DEN	1	0	2	8	4.0	7	0	0	0	0.0	0	0	
NFL TOTALS		1	0	2	8	4.0	7	0	0	0	0.0	0	0	

SINGLE-GAME HIGHS: RUSHING/RECEIVING

Rush Attempts	9 at Tampa Bay Buccaneers, Sep 22, 2024	Receiving Yards	24 vs. Los Angeles Chargers, Jan 08, 2023
Rushing Yards	70 at Tampa Bay Buccaneers, Sep 22, 2024	Longest Receptions	24t vs. Los Angeles Chargers, Jan 08, 2023
Rushing Average	7.8 at Tampa Bay Buccaneers, Sep 22, 2024	All-Purpose Yards	70 at Tampa Bay Buccaneers, Sep 22, 2024
Longest Runs	43 at Tampa Bay Buccaneers, Sep 22, 2024		24 vs. Los Angeles Chargers, Jan 08, 2023
Receptions	2 at Indianapolis Colts, Sep 14, 2025		22 at Indianapolis Colts, Sep 14, 2025
	...2 more at 2.		18 vs. Pittsburgh Steelers, Sep 15, 2024
			16 vs. Tennessee Titans, Sep 07, 2025
		Special Teams Tackles	1 at Indianapolis Colts, Sep 14, 2025
		Scrimmage Yards	70 at Tampa Bay Buccaneers, Sep 22, 2024
			24 vs. Los Angeles Chargers, Jan 08, 2023
			22 at Indianapolis Colts, Sep 14, 2025
			18 vs. Pittsburgh Steelers, Sep 15, 2024
			16 vs. Tennessee Titans, Sep 07, 2025

SINGLE-GAME HIGHS - POSTSEASON: RUSHING/RECEIVING

Rush Attempts	2 at Buffalo Bills, Jan 12, 2025	All-Purpose Yards	8 at Buffalo Bills, Jan 12, 2025
Rushing Yards	8 at Buffalo Bills, Jan 12, 2025	Scrimmage Yards	8 at Buffalo Bills, Jan 12, 2025
Longest Runs	7 at Buffalo Bills, Jan 12, 2025		

2025 GAME-BY-GAME REGULAR-SEASON STATISTICS (DEN)

DATE	OPPONENT	P/S	RUSHING					RECEIVING					W/L	SCORE
			NO.	YDS.	AVG.	LG	TD	NO.	YDS.	AVG.	LG	TD		
09/07	TEN	P	0	0	0.0	0	0	2	16	8.0	13	0	W	20-12
09/14	at IND	P	1	3	3.0	3	0	2	19	9.5	19	0	L	28-29
2025 TOTALS		2-0	1	3	3.0	3	0	4	35	8.8	19	0	1-1	





23 CB



**JAHDAE
BARRON**

HEIGHT/WEIGHT: 5-11 / 200

COLLEGE: Texas

BIRTHDAY: Dec. 4, 2001

BORN: Austin, Texas

NFL EXPERIENCE: R

BRONCOS EXPERIENCE: R

GP/GS: 2/1

ACQUIRED: D1-'25

AT A GLANCE

- *A rookie cornerback who has appeared in two games (1 start) with Denver (2025) , totaling one fumble recovery, one pass defended and one special-teams tackle.*
- *Made his NFL debut against the Titans to open the season, recovering a late fourth-quarter fumble to stamp the Broncos' first win of the season.*
- *Played in 57 games (39 starts) over five seasons at the University of Texas (2020-24), totaling 227 tackles (136 solo), two sacks (12 yds.), eight interceptions, 32 passes defended, one forced fumble, three fumble recoveries and three defensive/special-teams touchdowns.*
- *Winner of 2024 Jim Thorpe Award as the nation's top defensive back after pacing the SEC in interceptions and ranking third in the country in picks (5) along with 67 tackles (46 solo), one sack (6 yds.), 2.5 tackles for loss, 16 passes defended and one fumble recovery.*
- *Named first-team All-American by the Associated Press and first-team All-SEC in 2024 and second-team All-Big 12 in 2023.*
- *As a fifth-year senior in 2024, helped lead Texas to an appearance in the SEC Championship Game—the program's first—and the College Football Playoff Semifinals for the second consecutive season.*
- *Attended John B. Connally High School in Austin, Texas, where he was a 5A All-State and two-time All-District 5A-11 honoree, playing wide receiver, defensive back and punt returner.*
- *Selected by the Broncos in the first round (20th overall) of the 2025 NFL Draft.*

2025: Barron scooped up his first career fumble recovery (forced by CB Ja'Quan McMillian) in his NFL debut to seal the victory over the Titans while also picking up a special teams tackle vs. Ten. (9/7)... Made first career start with one pass defended at Ind. (9/14).

2024: Barron was named Jim Thorpe Award winner, first-team All-American by the Associated Press and first-team All-SEC... Started all 16 games for the Longhorns, recording 67 tackles (46 solo), one sack (6 yds.), 2.5 tackles for loss, five interceptions, 16 passes defended and one fumble recovery... His five interceptions led the SEC and ranked third in FBS... Nabbed one tackle and one interception (30 yds.) in the season opener vs. Colorado State (8/31)... Recorded four tackles (2 solo), one pass defended and one forced fumble at No. 10 Michigan (9/7)... Set a career high with two interceptions along with four tackles (2 solo) vs. No. 5 Georgia (10/19), becoming the first Longhorn with two interceptions in a single game since 2019... Was named SEC Co-Defensive Player of the Week after tallying seven tackles (6 solo), one sack (6 yds.), two tackles for loss and one interception at Arkansas (Nov. 16)... Recorded five tackles (4 solo) and one interception (17 yds.) in the SEC Championship Game vs. No. 5 Georgia (12/7)... Named Defensive MVP of the 2025 Chick-fil-A Peach Bowl after collecting a season-high 11 tackles (7 solo) vs. No. 10 Arizona State (1/1) to help the Longhorns advance to the College Football Playoff Semifinals at the Cotton Bowl.

2023: Barron was named second-team All-Big 12 after playing in 14 games (12 starts) for Texas, tallying 61 tackles (32 solo), 4.5 tackles for loss, one interception, seven passes defended and one fumble recovery... Recorded four tackles (3 solo) and one interception (16 yds.) vs. No. 3 Alabama (9/9)... Totaled two solo tackles and two pass breakups vs. No. 18 Oklahoma State in the Big 12 Championship Game (12/2)... Posted five tackles (3 solo) in the College Football Playoff Semifinal at the Sugar Bowl (1/1).

2022: Barron was named honorable mention All-Big 12 by the league's coaches after appearing in 13 games (9 starts) for the Longhorns and registering a career-high 78 tackles (43 solo), one sack (6 yds.), two interceptions, five passes defended and one fumble recovery... Led Texas with 11.5 tackles for loss... Recorded first career interception and returned it for a 44-yard pick-six vs. UTSA (9/17)... Totaled 11 tackles (8 solo) with 3.5 tackles for loss and a 48-yard fumble return touchdown against No. 4 TCU (11/5)...

2021: Barron played in nine games (2 starts) with the Longhorns, nabbing 18 tackles (12 solo), one tackle for loss, three passes defended and one forced fumble... Recorded first-career forced fumble at Iowa State (11/6).

2020: Barron appeared in five games for Texas as a freshman, recording three solo tackles and one pass defended... Made his Texas debut vs. UTEP (9/12), logging two tackles and one pass defended... Returned a blocked punt two yards for a score vs. Texas Tech (9/26), marking the Longhorns' first blocked punt returned for a touchdown since 2011... Played in the Valero Alamo Bowl vs. Colorado (12/29),



UPDATED PLAYER BIOS



making one tackle.

HIGH SCHOOL: Barron attended John B. Connally High School in Austin, Texas, where he was a 5A All-State and two-time All-District 5A-11 honoree, playing at wide receiver, defensive back and punt returner... As a senior, hauled in 41 receptions for 673 yards and six touchdowns along with 43 tackles, three interceptions, four passes defended and one punt return for a touchdown... Also competed in track and field in the 100- and 200-meter dashes.

PERSONAL: Barron earned his bachelor's degree in physical culture and sports from the University of Texas... Jahdae Barron was born on December 4, 2001, in Austin, Texas.

Transactions

Signed by Denver as a draft choice 7/16/25.

Jahdae Barron's NFL Regular Season Defensive Statistics

DATE	TEAM	GP	GS	TACKLES							INTERCEPTIONS					O. FUMB				ST				MISC			
				TK	S	A	TFL	YDS	SK	YDS	QBH	NO	YDS	LG	TD	PD	FF	FR	TD	YDS	TK	S	A	FF	FR	S	A
2025	DEN	2	1	0	0	0	0	0	0	0.0	0.0	0	0	0	0	1	0	1	0	0	1	1	0	0	0	0	0
NFL TOTALS		2	1	0	0	0	0	0	0	0.0	0.0	0	0	0	0	1	0	1	0	0	1	1	0	0	0	0	

SINGLE-GAME HIGHS: DEFENSIVE


Fumble Recoveries

1 vs. Tennessee Titans, Sep 07, 2025

2025 GAME-BY-GAME REGULAR-SEASON STATISTICS (DEN)

DATE	OPPONENT	P/S	TACKLES							INTERCEPTIONS					O. FUMB				ST				MISC		W/L	SCORE					
			TK	S	A	SK	YDS	TFL	YDS	QBH	NO	YDS	LG	TD	PD	FF	FR	TD	YDS	TK	S	A	FF	FR			S	A			
09/07	TEN	P	0	0	0	0.0	0.0	0	0	0	0	0	0	0	0	0	1	0	0	1	1	0	0	0	0	0	0	0	0	W	20-12
09/14	at IND	S	0	0	0	0.0	0.0	0	0	0	0	0	0	0	1	0	0	0	0	0	0	0	0	0	0	0	0	0	L	28-29	
2025 TOTALS		2-1	0	0	0	0.0	0.0	0	0	0	0	0	0	0	1	0	1	0	0	1	1	0	0	0	0	0	0	1-1			





72 T



GARETT
BOLLES

HEIGHT/WEIGHT: 6-5 / 300

COLLEGE: Utah

BIRTHDAY: May. 27, 1992

BORN: Walnut Creek, Calif.

NFL EXPERIENCE: 9th YR

BRONCOS EXPERIENCE: 9th YR

GP/GS: 118/118

ACQUIRED: D1-'17

AT A GLANCE

- A ninth-year left tackle who has started all 118 regular-season games played and one postseason contest with Denver (2017-25). Is 1-of-18 active tackles to have at least 100 career starts.
- Has started the fifth-most games by a tackle in team history and the most by a Broncos' left tackle.
- In 2024, played in 1,110 offensive snaps (97.0%) after starting all 17 regular-season games and one postseason contest.
- Garnered his first career All-Pro selection and was named to the Associated Press' All-Pro second team in 2020.
- Earned PFWA All-Rookie honors in 2017 after becoming the fifth rookie to start every game at left tackle in Broncos history since starting lineups were tracked beginning in 1968.
- Became the first Bronco in team history to reach 100 career starts at left tackle.
- Started all 13 games played at left tackle in his only season at the University of Utah in 2016 after beginning his collegiate career at Snow College.
- Named first-team All-Pac 12 Conference after playing 891 snaps for the Utes during his junior season in 2016.
- Selected by the Broncos in the first round (20th overall) of the 2017 NFL Draft.

2024: Bolles started all 17 regular-season games, playing 1,068 offensive snaps... Made his 100th career start at left tackle for the Broncos in the Week 1 matchup at Sea. (9/8)... Became the first player in team history to reach 100 career starts at left tackle and the sixth tackle in team history to reach the century mark... Tied former T Mike Current for the fifth-most starts by a Broncos tackle in team history in the game vs. Car. (10/27)... Started his first career postseason contest at Buf. (1/12) in the AFC Wild Card Playoff.

2023: Bolles started all 17 games at left tackle for Denver, seeing action in every single offensive snap during the season with 1,072 snaps.

2022: Bolles played in 325 offensive snaps in the first five games of the season before being placed on injured reserve (leg) on Oct. 10 for the remainder of the year.

2021: Bolles logged the second-most offensive snaps among Broncos offensive linemen, playing 870 snaps while starting all 14 games he appeared in... Missed Weeks 9-10 and Week 12 due to injury.

2020: Bolles started all 15 games he appeared in, missing only Week 14 at Car. (12/13) due to an illness... Garnered his first career All-Pro selection and was named to the Associated Press' All-Pro second team... Participated in 94.3 percent (1,015-of-1,076) of the offensive snaps.

2019: Bolles started at left tackle in all 16 contests played for the third consecutive season... Participated in all of Denver's offensive snaps (1,025).

2018: Bolles opened all 16 games at left tackle for the second consecutive season... Was the only Broncos offensive lineman to start every game... Helped Denver's offense achieve the second-highest rushing average (4.85) in team history.

2017: Bolles opened all 16 games at left tackle to represent the fifth time in team history a rookie left tackle started every game since starting lineups were tracked beginning in 1968... Earned all-rookie honors from the PFWA... Was the sixth rookie to open the season at left tackle for the Broncos in Week 1 (vs. LAC).

COLLEGE: Bolles earned All-Pac 12 Conference first team honors in his only season with the University of Utah after opening all 13 games played (891 total snaps) at left tackle... Began his collegiate career at Snow College in Ephraim, Utah... Contributed to the Utes averaging close to 30 points per game and helped Utah's rushing offense rank third in the Pac-12 with 214.0 rushing yards per game... Earned NJCAA first-team All-American honors following his sophomore season at Snow College... Named the 2015 Western State Football League Offensive



UPDATED PLAYER BIOS



Player of the Year in addition to picking up All-WSFL first team honors... Helped Snow College finish No. 2 in the NJCAA rankings after winning the WSFL championship and Salt City Bowl.

PERSONAL: Bolles played on the offensive and defensive lines at Westlake (Utah) High School... Also competed in lacrosse... Lists Greg and Emily Freeman as guardians after moving in with the Freeman family during high school... Garrett Bolles (pronounced: BOWLS) was born on May 27, 1992, in Walnut Creek, Calif.

BRONCOS LEFT TACKLES TO START EVERY GAME AS A ROOKIE (SINCE 1968)

Year	Player
1974	Claudie Minor
1979	Dave Studdard
1992	Russell Freeman
2008	Ryan Clady
2017	Garrett Bolles

Transactions

Signed by Denver as a draft choice 5/11/17; Re-signed by Denver 11/28/20.

Garrett Bolles' NFL Regular Season Statistics

DATE	TEAM	GP	GS
2017	DEN	16	16
2018	DEN	16	16
2019	DEN	16	16
2020	DEN	15	15
2021	DEN	14	14
2022	DEN	5	5
2023	DEN	17	17
2024	DEN	17	17
2025	DEN	2	2
NFL TOTALS		118	118

Garrett Bolles' NFL Postseason Statistics

DATE	TEAM	GP	GS
2024	DEN	1	1
NFL TOTALS		1	1





15 OLB



NIK
BONITTO

HEIGHT/WEIGHT: 6-3 / 240

COLLEGE: Oklahoma

BIRTHDAY: Sep. 26, 1999

BORN: Fort Lauderdale, Fla.

NFL EXPERIENCE: 4th YR

BRONCOS EXPERIENCE: 4th YR

GP/GS: 49/22

ACQUIRED: D2-'22

AT A GLANCE

- A fourth-year All-Pro and Pro Bowl outside linebacker who has appeared in 49 games (22 starts) for the Broncos from 2022-25, recording 97 tackles (66 solo), 24.0 sacks (171.5 yds.), one interception (71 yds., 1 TD), six passes defended, four forced fumbles and one fumble recovery (50 yds., 1 TD).
- Played in one postseason game (1 start) with Denver (2024), totaling four tackles (2 solo) and one quarterback hit.
- Became the sixth Broncos edge rusher to be named All-Pro by the Associated Press and the first since outside linebacker Von Miller in 2018.
- Named to the 2025 Pro Bowl Games and Associated Press All-Pro Second Team after totaling career highs with 13.5 sacks (88.5 yds.) and 48 tackles (33 solo) in 2024 along with 24 quarterback hits, one interception (71 yds., 1 TD), four passes defended, two forced fumbles and one fumble recovery (50 yds., 1 TD).
- Became the first Bronco since OLB Bradley Chubb and OLB Von Miller in 2018 to record double-digit sacks in a season, and the fourth player in NFL history to record at least 13 sacks and two defensive touchdowns in a single season (first since former NFL DE J.J. Watt in 2014).
- Made 15 appearances (4 starts) in 2023, recording then-career highs in tackles (30), sacks (8), sack yards (57.5), passes defended (2) and also forced one fumble.
- Posted 13 tackles (5 solo), 1.5 sacks (13.5 yds.) and forced one fumble in his rookie year during the 2022 season.
- Appeared in 39 career games (30 starts) over four seasons at the University of Oklahoma from 2018-21.
- Totaled 117 tackles (68 solo), 18.5 sacks (119 yds.), one interception, seven passes defended, one forced fumble and three fumble recoveries during collegiate career.
- Finished his collegiate career ranked 13th in school history—and third among linebackers—in career sacks (18.5).
- Garnered numerous awards and distinctions following the 2021 season, including Pro Football Focus 2021 Big 12 Defensive Player of the Year, second-team All-Big 12 honors and semifinalist recognition for the Chuck Bednarik Award.
- Started all 12 games played in 2021, recording 39 tackles (23 solo), seven sacks (39 yds.), one pass defended, one forced fumble and three fumble recoveries.
- Registered 32 tackles (18 solo), eight sacks (44 yds.) and two passes defended in 10 games played (all starts) in 2020.
- Appeared in 14 games—starting the final eight—in 2019, posting 43 tackles (25 solo), 3.5 sacks (36 yds.), one interception and four passes defended.
- Played three games and tallied three tackles in 2018 before being redshirted.
- Attended St. Thomas Aquinas High School in Fort Lauderdale, Fla., where he recorded over 140 tackles during his high school career to go along with 17 sacks, two interceptions, two forced fumbles and three fumble recoveries.
- Selected by the Broncos in the second round (64th overall) of the 2022 NFL Draft.

2025: Bonitto sacked (12 yds.) Titans QB Cam Ward for his first quarterback takedown of the season while totaling three tackles (3 solo) and two tackles for loss vs. Ten. (9/7)... Recorded a career-high nine pressures on 22 pass rushes in season opener, according to Next Gen Stats.

2024: Bonitto earned Associated Press second-team All-Pro and Pro Bowl honors for the first time in his career after appearing in 17 games (15 starts)... Tallied career highs with 48 tackles (33 solo) and 13.5 sacks (88.5 yds.) along with 24 quarterback hits, one interception (71 yds., 1 TD), four passes defended, two forced fumbles and one fumble recovery (50 yds., 1 TD)... Became the sixth Broncos edge rusher to be named All-Pro by the Associated Press and the first since OLB Von Miller in 2018... Made his first start of the season and logged two solo tackles and one pass defended, including sacking Buccaneers QB Baker Mayfield to force a turnover on downs in the fourth quarter at T.B. (9/22)... Recorded a sack for the second straight week when he dropped Jets QB Aaron Rodgers (10 yards) to force a punt at NYJ (9/29)... Tallied at least one sack in his third consecutive week when sacking Raiders QB Gardner Minshew for six yards to force a Las Vegas punt vs. L.V. (10/6)... Sacked Chargers QB Justin Herbert (8 yds) vs. LAC (10/13), his fourth consecutive game with a sack... Recorded fifth consecutive game with a sack, totaling three tackles (1 solo) and one sack (9 yds.) of Saints QB Spencer Rattler at N.O. (10/17)... Tallied three tackles (1 solo) and one sack (6 yds.) of Panthers QB Bryce Young vs. Car. (10/27), marking his sixth consecutive game with at least





one sack... Became the first Bronco since OLB Von Miller to record at least one sack in six consecutive games, tying for the third-longest streak in franchise history (since at least 1982)... Tallied three solo tackles and three quarterback hits, including a sack of Chiefs QB Patrick Mahomes (9 yds.) at K.C. (11/10)... Registered seven tackles (4 solo) and his first multi-sack game of the season, dropping Falcons QB Kirk Cousins twice for seven yds. vs. Atl. (11/17)... Recorded a new career high in single season sacks (9) after the Falcons game... Tallied three tackles (3 solo) and a strip sack (8 yds.) of Raiders QB Desmond Ridder at L.V. (11/25), bringing his season total to 10.0 quarterback takedowns... Became the first Bronco since OLB Bradley Chubb and OLB Von Miller in 2018 to record double-digit sacks in a season... Recorded one sack of Browns QB Jameis Winston (14 yds.) along with his first-career interception and interception return touchdown, taking a pick-six back 71 yards vs. Cle. (12/2)... The pick-six marked the third longest interception return touchdown by a Broncos linebacker since Pro Football Hall of Fame LB Randy Gradishar (93 yds. at Cle., 10/5)... Tallied five tackles (3 solo) and a half sack (2.5 yds.) while forcing one fumble on a backwards pass and returning it 50 yds. for a defensive touchdown vs. Ind. (12/15)... Became the second Bronco in team history--and first since Broncos Ring of Fame DB Billy Thompson in 1973--to record a defensive score in back-to-back games... Tallied three tackles (3 solo) and 2.0 sacks (9 yds.) vs. K.C. (1/5)... Became the fourth player in NFL history to record at least 13 sacks and two defensive touchdowns in a season (first since former NFL DE J.J. Watt in 2014)... Recorded the third-most sacks in the NFL in 2024... In first career postseason game, recorded four tackles (2 solo) and one quarterback hit at Buf. (1/12) in the AFC Wild Card Playoff.

2023: Bonitto made 15 appearances (4 starts), recording career highs in tackles (30), sacks (8), sack yards (57.5), passes defended (2) and also forced one fumble... Recorded his first sack of the season vs. Was. (9/17), bringing down Commanders QB Sam Howell for an eight-yard loss... Made a career-high six tackles (4 solo) along with two tackles for loss and one quarterback hit at Mia. (9/24)... Set a career-high 2.5 sacks (25 yds.)—including a strip sack on Bears QB Justin Fields that was recovered by OLB Jonathon Cooper for a game-tying score—and made four tackles (3 solo) in the 21-point comeback win at Chi. (10/1)... His strip sack caused the first Broncos' scoop-and-score since S Kareem Jackson's score at Hou. (12/8) in 2019... Totaled 2.0 sacks (10 yds.) along with two solo tackles vs. NYJ (10/8)... Became the first Bronco since OLB Malik Reed in 2020 to record at least 2.0 sacks in back-to-back games... Picked up his first career pass defended while also registering four quarterback hurries in the win vs. K.C. (10/29)... Batted down one pass, notched 1.5 sacks (6.5 yds.) and also helped DE Zach Allen record a safety in the win vs. Cle. (11/26)... Sacked Raiders QB Aidan O'Connell for an eight-yard loss at L.V. (1/7).

2022: Bonitto appeared in 15 games (1 start) with the Broncos after being drafted in the second round (64th overall) of the 2022 NFL Draft, recording 13 tackles (5 solo), 1.5 sacks (13.5 yds.) and one forced fumble... Made his first career tackle in his NFL debut vs. S.F. (9/25)... Tallied his first career sack vs. NYJ (10/23), bringing down Jets QB Zach Wilson with the help of DL Mike Purcell... Tallied his first strip sack on Jaguars QB Trevor Lawrence and added two solo tackles at Jac. (10/30)... Made his first career start at K.C. (1/1).

COLLEGE: Bonitto totaled 117 tackles (68 solo), 18.5 sacks (119 yds.), one interception, seven passes defended, one forced fumble and three fumble recoveries during his career at Oklahoma... Awarded All-Big 12 second team honors after starting all 12 games played in 2021, recording 39 tackles (23 solo) seven sacks (39 yds.), one pass defended, one forced fumble and three fumble recoveries... Was a PFF first team selection and was a second-team Associated Press All American as a junior when he registered 32 tackles (18 solo), eight sacks (44 yds.), and two passes defended in 10 games played (all starts)... Appeared in all 14 games as a sophomore, starting the final eight... Totaled 43 tackles (25 solo), 3.5 sacks (36 yds.), one interception and four passes defended.

PERSONAL: Bonitto attended St. Thomas Aquinas High School in Fort Lauderdale, Fla., where he recorded over 140 tackles during his high school career to go along with 17 sacks, two interceptions, two forced fumbles and three fumble recoveries... Touted as ESPN's No. 197 overall recruit in the country and the seventh ranked outside linebacker... Named an Under Armour All-American... Majored in communication at Oklahoma... Nik Bonitto (pronounced: bo-NEE-toe) was born on Sept. 26, 1999, in Fort Lauderdale, Fla.

BRONCOS EDGE RUSHERS NAMED AP ALL-PRO	
NAME	ALL-PRO HONORS
Von Miller	6
Tom Jackson	2
NIK BONITTO	1
Elvis Dumervil	1
John Mobley	1
Bob Swenson	1

Transactions

Signed by Denver as a draft choice 5/12/22.



UPDATED PLAYER BIOS



Nik Bonitto's NFL Regular Season Defensive Statistics

DATE	TEAM	GP	GS	TACKLES							INTERCEPTIONS					O. FUMB				ST				MISC				
				TK	S	A	TFL	YDS	SK	YDS	QBH	NO	YDS	LG	TD	PD	FF	FR	TD	YDS	TK	S	A	FF	FR	S	A	
2022	DEN	15	1	13	5	8	1	3	1.5	13.5	3	0	0	0	0	0	1	0	0	0	0	1	1	0	0	0	0	0
2023	DEN	15	4	30	23	7	13	49	8.0	57.5	20	0	0	0	0	2	1	0	0	0	0	0	0	0	0	0	0	
2024	DEN	17	15	48	33	15	16	116	13.5	88.5	24	1	71	71t	1	4	2	1	1	50	0	0	0	0	0	0	0	
2025	DEN	2	2	6	5	1	2	13	1.0	12.0	4	0	0	0	0	0	0	0	0	0	0	0	0	0	0	0		
NFL TOTALS		49	22	97	66	31	32	181	24.0	171.5	51	1	71	71T	1	6	4	1	1	50	1	1	0	0	0	0	0	

Nik Bonitto's NFL Postseason Defensive Statistics

DATE	TEAM	GP	GS	TACKLES							INTERCEPTIONS					O. FUMB				ST				MISC			
				TK	S	A	TFL	YDS	SK	YDS	QBH	NO	YDS	LG	TD	PD	FF	FR	TD	YDS	TK	S	A	FF	FR	S	A
2024	DEN	1	1	4	2	2	0	0	0.0	0.0	1	0	0	0	0	0	0	0	0	0	0	0	0	0	0	0	0
NFL TOTALS		1	1	4	2	2	0	0	0.0	0.0	1	0	0	0	0	0	0	0	0	0	0	0	0	0	0	0	0

SINGLE-GAME HIGHS: DEFENSIVE

- Total Tackles** 7 vs. Atlanta Falcons, Nov 17, 2024
- Solo Tackles** 4 vs. Atlanta Falcons, Nov 17, 2024
...1 more at 4.
- Sacks** 2.5 at Chicago Bears, Oct 01, 2023
- Passes Defensed** 2 vs. Cleveland Browns, Dec 02, 2024
- Forced Fumbles** 1 vs. Indianapolis Colts, Dec 15, 2024
...3 more at 1.
- Fumble Recoveries** 1 vs. Indianapolis Colts, Dec 15, 2024
- Tackles For Loss** 2 vs. Tennessee Titans, Sep 07, 2025
...7 more at 2.
- Interceptions** 1 vs. Cleveland Browns, Dec 02, 2024


SINGLE-GAME HIGHS - POSTSEASON: DEFENSIVE

- Total Tackles** 4 at Buffalo Bills, Jan 12, 2025
- Solo Tackles** 2 at Buffalo Bills, Jan 12, 2025

2025 GAME-BY-GAME REGULAR-SEASON STATISTICS (DEN)

DATE	OPPONENT	P/S	TACKLES							INTERCEPTIONS					O. FUMB				ST				MISC						
			TK	S	A	SK	YDS	TFL	YDS	QBH	NO	YDS	LG	TD	PD	FF	FR	TD	YDS	TK	S	A	FF	FR	S	A	W/L	SCORE	
09/07	TEN	S	3	3	0	1.0	12.0	2	13	3	0	0	0	0	0	0	0	0	0	0	0	0	0	0	0	0	0	W	20-12
09/14	at IND	S	3	2	1	0.0	0.0	0	0	1	0	0	0	0	0	0	0	0	0	0	0	0	0	0	0	0	L	28-29	
2025 TOTALS		2-2	6	5	1	1.0	12.0	2	13	4	0	0	0	0	0	0	0	0	0	0	0	0	0	0	0	0	1-1		





13 WR



PAT BRYANT

HEIGHT/WEIGHT: 6-3 / 200

COLLEGE: Illinois

BIRTHDAY: Dec. 10, 2002

BORN: Jacksonville, Fla.

NFL EXPERIENCE: R

BRONCOS EXPERIENCE: R

GP/GS: 2/0

ACQUIRED: D3a-'25

AT A GLANCE

- *A rookie wide receiver who has appeared in two game with Denver (2025), recording two catches for 18 yards (9.0 avg.).*
- *Played in 46 games over four seasons at the University of Illinois (2021-24), recording 137 catches for 2,095 yards (15.3 avg.) with 19 touchdowns.*
- *Named first-team All-Big Ten by the Associated Press and second-team All-Big Ten (coaches and media) as a senior after playing in all 12 games and recording 54 receptions for 984 yards (18.2 avg.) with 10 touchdowns.*
- *Finished 2024 tied for first in the Big Ten in receiving touchdowns (10), second in receiving yards (984) and tied for second in yards per reception (18.2) while tying Illinois' single season receiving touchdown record.*
- *Attended Atlantic Coast High School in Jacksonville, Fla., where he recorded 128 receptions, 2,261 receiving yards and 23 touchdowns during his high school career.*
- *Selected by the Broncos in the third round (74th overall) of the 2025 NFL Draft.*

2025: Bryant made his NFL debut in Week 1 vs. Ten (9/7)...Made his first career catch in Week 2 at Ind. (9/14)... Finished the Colts game with two receptions for 18 yards (9.0 avg.).

2024: Bryant was named first-team All-Big Ten by the Associated Press and second-team All-Big Ten (coaches and media) after playing in all 12 games and recording 54 receptions for 984 yards (18.2 avg.) with 10 touchdowns... Finished tied for first in the Big Ten in receiving touchdowns (10), second in receiving yards (984) and tied for second in yards per reception (18.2)... His 10 touchdown catches also tied school record for single season receiving touchdowns... Notched four receptions for 104 yards with one touchdown vs. Purdue (10/12)... Recorded four catches for 135 yards with one touchdown vs. Michigan State (11/16)... Tallied a career high 197 receiving yards on seven receptions with one touchdown at Rutgers (11/23)... Scored the game-winning touchdowns in the final two minutes or overtime of three games, at Nebraska (9/20), vs. Purdue (10/12) and at Rutgers (11/23).

2023: Bryant appeared in 12 games (9 starts) for the Fighting Illini, totaling 43 receptions for 560 yards (13.0 avg.) with seven touchdowns... Tied for fourth in the Big Ten in regular-season receiving touchdowns (7), and tied for fifth in the Big Ten in receiving touchdowns in conference contests (5)... Tallied six catches for 59 yards with two touchdowns, marking the first multi-score game of his career, vs. Toledo (9/2)... Hauled in seven catches for a career high 131 yards with one touchdown vs. Indiana (11/11).

2022: Bryant played in 12 games (11 starts), registering 34 receptions for 453 yards (13.3 avg.) with two touchdowns... Recorded multiple receptions in nine of 12 games played while leading Illinois and ranking 16th in the Big Ten in yards per reception (13.3)... Also totaled four kickoff returns for 85 yards... Marked season highs in receptions (7), receiving yards (115) and receiving touchdowns (1) vs. Chattanooga (9/22)... Also tallied seven receptions for 58 yards vs. Minnesota (10/15).

2021: Bryant played in 10 games, recording six receptions for 98 yards (16.3 avg.)... Made first career start at Purdue (9/25).

HIGH SCHOOL: Bryant attended Atlantic Coast High School in Jacksonville, Fla., where he recorded 128 receptions for 2,261 yards with 23 touchdowns during his high school career... As a senior, totaled 44 receptions for 942 yards with seven touchdowns... Collected 45 receptions for 684 yards with 11 touchdowns as a junior.

PERSONAL: Bryant earned his bachelor's degree in recreation, sport and tourism at the University of Illinois... Pat Bryant was born on December 10, 2002, in Jacksonville, Fla.

Transactions

Signed by Denver as a draft choice 5/9/25.



UPDATED PLAYER BIOS



Pat Bryant's NFL Regular Season Rushing/Receiving Statistics

DATE	TEAM	GP	GS	RECEIVING					RUSHING				
				NO.	YDS.	AVG.	LG	TD	NO.	YDS.	AVG.	LG	TD
2025	DEN	2	0	2	18	9.0	12	0	0	0	0.0	0	0
NFL TOTALS		2	0	2	18	9.0	12	0	0	0	0.0	0	0

Pat Bryant's NFL Regular Season Return Statistics

DATE	TEAM	KICKOFF RETURNS					PUNT RETURNS					
		RET.	YDS.	AVG.	LG	TD	NO.	FC	YDS.	AVG.	LG	TD
2025	DEN	0	0	0.0	0	0	0	0	0	0.0	0	0
NFL TOTALS		0	0	0.0	0	0	0	0	0	0.0	0	0


SINGLE-GAME HIGHS: RECEIVING

Receptions	2 at Indianapolis Colts, Sep 14, 2025	All-Purpose Yards	18 at Indianapolis Colts, Sep 14, 2025
Receiving Yards	18 at Indianapolis Colts, Sep 14, 2025	Scrimmage Yards	18 at Indianapolis Colts, Sep 14, 2025
Longest Receptions	12 at Indianapolis Colts, Sep 14, 2025		
	6 at Indianapolis Colts, Sep 14, 2025		

2025 GAME-BY-GAME REGULAR-SEASON STATISTICS (DEN)

DATE	OPPONENT	P/S	RECEIVING					RUSHING					W/L	SCORE	
			NO.	YDS.	AVG.	LG	TD	NO.	YDS.	AVG.	LG	TD			
09/07	TEN	P	0	0	0.0	0	0	0	0	0.0	0	0	0	W	20-12
09/14	at IND	P	2	18	9.0	12	0	0	0	0.0	0	0	0	L	28-29
2025 TOTALS		2-0	2	18	9.0	12	0	0	0	0.0	0	0	0	1-1	





0 OLB



JONATHON COOPER

HEIGHT/WEIGHT: 6-4 / 257

COLLEGE: Ohio State

BIRTHDAY: Jan. 8, 1998

BORN: Gahanna, Ohio

NFL EXPERIENCE: 5th YR

BRONCOS EXPERIENCE: 5th YR

GP/GS: 66/50

ACQUIRED: D7b-'21

AT A GLANCE

- A fifth-year outside linebacker who has played 66 games (50 starts) for the Broncos from 2021-25, nabbing 215 tackles (122 solo), 24.5 sacks (157.0 yds.), one interception (4 yds.), three passes defended, two forced fumbles and three fumble recoveries (1 TD).
- Made three tackles (1 solo) in one postseason game (1 start) with Denver (2024).
- Has recorded the fourth-most sacks (24.5) among Broncos players drafted in the seventh round or later.
- His 24.5 sacks are the most in the NFL by a player selected in the seventh round of an NFL Draft since 2019.
- Reached the double-digit sack mark for the first time in his career after setting a career-high 10.5 sacks (50.5 yds.) along with 58 tackles (33 solo), 20 quarterback hits, one pass defended and one forced fumble in 17 starts in 2024.
- Recorded a team-high 8.5 sacks (65.5 yds.) along with 70 tackles (43 solo), one interception (4 yds.), two passes defended, one forced fumble and two fumble recoveries in 17 starts in 2023.
- Started 9-of-14 games played in 2022, making 44 tackles (20 solo) and two sacks (13 yds.).
- Appeared in 16 games (5 starts) as a rookie in 2021, totaling 37 tackles (22 solo), 2.5 sacks (22 yds.) and one fumble recovery.
- Played 45 games (25 starts) at Ohio State (2016-20), collecting 75 tackles (44 solo), 10 sacks (66 yds.), two pass breakups, one forced fumble and two fumble recoveries.
- Selected as an All-Big Ten honoree on two occasions, including third-team recognition in 2020.
- Became the first player in Ohio State history to wear the "Block O" jersey, which is given to the player who best represents the legacy of former Buckeye Bill Willis and exhibits selfless, player-driven leadership qualities.
- Started all eight games played in 2020, tallying 24 tackles (12 solo), 3.5 sacks (29 yds.), one pass breakup and one forced fumble.
- Limited to just four games (all starts) as a true senior in 2019 before suffering a season-ending injury and electing to redshirt.
- Opened all 13 games in 2018, posting a career-high 25 tackles (14 solo) to go along with 2.5 sacks (9 yds.) and one fumble recovery.
- Tallied 15 tackles (11 solo), two sacks (17 yds.) and one fumble recovery in 14 games played in 2017.
- Appeared in six games as a true freshman, adding six tackles (2 solo) and one sack (5 yds.).
- Prepped at Lincoln High School in Gahanna, Ohio, where he was named the state's Defensive Player of the Year while being selected to the All-USA Ohio football team as a senior.
- Selected by the Broncos in the seventh round (239th overall) of the 2021 NFL Draft.

2025: Cooper slipped into the backfield to record one sack (6 yds.) of Titans QB Cam Ward, finishing with two tackles (2 solo) vs. Ten. (9/7).

2024: Cooper started 17 regular-season contests for the Broncos, tallying 58 tackles (33 solo), a career-high 10.5 sacks (50.5 yds.), 20 quarterback hits and one forced fumble... Led the Broncos with two sacks (13 yds.) at Sea. (9/8), marking the third multi-sack game of his career and first since 2023 vs. Was. (9/17)... Became the first Bronco since OLB Von Miller in 2018 (vs. Sea., 9/9) to record multiple sacks in the first half of the season opener... Tallied three tackles (2 solo), including one sack (5 yds.), at T.B. (9/22)... With his sack of Buccaneers QB Baker Mayfield, he tied DE Fred Stokes and NT Jeff Wright for the 13th-most quarterback takedowns by a player drafted in the seventh round or later in the NFL Draft in his first 50 career games... Recorded one sack of Raiders QB Gardner Minshew (3 yds.) vs. L.V. (10/6)... Totaled six tackles (4 solo), a half sack (DE Zach Allen) and one forced fumble vs. LAC (10/13)... Tallied five tackles (4 solo) and one sack of Panthers QB Bryce Young (3 yds.) vs. Car. (10/27)... Registered six tackles (3 solo) and one sack of Chiefs QB Patrick Mahomes (2 yds.) at K.C. (11/10)... Recorded three tackles (1 solo) and a half sack (ILB Cody Barton) at L.V. (11/24)... Nabbed three tackles (2 solo) and one sack of Browns QB Jameis Winston (8 yds.) vs. Cle. (12/2)... Tallied four tackles (3 solo) and 1.5 sacks (6.5 yds.) of Bengals QB Joe Burrow at Cin. (12/28), setting a new career high with 9.5 quarterback takedowns on the season... Sacked Chiefs QB Carson Wentz (4 yds.) vs. K.C. (1/5), eclipsing the double-digit sack mark for the first time in his career... Along with OLB Nik Bonitto (13.5 sacks in 2024), became the first Broncos duo to record double-digit sacks since 2018 (OLBs Bradley Chubb and Von Miller)... Started first career postseason appearance and recorded three tackles (1 solo) at Buf. (1/12) in the AFC Wild Card Playoff.

2023: Cooper set a career best with a team-high 8.5 sacks (65.5 yds.) along with 70 tackles (43 solo), one interception (4 yds.), two passes defended, one forced fumble and two fumble recoveries in 17 starts... Tied his career-high of two sacks (20 yds.), including a strip sack of Commanders QB Sam Howell, along with a career-best eight tackles (3 solo) vs. Was. (9/17)... His strip sack of Howell was his first career forced fumble... Made six tackles (3 solo) at Mia. (9/24)... Sacked Bears QB Justin Fields for a six-yard loss, made five tackles (2 solo) and





recovered a strip sack forced by OLB Nik Bonitto for a touchdown at Chi. (10/1)... His scoop-and-score was the first by a Bronco since 2019 when S Kareem Jackson recovered a fumble for a score at Hou. (12/8)... Sacked Chiefs QB Patrick Mahomes for a two-yard loss while also contributing three solo tackles and his first career pass defended at K.C. (10/12)... Made six tackles (3 solo) in the win vs. G.B. (10/22)... Recovered a strip sack from OLB Baron Browning while also assisting on a sack (3.5 yds.) and made three tackles (1 solo) in the win vs. K.C. (10/29)... Sacked Vikings QB Josh Dobbs for an 11-yard loss and also made five tackles (2 solo) in the win vs. Min. (11/19)... Finished with five tackles (4 solo) and one quarterback hit in the win vs. Cle. (11/26)... Made seven tackles (4 solo) at Hou. (12/3)... Nabbed his first career interception off Chargers QB Justin Herbert and also made two solo tackles at LAC (12/10)... Sacked Lions QB Jared Goff at Det. (12/16) to tie former Broncos LB Ken Woodard for the fourth-most sacks (11.0) by a Broncos' draft selection in the seventh round or later... Posted four solo tackles and one sack (10 yds.) on Patriots QB Bailey Zappe vs. N.E. (12/24)... Recorded a sack in a third straight game after bringing down Chargers QB Easton Stick for a five-yard loss.

2022: Cooper started 9-of-14 games played, making 44 tackles (20 solo) and two sacks (13 yds.)... Made his first start of the season in the win at Jac. (10/30), tallying five tackles (1 solo)... Produced a career-high seven tackles (5 solo) along with a QB hit vs. L.V. (11/20)... Notched his first sack of the season against Ravens QB Lamar Jackson (6 yds.) along with five tackles (1 solo) at Bal. (12/4)... Picked up a sack in a second-straight game after taking down Chiefs QB Patrick Mahomes while also logging two tackles (1 solo) vs. K.C. (12/11)... Tied a career-high 7 tackles (3 solo) at LAR (12/25).

2021: Cooper, who was selected by the Broncos in the seventh round (239th overall) of the 2021 NFL Draft, appeared in 16 games (5 starts), totaling 37 tackles (22 solo), 2.5 sacks (22 yds.), and one fumble recovery... Made his NFL debut in Week 1 at NYG (9/12)... Collected first career tackle vs. NYJ (9/26)... Recorded five tackles (2 solo) and a career-high three quarterback hits at Cle. (10/21)... Collected first career start, tallying two assisted tackles vs. Was. (10/31)... Registered the first two sacks of his career and tallied two quarterback takedowns (20 yds.) and four tackles (3 solo) at Dal. (11/7)... Posted five tackles (4 solo) vs. Phi. (11/14)... Registered first career fumble recovery and added five solo tackles vs. Det. (12/12)... Totaled 0.5 sacks (2 yds.) and had a career-high six tackles (4 solo) vs. Cin. (12/19).

COLLEGE: Cooper served as a two-year captain and started 25-of-45 games played over his five seasons (2016-20) at Ohio State... Selected as an All-Big Ten honoree on two occasions, including third-team recognition in 2020... Became the first player in Ohio State history to wear the "Block O" jersey which is given to the player who best represents the legacy of former Buckeye Bill Willis and exhibits selfless, player-driven leadership qualities... Started all eight games played in his final collegiate campaign in 2020, compiling 24 tackles (12 solo), 3.5 sacks (29 yds.), one pass breakup and one forced fumble... Limited to just four games (all starts) during his true senior season in 2019 before suffering a season-ending injury and electing to redshirt... Opened all 13 games in 2018, compiling 25 tackles (24 solo), 2.5 sacks (9 yds.) and one fumble recovery... Tallied 15 tackles (11 solo), two sacks (17 yds.) and one fumble recovery in 14 games played in 2017... Appeared in six games as true freshman in 2016, garnering six tackles (2 solo) and one sack (5 yds.).

PERSONAL: Cooper attended Lincoln High School in Gahanna, Ohio, where he was named USA Today's Ohio Defensive Player of the Year while being selected to the All-USA Ohio football team as a senior... Selected to the Associated Press All-State team as a senior... Jonathon Cooper was born on Jan. 8, 1998, in Gahanna, Ohio.

Transactions

Signed by Denver as a draft choice 6/15/21.


Jonathon Cooper's NFL Regular Season Defensive Statistics

DATE	TEAM	GP	GS	TACKLES							INTERCEPTIONS						O. FUMB				ST				MISC			
				TK	S	A	TFL	YDS	SK	YDS	QBH	NO	YDS	LG	TD	PD	FF	FR	TD	YDS	TK	S	A	FF	FR	S	A	
2021	DEN	16	5	37	22	15	4	28	2.5	22.0	7	0	0	0	0	0	0	1	0	0	0	1	0	1	0	0	0	0
2022	DEN	14	9	44	20	24	2	13	2.0	13.0	7	0	0	0	0	0	0	0	0	0	0	4	3	1	0	0	0	0
2023	DEN	17	17	70	43	27	8	45	8.5	65.5	13	1	4	4	0	2	1	2	1	35	2	1	1	0	0	0	0	
2024	DEN	17	17	58	33	25	11	48	10.5	50.5	20	0	0	0	0	1	1	0	0	0	0	0	0	0	0	0	0	
2025	DEN	2	2	6	4	2	2	8	1.0	6.0	1	0	0	0	0	0	0	0	0	0	0	0	0	0	0	0	0	
NFL TOTALS		66	50	215	122	93	27	142	24.5	157.0	48	1	4	4	0	3	2	3	1	35	7	4	3	0	0	0	0	

Jonathon Cooper's NFL Postseason Defensive Statistics

DATE	TEAM	GP	GS	TACKLES							INTERCEPTIONS						O. FUMB				ST				MISC		
				TK	S	A	TFL	YDS	SK	YDS	QBH	NO	YDS	LG	TD	PD	FF	FR	TD	YDS	TK	S	A	FF	FR	S	A
2024	DEN	1	1	3	1	2	0	0	0.0	0.0	0	0	0	0	0	0	0	0	0	0	0	0	0	0	0	0	0
NFL TOTALS		1	1	3	1	2	0	0	0.0	0.0	0	0	0	0	0	0	0	0	0	0	0	0	0	0	0	0	0





16 P



JEREMY CRAWSHAW

HEIGHT/WEIGHT: 6-3 / 205

COLLEGE: Florida

BIRTHDAY: May. 22, 2001

BORN: Emu Plains, New South Wales, Australia

NFL EXPERIENCE: R

BRONCOS EXPERIENCE: R

GP/GS: 2/0

ACQUIRED: D6-'25

AT A GLANCE

- 👉 A rookie punter who has played in two games with Denver, punting six times for 262 yards (46.3 avg. / 43.7 net) with all six punts inside of the 20-yard line, an NFL high.
- 👉 Played in 53 games over five seasons at the University of Florida (2020-24), punting 190 times for 8,820 yards (46.4 avg.) with 76 punts inside of the 20-yard line and 16 touchbacks.
- 👉 Appeared in all 13 games in 2024 with the Gators, punting 59 times for 2,699 yards (45.7 avg.) with 25 punts inside of the 20-yard line and four touchbacks.
- 👉 Punted 42 times for 2,052 yards (48.9 avg.) with 15 punts inside of the 20-yard line and five touchbacks in 12 games during the 2023 season.
- 👉 Played in all 13 games in 2022 and punted 35 times for 1,678 yards (47.9 avg.) with 15 punts inside of the 20-yard line and one touchback.
- 👉 Punted 52 times in 2021, totaling 2,293 yards (44.1 avg.) with 20 punts inside of the 20-yard line and six touchbacks.
- 👉 Prior to arriving at Florida, was discovered via ProKick Australia, which has developed Australian athletes to reach the collegiate and NFL levels since 2007.
- 👉 Selected by the Broncos in the sixth round (216th overall) of the 2025 NFL Draft.

2025: Crawshaw booted three punts in his NFL debut for 144 yards (48.0 avg./44.0 net) as all three landed inside the 20-yard line vs. Ten. (9/7)... Punted three times for 134 yards (44.7 avg./43.3 net) with all three dropping inside the 20-yard line at Ind. (9/14).

2024: Crawshaw appeared in all 13 games with the Gators, punting 59 times for 2,699 yards (45.7 avg.) with 25 punts inside of the 20-yard line and four touchbacks... Was named the Ray Guy Award Punter of the Week for Week 6 after kicking four times for 183 yards (45.8 avg.) vs. UCF (10/5).

2023: Crawshaw punted 42 times for 2,052 yards (48.9 avg.) with 15 punts inside of the 20-yard line and five touchbacks in 12 games... Named second-team All-SEC by the Associated Press... Finished the season owning the all-time program record of average yards per punt in a career (min. 90 punts) at 46.7 yards per punt... Also set the single-season program record average of 48.0 yards per punt... Recorded seven punts that traveled 60 yards or more and 21 punts that traveled more than 50 yards.

2022: Crawshaw played in all 13 games and punted 35 times for 1,678 yards (47.9 avg.) with 15 punts inside of the 20-yard line along with one touchback... Also tallied 13 punts that traveled at least 50 yards and forced 12 fair catches... Punted for times in the Las Vegas Bowl vs. Oregon State (12/17), with all four punts going for over 50 yards and averaging 56.5 yards per punt.

2021: Crawshaw punted 52 times, totaling 2,293 yards (44.1 avg.) with 20 punts inside of the 20-yard line and six touchbacks... Also rushed once for 28 yards... Was named to the All-SEC Freshman Team... Successfully converted a fake punt attempt vs. Vanderbilt (10/9), rushing for 28 yards along with punting four times for an average of 50 yards.

2020: Crawshaw made his collegiate debut against Oklahoma at the Cotton Bowl (12/30), putting twice for 98 yards (49.0 avg.) with one punt inside of the 20-yard line.

HIGH SCHOOL: Crawshaw was discovered via ProKick Australia prior to arriving at Florida, which has developed Australian athletes to reach the collegiate and NFL levels since 2007.

PERSONAL: Crawshaw earned his bachelor's degree from the University of Florida... Jeremy Crawshaw was born on May 22, 2001, in Emu Plains, New South Wales, Australia.

Transactions

Signed by Denver as a draft pick 5/9/25.



UPDATED PLAYER BIOS



Jeremy Crawshaw's NFL Regular Season Punting Statistics

DATE	TEAM	GP	NO.	YDS.	AVG.	OPP. RET.	YDS.	NET YDS.	AVG.	TB	IN20	LG	BK
2025	DEN	2	6	278	46.3	3	16	262	43.7	0	6	53	0
NFL TOTALS		2	6	278	46.3	3	16	262	43.7	0	6	53	0


SINGLE-GAME HIGHS: PUNTER

Punts	3 at Indianapolis Colts, Sep 14, 2025 3 vs. Tennessee Titans, Sep 07, 2025	Net Punting Avg	44.0 vs. Tennessee Titans, Sep 07, 2025 43.3 at Indianapolis Colts, Sep 14, 2025
Gross Punting Yards	144 vs. Tennessee Titans, Sep 07, 2025 134 at Indianapolis Colts, Sep 14, 2025	Longest Punts	53 vs. Tennessee Titans, Sep 07, 2025 50 at Indianapolis Colts, Sep 14, 2025
Gross Punting Avg	48.0 vs. Tennessee Titans, Sep 07, 2025 44.7 at Indianapolis Colts, Sep 14, 2025	Inside the 20	3 at Indianapolis Colts, Sep 14, 2025 3 vs. Tennessee Titans, Sep 07, 2025
Net Punting Yards	132 vs. Tennessee Titans, Sep 07, 2025 130 at Indianapolis Colts, Sep 14, 2025		

2025 GAME-BY-GAME REGULAR-SEASON STATISTICS (DEN)

DATE	OPPONENT		NO.	YDS.	AVG.	OPP. RET.	YDS.	NET YDS.	AVG	TB	IN20	LG	BK	W/L	SCORE
09/07	TEN	P	3	144	48.0	1	12	132	44.0	0	3	53	0	W	20-12
09/14	at IND	P	3	134	44.7	2	4	130	43.3	0	3	50	0	L	28-29
2025 TOTALS			2	6	278	46.3	3	16	262	43.7	0	6	53	0	1-1





73 T



FRANK CRUM

HEIGHT/WEIGHT: 6-7 / 315

COLLEGE: Wyoming

BIRTHDAY: May. 14, 2000

BORN: Laramie, Wyo.

NFL EXPERIENCE: 2nd YR

BRONCOS EXPERIENCE: 2nd YR

GP/GS: 6/0

ACQUIRED: CFA-'24

AT A GLANCE

- A second-year tackle who has appeared in six games with the Broncos (2024).
- In 2024, played in six games on offense and special teams, totaling 24 total snaps between the two.
- Was 1-of-3 undrafted college free agents to make Denver's initial 53-man roster out of training camp
- Played at the University of Wyoming who played six seasons with the Cowboys (2018-23), appearing in 56 games (49 starts).
- Started all 13 games at tackle in 2023, earning first-team All-Mountain West honors in 2023.
- Earned all-conference honors from Pro Football Focus after starting all 12 games in 2022.
- Was named honorable mention All-Mountain West by Pro Football Focus after starting all 13 games in 2021.
- Attended Laramie (Wyo.) High School, where he earned first-team 4A East All-Conference honors during his senior season in 2017.
- Signed by Denver as a college free agent on May 10, 2024.

2024: Crum appeared in six games as a rookie, playing nine offensive snaps and 24 special teams snaps... Was 1-of-3 undrafted college free agents to make Denver's initial 53-man roster out of training camp... Made his NFL debut in Week 3 at T.B. (9/22).

COLLEGE: Played at the University of Wyoming who played six seasons with the Cowboys (2018-23), appearing in 56 games (49 starts)... Started all 13 games at tackle in 2023, earning first-team All-Mountain West honors... Earned all-conference honors from Pro Football Focus in 2022 after starting all 12 games and was part of an offensive line that allowed only 1.46 sacks per game... In 2021, was named honorable mention All-Mountain West by Pro Football Focus after starting all 13 games... Blocked for RB Xazavian Valladay, who ranked third in the conference in rushing yards per game... Started all six games played in 202 and helped pave the way for a rushing attack that ranked No. 2 in the Mountain West (219.5 ypg)... In 2019, played 12 games (5 starts) in 2019 after redshirting his freshman year in 2018.

PERSONAL: Attended Laramie (Wyo.) High School, where he earned first-team 4A East All-Conference honors during his senior season in 2017... Helped Laramie High School to the 2017 Class 4A State Playoffs... Also played basketball... Frank Crum was born May 14, 2000, in Laramie, Wyo.

Transactions

Signed by Denver as a college free agent 5/10/24.


Frank Crum's NFL Regular Season Statistics

DATE	TEAM	GP	GS
2024	DEN	6	0
2025	DEN	0	0
NFL TOTALS		6	0

Frank Crum's NFL Postseason Statistics

DATE	TEAM	GP	GS
2024	DEN	0	0
NFL TOTALS		0	0





27 RB



J.K.
DOBBINS

HEIGHT/WEIGHT: 5-10 / 215

COLLEGE: Ohio State

BIRTHDAY: Dec. 17, 1998

BORN: La Grange, Texas

NFL EXPERIENCE: 6th YR

BRONCOS EXPERIENCE: 1st YR

GP/GS: 39/23

ACQUIRED: UFA (LAC)-'25

AT A GLANCE

- A sixth-year running back who has appeared in 39 regular-season games (23 starts) and four postseason games (3 starts) with Baltimore (2020-23), the L.A. Chargers (2024) and Denver (2025).
- Has produced totals of 2,391 rushing yards on 459 attempts (5.2 avg.) with 23 touchdowns along with 62 catches for 344 yards (5.5 avg.) with one touchdown in the regular season.
- Tallied 41 rushing attempts for 173 yards (4.2 avg.) with one score and eight catches for 88 yards (11.0 avg.) with one touchdown in the postseason.
- Posted the second highest rushing average (5.2) among running backs with at least 425 rushing attempts since 2020.
- Started 11-of-13 games played in 2024 with the Chargers, totaling a career-high 905 rushing yards on 195 attempts (4.6 avg.) with nine touchdowns along with 153 yards on 32 receptions (4.8 avg.).
- Started all eight games played in 2022, totaling 520 rushing yards on 92 attempts (5.7 avg.) with two touchdowns in addition to 42 receiving yards on seven catches (6.0 avg.) with one touchdown.
- In 2020, finished with 134 rushing attempts for 805 yards (6.0 avg.) with nine touchdowns while also catching 18 passes for 120 yards (6.7 avg.) in 15 games (1 start).
- Played in 42 games (40 starts) at the Ohio State University (2017-19), where he finished with 4,459 rushing yards on 725 carries (6.2 avg.) with 38 touchdowns.
- Became the first player in program history to rush for at least 1,000 yards in each of his first three seasons and left with the second-most rushing yards in Ohio State history.
- Drafted by the Baltimore Ravens in the second round (55th overall) of the 2020 NFL Draft.
- Signed by Denver as an unrestricted free agent on June 11, 2025.

2025: Dobbins made his Broncos debut in Week 1 vs. Ten (9/7), totaled 63 rushing yards on 16 carries (3.9 avg.) with one touchdown...Totalled 76 rushing yards on 14 carries (5.4 avg.) with one touchdown along with one catch of nine yards at Ind. (9/14).

2024: Dobbins started 11-of-13 games played in his lone season with the Chargers, totaling a career-high 905 rushing yards on 195 attempts (4.6 avg.) with nine touchdowns along with 153 yards on 32 receptions (4.8 avg.)... In his Chargers debut vs. L.V. (9/8), totaled 135 rushing yards on 10 carries (13.5 avg.) with one touchdown... Produced back-to-back 100-yard rushing performances after totaling 131 yards on 17 carries (7.7 avg.) with one touchdown in Week 2 at Car. (9/15)... In Week 6 at Den. (10/13), totaled 96 rushing yards on 25 carries (3.8 avg.) with one touchdown... Recorded his fourth touchdown of the season after totaling 57 yards on 17 attempts (3.4 avg.) with one score vs. N.O. (10/27)... Produced his third career multi-rushing score game after rushing 14 times for 85 yards (6.1 avg.) with two touchdowns at Cle. (11/3)... Notched another multi-rushing touchdown game vs. Cin. (11/17), producing 56 yards on 11 carries (5.1 avg.) with two scores... Registered 19 rushing attempts for 76 yards (4.0 avg.) with one touchdown at N.E. (12/28)... Nabbed 63 yards on 18 attempts (3.5 avg.) in the season finale at L.V. (1/5).

2023: Dobbins started one game vs. Hou. (9/10), totaling eight rushes for 22 yards (2.8 avg.) with one touchdown... Was placed on injured reserve (Achilles) on Sept. 12, missing the remainder of the season.

2022: Dobbins started all eight games played, totaling 520 rushing yards on 92 attempts (5.7 avg.) with two touchdowns in addition to 42 yards on seven catches (6.0 avg.) with one touchdown... Posted his first touchdowns of the season in Week 4 after totaling 41 rushing yards on 13 attempts (3.2 avg.) with one score in addition to a four-yard touchdown catch vs. Buf. (10/2)... Rushed 15 times for 120 yards (8.0 avg.) with one touchdown at Pit. (12/11)... Notched his second consecutive 100-yard performance after finishing with 125 yards on 13 carries (9.6 avg.) at Cle. (12/17)... Totalled 59 yards on 12 rushing attempts (4.9 avg.) vs. Atl. (12/24)... Registered 17 carries for 93 rushing yards (5.5 avg.) vs. Pit. (1/1)... In the AFC Wild Card Round at Cin. (1/15), finished with 62 rushing yards on 13 carries (4.8 avg.) in addition to 42 yards on four catches (10.8 avg.) with one score.

2021: Dobbins missed the season after being placed on injured reserve (Knee) on Aug. 30.

2020: Dobbins played in 15 games (1 start) with Baltimore after being drafted by the club in the second round (55th overall) of the 2020 NFL





Draft... Finished his rookie year with 134 rushing attempts for 805 yards (6.0 avg.) with nine touchdowns while also catching 18 passes for 120 yards (6.7 avg.)... Set a franchise rookie record for most rushing touchdowns (9) while his 6.0 rushing average led all NFL running backs... Became just the fourth rookie since 1970 to record six consecutive games with at least 50 rushing yards and one touchdown... Made his NFL debut in Week 1 vs. Cle. (9/13), totaling seven rushes for 22 yards (3.1 avg.) with two touchdowns... With that performance, became the first player in team history to record multiple rushing scores in his NFL debut... Recorded his first career 100-yard performance after rushing 15 times for 113 yards (7.6 avg.) vs. Pit. (11/1)... Rushed 15 times for 70 yards (4.7 avg.) with one touchdown vs. Ten. (11/22)... Posted 71 yards on 11 carries (6.5 avg.) with one score vs. Dal. (12/8)... Posted his third consecutive game with a rushing score after tallying 53 yards on 13 rushing attempts (4.1 avg.) with one touchdown at Cle. (12/14)... Posted 64 rushing yards on 14 carries (4.6 avg.) with one score, his fourth straight game with a rushing touchdown, vs. Jac. (12/20)... Nabbed a fifth consecutive game finding the end zone on the ground, finishing with 77 yards on 11 rushes (7.0 avg.) with one touchdown vs. NYG (12/27)... Set a career-high 160 rushing yards on 13 carries (12.3 avg.) with two touchdowns at Cin. (1/3)... In his first career postseason game, finished with 43 rushing yards on nine attempts (4.8 avg.) with one score at Ten. (1/10) in the AFC Wild Card Round.

COLLEGE: Dobbins played in 42 games (40 starts) at the Ohio State University (2017-19), where he finished with 4,459 rushing yards on 725 carries (6.2 avg.) with 38 touchdowns... Also totaled 645 receiving yards on 71 receptions (9.1 avg.) with five scores... Became the first player in program history to rush for at least 1,000 yards in each of his first three seasons while leaving with the second-most rushing yards in Ohio State history... Named the Earl Campbell Tyler Rose Award winner, given to the nation's Offensive Player of the Year, while also earning first-team All-Big Ten honors in 2019... In his final season with the Buckeyes in 2019, totaled career highs of 301 rushing attempts for 2,003 yards (6.7 avg.) with 21 scores while catching 23 passes for 247 yards (10.7 avg.) with two scores... Named second-team all-conference in 2018 after finishing with 1,053 yards on 230 rushing attempts (4.6 avg.) with 10 scores while catching 26 passes for 263 yards (10.1 avg.) with two touchdowns... Earned Freshman All-American honors from ESPN and second-team All-Big Ten accolades in 2017 after producing 1,403 rushing yards on 194 attempts (7.2 avg.) with seven touchdowns while catching 22 passes for 135 yards (6.1 avg.) with one score.

PERSONAL: Dobbins attended La Grange (Texas) High School, where he earned Class 4A All-State honors by the Associated Press and Texas Sports Writers Association as a junior... Finished his junior season with 2,740 rushing yards and 35 scores... Totaled 2,243 yards and 37 touchdowns as a sophomore... Helped La Grange to two state playoff appearances... J.K. Dobbins was born on Dec. 17, 1998.

Transactions

Signed by Baltimore as a draft choice 5/7/20; Signed by L.A. Chargers 4/18/24; Signed by Denver 6/11/25.

J.K. Dobbins' NFL Regular Season Rushing/Receiving Statistics

DATE	TEAM	RUSHING							RECEIVING				
		GP	GS	NO.	YDS.	AVG.	LG	TD	NO.	YDS.	AVG.	LG	TD
2020	BAL	15	1	134	805	6.0	72t	9	18	120	6.7	19	0
2021	BAL	0	0	0	0	0.0	0	0	0	0	0.0	0	0
2022	BAL	8	8	92	520	5.7	44	2	7	42	6.0	20	1
2023	BAL	1	1	8	22	2.8	4t	1	2	15	7.5	10	0
2024	LAC	13	11	195	905	4.6	61	9	32	153	4.8	15	0
2025	DEN	2	2	30	139	4.6	23	2	3	14	4.7	9	0
NFL TOTALS		39	23	459	2,391	5.2	72T	23	62	344	5.5	20	1

J.K. Dobbins' NFL Postseason Rushing/Receiving Statistics

DATE	TEAM	RUSHING							RECEIVING				
		GP	GS	NO.	YDS.	AVG.	LG	TD	NO.	YDS.	AVG.	LG	TD
2020	BAL	2	1	19	85	4.5	13	1	4	45	11.3	31	0
2022	BAL	1	1	13	62	4.8	15	0	4	43	10.8	27	1
2023	BAL	0	0	0	0	0.0	0	0	0	0	0.0	0	0
2024	LAC	1	1	9	26	2.9	8	0	0	0	0.0	0	0
NFL TOTALS		4	3	41	173	4.2	15	1	8	88	11.0	31	1





SINGLE-GAME HIGHS: RUSHING/RECEIVING

Rush Attempts 25 at Denver Broncos, Oct 13, 2024
 19 at New England Patriots, Dec 28, 2024
 18 at Las Vegas Raiders, Jan 05, 2025
 17 vs. New Orleans Saints, Oct 27, 2024
 17 at Carolina Panthers, Sep 15, 2024
 ...1 more at 17.

Rushing Yards 160 at Cincinnati Bengals, Jan 03, 2021
 135 vs. Las Vegas Raiders, Sep 08, 2024
 131 at Carolina Panthers, Sep 15, 2024
 125 at Cleveland Browns, Dec 17, 2022
 120 at Pittsburgh Steelers, Dec 11, 2022

Rushing Average 13.5 vs. Las Vegas Raiders, Sep 08, 2024
 12.3 at Cincinnati Bengals, Jan 03, 2021
 9.6 at Cleveland Browns, Dec 17, 2022
 8.0 at Pittsburgh Steelers, Dec 11, 2022
 7.7 at Carolina Panthers, Sep 15, 2024

Longest Runs 72t at Cincinnati Bengals, Jan 03, 2021
 61 vs. Las Vegas Raiders, Sep 08, 2024
 46 vs. Las Vegas Raiders, Sep 08, 2024
 44 at Pittsburgh Steelers, Dec 11, 2022
 44 at Houston Texans, Sep 20, 2020

Rushing TDs 2 vs. Cincinnati Bengals, Nov 17, 2024
 2 at Cleveland Browns, Nov 03, 2024
 2 at Cincinnati Bengals, Jan 03, 2021
 ...1 more at 2.

Receptions 4 vs. New Orleans Saints, Oct 27, 2024
 4 vs. Buffalo Bills, Oct 02, 2022
 4 vs. Kansas City Chiefs, Sep 28, 2020
 3 at Las Vegas Raiders, Jan 05, 2025
 ...7 more at 3.

Receiving Yards 38 vs. Kansas City Chiefs, Sep 28, 2020
 30 vs. Kansas City Chiefs, Sep 29, 2024
 26 at Arizona Cardinals, Oct 21, 2024
 22 vs. Buffalo Bills, Oct 02, 2022
 21 vs. Cincinnati Bengals, Oct 11, 2020

Receiving Average 10.0 vs. Kansas City Chiefs, Sep 29, 2024
 9.5 vs. Kansas City Chiefs, Sep 28, 2020
 8.7 at Arizona Cardinals, Oct 21, 2024
 7.0 vs. Cincinnati Bengals, Oct 11, 2020
 6.3 vs. Baltimore Ravens, Nov 25, 2024

Longest Receptions 20 vs. Buffalo Bills, Oct 02, 2022
 19 vs. Kansas City Chiefs, Sep 28, 2020
 17 vs. Jacksonville Jaguars, Dec 20, 2020
 15 vs. New Orleans Saints, Oct 27, 2024
 14 at Arizona Cardinals, Oct 21, 2024
 ...1 more at 14.

All-Purpose Yards 160 at Cincinnati Bengals, Jan 03, 2021
 139 vs. Las Vegas Raiders, Sep 08, 2024
 131 at Carolina Panthers, Sep 15, 2024
 128 at Cleveland Browns, Dec 17, 2022
 121 vs. Pittsburgh Steelers, Nov 01, 2020

Most TDs 2 vs. Cincinnati Bengals, Nov 17, 2024
 2 at Cleveland Browns, Nov 03, 2024
 2 vs. Buffalo Bills, Oct 02, 2022
 ...2 more at 2.

Scrimmage Yards 160 at Cincinnati Bengals, Jan 03, 2021
 139 vs. Las Vegas Raiders, Sep 08, 2024
 131 at Carolina Panthers, Sep 15, 2024
 128 at Cleveland Browns, Dec 17, 2022
 121 vs. Pittsburgh Steelers, Nov 01, 2020

SINGLE-GAME HIGHS - POSTSEASON: RUSHING/RECEIVING

Rush Attempts 13 at Cincinnati Bengals, Jan 15, 2023
 10 at Buffalo Bills, Jan 16, 2021
 9 at Tennessee Titans, Jan 10, 2021

Rushing Yards 62 at Cincinnati Bengals, Jan 15, 2023
 43 at Tennessee Titans, Jan 10, 2021
 42 at Buffalo Bills, Jan 16, 2021

Rushing Average 4.8 at Tennessee Titans, Jan 10, 2021
 4.8 at Cincinnati Bengals, Jan 15, 2023
 4.2 at Buffalo Bills, Jan 16, 2021

Longest Runs 15 at Cincinnati Bengals, Jan 15, 2023
 13 at Cincinnati Bengals, Jan 15, 2023
 13 at Buffalo Bills, Jan 16, 2021
 12 at Tennessee Titans, Jan 10, 2021
 10 at Cincinnati Bengals, Jan 15, 2023

Rushing TDs 1 at Tennessee Titans, Jan 10, 2021

Receptions 4 at Cincinnati Bengals, Jan 15, 2023
 3 at Buffalo Bills, Jan 16, 2021
 1 at Tennessee Titans, Jan 10, 2021

Receiving Yards 51 at Buffalo Bills, Jan 16, 2021
 43 at Cincinnati Bengals, Jan 15, 2023

Receiving Average 17.0 at Buffalo Bills, Jan 16, 2021
 10.8 at Cincinnati Bengals, Jan 15, 2023

Longest Receptions 31 at Buffalo Bills, Jan 16, 2021
 27 at Cincinnati Bengals, Jan 15, 2023
 11 at Cincinnati Bengals, Jan 15, 2023
 11 at Buffalo Bills, Jan 16, 2021
 9 at Buffalo Bills, Jan 16, 2021

All-Purpose Yards 105 at Cincinnati Bengals, Jan 15, 2023
 93 at Buffalo Bills, Jan 16, 2021
 37 at Tennessee Titans, Jan 10, 2021

Most TDs 1 at Cincinnati Bengals, Jan 15, 2023
 1 at Tennessee Titans, Jan 10, 2021



UPDATED PLAYER BIOS




100-YARD RUSHING GAMES (6): REGULAR SEASON

DATE	TEAM	ATT.	YDS.	AVG.	LG	TD
11/01/20	PIT	15	113	7.5	28	0
01/03/21	at CIN	13	160	12.3	72t	2
12/11/22	at PIT	15	120	8.0	44	1
12/17/22	at CLE	13	125	9.6	37	0
09/08/24	LV	10	135	13.5	61	1
09/15/24	at CAR	17	131	7.7	43t	1

2025 GAME-BY-GAME REGULAR-SEASON STATISTICS (DEN)

DATE	OPPONENT	P/S	RUSHING					RECEIVING					W/L	SCORE
			NO.	YDS.	AVG.	LG	TD	NO.	YDS.	AVG.	LG	TD		
09/07	TEN	S	16	63	3.9	19t	1	2	5	2.5	3	0	W	20-12
09/14	at IND	S	14	76	5.4	23	1	1	9	9.0	9	0	L	28-29
2025 TOTALS		2-2	30	139	4.6	23	2	3	14	4.7	9	0	1-1	





4 QB



SAM
EHLINGER

HEIGHT/WEIGHT: 6-2 / 225

COLLEGE: Texas

BIRTHDAY: Sep. 30, 1998

BORN: Austin, Texas

NFL EXPERIENCE: 4th YR

BRONCOS EXPERIENCE: 1st YR

GP/GS: 8/3

ACQUIRED: UFA (Ind.)-'25

AT A GLANCE

- A fourth-year quarterback who has appeared in eight career games (3 starts) with Indianapolis (2021-24), completing 64-of-101 passes (63.4%) for 573 yards with three touchdowns and three interceptions (76.1 rtg.) while also rushing 20 times for 96 yards (4.8 avg.).
- Started in 3-of-4 games played in 2022, connecting on 64-of-101 passes (63.4%) for 573 yards with three touchdowns and three interceptions (76.1 rtg.) in addition to 87 yards on 17 rushes (5.1 avg.).
- Appeared in three games as a rookie in 2021, rushing three times for nine yards (3.0 avg.).
- Played in 46 games (43 starts) at the University of Texas (2017-20), where he completed 923-of-1,476 passes for 11,436 yards with 94 touchdowns and 27 interceptions (145.0 rtg.).
- Also rushed for 1,903 yards on 554 carries (3.4 avg.) with 33 scores with the Longhorns.
- Became just the seventh player in program history to be named a team captain multiple times (2019-20).
- Left the program ranking fourth in Big-12 history in total touchdowns while leading Texas to 27 wins, the fourth-most by a starting quarterback in team history.
- Attended Westlake High School in Austin, Texas, where he finished as the school's all-time leader in total yards (9,886) and passing yards (7,491).
- Signed by Denver as an unrestricted free agent (Ind.) on April 2, 2025.
- Selected by the Colts in the sixth round (218th overall) of the 2021 NFL Draft.

2024: Ehlinger did not appear in a game, spending most of the season as the Colts' third quarterback option.

2023: Ehlinger played in one game for the Colts, appearing in three offensive snaps... Made his season debut at Cin. (12/10).

2022: Ehlinger started in 3-of-4 games played in 2022, connecting on 64-of-101 passes (63.4%) for 573 yards with three touchdowns and three interceptions (76.1 rtg.) in addition to 87 yards on 17 rushes (5.1 avg.)... Made his first career start vs. Was. (10/30), completing 17-of-23 passes for 201 yards (100.1 rtg.) while also rushing six times for 15 yards (2.5 avg.)... Connected on 23-of-35 passes for a career-high 209 yards with two touchdowns and two interceptions (77.0 rtg.) while rushing five times for 21 yards (4.2 avg.) in the season finale vs. Hou. (1/8).

2021: Ehlinger appeared in three games as a rookie after being drafted by the Colts in the sixth round (218th overall) in the 2021 NFL Draft, rushing three times for nine yards (3.0 avg.)... Made his NFL debut vs. NYJ (11/4).

COLLEGE: Ehlinger played in 46 games (43 starts) at the University of Texas (2017-20), where he completed 923-of-1,476 passes for 11,436 yards with 94 touchdowns and 27 interceptions (145.0 rtg.)... Also rushed for 1,903 yards on 554 carries (3.4 avg.) with 33 scores with the Longhorns... Became just the seventh player in program history to be named a team captain multiple times (2019-20) while also leading Texas to 27 wins, the fourth-most by a starting quarterback in team annals... Left school ranking fourth in Big-12 history in total touchdowns... Earned second team All-Big 12 honors as a senior after starting all 10 games and completing 194-of-322 passes for 2,566 yards with 26 touchdowns and five interceptions... Also rushed 113 times for 377 yards with eight scores... Completed 296-of-454 passes for 3,663 yards with a career-high 32 touchdowns and 10 interceptions along with 163 carries for 663 yards (4.1 avg.) with seven touchdowns in 13 starts in 2019... His 4,326 total yards were the second most in program history and became the first Texas signal caller since Colt McCoy in 2008 to pass for three scores in four consecutive games... Started all 14 games played in 2018 and connected on 275-of-425 passes for 3,292 yards with 25 touchdowns and five picks... Recorded the most rushing scores by a quarterback in program history (16) on 164 carries along with 482 yards (2.9 avg.) that season.

PERSONAL: Ehlinger attended Westlake High School in Austin, Texas, where he finished as the school's all-time leader in total yards (9,886) and passing yards (7,491)... Named the 2015 Texas State Player of the Year... Led Westlake to the state championship game as a junior and earned Offensive Player of the Year accolades after totaling 4,041 passing yards and 1,325 rushing yards... Was named District Newcomer after finishing his sophomore campaign with 2,543 passing yards and 42 total scores... Sam Ehlinger (pronounced: EL-in-gurr) was born on Sept. 30., 1998, in Austin, Texas.

Transactions



UPDATED PLAYER BIOS



Signed by Indianapolis as a draft pick 5/19/21; Signed by Denver as an unrestricted free agent 4/2/25; Released by Denver 8/26/25; Signed by Denver (practice squad) 8/27).

Sam Ehlinger's NFL Regular Season Passing Statistics

DATE	TEAM	GP	GS	ATT.	CMP.	PCT.	YDS	AVG.	TD	INT.	LG	SK	LST	RATE
2021	IND	3	0	0	0	0.0	0	0.0	0	0	0	0	0	0.0
2022	IND	4	3	101	64	63.4	573	5.7	3	3	47	14	87	76.1
2023	IND	1	0	0	0	0.0	0	0.0	0	0	0	0	0	0.0
2024	IND	0	0	0	0	0.0	0	0.0	0	0	0	0	0	0.0
2025	DEN	0	0	0	0	0.0	0	0.0	0	0	0	0	0	0.0
TOTALS		8	3	101	64	63.4	573	5.7	3	3	47	14	87	76.1

Sam Ehlinger's NFL Regular Season Rushing Statistics

DATE	TEAM	NO.	YDS.	AVG.	LG	TD
2021	IND	3	9	3.0	9	0
2022	IND	17	87	5.1	19	0
2023	IND	0	0	0.0	0	0
2024	IND	0	0	0.0	0	0
2025	DEN	0	0	0.0	0	0
TOTALS		20	96	4.8	19	0

SINGLE-GAME HIGHS: QUARTERBACK


Pass Attempts 35 vs. Houston Texans, Jan 08, 2023
Pass Completions 23 vs. Houston Texans, Jan 08, 2023
Yards Passing 209 vs. Houston Texans, Jan 08, 2023
TD Passes 2 vs. Houston Texans, Jan 08, 2023
Long Passes 47 vs. Washington Commanders, Oct 30, 2022

Completion Percentage 73.9 vs. Washington Commanders, Oct 30, 2022
Passer Rating 100.1 vs. Washington Commanders, Oct 30, 2022
Rush Attempts 6 vs. Washington Commanders, Oct 30, 2022
Rushing Yards 39 at New England Patriots, Nov 06, 2022
Longest Runs 19 at New England Patriots, Nov 06, 2022

2025 GAME-BY-GAME REGULAR-SEASON STATISTICS (DEN)

DATE	OPPONENT	P/S	PASSING											RUSHING				W/L	SCORE
			ATT	CMP	YDS	PCT	Y/A	Y/C	TD	INT	LG	SK/YD	RATE	ATT	YDS	LG	TD		
09/07	TEN		ON INACTIVE LIST															W	20-12
09/14	at IND		ON INACTIVE LIST															L	28-29
2025 TOTALS		0-0	0	0	0	0.0	0.0	0.0	0	0	0	0/0	0.0	0	0	0	0	1-1	





52 OLB



JONAH ELLISS

HEIGHT/WEIGHT: 6-2 / 246

COLLEGE: Utah

BIRTHDAY: Apr. 3, 2003

BORN: Moscow, Idaho

NFL EXPERIENCE: 2nd YR

BRONCOS EXPERIENCE: 2nd YR

GP/GS: 19/0

ACQUIRED: D3-'24

AT A GLANCE

- A second-year outside linebacker who has appeared in 19 regular-season games (2024-25) and one postseason game for Denver (2024), totaling 34 tackles (24 solo) and six sacks (43.5 yds.).
- Named to the PFWA All-Rookie team in 2024.
- Appeared in 35 career games (18 starts) over three seasons at the University of Utah (2021-23), totaling 78 tackles (47 solo), 16 sacks (123 yds.), three passes defended, three forced fumbles and four fumbles recovered.
- Was named second team All-America by the Associated Press in 2023 after tallying 37 tackles (23 solo), 12 sacks (100 yds.), three passes defended and one forced fumble in 10 starts.
- Named Pac-12 Defensive Line Player of the Week vs. UCLA and at Oregon State during the 2023 season.
- Started 8-of-11 games played in 2022 and earned All-Pac-12 honorable mention accolades after totaling 26 tackles (15 solo), three sacks (16 yds.), two forced fumbles and two fumble recoveries.
- Recorded 15 tackles (9 solo) and two fumble recoveries in 14 appearances during his freshman year in 2021.
- Attended Moscow (Idaho) Senior High School where he was named all-league twice and Inland Empire League Player of the Year as a senior.
- His father, Luther, played in the National Football League for 10 seasons—including one year with Denver in 2004—while his brothers Kaden, Christian and Noah currently play at the NFL level.
- Selected by the Broncos in the third round (76th overall) of the 2024 NFL Draft.

2025: Elliss brought down Titans QB Cam Ward for a key fourth-quarter sack (16 yds.) to help push the Tennessee offense out of field goal range while tallying two tackles (2 solo) and one special teams stop vs. Ten. (9/7)... Came up with his second tackle for loss of the season against Colts QB Daniel Jones at Ind. (9/14).

2024: Elliss was named to the 2024 PFWA All-Rookie team after appearing in 17 contests as a rookie for Denver, totaling 31 tackles (21 solo) and 5.0 sacks (27.5 yds.)... Made his NFL debut at Sea. (9/8), appearing on defense and special teams... Recorded four tackles (3 solo) and his first-career sack on a one-yard takedown of Steelers QB Justin Fields vs. Pit. (9/15), becoming the 19th Broncos rookie to record a sack within his first two career games... Tallied a half sack (DT Malcolm Roach) of Jets QB Aaron Rodgers late in the fourth quarter to preserve Denver's lead at NYJ (9/29)... Registered a half sack (DE Zach Allen) of Saints QB Spencer Rattler at N.O. (10/17)... Nabbed his third sack of the year on a seven-yard takedown of Falcons QB Kirk Cousins vs. Atl. (11/17)... Recorded two solo tackles, including an eight-yard takedown of Raiders QB Desmond Ridder at L.V. (11/24)... Tallied three tackles (2 solo), including one sack of Browns QB Jameis Winston vs. Cle (12/2)... Tied with OLB Dondrea Tillman for the third-most sacks by a rookie in the NFL... Appeared in his first career postseason contest at Buf. (1/12) in the AFC Wild Card Playoff.

COLLEGE: Elliss was named second team All-America by the Associated Press after tallying 37 tackles (23 solo), 12 sacks (100 yds.), three passes defended and one forced fumble in 10 starts as a junior in 2023... Missed part of the season due to an injury... Was named Pac-12 Defensive Line Player of the Week vs. UCLA and at Oregon State... Led the team in sacks (12) and tackles for loss (16)... Was leading the nation in sacks at the time of his injury... In 2022, started 8-of-11 games played and earned All-Pac-12 honorable mention accolades after totaling 26 tackles (15 solo), three sacks (16 yds.), two forced fumbles and two fumble recoveries... Tied for the team lead in forced fumbles (2) and fumble recoveries (2)... Recorded 15 tackles (9 solo) and two fumble recoveries in 14 appearances during his freshman year in 2021... Was named to the Pac-12 Academic Honor Roll.

PERSONAL: Elliss attended Moscow (Idaho) Senior High School where he was named all-league twice and Inland Empire League Player of the Year as a senior... Helped lead the Bears to two district titles... Elliss earned his bachelor's degree in communications from the University of Utah... His father, Luther, played in the National Football League for 10 seasons, including one year with Denver in 2004... Brothers Kaden, Christian and Noah also play at the NFL level... Jonah Elliss was born on April 3, 2003, in Moscow, Idaho.

Transactions

Signed by Denver as a draft pick 5/14/24.



UPDATED PLAYER BIOS



Jonah Elliss' NFL Regular Season Defensive Statistics

DATE	TEAM	GP	GS	TACKLES								INTERCEPTIONS					O. FUMB				ST				MISC		
				TK	S	A	TFL	YDS	SK	YDS	QBH	NO	YDS	LG	TD	PD	FF	FR	TD	YDS	TK	S	A	FF	FR	S	A
2024	DEN	17	0	31	21	10	7	29	5.0	27.5	6	0	0	0	0	2	0	0	0	0	7	3	4	0	0	0	0
2025	DEN	2	0	3	3	0	2	21	1.0	16.0	2	0	0	0	0	0	0	0	0	0	1	1	0	0	0	0	
NFL TOTALS		19	0	34	24	10	9	50	6.0	43.5	8	0	0	0	0	2	0	0	0	0	8	4	4	0	0	0	0

Jonah Elliss' NFL Postseason Defensive Statistics

DATE	TEAM	GP	GS	TACKLES								INTERCEPTIONS					O. FUMB				ST				MISC	
				TK	S	A	TFL	YDS	SK	YDS	QBH	NO	YDS	LG	TD	PD	FF	FR	TD	YDS	TK	S	A	FF	FR	S
2024	DEN	1	0	0	0	0	0	0	0.0	0.0	0	0	0	0	0	0	0	0	0	0	0	0	0	0	0	0
NFL TOTALS		1	0	0	0	0	0	0	0.0	0.0	0	0	0	0	0	0	0	0	0	0	0	0	0	0	0	0

SINGLE-GAME HIGHS: DEFENSIVE


Total Tackles 4 vs. Pittsburgh Steelers, Sep 15, 2024
Solo Tackles 3 vs. Pittsburgh Steelers, Sep 15, 2024
Sacks 1.0 vs. Tennessee Titans, Sep 07, 2025
 ...4 more at 1.0.

Passes Defensed 1 at Kansas City Chiefs, Nov 10, 2024
 ...1 more at 1.
Tackles For Loss 2 vs. Pittsburgh Steelers, Sep 15, 2024
Special Teams Tackles 2 at Kansas City Chiefs, Nov 10, 2024

2025 GAME-BY-GAME REGULAR-SEASON STATISTICS (DEN)

DATE	OPPONENT	P/S	TACKLES								INTERCEPTIONS					O. FUMB				ST				MISC		W/L	SCORE		
			TK	S	A	SK	YDS	TFL	YDS	QBH	NO	YDS	LG	TD	PD	FF	FR	TD	YDS	TK	S	A	FF	FR	S			A	
09/07	TEN	P	2	2	0	1.0	16.0	1	16	1	0	0	0	0	0	0	0	0	0	1	1	0	0	0	0	0	0	W	20-12
09/14	at IND	P	1	1	0	0.0	0.0	1	5	1	0	0	0	0	0	0	0	0	0	0	0	0	0	0	0	0	L	28-29	
2025 TOTALS		2-0	3	3	0	1.0	16.0	2	21	2	0	0	0	0	0	0	0	0	0	1	1	0	0	0	0	0	1-1		





1 TE



EVAN
ENGRAM

HEIGHT/WEIGHT: 6-3 / 240

COLLEGE: Mississippi

BIRTHDAY: Sep. 2, 1994

BORN: Powder Springs, Ga.

NFL EXPERIENCE: 9th YR

BRONCOS EXPERIENCE: 1st YR

GP/GS: 110/89

ACQUIRED: FA-'25

AT A GLANCE

- A ninth-year tight end who is a two-time Pro Bowl selection (2020, '23) and has appeared in 110 regular-season games (89 starts) and two postseason games (2 starts) with the Giants (2017-21), Jaguars (2022-24) and Denver (2025).
- Totaled 500 receptions for 4,955 yards (9.9 avg.) with 25 touchdowns along with 16 rushes for 93 yards (5.8 avg.) with one score.
- 1-of-4 NFL tight ends (Chiefs TE Travis Kelce – 176, Commanders TE Zach Ertz – 142, 49ers TE George Kittle – 114) to have an active streak of 100 or more games recording at least one reception (105 games), which is the eighth-longest such streak by an NFL tight end since 2000.
- His 500 receptions are the fourth most among tight ends while his 4,955 receiving yards are the fifth most since he entered the league.
- Is the eighth fastest tight end in NFL history to reach 500 career receptions (110 games).
- In 2024 in Jacksonville, started all nine games played and totaled 47 receptions for 365 yards (7.8 avg.) with one touchdown.
- Was named to his second career Pro Bowl in 2023 after playing in all 17 games (15 starts) with the Jaguars and setting career highs in receptions (114) as well as receiving yards (963) (8.4 avg.) with four touchdowns.
- His 114 receptions in 2023 were the second most by a tight end in a single season in NFL history (Zach Ertz, 2018 – 116).
- Selected by the Giants in the first round (23rd overall) of the 2017 NFL Draft.
- Signed by Denver as a free agent on March 13, 2025.

2025: Engram made his Broncos debut Week 1 vs. Ten (9/7), catching three passes for 21 yards (7.0 avg.)... Became the eighth-fastest tight end in NFL history to reach the 500 career receptions mark (110 games) after catching one pass for 12 yards at Ind. (9/14).

2024: Engram started all nine games played for Jacksonville, tallying 47 receptions for 365 yards (7.8 avg.) with one touchdown... Recorded 10 receptions for 102 yards (10.2 avg.), marking the sixth 100-yard game of his career, at Chi. (10/13)... Posted seven receptions for 41 yards (5.9 avg.) vs. Hou. (12/1), his seventh consecutive game with at least four receptions... Became 1-of-3 tight ends in NFL history to record at least 40 receptions in each of their first eight seasons (George Kittle and Jeremy Shockey)... Registered four receptions for 33 yards (8.3 avg.) at Ten. (12/8), eclipsing 5,000 career scrimmage yards (5,015)... Placed on Injured Reserve (Labrum) on Dec. 14.

2023: Engram was named to his second Pro Bowl after playing in all 17 games (15 starts) with the Jaguars and setting career highs in receptions (114) and receiving yards (963) (8.4 avg.) with four touchdowns... His 114 receptions were the second most by a tight end in a single season in NFL history (Zach Ertz, 2018 – 116)... Caught 10 receptions for 88 yards (8.8 avg.) at Pit. (10/29), eclipsing 4,000 career receiving yards... Recorded 11 catches for 95 yards (8.6 avg.) with two touchdowns at Cle. (12/10), marking his second career multi-touchdown game... Notched 10 catches for 95 yards (9.5 avg.) at T.B. (12/24), setting a new franchise record for single-game receptions, against the Buccaneers... Recorded six receptions for 60 yards (10.0 avg.) vs. Car. (12/31), becoming the eighth tight end in NFL history to record at least 100 receptions in a single season.

2022: Engram appeared in all 17 games (14 starts) in his first season in Jacksonville, recording 73 receptions for 766 receiving yards (10.5 avg.) with four touchdowns while adding two rushing attempts for 13 yards... Made his Jaguars debut and recorded four receptions for 28 yards (7.0 avg.) at Was. (9/11)... Caught four passes for 55 yards (13.8 avg.) with one touchdown—his first score as a Jaguar—vs. Den. (10/30)... Notched 11 passes for a career-high 162 yards (14.7 avg.) with two touchdowns to mark his first career multi-touchdown game at Ten. (12/11)... Recorded seven catches for 113 yards (16.1 avg.) at NYJ (12/22)... In the postseason, started two games and recorded 12 receptions for 124 yards (10.4 avg.) with one touchdown... Made postseason debut and registered seven catches for a team-high 93 yards (13.2 avg.) with one touchdown vs. LAC (1/13) in the AFC Wild Card Round.

2021: Engram appeared in 15 games (12 starts) for the Giants, recording 46 catches for 408 yards (8.9 avg.) with three touchdowns... Recorded three receptions for 38 yards (12.7 avg.) with one touchdown vs. L.V. (11/7).

2020: Engram was selected to the Pro Bowl for the first time in his career after appearing in 16 games (14 starts) with the N.Y. Giants and recording 63 receptions for 654 yards (10.4 avg.) with one touchdown... Added six rushing attempts for 26 yards with one touchdown... Talled five catches for 48 yards (9.6 avg.) with one touchdown at Was. (11/8)... Recorded six receptions for 129 yards (21.5 avg.) at Cin. (11/29).





2019: Engram appeared in eight games (6 starts) for the Giants, recording 44 receptions for 467 yards (10.6) with three touchdowns... In season opener, caught 11 passes for 116 yards (10.5 avg.) with one touchdown at Dal. (9/8), recording first career 100-yard receiving game... Nabbed six catches for 113 yards (18.8 avg.) with one touchdown at T.B. (9/22).

2018: Engram played in 11 games (8 starts) with the N.Y. Giants, totaling 45 receptions for 577 yards (12.8 avg.) with three touchdowns... Recorded seven catches for 67 yards (9.6 avg.) with one touchdown at Dal. (9/16)... Talled five receptions for 81 yards (16.2 avg.) with one touchdown vs. Dal. (12/30).

2017: Engram appeared in 15 games (11 starts) as a rookie with the Giants, recording 64 catches for 722 yards (11.3 avg.)... Talled the sixth most receptions (64) and seventh receiving yards (722) by a rookie in franchise history... Started in NFL debut and totaled four receptions for 44 yards (11.0 avg.) at Dal. (9/10)... Recorded four receptions for 49 yards (12.3 avg.) with his first career touchdown catch vs. Det. (9/18)... Registered five receptions for 82 yards (16.4 avg.) with one touchdown at Den. (10/15)... Posted seven receptions for 99 yards (14.1 avg.) with one touchdown at Oak. (12/3).

COLLEGE: Engram appeared in 45 games (42 starts) at the University of Mississippi (2013-16), leaving as Rebels' all-time leader in receptions (162), receiving yards (2,320) and touchdown receptions (15) by a tight end... Became the first player in School history to earn All-SEC honors four times... In program annals, ranks fourth in career receptions, fifth in receiving yards and tied for sixth in touchdown catches... As a senior in 2016, was named first team All-American, first team All-SEC and won the Ozzie Newsome Award as the nation's best tight end after leading the nation in receiving yards per game (84.2) and catches per game (5.9) by a tight end... Broke Ole Miss single-season records for catches (65) and receiving yards (926) by a tight end... As a junior in 2015, named second team All-SEC and finished tied for second on the team with 38 catches, fifth with 464 receiving yards and sixth with two touchdowns... Named first team All-SEC as a sophomore in 2014, leading all SEC tight ends with 662 receiving yards... As a freshman in 2013, named second team All-SEC, becoming one of two freshmen in school history to be named All-SEC.

PERSONAL: Engram attended Hillgrove (Powder Springs, Ga.) High School and was named first team All-State as a senior by the Georgia Sportswriters Association and Associated Press as well as honorable mention All-State by the Atlanta Journal-Constitution... As a senior, totaled 40 catches for 975 yards and 10 touchdowns... As a junior, caught 18 passes for 300 yards with four touchdowns, helping Hillgrove go 11-1 and advance to the second round of the state playoffs... Evan Engram was born on September 2, 1994, in Powder Springs, Ga.

Transactions

Signed by N.Y. Giants as a draft choice 6/15/17; Signed by Jacksonville 3/17/22; Released by Jacksonville 3/7/25; Signed by Denver as a free agent 3/13/25.

Evan Engram's NFL Regular Season Rushing/Receiving Statistics

DATE	TEAM	GP	GS	RECEIVING					RUSHING				
				NO.	YDS.	AVG.	LG	TD	NO.	YDS.	AVG.	LG	TD
2017	NYG	15	11	64	722	11.3	35	6	1	14	14.0	14	0
2018	NYG	11	8	45	577	12.8	54	3	3	36	12.0	14	0
2019	NYG	8	6	44	467	10.6	75t	3	3	7	2.3	5	0
2020	NYG	16	14	63	654	10.4	53	1	6	26	4.3	9	1
2021	NYG	15	12	46	408	8.9	30t	3	1	-3	-3.0	-3	0
2022	JAX	17	14	73	766	10.5	36	4	2	13	6.5	13	0
2023	JAX	17	15	114	963	8.4	34	4	0	0	0.0	0	0
2024	JAX	9	9	47	365	7.8	24	1	0	0	0.0	0	0
2025	DEN	2	0	4	33	8.3	12	0	0	0	0.0	0	0
NFL TOTALS		110	89	500	4,955	9.9	75T	25	16	93	5.8	14	1

Evan Engram's NFL Postseason Rushing/Receiving Statistics

DATE	TEAM	GP	GS	RECEIVING					RUSHING				
				NO.	YDS.	AVG.	LG	TD	NO.	YDS.	AVG.	LG	TD
2022	JAX	2	2	12	124	10.3	24	1	0	0	0.0	0	0
NFL TOTALS		2	2	12	124	10.3	24	1	0	0	0.0	0	0



UPDATED PLAYER BIOS



SINGLE-GAME HIGHS: RUSHING/RECEIVING

Rush Attempts 2 at Philadelphia Eagles, Oct 22, 2020
...3 more at 2.

Rushing Yards 26 at Indianapolis Colts, Dec 23, 2018

Longest Runs 14 at Indianapolis Colts, Dec 23, 2018
...1 more at 14.

Rushing TDs 1 at Dallas Cowboys, Oct 11, 2020

Receptions 11 at Cleveland Browns, Dec 10, 2023
...2 more at 11.

Receiving Yards 162 at Tennessee Titans, Dec 11, 2022

Receiving Average 25.7 at Washington Redskins, Dec 09, 2018

Longest Receptions 75t at Tampa Bay Buccaneers, Sep 22, 2019

Receiving TDs 2 at Cleveland Browns, Dec 10, 2023
...1 more at 2.

All-Purpose Yards 162 at Tennessee Titans, Dec 11, 2022

Most TDs 2 at Cleveland Browns, Dec 10, 2023
...1 more at 2.

Miscellaneous Tackles 2 at Tampa Bay Buccaneers, Dec 24, 2023

Scrimmage Yards 162 at Tennessee Titans, Dec 11, 2022

SINGLE-GAME HIGHS - POSTSEASON: RECEIVING

Receptions 7 vs. Los Angeles Chargers, Jan 14, 2023

Receiving Yards 93 vs. Los Angeles Chargers, Jan 14, 2023

Receiving Average 13.3 vs. Los Angeles Chargers, Jan 14, 2023

Longest Receptions 24 vs. Los Angeles Chargers, Jan 14, 2023

Receiving TDs 1 vs. Los Angeles Chargers, Jan 14, 2023

All-Purpose Yards 93 vs. Los Angeles Chargers, Jan 14, 2023

Most TDs 1 vs. Los Angeles Chargers, Jan 14, 2023

Miscellaneous Tackles 2 vs. Los Angeles Chargers, Jan 14, 2023

Scrimmage Yards 93 vs. Los Angeles Chargers, Jan 14, 2023


100-YARD RECEIVING GAMES (6): REGULAR SEASON

DATE	TEAM	NO.	YDS.	AVG.	LG	TD
09/08/19	at DAL	11	116	10.5	22	1
09/22/19	at TB	6	113	18.8	75t	1
11/29/20	at CIN	6	129	21.5	53	0
12/11/22	at TEN	11	162	14.7	25	2
12/22/22	at NYJ	7	113	16.1	36	0
10/13/24	at CHI	10	102	10.2	24	0

2025 GAME-BY-GAME REGULAR-SEASON STATISTICS (DEN)

DATE	OPPONENT	P/S	RECEIVING					RUSHING					W/L	SCORE	
			NO.	YDS.	AVG.	LG	TD	NO.	YDS.	AVG.	LG	TD			
09/07	TEN	P	3	21	7.0	10	0	0	0	0.0	0	0	0	W	20-12
09/14	at IND	P	1	12	12.0	12	0	0	0	0.0	0	0	0	L	28-29
2025 TOTALS		2-0	4	33	8.3	12	0	0	0	0.0	0	0	0	1-1	





54 C



ALEX FORSYTH

HEIGHT/WEIGHT: 6-4 / 312

BIRTHDAY: Feb. 13, 1999

NFL EXPERIENCE: 3rd YR

GP/GS: 19/4

COLLEGE: Oregon

BORN: West Linn, Ore.

BRONCOS EXPERIENCE: 3rd YR

ACQUIRED: D7-'23

AT A GLANCE

- A third-year center who has appeared in 19 regular-season games (4 starts at C) and one postseason contest with the Broncos (2023-25).*
- Started 4-of-17 games played in the regular season and appeared in one postseason contest in 2024, totaling 384 total snaps between offense and special teams.*
- Started 28-of-39 games played at the University of Oregon from 2018-22, making appearances at center, left guard, right guard and right tackle.*
- Started 12 games in 2022, earning first-team All-Pac-12 honors by the league's coaches and became the first Oregon offensive lineman to be named a FWA All-American since 2019.*
- Selected second-team All-Pac-12 by the conference coaches for the second straight season in 2021 after appearing in 10 games (9 starts) at center.*
- Named to the All-Pac-12 second team by the league's coaches after starting all seven games he appeared in at center during the 2020 season.*
- Saw action in five games in each of the 2018 and '19 seasons, making appearances at left guard, right guard and right tackle.*
- Attended West Linn (Ore.) High School, where he was named first-team 6A All-State and helped the Lions to an undefeated season as a senior.*
- Named first-team 6A All-State and first-team All-Three Rivers League as a junior to help West Linn to a state runner-up finish.*
- Selected by the Broncos in the seventh round (257th overall) of the 2023 NFL Draft.*

2024: Forsyth appeared in all 17 games (4 starts) during the regular season, playing 290 offensive snaps and 92 special-teams snaps... Made his NFL debut in the Broncos' Week 1 matchup at Sea. (9/8), appearing in five special-teams snaps... Made his first career start at center vs. LAC (10/13)... Played two special teams snaps in postseason debut at Buf. (1/12) in the AFC Wild Card Playoff.

2023: Forsyth made the 53-man roster as a rookie after being drafted in the seventh-round (257th overall) by the Broncos.

COLLEGE: Forsyth started 28-of-39 games he appeared in at the University of Oregon, making appearances at center, left guard, right guard and right tackle... Started 12 games at center in 2022, earning first-team All-Pac-12 accolades by the league's coaches and second-team All-Pac-12 by the Associated Press... Became the first Oregon offensive lineman to be named a FWA All-American since 2019... Earned Pac-12 Offensive Lineman of the Week vs. UCLA (10/22)... Was named second-team All-Pac-12 for the second year in a row in 2021 by the league's coaches after playing in 10 games (9 starts) at center... Was named Pac-12 Offensive Lineman of the Week after helping the Ducks to an upset win at Ohio State (9/11)... Earned second-team All-Pac-12 honors in 2020 after starting all seven games at center... Led the team with 440 offensive snaps and allowed only one sack and four pressures on 231 pass-blocking downs... In 2019, appeared in five games at left guard, right guard and right tackle, totaling 47 snaps... Played in five games in 2018 after redshirting his freshman season, totaling 44 snaps at left guard, right guard and right tackle.

PERSONAL: Forsyth attended West Linn (Ore.) High School, where he was a key contributor to the program's success during his final two seasons there... As a senior, he helped the Lions to an undefeated record and state title while earning first-team 6A All-State honors... Paved the way for an offense that averaged 507.7 yards per game and 203.1 rushing yards per game during that senior season... Also named first-team 6A All-State as a junior, helping the Lions to a state runner-up finish... Majored in advertising at the University of Oregon... Alex Forsyth was born on Feb. 13, 1999, in West Linn, Ore.

Transactions

Signed by Denver as a draft pick 5/12/23.



UPDATED PLAYER BIOS




Alex Forsyth's NFL Regular Season Statistics

DATE	TEAM	GP	GS
2023	DEN	0	0
2024	DEN	17	4
2025	DEN	2	0
NFL TOTALS		19	4

Alex Forsyth's NFL Postseason Statistics

DATE	TEAM	GP	GS
2024	DEN	1	0
NFL TOTALS		1	0





48 LS



MITCHELL
FRABONI

HEIGHT/WEIGHT: 6-2 / 223

BIRTHDAY: Oct. 28, 1996

NFL EXPERIENCE: 4th YR

GP/GS: 40/0

COLLEGE: Arizona State

BORN: Phoenix, Ariz.

BRONCOS EXPERIENCE: 4th YR

ACQUIRED: FA-'22

AT A GLANCE

- 👁️ *A fourth-year long snapper who has appeared in 40 regular-season games and one postseason contest with the Broncos (2022-25), totaling 17 special-teams tackles and one forced fumble during his career.*
- 👁️ *Played in all 17 regular-season contests and one postseason game with Denver in 2024, tallying five special-teams tackles with the Broncos.*
- 👁️ *Appeared in 17 games in 2023, totaling six special-teams tackles and one forced fumble.*
- 👁️ *Played for the Pittsburgh Maulers of the United States Football League in the summer of 2022.*
- 👁️ *Played collegiately as a long snapper at Arizona State, where he appeared in 42 games, logging 13 tackles (8 solo) and one fumble recovery.*
- 👁️ *Entered the NFL as a college free agent with Houston on June 14, 2021.*
- 👁️ *Joined the Broncos as a free agent on October 11, 2022.*

2024: Fraboni played in all 17 regular-season contests and one postseason game for Denver, tallying five special-teams tackles.

2023: Fraboni played in 17 games for the Broncos, totaling six special-teams tackles and one forced fumble... Made one tackle on special teams vs. Was. (9/17)... Assisted on one special-teams tackle and also forced one fumble at K.C. (10/12)... Had one solo special-teams tackle in the win vs. K.C. (10/29)... Assisted on one special-teams tackle vs. Cle. (11/26)... Made one assisted with Denver, totaling five special-teams tackles in 40 special-teams snaps.. Nabbed two special-teams tackles at Ten. (11/13).

COLLEGE: Fraboni played in 42 games in four seasons at Arizona State... Was credited with 13 tackles (8 solo) and one fumble recovery during his career with the Sun Devils... Was voted a Phil Steele third-team All-America long snapper in 2017... Tied for the team lead with five special-teams tackles as a sophomore.

PERSONAL: Fraboni attended Mountain Pointe High School in Phoenix, where he played defensive end, tight end and long snapper... Helped Mountain Pointe to it's first Arizona State title... Finished his high school career with 68 tackles (49 solo) and 10 sacks... Mitchell Fraboni was born on October 28, 1996 in Phoenix.

Transactions

Signed by Houston as a free agent 6/14/21; Waived by Houston 7/26/21; Signed by Houston 8/2/21; Waived by Houston 8/10/21; Signed by Denver (practice squad) 10/11/22; Signed by Denver (active roster) 10/24/22; Re-signed by Denver 3/11/25.

Mitchell Fraboni's NFL Regular Season Statistics

DATE	TEAM	GP
2022	DEN	4
2023	DEN	17
2024	DEN	17
2025	DEN	2
NFL TOTALS		40



UPDATED PLAYER BIOS



Mitchell Fraboni's NFL Postseason Statistics

DATE	TEAM	GP
2024	DEN	1
NFL TOTALS		1

Mitchell Fraboni's NFL Regular Season Defensive Statistics

DATE	TEAM	GP	GS	TACKLES								INTERCEPTIONS					O. FUMB				ST				MISC					
				TK	S	A	TFL	YDS	SK	YDS	QBH	NO	YDS	LG	TD	PD	FF	FR	TD	YDS	TK	S	A	FF	FR	S	A			
2022	DEN	4	0	0	0	0	0	0	0	0.0	0.0	0	0	0	0	0	0	0	0	0	0	0	0	5	3	2	0	0	0	0
2023	DEN	17	0	0	0	0	0	0	0	0.0	0.0	0	0	0	0	0	0	0	0	0	0	0	0	6	2	4	1	0	0	0
2024	DEN	17	0	0	0	0	0	0	0	0.0	0.0	0	0	0	0	0	0	0	0	0	0	0	0	5	3	2	0	0	0	0
2025	DEN	2	0	0	0	0	0	0	0	0.0	0.0	0	0	0	0	0	0	0	0	0	0	0	0	1	0	1	0	0	0	0
NFL TOTALS		40	0	0	0	0	0	0	0	0.0	0.0	0	0	0	0	0	0	0	0	0	0	0	0	17	8	9	1	0	0	0


Mitchell Fraboni's NFL Postseason Defensive Statistics

DATE	TEAM	GP	GS	TACKLES								INTERCEPTIONS					O. FUMB				ST				MISC					
				TK	S	A	TFL	YDS	SK	YDS	QBH	NO	YDS	LG	TD	PD	FF	FR	TD	YDS	TK	S	A	FF	FR	S	A			
2024	DEN	1	0	0	0	0	0	0	0	0.0	0.0	0	0	0	0	0	0	0	0	0	0	0	0	0	0	0	0	0	0	0
NFL TOTALS		1	0	0	0	0	0	0	0	0.0	0.0	0	0	0	0	0	0	0	0	0	0	0	0	0	0	0	0	0	0	

2025 GAME-BY-GAME REGULAR-SEASON STATISTICS (DEN)

DATE	OPPONENT	GP	W/L	SCORE
09/07	TEN	P	W	20-12
09/14	at IND	P	L	28-29
2025 TOTALS		2	1-1	





11 WR



TROY
FRANKLIN

HEIGHT/WEIGHT: 6-3 / 187

COLLEGE: Oregon

BIRTHDAY: Feb. 6, 2003

BORN: East Palo Alto, Calif.

NFL EXPERIENCE: 2nd YR

BRONCOS EXPERIENCE: 2nd YR

GP/GS: 18/7

ACQUIRED: D4-'24

AT A GLANCE

- A second-year wide receiver who has appeared in 18 regular-season games (7 starts) with Denver (2024-25), totaling 40 receptions for 396 yards (9.9 avg.) with three touchdowns in addition to three rushes for 19 yards (6.3 avg.).
- Played in one postseason game with Denver (2024), totaling two receptions for 54 yards (27.0 avg.) with one touchdown.
- In 2024, started 6-of-16 games played and totaled 28 receptions for 263 yards (9.4 avg) with two touchdowns in the regular season.
- Appeared in 40 games (30 starts) at the University of Oregon (2021-23), recording 160 receptions for 2,483 yards (15.5 avg.) with 25 touchdowns.
- Since 2021, recorded the ninth-most receiving touchdowns (25) and 15th-most receiving yards in FBS.
- Left Oregon as the all-time leader in receiving touchdowns with 25, and tied for the lead in 100-yard games (11).
- In 2023, set Oregon single-season records in receiving yards (1,383), receiving touchdowns (14) and 100-yard receiving games (8).
- Tied for the third-most receiving touchdowns (14) and recorded the sixth-most receiving yards in FBS during the 2023 season.
- Caught 81 passes for 1,383 yards (17.1 avg.) with 14 touchdowns in 2023 and earned Associated Press All-America second team and All-Pac-12 first team honors.
- Was named second team All-Pac 12 by the AP and league's coaches in 2022 after starting all 13 games and leading the team with 61 receptions for 891 yards (14.6 avg.) with nine scores.
- Started 4-of-14 games played as a freshman in 2021, totaling 18 receptions for 209 yards (11.6 avg.) with two touchdowns.
- Attended Menlo-Atherton High School in Atherton, Calif., where he finished his career with 102 receptions for 1,790 receiving yards (17.5 avg.) with 28 total touchdowns.
- Selected by the Broncos in the fourth round (102nd overall) of the 2024 NFL Draft.

2025: Franklin recorded four receptions for 44 yards in the season opener vs. Ten (9/7)... Recorded career highs of eight receptions for 89 yards (11.1 avg.) with one touchdown in addition to one rush of 11 yards at Ind. (9/14)

2024: Franklin appeared in 16 games (6 starts) and totaled 28 receptions for 263 yards (9.4 avg) with two touchdowns in the regular season... Made his NFL debut in Week 2 vs. Pit. (9/15)... Caught his first pass in Week 3 at T.B. (9/22), finishing the game with two receptions for 11 yards (5.5 avg.)... Made his first career start in the win at NYJ (9/29)... Recorded his first career touchdown catch while also making two receptions for 31 yards (15.5 avg.) vs. LAC (10/13)... Set career highs with five receptions for 50 yards at N.O. (10/17)... Recorded his second career touchdown after making two catches for 15 yards (7.5 avg.) with one score vs. Atl. (11/17)... Made his NFL postseason debut with Denver in the AFC Wild Card Round at Buf. (1/12), catching two passes for 54 yards (27.0 avg.) with one touchdown... His 43-yard touchdown catch was tied for the ninth-longest receiving score in a postseason game in team history while his 54 yards through the air are the fifth-most by a Bronco's rookie in a postseason contest.

COLLEGE: Franklin appeared in 40 games (30 starts) at the University of Oregon (2021-23), recording 160 receptions for 2,483 yards (15.5 avg.) with 25 touchdowns... Set Oregon single-season records in receiving yards (1,383), receiving touchdowns (14) and 100-yard receiving games (8)... Was named Associated Press All-America second team and All-Pac-12 first team... Left Oregon as the all-time leader in receiving touchdowns with 25, and tied for the lead in 100-yard games (11)... Caught 81 passes for 1,383 yards (17.1 avg.) with 14 touchdowns... His 14 receiving touchdowns tied for the third-most in FBS while his 1,383 yards ranked sixth... Started all 13 games played, leading the team with 61 receptions for 891 yards (14.6 avg.) with nine scores... His nine receiving scores ranked second in the Pac-12 while his 61 receptions ranked eighth in the conference... Was named second team All-Pac 12 by the AP and league's coaches... Started 4-of-14 games played as a freshman, totaling 18 receptions for 209 yards (11.6 avg.) with two touchdowns.

PERSONAL: Franklin attended Menlo-Atherton High School in Atherton, Calif., where he finished his career with 102 receptions for 1,790 receiving yards (17.5 avg.) with 28 total touchdowns... Also rushed for 238 yards on 17 carries (14.0 avg.)... Was named to the San Jose Mercury News first team All-Bay Area Offensive Team and the Prep2Prep's Central Coast Section Junior of the Year after catching 43 passes for 674 yards (15.7 avg.) with nine scores... Troy Franklin was born on Feb. 6, 2003, in East Palo Alto, Calif.

Transactions

Signed by Denver as a draft choice 6/3/24.



UPDATED PLAYER BIOS



Troy Franklin's NFL Regular Season Rushing/Receiving Statistics

DATE	TEAM	GP	GS	RECEIVING					RUSHING				
				NO.	YDS.	AVG.	LG	TD	NO.	YDS.	AVG.	LG	TD
2024	DEN	16	6	28	263	9.4	30	2	2	8	4.0	5	0
2025	DEN	2	1	12	133	11.1	42	1	1	11	11.0	11	0
NFL TOTALS		18	7	40	396	9.9	42	3	3	19	6.3	11	0

Troy Franklin's NFL Postseason Rushing/Receiving Statistics

DATE	TEAM	GP	GS	RECEIVING					RUSHING				
				NO.	YDS.	AVG.	LG	TD	NO.	YDS.	AVG.	LG	TD
2024	DEN	1	0	2	54	27.0	43t	1	0	0	0.0	0	0
NFL TOTALS		1	0	2	54	27.0	43T	1	0	0	0.0	0	0

SINGLE-GAME HIGHS: RUSHING/RECEIVING

Longest Runs 11 at Indianapolis Colts, Sep 14, 2025
Receptions 8 at Indianapolis Colts, Sep 14, 2025
Receiving Yards 89 at Indianapolis Colts, Sep 14, 2025
Receiving Average 11.1 at Indianapolis Colts, Sep 14, 2025
Longest Receptions 42 at Indianapolis Colts, Sep 14, 2025

Receiving TDs 1 at Indianapolis Colts, Sep 14, 2025
 ...2 more at 1.
All-Purpose Yards 100 at Indianapolis Colts, Sep 14, 2025
Most TDs 1 at Indianapolis Colts, Sep 14, 2025
 ...2 more at 1.
Scrimmage Yards 100 at Indianapolis Colts, Sep 14, 2025

SINGLE-GAME HIGHS - POSTSEASON: RECEIVING


Receptions 2 at Buffalo Bills, Jan 12, 2025
Receiving Yards 54 at Buffalo Bills, Jan 12, 2025
Longest Receptions 43t at Buffalo Bills, Jan 12, 2025

All-Purpose Yards 54 at Buffalo Bills, Jan 12, 2025
Most TDs 1 at Buffalo Bills, Jan 12, 2025
Scrimmage Yards 54 at Buffalo Bills, Jan 12, 2025

2025 GAME-BY-GAME REGULAR-SEASON STATISTICS (DEN)

DATE	OPPONENT	P/S	RECEIVING					RUSHING					W/L	SCORE
			NO.	YDS.	AVG.	LG	TD	NO.	YDS.	AVG.	LG	TD		
09/07	TEN	S	4	44	11.0	18	0	0	0	0.0	0	0	W	20-12
09/14	at IND	P	8	89	11.1	42	1	1	11	11.0	11	0	L	28-29
2025 TOTALS		2-1	12	133	11.1	42	1	1	11	11.0	11	0	1-1	





98 DL



JOHN
FRANKLIN-MYERS

HEIGHT/WEIGHT: 6-4 / 288

COLLEGE: Stephen F. Austin

BIRTHDAY: Sep. 26, 1996

BORN: Greenville, Texas

NFL EXPERIENCE: 8th YR

BRONCOS EXPERIENCE: 2nd YR

GP/GS: 100/70

ACQUIRED: T (NYJ)-'24

AT A GLANCE

- An eighth-year defensive lineman who has appeared in 100 games (70 starts) with the Rams (2018), Jets (2019-23) and Broncos (2024-25), totaling 176 tackles (80 solo), 26.5 sacks (208.0 yds.), one interception (32 yds.), seven passes defended, two forced fumbles and three fumble recoveries.
- Recorded three tackles (2 solo), one sack (9 yds.) and one forced fumble in his four postseason games (1 start) with the Rams (2018) and Broncos (2024).
- In his first year with the Broncos in 2024, set career highs in tackles (40) and sacks (7.0, 48.5 yds.) in 17 games (16 starts).
- Started all 17 games in 2023 and recorded a combined 33 tackles (15 solo), 3.5 sacks (37.5 yds.) and a career-high three passes defended.
- Totaled 38 tackles (16 solo), five sacks (39 yds.) and one pass defended in 17 starts in 2022.
- Finished the 2021 season with 35 tackles (17 solo), a career-high six sacks (44 yds.), one interception (32 yds.), one pass defended and one forced fumble.
- In 2020, played in 15 games (2 starts) with the Jets, totaling 19 tackles (8 solo), three sacks (25 yds.), two passes defended and two forced fumbles.
- Played at Stephen F. Austin State University (2014-17), where he appeared in 41 games (33 starts) and totaled 130 tackles (70 solo), 17.5 sacks (124 yds.), two fumble recoveries (9 yds.) and five forced fumbles.
- Was a one-time All-Southland Conference selection and two-time second-team All-Southland Conference honoree with the Lumberjacks.
- Selected by the Rams in the fourth round (135th overall) of the 2018 NFL Draft.
- Traded to Denver from the N.Y. Jets on April 29, 2024.

2024: Franklin-Myers appeared in 17 games (16 starts) for Denver, recording a career-high 40 tackles (18 solo) and 7.0 sacks (48.5 yds.)... Started in his Broncos debut at Sea. (9/8), nabbing two solo tackles... Totaled three tackles (1 solo) and one sack (7 yds.) of QB Aaron Rodgers at NYJ (9/29)... Recorded two tackles (1 solo) and one sack (6 yds.) of Saints QB Spencer Rattler at N.O. (10/17)... Nabbed four tackles (2 solo) and one sack (11 yards) of Ravens QB Lamar Jackson at Bal. (11/3)... Registered three tackles (2 solo) and one sack of Chiefs QB Patrick Mahomes (6 yds.) at K.C. (11/10), his second consecutive contest recording a quarterback takedown... Tallied three tackles (2 solo), two quarterback hits and a half sack of Colts QB Anthony Richardson (split with OLB Nik Bonitto) for 2.5 yds. vs. Ind. (12/15)... Recorded a nine-yard takedown of Chiefs QB Carson Wentz vs. K.C. (1/5), setting a new career high in sacks... Started the postseason contest at Buf. (1/12) in the AFC Wild Card Playoff.

2023: Franklin-Myers started all 17 games and recorded a combined 33 tackles (15 solo), 3.5 sacks (37.5 yds.) and a career-high three passes defended... Anchored a defensive line that helped the Jets rank first in the league in yards allowed per play (4.57), second in passing defense (168.3 ypg) and third in total defense (292.3 ypg)... Totaled four tackles (1 solo) and one nine-yard sack in the season-opener vs. Buf. (9/11)... Made four tackles (1 solo) at NYG (10/29)... Recorded his second sack of the season with one quarterback takedown (11 yds.) in addition to two tackles (1 solo) and a career-high three passes defended vs. LAC (11/6)... Tallied a sack in a second consecutive game after taking down Raiders QB Aidan O'Connell for an 11-yard loss along with two tackles (1 solo) at L.V. (11/12)... Finished with four tackles (2 solo)—including assisting on one sack (6.5 yds.)—vs. Was. (12/24).

2022: Franklin-Myers totaled a career-high 38 tackles (16 solo), five sacks (39 yds.) and one pass defended in 17 starts... Played on a defense that finished fourth in the league in total defense (311.1 ypg), third in passing defense (189.4 ypg) and second in yards per play (4.8)... Set a career-high seven tackles (3 solo) at Pit. (10/2)... Assisted on one sack (2.5 yds.) in addition to recording two tackles (1 solo) and one pass defended vs. Mia. (10/9)... Registered two tackles (1 solo) and one sack (7 yds.) at G.B. (10/16)... Tallied one sack (5 yds.) and three tackles (2 solo) vs. N.E. (10/30)... Assisted on three tackles and recorded one sack (9 yds.) at N.E. (11/20)... Recorded three tackles (1 solo) and assisted on one sack (3.5 yds.) vs. Chi. (11/27)... Recorded his fifth sack of the season with one quarterback takedown (12 yds.) in addition to four tackles (1 solo) at Sea. (1/1).

2021: Franklin-Myers finished the season with 35 tackles (17 solo), a career-high six sacks (44 yds.), one interception (32 yds.), one pass defended and one forced fumble... Made three tackles (2 solo) and had one sack (9 yds.) in the season opener at Car. (9/12)... Posted one



UPDATED PLAYER BIOS



sack (10 yds.) in his second consecutive game in addition to making three tackles (1 solo) and forcing one fumble vs. N.E. (9/19)... Posted five tackles (1 solo) at Den. (9/26)... Notched four tackles (3 solo) and one sack (8 yds.) vs. Ten. (10/3)... Talled his fourth sack of the season along with three tackles (2 solo) at Ind. (11/4)... Set a career-high two sacks (17 yds.) and intercepted his first career pass (32 yds.) in addition to making three solo tackles at Hou. (11/28).

2020: Franklin-Myers played in 15 games (2 starts) with the Jets, totaling 19 tackles (8 solo), three sacks (25 yds.), two passes defended and two forced fumbles... Talled an 11-yard sack along with four tackles (2 solo) vs. Ari. (10/11)... Recovered one fumble vs. Buf. (10/25)... Made three tackles (1 solo) in his first career start at K.C. (11/1)... Posted one solo tackle—including one sack (5 yds.)—in a win at LAR (12/20)... Broke up one pass and recovered one fumble in addition to posting three tackles (1 solo) and one sack (9 yds.) vs. Cle. (12/27).

2019: Franklin-Myers was made inactive by the N.Y. Jets for the first three weeks of the season... Was picked up by the Jets off waivers after being cut by the L.A. Rams after training camp... Missed Weeks 5-17 after being placed on injured reserve on Oct. 4.

2018: Franklin-Myers played in all 16 games after being drafted by the L.A. Rams in the fourth round (135th overall) in the 2018 NFL Draft... Finished with 10 tackles (6 solo), two sacks (14 yds.), one forced fumble and one fumble recovery... Made his NFL debut in Week 1 at Oak. (9/10), totaling two tackles (1 solo)... Forced one fumble and recorded his first career sack (4 yds.) vs. Min. (9/27)... Recovered his first career fumble vs. K.C. (11/19)... Notched his second sack of the season (10 yds.) at Chi. (12/9).

COLLEGE: Franklin-Myers played at Stephen F. Austin State University, where he played in 41 games (33 starts) in four seasons (2014-17)... Produced 130 tackles (70 solo), 17.5 sacks (124 yds.), two fumble recoveries (9 yds.) and five forced fumbles... Named second-team All-Southland Conference as a senior in 2017 after playing 11 games (10 starts), totaling 55 tackles (27 solo), 3.5 sacks (24 yds.) and one forced fumble... Appeared in all 11 games (9 starts) in 2016 on his way to first-team All-Southland Conference honors, totaling 32 tackles (20 solo), eight sacks (59 yds.), two fumble recoveries (9 yds.) and four forced fumbles... Finished with 32 tackles (17 solo), six sacks (41 yds.) and five quarterback hits in 11 games (4 starts) in 2015 to earn second-team All-Southland Conference honors.

PERSONAL: Franklin-Myers attended Greenville (Texas) High School, where he was a three-year defensive starter, two-time first-team all-district and one-time honorable mention all-district... Was also named Defensive MVP twice for the program... Additionally lettered in basketball as well as track and field... John Franklin-Myers was born on Sept. 29, 1996, in Greenville, Texas.

Transactions

Signed by L.A. Rams as a draft choice 4/27/24; Waived by L.A. Rams 8/31/19; Acquired via Waivers by N.Y. Jets 9/1/19; Re-Signed by N.Y. Jets 10/8/21; Traded to Denver 4/29/24.


John Franklin-Myers' NFL Regular Season Defensive Statistics

DATE	TEAM	GP	GS	TACKLES								INTERCEPTIONS					O. FUMB				ST				MISC						
				TK	S	A	TFL	YDS	SK	YDS	QBH	NO	YDS	LG	TD	PD	FF	FR	TD	YDS	TK	S	A	FF	FR	S	A				
2018	LAR	16	0	10	6	4	1	10	2.0	14.0	6	0	0	0	0	0	1	1	0	0	0	0	0	0	0	0	0	0	0	0	0
2019	NYJ	0	0	0	0	0	0	0	0.0	0.0	0	0	0	0	0	0	0	0	0	0	0	0	0	0	0	0	0	0	0	0	
Went from N.Y. Jets to L.A. Rams .																															
2019	LAR	0	0	0	0	0	0	0	0.0	0.0	0	0	0	0	0	0	0	0	0	0	0	0	0	0	0	0	0	0	0	0	
2019	TOT	0	0	0	0	0	0	0	0.0	0.0	0	0	0	0	0	0	0	0	0	0	0	0	0	0	0	0	0	0	0	0	
2020	NYJ	15	2	19	8	11	5	29	3.0	25.0	13	0	0	0	2	0	2	0	0	0	0	0	0	0	0	0	0	0	0	0	
2021	NYJ	16	16	35	17	18	6	43	6.0	44.0	14	1	32	32	0	1	1	0	0	0	0	0	0	0	0	0	0	0	0	0	
2022	NYJ	17	17	38	16	22	4	26	5.0	39.0	20	0	0	0	1	0	0	0	0	0	0	0	0	0	0	0	0	0	0	0	
2023	NYJ	17	17	33	15	18	6	32	3.5	37.5	14	0	0	0	3	0	0	0	0	0	0	0	0	0	0	0	0	0	0	0	
2024	DEN	17	16	40	18	22	8	55	7.0	48.5	18	0	0	0	0	0	0	0	0	0	0	0	0	0	0	0	0	0	0	0	
2025	DEN	2	2	1	0	1	0	0	0.0	0.0	0	0	0	0	0	0	0	0	0	0	0	0	0	0	0	0	0	0	0	0	
NFL TOTALS		100	70	176	80	96	30	195	26.5	208.0	85	1	32	32	0	7	2	3	0	0	0	0	0	0	0	0	0	0	0	0	

John Franklin-Myers' NFL Postseason Defensive Statistics

DATE	TEAM	GP	GS	TACKLES								INTERCEPTIONS					O. FUMB				ST				MISC					
				TK	S	A	TFL	YDS	SK	YDS	QBH	NO	YDS	LG	TD	PD	FF	FR	TD	YDS	TK	S	A	FF	FR	S	A			
2018	LAR	3	0	3	2	1	0	0	1.0	9.0	1	0	0	0	0	1	0	0	0	0	0	0	0	0	0	0	0	0	0	0
2024	DEN	1	1	0	0	0	0	0	0.0	0.0	0	0	0	0	0	0	0	0	0	0	0	0	0	0	0	0	0	0	0	0
NFL TOTALS		4	1	3	2	1	0	0	1.0	9.0	1	0	0	0	0	1	0	0	0	0	0	0	0	0	0	0	0	0	0	





57 LB



DRE GREENLAW

HEIGHT/WEIGHT: 6-0 / 230

COLLEGE: Arkansas

BIRTHDAY: May. 25, 1997

BORN: Fayetteville, Ark.

NFL EXPERIENCE: 7th YR

BRONCOS EXPERIENCE: 1st YR

GP/GS: 64/56

ACQUIRED: UFA (S.F.)-'25

AT A GLANCE

- 👉 A seventh-year linebacker who has appeared in 64 regular-season games (56 starts) with San Francisco (2019-24), recording 449 career tackles (294 solo), 3.5 sacks (31.5 yds.), three interceptions (102 yds., 1 TD), 14 passes defended, two forced fumbles and two fumble recoveries.
- 👉 In 12 postseason starts, has recorded 72 tackles (44 solo), two interceptions (25 yds.), three passes defended, one forced fumble and one fumble recovery to help lead San Francisco to three consecutive NFC Championship Game appearances (2021-23) and a berth in Super Bowl LVIII.
- 👉 Since joining the league in 2019, his 72 postseason tackles are the fifth most and his three passes defended are tied for the eighth most among linebackers.
- 👉 In 2023 with the 49ers, totaled 120 tackles (75 solo), 1.5 sacks (4.5 yds.) and four passes defended in 15 starts.
- 👉 Started 15 games for San Francisco in 2022, tallying 127 tackles (82 solo), one interception (0 yds.), six passes defended, two forced fumbles and two fumble recoveries (23 yds., 1 TD).
- 👉 Appeared in 13 games (11 starts) in 2020, totaling 83 tackles (59 solo), one sack (yds.) and one pass defended.
- 👉 Was named PFWA All-Rookie in 2019 after appearing in all 16 games (11 starts) as a rookie for San Francisco, registering 87 tackles (62 solo), one sack (19 yds.) and one interception (47 yds.).
- 👉 Named to PFWA All-Rookie team in 2019 after appearing in all 16 games (11 starts) for San Francisco, registering 87 tackles (62 solo), one sack (19 yds.) and one interception (47 yds.).
- 👉 Started 39-of-41 games played at the University of Arkansas (2015-18), recording 299 tackles (145 solo), four sacks, three interceptions, three forced fumbles and three fumble recoveries.
- 👉 Selected by the 49ers in the fifth round (148th overall) of the 2019 NFL Draft.
- 👉 Signed by Denver as an unrestricted free agent on March 13, 2025.

2024: Greenlaw appeared in two games (2 starts) for San Francisco, recording eight tackles (3 solo)... Started season on Reserve/PUP before being activated on Dec. 12... In his season debut, started and recorded eight tackles (3 solo) vs. LAR (12/12)... Started the contest before leaving with injury vs. Mia. (12/22)... Placed on Injured Reserve (calf) on Dec. 31.

2023: Greenlaw started 15 games for San Francisco, totaling 120 (75 solo) tackles, 1.5 sacks and four passes defended... Tallied five tackles (5 solo) and one sack of QB Dak Prescott, his third career quarterback takedown, vs. Dal. (10/8)... Notched eight tackles (4 solo) and a half sack of QB Baker Mayfield vs. T.B. (11/19)... Totaled four tackles (2 solo) and 16 interception return yards on a lateral pass from LB Fred Warner vs. Sea. (12/10)... In the postseason, started all three games and registered 18 tackles, two interceptions and two passes defended... Recorded a team-high eight tackles (6 solo) and two interceptions (25 yds.) of QB Jordan Love vs. G.B. (1/20) in the NFC Divisional Playoff... Became the first NFL linebacker to register two interceptions in a playoff game since Rams LB Tommy Polley intercepted Packers QB Brett Favre twice vs. G.B. (1/20/02) in the NFC Divisional Playoff... Registered three tackles at K.C. (2/11) in Super Bowl LVIII, marking 72 career postseason tackles, the fourth most in 49ers franchise history.

2022: Greenlaw started 15 games for San Francisco, tallying 127 tackles (82 solo), one interception (0 yds.), six passes defended, two forced fumbles and two fumble recoveries (23 yds., 1 TD)... Recorded nine tackles (8 solo), one pass defended and his first career forced fumble at Ari. (11/21)... Registered five tackles, one pass defended and his first career fumble recovery vs. N.O. (11/27)... Led the team with eight tackles (7 solo), one pass defended and one fumble return (23 yds., 1 TD) vs. Mia. (12/4)... Marked a career-high 15 tackles (10 solo) and one interception of Buccaneers QB Tom Brady vs. T.B. (12/11)... Recorded eight tackles (4 solo), two passes defended and one forced fumble at Sea. (12/15)... In the postseason, started three games and registered 26 tackles (17 solo) along with one pass defended.

2021: Greenlaw appeared in three games (2 starts) for San Francisco, recording 21 tackles (10 solo) and one interception (39 yds., 1 TD)... Registered six tackles (4 solo) and his first career pick-six when he intercepted QB Jared Goff and returned it 39 yds. at Det. (9/12)... Placed on Injured Reserve (groin) on Sept. 17... Activated from Injured Reserve on Nov. 27... Inactive for five of last seven regular season games... In the postseason, started three games and notched 14 tackles (8 solo) and one fumble recovery... Recorded six tackles (3 solo) and one fumble recovery at G.B. (1/22) in the NFC Divisional Playoff, marking the first fumble recovery of his postseason career.



UPDATED PLAYER BIOS



2020: Greenlaw appeared in 13 games (11 starts) for San Francisco, totaling 83 tackles (59 solo), one sack (yds.) and one pass defended... Brought down QB Cam Newton for an eight-yard loss at N.E. (10/25).

2019: Greenlaw was named PFWA All-Rookie after appearing in all 16 games (11 starts) as a rookie for San Francisco, registering 87 tackles (62 solo), one sack (19 yds.) and one interception (47 yds.)... Started in NFL debut, recording four tackles (3 solo) at T.B. (9/8)... Recorded first career sack on a takedown of QB Kyler Murray (19 yds.) at Ari. (10/31)... Registered eight tackles (3 solo) and first career interception off QB Russell Wilson in overtime, returning it 47 yds. vs. Sea. (11/11)... Recorded a team-high 13 tackles (11 solo) and one tackle for loss at Sea. (12/29)... His 87 total tackles ranked fourth among all rookies in 49ers history... In the postseason, started three games and recorded 14 tackles (10 solo) and one forced fumble... Helped the 49ers defense limit the Vikings offense to 147 total net yards, the fewest total net yards in a postseason game in franchise history vs. Min. (1/11) in the NFC Divisional Playoff.

COLLEGE: Greenlaw appeared in 41 games (39 starts) over four seasons at the University of Arkansas (2015-18), recording 299 tackles, 13 tackles for loss, four sacks, three interceptions, three forced fumbles and three fumble recoveries... As a senior team captain in 2018, appeared in 10 games (9 starts) and notched 80 tackles, two sacks, 6.5 tackles for loss, two interceptions, one forced fumble and one fumble recovery... Started all 12 games in which he appeared in 2017 as a junior, registering 84 tackles, one sack and 1.5 tackles for loss... Started seven contests as a sophomore in 2016, recording 42 tackles, 1.5 tackles for loss, one interception and two fumble recoveries... Named SEC All-Freshman (Coaches) in 2015 after totaling 93 tackles, 3.5 tackles for loss, two forced fumbles and one sack in 13 games played (11 starts).

PERSONAL: Greenlaw attended Fayetteville (Ark.) High School where he tallied 119 tackles, four tackles for loss, four interceptions, 10 passes defended and two fumble recoveries... On offense, notched 11 receptions for 240 yards (21.8) and three touchdowns as a senior in 2014... Helped Fayetteville reach the Arkansas Class 7A state championship game in 2014... Also participated in track and field... Dre Greenlaw was born on May 25, 1997, in Fayetteville, Ark.

Transactions

Signed by San Francisco as a draft choice 5/3/19; Re-signed by San Francisco 9/19/22; Signed by Denver as an unrestricted free agent 3/13/25.

Dre Greenlaw's NFL Regular Season Defensive Statistics

DATE	TEAM	GP	GS	TACKLES								INTERCEPTIONS					O. FUMB				ST				MISC		
				TK	S	A	TFL	YDS	SK	YDS	QBH	NO	YDS	LG	TD	PD	FF	FR	TD	YDS	TK	S	A	FF	FR	S	A
2019	SF	16	11	87	62	25	3	20	1.0	19.0	2	1	47	47	0	2	0	0	0	0	5	2	3	0	0	0	0
2020	SF	13	11	83	59	24	7	13	1.0	8.0	2	0	0	0	0	1	0	0	0	0	3	2	1	0	0	0	0
2021	SF	3	2	21	10	11	0	0	0.0	0.0	1	1	39	39t	1	1	0	0	0	0	0	0	0	0	0	0	0
2022	SF	15	15	127	82	45	3	7	0.0	0.0	0	1	0	0	0	6	2	2	1	23	0	0	0	0	0	0	0
2023	SF	15	15	120	75	45	5	9	1.5	4.5	4	0	16	16	0	4	0	0	0	0	0	0	0	0	0	0	0
2024	SF	2	2	9	3	6	0	0	0.0	0.0	0	0	0	0	0	0	0	0	0	0	0	0	0	0	0	0	0
2025	DEN	0	0	0	0	0	0	0	0.0	0.0	0	0	0	0	0	0	0	0	0	0	0	0	0	0	0	0	0
NFL TOTALS		64	56	447	291	156	18	49	3.5	31.5	9	3	102	47	1	14	2	2	1	23	8	4	4	0	0	0	0

Dre Greenlaw's NFL Postseason Defensive Statistics

DATE	TEAM	GP	GS	TACKLES								INTERCEPTIONS					O. FUMB				ST				MISC		
				TK	S	A	TFL	YDS	SK	YDS	QBH	NO	YDS	LG	TD	PD	FF	FR	TD	YDS	TK	S	A	FF	FR	S	A
2019	SF	3	3	14	10	4	0	0	0.0	0.0	0	0	0	0	0	1	0	0	0	0	0	0	0	0	0	0	0
2021	SF	3	3	14	8	6	1	3	0.0	0.0	1	0	0	0	0	0	1	0	0	0	0	0	0	0	0	0	0
2022	SF	3	3	26	17	9	2	2	0.0	0.0	0	0	0	0	1	0	0	0	0	0	0	0	0	0	0	0	0
2023	SF	3	3	18	9	9	1	2	0.0	0.0	0	2	25	18	0	2	0	0	0	0	0	0	0	0	0	0	0
NFL TOTALS		12	12	72	44	28	4	7	0.0	0.0	1	2	25	18	0	3	1	1	0	0	0	0	0	0	0	0	0



UPDATED PLAYER BIOS



SINGLE-GAME HIGHS: DEFENSIVE

Total Tackles 13 at Seattle Seahawks, Dec 29, 2019
...1 more at 13.

Solo Tackles 11 at Seattle Seahawks, Dec 29, 2019

Sacks 1.0 at New England Patriots, Oct 25, 2020
...1 more at 1.0.

Passes Defensed 1 at Detroit Lions, Sep 12, 2021
...3 more at 1.

Tackles For Loss 2 vs. Washington Football Team, Dec 13, 2020

Interceptions 1 at Detroit Lions, Sep 12, 2021
...1 more at 1.

Interception Return Yards 47 vs. Seattle Seahawks, Nov 11, 2019

Special Teams Tackles 1 at Los Angeles Rams, Nov 29, 2020
...7 more at 1.

SINGLE-GAME HIGHS - POSTSEASON: DEFENSIVE

Total Tackles 6 at Green Bay Packers, Jan 22, 2022
...1 more at 6.

Solo Tackles 5 vs. Green Bay Packers, Jan 19, 2020

Forced Fumbles 1 vs. Minnesota Vikings, Jan 11, 2020


Fumble Recoveries 1 at Green Bay Packers, Jan 22, 2022

Tackles For Loss 1 at Dallas Cowboys, Jan 16, 2022

2025 GAME-BY-GAME REGULAR-SEASON STATISTICS (DEN)

DATE	OPPONENT	P/S	TACKLES							INTERCEPTIONS					O. FUMB				ST				MISC		W/L	SCORE		
			TK	S	A	SK	YDS	TFL	YDS	QBH	NO	YDS	LG	TD	PD	FF	FR	TD	YDS	TK	S	A	FF	FR			S	A
09/07	TEN																										W	20-12
09/14	at IND																										L	28-29
2025 TOTALS			0	0	0	0	0	0	0	0	0	0	0	0	0	0	0	0	0	0	0	0	0	0	0	0	1-1	





12 RB



RJ
HARVEY

HEIGHT/WEIGHT: 5-9 / 208

COLLEGE: Central Florida

BIRTHDAY: Feb. 4, 2001

BORN: Orlando, Fla.

NFL EXPERIENCE: R

BRONCOS EXPERIENCE: R

GP/GS: 2/0

ACQUIRED: D2-'25

AT A GLANCE

- A rookie running back who has appeared in two game with Denver (2025), totaling 11 rushes for 78 yards (7.1 avg.) in addition to two catches for 15 yards (7.5 avg.).
- Has also returned three kickoffs for 70 yards (23.3 avg.).
- Tied for the fifth most rushing yards (70) by a Bronco making his NFL debut.
- Played in 41 games (26 starts) at running back over five seasons at the University of Central Florida (2020-24), recording 579 carries for 3,792 yards (6.5 avg.) with 43 touchdowns along with 61 receptions for 720 yards (11.8 avg.) with four scores.
- Holds Central Florida's program record for career touchdowns scored (48) and ranks second in UCF's record books for career rushing touchdowns (43).
- Recorded 100 or more rushing yards in 17-of-41 career games played for the Knights while also scoring at least one rushing touchdown in 23 contests.
- Named a Doak Walker Award semifinalist in 2023 and 2024, given annually to the nation's top running back.
- Started his collegiate career at the University of Virginia as a quarterback (2019) prior to transferring to UCF and transitioning to running back.
- Selected by the Broncos in the second round (60th overall) of the 2025 NFL Draft.

2025: Harvey tied for fifth most rushing yards by a Bronco made his NFL debut vs. Ten (9/7), totaled 70 rushing yards on six carries (11.7 avg.)... Returned three kickoffs for 70 yards (23.3 avg.) at Ind. (9/14)

2024: Harvey was named third-team All-American by the Associated Press and first-team All-Big 12 (coaches)... Started all 12 games for the Knights and led the conference with 1,577 rushing yards on 232 carries (6.80 avg.) along with 22 rushing touchdowns, the third most in FBS... Topped the rushing yards century mark in nine of the Knights' 12 games while scoring a touchdown in 11-of-12 contests... Recorded 19 carries for 126 yards and four touchdowns vs. Sam Houston (9/7)... Rushed for 196 yards on 25 carries with two touchdowns at No. 9 Iowa State (10/19)... Named a semifinalist for the Doak Walker Award for the second consecutive year... Became just the second player in program history to record consecutive 1,000-yard rushing seasons.

2023: Harvey started 11-of-13 games for UCF, recording 226 carries for 1,416 yards (6.2 avg.) with 16 touchdowns... Recorded 100 or more rushing yards in 7-of-13 games for the Knights, including five consecutive contests, and recorded at least one touchdown in nine contests... Registered 164 rushing yards on 20 carries with three touchdowns at Cincinnati (11/4), and was named Big 12 Co-Offensive Player of the Week... Ran for a career high 206 yards on 24 carries with a career high tying three touchdowns vs. Oklahoma State (11/11)... Became UCF's first 1,000-yard rusher since 2018... Named a semifinalist for Doak Walker Award.

2022: Harvey played in 13 games (3 starts) for the Knights, tallying 118 rushes for 796 yards (6.75 avg.) with five touchdowns... Registered 151 yards on 17 carries vs. Memphis (11/5).

2021: Harvey missed the season after suffering an injury in preseason camp.

2020: Harvey played in three games for UCF in his first season with the Knights, recording three carries for three rushing yards... Made collegiate debut at ECU (9/26).

2019: Harvey spent his true freshman season at Virginia, earning a redshirt at quarterback.

HIGH SCHOOL: Harvey attended Edgewater High School in Orlando, Fla., and accounted for 48 total touchdowns as a senior in 2018, including 25 rushing touchdowns and 23 passing touchdowns... Passed for 1,787 yards and ran for 1,376 yards as a senior... Led Edgewater to a 21-5 record as its starting quarterback, and helped the team to a state semifinal appearance in 2018.

PERSONAL: Harvey earned his bachelor's degree in interdisciplinary studies from the University of Central Florida... RJ Harvey was born on February 4, 2001, in Orlando, Fla.

Transactions



UPDATED PLAYER BIOS



Signed by Denver as a draft choice 7/18/25.

RJ Harvey's NFL Regular Season Rushing/Receiving Statistics

DATE	TEAM	RUSHING							RECEIVING				
		GP	GS	NO.	YDS.	AVG.	LG	TD	NO.	YDS.	AVG.	LG	TD
2025	DEN	2	0	11	78	7.1	50	0	2	15	7.5	16	0
NFL TOTALS		2	0	11	78	7.1	50	0	2	15	7.5	16	0

RJ Harvey's NFL Regular Season Return Statistics

DATE	TEAM	KICKOFF RETURNS					PUNT RETURNS					
		RET.	YDS.	AVG.	LG	TD	NO.	FC	YDS.	AVG.	LG	TD
2025	DEN	3	70	23.3	28	0	0	0	0	0.0	0	0
NFL TOTALS		3	70	23.3	28	0	0	0	0	0.0	0	0


SINGLE-GAME HIGHS: RUSHING/RECEIVING

Rush Attempts	6 vs. Tennessee Titans, Sep 07, 2025 5 at Indianapolis Colts, Sep 14, 2025	Kickoff Returns	3 at Indianapolis Colts, Sep 14, 2025
Rushing Yards	70 vs. Tennessee Titans, Sep 07, 2025 8 at Indianapolis Colts, Sep 14, 2025	Kickoff Return Yards	70 at Indianapolis Colts, Sep 14, 2025
Longest Runs	50 vs. Tennessee Titans, Sep 07, 2025 8 vs. Tennessee Titans, Sep 07, 2025 5 vs. Tennessee Titans, Sep 07, 2025 3 at Indianapolis Colts, Sep 14, 2025 3 at Indianapolis Colts, Sep 14, 2025 ...1 more at 3.	Longest Kickoff Return	28 at Indianapolis Colts, Sep 14, 2025 22 at Indianapolis Colts, Sep 14, 2025 20 at Indianapolis Colts, Sep 14, 2025
Longest Receptions	16 at Indianapolis Colts, Sep 14, 2025	Kickoff Return Average	23.3 at Indianapolis Colts, Sep 14, 2025
All-Purpose Yards	94 at Indianapolis Colts, Sep 14, 2025 69 vs. Tennessee Titans, Sep 07, 2025	Scrimmage Yards	69 vs. Tennessee Titans, Sep 07, 2025 24 at Indianapolis Colts, Sep 14, 2025

2025 GAME-BY-GAME REGULAR-SEASON STATISTICS (DEN)

DATE	OPPONENT	P/S	RUSHING					RECEIVING					W/L	SCORE
			NO.	YDS.	AVG.	LG	TD	NO.	YDS.	AVG.	LG	TD		
09/07	TEN	P	6	70	11.7	50	0	1	-1	-1.0	-1	0	W	20-12
09/14	at IND	P	5	8	1.6	3	0	1	16	16.0	16	0	L	28-29
2025 TOTALS		2-0	11	78	7.1	50	0	2	15	7.5	16	0	1-1	





9 S



TALANOA
HUFANGA

HEIGHT/WEIGHT: 6-0 / 200

COLLEGE: Southern California

BIRTHDAY: Feb. 1, 2000

BORN: Corvallis, Ore.

NFL EXPERIENCE: 5th YR

BRONCOS EXPERIENCE: 1st YR

GP/GS: 51/39

ACQUIRED: UFA (S.F.)-'25

AT A GLANCE

- 🐾 *A fifth-year safety who has appeared in 51 regular-season games (39 starts) with San Francisco (2021-24) and Denver (2025), recording 234 tackles (159 solo), two sacks (12 yds.), seven interceptions (109 yds., 1 TD), 14 passes defended and three forced fumbles.*
- 🐾 *In five postseason games (3 starts), has recorded 17 tackles (9 solo) and one pass defended, helping San Francisco to three consecutive NFC Championship Game appearances (2021-23) and a berth in Super Bowl LVIII.*
- 🐾 *His seven interceptions are the fifth most among defensive players in the 2021 draft class, and is 1-of-5 players in that draft class to total at least 200 tackles, seven interceptions and 14 passes defended.*
- 🐾 *Started 10 games for San Francisco in 2023, registering 51 tackles (39 solo), three interceptions (48 yds.) and three passes defended.*
- 🐾 *Named a Pro Bowler and first-team All-Pro by the Associated Press in 2022, starting all 17 games and totaling 95 tackles (65 solo), two sacks (12 yds.), four interceptions (61 yds., 1 TD), nine passes defended and two forced fumbles.*
- 🐾 *In 2021, appeared in 15 games (3 starts) as a rookie for San Francisco and recorded 30 tackles (23 solo) along with two passes defended.*
- 🐾 *Started 21-of-24 games at Southern California (2018-20), recording 203 tackles, 6.5 sacks, 16.5 tackles for loss, four interceptions, 12 passes defended and four forced fumbles.*
- 🐾 *Was named the 2020 Pac-12 Defensive Player of the Year and first-team All-American as a junior in 2020 at Southern California.*
- 🐾 *Selected by the 49ers in the fifth round (180th overall) of the 2021 NFL Draft.*
- 🐾 *Signed by Denver as an unrestricted free agent on March 13, 2025.*

2025: Hufanga posted a team-high 10 tackles (7 solo) in his Broncos debut while recording his third career forced fumble (recovered by S Brandon Jones) vs. Ten. (9/7)... His nine tackles in the first half were the most by a Broncos' defensive back in a half since S Brandon Jones' nine takedowns in the first half vs. LAC (10/13/24)... Posted 10 tackles (5 solo) at Ind. (9/14), marking the first time in his career with double-digit tackles in back-to-back games.

2024: Hufanga started all seven games played with San Francisco, totaling 38 tackles (20 solo)... Inactive for three of first five games before being placed on Injured Reserve (wrist) on Oct. 9... Activated from Injured Reserve on Dec. 7 and started final five games... Recorded eight tackles (2 solo) vs. LAR (12/12).

2023: Hufanga started 10 games for San Francisco, registering 51 tackles (39 solo), three interceptions (48 yds.) and three passes defended... Totaled five tackles (5 solo) and one interception (28 yds.) of QB Kenny Pickett at Pit. (9/10)... Notched one solo tackle and picked off QB Daniel Jones (8 yds.) vs. NYG (9/21)... Recorded seven tackles (5 solo) and one interception (12 yds.) of QB Trevor Lawrence at Jax. (11/12).

2022: Hufanga earned first-team All-Pro and Pro Bowl honors for the first time in his career after starting all 17 games with San Francisco and totaling 95 tackles (65 solo), two sacks (12 yds.), four interceptions (61 yds., 1 TD), nine passes defended and two forced fumbles... In the season opener, notched a career-high 11 tackles (9 solo) and one interception (6 yds.) of QB Justin Fields at Chi. (9/11)... Tallied four tackles (3 solo) and a 52-yd. pick-six off of QB Matthew Stafford vs. LAR (10/3), his first career interception return touchdown... Recorded five tackles (2 solo) and one sack (1 yd.)—marking his first career quarterback takedown—at Car. (10/9)... Registered four tackles (2 solo) and one interception (2 yds.) of QB Patrick Mahomes vs. K.C. (10/23)... Became the first 49er to record three or more interceptions through the first seven games of a season since 2019 (CB Richard Sherman)... Tallied two tackles (1 solo) and intercepted QB Justin Herbert (6 yds.) vs. LAC (11/13), marking his fourth interception of the season... Became the first 49er to record four or more interceptions in a season since 2014 (CB Perrish Cox – 5 INTs), while tying for the most interceptions by a member of the 2021 draft class in 2022... Led the team with nine tackles (6 solo) and his first-career forced fumble vs. N.O. (11/27)... Recorded four tackles (3 solo) and an 11-yard strip sack of QB Geno Smith at Sea. (12/15)... In the postseason, started three games and recorded 16 tackles (9 solo) and one pass defended... Also named PFWA All-NFL Team, PFWA All-NFC Team and Polynesian Pro Football Defensive Player of the Year.

2021: Hufanga appeared in 15 games (3 starts) as a rookie for San Francisco, recording 30 tackles (23 solo) and two passes defended... Made his NFL debut at Det. (9/12)... Made first career start and tallied five tackles (4 solo) at Chi. (10/31)... In the postseason, recorded one



UPDATED PLAYER BIOS



tackle and returned one blocked punt for a touchdown (6 yds)... Recovered a punt blocked by DL Jordan Willis and returned it six yards for a touchdown at G.B. (1/22) in the NFC Divisional Playoff... Marked the postseason first blocked punt returned for a touchdown in 49ers franchise history.

COLLEGE: Hufanga appeared in 24 games (21 starts) in three years at the University of Southern California (2018-20), totaling 203 tackles, 6.5 sacks, 16.5 tackles for loss, four interceptions, 12 passes defensed and four forced fumbles... Was named 2020 Pac-12 Defensive Player of the Year as a junior after leading the Trojans with 62 tackles, four interceptions (90 yds.) and two forced fumbles while also adding three sacks and 5.5 tackles for loss in the shortened six-game season... Ranked second nationally in interceptions (4)... Became the first Trojan since 1996 to record an interception in four consecutive games (Arizona, Utah, Washington State, UCLA)... Was also named AP Pac-12 Defensive Player of the Year, AP first-team All-American, first-team All-Pac-12 and the 2020 Polynesian Co-College Player of the Year... Started 10 games as a sophomore in 2019 and earned third-team All-Pac-12 honors after recording 90 tackles, 3.5 sacks (28 yds.), 7.5 tackles for loss, three passes defensed and two forced fumbles... Played in eight games (5 starts) as a freshman in 2018, seeing action on defense and special teams and recording 51 tackles, 3.5 tackles for loss and four passes defensed.

PERSONAL: Hufanga attended Crescent Valley (Corvallis, Ore.) High School where he was named the Polynesian High School National Player of the Year after recording 44 tackles, seven tackles for loss, four interceptions, one forced fumble and one fumble recovery as a senior in 2017... On offense, registered 35 receptions for 696 yds. with 11 touchdowns and 39 carries for 490 yds. with seven touchdowns... Cousins with Chargers outside linebacker Tuli Tuipulotu... Talanoa Hufanga (pronounced tal-uh-NOE-uh who-FAWN-guh) was born on February 1, 2000, in Corvallis, Ore.

Transactions

Signed by San Francisco as a draft choice 5/13/21; Signed by Denver as an unrestricted free agent 3/13/25.

Talanoa Hufanga's NFL Regular Season Defensive Statistics

DATE	TEAM	GP	GS	TACKLES								INTERCEPTIONS					O. FUMB				ST				MISC			
				TK	S	A	TFL	YDS	SK	YDS	QBH	NO	YDS	LG	TD	PD	FF	FR	TD	YDS	TK	S	A	FF	FR	S	A	
2021	SF	15	3	30	23	7	1	2	0.0	0.0	1	0	0	0	2	0	0	0	0	0	0	2	1	1	0	0	0	0
2022	SF	17	17	95	65	30	5	12	2.0	12.0	3	4	61	52t	1	9	2	0	0	0	0	2	1	1	0	0	0	0
2023	SF	10	10	51	39	12	1	5	0.0	0.0	2	3	48	28	0	3	0	0	0	0	0	1	0	1	0	0	0	0
2024	SF	7	7	38	20	18	2	3	0.0	0.0	0	0	0	0	0	0	0	0	0	0	0	0	0	0	0	0	0	0
2025	DEN	2	2	21	12	9	0	0	0.0	0.0	0	0	0	0	0	0	1	0	0	0	0	0	0	0	0	0	0	0
NFL TOTALS		51	39	235	159	76	9	22	2.0	12.0	6	7	109	52T	1	14	3	0	0	0	0	5	2	3	0	0	0	0

Talanoa Hufanga's NFL Postseason Defensive Statistics

DATE	TEAM	GP	GS	TACKLES								INTERCEPTIONS					O. FUMB				ST				MISC			
				TK	S	A	TFL	YDS	SK	YDS	QBH	NO	YDS	LG	TD	PD	FF	FR	TD	YDS	TK	S	A	FF	FR	S	A	
2021	SF	2	0	1	0	1	0	0	0.0	0.0	0	0	0	0	0	0	0	0	0	0	0	0	0	0	0	0	0	0
2022	SF	3	3	16	9	7	0	0	0.0	0.0	0	0	0	0	1	0	0	0	0	0	0	0	0	0	0	0	0	0
2023	SF	0	0	0	0	0	0	0	0.0	0.0	0	0	0	0	0	0	0	0	0	0	0	0	0	0	0	0	0	0
NFL TOTALS		5	3	17	9	8	0	0	0.0	0.0	0	0	0	0	1	0	0	0	0	0	0	0	0	0	0	0	0	0


SINGLE-GAME HIGHS: DEFENSIVE

- Total Tackles** 11 vs. Tennessee Titans, Sep 07, 2025
...1 more at 11.
- Solo Tackles** 9 at Chicago Bears, Sep 11, 2022
- Passes Defensed** 1 vs. Minnesota Vikings, Nov 28, 2021
...1 more at 1.
- Forced Fumbles** 1 vs. Tennessee Titans, Sep 07, 2025
...2 more at 1.
- Tackles For Loss** 1 at Chicago Bears, Oct 31, 2021
- Special Teams Tackles** 1 vs. Seattle Seahawks, Oct 03, 2021
...1 more at 1.

SINGLE-GAME HIGHS - POSTSEASON: DEFENSIVE

- Total Tackles** 1 at Los Angeles Rams, Jan 30, 2022





94 DL



JORDAN JACKSON

HEIGHT/WEIGHT: 6-5 / 285

COLLEGE: Air Force

BIRTHDAY: Jan. 30, 1998

BORN: Jacksonville, Fla.

NFL EXPERIENCE: 2nd YR

BRONCOS EXPERIENCE: 2nd YR

GP/GS: 19/0

ACQUIRED: FA-'23

AT A GLANCE

- A second-year defensive lineman who has appeared in 19 regular-season games for the Broncos in 2024-25, tallying 19 tackles (5 solo), one sack (5 yds.) and one forced fumble.
- Played in one postseason contest with the Broncos (2024), making three tackles (2 solo).
- Played in 49 games (37 starts) at Air Force (2017-21), totaling 140 tackles (73 solo), 15.5 sacks (137 yds.), 29.5 tackles for loss, two forced fumbles and six passes defended.
- Left Air Force ranking second in program history in sack yardage.
- Started all 13 games in 2021, producing 41 tackles (24 solo), a career-high 7.5 sacks, one pass defended and a forced fumble to earn second-team All-Mountain West Conference honors.
- Played in 13 games (12 starts) in 2019, notching 38 tackles (16 solo), 3.5 sacks (26 yds.), two passes defended and four quarterback hurries and earning All-Mountain West Honorable Mention honors.
- Named second-team All-Mountain West after starting all 12 games in 2018, recording 54 tackles (27 solo), 4.5 sacks and 12.5 tackles for loss.
- Signed by Denver as a free agent on Jan. 10, 2023.
- Entered the NFL as a sixth-round draft choice (194th overall) by New Orleans in 2022.

2024: Jackson appeared in 17 games for Denver, totaling 17 tackles (4 solo), one sack (5 yds.) and one forced fumble... Made his NFL debut at Sea. (9/8), appearing on defense and special teams... Recorded first two career tackles vs. Pit. (9/15)... Totaled three tackles (1 solo) at T.B. (9/22)... Nabbed two tackles (1 solo) at K.C. (11/10)... Recorded first-career quarterback hit at L.V. (11/24)... Talled two tackles (2 solo), including his first career sack (5 yds.) and first career forced fumble vs. K.C. (1/5)... Played in his first career playoff game and recorded three tackles (2 solo) at Buf. (1/12) in the AFC Wild Card Playoff.

2023: Jackson spent the season competing on the Broncos' practice squad.

2022: Spent the year competing on the Saints' practice squad.

COLLEGE: Jackson played in 49 games (37 starts) at Air Force (2017-21), totaling 140 tackles (73 solo), 15.5 sacks (137 yds.), 29.5 tackles for loss, two forced fumbles and six passes defended... Left Air Force ranking second in program history in sack yardage... Started all 13 games in 2021, producing 41 tackles (24 solo), a career-high 7.5 sacks, one pass defended and a forced fumble to earn second-team All-Mountain West Conference honors... Played in 13 games (12 starts) in 2019, notching 38 tackles (16 solo), 3.5 sacks (26 yds.), two passes defended and four quarterback hurries... Was named All-Mountain West honorable mention in 2019... Named second-team All-Mountain West after starting all 12 games in 2018, recording 54 tackles (27 solo), 4.5 sacks and 12.5 tackles for loss.

PERSONAL: Jackson prepped at The Bolles School in Jacksonville, Fla... Was named a two-time All-City selection and earned All-State honorable mention as a senior... Also lettered in wrestling and weightlifting... Jordan Jackson was born on Jan. 30, 1998, in Jacksonville, Fla.

Transactions

Signed by New Orleans as a draft choice May 13, 2022; Waived by New Orleans 8/30/22; Signed by New Orleans (practice squad) 8/31/22; Signed by Denver 1/10/23; Waived by Denver (8/29/23); Signed by Denver (practice squad) 8/31/23; Signed by Denver 1/9/24.



UPDATED PLAYER BIOS



Jordan Jackson's NFL Regular Season Defensive Statistics

DATE	TEAM	GP	GS	TACKLES								INTERCEPTIONS					O. FUMB				ST				MISC					
				TK	S	A	TFL	YDS	SK	YDS	QBH	NO	YDS	LG	TD	PD	FF	FR	TD	YDS	TK	S	A	FF	FR	S	A			
2022	NO	0	0	0	0	0	0	0	0	0.0	0.0	0	0	0	0	0	0	0	0	0	0	0	0	0	0	0	0	0	0	0
2023	DEN	0	0	0	0	0	0	0	0	0.0	0.0	0	0	0	0	0	0	0	0	0	0	0	0	0	0	0	0	0	0	
2024	DEN	17	0	17	4	13	1	5	1.0	5.0	2	0	0	0	0	0	1	0	0	0	0	0	0	0	0	0	0	0		
2025	DEN	2	0	2	1	1	0	0	0.0	0.0	0	0	0	0	0	0	0	0	0	0	0	0	0	0	0	0	0	0		
NFL TOTALS		19	0	19	5	14	1	5	1.0	5.0	2	0	0	0	0	0	1	0	0	0	0	0	0	0	0	0	0	0		

Jordan Jackson's NFL Postseason Defensive Statistics

DATE	TEAM	GP	GS	TACKLES								INTERCEPTIONS					O. FUMB				ST				MISC			
				TK	S	A	TFL	YDS	SK	YDS	QBH	NO	YDS	LG	TD	PD	FF	FR	TD	YDS	TK	S	A	FF	FR	S	A	
2024	DEN	1	0	3	2	1	0	0	0.0	0.0	0	0	0	0	0	0	0	0	0	0	0	0	0	0	0	0	0	0
NFL TOTALS		1	0	3	2	1	0	0	0.0	0.0	0	0	0	0	0	0	0	0	0	0	0	0	0	0	0	0	0	

SINGLE-GAME HIGHS: DEFENSIVE

Total Tackles 3 at Tampa Bay Buccaneers, Sep 22, 2024
Solo Tackles 2 vs. Kansas City Chiefs, Jan 05, 2025
Sacks 1.0 vs. Kansas City Chiefs, Jan 05, 2025

Forced Fumbles 1 vs. Kansas City Chiefs, Jan 05, 2025
Tackles For Loss 1 vs. Kansas City Chiefs, Jan 05, 2025

SINGLE-GAME HIGHS - POSTSEASON: DEFENSIVE


Total Tackles 3 at Buffalo Bills, Jan 12, 2025

Solo Tackles 2 at Buffalo Bills, Jan 12, 2025

2025 GAME-BY-GAME REGULAR-SEASON STATISTICS (DEN)

DATE	OPPONENT	P/S	TACKLES								INTERCEPTIONS					O. FUMB				ST				MISC		W/L	SCORE										
			TK	S	A	SK	YDS	TFL	YDS	QBH	NO	YDS	LG	TD	PD	FF	FR	TD	YDS	TK	S	A	FF	FR	S			A									
09/07	TEN	P	1	0	1	0.0	0.0	0	0	0	0	0	0	0	0	0	0	0	0	0	0	0	0	0	0	0	0	0	0	0	0	0	0	0	0	W	20-12
09/14	at IND	P	1	1	0	0.0	0.0	0	0	0	0	0	0	0	0	0	0	0	0	0	0	0	0	0	0	0	0	0	0	0	0	0	0	0	0	L	28-29
2025 TOTALS		2-0	2	1	1	0.0	0.0	0	0	0	0	0	0	0	0	0	0	0	0	0	0	0	0	0	0	0	0	0	0	0	0	0	0	1-1			





22 S



BRANDON JONES

HEIGHT/WEIGHT: 6-1/190

COLLEGE: Texas

BIRTHDAY: Apr. 2, 1998

BORN: Nacogdoches, Texas

NFL EXPERIENCE: 6th YR

BRONCOS EXPERIENCE: 2nd YR

GP/GS: 71/47

ACQUIRED: UFA (Mia.)-'24

AT A GLANCE

- A sixth-year safety who has appeared in 71 career regular-season games (47 starts) and two postseason contests (2 starts) for the Dolphins (2020-23) and Broncos (2024-25), recording 359 tackles (231 solo), eight sacks (78.0 yds.), six interceptions (122.0 yds.), 20 passes defended, five forced fumbles, five fumble recoveries and eight special-teams stops.
- Has appeared in two postseason games (2 starts) with the Dolphins (2023) and Broncos (2024), recording 15 tackles (9 solo), one quarterback hit and one forced fumble.
- Led the Broncos with a career-high 115 tackles (79 solo) and recorded a career-high three interceptions (74 yds.) in his first season in Denver in 2024.
- Made 16 appearances (6 starts) in 2023, totaling 46 tackles (35 solo), two interceptions (40 yds.), four passes defended, one forced fumble and one fumble recovery.
- Started all seven games played, recording 49 tackles (26 solo), two sacks (30 yds.), three passes defended and one forced fumble in 2022.
- In 2021, produced a career highs with 76 tackles (45 solo) and five sacks (39 yds.) along with one interception (8 yds.), one pass defended, one forced fumble and two fumble recoveries in 15 games (13 starts).
- Played in all 16 games (4 starts) as a rookie in 2020, recording totals of 59 tackles (40 solo), one sack (9 yds.), one pass defended and one forced fumble.
- Appeared in 47 games (35 starts) at the University of Texas, recording 233 tackles (175 solo), one sack (7 yds.), four interceptions (33 yds.), 11 passes defended, two forced fumbles and two fumble recoveries.
- Earned honorable mention All-Big 12 as a junior in 2018 after starting 10 games and totaling 70 tackles (48 solo), two interceptions (26 yds.), three passes defended and two fumble recoveries.
- Attended Nacogdoches (Texas) High School, where he was an All-American as well as two-time all-state and all-district honoree.
- Signed by Denver as an unrestricted free agent on March 13, 2024
- Selected in the third-round (70th overall) of the 2020 NFL Draft by Miami.

2025: Jones totaled seven tackles (3 solo) while jumping on a loose fumble (forced by S Talanoa Hufanga) for his fifth-career fumble recovery in the win vs. Ten. (9/7)... Has recorded at least one fumble in each of the last three seasons... Added another seven tackle performance (3 solo) while tallying a pass defended at Ind. (9/14).

2024: Jones appeared in 16 games (15 starts) for Denver, tallying a team-high 115 tackles (79 solo), a career-high three interceptions (74.0 yds.), 10 passes defended, one forced fumble and one fumble recovery... Started his Broncos debut at Sea. (9/8), tallying six tackles (4 solo)... Recorded seven tackles vs. Pit. (9/15)... Recorded his first interception and fumble recovery as a Bronco at T.B. (9/22), picking off Buccaneers QB Baker Mayfield and returning it for 37 yards to set up the offense inside the 10-yard line in the first quarter... Also recorded his first fumble recovery in the game (forced by CB Riley Moss), returning it 34 yards late in the fourth quarter to help secure the victory... Tallied five tackles (3 solo), one pass defended and forced one fumble (recovered by CB Riley Moss) on the Jets' first possession of the game at NYJ (9/29)... Recorded eight tackles (3 solo) vs. L.V. (10/6)... Led the team with 12 tackles (11 solo) and one pass defended vs. LAC (10/13)... Recorded a team-high 12 tackles (7 solo) vs. Car. (10/27)... Tallied a team-high nine tackles (7 solo) at K.C. (11/10)... Registered his second interception of the season by picking off Raiders QB Gardner Minshew and returning it 37 yds. to set up a Denver touchdown at L.V. (11/24)... Nabbed his third interception of the year, marking a new career high, off of Colts QB Anthony Richardson while adding a team-high nine tackles (8 solo) and three passes defended vs. Ind. (12/15)... Recorded 10 tackles (7 solo) at LAC, becoming the first Broncos safety since PFHOF S Steve Atwater in 1995 to record at least 100 tackles and three interceptions in a season... Tallied a single-game career high 13 tackles (9 solo) at Cin. (12/28)... Started and recorded seven tackles (5 solo) in postseason contest at Buf. (1/12) in the AFC Wild Card Playoff.

2023: Jones made 16 appearances (6 starts), totaling 46 tackles (35 solo), a career-high two interceptions (40 yds.), four passes defended, one forced fumble and one fumble recovery... Recorded seven tackles (4 solo) and broke up one pass vs. N.E. (10/29)... Made five tackles (4 solo) at Was. (12/3)... Registered seven tackles (5 solo), one forced fumble and one pass defended vs. Ten. (12/11)... Notched a career-high with two interceptions (40 yds.) along with five solo tackles and two passes defended vs. NYJ (12/17)... Tallied nine tackles (7 solo) and one





fumble recovery vs. Dal. (12/24)... Had eight tackles (6 solo) vs. Buf. (1/7)... Appeared in his first postseason game, starting at K.C. (1/13) and finishing with eight tackles (4 solo) and one forced fumble.

2022: Jones started all seven games played, recording 49 tackles (26 solo), two sacks (30 yds.), three passes defended and one forced fumble... Placed on injured reserve (knee) on Oct 25... Started the season with a career-high 11 tackles (6 solo) along with one sack (13 yds.), one forced fumble and one pass defended vs. N.E. (9/11)... Broke up one pass and totaled nine tackles (6 solo) vs. Buf. (9/25)... Notched his second sack of the season for a 17-yard loss along with nine tackles (5 solo) at NYJ (10/9)... Totaled six tackles (3 solo) and one pass defended vs. Min. (10/16)... Had seven tackles (2 solo) vs. Pit. (10/23).

2021: Jones produced a career highs with 76 tackles (45 solo) and five sacks (39 yds.) along with one interception (8 yds.), one pass defended, one forced fumble and two fumble recoveries in 15 games (13 starts)... Recovered one fumble and logged six tackles (5 solo) vs. Buf. (9/19)... Recorded a career-high two sacks (22 yds.) along with six tackles (4 solo) at L.V. (9/16)... Made six tackles (3 solo) and recovered one fumble vs. Hou. (11/7)... Finished with seven tackles (6 solo) vs. Bal. (11/11)... Recorded his first of three consecutive games with a sack at NYJ (11/21), bringing down Jets QB Joe Flacco for a six-yard loss on top of forcing one fumble and totaling six tackles (2 solo)... Had an eight-yard sack along with six tackles (4 solo) vs. NYJ (12/19)... Intercepted his first career pass—returning it eight yards—and registered six tackles (2 solo), including a three-yard sack, at N.O. (12/27)... Made eight tackles (4 solo) vs. N.E. (1/9).

2020: Jones played in all 16 games (4 starts) with Miami as a rookie after being drafted by the team in the third round (70th overall) in the 2020 NFL Draft... Recorded totals of 59 tackles (40 solo), one sack (9 yds.), one pass defended and one forced fumble... Made his first career start in Week 1 at N.E. (9/13), totaling nine tackles (7 solo)... Recorded his first career pass defended and also notched three solo tackles vs. NYJ (10/18)... Made eight tackles (4 solo) vs. K.C. (12/13)... Forced his first career fumble and also made six tackles (4 solo) vs. N.E. (12/20).

COLLEGE: Jones appeared in 47 games (35 starts) at the University of Texas, recording 233 tackles (175 solo), one sack (7 yds.), four interceptions (33 yds.), 11 passes defended, two forced fumbles and two fumble recoveries... Also returned three kickoffs for 55 yards (18.3 avg.) and 14 punts for 161 yards (11.5 avg.)... Started all 13 games in 2019, logging 86 tackles (64 solo), one sack (7 yds.), two interceptions (7 yds.), six passes defended, one forced fumble and one fumble recovery... Earned honorable mention All-Big 12 as a junior in 2018 after starting 10 games and totaling 70 tackles (48 solo), two interceptions (26 yds.), three passes defended and two fumble recoveries... Produced 61 tackles (51 solo), two passes defended and one forced fumble in 12 games (12 starts) in 2017.

PERSONAL: Jones attended Nacogdoches (Texas) High School, where he was an All-American as well as two-time all-state and all-district honoree... Was named Defensive Player of the Year in Texas and to the All-USA Texas First Team by USA Today in 2015... recorded 124 tackles, 16 tackles for loss and two interceptions as well as eight touchdowns between offense and special teams as a senior in 2015... Also earned first-team all-state and all-district honors as a senior... Registered 30 tackles and two forced fumble as a junior... Tabbed first-team all-district and honorable mention all-state in 2013 after totaling 95 tackles, five interceptions (1 TD) and 13 passes defended... Also competed in track and field in the 100m, 4x100m and 4x200m... Brandon Jones was born on April 2, 1998, in Nacogdoches, Texas.

Transactions

Signed by Miami as a draft pick 5/13/20; Signed by Denver 3/13/24.


Brandon Jones' NFL Regular Season Defensive Statistics

DATE	TEAM	GP	GS	TACKLES							INTERCEPTIONS					O. FUMB				ST				MISC			
				TK	S	A	TFL	YDS	SK	YDS	QBH	NO	YDS	LG	TD	PD	FF	FR	TD	YDS	TK	S	A	FF	FR	S	A
2020	MIA	15	4	59	40	19	3	14	1.0	9.0	1	0	0	0	0	1	1	0	0	0	3	1	2	0	0	0	0
2021	MIA	15	13	76	45	31	6	34	5.0	39.0	10	1	8	8	0	1	1	2	0	3	3	3	0	0	0	0	0
2022	MIA	7	7	49	26	23	1	17	2.0	30.0	2	0	0	0	0	3	1	0	0	0	0	0	0	0	0	0	0
2023	MIA	16	6	46	35	11	2	5	0.0	0.0	1	2	40	40	0	4	1	1	0	0	2	1	1	0	0	0	0
2024	DEN	16	15	115	79	36	2	7	0.0	0.0	1	3	74	37	0	10	1	1	0	34	0	0	0	0	0	0	0
2025	DEN	2	2	14	5	9	0	0	0.0	0.0	0	0	0	0	0	1	0	1	0	0	0	0	0	0	0	0	0
NFL TOTALS		71	47	359	230	129	14	77	8.0	78.0	15	6	122	40	0	20	5	5	0	37	8	5	3	0	0	0	0

Brandon Jones' NFL Postseason Defensive Statistics

DATE	TEAM	GP	GS	TACKLES							INTERCEPTIONS					O. FUMB				ST				MISC			
				TK	S	A	TFL	YDS	SK	YDS	QBH	NO	YDS	LG	TD	PD	FF	FR	TD	YDS	TK	S	A	FF	FR	S	A
2022	MIA	0	0	0	0	0	0	0	0.0	0.0	0	0	0	0	0	0	0	0	0	0	0	0	0	0	0	0	0
2023	MIA	1	1	8	4	4	0	0	0.0	0.0	1	0	0	0	0	0	1	0	0	0	0	0	0	0	0	0	0
2024	DEN	1	1	7	5	2	0	0	0.0	0.0	0	0	0	0	0	0	0	0	0	0	0	0	0	0	0	0	0
NFL TOTALS		2	2	15	9	6	0	0	0.0	0.0	1	0	0	0	0	0	1	0	0	0	0	0	0	0	0	0	0





93 DT



D.J. JONES

HEIGHT/WEIGHT: 6-0 / 305

COLLEGE: Mississippi

BIRTHDAY: Jan. 19, 1995

BORN: Greenville, S.C.

NFL EXPERIENCE: 9th YR

BRONCOS EXPERIENCE: 4th YR

GP/GS: 111/96

ACQUIRED: UFA (S.F.)-'22

AT A GLANCE

- 👉 A ninth-year defensive tackle who has appeared in 111 career regular-season games (96 starts) and four postseason contests (3 starts) with San Francisco (2017-21) and Denver (2022-25).
- 👉 Totaled 250 tackles (167 solo), 12.0 sacks (93.5 yds.), 12 passes defended, six forced fumbles and three fumble recoveries in the regular season while contributing 15 tackles (9 solo) and two sacks (16 yds.) in the postseason during his career.
- 👉 Started all 17 games for the Broncos in 2024, tallying 42 tackles (21 solo), one sack (3.5 yds.), three passes defended and one fumble recovery with the team.
- 👉 Finished his second season in Denver with 46 tackles (30 solo), two sacks (23 yds.), three forced fumbles and two fumble recoveries in 16 starts in 2023.
- 👉 Became the first Broncos defensive tackle since at least 1994 to record at least three forced fumbles in a single season with his three forced fumbles in 2023.
- 👉 Tallied eight tackles (four solo) and one sack (13 yds.) in three postseason contests.
- 👉 Started all 15 games he appeared in with the Broncos during the 2022 season, posting 34 tackles (22 solo), two sacks (14 yds.) and a career-high six passes defended.
- 👉 Started all 17 games for the 49ers in 2021, posting a career-high 56 tackles (40 solo), two sacks (20 yds.), one pass defended and career-high two forced fumbles.
- 👉 Opened all 14 games in 2020, nabbing 20 tackles (14 solo), career-high three sacks (16 yds.) and one pass defended.
- 👉 Registered 23 tackles (19 solo), two sacks (17 yds.), and one forced fumble in 11 games played (all starts) in 2019.
- 👉 Played 10 games (4 starts) in 2018, collecting 17 tackles (11 solo).
- 👉 Appeared in nine games during his rookie season (2017) and totaled 10 tackles (8 solo) and one pass defended for San Francisco.
- 👉 Started 15-of-25 games played at the University of Mississippi (2015-16), registering 70 tackles (34 solo), six sacks (33 yds.), one interception, one forced fumble and one fumble recovery.
- 👉 Signed by the Broncos as an unrestricted free agent (S.F.) on March 16, 2022.
- 👉 Selected by the 49ers in the sixth round (198th overall) of the 2017 NFL Draft.

2024: Jones started all 17 contests for Denver, tallying 42 tackles (21 solo), one sack (3.5 yds.), three quarterback hits, three passes defended and a fumble recovery... Recorded four tackles (2 solo), including one tackle for loss, vs. L.V. (10/6)... Nabbed three tackles (1 solo), a half sack for 1.5 yds. (split with DE Eyioma Uwazurike) and one pass defended at L.V. (11/24)... Totaled four tackles (2 solo) and one pass defended vs. Cle. (12/2)... Collected three tackles (1 solo) and a fumble recovery (forced by S.P.J. Locke) in the third quarter vs. Ind. (12/15)... In the postseason, recorded seven tackles (5 solo) and one sack (3 yds.) at Buf. (1/12) in the AFC Wild Card Playoff.

2023: Jones finished his second season in Denver with 46 tackles (30 solo), two sacks (23 yds.), three forced fumbles and two fumble recoveries in 16 starts... Jones became the first Broncos defensive tackle since at least 1994 to record at least three forced fumbles in a single season... Tallied three tackles (2 solo) in the season opener vs. L.V. (9/10)... Made four unassisted tackles and had one quarterback hit in the comeback win at Chi. (10/1)... Had three tackles, including one tackle for loss, in the win vs. G.B. (10/22)... Forced one fumble and made three tackles (2 solo) in the win vs. Min. (11/19)... Recovered his first career fumble to help set up a touchdown drive and also made one assisted tackle in the win vs. Cle. (11/26)... Made five tackles (3 solo), including one tackle for loss, at Hou. (12/3)... Recorded his 10th career sack (7 yds.) on Lions QB Jared Goff at Det. (12/16) and also made four tackles (3 solo) in the game... Forced a strip sack on Patriots QB Bailey Zappe and recovered the ball while also making four tackles (2 solo) vs. N.E. (12/24)... Recorded four tackles (3 solo) at L.V. (1/7).

2022: Jones started all 15 games he appeared in, posting 34 tackles (22 solo), two sacks (14 yds.) and a career-high six passes defended... His six passes defended are the most by a Denver defensive tackle in a single season since former Broncos DT Malik Jackson (7) in 2015... Produced four tackles (3 solo) and a pass defended in his Broncos debut at Sea. (9/12)... Posted his first sack (8 yds.) with Denver along with three tackles (2 solo) and a pass defended at L.V. (10/2)... Tallied a sack in back-to-back games for the first time in his career after bringing down Colts QB Matt Ryan and also made five tackles (4 solo) vs. Ind. (10/6)... Batted a pass down from Titans QB Ryan Tannehill and made three tackles (2 solo) at Ten. (11/13)... Had a pass defended and an assisted tackle vs. L.V. (11/20)... Produced his sixth pass defended of the season and had two tackles (1 solo) vs. Ari. (12/18).



UPDATED PLAYER BIOS



2021: Jones started all 17 regular-season games played for San Francisco, totaling a career-high 56 tackles (40 solo), two sacks (20 yds.), one pass defended and career-high two forced fumbles... Tallied one forced fumble and had three tackles (2 solo) vs. Sea. (10/3)... Recorded one sack (14 yds.) and added four solo tackles at Ari. (10/10)... Posted a career-high eight tackles (4 solo) vs. Ari. (11/15)... Nabbed seven solo tackles and his second forced fumble of the season at Sea. (12/5)... Collected one sack (6 yds.) and one pass defended in the season finale at LAR (1/9)... Started all three of San Francisco's postseason contests, tallying eight tackles (4 solo) and one sack (13 yds.)... Had one sack (13 yds.) in the NFC Wild Card Game at Dal. (1/16)... Added four tackles (2 solo) in the divisional round at G.B. (1/22)... Posted three tackles (1 solo) in the NFC Championship Game at LAR (1/30).

2020: Jones tallied 20 tackles (14 solo), career-high three sacks (16 yds.) and one pass defended while starting all 14 games played... Posted one sack (1 yd.) and one pass defended vs. Ari. (9/13)... Collected one sack (7 yds.) vs. Phi. (10/4)... Collected his third sack (8 yds.) of the season at Ari. (12/26)...Registered a career-high four tackles (2 solo) in the season finale vs. Sea. (1/3).

2019: Jones started all 11 games played, recording 23 tackles (19 solo), two sacks (17 yds.) and one forced fumble... Totaled season-high five tackles (4 solo) and one sack (10 yds.) vs. Car. (10/27)... Added one sack (7 yds.) vs. Sea. (11/11)... Had one forced fumble and added two tackles (1 solo) at N.O. (12/8).

2018: Jones played 10 games (4 starts), totaling 17 tackles (11 solo)... Made his first career start and posted a season-high four tackles (2 solo) vs. Den. (12/9)... Recorded three tackles in three consecutive weeks (Weeks 15-17) to conclude the season.

2017: Jones, who was selected by the 49ers in the sixth round (198th overall) of the 2017 NFL Draft, appeared in nine games, tallying 10 tackles (8 solo) and one pass defended... Made his NFL debut and had one solo tackle vs. Car. (9/10)... Recorded his first career pass defended at Sea. (9/17)... Posted a season-high four solo tackles vs. Dal. (10/22).

COLLEGE: Jones started 15-of-25 games played during his final two collegiate seasons at Ole Miss (2015-16)... Registered 70 tackles (34 solo), six sacks (33 yds.), one interception, one forced fumble and one fumble recovery... Began his collegiate career at East Mississippi Community College (Scooba, Miss.)... Was a two-year starter who helped guide East Mississippi to a 24-0 record and two National Junior College Athletic Association (NJCAA) national championships during his tenure... Earned Mississippi Association of Community and Junior Colleges (MACJC) all-region and all-state honors as a sophomore in 2014.

PERSONAL: Jones attended Wren High School in Piedmont, S.C., where he was a three-sport athlete... Played football in addition to playing basketball and throwing discus and shot put on the track & field team... Named David Oliver Jones, D.J. was born on Jan. 19, 1995, in Greenville, S.C.

Transactions

Signed by San Francisco as a draft choice 5/4/17; Re-signed by San Francisco 3/22/21; Signed by Denver 3/16/22; Re-signed by Denver 3/11/25.


D.J. Jones' NFL Regular Season Defensive Statistics

DATE	TEAM	GP	GS	TACKLES							INTERCEPTIONS					O. FUMB				ST				MISC									
				TK	S	A	TFL	YDS	SK	YDS	QBH	NO	YDS	LG	TD	PD	FF	FR	TD	YDS	TK	S	A	FF	FR	S	A						
2017	SF	9	0	10	8	2	1	2	0.0	0.0	0	0	0	0	0	1	0	0	0	0	0	0	0	0	0	0	0	0	0	0	0	0	0
2018	SF	10	4	17	11	6	1	4	0.0	0.0	1	0	0	0	0	0	0	0	0	0	0	0	0	0	0	0	0	0	0	0	0	0	0
2019	SF	11	11	23	19	4	4	17	2.0	17.0	2	0	0	0	0	0	1	0	0	0	0	0	0	0	0	0	0	0	0	0	0	0	0
2020	SF	14	14	20	14	6	7	27	3.0	16.0	3	0	0	0	0	1	0	0	0	0	0	0	0	0	0	0	0	0	0	0	0	0	0
2021	SF	17	17	56	40	16	10	39	2.0	20.0	3	0	0	0	0	1	2	0	0	0	0	0	0	0	0	0	0	0	0	0	0	0	0
2022	DEN	15	15	34	22	12	3	14	2.0	14.0	4	0	0	0	0	6	0	0	0	0	0	0	0	0	0	0	0	0	0	0	0	0	0
2023	DEN	16	16	46	30	16	5	17	2.0	23.0	4	0	0	0	0	0	3	2	0	3	0	0	0	0	0	0	0	0	0	0	0	0	0
2024	DEN	17	17	42	21	21	1	1	1.0	3.5	3	0	0	0	0	3	0	1	0	0	0	0	0	0	0	0	0	0	0	0	0	0	0
2025	DEN	2	2	2	2	0	0	0	0.0	0.0	1	0	0	0	0	0	0	0	0	0	0	0	0	0	0	0	0	0	0	0	0	0	0
NFL TOTALS		111	96	250	167	83	32	121	12.0	93.5	21	0	0	0	0	12	6	3	0	3	0	0	0	0	0	0	0	0	0	0	0	0	0

D.J. Jones' NFL Postseason Defensive Statistics

DATE	TEAM	GP	GS	TACKLES							INTERCEPTIONS					O. FUMB				ST				MISC										
				TK	S	A	TFL	YDS	SK	YDS	QBH	NO	YDS	LG	TD	PD	FF	FR	TD	YDS	TK	S	A	FF	FR	S	A							
2019	SF	0	0	0	0	0	0	0	0.0	0.0	0	0	0	0	0	0	0	0	0	0	0	0	0	0	0	0	0	0	0	0	0	0	0	
2021	SF	3	3	8	4	4	1	13	1.0	13.0	2	0	0	0	0	0	0	0	0	0	0	0	0	0	0	0	0	0	0	0	0	0	0	0
2024	DEN	1	0	7	5	2	1	3	1.0	3.0	1	0	0	0	0	0	0	0	0	0	0	0	0	0	0	0	0	0	0	0	0	0	0	0
NFL TOTALS		4	3	15	9	6	2	16	2.0	16.0	3	0	0	0	0	0	0	0	0	0	0	0	0	0	0	0	0	0	0	0	0	0	0	





95 DE



SAI'VION JONES

HEIGHT/WEIGHT: 6-6 / 280

COLLEGE: Louisiana State

BIRTHDAY: Jul. 3, 2003

BORN: Vacherie, La.

NFL EXPERIENCE: R

BRONCOS EXPERIENCE: R

GP/GS: 0/0

ACQUIRED: D3b-'25

AT A GLANCE

- A defensive end who played in 51 games (29 starts) in four seasons at Louisiana State University (2021-24), recording 99 career tackles (38 solo), 11.5 sacks, 17 tackles for loss, three forced fumbles and one fumble recovery.
- As a senior in 2024, started all 13 games for the Tigers and tallied 40 tackles, 4.5 sacks, 7.5 tackles for loss, two forced fumbles and one fumble recovery.
- Attended St. James High School in Vacherie, La., where he was named Class 3A MVP and Class 3A Outstanding Defensive Player as a senior after recording 75 tackles and 10 sacks.
- Selected by the Broncos in the third round (101st overall) of the 2025 NFL Draft.

2024: Jones started all 13 games for the Tigers, tallying 40 tackles (19 solo), 4.5 sacks, 7.5 tackles for loss, two forced fumbles and one fumble recovery... Recorded five tackles, including two sacks, one forced fumble and one pass defended vs. Southern California (9/1)... Tallied sacks in four of LSU's first five games... Closed out Tigers career with four tackles—including one tackle for loss—vs. Baylor in the Texas Bowl (12/31).

2023: Jones started all 13 games for Louisiana State, recording 33 tackles (7 solo), 2.5 sacks, 3.5 tackles for loss and two passes defended... Registered a season high six tackles and half sack vs. Florida (11/11).

2022: Jones played in all 14 games (3 starts) for the Tigers, recording 23 tackles (11 solo) with 4.5 sacks, six tackles for loss, one pass defended and one forced fumble... Marked one tackle for loss in six games and a sack in four contests... Forced one fumble vs. Mississippi State (9/17).

2021: Appeared in 11 games, totaling three tackles (1 solo).

HIGH SCHOOL: Jones attended St. James High School in Vacherie, La., where he was named Class 3A MVP and Class 3A Outstanding Defensive Player after recording 75 tackles and 10 sacks... As a junior, totaled 103 tackles and 13 sacks.

PERSONAL: Jones earned his bachelor's degree from Louisiana State University... Sai'vion Jones was born on July 3, 2003, in Vacherie, La.

Transactions

Signed by Denver as a draft pick 5/9/25.

Sai'vion Jones' NFL Regular Season Defensive Statistics

DATE	TEAM	GP	GS	TACKLES							INTERCEPTIONS					O. FUMB			ST			MISC						
				TK	S	A	TFL	YDS	SK	YDS	QBH	NO	YDS	LG	TD	PD	FF	FR	TD	YDS	TK	S	A	FF	FR	S	A	
2025	DEN	0	0	0	0	0	0	0	0	0.0	0.0	0	0	0	0	0	0	0	0	0	0	0	0	0	0	0	0	0
NFL TOTALS		0	0	0	0	0	0	0	0	0.0	0.0	0	0	0	0	0	0	0	0	0	0	0	0	0	0	0	0	0



UPDATED PLAYER BIOS



2025 GAME-BY-GAME REGULAR-SEASON STATISTICS (DEN)

DATE	OPPONENT	P/S	TACKLES						INTERCEPTIONS					O. FUMB				ST			MISC		W/L	SCORE				
			TK	S	A	SK	YDS	TFL	YDS	QBH	NO	YDS	LG	TD	PD	FF	FR	TD	YDS	TK	S	A			FF	FR	S	A
09/07	TEN																									W	20-12	
09/14	at IND																									L	28-29	
2025 TOTALS			0	0	0	0	0	0	0	0	0	0	0	0	0	0	0	0	0	0	0	0	0	0	0	0	1-1	





26 S



DEVON KEY

HEIGHT/WEIGHT: 6-0 / 208

COLLEGE: Western Kentucky

BIRTHDAY: Oct. 28, 1997

BORN: Lexington, Ky.

NFL EXPERIENCE: 3rd YR

BRONCOS EXPERIENCE: 3rd YR

GP/GS: 20/2

ACQUIRED: FA-'22

AT A GLANCE

- 🐾 *A third-year safety who has appeared in 20 regular-season games for Denver (2023-25), tallying 25 tackles (12 solo), one sack and 12 special-teams tackles.*
- 🐾 *Appeared in one postseason game with Denver in 2024.*
- 🐾 *Spent five years at Western Kentucky (2016-20), appearing in 50 games (49 starts) and compiling 350 tackles—most in the program since 2009— 10 tackles for loss, six interceptions, 25 passes defensed, one forced fumble and one fumble recovery.*
- 🐾 *Named second-team All-Conference USA in 2020 after producing 92 tackles (55 solo), one interception, four passes defensed and one forced fumble in 12 games*
- 🐾 *Attended Bryan Station High School in Lexington, Ky. and was named first-team All-State by the Associated Press and second-team All-State by USA Today in 2015 after totaling 31 receptions for 591 yards (19.1 avg.) with nine scores.*
- 🐾 *Signed by the Broncos as a free agent on Nov. 22, 2022.*

2025: Key recorded a career-high three special teams stops at Ind. (9/14).

2024: Key appeared in 17 games (2 starts) and one postseason game for Denver, recording 25 tackles (12 solo), one sack and one quarterback hit... Recorded his first career defensive tackle and sack on a takedown of Buccaneers QB Baker Mayfield at T.B. (9/22)... Tallied five tackles (2 solo) vs. Car. (10/27)... Registered a team-high and career-high nine tackles (5 solo) at Bal. (11/3)... Recorded four tackles (1 solo) vs. Atl. (11/17)... Made his first postseason appearance with Denver in the AFC Wild Card Round at Buf. (1/12).

2023: Key played in one game (at L.V., 1/7) with Denver after being elevated from the team's practice squad... Spent most of the season competing on the Bronco's practice squad.

2022: Key spent time competing on practice squads for Atlanta and Denver.

2021: Key spent the entire season competing on Kansas City's practice squad.

COLLEGE: Key spent five years at Western Kentucky (2016-20), appearing in 50 games (49 starts) and compiling 350 tackles—most in the program since 2009— 10 tackles for loss, six interceptions, 25 passes defensed, one forced fumble and one fumble recovery... Named second-team All-Conference USA in 2020 after producing 92 tackles (55 solo), one interception, four passes defensed and one forced fumble in 12 games.

PERSONAL: Key attended Bryan Station High School in Lexington, Ky. and was named first-team All-State by the Associated Press and second-team All-State by USA Today in 2015 after totaling 31 receptions for 591 yards (19.1 avg.) with nine scores... Devon Key was born on Oct. 28, 1997, in Lexington, Ky.

Transactions

Signed by Kansas City as a college free agent 5/14/21; Waived by Kansas City 8/30/21; Signed by Kansas City (practice squad) 9/1/21; Signed by Kansas City to a future contract 2/2/22; Waived by Kansas City 8/30/22; Signed by Atlanta (practice squad) 11/15/22; Released by Atlanta 11/22/22; Signed by Denver (practice squad) 12/20/22; Signed by Denver to a future contract 1/9/23; Waived by Denver 8/29/23; Signed by Denver (practice squad) 8/31/23; Signed by Denver to a future contract 1/9/24.



UPDATED PLAYER BIOS



Devon Key's NFL Regular Season Defensive Statistics

DATE	TEAM	GP	GS	TACKLES								INTERCEPTIONS						O. FUMB				ST				MISC						
				TK	S	A	TFL	YDS	SK	YDS	QBH	NO	YDS	LG	TD	PD	FF	FR	TD	YDS	TK	S	A	FF	FR	S	A					
2021	KC	0	0	0	0	0	0	0	0	0.0	0.0	0	0	0	0	0	0	0	0	0	0	0	0	0	0	0	0	0	0	0	0	0
2022	KC	0	0	0	0	0	0	0	0	0.0	0.0	0	0	0	0	0	0	0	0	0	0	0	0	0	0	0	0	0	0	0	0	
2023	DEN	1	0	0	0	0	0	0	0	0.0	0.0	0	0	0	0	0	0	0	0	0	0	0	0	0	0	0	0	0	0	0	0	
2024	DEN	17	2	25	12	13	1	1	1.0	0.0	1	0	0	0	0	0	0	0	0	0	0	0	0	0	8	5	3	0	0	0	0	
2025	DEN	2	0	0	0	0	0	0	0.0	0.0	0	0	0	0	0	0	0	0	0	0	0	0	0	0	4	4	0	0	0	0	0	
NFL TOTALS		20	2	25	12	13	1	1	1.0	0.0	1	0	0	0	0	0	0	0	0	0	0	0	0	0	12	9	3	0	0	0	0	

Devon Key's NFL Postseason Defensive Statistics

DATE	TEAM	GP	GS	TACKLES								INTERCEPTIONS						O. FUMB				ST				MISC					
				TK	S	A	TFL	YDS	SK	YDS	QBH	NO	YDS	LG	TD	PD	FF	FR	TD	YDS	TK	S	A	FF	FR	S	A				
2021	KC	0	0	0	0	0	0	0	0	0.0	0.0	0	0	0	0	0	0	0	0	0	0	0	0	0	0	0	0	0	0	0	0
2024	DEN	1	0	0	0	0	0	0	0.0	0.0	0	0	0	0	0	0	0	0	0	0	0	0	0	0	0	0	0	0	0	0	0
NFL TOTALS		1	0	0	0	0	0	0	0.0	0.0	0	0	0	0	0	0	0	0	0	0	0	0	0	0	0	0	0	0	0	0	

SINGLE-GAME HIGHS: DEFENSIVE


Total Tackles 9 at Baltimore Ravens, Nov 03, 2024
Solo Tackles 5 at Baltimore Ravens, Nov 03, 2024

Sacks 1.0 at Tampa Bay Buccaneers, Sep 22, 2024
Special Teams Tackles 3 at Indianapolis Colts, Sep 14, 2025

2025 GAME-BY-GAME REGULAR-SEASON STATISTICS (DEN)

DATE	OPPONENT	P/S	TACKLES								INTERCEPTIONS						O. FUMB				ST				MISC							
			TK	S	A	SK	YDS	TFL	YDS	QBH	NO	YDS	LG	TD	PD	FF	FR	TD	YDS	TK	S	A	FF	FR	S	A	W/L	SCORE				
09/07	TEN	P	0	0	0	0.0	0.0	0	0	0	0	0	0	0	0	0	0	0	0	0	0	0	0	0	0	0	0	0	0	0	0	0
09/14	at IND	P	0	0	0	0.0	0.0	0	0	0	0	0	0	0	0	0	0	0	0	0	0	0	0	0	0	0	0	0	0	0	0	0
2025 TOTALS		2-0	0	0	0	0.0	0.0	0	0	0	0	0	0	0	0	0	0	0	0	0	0	0	0	0	0	0	0	0	0	0	0	1-1





85 TE



LUCAS KRULL

HEIGHT/WEIGHT: 6-6 / 260

COLLEGE: Pittsburgh

BIRTHDAY: Jul. 11, 1998

BORN: Shawnee, Kan.

NFL EXPERIENCE: 4th YR

BRONCOS EXPERIENCE: 3rd YR

GP/GS: 23/6

ACQUIRED: FA-'23

AT A GLANCE

- A fourth-year tight end who has appeared in 23 regular-season games (6 starts) for the Saints (2022) and Broncos (2023-25), totaling 28 catches for 253 yards (9.0 avg.) with one touchdown.
- Caught one pass for two yards in one postseason game with Denver (2024).
- In 2024, started in 2-of-13 regular-season games played and totaled 19 catches for 152 yards (8.0 avg.) in the regular season.
- Caught eight passes for 95 yards (11.9 avg.) with one touchdown in six games (2 starts) during his first season with Denver in 2023.
- Attended the University of Pittsburgh (2020-21) and the University of Florida (2018-19), where he played a combined 39 games (11 starts) and totaled 47 catches for 559 yards (11.9 avg.) with six touchdowns.
- Was named All-ACC second team after starting 11-of-14 games played in 2021, producing 38 catches for 451 with six touchdowns.
- In 25 games at the University of Florida, caught nine passes for 108 yards (12.0 avg.) in 25 games while also completing 2-of-2 passes for 19 yards.
- Also played baseball at Jefferson College (2018), where he was selected in the 34th round of the 2018 MLB Draft by the San Francisco Giants.
- Attended Mill Valley High School (Shawnee, Kan.), where he compiled 52 receptions for 745 yards (14.3 avg.) with 13 touchdowns as a senior.
- Entered the NFL as a college free agent with the Saints on May 16, 2022.
- Signed by the Broncos on August 31, 2023.

2024: Krull appeared in 13 regular-season games (2 starts) and totaled 19 passes for 152 yards (8.0 avg.)... Made his season debut vs. L.V. (10/6), catching one pass for five yards... Caught three passes for a career-high 41 yards (13.7 avg.) at N.O. (10/17)... Made one catch for two yards during his NFL postseason debut in the AFC Wild Card Round at Buf. (1/12).

2023: Krull caught eight passes for 95 yards (11.9 avg.) with one touchdown in six games (2 starts) during his first season with Denver... Made his Broncos debut on Monday Night Football at Buf. (11/13)... Logged his first career start at Hou. (12/3)... Caught his first career pass for 35 yards in the win at LAC (12/10)... Recorded his first career touchdown reception along with a team-high-tying four catches for 28 yards (7.0 avg.) vs. N.E. (12/24).

2022: Krull played in one game with the Saints after signing as a college free agent... Made his NFL debut on Monday Night Football at T.B. (12/5).

COLLEGE: Krull attended the University of Pittsburgh (2020-21) and the University of Florida (2018-19), where he played a combined 39 games (11 starts) and totaled 47 catches for 559 yards (11.9 avg.) with six touchdowns... Was named All-ACC second team after starting 11-of-14 games played in 2021, producing 38 catches for 451 with six touchdowns... His six touchdowns were the most by a Pitt tight end since 2009 (Dorin Dickerson, 10)... Missed most of the 2020 season due to injury... In 25 games at the University of Florida, caught nine passes for 108 yards (12.0 avg.) in 25 games while also completing 2-of-2 passes for 19 yards... Also played baseball for two seasons (2017-18) at Jefferson College, where he was selected in the 34th round of the 2018 MLB Draft by the San Francisco Giants... Appeared in 11 games, making five starts... notched 27 strikeouts in 16.2 innings pitched.

PERSONAL: Krull attended Mill Valley High School in Shawnee, Kan., where he compiled 52 receptions for 745 yards (14.3 avg.) with 13 scores during his senior season... Helped the Jaguars to a 12-1 record and a state title in 2015... His father, Jon, played football at Kansas State and his mother, Diana, was an All-American basketball player for the Wildcats... Lucas Krull was born on July 11, 1998, in Shawnee, Kan.

Transactions

Signed by New Orleans as a college free agent 5/16/22; Waived by New Orleans 8/30/22; Signed by New Orleans (practice squad) 8/31/22; Signed reserve/futures contract with New Orleans 1/9/23; Waived by New Orleans 8/29/23; Signed by Denver (practice squad) 8/31/23; Signed by Denver (active roster) 12/16/23.



UPDATED PLAYER BIOS



Lucas Krull's NFL Regular Season Rushing/Receiving Statistics

DATE	TEAM	GP	GS	RECEIVING					RUSHING					
				NO.	YDS.	AVG.	LG	TD	NO.	YDS.	AVG.	LG	TD	
2022	NO	1	0	0	0	0.0	0	0	0	0	0	0.0	0	0
2023	DEN	7	2	8	95	11.9	35	1	0	0	0.0	0	0	0
2024	DEN	13	2	19	152	8.0	23	0	0	0	0.0	0	0	0
2025	DEN	2	2	1	6	6.0	6	0	0	0	0.0	0	0	0
NFL TOTALS		23	6	28	253	9.0	35	1	0	0	0.0	0	0	0

Lucas Krull's NFL Postseason Rushing/Receiving Statistics

DATE	TEAM	GP	GS	RECEIVING					RUSHING					
				NO.	YDS.	AVG.	LG	TD	NO.	YDS.	AVG.	LG	TD	
2024	DEN	1	0	1	2	2.0	2	0	0	0	0.0	0	0	0
NFL TOTALS		1	0	1	2	2.0	2	0	0	0	0.0	0	0	0

SINGLE-GAME HIGHS: RECEIVING

Receptions	4 vs. New England Patriots, Dec 24, 2023	Receiving TDs	1 vs. New England Patriots, Dec 24, 2023
Receiving Yards	41 at New Orleans Saints, Oct 17, 2024	All-Purpose Yards	41 at New Orleans Saints, Oct 17, 2024
Receiving Average	13.7 at New Orleans Saints, Oct 17, 2024	Most TDs	1 vs. New England Patriots, Dec 24, 2023
Longest Receptions	35 at Los Angeles Chargers, Dec 10, 2023	Scrimmage Yards	41 at New Orleans Saints, Oct 17, 2024


SINGLE-GAME HIGHS - POSTSEASON: RECEIVING

Longest Receptions 2 at Buffalo Bills, Jan 12, 2025

2025 GAME-BY-GAME REGULAR-SEASON STATISTICS (DEN)

DATE	OPPONENT	P/S	RECEIVING					RUSHING					W/L	SCORE	
			NO.	YDS.	AVG.	LG	TD	NO.	YDS.	AVG.	LG	TD			
09/07	TEN	S	1	6	6.0	6	0	0	0	0.0	0	0	0	W	20-12
09/14	at IND	S	0	0	0.0	0	0	0	0	0.0	0	0	0	L	28-29
2025 TOTALS		2-2	1	6	6.0	6	0	0	0	0.0	0	0	0	1-1	





6 S



P.J.
LOCKE

HEIGHT/WEIGHT: 5-10 / 202

COLLEGE: Texas

BIRTHDAY: Feb. 12, 1997

BORN: Beaumont, Texas

NFL EXPERIENCE: 6th YR

BRONCOS EXPERIENCE: 6th YR

GP/GS: 76/23

ACQUIRED: FA-'19

AT A GLANCE

- 👉 *A sixth-year safety who has appeared in 76 career regular-season games (23 starts) for the Broncos from 2020-25, recording 138 tackles (91 solo), four sacks (44 yds.), one interception (14 yds.), nine passes defended, four forced fumbles, one special-teams forced fumble and 20 special-teams stops.*
- 👉 *Made 10 tackles (5 solo) in one postseason game (1 start) with the Broncos (2024).*
- 👉 *Started all 15 games played in 2024, tallying a career-high 73 tackles (49 solo), 1 sack (10 yds.), two passes defended and one forced fumble.*
- 👉 *In his first season as a starter in 2023, played in 12 games (8 starts), totaling 53 tackles (33 solo), three sacks (34 yds.), one interception (14 yds.), five passes defended and two forced fumbles.*
- 👉 *Played in 16 games in 2022, totaling career highs with 10 tackles (7 solo), one pass defended and one forced fumble to go along with one special-teams forced fumble and a team-high 12 special-teams tackles.*
- 👉 *Tallied one solo tackle and five special-teams stops in 16 games played in 2021.*
- 👉 *Recorded one solo tackle and two special-teams stops in 15 games played with Denver in 2020.*
- 👉 *Spent two weeks on the Broncos' practice squad in 2019 after competing with Pittsburgh during training camp.*
- 👉 *Appeared in 47 games (31 starts) at the University of Texas (2015-18), totaling 163 tackles (116 solo), 1.5 sacks (7 yds.), three interceptions (24 yds.), 15 passes defended, four forced fumbles and one fumble recovery.*
- 👉 *Earned honorable mention All-Big 12 honors as a senior after finishing the season third on the team with 77 tackles (57 solo).*
- 👉 *Attended Central High School in Beaumont, Texas, where he was all-state and a two-time all-district honoree.*
- 👉 *Signed by Denver to the practice squad on Dec. 17, 2019*
- 👉 *Originally entered the NFL as a college free-agent signee of Pittsburgh on April 29, 2019.*

2024: Locke started 15 contests for Denver, tallying a career-high 73 tackles (49 solo), one sack (10 yds.), two passes defended and one forced fumble... Recorded five solo stops at T.B. (9/22)... Tied his single-game career high with nine tackles (7 solo) and helped seal the Broncos' victory with a fourth-down sack of Jets QB Aaron Rodgers (10 yds.) late in the fourth quarter at NYJ (9/29)... Registered four tackles (2 solo) and one pass defended vs. L.V. (10/6)... Tallied seven tackles (5 solo) vs. LAC (10/13)... Totaled five tackles (2 solo), including his 100th career tackle, at N.O. (10/17)... Nabbed seven tackles (4 solo) at K.C. (11/10)... Tied for the team lead in tackles with six stops (5 solo) at L.V. (11/24)... Registered two tackles (2 solo) and one forced fumble (recovered by DT D.J. Jones) in the third quarter vs. Ind. (12/15)... Nabbed nine tackles (6 solo) at Cin. (12/28)... Started first career postseason game at Buf. (1/12) in the AFC Wild Card Playoff, recording 10 tackles (five solo)... His 10 tackles in the contest are tied for the third most by a safety in a postseason game in team history.

2023: Locke played in 12 games (8 starts), totaling 53 tackles (33 solo), three sacks (34 yds.), one interception (14 yds.), five passes defended and two forced fumbles... Missed the first four weeks of the season after being placed on injured reserve (leg) on Aug. 31... Made his season debut vs. NYJ (10/8)... Made three tackles (1 solo) and recorded his first career interception off Packers QB Jordan Love, returning it 14 yards and helping ice the game for the Broncos vs. G.B. (10/22)... Made his first career start in the win vs. K.C. (10/29), picking up three solo tackles... Made a career-high seven tackles (5 solo)—including his first career sack (9 yds.)—and also forced one fumble and defended one pass in the win vs. Cle. (11/26)... Recorded a sack in back-to-back games after taking down Texans QB CJ Stroud and also made eight tackles (6 solo) at Hou. (12/3)... Became the first Broncos safety in team history and sixth safety in NFL history since 1970 to record a sack in three straight games after tallying a strip-sack at LAC (12/10)... Also made seven tackles (2 solo) and broke up one pass against the Chargers... Tallied one pass defended and four tackles (3 solo) at Det. (12/16)... Made a career-high nine tackles (5 solo) vs. N.E. (12/24)... Totaled six tackles (5 solo) and broke up one pass vs. LAC (12/31)... Made four tackles (2 solo) at L.V. (1/7).

2022: Locke played in 16 games, totaling career highs with 10 tackles (7 solo), one pass defended and one forced fumble to go along with one special-teams forced fumble and a team-high 12 special-teams tackles... Made three tackles (2 solo) and forced the game-winning fumble to clinch the victory vs. S.F. (9/25)... Recorded his first career pass defended and also notched two solo tackles and two special-teams tackles at Ten. (11/13)... Made three special-teams tackles along with two solo tackles at Car. (11/27)... Had another two special-teams tackles at Bal. (12/4).

2021: Locke appeared in 16 games for the Broncos, playing primarily on special teams... Recorded at least one special-teams tackle on four



UPDATED PLAYER BIOS



occasions... Led the team with two special-teams tackles at LAC (1/2).

2020: Locke appeared in 15 games, finishing the season with a defensive stop and two special-teams tackles... Made his NFL and Broncos debut in vs. Ten. (9/14)... Collected first career tackle vs. T.B. (9/27)... Tallied a special-teams tackle vs. LAC (11/1)... Garnered a special-teams stop at Car. (12/13).

2019: Locke, who was signed by Denver on Dec. 17, spent two weeks on the Broncos' practice squad after competing with Pittsburgh in training camp.

COLLEGE: Locke played four seasons at the University of Texas (2015-18), recording 163 tackles (116 solo), 1.5 sacks (7 yds.), three interceptions (24 yds.), 15 passes defended, four forced fumbles and one fumble recovery in 47 games (31 starts)... Named honorable mention All-Big 12 as a senior after finishing the season third on the team with 77 tackles (57 solo)... Selected as a team captain prior to his junior campaign.

PERSONAL: Locke attended Central High School in Beaumont, Texas, where he was an all-state and two-time all-district honoree... Selected as a finalist for the 2014 Defensive Willie Ray Smith Award, honoring the top high school player in the Beaumont area... Chosen first-team 5A All-State by the Texas Sports Writers Association and second-team by the Associated Press in 2014... Father, James A. Locke Jr., played defensive back for Oklahoma State... P.J. Locke III was born on Feb. 12, 1997, in Beaumont, Texas.

Transactions

Signed by Pittsburgh as a college free agent 4/29/19; Waived by Pittsburgh 8/31/19; Signed by Denver (practice squad) 12/17/19; Signed by Denver (active roster) 12/31/19; Waived by Denver 9/5/20; Signed by Denver (practice squad) 9/6/20; Signed by Denver (active roster) 9/14/20; Signed by Denver (practice squad) 9/15/20; Signed by Denver (active roster) 9/24/20; Re-Signed by Denver 3/16/23; Re-signed by Denver 3/11/24.

P.J. Locke's NFL Regular Season Defensive Statistics

DATE	TEAM	GP	GS	TACKLES							INTERCEPTIONS					O. FUMB				ST				MISC											
				TK	S	A	TFL	YDS	SK	YDS	QBH	NO	YDS	LG	TD	PD	FF	FR	TD	YDS	TK	S	A	FF	FR	S	A								
2019	DEN	0	0	0	0	0	0	0.0	0.0	0	0	0	0	0	0	0	0	0	0	0	0	0	0	0	0	0	0	0	0	0	0	0	0	0	0
2020	DEN	15	0	1	1	0	0	0.0	0.0	0	0	0	0	0	0	0	0	0	0	0	0	2	1	1	0	0	0	0	0	0	0	0	0	0	
2021	DEN	16	0	1	1	0	0	0.0	0.0	1	0	0	0	0	0	0	0	0	0	0	0	5	4	1	0	0	0	0	0	0	0	0	0	0	
2022	DEN	16	0	10	7	3	1	0.0	0.0	0	0	0	0	0	1	1	0	0	0	0	12	4	8	1	0	0	0	0	0	0	0	0	0	0	
2023	DEN	12	8	53	33	20	2	13	3.0	34.0	3	1	14	14	0	5	2	0	0	0	0	0	0	0	0	0	0	0	0	0	0	0	0	0	
2024	DEN	15	15	73	49	24	3	16	1.0	10.0	1	0	0	0	0	2	1	0	0	0	1	1	0	0	0	0	0	0	0	0	0	0	0	0	
2025	DEN	2	0	0	0	0	0	0.0	0.0	0	0	0	0	0	1	0	0	0	0	0	1	1	0	0	0	0	0	0	0	0	0	0	0	0	
NFL TOTALS		76	23	138	91	47	6	29	4.0	44.0	5	1	14	14	0	9	4	0	0	0	21	11	10	1	0	0	0	0	0	0	0	0	0	0	

P.J. Locke's NFL Postseason Defensive Statistics

DATE	TEAM	GP	GS	TACKLES							INTERCEPTIONS					O. FUMB				ST				MISC											
				TK	S	A	TFL	YDS	SK	YDS	QBH	NO	YDS	LG	TD	PD	FF	FR	TD	YDS	TK	S	A	FF	FR	S	A								
2024	DEN	1	1	10	5	5	0	0	0.0	0.0	0	0	0	0	0	0	0	0	0	0	0	0	0	0	0	0	0	0	0	0	0	0	0	0	0
NFL TOTALS		1	1	10	5	5	0	0	0.0	0.0	0	0	0	0	0	0	0	0	0	0	0	0	0	0	0	0	0	0	0	0	0	0	0	0	0

SINGLE-GAME HIGHS: DEFENSIVE

- Total Tackles** 9 at Cincinnati Bengals, Dec 28, 2024 ...2 more at 9.
- Solo Tackles** 7 at New York Jets, Sep 29, 2024
- Sacks** 1.0 at New York Jets, Sep 29, 2024 ...3 more at 1.0.
- Passes Defended** 1 at Indianapolis Colts, Sep 14, 2025 ...8 more at 1.
- Tackles For Loss** 2 at Houston Texans, Dec 03, 2023
- Special Teams Tackles** 3 at Carolina Panthers, Nov 27, 2022

SINGLE-GAME HIGHS - POSTSEASON: DEFENSIVE

- Total Tackles** 10 at Buffalo Bills, Jan 12, 2025
- Solo Tackles** 5 at Buffalo Bills, Jan 12, 2025




UPDATED PLAYER BIOS



2025 GAME-BY-GAME REGULAR-SEASON STATISTICS (DEN)

DATE	OPPONENT	P/S	TACKLES							INTERCEPTIONS					O. FUMB				ST				MISC		SCORE				
			TK	S	A	SK	YDS	TFL	YDS	QBH	NO	YDS	LG	TD	PD	FF	FR	TD	YDS	TK	S	A	FF	FR		S	A	W/L	
09/07	TEN	P	0	0	0	0.0	0.0	0	0	0	0	0	0	0	0	0	0	0	0	0	0	0	0	0	0	0	0	W	20-12
09/14	at IND	P	0	0	0	0.0	0.0	0	0	0	0	0	0	0	0	0	0	0	0	0	0	0	0	0	0	0	L	28-29	
2025 TOTALS		2-0	0	0	0	0.0	0.0	0	0	0	0	0	0	1	0	0	0	0	0	0	0	0	0	0	0	0	1-1		





3 K



WIL LUTZ

HEIGHT/WEIGHT: 5-11/184

COLLEGE: Georgia State

BIRTHDAY: Jul. 7, 1994

BORN: Newnan, Ga.

NFL EXPERIENCE: 10th YR

BRONCOS EXPERIENCE: 3rd YR

GP/GS: 133/0

ACQUIRED: T (N.O.)-'23

AT A GLANCE

- A 10th-year player and Pro Bowl kicker who has appeared in 133 games with New Orleans (2016-22) and Denver (2023-25), connecting on 228-of-266 (85.7%) field goals and 367-of-376 (97.6%) extra points for 1,051 points.
- Has also appeared in eight postseason games with the Saints (2017-20) and Denver (2024), making 11-of-16 (68.8%) field goals and 19-of-19 (100.0%) PATs for 52 points.
- Totaled the second-most points among active kickers since 2016 with 1,047 while also recording the second-highest extra point percentage (97.6%), the second-most extra points made (363) and sixth-most field goals made (228) in that span.
- Became the fifth-fastest player at the time to reach 1,000 career points (127 games), behind K Justin Tucker, K Stephen Gostkowski, K Mason Crosby and K Mike Vanderjagt.
- Tied for the eighth-fastest player in NFL history to reach 200 career field goals made (116 games).
- Made 31-of-34 field goals (91.2%) and all 46 of his extra points for 139 points in his second season with Denver in 2024.
- His 139 points scored in 2024 were the second-most points scored in team history.
- In his first season with Denver, hit on 30-of-34 field goals (88.2%) and 29-of-31 PATs (93.5%) for 119 points in 2023.
- Made 23-of-28 (.821) of his field goals while knocking in 57-of-58 (.983) PATs for 126 points in the regular season during the 2020 season.
- Was named to the Pro Bowl after going 32-of-36 (.889) field goals in the regular season in 2019 while also making 48-of-49 (.980) extra points for a career-high 144 points.
- In 2018, recorded a career-high .933 field goal percentage after making 28-of-30 field goals as well as hitting on 52-of-53 (.981) PATs for 136 points in the regular season while making 5-of-6 (.833) field goals and all four extra points in the playoffs.
- Was 31-of-36 (.861) on field goals and 47-of-50 (.940) on PATs during the 2017 regular season and went 2-of-3 (.667) on field goals and hit all seven PATs in the postseason.
- Nailed 49-of-50 (.980) of his PATs and 28-of-34 (.824) of his field goals during his rookie campaign in 2016 for 133 points.
- Played his collegiate football at Georgia State, where he left as the program's all-time leader in field goals (31), extra points (120) and points scored (213) in 47 games.
- Entered the NFL as a college free agent with the Baltimore Ravens on May 6, 2016.
- Traded to the Broncos by New Orleans on August 29, 2023.

2025: Lutz went 2-of-2 on field goals and 2-of-2 on PATs to accumulate a team-high eight points vs. Ten. (9/7).

2024: Lutz made 31-of-34 field goals (91.2%) and all 46 of his extra points for 139 points in his second season with Denver... His 31 field goals made tied a franchise single-season record while his 139 points scored were the second most by a Bronco in a season in team history... Additionally, his 91.2 field goal percentage ranks fourth in team history... Went a perfect 3-of-3 on field goal attempts and 1-of-1 on point after tries in the season opener at Sea. (9/8)... Reached 200 career field goals made in the home opener vs. Pit. (9/15), going 2-of-2 on his tries... Tied for the eighth fastest player in NFL history to reach that milestone (116 games)... Went a perfect 4-of-4 on field goal tries and 2-of-2 on PATs in the Week 3 win at T.B. (9/22)... Went 2-of-2 on field goals and 4-of-4 on PATs in the win vs. L.V. (10/6)... Made all four of his field goal attempts and three PATs tries in the *Thursday Night Football* win at N.O. (10/17)... Set a new career high with five field goals made along with two PATs in the win at L.V. (11/24), posting a season-high of 17 points... Went 2-of-2 on field goals and 5-of-5 on PATs for 11 total points vs Cle. in the *Monday Night Football* win (12/2)... Became the fifth-fastest player to reach 1,000 career points in the game... Tied Broncos Ring of Fame K Jason Elam (1995 & 2001) for the most field goals made in a season in team history, increasing his season total to 31 on the year vs K.C. (1/5)... Made his Broncos postseason debut in the AFC Wild Card Round at Buf. (1/12).

2023: Lutz hit on 30-of-34 field goals (.882) and 29-of-31 PATs (.935) for 119 points in his first season with Denver... His 119 points scored were the most by a Bronco's kicker in a season since K Brandon McManus (119) in 2016... Made his Broncos debut vs. L.V. (9/10), where he was 1-of-2 on field goals and 1-of-2 on PATs... Hit all five kicks, going 2-of-2 on field goals and 3-of-3 on PATs, vs. Was. (9/17)... Made both of his field goal attempts (25, 31) and PATs at Mia. (9/24) to eclipse the 800 career point mark in his 100th game... Became just the fourth kicker all time to reach 800 career points in his first 100 games, joining K Justin Tucker, K Stephen Gostkowski and K Mason Crosby... Was 4-of-4 on PATs and nailed a game-winning 51-yard kick with 1:46 remaining in the 21-point comeback win at Chi. (10/1)... Tied his





career high of four field goals made in one game after going 4-of-4 in the 19-17 win vs. G.B. (10/22), including a 52-yarder to give the Broncos the lead with 3:50 remaining... Tied his previous career-high with four field goals made, including his 10th career game-winning field goal, at Buf. (11/13)... Set a new career-high five field goals made in a game after going 5-of-5 and tying a career high 15 points in the win vs. Min. (11/19)... Was named AFC Special Teams Player for the month of November after going a perfect 11-of-11 on field goal attempts in the month... His 11 makes were tied for the most by a Broncos kicker in a three-game span in franchise history... Tied for the fifth-fastest kicker in team history (13 games) to reach 100 points in a season after making one field goal and three extra points at LAC (12/10)... Went 3-of-4 on field goals vs. LAC (12/31).

2022: Lutz went 23-of-31 (.742) on field goals while making all 33 PATs for 102 points with the Saints... Hit two field goal attempts—including the 51-yard game-winner—and went 1-of-1 on PATs at Atl. (9/11)... Hit both PATs and also made a career-long 60-yard field goal near the end of regulation to tie the game vs. Min. (10/2)... Made a 56-yard field goal and nailed all four extra points vs. Sea. (10/9), surpassing 700 career points... Went 4-of-4 on field goals—tying a career high—and 2-of-2 on extra points vs. Cin. (10/16)... Recorded his 16th game with three or more field goals after hitting all three attempts at T.B. (12/5)... Moved into second place in Saints history in scoring after making a 23-yard field goal and hitting on both PATs at Cle. (12/24)... Made two field goals—including a 54-yard attempt—and hit on both extra points at Phi. (1/1).

2021: Lutz missed the entire season after being placed on injured reserve (core muscle) on Sept. 6.

2020: Lutz made 23-of-28 (.821) of his field goals while knocking in 57-of-58 (.983) PATs for 126 points in the regular season... Also went 2-of-3 (.667) on field goal attempts and 5-of-5 on PATs in the postseason... Made three field goals (45, 35, 34) and passed former Saints K Doug Brien for the third-most field goals in New Orleans team history vs. G.B. (9/27)... Was named NFC Special Teams Player of the Week for Week 5 at making all three field goal attempts—including a 53-yard field goal and 36-yard kick in overtime—while hitting on all three PATs vs. LAC (10/12)... Converted on two field goal attempts and made a 43-yarder in the fourth quarter to give the Saints the 27-24 lead vs. Car. (10/25)... Made a game-winning 35-yard field goal in overtime and also hit on 4-of-5 field goal attempts at Chi. (11/1)... Made all three PAT attempts in the NFC Wild Card Game vs. Chi. (1/10)... Went 2-of-2 on field goals (23, 42) and made both of his extra point attempts in the NFC Divisional Round vs. T.B. (1/17).

2019: Lutz was named to the Pro Bowl after going 32-of-36 (.889) field goals in the regular season in 2019 while also making 48-of-49 (.980) extra points for a career-high 144 points... Ranked second in the league in scoring (144), PATs (48) and touchbacks (74) while making the third most field goals (32)... Also made 2-of-3 (.667) field goals in the postseason while making both PAT attempts... Earned NFC Special Teams Player of the Week honors in Week 1 after making 2-of-3 field goals—including a 58-yard game-winner on the final play of the game—and also converted all three PAT attempts vs. Hou. (9/9)... Hit on all three field goal attempts vs. LAR (9/15)... Scored every point for the Saints in a 12-10 win vs. Dal. (9/29), converting on all four field goal chances... At Chi. (10/20), set an NFL record for consecutive field goals made (35), surpassing Rian Lindell... Made all three field goal opportunities vs. Atl. (11/10)... Made a 33-yard game-winning field goal—and made another kick—while converting all four PATs to surpass 500 career points vs. Car. (11/24)... Went 4-of-4 on field goal attempts and hit two PATs at Atl. (11/28)... Set the Saints' single-season record for field goals (32) at Ten. (12/22)... Converted 2-of-3 field goals—including a 49-yarder to send the game to overtime—in the NFC Divisional Round vs. Min. (1/5).

2018: Lutz recorded a career-high .933 field goal percentage after making 28-of-30 field goals as well as hitting on 52-of-53 (.981) PATs for 136 points in the regular season while making 5-of-6 (.833) field goals and all four extra points in the playoffs... Finished with the second-most points (134) and PATs (52) while placing third in field goal percentage (.933)... Was named NFC Special Teams Player of the Month for the month of September after converting on 10-of-11 field goals... Drilled a 44-yard game-winning field goal vs. Cle. (9/16)... Went 3-of-3 on field goals and 4-of-4 on PATs at Atl. (9/23)... Made all four field goal attempts in the second quarter and hit all three PATs at NYG (9/30)... Went 3-of-3 on field goals and nailed all three extra point chances at Min. (10/28)... Made a special-teams tackle and converted all three of his field goals and all six of his PAT chances at Cin. (11/11)... Became the first Saints kicker since 2004 to record at least 100 points in three straight seasons after making two field goals and six PATs vs. Phi. (11/18)... Had the second longest streak of consecutive games with at least one field goal (36 games), which ended vs. Car. (12/30)... Made 2-of-3 field goals and hit on both extra points vs. Phi. (1/13) in the NFC Divisional Round... Connected on all three field goal attempts and both PAT tries in the NFC Championship Game vs. LAR (1/20).

2017: Lutz was 31-of-36 (.861) on field goals and 47-of-50 (.940) on PATs during the regular season while making 2-of-3 (.667) field goals and all seven PATs in the postseason... Made all four field goal attempts at Min. (9/11)... Hit a game-winning field goal of 28 yards in overtime and hit on all four field goal attempts vs. Was. (11/19)... Reached 100 points for the second consecutive year after making two field goals at LAR (11/26)... Went 4-of-4 in field goals vs. Atl. (12/24)... Drilled a Saints postseason franchise record 57-yard field goal in the NFC Wild Card Game vs. Car. (1/7)... Made a 43-yard field goal in the NFC Divisional Round at Min. (1/14).

2016: Lutz nailed 49-of-50 (.980) of his PATs and 28-of-34 (.824) of his field goals during his rookie campaign in 2016 for 133 points... Was selected to the NFL All-Rookie team by the PFWA and NFL.com... Originally signed by Baltimore as a college free agent before signing with the Saints... Nailed a 57-yard field goal vs. Atl. (9/26), the longest by a Saints rookie at the time... Made 2-of-3 field goals—including a 52-yard game-winning kick—vs. Car. (10/16) to earn NFC Special Teams Player of the Week honors... Was named NFC Special Teams Player of the Week in Week 8 vs. Sea. (10/30) after nailing all four field goal attempts... Hit on three field goals and two PATs vs. T.B. (12/24).

COLLEGE: Lutz played his collegiate football at Georgia State, where he left as the program's all-time leader in field goals (31), extra points (120) and points scored (213) in 47 games... Finished his career 31-of-46 (.674) on field goal attempts and 120-of-122 (.984) on PATs while also punting 92 times for an average of 42.8 yards... Earned second-team All-Sun Belt Conference honors in 2015 as a punter after averaging 44.3 yards on 65 punts... Also made 12-of-19 field goals (.632) and 42-of-43 (.977) on PATs for 78 points... As a junior in 2014, hit on 7-of-8 (.875) on his field goal attempts and all 35 of his extra points tries... Posted 49 total points in 2013 after nailing 8-of-12 (.667) field goals and 25-of-26 (.962) PATs.

PERSONAL: Lutz attended Northgate High School in Newnan, Ga., where he was a two-time all-county kicker by the Newman Times-Herald... Hit 9-of-11 field goals during his junior season, including a long of 43 yards and one game-winner... Made 5-of-8 tries as a senior, helping Northgate to an 11-1 record and region title... Also participated in soccer, where he was named all-county... Wil Lutz was born on July 7,



UPDATED PLAYER BIOS



1994 in Newnan, Ga.

LUTZ'S GAME-WINNING KICKS (10)

Date	Opp.	Down/Tied	Distance	Time Left	Drive/T.O.P
10/6/16	vs. Carolina	38-38-, 4th	52 yards	0:11, 4th	11-41/2:47
11/19/17	vs. Washington	31-31, OT	28 yards	7:25, OT	3-51/1:29
9/16/18	vs. Cleveland	18-18, 4th	44 yards	0:21, 4th	6-49/0:55
9/9/19	vs. Houston	27-28, 4th	58 yards	0:00, 4th	6-35/0:37
11/24/19	vs. Carolina	31-31, 4th	33 yards	0:00, 4th	11-65/1:56
10/12/20	vs. L.A. Chargers	27-27, OT	36 yards	10:08 OT	9-48/4:25
11/1/20	at Chicago	23-23, OT	35 yards	6:36, OT	7-52/2:12
9/11/22	at Atlanta	24-26, 4th	51 yards	0:19, 4th	5-47/0:29
10/1/23	at Chicago	28-28 4th	51 yards	1:46, 4th	5-48/1:06
11/13/23	at Buffalo	21-22, 4th	36 yards	0:04, 4th	10-57/1:55

Transactions

Signed by Baltimore as a college free agent 5/6/16; Waived by Baltimore 8/30/16; Signed by New Orleans 9/6/16; Re-signed by New Orleans 3/13/19; Traded to Denver 8/29/23; Re-signed by Denver 3/12/24.

Wil Lutz's NFL Regular Season Kicking Statistics

DATE	TEAM	GP	FGM	FGA	PCT.	LG	XP	XPA	PCT.	BLK	PTS
2016	NO	16	28	34	82.4	57	49	50	98.0	2	133
2017	NO	16	31	36	86.1	53	47	50	94.0	0	140
2018	NO	16	28	30	93.3	54	52	53	98.1	1	136
2019	NO	16	32	36	88.9	58	48	49	98.0	0	144
2020	NO	16	23	28	82.1	53	57	58	98.3	0	126
2021	NO	0	0	0	0.0	0	0	0	0.0	0	0
2022	NO	17	23	31	74.2	60	33	33	100.0	2	102
2023	DEN	17	30	34	88.2	52	29	31	93.5	1	119
2024	DEN	17	31	34	91.2	55	46	46	100.0	1	139
2025	DEN	2	2	3	66.7	39	6	6	100.0	0	12
NFL TOTALS		133	228	266	85.7	60	367	376	97.6	7	1,051

Wil Lutz's NFL Postseason Kicking Statistics

DATE	TEAM	GP	FGM	FGA	PCT.	LG	XP	XPA	PCT.	BLK	PTS
2017	NO	2	2	3	66.7	57	7	7	100.0	0	13
2018	NO	2	5	6	83.3	45	4	4	100.0	0	19
2019	NO	1	2	3	66.7	49	2	2	100.0	0	8
2020	NO	2	2	3	66.7	42	5	5	100.0	0	11
2024	DEN	1	0	1	0.0	0	1	1	100.0	0	1
NFL TOTALS		8	11	16	68.8	57	19	19	100.0	0	52



UPDATED PLAYER BIOS



Wil Lutz's NFL Regular Season FIELD-GOAL ACCURACY Statistics

DATE	TEAM	1-19	PCT.	20-29	PCT.	30-39	PCT.	40-49	PCT.	50+	PCT.
2016	NO	1-1	100.0	7-7	100.0	9-11	81.8	8-8	100.0	3-7	42.9
2017	NO	0-0	0.0	10-10	100.0	4-5	80.0	13-16	81.3	4-5	80.0
2018	NO	1-1	100.0	5-5	100.0	9-9	100.0	11-12	91.7	2-3	66.7
2019	NO	1-1	100.0	9-9	100.0	6-6	100.0	13-15	86.7	3-5	60.0
2020	NO	0-0	0.0	5-6	83.3	10-10	100.0	7-9	77.8	1-3	33.3
2021	NO	0-0	0.0	0-0	0.0	0-0	0.0	0-0	0.0	0-0	0.0
2022	NO	0-0	0.0	6-6	100.0	9-11	81.8	4-8	50.0	4-6	66.7
2023	DEN	0-0	0.0	11-11	100.0	12-13	92.3	4-5	80.0	3-5	60.0
2024	DEN	0-0	0.0	2-2	100.0	13-14	92.9	11-11	100.0	5-7	71.4
2025	DEN	0-0	0.0	0-0	0.0	2-2	100.0	0-1	0.0	0-0	0.0
NFL TOTALS		3-3	100.0	55-56	98.2	74-81	91.4	71-85	83.5	25-41	61.0

Wil Lutz's NFL Postseason FIELD-GOAL ACCURACY Statistics

DATE	TEAM	1-19	PCT.	20-29	PCT.	30-39	PCT.	40-49	PCT.	50+	PCT.
2017	NO	0-0	0.0	0-0	0.0	0-0	0.0	1-1	100.0	1-2	50.0
2018	NO	0-0	0.0	1-1	100.0	3-3	100.0	1-1	100.0	0-1	0.0
2019	NO	0-0	0.0	1-1	100.0	0-0	0.0	1-2	50.0	0-0	0.0
2020	NO	0-0	0.0	1-1	100.0	0-0	0.0	1-1	100.0	0-1	0.0
2024	DEN	0-0	0.0	0-0	0.0	0-0	0.0	0-0	0.0	0-1	0.0
NFL TOTALS		0-0	0.0	3-3	100.0	3-3	100.0	4-5	80.0	1-5	20.0

SINGLE-GAME HIGHS: KICKER

Field Goals Made	5 at Las Vegas Raiders, Nov 24, 2024 ...1 more at 5.	Points	17 at Las Vegas Raiders, Nov 24, 2024
Field Goal Attempts	5 at Las Vegas Raiders, Nov 24, 2024 ...2 more at 5.	Special Teams Tackles	1 vs. Atlanta Falcons, Nov 22, 2018 ...6 more at 1.
Longest Field Goals Made	60 vs. Minnesota Vikings, Oct 02, 2022	Kickoff Average	67.2 vs. New York Jets, Dec 17, 2017 ...1 more at 67.2.
Longest Field Goal Attempts	61 vs. Minnesota Vikings, Oct 02, 2022 ...1 more at 61.	Extra Point Attempt Percentage	100.0 vs. Kansas City Chiefs, Jan 05, 2025 ...16 more at 100.0.
PATs Made	7 vs. Minnesota Vikings, Dec 25, 2020 ...2 more at 7.	Field Goal Percentage	100.0 at Las Vegas Raiders, Nov 24, 2024 ...12 more at 100.0.
PAT Attempts	7 vs. Minnesota Vikings, Dec 25, 2020 ...2 more at 7.	Touchbacks	9 vs. Minnesota Vikings, Dec 25, 2020

SINGLE-GAME HIGHS - POSTSEASON: KICKER

Field Goals Made	3 vs. Los Angeles Rams, Jan 20, 2019	PAT Attempts	4 vs. Carolina Panthers, Jan 07, 2018
Field Goal Attempts	3 vs. Minnesota Vikings, Jan 05, 2020 ...2 more at 3.	Points	11 vs. Los Angeles Rams, Jan 20, 2019
Longest Field Goals Made	57 vs. Carolina Panthers, Jan 07, 2018	Kickoff Average	65.0 vs. Tampa Bay Buccaneers, Jan 17, 2021 ...2 more at 65.0.
Longest Field Goal Attempts	58 at Minnesota Vikings, Jan 14, 2018	Touchbacks	6 vs. Carolina Panthers, Jan 07, 2018
PATs Made	4 vs. Carolina Panthers, Jan 07, 2018		




UPDATED PLAYER BIOS



2025 GAME-BY-GAME REGULAR-SEASON STATISTICS (DEN)

DATE	OPPONENT	P	FIELD GOALS				EXTRA POINTS					W/L	SCORE
			FGM	FGA	PCT	LG	XP	XPA	PCT	BLK	PTS		
09/07	TEN	P	2	2	100.0	39	2	2	100.0	0	8	W	20-12
09/14	at IND	P	0	1	0.0	0	4	4	100.0	0	4	L	28-29
2025 TOTALS		2	2	3	66.7	39	6	6	100.0	0	12	1-1	





69 T



MIKE
MCGLINCHEY

HEIGHT/WEIGHT: 6-8 / 310

COLLEGE: Notre Dame

BIRTHDAY: Jan. 12, 1995

BORN: Philadelphia, Pa.

NFL EXPERIENCE: 8th YR

BRONCOS EXPERIENCE: 3rd YR

GP/GS: 100/100

ACQUIRED: UFA (S.F.)-'23

AT A GLANCE

- 🐾 *An eighth-year right tackle who has started in all 100 regular-season games and seven postseason games he appeared in for San Francisco (2018-22) and Denver (2023-25).*
- 🐾 *Is 1-of-18 active tackles to have at least 100 career starts.*
- 🐾 *In 2024, started all 13 games he played in during the regular season and one postseason contest, totaling 956 offensive and special-teams snaps.*
- 🐾 *Named San Francisco's Ed Block Courage Award winner in 2022.*
- 🐾 *Started all 17 regular-season games and three postseason games at RT for the 49ers in 2022 and helped the team reach the NFC Championship game for the second-consecutive year.*
- 🐾 *Appeared in eight games (8 starts at RT) in 2021 before being placed on injured reserve (quadriceps) on Nov. 10.*
- 🐾 *Started in all 16 games at RT, totaling 1,089 offensive snaps (99.5%) in 2020.*
- 🐾 *Started all 12 regular-season games and three postseason contests he appeared in at RT and helped the 49ers reach Super Bowl LIV in 2019.*
- 🐾 *Was named to the All-Rookie Team by the PFWA after starting all 16 games at RT in 2018.*
- 🐾 *Made 51 appearances (39 starts) at Notre Dame (2013-17), helping the Irish to a 32-19 record from 2014-17.*
- 🐾 *Was named first-team All American by the Associated Press in 2017 after starting all 13 games plays at LT and being part of a line that won the Joe Moore Award.*
- 🐾 *Earned All-America second team honors from the Associated Press in 2016 after starting all 12 games at LT.*
- 🐾 *Entered the NFL as a first-round draft pick (9th overall) by San Francisco on July 23, 2018.*
- 🐾 *Signed by Denver as an unrestricted free agent on March 15, 2023.*

2025: McGlinchey made his 100th career start in Week 2 at Ind. (9/14).

2024: McGlinchey started all 13 games he played in at RT during the regular season and one postseason contest, totaling 956 offensive and special-teams snaps.

2023: McGlinchey started 16 games at RT for the Broncos... Made his first start at RT vs. L.V. (9/10).

2022: McGlinchey started all 17 games at RT for the 49ers, appearing in 94.4% (1,038) of all offensive snaps during the season... Also made three starts in the postseason, totaling 174 offensive snaps... Was named the 49ers' Ed Block Courage Award winner... Helped the 49ers win the NFC West Division and reach the NFC Championship game for the second straight year... Was on an offense that ranked fourth in yards per play (5.9), fifth in total yards (365.6 ypg), sixth in points (26.5 ppg) and eighth in rushing yards (138.8 ypg).

2021: McGlinchey appeared in eight games (8 starts at RT) before being placed on injured reserve (quadriceps) on Nov. 10... Played in 466 offensive snaps.

2020: McGlinchey started all 16 games at RT, totaling 1,089 offensive snaps (99.5%).

2019: McGlinchey started all 12 regular-season games and three postseason games he played in at RT... Helped the 49ers reach Super Bowl LIV vs. K.C. (2/2)... Was a part of an offense that ranked second in points (29.9 ppg) and rushing yards (144.1 ypg), fourth in total offense (381.1 ypg) and fifth in yards per play (6.0)... Made his first career postseason start vs. Min. (1/11).

2018: McGlinchey was named to the All-Rookie Team by the PFWA after starting all 16 games at RT... Was drafted in the first round (9th overall) by the 49ers... Played in 1,054 offensive snaps, the most among 49ers offensive linemen that season... Made his NFL debut and first career start at Min. (9/9).

COLLEGE: McGlinchey started 39-of-51 games he appeared in at Notre Dame... Was named team captain during the 2016 and '17 seasons... Named first-team All American by the Associated Press after starting all 13 games played at LT... The offensive line he was a part of won the Joe Moore Award that season, given annually to the best offensive line in college football... Earned second-team All-America honors in 2016



UPDATED PLAYER BIOS



when he started all 12 games at LT... Started all 13 games played at RT during the 2015 season... Registered a blocked field goal and played in 13 games (1 start) in 2014.

PERSONAL: McGlinchey prepped at William Penn Charter School in Philadelphia... Was named first-team offensive lineman on the 2012 Pennsylvania Sports Writers AAAA All-State football team... Also named first-team offensive lineman on the Philadelphia Inquirer All-Southeastern Pennsylvania team and first-team offensive lineman on the Philadelphia Daily News All-City squad... Named captain as a senior in 2012... Began his high school career as a tight end, but changed to tackle... Also played basketball... Mike McGlinchey was born on Jan. 12, 1995, in Philadelphia.

Transactions

Signed by San Francisco as a draft choice 7/23/18; Signed by Denver as an unrestricted free agent 3/16/23.

Mike McGlinchey's NFL Regular Season Statistics

DATE	TEAM	GP	GS
2018	SF	16	16
2019	SF	12	12
2020	SF	16	16
2021	SF	8	8
2022	SF	17	17
2023	DEN	16	16
2024	DEN	13	13
2025	DEN	2	2
NFL TOTALS		100	100

Mike McGlinchey's NFL Postseason Statistics

DATE	TEAM	GP	GS
2019	SF	3	3
2021	SF	0	0
2022	SF	3	3
2024	DEN	1	1
NFL TOTALS		7	7





38 RB



JALEEL
MCLAUGHLIN

HEIGHT/WEIGHT: 5-9 / 183

COLLEGE: Youngstown State

BIRTHDAY: Sep. 10, 2000

BORN: Raleigh, N.C.

NFL EXPERIENCE: 3rd YR

BRONCOS EXPERIENCE: 3rd YR

GP/GS: 33/8

ACQUIRED: CFA-'23

AT A GLANCE

- A third-year running back who appeared in 33 regular-season games (8 starts) and one postseason contest with the Broncos (2023-25), rushing 189 times for 906 yards (4.8 avg.) with two scores and catching 55 passes for 236 yards (4.3 avg.) with four touchdowns.
- Produced the third-most rushing yards (906) and fourth-most scrimmage yards (1,142) by a Broncos' undrafted running back in his first two seasons.
- In 2024, started 5-of-16 regular-season games and totaled 113 carries for 496 yards (4.4 avg.) with one touchdown and also caught 24 passes for 76 yards (3.2 avg.) with two touchdowns.
- Totaled 8,161 yards on 1,259 carries (6.5 avg.) with 78 touchdowns as well as 66 receptions for 643 yards (9.7 avg.) with six scores in 56 games (53 starts) with Youngstown State (2020-22) and Notre Dame College (2018-19).
- Had the third-most rushing yards (1,588) in FCS on 227 rushing attempts (7.0 avg.) with 13 scores to earn first-team All-America and MVFC Offensive Player of the Year honors in 2022 with Youngstown State.
- Selected third-team All-America and first-team All-Missouri Valley Football Conference after totaling 1,139 yards on 175 carries (6.5 avg.) with 12 touchdowns in 10 starts in 2021.
- Was named second-team All-Missouri Valley and to the MVFC All-Newcomer Team in his first year with the Penguins after rushing 133 times for 691 yards (5.2 avg.) with five scores
- Led NCAA DI in all-purpose yards (2,526), rushing yards (2,316), total touchdowns (33) and scoring (198) in 14 starts in 2019
- Led the country in all-purpose yards (2,699) and rushing yards (2,421) in 14 games (13 starts) in 2018.
- Attended Forest Hills High School in Marshville, N.C. where he recorded 2,129 rushing yards on 269 carries (7.9 avg.) with 29 scores in his final two seasons while also winning state titles in basketball and track and field.
- Entered the NFL with Denver as a college free agent on May 12, 2023.

2024: McLaughlin appeared in 16 regular-season games (5 starts) and totaled 113 carries for 496 yards (4.4 avg.) with one touchdown while also catching 24 passes for 76 yards (3.2 avg.) with two touchdowns... Recorded his first touchdown of the season in the Week 3 win at T.B. (9/22), totaling five rushes for seven yards (1.4 avg.) and caught one pass for seven yards... Rushed nine times for 46 yards (5.1 avg.) in the 10-9 win at NYJ (9/29)... Rushed six times for 22 yards and caught three passes for three yards (1.0 avg.) with one touchdown vs. L.V. (10/6)... Recorded a team-high 47 rushing yards on eight carries (5.9 avg.) and caught a nine-yard touchdown pass vs. Car. (10/27)... Rushed 44 yards on seven carries (6.3 avg.) at L.V. (11/24)... Recorded a career-high 84 yds. on 14 carries (6.0 avg.) vs. Cle. (12/2)... Caught two passes for seven yards (3.5 avg.) and rushed 10 times for 69 yards (6.9 avg.) at Cin. (12/28), which was the third-most rushing yards in his career in a game... Made his NFL postseason debut in the AFC Wild Card Round at Buf. (1/12).

2023: McLaughlin appeared in 17 games (3 starts) with the Broncos after signing with the team as a college free agent... Rushed 76 times for 410 yards (5.4 avg.) with one score and caught 31 passes for 160 yards (5.2 avg.) with two touchdowns... His 410 rushing yards and 570 scrimmage yards were the fifth-most by a Broncos' undrafted rookie in a single season... Made his NFL debut vs. L.V. (9/10), catching one pass... Recorded his first career touchdown on a five-yard rush on the Broncos' first possession of the game vs. Was. (9/17)... Rushed five times for 15 yards (3.0 avg.) at Mia. (9/24)... Helped the Broncos climb from a 21-point deficit to defeat the Bears at Chi. (10/1), rushing seven times for a career-high 72 yards (10.3 avg.) in the game and also caught three passes for 32 yards (10.7 avg.), including an 18-yard touchdown pass from QB Russell Wilson... Recorded his third touchdown of the season after catching a 22-yard pass from Wilson while also leading the team with nine rushes for 68 yards (7.6 avg.) vs. NYJ (10/8)... Rushed five times for 45 yards (9.0 avg.) in the win vs. G.B. (10/22)... Carried the ball six times for a team-high 37 yards (6.2 avg.) and also caught a team-high-tying four passes for 30 yards (7.5 avg.) vs. N.E. (12/24)... Rushed eight times for 44 yards (5.5 avg.) and also caught three passes for 18 yards (6.0 avg.) vs. LAC (12/31)... Rushed a career-high 16 carries for 39 yards (2.4) vs K.C. (1/5)...

COLLEGE: McLaughlin played at Youngstown State, where he totaled 3,424 yards on 536 carries (6.4 avg.) with 30 touchdowns in 28 games (16 starts) during his three seasons (2020-22) with the Penguins... Also caught 44 passes for 500 yards (11.4 avg.) with two touchdowns... Had the third-most rushing yards (1,588) in FCS on 227 rushing attempts (7.0 avg.) with 13 scores to earn first-team All-America and MVFC Offensive Player of the Year honors in 2022... Selected third-team All-America and first-team All-Missouri Valley Football Conference after



UPDATED PLAYER BIOS



totaling 1,139 yards on 175 carries (6.5 avg.) with 12 touchdowns in 10 starts in 2021... Was named second-team All-Missouri Valley and to the MVFC All-Newcomer Team in his first year with the Penguins after rushing 133 times for 691 yards (5.2 avg.) with five scores... Played two seasons at Notre Dame College (2018-19) prior to arriving at Youngstown State, where he started 27-of-28 games played and racked up 4,737 yards on 723 rushing attempts (6.6 avg.) with 48 scores... Led NCAA DII in all-purpose yards (2,526), rushing yards (2,316), total touchdowns (33) and scoring (198) while finishing with the second most rushing scores (30) in 14 starts in 2019... Led the country in all-purpose yards (2,699) and rushing yards (2,421) while ranking ninth in rushing touchdowns (18) and 10th in total scores (19) in 14 games (13 starts) in 2018... Set NCAA DII records for most single-season rushing yards by a freshman and most single-season all-purpose yards gained by a freshman (2,699).

PERSONAL: McLaughlin attended Forest Hills High School in Marshville, N.C. where he recorded 2,129 rushing yards on 269 carries (7.9 avg.) with 29 scores in his final two seasons... Was a member of a state championship basketball team and won two state titles in track and field... Was the 2A State Championship in the 200 meters and 400 meters in 2018... Was also part of the 4x100 and 4x200 state champion relay teams... Jaleel McLaughlin (pronounced muh-GLOFF-lin) was born on Sept. 13, 2000, in Raleigh, N.C.

Transactions

Signed by Denver as a college free agent 5/12/23.

Jaleel McLaughlin's NFL Regular Season Rushing/Receiving Statistics

DATE	TEAM	RUSHING							RECEIVING				
		GP	GS	NO.	YDS.	AVG.	LG	TD	NO.	YDS.	AVG.	LG	TD
2023	DEN	17	3	76	410	5.4	38	1	31	160	5.2	22t	2
2024	DEN	16	5	113	496	4.4	21	1	24	76	3.2	11	2
2025	DEN	0	0	0	0	0.0	0	0	0	0	0.0	0	0
NFL TOTALS		33	8	189	906	4.8	38	2	55	236	4.3	22T	4

Jaleel McLaughlin's NFL Postseason Rushing/Receiving Statistics

DATE	TEAM	RUSHING							RECEIVING				
		GP	GS	NO.	YDS.	AVG.	LG	TD	NO.	YDS.	AVG.	LG	TD
2024	DEN	1	0	2	-2	-1.0	1	0	1	0	0.0	0	0
NFL TOTALS		1	0	2	-2	-1.0	1	0	1	0	0.0	0	0

SINGLE-GAME HIGHS: RUSHING/RECEIVING

Rush Attempts	16 vs. Kansas City Chiefs, Jan 05, 2025	Receiving Average	10.7 at Chicago Bears, Oct 01, 2023
Rushing Yards	84 vs. Cleveland Browns, Dec 02, 2024	Longest Receptions	22t vs. New York Jets, Oct 08, 2023
Rushing Average	10.3 at Chicago Bears, Oct 01, 2023	Receiving TDs	1 vs. Las Vegas Raiders, Oct 06, 2024 ...2 more at 1.
Longest Runs	38 vs. New York Jets, Oct 08, 2023	All-Purpose Yards	104 at Chicago Bears, Oct 01, 2023
Rushing TDs	1 at Tampa Bay Buccaneers, Sep 22, 2024 ...1 more at 1.	Most TDs	1 vs. Carolina Panthers, Oct 27, 2024 ...5 more at 1.
Receptions	5 at Seattle Seahawks, Sep 08, 2024 ...1 more at 5.	Scrimmage Yards	104 at Chicago Bears, Oct 01, 2023
Receiving Yards	32 at Chicago Bears, Oct 01, 2023		

SINGLE-GAME HIGHS - POSTSEASON: RUSHING

Rush Attempts	2 at Buffalo Bills, Jan 12, 2025	Longest Runs	1 at Buffalo Bills, Jan 12, 2025
----------------------	----------------------------------	---------------------	----------------------------------

2025 GAME-BY-GAME REGULAR-SEASON STATISTICS (DEN)

DATE	OPPONENT	P/S	RUSHING					RECEIVING					W/L	SCORE
			NO.	YDS.	AVG.	LG	TD	NO.	YDS.	AVG.	LG	TD		
09/07	TEN												W	20-12
09/14	at IND												L	28-29
2025 TOTALS		0-0	0	0	0.0	0	0	0	0	0.0	0	0	1-1	





29 CB



JA'QUAN
MCMILLIAN

HEIGHT/WEIGHT: 5-10 / 183

COLLEGE: East Carolina

BIRTHDAY: Jun. 4, 2000

BORN: Winston-Salem, N.C.

NFL EXPERIENCE: 4th YR

BRONCOS EXPERIENCE: 4th YR

GP/GS: 36/13

ACQUIRED: CFA-'22

AT A GLANCE

- A fourth-year cornerback who appeared in 36 regular-season games (13 starts) with the Broncos from 2022-25, posting 142 tackles (106 solo), four sacks (31.0 yds.), four interceptions (58.0 yds., 1 TD), 14 passes defended, four forced fumbles and two fumble recoveries.
- Made four tackles (2 solo) in one postseason game (1 start) with Denver (2024).
- Started 9-of-17 games played in 2024, totaling 81 tackles (61 solo), one sack (14 yds.), two interceptions (44 yds., 1 TD), 10 passes defended and one forced fumble.
- In 2024, tallied the second-most tackles (81) and tied for the eighth-most passes defended (10) by an undrafted Broncos cornerback in a season since 1991.
- Was one-of-three cornerbacks in team history (Ray Crockett, 1994; Darrent Williams, 2006) to recover two fumbles and intercept two passes in a single season in 2023.
- His seven tackles for loss in 2023 were the most by a Broncos' defensive back in team history and tied for the fourth most by any NFL cornerback in a single season.
- Totaled 50 tackles (37 solo), two sacks (15 yds.), two interceptions (14 yds.), five passes defended, two forced fumbles and two fumble recoveries in 2023.
- Started 29-of-33 games played in his three seasons (2019-21) with East Carolina University, totaling 127 tackles (97 solo), 12 interceptions (125 yds., 1 TD), 23 passes defended, two forced fumbles and two fumble recoveries.
- Named second-team All-AAC in 2021 after starting all 12 games played, notching 56 tackles (38 solo), five interceptions (42 yds., 1 TD), 11 passes defended, one forced fumble and two fumble recoveries.
- Started 5-of-9 games played in 2020, posting 33 tackles (27 solo), four interceptions (31 yds.) and three passes defended.
- Started all 12 games played in 2019, totaling 38 tackles (32 solo), three interceptions (52 yds.), nine passes defended and one forced fumble.
- Prepped at West Forsyth High School in Winston-Salem, N.C., collected 22 interceptions and two INT-TDs and named to the Winston-Salem Journal All-Northwest Area team on three occasions and was a four-time All-Central Piedmont performer.
- Signed by the Broncos as a college free agent on May 13, 2022.

2025: McMillian recorded a strip sack (2 yds.) of Titans QB Cam Ward (recovered by CB Jahdae Barron) to seal the game as the cornerback also tallied two tackles (1 solo) vs. Ten. (9/7)... Marked his third career strip sack.

2024: McMillian appeared in 17 games (9 starts) for Denver, totaling 81 tackles (61 solo), one sack (14 yds.), four tackles for loss, two interceptions (44 yds., 1 TD) and 10 passes defended... His 81 tackles were the second most by an undrafted Broncos cornerback in a season since 1991 while his 10 passes defended were tied for the eighth most among undrafted players at his position in team annals... Recorded a single-game career-high nine tackles (8 solo) at T.B. (9/22)... Tallied six tackles (4 solo), including one tackle for loss, while adding one pass defended at NYJ (9/29)... Totaled five solo tackles and one pass defended vs. L.V. (10/6)... Recorded six solo tackles and one strip sack (14 yds.) of Saints QB Spencer Rattler (recovered by ILB Cody Barton and returned for a touchdown) at N.O. (10/17)... Tallied three tackles (2 solo) and intercepted Panthers QB Bryce Young in the end zone for a touchback in the fourth quarter vs. Car. (10/27)... Tied his career high and led the team with nine tackles (5 solo) and one pass defended vs. Atl. (11/17)... Notched a career-high four passes defended, including a fourth-quarter 44-yard interception return touchdown to seal the victory vs. Cle (12/2)... Recorded seven tackles (6 solo) and one quarterback hit at Cin. (12/28)... Tallied three tackles (3 solo), one tackle for loss and one pass defended vs. K.C. (1/5)... In first career postseason contest, recorded four tackles (2 solo) at Buf. (1/12) in the AFC Wild Card Playoff.

2023: McMillian totaled 50 tackles (37 solo), two sacks (15 yds.), two interceptions (14 yds.), five passes defended, two forced fumbles and two fumble recoveries... Totaled six tackles (3 solo) in the 21-point comeback win at Chi. (10/1)... Tallied seven tackles—including having three tackles for loss—and recorded his first career pass defended at K.C. (10/12)... Recorded his first career interception (5 yds.) off Chiefs QB Patrick Mahomes while also producing six tackles (5 solo), two tackles for loss and one pass defended in the win vs. K.C. (10/29)... Became the first Broncos defensive back since Pro Football Hall of Fame CB Champ Bailey in 2004 to produce two or more tackles for loss in multiple games of a season... Was also the first Broncos defensive back since Bailey in 2004 (at N.O., 11/21) to have at least two tackles for



UPDATED PLAYER BIOS



loss and an interception in a game... Recorded his first career forced fumble and fumble recovery after stripping the ball from Bills RB James Cook on the first play of the game at Buf. (11/13)... Became the third Broncos cornerback in team history to record two fumble recoveries and two interceptions in a season after intercepting a pass, recovering one fumble and making two tackles (1 solo) in the win vs. Min. (11/19)... Made five tackles (3 solo) in the win vs. Cle. (11/26)... Recorded his first career sack on Texans QB CJ Stroud for a five-yard loss while also forcing one fumble and made two tackles (1 solo) at Hou. (12/3)... Became the first Broncos cornerback since CB Ray Crockett in 1996 to record sacks in back-to-back games after totaling one sack (10 yds.), five solo tackles and one pass defended at LAC (12/10).

2022: McMillian started one game with the Broncos during his rookie season, posting 7 tackles (6 solo) in Week 18 vs. LAC (1/8)... Spent Weeks 1-17 competing on Denver's practice squad.

COLLEGE: McMillian started 29-of-33 games played in his three seasons (2019-21) at East Carolina University... Totaled 127 tackles (97 solo), 12 interceptions (125 yds., 1TD), 23 passes defended, two forced fumbles and two fumble recoveries during his collegiate career... Started all 12 games played in 2021, notching 56 tackles (38 solo), five interceptions (42 yds., 1 TD), 11 passes defended, one forced fumble and two fumble recoveries... Selected as a semifinalist for the Jim Thorpe Award, which is an honor bestowed upon the nation's top defensive back... Named second-team All-AAC and was selected to five All-America teams following his final season... Opened 5-of-9 games played in 2020, posting 33 tackles (27 solo), four interceptions (31 yds.) and three passes defended... Tallied 38 tackles (32 solo), three interceptions (52 yds.), nine passes defended and one forced fumble while starting all 12 games played in 2019.

PERSONAL: McMillian prepped at West Forsyth High School in Winston-Salem, N.C., where he earned six letters as a three-sport athlete... Named to the Winston-Salem Journal All-Northwest Area team on three occasions and was a four-time All-Central Piedmont performer... Named West Forsyth Male Athlete of the Year as a junior... Collected 22 interceptions and two INT-TDs in high school... Also competed in basketball and track... Ja'Quan McMillian was born on June 4, 2000, in Winston-Salem, N.C.

Transactions

Signed by Denver as a college free agent 5/13/22.

Ja'Quan McMillian's NFL Regular Season Defensive Statistics

DATE	TEAM	GP	GS	TACKLES							INTERCEPTIONS					O. FUMB			ST				MISC				
				TK	S	A	TFL	YDS	SK	YDS	QBH	NO	YDS	LG	TD	PD	FF	FR	TD	YDS	TK	S	A	FF	FR	S	A
2022	DEN	1	1	7	6	1	0	0	0.0	0.0	0	0	0	0	0	0	0	0	0	0	0	0	0	0	0	0	0
2023	DEN	16	3	50	37	13	7	33	2.0	15.0	3	2	14	9	0	4	2	2	0	5	1	0	1	0	0	0	0
2024	DEN	17	9	81	61	20	4	26	1.0	14.0	2	2	44	44t	1	10	1	0	0	0	0	0	0	0	0	0	0
2025	DEN	2	0	4	2	2	1	2	1.0	2.0	1	0	0	0	0	0	1	0	0	0	0	0	0	0	0	0	0
NFL TOTALS		36	13	142	106	36	12	61	4.0	31.0	6	4	58	44T	1	14	4	2	0	5	1	0	1	0	0	0	0

Ja'Quan McMillian's NFL Postseason Defensive Statistics

DATE	TEAM	GP	GS	TACKLES							INTERCEPTIONS					O. FUMB			ST				MISC				
				TK	S	A	TFL	YDS	SK	YDS	QBH	NO	YDS	LG	TD	PD	FF	FR	TD	YDS	TK	S	A	FF	FR	S	A
2024	DEN	1	1	4	2	2	0	0	0.0	0.0	0	0	0	0	0	0	0	0	0	0	0	0	0	0	0	0	0
NFL TOTALS		1	1	4	2	2	0	0	0.0	0.0	0	0	0	0	0	0	0	0	0	0	0	0	0	0	0	0	0

SINGLE-GAME HIGHS: DEFENSIVE

- Total Tackles** 9 vs. Atlanta Falcons, Nov 17, 2024
...1 more at 9.
- Solo Tackles** 8 at Tampa Bay Buccaneers, Sep 22, 2024
- Sacks** 1.0 vs. Tennessee Titans, Sep 07, 2025
...3 more at 1.0.
- Passes Defended** 4 vs. Cleveland Browns, Dec 02, 2024
- Forced Fumbles** 1 vs. Tennessee Titans, Sep 07, 2025
...3 more at 1.
- Tackles For Loss** 3 at Kansas City Chiefs, Oct 12, 2023
- Interceptions** 1 vs. Cleveland Browns, Dec 02, 2024
...3 more at 1.
- Interception Return Yards** 44 vs. Cleveland Browns, Dec 02, 2024

SINGLE-GAME HIGHS - POSTSEASON: DEFENSIVE

- Total Tackles** 4 at Buffalo Bills, Jan 12, 2025
- Solo Tackles** 2 at Buffalo Bills, Jan 12, 2025




UPDATED PLAYER BIOS



2025 GAME-BY-GAME REGULAR-SEASON STATISTICS (DEN)

DATE	OPPONENT	P/S	TACKLES							INTERCEPTIONS					O. FUMB				ST				MISC		W/L	SCORE													
			TK	S	A	SK	YDS	TFL	YDS	QBH	NO	YDS	LG	TD	PD	FF	FR	TD	YDS	TK	S	A	FF	FR			S	A											
09/07	TEN	P	2	1	1	1.0	2.0	1	2	1	0	0	0	0	0	1	0	0	0	0	0	0	0	0	0	0	0	0	0	0	0	0	0	0	0	0	0	W	20-12
09/14	at IND	P	2	1	1	0.0	0.0	0	0	0	0	0	0	0	0	0	0	0	0	0	0	0	0	0	0	0	0	0	0	0	0	0	0	0	0	0	L	28-29	
2025 TOTALS		2-0	4	2	2	1.0	2.0	1	2	1	0	0	0	0	0	1	0	0	0	0	0	0	0	0	0	0	0	0	0	0	0	0	0	0	0	1-1			





77 G



QUINN MEINERZ

HEIGHT/WEIGHT: 6-3 / 320

BIRTHDAY: Nov. 15, 1998

NFL EXPERIENCE: 5th YR

GP/GS: 64/58

COLLEGE: Wisconsin-Whitewater

BORN: Hartford, Wis.

BRONCOS EXPERIENCE: 5th YR

ACQUIRED: D3a-'21

AT A GLANCE

- A fifth-year All-Pro guard who started 58-of-64 regular-season games and one postseason contest for Denver from 2021-25.
- Became the fifth Broncos offensive lineman--and first offensive lineman since guard Louis Vasquez in 2013--to be named first-team All-Pro by the AP.
- Named a team captain for the 2024 and '25 seasons.
- In 2024, started all 17 games played in the regular season and one postseason contest, totaling 1,214 offensive and special-teams snaps.
- Became the first offensive lineman since guard Louis Vasquez in 2013 to be named first-team All-Pro by the AP and the fifth Broncos offensive lineman to be named first team in club history.
- Played in 1,037-of-1,072 offensive snaps (96.7%) and started all 17 games at right guard for the Broncos in 2023.
- Started all 13 games played at RG during the 2022 season, totaling 752 offensive snaps and allowing only three sacks on 479 pass-blocking snaps.
- Appeared in 15 games (9 starts) (8 at RG; 1 at LG) during his rookie campaign in 2021.
- Appeared in 31 games (29 starts) over three seasons (2017-19) at the University of Wisconsin-Whitewater.
- Became the fifth Division-III player to be selected in the top 100 of an NFL draft.
- Started all 15 games in 2019, helping the Warhawks lead the Wisconsin Intercollegiate Athletic Conference in rushing (195.7 ypg) and first downs (310), while averaging 30.1 points and 376.7 yards per game.
- Earned All-Wisconsin Intercollegiate Athletic Conference, Associated Press and American Football Coaches Association first-team honors in 2019.
- Opened all 14 games in 2018, helping an offensive line that led the WIAC in scoring (39.2 ppg), rushing (240.5 ypg) and total offense (435.8 ypg), while ranking in the top 25 in scoring, first downs (260) and passing yards per completion (15.1).
- Played two games during his true freshman season at Wisconsin-Whitewater in 2017, earning WIAC Scholastic Honor Roll honors.
- Prepped at Hartford Union High School in Hartford, Wisc., where he competed in football, track & field and wrestling, while earning honorable mention all-state for offensive and defensive linemen.
- Selected by the Broncos in the third round (98th overall) of the 2021 NFL Draft.

2024: Meinerz was named first-team All-Pro by the Associated Press for the first time in his career after starting all 17 regular-season games and one postseason at right guard... Became the fifth Broncos offensive lineman and first offensive lineman since guard Louis Vasquez in 2013 to be named first-team All-Pro by the AP... Appeared in 1,214 offensive and special-teams snaps in the regular-season and postseason.

2023: Meinerz started all 17 games at right guard for the Broncos, totaling 1,037-of-1,072 offensive snaps (96.7%) for the team.

2022: Meinerz started all 13 games played at RG, totaling 752 offensive snaps and allowing only three sacks on 479 pass-blocking snaps... Did not play or was inactive from Weeks 2-5.

2021: Meinerz, who was selected by the Broncos in the third round (98th overall), appeared in 15 games (9 starts) (8 at RG; 1 at LG) during his rookie campaign... Made his NFL debut in a reserve role vs. NYJ (9/26)... Made first career start and opened the game at left guard vs. Bal. (10/3)... Collected second career start and opened his first career game at right guard vs. Phi. (11/14)... Started the final eight games of the season at right guard.

COLLEGE: Meinerz's 2020 collegiate season was canceled due to the COVID-19 pandemic... Started all 15 games played for the University of Wisconsin-Whitewater in 2019, earning All-Wisconsin Intercollegiate Athletic Conference, Associated Press and American Football Coaches Association first-team honors... Helped the Warhawks lead the WIAC in rushing (195.7 ypg) and first downs (310), while averaging 30.1 points and 376.7 yards per game... Aided the team in advancing to Stagg Bowl XLVII, the Division-III national championship game... Won the team's Glen Wills Offensive Lineman Award along with the Most Valuable Player award... Named to WIAC Scholastic Honor Roll... Opened all 14 games for the Warhawks during his sophomore season in 2018... Named first-team All-Wisconsin Intercollegiate Athletic Conference and was a National Strength and Conditioning Association All-American for his commitment to strength and conditioning... Helped the team lead the conference in scoring (39.2 ppg), rushing (240.5 ypg) and total offense (435.8 ypg), while ranking in the top 25 in scoring, first downs



UPDATED PLAYER BIOS



(260) and passing yards per completion (15.1)... Played two games during his true freshman season in 2017... Named to the WIAC Scholastic Honor Roll.

PERSONAL: Meinerz attended Hartford Union High School in Hartford, Wisc., where he was named honorable mention all-state for offensive and defensive linemen during his tenure... Competed in football, track & field and wrestling... Participated in the 2021 Senior Bowl... Quinn Meinerz (pronounced: minors) was born on Nov. 15, 1998, in Hartford, Wisc.

Transactions

Signed by Denver as a draft choice 7/24/21.


Quinn Meinerz's NFL Regular Season Statistics

DATE	TEAM	GP	GS
2021	DEN	15	9
2022	DEN	13	13
2023	DEN	17	17
2024	DEN	17	17
2025	DEN	2	2
NFL TOTALS		64	58

Quinn Meinerz's NFL Postseason Statistics

DATE	TEAM	GP	GS
2024	DEN	1	1
NFL TOTALS		1	1





19 WR



**MARVIN
MIMS JR.**

HEIGHT/WEIGHT: 5-11 / 184

COLLEGE: Oklahoma

BIRTHDAY: Mar. 19, 2002

BORN: Frisco, Texas

NFL EXPERIENCE: 3rd YR

BRONCOS EXPERIENCE: 3rd YR

GP/GS: 35/9

ACQUIRED: D2-'23

AT A GLANCE

- A third-year wide receiver who is the second player in team history to be named an All-Pro by the Associated Press in each of his first two seasons in the NFL, joining OLB Von Miller
- Became the second player in team history to be named an All-Pro by the Associated Press multiple times as a returner.
- Appeared in 35 regular-season games (9 starts) for the Broncos (2023-25), catching 66 passes for 916 yards (13.9 avg.) with eight touchdowns and rushing 22 times for 72 yards (3.3 avg.).
- Played in one postseason contest with Denver (2024), catching two receptions for 12 yards (6.0 avg) and rushing twice for one yard (0.5 avg.).
- Had also returned 27 kickoffs for 725 yards (26.9 avg.) with one touchdown and 49 punts for 767 yards (15.7 avg.).
- In 2024, started 2-of-17 regular-season games and totaled 39 receptions for 503 yards (12.9 avg) and six touchdowns while also totaling 13 rushes for 42 yards (3.2 avg).
- Became the first Bronco since 1982 to lead the NFL in punt return average in 2024, returning 26 punts for 408 yards (15.7 avg.) to earn first-team All-Pro honors from the AP as a punt returner.
- Totaled 709 return yards during his rookie season in 2023, the most by a Broncos' rookie since WR Eddie Royal (740) in 2008.
- Appeared in 37 games (24 starts) at the University of Oklahoma (2020-22), recording 123 receptions for 2,398 yards (19.5 avg.) with 20 touchdowns.
- Rushed five times for 35 yards (7.0 avg.) and also returned 33 punts for 391 yards (11.8 avg.) and three kickoffs for 70 yards (23.3 avg.).
- Was named first-team All-Big 12 by the conference coaches and second-team All-Big 12 by the Associated Press in 2022 after leading the Sooners with 54 catches for 1,083 yards (20.1 avg.) with six scores in 13 games (12 starts).
- Started 11-of-13 games played in 2021, leading the team with 705 yards on 32 catches (22.0 avg.) with five touchdowns to earn All-Big 12 honorable mention accolades.
- Was named second-team All-Big 12 by the league's coaches and media after playing in 11 games (1 start) and leading the team with 610 yards on 37 receptions (16.5 avg.) with nine scores in 2020.
- Became the first Oklahoma wide receiver to earn FWAA Freshman All-America status and also received Freshman All-America honors from The Athletic and ESPN.
- Selected by the Broncos in the second round (63rd overall) of the 2023 NFL Draft.

2025: Mims Jr. returned three kickoffs for 82 yards (27.3 avg.) along with four punts for 47 yards (11.8) in the season opener vs. Ten. (9/7)... Returned two kickoffs for 52 yards (23.3 avg.) along with two receptions for 24 yards (12.0 avg.) with one touchdown at Ind. (9/14).

2024: Mims Jr. was named first-team All-Pro by the Associated Press as a punt returner, becoming the second player in team history to be named an All-Pro in each of his first two seasons... Also became just the second player in team annals to be named All-Pro multiple times as a returner by the AP... Appeared in 17 regular-season games (2 starts) with one postseason contest, totaling 39 receptions for 503 yards (12.9 avg) with six touchdowns while also totaling 13 rushes for 42 yards (3.2 avg)... Also returned 26 punts for 408 yards (15.7 avg.), becoming the first Bronco since 1982 to lead the league in punt return average... Returned three kickoffs for 69 yards (23.0 avg.) and five punts for 47 yards (9.4 avg.) in the season opener at Sea. (9/8)... His 116 total return yards were the most by a Bronco in a Week 1 matchup since former Broncos WR Eric Decker (128) in 2011 (vs. Oak., 9/12)... Rushed once for 17 yards and caught one pass for seven yards along with returning two punts for 54 yards (27.0 avg.) vs. L.V. (10/6)... Totaled 110 all-purpose yards vs. Atl. (11/17), returning three punts for 57 yards (19.0 avg.), catching two passes for 49 yards (24.5 avg.) and rushing three times for four yards (1.3 avg.)... He also recorded his first touchdown of the season after carrying the ball 12 yards on a screen versus the Falcons... Caught three passes for 44 yards (14.7 avg.) in the win at L.V. (11/24)... Recorded his second career 100-yard performance after catching three passes for 105 yards (25.0 avg.) with one touchdown vs. Cle. (12/2)... His 93-yard touchdown connection with QB Bo Nix against Cleveland was tied for the fourth-longest touchdown in team history... Recorded a career-high 97 yards (32.3 avg.) on three punt returns in the win vs. Ind (12/15)... Caught three passes for 62 yards (20.7 avg.) at LAC (12/19)... Tallied his third career 100-yard performance at Cin. (12/28), finishing the contest with eight catches for 103 yards (12.9 avg.) with a career-high two touchdowns... Caught a 51-yard touchdown pass from QB Bo Nix in the contest to tie the game





at 17-17 in the fourth quarter... It was Mims' second 50-yard touchdown reception of the season, tying him for the second-most such catches by a Bronco since at least 2004... Recorded his second consecutive game with multiple receiving touchdowns vs K.C. (1/5), becoming the first Bronco since former Broncos TE Julius Thomas in 2014 to have back-to-back games with at least two touchdown catches... Made his NFL postseason debut in the AFC Wild Card Round at Buf. (1/12), catching two passes for 12 yards (6.0 avg.).

2023: Mims Jr. became the second Broncos' rookie in team history to be selected to the Pro Bowl and Associated Press All-Pro team same season... Caught 22 passes for 377 yards (17.1 avg.) with one touchdown and rushed nine times for 30 yards (3.3 avg.) during his rookie season... Also returned 15 kickoffs for 397 yards (26.5 avg.) with one touchdown and 19 punts for 312 yards (16.4 avg.)... His 709 return yards were the most by a Broncos' rookie since WR Eddie Royal (740) in 2008... Made his NFL debut in the season opener vs. L.V. (9/10), catching two passes for nine yards (4.5 avg.) and returning two kickoffs for 55 yards (27.5 avg.)... His 55 kickoff return yards were the most by a Bronco in a Week 1 game since CB Perrish Cox's 62 in 2010 (at Jac., 9/12)... It was also the most kickoff return yards by a Broncos rookie since WR Tyrie Cleveland's 77 yards in 2020 (at K.C., 12/6)... Caught two passes for 113 yards (56.5 avg.), including his first NFL touchdown of 60 yards from QB Russell Wilson, vs. Was. (9/17)... Also rushed twice for 10 yards (5.0 avg.) and returned one punt for 45 yards (45.0 avg.)... With catches of 60 and 53 yards, became the first Bronco rookie since the AFL-NFL merger to record multiple catches of 50+ yards in the same game... Also became the first Bronco rookie and eighth NFL rookie since 1998 to record three plays of 45 or more yards in a single game with his catches of 53 and 60 yards and punt return of 45 yards... Caught three passes for 73 yards (24.3 avg.) and also returned two kickoffs for 121 yards (60.5 avg.), including returning one for a 99-yard score, at Mia. (9/24)... His 99-yard kickoff return touchdown was the fifth-longest by a Bronco and the first kickoff return score by a Denver player since former Broncos WR Trindon Holliday in 2013 (vs. Phi., 9/29)... Returned a punt 25 yards to help set up a score and also caught two passes for 47 yards to help the Broncos win at Chi. (10/1)... His 48-yard reception from Wilson in the fourth quarter helped set up the game-winning 51-yard field goal by K Wil Lutz... Caught three passes for a team-high 63 yards (21.0 avg.) and also returned three punts for 59 yards (19.7 avg.) and two kickoffs for 28 yards (14.0 avg.) vs. N.E. (12/24).

COLLEGE: Mims Jr. appeared in 37 games (24 starts) at Oklahoma (2020-22), where he caught 213 passes for 2,398 yards (19.5 avg.) with 20 scores... Also rushed five times for 35 yards (7.0 avg.) while returning 33 punts for 391 yards (11.8 avg.) and three kickoffs for 70 yards (23.3. avg.)... Was named first-team All-Big 12 by the league's coaches and second-team All-Big 12 by the Associated Press in 2022 after playing in 13 games (12 starts)... Led the team with 54 receptions for 1,083 yards (20.1 avg.) with six touchdowns... Led the conference in yards per reception while also ranking second in receiving yards and receiving yards per game (83.3)... Also returned 10 punts for 160 yards (16.0 avg.)... Started 11-of-13 games played during 2021, leading the team with 705 yards on 32 catches (22.0 avg.) with five touchdowns to earn All-Big 12 honorable mention accolades... Led the conference and ranked fourth in the nation in yards per reception... Also returned 10 punts for 69 yards (6.9 avg.) and two kickoffs for 51 yards (25.5 avg.)... Became the first Oklahoma wide receiver to earn FWAA Freshman All-America status and also received Freshman All-American honors from The Athletic and ESPN in 2020... Was named second-team All-Big 12 by the league's coaches and media after playing in 11 games (1 start) and leading the team with 610 yards on 37 receptions (16.5 avg.) with nine scores... His nine receiving scores were a Big 12 true freshman record... Also ranked eighth nationally with a 12.5 punt return average (162 yards on 13 returns).

PERSONAL: Mims Jr. was the Texas high school state record holder in career receiving yards (5,485) and single-season receiving yards (2,629)... Also recorded 32 touchdowns on 117 catches during his senior season at Lone Star High School in Frisco, Texas... Produced over 5,400 receiving yards and more than 60 touchdowns during his high school career... Was a finance major at the University of Oklahoma... Marvin Mims Jr. was born on March 19, 2002, in Frisco, Texas.

Transactions

Signed by Denver as a draft pick 5/16/23.

Marvin Mims Jr.'s NFL Regular Season Rushing/Receiving Statistics

DATE	TEAM	RECEIVING							RUSHING				
		GP	GS	NO.	YDS.	AVG.	LG	TD	NO.	YDS.	AVG.	LG	TD
2023	DEN	16	7	22	377	17.1	60t	1	9	30	3.3	11	0
2024	DEN	17	2	39	503	12.9	93t	6	13	42	3.2	17	0
2025	DEN	2	0	5	36	7.2	23t	1	0	0	0.0	0	0
NFL TOTALS		35	9	66	916	13.9	93T	8	22	72	3.3	17	0

Marvin Mims Jr.'s NFL Postseason Rushing/Receiving Statistics

DATE	TEAM	RECEIVING							RUSHING				
		GP	GS	NO.	YDS.	AVG.	LG	TD	NO.	YDS.	AVG.	LG	TD
2024	DEN	1	0	2	12	6.0	15	0	2	1	0.5	4	0
NFL TOTALS		1	0	2	12	6.0	15	0	2	1	0.5	4	0



UPDATED PLAYER BIOS



Marvin Mims Jr.'s NFL Regular Season Return Statistics

KICKOFF RETURNS							PUNT RETURNS					
DATE	TEAM	RET.	YDS.	AVG.	LG	TD	NO.	FC	YDS.	AVG.	LG	TD
2023	DEN	15	397	26.5	99t	1	19	13	312	16.4	52	0
2024	DEN	7	194	27.7	38	0	26	25	408	15.7	61	0
2025	DEN	5	134	26.8	31	0	4	3	47	11.8	18	0
NFL TOTALS		27	725	26.9	99T	1	49	41	767	15.7	61	0

Marvin Mims Jr.'s NFL Postseason Return Statistics

KICKOFF RETURNS							PUNT RETURNS					
DATE	TEAM	RET.	YDS.	AVG.	LG	TD	NO.	FC	YDS.	AVG.	LG	TD
2024	DEN	0	0	0.0	0	0	1	0	0	0.0	0	0
NFL TOTALS		0	0	0.0	0	0	1	0	0	0.0	0	0

SINGLE-GAME HIGHS: RUSHING/RECEIVING

Rush Attempts	3 vs. Atlanta Falcons, Nov 17, 2024 ...1 more at 3.	Longest Kickoff Return	99t at Miami Dolphins, Sep 24, 2023
Rushing Yards	17 at Kansas City Chiefs, Nov 10, 2024 ...1 more at 17.	Kickoff Return TDs	1 at Miami Dolphins, Sep 24, 2023
Longest Runs	17 vs. Las Vegas Raiders, Oct 06, 2024	Fair Catches	4 vs. Kansas City Chiefs, Jan 05, 2025 ...2 more at 4.
Receptions	8 at Cincinnati Bengals, Dec 28, 2024	Punt Return Yards	97 vs. Indianapolis Colts, Dec 15, 2024
Receiving Yards	113 vs. Washington Commanders, Sep 17, 2023	Longest Punt Return	61 vs. Indianapolis Colts, Dec 15, 2024
Receiving Average	35.0 vs. Cleveland Browns, Dec 02, 2024	Punt Returns	5 at Seattle Seahawks, Sep 08, 2024
Longest Receptions	93t vs. Cleveland Browns, Dec 02, 2024	Punt Return Average	32.3 vs. Indianapolis Colts, Dec 15, 2024
Receiving TDs	2 vs. Kansas City Chiefs, Jan 05, 2025 ...1 more at 2.	Kickoff Return Average	27.3 vs. Tennessee Titans, Sep 07, 2025
All-Purpose Yards	197 at Miami Dolphins, Sep 24, 2023	Most TDs	2 vs. Kansas City Chiefs, Jan 05, 2025 ...1 more at 2.
Kickoff Returns	3 vs. Tennessee Titans, Sep 07, 2025 ...1 more at 3.	Miscellaneous Tackles	1 at Los Angeles Chargers, Dec 10, 2023 ...1 more at 1.
Kickoff Return Yards	121 at Miami Dolphins, Sep 24, 2023		

SINGLE-GAME HIGHS - POSTSEASON: RUSHING/RECEIVING

Rushing Yards	1 at Buffalo Bills, Jan 12, 2025	Receiving Yards	12 at Buffalo Bills, Jan 12, 2025
Longest Runs	4 at Buffalo Bills, Jan 12, 2025	Longest Receptions	15 at Buffalo Bills, Jan 12, 2025
Receptions	2 at Buffalo Bills, Jan 12, 2025	All-Purpose Yards	13 at Buffalo Bills, Jan 12, 2025

100-YARD RECEIVING GAMES (3): REGULAR SEASON

DATE	TEAM	NO.	YDS.	AVG.	LG	TD
09/17/23	WAS	2	113	56.5	60t	1
12/02/24	CLE	3	105	35.0	93t	1
12/28/24	at CIN	8	103	12.9	51t	2

2025 GAME-BY-GAME REGULAR-SEASON STATISTICS (DEN)

DATE	OPPONENT	P/S	RECEIVING					RUSHING					W/L	SCORE	
			NO.	YDS.	AVG.	LG	TD	NO.	YDS.	AVG.	LG	TD			
09/07	TEN	P	3	12	4.0	7	0	0	0	0.0	0	0	0	W	20-12
09/14	at IND	P	2	24	12.0	23t	1	0	0	0.0	0	0	0	L	28-29
2025 TOTALS		2-0	5	36	7.2	23T	1	0	0	0.0	0	0	0	1-1	




UPDATED PLAYER BIOS



2025 GAME-BY-GAME REGULAR-SEASON STATISTICS (DEN)

DATE	OPPONENT	P/S	KICKOFF RETURNS					PUNT RETURNS					W/L	SCORE	
			RET	YDS	AVG	LG	TD	NO	FC	YDS	AVG	LG			TD
09/07	TEN	P	3	82	27.3	31	0	4	3	47	11.8	18	0	W	20-12
09/14	at IND	P	2	52	26.0	28	0	0	0	0	0.0	0	0	L	28-29
2025 TOTALS		2-0	5	134	26.8	31	0	4	3	47	11.8	18	0	1-1	





21 CB



RILEY MOSS

HEIGHT/WEIGHT: 6-1/193

COLLEGE: Iowa

BIRTHDAY: Mar. 3, 2000

BORN: Ankeny, Iowa

NFL EXPERIENCE: 3rd YR

BRONCOS EXPERIENCE: 3rd YR

GP/GS: 30/16

ACQUIRED: D3b-'23

AT A GLANCE

- A third-year cornerback who has played in 30 regular-season games (16 starts) for the Broncos (2023-25), recording 101 tackles (75 solo), one interception, 11 passes defended, one forced fumble, one fumble recovery and three special-teams tackles.
- Made one appearance in a postseason game (1 start) with Denver (2024), totaling seven tackles (5 solo) and one pass defended.
- In his first year as a starter in 2024, recorded 86 tackles (65 solo), one interception, eight passes defended, one forced fumble and one fumble recovery.
- Appeared in 54 career games (40 starts) over five seasons (2018-22) at the University of Iowa.
- Recorded 158 tackles (123 solo), 11 interceptions (239 yds., 3 TDs), 37 passes defended, two forced fumbles and one fumble recovery during his collegiate career.
- Recorded 47 tackles (31 solo), one interception, 12 passes defended and two forced fumbles in 13 starts in 2022, being named second-team All-Big Ten by the Associated Press.
- Produced 39 tackles (34 solo), four interceptions (85 yds., 2 TDs), nine passes defended and one fumble recovery to earn third-team All-America honors by the Associated Press and first-team All-Big Ten in 2021.
- Was named All-Big Ten honorable mention by the league's coaches and media in 2020 after making 43 tackles (33 solo), two interceptions (111 yds, 1 TD) and six passes defended in eight starts.
- Appeared in 13 games (6 starts) in 2018, totaling 24 tackles (20 solo), two interceptions (36 yds.) and five passes defended.
- Attended Centennial High School in Ankeny, Iowa, where he recorded 29 tackles and one interception as a senior along with 14 kickoff returns for 358 yards (25.6 avg.) with one touchdown and 24 punt returns for 347 yards (14.5 avg.) with one touchdown.
- Selected by the Broncos in the third round (83rd overall) of the 2023 NFL Draft.

2025: Moss tallied seven tackles (5 solo) and two passes defended vs. Ten. (9/7).

2024: Moss started 14 contests for Denver, logging 86 tackles (65 solo), one interception, eight passes defended, one forced fumble and one fumble recovery... Made his first career start and led the Broncos with 12 tackles (8 solo) at Sea. (9/8)... Tied for the seventh most tackles (12) in the NFL on opening weekend... Recorded six tackles (3 solo) along with first-career pass defended and one forced fumble (recovered by S Brandon Jones) to help seal the victory late in the fourth quarter at T.B. (9/22)... Tallied eight tackles (7 solo), one pass defended and one fumble recovery (forced by S Brandon Jones) on the Jets' opening drive at NYJ (9/29)... Nabbed two passes defended, including his first-career interception on a jump ball from Raiders QB Gardner Minshew vs. L.V. (10/6)... Registered six solo tackles and two passes defended vs. Atl. (11/17)... Recorded a single-game career high 14 tackles (11 solo) at Cin. (12/28)... Started his first career postseason game at Buf. (1/12) in the AFC Wild Card Playoff, tallying seven tackles (5 solo).

2023: Moss finished his rookie season with three tackles (1 solo) in 14 games after being drafted in the third round (83rd overall) of the 2023 NFL Draft... Made his NFL debut at Mia. (9/24)... Made his first career tackle in the win vs. Min. (11/19).

COLLEGE: Moss played five seasons (2018-22) at the University of Iowa, finishing his career with 158 tackles (123 solo), 11 interceptions (239 yds.), 37 passes defended, two forced fumbles and one fumble recovery... Earned first-team All-Big Ten accolades by the league's coaches and second-team All-Big Ten by the media and Associated Press in 2022 after producing 47 tackles (31 solo), one interception, 12 passes defended and two forced fumbles in 13 starts... Started all 11 games in 2021, racking up 39 tackles (34 solo), four interceptions (85 yds., 2 TDs), nine passes defended and one fumble recovery to earn third-team All-America and first-team All-Big Ten honors by the Associated Press... Was named Big Ten Conference Defensive Player of the Week after picking off two passes and returning them for scores vs. Indiana (9/4)... Named All-Big Ten honorable mention by the league's coaches and media after starting all eight games at cornerback in 2020... Made 43 tackles (33 solo), two interceptions (111 yds, 1 TD) and six passes defended... Played in nine games (2 starts) in 2019, totaling five solo tackles, two interceptions (7 yds.) and five passes defended... Made appearances in all 13 games (6 starts) in 2018, totaling 24 tackles (20 solo), two interceptions (36 yds.) and five passes defended... Was named Big 10 Conference Freshman of the Week after making five tackles (4 solo) and picking off two passes at Minnesota (10/6).

PERSONAL: Moss attended Centennial High School in Ankeny, Iowa, where he was first-team Class 4A All-State and All-District, named to the Des Moines Register Elite All-State team and was a finalist for the State of Iowa Male Athlete of the Year as a senior... Was a two-time



UPDATED PLAYER BIOS



letter winner in football as a defensive back, wide receiver and return specialist... Also lettered in track as a sprinter and hurdler... Earned his bachelor's degree in sports and recreation management from the University of Iowa... Riley Moss was born on March 3, 2000, in Ankeny, Iowa.

Transactions

Signed by Denver as a draft pick 5/12/23.

Riley Moss' NFL Regular Season Defensive Statistics

DATE	TEAM	GP	GS	TACKLES								INTERCEPTIONS					O. FUMB				ST				MISC				
				TK	S	A	TFL	YDS	SK	YDS	QBH	NO	YDS	LG	TD	PD	FF	FR	TD	YDS	TK	S	A	FF	FR	S	A		
2023	DEN	14	0	3	1	2	0	0	0.0	0.0	0	0	0	0	0	0	0	0	0	0	0	0	3	1	2	0	0	0	0
2024	DEN	14	14	86	65	21	1	3	0.0	0.0	0	1	0	0	0	8	1	1	0	0	0	0	0	0	0	0	0	0	
2025	DEN	2	2	12	9	3	0	0	0.0	0.0	0	0	0	0	3	0	0	0	0	0	0	0	0	0	0	0	0		
NFL TOTALS		30	16	101	75	26	1	3	0.0	0.0	0	1	0	0	0	11	1	1	0	0	0	3	1	2	0	0	0	0	

Riley Moss' NFL Postseason Defensive Statistics

DATE	TEAM	GP	GS	TACKLES								INTERCEPTIONS					O. FUMB				ST				MISC		
				TK	S	A	TFL	YDS	SK	YDS	QBH	NO	YDS	LG	TD	PD	FF	FR	TD	YDS	TK	S	A	FF	FR	S	A
2024	DEN	1	1	7	5	2	0	0	0.0	0.0	0	0	0	0	0	0	0	0	0	0	0	0	0	0	0	0	0
NFL TOTALS		1	1	7	5	2	0	0	0.0	0.0	0	0	0	0	0	0	0	0	0	0	0	0	0	0	0	0	0

SINGLE-GAME HIGHS: DEFENSIVE

Total Tackles 14 at Cincinnati Bengals, Dec 28, 2024
Solo Tackles 11 at Cincinnati Bengals, Dec 28, 2024
Passes Defensed 2 vs. Tennessee Titans, Sep 07, 2025
 ...2 more at 2.

Forced Fumbles 1 at Tampa Bay Buccaneers, Sep 22, 2024
Interceptions 1 vs. Las Vegas Raiders, Oct 06, 2024

SINGLE-GAME HIGHS - POSTSEASON: DEFENSIVE


Total Tackles 7 at Buffalo Bills, Jan 12, 2025
Solo Tackles 5 at Buffalo Bills, Jan 12, 2025

Passes Defensed 1 at Buffalo Bills, Jan 12, 2025

2025 GAME-BY-GAME REGULAR-SEASON STATISTICS (DEN)

DATE	OPPONENT	P/S	TACKLES								INTERCEPTIONS					O. FUMB				ST				MISC					
			TK	S	A	SK	YDS	TFL	YDS	QBH	NO	YDS	LG	TD	PD	FF	FR	TD	YDS	TK	S	A	FF	FR	S	A	W/L	SCORE	
09/07	TEN	S	7	5	2	0.0	0.0	0	0	0	0	0	0	0	2	0	0	0	0	0	0	0	0	0	0	0	0	W	20-12
09/14	at IND	S	5	4	1	0.0	0.0	0	0	0	0	0	0	0	1	0	0	0	0	0	0	0	0	0	0	0	L	28-29	
2025 TOTALS		2-2	12	9	3	0.0	0.0	0	0	0	0	0	0	0	3	0	0	0	0	0	0	0	0	0	0	0	1-1		





10 QB



BO NIX

HEIGHT/WEIGHT: 6-2 / 217

COLLEGE: Oregon

BIRTHDAY: Feb. 25, 2000

BORN: Pinson, Ala.

NFL EXPERIENCE: 2nd YR

BRONCOS EXPERIENCE: 2nd YR

GP/GS: 19/19

ACQUIRED: D1-'24

AT A GLANCE

- A second-year quarterback who has appeared in 19 career regular-season games (19 starts) with Denver (2024-25), completing 423-of-637 passes (66.4%) for 4,157 yards with 33 touchdowns and 15 interceptions (92.1 rtg.).
- Also rushed 103 times for 468 yards (4.5 avg.) with four scores and caught one pass for two yards with one touchdown.
- Played in one postseason game (1 start) with Denver (2024), totaling 13-of-22 passing (59.1%) with one touchdown (93.8 rtg.) while also rushing four times for 43 yards (10.8 avg.).
- Has totaled the fifth-most passing touchdowns among NFL QBs since Week 4 of the 2024 season.
- Named a finalist for the 2024 Associated Press NFL Offensive Rookie of the Year Award.
- Became the second Broncos' signal caller to lead the club to the postseason as a rookie.
- Became the first rookie quarterback in league history to record multiple games with at least 300 passing yards, four passing scores and a passer rating of 140.0+ and the first rookie signal caller with at least seven games with multiple passing scores and no interceptions.
- Totaled the most offensive touchdowns (34), passing touchdowns (29) and passing yards (3,775) among rookies in 2024.
- Set Broncos rookie season records for passing touchdowns (29), completions (376) and passing yards (3,775) in 2024.
- Threw for 29 passing touchdowns as a rookie, which were the second most all-time by a rookie quarterback while his 19 passing scores at home were the most by a rookie in league history.
- In 2024, finished his first season with the Broncos starting in all 17 games and one postseason contest with 3,775 yards (6.7 avg.) on 376-of-567 passing (66.3%) with 29 touchdowns and 12 interceptions (93.3 rtg) while also totaling 92 rushes for 430 yards (4.7) and four touchdowns.
- Became the third Bronco all-time, and first since 2002, to win NFL Offensive Rookie of the Month after completing 82-of-123 passes (66.7%) for 870 yards with seven touchdowns and one interception (102.7 rtg.) while also rushing 29 times for 149 yards (5.1 avg.) with two scores in October.
- Was the second rookie in team history to be named Player of the Week multiple times after earning the award in Weeks 11 and 18.
- Set an NCAA single-season record for completion percentage (77.4%) and Oregon single-season records in completions (364), passing yards (4,508) and passing touchdowns (45).
- Started all 61 games played during his collegiate career, completing 1,286-of-1,936 passes (66.4%) for 15,352 yards with 113 touchdowns and 26 interceptions (149.6 rtg.) in addition to rushing 405 times for 1,613 yards (4.0 avg.) and 38 scores.
- Was named Associated Press Pac-12 Offensive Player of the Year in 2023 after connecting on 364-of-470 passes (77.4%) for 4,508 yards with 45 scores and three picks (188.3 rtg.).
- Became the only FBS player in 2022 and the eighth player since 2000 to record at least 29 passing TDs and 14 rushing TDs in a season.
- In 2022, started all 13 games played and ranked fifth in the nation in total touchdowns (44) and 12th in total offense (315.6 ypg).
- Selected by the Broncos in the first round (12th overall) of the 2024 NFL Draft.

2025: Completed 22-of-30 passes (73.3%) for 206 yards with three touchdowns and one interception (111.2 rtg.) at Ind. (9/14)... The Colts game marked his 11th contest with multiple passing touchdowns and his sixth game with at least three passing scores.

2024: Nix started in all 17 games and one postseason contest, totaling 3,775 yards (6.7 avg.) on 376-of-567 passing (66.3%) with 29 touchdowns and 12 interceptions (93.3 rtg)... Also totaled 92 rushes for 430 yards (4.7 avg) and four touchdowns... His 29 passing touchdowns were the second most by a rookie in NFL history while his 19 touchdown passes in home games were the most by a rookie signal caller in league history... Made his first career start in the Week 1 matchup at Sea. (9/8), completing 26-of-42 passes (61.9%) for 138 yards with two interceptions (47.5 rtg.) while also rushing five times for 35 yards (7.0 avg.) with one score... Led Denver to their first win of the season and his first career win at T.B. (9/22) after completing 25-of-36 passes for 216 yards (85.0 rtg.) and rushing nine times for 47 yards (5.2 avg.)... Recorded his first career passing touchdown in the win at NYJ (9/29)... Completed 19-of-27 passes for 206 yards with two touchdowns (117.2 rtg.) along with eight rushes for nine yards (1.1 avg.) in the win vs. L.V. (10/6)... His game against the Raiders marked just the fifth time in team history a rookie QB recorded a 100-passer rating or better while attempt at least 25 passes... Completed 28-of-37 passes for 284 yards with three touchdowns (124.2 rtg.) and also rushed five times for four yards with one score vs. Car. (10/27)... Became the first Bronco in team history and seventh rookie all-time to record three passing touchdowns, one rushing score and no interceptions in a game... His fifth win set a franchise record for more victories by a rookie signal caller... Became the third Bronco all-time--and first since



UPDATED PLAYER BIOS



2002--to win NFL Offensive Rookie of the Month after completing 82-of-123 passes (66.7%) for 870 yards with seven touchdowns and one interception (102.7 rtg.) while also rushing 29 times for 149 yards (5.1 avg.) with two scores in October... Became the third quarterback in NFL history to record one passing, receiving and rushing score as a rookie after catching one pass for a touchdown at Bal. (11/3)... Also set a Broncos rookie season record for most passing yards after completing 19-of-33 passes for 223 yards with one interception (65.6 rtg.) against the Ravens... Completed 22-of-30 passes for 215 yards with two touchdowns (115.3 rtg.) at K.C. (11/10)... Connected on 28-of-33 passes (84.8%) for 307 yards with four touchdowns (145.0 rtg.) vs. Atl. (11/17), becoming the first Broncos rookie to earn a 100+ passer rating in back-to-back games... He also became just the second rookie quarterback in league history to record 300+ passing yards, 4+ passing touchdowns and a 140+ passer rating in a game... His 84.8 completion percentage was the second-highest by any quarterback in franchise history with at least 30 passing attempts... Completed 25-of-42 passes (59.5%) for 273 yards with two touchdowns (94.6 rtg.) in the win at L.V. (11/24)... Became the second rookie in NFL history to record eight passing touchdowns and no interceptions in a three-game span... Completed 18-of-35 passes for 294 yards with one touchdown and two interceptions (65.7 rtg.) in the Monday Night Football win vs. Cle. (12/2)... His 93-yard touchdown pass to WR Marvin Mims Jr. was tied for the fourth-longest touchdown in team history... Completed 29-of-40 passes for 263 yards with two touchdowns and no interceptions (106.6 rtg.) at LAC (12/19)... It was his seventh game of the season with at least 200 passing yards, two touchdowns and no interceptions, tying for the second-most such games by a rookie in NFL history... Completed 24-of-31 passes for 215 yards with three touchdowns and one interception (114.9 rtg.) at Cin. (12/28)... Set a franchise record for highest completion percentage in a game, completing 26-of-29 passes (89.7%) for 312 yards with four touchdowns and no interceptions (152.4 rtg.) vs K.C. (1/5)... Additionally, his 152.4 passer rating was the third highest in a game in team history and best since Pro Football Hall of Fame QB Peyton Manning in 2014 (157.2 vs. S.F., 10/19)... Started the game completing his first 18 passes of the contest, which was the most in franchise history to start the game and tied for the fourth most to start a contest by any NFL quarterback—as well as the most by a rookie—since at least 1977... Made his NFL postseason debut in the AFC Wild Card Round at Buf. (1/12), joining Pro Football Hall of Fame quarterback John Elway as the only rookie signal callers in team history to lead the club to the postseason... Connected on 13-of-22 passes for 144 yards with one touchdown (93.7 rtg.).

COLLEGE: Nix set an NCAA single-season record for completion percentage (77.4%) and Oregon single-season records in completions (364), passing yards (4,508) and passing touchdowns (45)... Started all 61 games played during his collegiate career, completing 1,286-of-1,936 passes (66.4%) for 15,352 yards with 113 touchdowns and 26 interceptions (149.6 rtg.) in addition to rushing 405 times for 1,613 yards (4.0 avg.) and 38 scores... Was named Associated Press Pac-12 Offensive Player of the Year after connecting on 364-of-470 passes (77.4%) for 4,508 yards with 45 scores and three picks (188.3 rtg.)... Finished fourth in Heisman Trophy voting after setting an NCAA single-season record for completion percentage (77.4%)... Also broke Oregon single-season records in completions (364), passing yards (4,508) and passing touchdowns (45)... Started all 13 games played, ranking fifth in the nation in total touchdowns (44) and 12th in total offense (315.6 ypg)... Became the only FBS player that season and the eighth player since 2000 to record at least 29 passing TDs and 14 rushing TDs in a season... Completed 294-of-409 passes for 3,593 yards with 29 touchdowns and seven picks (165.7 rtg.)... Finished the season with 2,294 yards on 197-of-323 passing (61.0%) with 11 touchdowns and three interceptions (130.0 rtg.)... Played in the first 10 games of the season before missing the remainder of the year with an injury... Was voted a team captain and played in 11 games, completing 214-of-357 passing (59.9%) for 2,415 yards with 12 touchdowns and seven interceptions (123.9 rtg.)... Rushed a career-high 108 times for 388 yards (3.6 avg.) with seven scores... Played in 13 games, setting Auburn freshman records for completions, passing yards and passing touchdowns... Connected on 217-of-377 passes (57.6%) for 2,542 yards with 16 scores (125.0 rtg.)... Was the first true freshman quarterback to start the season opener for Auburn since 1946.

PERSONAL: Nix attended Pinson Valley (Ala.) High School, where he set Alabama state records with more than 12,000 career total offense yards and 161 touchdowns accounted for (127 pass, 34 rush)... Named Alabama Gatorade Player of the Year, USA Today All-USA Offensive Player of the Year finalist, Alabama Offensive Player of the Year and All-America first-team... Also played baseball and basketball... Bo Nix was born on Feb. 25, 2000, in Pinson, Ark.

Transactions

Signed by Denver as a draft pick 5/10/24.

Bo Nix's NFL Regular Season Passing/Rushing Statistics

DATE	TEAM	PASSING													RUSHING				
		GP	GS	ATT.	CMP.	PCT.	YDS	AVG.	TD	INT.	LG	SK	LST	RATE	NO.	YDS.	AVG.	LG	TD
2024	DEN	17	17	567	376	66.3	3,775	6.7	29	12	93t	24	198	93.3	92	430	4.7	32	4
2025	DEN	2	2	70	47	67.1	382	5.5	4	3	42	1	10	82.0	11	38	3.5	18	0
TOTALS		19	19	637	423	66.4	4,157	6.5	33	15	93T	25	208	92.1	103	468	4.5	32	4

Bo Nix's NFL Postseason Passing/Rushing Statistics

DATE	TEAM	PASSING													RUSHING				
		GP	GS	ATT.	CMP.	PCT.	YDS	AVG.	TD	INT.	LG	SK	LST	RATE	NO.	YDS.	AVG.	LG	TD
2024	DEN	1	1	22	13	59.1	144	6.5	1	0	43t	2	14	93.8	4	43	10.8	18	0
TOTALS		1	1	22	13	59.1	144	6.5	1	0	43T	2	14	93.8	4	43	10.8	18	0



UPDATED PLAYER BIOS



SINGLE-GAME HIGHS: QUARTERBACK

Pass Attempts	42 at Las Vegas Raiders, Nov 24, 2024 ...1 more at 42.	Passer Rating	152.4 vs. Kansas City Chiefs, Jan 05, 2025
Pass Completions	29 at Los Angeles Chargers, Dec 19, 2024	Rush Attempts	10 at New Orleans Saints, Oct 17, 2024
Yards Passing	321 vs. Kansas City Chiefs, Jan 05, 2025	Rushing Yards	75 at New Orleans Saints, Oct 17, 2024
TD Passes	4 vs. Kansas City Chiefs, Jan 05, 2025 ...1 more at 4.	Rushing Average	7.5 at New Orleans Saints, Oct 17, 2024
Long Passes	93t vs. Cleveland Browns, Dec 02, 2024	Longest Runs	32 at New Orleans Saints, Oct 17, 2024
Completion Percentage	89.7 vs. Kansas City Chiefs, Jan 05, 2025	Rushing TDs	1 vs. Carolina Panthers, Oct 27, 2024 ...3 more at 1.

SINGLE-GAME HIGHS - POSTSEASON: QUARTERBACK

Pass Attempts	22 at Buffalo Bills, Jan 12, 2025	Completion Percentage	59.1 at Buffalo Bills, Jan 12, 2025
Pass Completions	13 at Buffalo Bills, Jan 12, 2025	Passer Rating	93.7 at Buffalo Bills, Jan 12, 2025
Yards Passing	144 at Buffalo Bills, Jan 12, 2025	Rush Attempts	4 at Buffalo Bills, Jan 12, 2025
TD Passes	1 at Buffalo Bills, Jan 12, 2025	Rushing Yards	43 at Buffalo Bills, Jan 12, 2025
Long Passes	43t at Buffalo Bills, Jan 12, 2025	Longest Runs	18 at Buffalo Bills, Jan 12, 2025


300-YARD PASSING GAMES (2): REGULAR SEASON

DATE	TEAM	NO.	YDS.	AVG.	LG	TD
11/17/24	ATL	28	307	11.0	41t	4
01/05/25	KC	26	321	12.3	47	4

2025 GAME-BY-GAME REGULAR-SEASON STATISTICS (DEN)

DATE	OPPONENT	P/S	PASSING										RUSHING				W/L	SCORE	
			ATT	CMP	YDS	PCT	Y/A	Y/C	TD	INT	LG	SK/YD	RATE	ATT	YDS	LG			TD
09/07	TEN	S	40	25	176	62.5	4.4	7.0	1	2	22t	1/10	60.0	8	18	11	0	W	20-12
09/14	at IND	S	30	22	206	73.3	6.9	9.4	3	1	42	0/0	111.2	3	20	18	0	L	28-29
2025 TOTALS		2-2	70	47	382	67.1	5.5	8.1	4	3	42	1/10	82.0	11	38	18	0	1-1	





63 T



ALEX
PALCZEWSKI

HEIGHT/WEIGHT: 6-6 / 315

COLLEGE: Illinois

BIRTHDAY: Aug. 3, 1999

BORN: Mount Prospect, Ill.

NFL EXPERIENCE: 3rd YR

BRONCOS EXPERIENCE: 3rd YR

GP/GS: 16/3

ACQUIRED: CFA-'23

AT A GLANCE

- A third-year tackle who was active for 16 regular-season games (3 starts) and one postseason contest with Denver (2023-25).*
- In 2024, started 3-of-14 games played during the regular season and one postseason contest, totaling 149 offensive and special-teams snaps.*
- Attended the University of Illinois and started all 65 games played in six seasons (2017-22), making 49 starts at tackle and 16 starts at guard during his career.*
- Earned third-team All-America honors from the Associated Press as well as second-team All-Big Ten after starting all 13 games at right tackle in 2022.*
- Started all 12 games (seven at tackle, five at guard) in 2021 to earn All-Big Ten honorable mention accolades.*
- Started 12 games at right tackle in 2018 to earn All-Big Ten honorable mention accolades.*
- Attended Prospect High School in Mt. Prospect, Ill., where he earned Mid-Suburban League East All-Conference honors.*
- Signed with the Broncos as a college free agent on May 12, 2023.*

2024: Palczewski appeared in 14 games (3 starts) in the regular season and one postseason contest, totaling 149 offensive and special-teams snaps... Made his NFL debut in the season opener at Sea. (9/8)... Made his first career start in the Week 3 win at T.B. (9/22)... Made his NFL postseason debut in the AFC Wild Card Playoff at Buf. (1/12).

2023: Palczewski spent games 1-16 on injured reserve before being activated for the season finale at L.V. (1/7).

COLLEGE: Palczewski attended the University of Illinois and started all 65 games played in six seasons (2017-22), making 49 starts at tackle and 16 starts at guard during his career... Earned third-team All-America honors from the Associated Press as well as second-team All-Big Ten after starting all 13 games at right tackle in 2022... Did not allow a sack in the season... Started all 12 games (seven at tackle, five at guard) in 2021 to earn All-Big Ten honorable mention accolades... Made four starts at right tackle in 2020 and missed the last four games due to injury... Named All-Big Ten third team in 2019 after starting 13 games at right tackle... Started 12 games at right tackle in 2018 to earn All-Big Ten honorable mention accolades... Was named BTN.com All-Freshman team honorable mention in 2017 after starting the final 11 games of the season at guard.

PERSONAL: Palczewski attended Prospect High School in Mt. Prospect, Ill., where he earned Mid-Suburban League East All-Conference honors... Also wrestled, played water polo and was on the track and field team... Alex Palczewski (pronounced: pal-CHESS-key) was born on Aug. 3, 1999.

Transactions

Signed by Denver as a college free agent 5/12/23.

Alex Palczewski's NFL Regular Season Statistics

DATE	TEAM	GP	GS
2023	DEN	0	0
2024	DEN	14	3
2025	DEN	2	0
NFL TOTALS		16	3



UPDATED PLAYER BIOS



Alex Palczewski's NFL Postseason Statistics

DATE	TEAM	GP	GS
2024	DEN	1	0
NFL TOTALS		1	0





79 T



MATT PEART

HEIGHT/WEIGHT: 6-7 / 315

BIRTHDAY: Jun. 11, 1997

NFL EXPERIENCE: 6th YR

GP/GS: 62/9

COLLEGE: Connecticut

BORN: Kingston, Jamaica

BRONCOS EXPERIENCE: 2nd YR

ACQUIRED: UFA (NYG)-'24

AT A GLANCE

- A sixth-year tackle who has appeared in 62 regular-season games (9 starts) and three postseason games with the Giants (2020-23) and Broncos (2024-25).
- In 2024, started 2-of-17 games played in the regular season and appeared in one postseason contest, totaling 280 offensive and special-teams snaps.
- Made appearances in eight games (1 start at RT) in 2023, playing in 133 offensive snaps and 30 special-teams snaps.
- Played in nine regular-season games for the Giants in 2022, logging 116 offensive snaps and 35 special-teams snaps.
- Started 5-of-15 games—including three starts at LT and two starts at RT—for the Giants in 2021.
- Appeared in 11 games (1 start at LT) as a rookie after being selected by the Giants in the third round (99th overall) of the 2020 NFL Draft.
- Started in all 48 games he played in while at the University of Connecticut (2015-19) and was named first-team All-American Athletic Conference in 2019.
- Selected by the Giants in the third round (99th overall) of the 2020 NFL Draft.
- Signed by the Broncos as an unrestricted free agent on March 20, 2024.

2024: Peart appeared in 17 games (2 starts) in the regular season and one postseason contest, totaling 280 offensive and special-teams snaps... Made his Broncos debut at Sea. (9/8)... Played in his first postseason contest as a Bronco in the AFC Wild Card Playoff at Buf. (1/12).

2023: Peart made appearances in eight games (1 start at RT), playing in 133 offensive snaps and 30 special-teams snaps.

2022: Peart played in nine regular-season games for the Giants, logging 116 offensive snaps and 35 special-teams snaps... Made his first postseason appearance, playing in both games in the NFC Wild Card game at Min. (1/15) and in the NFC Divisional Round at Phi. (1/21).

2021: Peart started 5-of-15 games—including three starts at LT and two starts at RT—for the Giants... Made his first career start at right tackle at Dal. (10/10)... Allowed three sacks all season in 421 offensive snaps.

2020: Peart appeared in 11 games (1 start at LT) as a rookie after being selected by the Giants in the third round (99th overall) of the 2020 NFL Draft... Saw action in 150 offensive snaps and 16 special-teams snaps... Made his NFL debut in Week 3 vs. S.F. (9/27)... Started his first career game in Week 6 vs. Was. (10/18).

COLLEGE: Peart started in all 48 games he played in while at the University of Connecticut (2015-19)... Was named first-team All-American Athletic Conference in 2019 after starting all 12 games and helped block for a 1,000-yard rusher in running back Kevin Mensah... Started all 12 games at guard for the Huskies in 2018 and was part of an offensive line that blocked for a pair of 1,000-yard rushers in quarterback David Pindell and Mensah... Made 12 starts on the offensive line in 2017 and helped Connecticut post eight games with at least 400 yards of total offense.

PERSONAL: Peart attended Governor's Academy in Byfield, Mass., where he played offensive and defensive tackle... Helped the team win four consecutive Independent School League titles... Also played basketball, where he was a team captain... Matt Peart was born on June 11, 1997, in Kingston, Jamaica.

Transactions

Signed by N.Y. Giants as a draft pick 7/27/20; Signed by Denver 3/20/24; Re-signed by Denver 3/12/25.






Matt Peart's NFL Regular Season Statistics

DATE	TEAM	GP	GS
2020	NYG	11	1
2021	NYG	15	5
2022	NYG	9	0
2023	NYG	8	1
2024	DEN	17	2
2025	DEN	2	0
NFL TOTALS		62	9

Matt Peart's NFL Postseason Statistics

DATE	TEAM	GP	GS
2022	NYG	2	0
2024	DEN	1	0
NFL TOTALS		3	0





74 G



BEN
POWERS

HEIGHT/WEIGHT: 6-4 / 338

COLLEGE: Oklahoma

BIRTHDAY: Oct. 29, 1996

BORN: Wichita, Kan.

NFL EXPERIENCE: 7th YR

BRONCOS EXPERIENCE: 3rd YR

GP/GS: 83/72

ACQUIRED: UFA (Bal.)-'23

AT A GLANCE

- A seventh-year guard who appeared in 83 career regular-season games (72 starts) and four postseason games (4 starts) for Baltimore (2019-22) and Denver (2023-25).
- In 2024, started all 17 games in the regular season and one postseason contest at LG, playing in a team-high 1,216 offensive and special-teams snaps.
- Played in and started all 17 games at LG during his first season in Denver in 2023, appearing in 1,067 offensive snaps (99.5%).
- Started all 17 games at LG and played in every offensive snap for Baltimore (1,096) in 2022.
- Played in 13 games (12 starts) in 2021 after making the transition to LG, blocking for the third-best rushing offense (145.8 ypg) and sixth-best offense (378.8 ypg) in the league.
- Appeared in all 16 games (7 starts) at RG during the 2020 season, and blocked on a line that paved the way for the league's best rushing attack (191.9 ypg.).
- Played in 38 games (35 starts) in three seasons at the University of Oklahoma (2016-18), earning consensus All-America and first-team All-Big 12 honors in 2018.
- Named second-team All-Big 12 in both 2016 and '17 at Oklahoma after spending one season at Butler (Kan.) Community College.
- Selected by Baltimore in the fourth-round (123rd overall) of the 2019 NFL Draft.
- Signed by Denver as an unrestricted free agent on March 15, 2023.

2024: Powers started in all 17 regular-season games and one postseason contest for Denver at LG, playing in a team-high 1,216 offensive and special-teams snaps.

2023: Powers started all 17 games for Denver at LG during his first season with the Broncos... Appeared in 1,067 offensive snaps (99.5%)... Made his first start at LG for Denver in the season opener vs. L.V. (9/10).

2022: Powers started all 17 games at LG and played in every offensive snap for Baltimore (1,096)... Blocked on a line that helped lead the No. 2 rushing attack (160.0 ypg) in the NFL... Made his first career postseason start at LG at Cin. (1/15), playing in all 69 snaps on offense.

2021: Powers played in 13 games (12 starts) after making the transition to LG, blocking for the third-best rushing offense (145.8 ypg) and sixth-best total offense (378.8 ypg) in the league... Made his first career start at LG vs. K.C. (9/19).

2020: Powers appeared in all 16 games (7 starts at RG), blocking on a line that paved the way for the league's best rushing attack (191.9 ypg.)... Also started both postseason games for the Ravens, appearing in all 143 offensive snaps... Baltimore also posted a franchise-record 24 rushing scores and the third-most rushing yards (3,071) by a team in a 16-game NFL season... Made his season debut vs. Cle. (9/13)... Started his first career game vs. Ten. (11/22)... Made his NFL playoffs debut and first start in the postseason at RG in the AFC Wildcard game at Ten. (1/10)... Also started at RG in the AFC Divisional Round at Buf. (1/16).

2019: Powers, who was selected by Baltimore in the fourth round (123rd overall), appeared in one game during his rookie season... Was inactive for Weeks 1-16... Made his NFL debut vs. Pit. (12/29).

COLLEGE: Powers was a three-year starter at the University of Oklahoma (2016-18), playing in 38 games (35 starts) for the Sooners... Helped lead Oklahoma to two College Football Playoff appearances (2017, '18) and three Big 12 Championships (2016, '17, '18)... Was awarded consensus All-America honors during his senior season and was named first-team All-Big 12 by the Associated Press and the league's coaches... Was a member of the offensive line unit in 2018 to win the Joe Moore Award, annually given to the most outstanding offensive line in college football... Named second-team All-Big 12 in 2017, after playing in all 14 games (12 starts)... Earned All-Big 12 second team honors in 2016 by the Associated Press after playing 11 games (10 starts) and allowing just one sack on 595 offensive snaps... Played one year at Butler (Kan.) Community College.

PERSONAL: Powers attended Kapaun Mt. Carmel High School in Wichita, Kan., where he lettered in football and wrestling... Was the state runner-up in wrestling in the 285 lbs. division... Ben Powers was born Oct. 29, 1996, in Wichita, Kan.

Transactions



UPDATED PLAYER BIOS



Signed by Baltimore as a draft choice 5/3/19; Signed by Denver as an unrestricted free agent 3/16/23.

Ben Powers' NFL Regular Season Statistics

DATE	TEAM	GP	GS
2019	BAL	1	0
2020	BAL	16	7
2021	BAL	13	12
2022	BAL	17	17
2023	DEN	17	17
2024	DEN	17	17
2025	DEN	2	2
NFL TOTALS		83	72


Ben Powers' NFL Postseason Statistics

DATE	TEAM	GP	GS
2019	BAL	0	0
2020	BAL	2	2
2022	BAL	1	1
2024	DEN	1	1
NFL TOTALS		4	4

2025 GAME-BY-GAME REGULAR-SEASON STATISTICS (DEN)

DATE	OPPONENT	P/S	W/L	SCORE
09/07	TEN	S	W	20-12
09/14	at IND	S	L	28-29
2025 TOTALS		2-2	1-1	





47 ILB



KARENE REID

HEIGHT/WEIGHT: 6-0 / 226

COLLEGE: Utah

BIRTHDAY: Feb. 19, 2000

BORN: American Fork, Utah

NFL EXPERIENCE: R

BRONCOS EXPERIENCE: R

GP/GS: 2/0

ACQUIRED: CFA-'25

AT A GLANCE

- A rookie linebacker who appeared in 43 games (39 starts) over four seasons at the University of Utah (2021-24), totaling 238 tackles (109 solo), nine sacks (62 yds.), three interceptions (47 yds., 1 TD), 13 passes defended, one forced fumble and two fumble recoveries.
- Started all eight games played in 2024, totaling 54 tackles (29 solo), three sacks (21 yds.), one pass defended and one fumble recovery.
- Was named second-team All-Pac-12 by the league's coaches in 2023 after totaling 67 tackles (24 solo), one interception (21 yds., 1 TD) and five passes defended in 11 starts
- Started all 14 games played in 2022, earning second-team all conference honors after tallying 72 tackles (34 solo), five sacks (35 yds.), one interception (13 yds.), four passes defended, one forced fumble and one fumble recovery.
- Started 6-of-10 games played as a freshman in 2021, recording 45 tackles (22 solo), one sack (6 yds.), one interception (13 yds.) and three passes defended.
- Attended Timpview High School in Provo, Utah, where he earned first-team all-state honors and was named Utah Valley Defensive MVP in 2017
- Entered the NFL as a college free agent with Denver on May 9, 2025.

2025: Reid made his NFL debut in the season opener vs. Ten. (9/7), seeing action on special teams.

2024: Reid started all eight games played in 2024, totaling 54 tackles (29 solo), three sacks (21 yds.), one pass defended and one fumble recovery.

2023: Reid was named second-team All-Pac-12 by the league's coaches in 2023 after totaling 67 tackles (24 solo), one interception (21 yds., 1 TD) and five passes defended in 11 starts... Earned Pac-12 Defensive Player of the Week honors against UCLA (9/23) after recording nine tackles, one interception (21 yds., 1 TD) and two passes defended.

2022: Reid started all 14 games played in 2022, earning second-team all-conference honors after tallying 72 tackles (34 solo), five sacks (35 yds.), one interception (13 yds.), four passes defended, one forced fumble and one fumble recovery.

2021: Reid started 6-of-10 games played as a freshman in 2021, recording 45 tackles (22 solo), one sack (6 yds.), one interception (13 yds.) and three passes defended.

HIGH SCHOOL: Reid attended Timpview High School in Provo, Utah, where he earned first-team all-state honors and was named Utah Valley Defensive MVP in 2017... Was also named first-team all-region twice... Recorded 84 tackles as a senior and 54 tackles along with one interception as a junior

PERSONAL: Karene Reid was born February 19, 2000 in American Fork, Utah.

Transactions

Signed by Denver as a college free agent 5/9/25.

Karene Reid's NFL Regular Season Defensive Statistics

DATE	TEAM	GP	GS	TACKLES							INTERCEPTIONS					O. FUMB				ST				MISC										
				TK	S	A	TFL	YDS	SK	YDS	QBH	NO	YDS	LG	TD	PD	FF	FR	TD	YDS	TK	S	A	FF	FR	S	A							
2025	DEN	2	0	0	0	0	0	0	0	0.0	0.0	0	0	0	0	0	0	0	0	0	0	0	0	0	0	0	0	0	0	0	0	0	0	0
NFL TOTALS		2	0	0	0	0	0	0	0	0.0	0.0	0	0	0	0	0	0	0	0	0	0	0	0	0	0	0	0	0	0	0	0	0	0	




UPDATED PLAYER BIOS



2025 GAME-BY-GAME REGULAR-SEASON STATISTICS (DEN)

DATE	OPPONENT	P/S	TACKLES							INTERCEPTIONS					O. FUMB				ST				MISC		SCORE			
			TK	S	A	SK	YDS	TFL	YDS	QBH	NO	YDS	LG	TD	PD	FF	FR	TD	YDS	TK	S	A	FF	FR		S	A	W/L
09/07	TEN	P	0	0	0	0.0	0.0	0	0	0	0	0	0	0	0	0	0	0	0	0	0	0	0	0	0	0	W	20-12
09/14	at IND	P	0	0	0	0.0	0.0	0	0	0	0	0	0	0	0	0	0	0	0	0	0	0	0	0	0	L	28-29	
2025 TOTALS		2-0	0	0	0	0.0	0.0	0	0	0	0	0	0	0	0	0	0	0	0	0	0	0	0	0	0	1-1		





51 OLB



QUE
ROBINSON

HEIGHT/WEIGHT: 6-5 / 241

COLLEGE: Alabama

BIRTHDAY: May. 12, 2001

BORN: Brimingham, Ala.

NFL EXPERIENCE: R

BRONCOS EXPERIENCE: R

GP/GS: 0/0

ACQUIRED: D4-'25

AT A GLANCE

- An outside linebacker who played in 43 games (5 starts) at edge and on special teams over five seasons at the University of Alabama (2020-24), recording 54 tackles, six sacks (49 yds.), 10 tackles for loss, one forced fumble and two fumble recoveries.
- Attended Jackson-Olin High School in Birmingham, Ala., where he registered 40 tackles with eight sacks and 13 tackles for loss as a junior in 2018 before an injury cut his senior season short.
- Selected by the Broncos in the fourth round (134th overall) of the 2025 NFL Draft.

2024: Robinson appeared in nine games (5 starts) for Alabama, totaling 23 tackles, including four sacks (34 yds.) and a team-leading seven tackles for loss prior to a season-ending injury at LSU (11/9)... Opened the season with three consecutive games with one sack, including recording one sack (11 yds.), a forced fumble and fumble recovery at Wisconsin (9/14)... Tallied five tackles and a team-high three tackles for loss at Vanderbilt (10/5).

2023: Robinson played in 14 games on defense and special teams, tallying 24 tackles, 1.5 sacks, 2.5 tackles for loss and one fumble recovery... Totaled two tackles and one sack (8 yds.) vs. Middle Tennessee (9/2)... Recovered a fumble on punt coverage vs. Michigan in the College Football Playoff Semifinal at the Rose Bowl (1/1).

2022: Robinson appeared in all 13 games for Alabama, seeing action on defense and special teams... Recorded seven tackles and a half sack.

2021: Robinson played in seven games for the Crimson Tide, seeing action on special teams... Made collegiate debut vs. Southern Mississippi (9/25).

2020: Robinson did not see playing time.

HIGH SCHOOL: Robinson attended Jackson-Olin High School in Birmingham, Ala., where he registered 40 tackles with eight sacks and 13 tackles for loss as a junior in 2018 before an injury cut his senior season short... Selected to U.S. Army All-American Bowl.

PERSONAL: Robinson earned his bachelor's degree from the University of Alabama... Que Robinson was born on May 12, 2001, in Brimingham, Ala.

Transactions

Signed by Denver as a draft pick 5/9/25.

Que Robinson's NFL Regular Season Defensive Statistics

DATE	TEAM	GP	GS	TACKLES							INTERCEPTIONS				O. FUMB			ST				MISC							
				TK	S	A	TFL	YDS	SK	YDS	QBH	NO	YDS	LG	TD	PD	FF	FR	TD	YDS	TK	S	A	FF	FR	S	A		
2025	DEN	0	0	0	0	0	0	0	0	0.0	0.0	0	0	0	0	0	0	0	0	0	0	0	0	0	0	0	0	0	0
NFL TOTALS		0	0	0	0	0	0	0	0	0.0	0.0	0	0	0	0	0	0	0	0	0	0	0	0	0	0	0	0	0	




UPDATED PLAYER BIOS



2025 GAME-BY-GAME REGULAR-SEASON STATISTICS (DEN)

DATE	OPPONENT	P/S	TACKLES						INTERCEPTIONS					O. FUMB				ST			MISC		W/L	SCORE			
			TK	S	A	SK	YDS	TFL	YDS	QBH	NO	YDS	LG	TD	PD	FF	FR	TD	YDS	TK	S	A			FF	FR	S
09/07	TEN									ON INACTIVE LIST																W	20-12
09/14	at IND									ON INACTIVE LIST																L	28-29
2025 TOTALS			0	0	0	0	0	0	0	0	0	0	0	0	0	0	0	0	0	0	0	0	0	0	0	1-1	





5 WR



TRENT
SHERFIELD SR.

HEIGHT/WEIGHT: 6-1/ 206

COLLEGE: Vanderbilt

BIRTHDAY: Feb. 25, 1996

BORN: Danville, Ill.

NFL EXPERIENCE: 8th YR

BRONCOS EXPERIENCE: 1st YR

GP/GS: 114/11

ACQUIRED: UFA (Min.)-'25

AT A GLANCE

- 🐾 An eighth-year wide receiver who has totaled 88 receptions for 1,019 yards (11.7 avg.) with six touchdowns and 37 special-teams tackles in 113 regular-season games (11 starts) with Arizona (2018-19), San Francisco (2021), Miami (2022), Buffalo (2023), Minnesota (2024) and Denver (2025).
- 🐾 Also tallied three catches for 15 yards (5.0 avg.) in seven postseason contests (1 start).
- 🐾 Appeared in 17 games (1 start) with Minnesota in 2024, tallying eight receptions for 83 yards (10.4 avg.) with one touchdown along with eight special-teams tackles.
- 🐾 Totaled a career-high 417 yards on 30 receptions (13.9 avg.) with two touchdowns along with three special-teams tackles in 17 games (4 starts) in 2022 with Miami.
- 🐾 Made a career-high nine special-teams tackles along with five receptions for 50 yards (10.0 avg.) in 15 games (1 start) in 2020 in Arizona.
- 🐾 Played in all 16 games (1 start) and produced eight special-teams tackles and four receptions for 80 yards (20.0 avg.) in 2019.
- 🐾 As a rookie in 2018, caught 19 passes for 210 yards (11.1 avg.) with one score in 13 games (2 starts).
- 🐾 Appeared in 44 games (27 starts) at the University of Vanderbilt (2014-17), hauling in 136 receptions for 1,869 yards (13.7 avg.) with nine scores.
- 🐾 Led the team with 729 yards on 50 receptions (14.6 avg.) with five scores during his senior season.
- 🐾 Signed by Denver as an unrestricted free agent on March 13, 2025.
- 🐾 Originally entered the NFL as a college free agent with Arizona on April 30, 2018.

2025: Sherfield made his Broncos debut vs. Ten (9/7), recording one catch of three yards in addition to one special-teams tackle.

2024: Sherfield appeared in 17 games (1 start) with Minnesota, tallying eight receptions for 83 yards (10.4 avg.) with one touchdown along with eight special-teams tackles... Tallied a season-high two special-team tackles vs. Det. (10/20)... Caught a 10-yard touchdown pass at LAR (10/24)... Made two receptions for eight yards (4.0 avg.) in the NFC Wild Card Round at LAR (1/13).

2023: Sherfield appeared in all 17 games (1 start) with Buffalo, totaling 11 receptions for 86 yards (7.8 avg.) with one touchdown... Made two catches for 18 yards (9.0 avg.) at Was. (9/24)... Caught two passes for 18 yards (9.0 avg.) vs. Mia. (10/1)... Recorded his first touchdown of the season after tallying three receptions for 24 yards (8.0 avg.) with one score at Mia. (1/7)... Caught a seven-yard pass in the AFC Divisional Round vs. K.C. (1/21)... Also appeared in the AFC Wild Card Round vs. Pit. (1/15).

2022: Sherfield totaled a career-high 417 yards on 30 receptions (13.9 avg.) with two touchdowns along with three special-teams tackles in 17 games (4 starts) with Miami... Caught four passes for 55 yards (13.8 avg.) at Cin. (9/29)... Recorded 44 yards on three receptions (14.7 avg.) vs. Pit. (10/23)... Finished with three catches for 27 yards (9.0 avg.) at Chi. (11/6)... Registered his first touchdown of the season after making four catches for 63 yards (15.8 avg.) with one score vs. Cle. (11/13)... Recorded a 75-yard touchdown at S.F. (12/4)... Appeared in the AFC Wild Card Round at Buf. (1/15).

2021: Sherfield caught nine passes for 87 yards (9.7 avg.) with one touchdown along with six special-teams tackles in 17 games (1 start) while playing with San Francisco... Caught two passes for 23 yards (11.5 avg.) in Week 1 at Det. (9/12)... Tallied a season-high two special-teams tackles at LAR (1/9)... Made two receptions for 16 yards 8.0 avg.) at Sea. (12/5)... Appeared in the NFC Wild Card Round at Dal. (1/16), NFC Divisional Round at G.B. (1/22) and NFC Championship Game at LAR (1/30).

2020: Sherfield made a career-high nine special-teams tackles along with five receptions for 50 yards (10.0 avg.) in 15 games (1 start) in Arizona... Registered two special-teams tackles vs. Buf. (11/15)... Made another two special-teams tackles vs. LAR (12/6)... Had another multi-special-teams tackle performance vs. S.F. (12/26)... Produced a season-high four receptions for 44 yards in Week 17 at LAR (1/3).

2019: Sherfield appeared in all 16 games (1 start) and produced eight special-teams tackles as well as four receptions for 80 yards (20.0





avg.)... Made two special-teams tackles vs. Det. (9/8)... Had his second multi-special-teams tackle performance of the season vs. S.F. (10/31).

2018: Sherfield caught 19 passes for 210 yards (11.1 avg.) with one score in 13 games (2 starts) after signing with Arizona as a college free agent... Caught five passes for 77 yards (15.4 avg.) vs. Det. (12/9)... Recorded his first career touchdown after hauling in three passes for 15 yards (5.0 avg.) with one touchdown at Atl. (12/16)... Made a career-high six receptions for 62 yards (10.3 avg.) vs. LAR (12/23).

COLLEGE: Sherfield played at Vanderbilt University (2014-17), where he appeared in 44 games (27 starts), hauling in 136 receptions for 1,869 yards (13.7 avg.) with nine scores... Led the team with 729 yards on 50 receptions (14.6 avg.) with five scores in 12 games (8 starts) during his senior season in 2017... Caught 34 passes for 472 yards (13.9 avg.) in 13 games (7 starts) during the 2016 season.

PERSONAL: Sherfield attended Danville (Ill.) High School, where he was a four-year varsity letter winner and three-year starter on offense and defense... Played quarterback during his junior and senior seasons, totaling 4,790 yards and 64 touchdowns on offense... Amassed 146 tackles and six interceptions during his three seasons as a defensive starter... Was a two-time honorable mention All-State and All-Area recipient... Also played basketball and was a sprinter and jumper on the track and field team... A native of Danville, Ill., Trent Sherfield Sr. was born Feb. 26, 1996.

Transactions

Signed by Arizona as a college free agent 4/30/18; Signed by San Francisco 3/19/21; Signed by Miami 3/15/23; Signed by Buffalo 3/20/23; Signed by Minnesota 3/14/24; Signed by Denver 3/13/25.

Trent Sherfield Sr.'s NFL Regular Season Rushing/Receiving Statistics

DATE	TEAM	GP	GS	RECEIVING					RUSHING				
				NO.	YDS.	AVG.	LG	TD	NO.	YDS.	AVG.	LG	TD
2018	ARI	13	2	19	210	11.1	21	1	0	0	0.0	0	0
2019	ARI	16	1	4	80	20.0	38	0	0	0	0.0	0	0
2020	ARI	15	1	5	50	10.0	26	0	0	0	0.0	0	0
2021	SF	17	1	9	87	9.7	18	1	0	0	0.0	0	0
2022	MIA	17	4	30	417	13.9	75t	2	0	0	0.0	0	0
2023	BUF	17	1	11	86	7.8	12	1	0	0	0.0	0	0
2024	MIN	17	1	8	83	10.4	17	1	0	0	0.0	0	0
2025	DEN	2	0	2	6	3.0	3	0	0	0	0.0	0	0
NFL TOTALS		114	11	88	1,019	11.6	75T	6	0	0	0.0	0	0

Trent Sherfield Sr.'s NFL Postseason Rushing/Receiving Statistics

DATE	TEAM	GP	GS	RECEIVING					RUSHING				
				NO.	YDS.	AVG.	LG	TD	NO.	YDS.	AVG.	LG	TD
2021	SF	3	0	0	0	0.0	0	0	0	0	0.0	0	0
2022	MIA	1	1	0	0	0.0	0	0	0	0	0.0	0	0
2023	BUF	2	0	1	7	7.0	7	0	0	0	0.0	0	0
2024	MIN	1	0	2	8	4.0	7	0	0	0	0.0	0	0
NFL TOTALS		7	1	3	15	5.0	7	0	0	0	0.0	0	0





Trent Sherfield Sr.'s NFL Regular Season Return Statistics

DATE	TEAM	KICKOFF RETURNS					PUNT RETURNS					
		RET.	YDS.	AVG.	LG	TD	NO.	FC	YDS.	AVG.	LG	TD
2018	ARI	0	0	0.0	0	0	0	0	0	0.0	0	0
2019	ARI	1	15	15.0	15	0	0	0	0	0.0	0	0
2020	ARI	0	0	0.0	0	0	0	0	0	0.0	0	0
2021	SF	0	0	0.0	0	0	0	0	0	0.0	0	0
2022	MIA	0	0	0.0	0	0	0	0	0	0.0	0	0
2023	BUF	0	0	0.0	0	0	0	0	0	0.0	0	0
2024	MIN	0	0	0.0	0	0	0	0	0	0.0	0	0
2025	DEN	0	0	0.0	0	0	0	0	0	0.0	0	0
NFL TOTALS		1	15	15.0	15	0	0	0	0	0.0	0	0

Trent Sherfield Sr.'s NFL Postseason Return Statistics

DATE	TEAM	KICKOFF RETURNS					PUNT RETURNS					
		RET.	YDS.	AVG.	LG	TD	NO.	FC	YDS.	AVG.	LG	TD
2021	SF	0	0	0.0	0	0	0	0	0	0.0	0	0
2022	MIA	0	0	0.0	0	0	0	0	0	0.0	0	0
2023	BUF	0	0	0.0	0	0	0	0	0	0.0	0	0
2024	MIN	0	0	0.0	0	0	0	0	0	0.0	0	0
NFL TOTALS		0	0	0.0	0	0	0	0	0	0.0	0	0

SINGLE-GAME HIGHS: RUSHING/RECEIVING

Receptions	6 vs. Los Angeles Rams, Dec 23, 2018	Kickoff Returns	1 vs. San Francisco 49ers, Oct 31, 2019
Receiving Yards	77 vs. Detroit Lions, Dec 09, 2018	Kickoff Return Yards	15 vs. San Francisco 49ers, Oct 31, 2019
Receiving Average	15.8 vs. Cleveland Browns, Nov 13, 2022	Longest Kickoff Return	15 vs. San Francisco 49ers, Oct 31, 2019
Longest Receptions	75t at San Francisco 49ers, Dec 04, 2022	Special Teams Tackles	2 vs. Detroit Lions, Oct 20, 2024 ...6 more at 2.
Receiving TDs	1 at Miami Dolphins, Jan 07, 2024 ...4 more at 1.	Most TDs	1 at Los Angeles Rams, Oct 24, 2024 ...5 more at 1.
All-Purpose Yards	77 vs. Detroit Lions, Dec 09, 2018	Scrimmage Yards	77 vs. Detroit Lions, Dec 09, 2018


SINGLE-GAME HIGHS - POSTSEASON: RECEIVING

Receptions	2 at Los Angeles Rams, Jan 13, 2025	Special Teams Tackles	1 at Green Bay Packers, Jan 22, 2022 ...1 more at 1.
Receiving Yards	8 at Los Angeles Rams, Jan 13, 2025	Miscellaneous Tackles	1 at Buffalo Bills, Jan 15, 2023
Longest Receptions	7 at Los Angeles Rams, Jan 13, 2025 ...1 more at 7.	Scrimmage Yards	8 at Los Angeles Rams, Jan 13, 2025
All-Purpose Yards	8 at Los Angeles Rams, Jan 13, 2025		

2025 GAME-BY-GAME REGULAR-SEASON STATISTICS (DEN)

DATE	OPPONENT	P/S	RECEIVING					RUSHING					W/L	SCORE	
			NO.	YDS.	AVG.	LG	TD	NO.	YDS.	AVG.	LG	TD			
09/07	TEN	P	1	3	3.0	3	0	0	0	0.0	0	0	0	W	20-12
09/14	at IND	P	1	3	3.0	3	0	0	0	0.0	0	0	0	L	28-29
2025 TOTALS		2-0	2	6	3.0	3	0	0	0	0.0	0	0	0	1-1	





49 ILB



ALEX SINGLETON

HEIGHT/WEIGHT: 6-2 / 240

COLLEGE: Montana State

BIRTHDAY: Dec. 7, 1993

BORN: Thousand Oaks, Calif.

NFL EXPERIENCE: 7th YR

BRONCOS EXPERIENCE: 4th YR

GP/GS: 81/52

ACQUIRED: UFA (Phi.)-'22

AT A GLANCE

- A seventh-year inside linebacker from Montana State University who has appeared in 81 career regular-season games (52 starts) and two postseason contests (1 start) with Philadelphia (2019-21) and Denver (2022-25).
- Registered 616 tackles (368 solo), four sacks (29 yds.), three interceptions (80 yds., 2 TDs), 14 passes defended, two forced fumbles and five fumble recoveries during his career.
- Totaled the ninth-most tackles (608) among all NFL players since the start of the 2020 season.
- Recorded the most double-digit tackle games (13) in a single season in 2023 by any NFL player since at least 1999.
- Produced the most tackles by a Bronco (175) in a single season since at least 1991 according to press box stats and also totaled two sacks (21 yds.), four passes defended and two fumble recoveries in 2023.
- Recorded 152 tackles (92 solo) along with three passes defended and one forced fumble during the 2022 season.
- Became the only NFL player since at least 1994 to have recorded multiple games of 20+ tackles in a single season during 2022.
- Tallied a team-high 130 tackles (76 solo), one interception (29 yds., 1 TD), four passes defended, one forced fumble and one fumble recovery in 16 games played (8 starts) with Philadelphia in 2021.
- Started 11-of-16 games played in 2020, tallying a team-high 114 tackles (72 solo), two sacks (8 yds.), one interception (30 yds., 1 TD), one pass defended and two fumble recoveries.
- Played three seasons (2016-18) with the CFL's Calgary Stampeders, amassing 311 tackles, four sacks, one interception, six forced fumbles and 17 special-teams tackles in 54 career games played.
- Appeared in 38 games over four seasons (2011-14) at Montana State, recording 275 tackles (173 solo), 4.5 sacks (18 yds.), five interceptions (31 yds., 1 TD), nine passes defended and three forced fumbles.
- Signed by the Broncos as an unrestricted free agent on March 20, 2022.
- Entered the NFL with Seattle as a college free agent on May 2, 2015.

2025: Singleton returned to the field with six tackles (2 solo) and one pass defended vs. Ten. (9/7)... Racked up eight tackles (4 solo) at Ind. (9/14).

2024: Singleton started three games for Denver, recording 31 tackles (17 solo), one tackle for loss and one interception (21 yds.) before suffering a knee injury and spending the rest of the season on Injured Reserve... Intercepted a pass on the second play of the season opener (21 yds.) at Sea. (9/8), tallying his first interception since 2021... Marked the first time since 2011 (vs. Oak., 9/12) that the Broncos forced a turnover on the first drive of the season... Led the Broncos with 11 tackles (7 solo) and one quarterback hit vs. Pit. (9/15)... Led Denver with 10 tackles (4 solo) at T.B. (9/22)... Marked his 34th career double-digit tackle performance, tied for the third most in the NFL since 2020... Was placed on injured reserve with a torn ACL on Sept. 25.

2023: Singleton totaled the most tackles by a Bronco (175) in a single season since at least 1991 according to press box stats while totaling two sacks (21 yds.), four passes defended and two fumble recoveries... Also recorded the most double-digit tackle games (13) in a single season by any NFL player since at least 1999... Posted a team-high eight tackles (4 solo) and one pass defended in the season opener vs. L.V. (9/10)... Tallied 10 tackles (7 solo) at Mia. (9/24)... Had a team-high 12 tackles (4 solo) in the 21-point comeback win at Chi. (10/1), including making a critical fourth-and-one stop in the fourth quarter that set up a game-winning field goal by K Wil Lutz... Recorded his fourth-straight game with double-digit tackles after producing 10 tackles (9 solo) at K.C. (10/12)... Totaled a team-high 11 tackles (6 solo), including one tackle for loss in the win vs. G.B. (10/22)... That game marked Singleton's fifth-consecutive game with double-digit tackles, the longest such streak by a Bronco since LB Todd Davis in 2019 (6 games)... Led the team with seven tackles (6 solo) and broke up his 10th career pass in a win vs. K.C. (10/29)... Had a team-high 11 tackles (3 solo) and recovered his fourth career fumble in a win at Buf. (11/13)... Produced a team-high and season-high 16 tackles (11 solo) and had one quarterback hit vs. Min. (11/19)... Made 10 tackles (4 solo) while also defending one pass and recovering one fumble in the win vs. Cle. (11/26)... Recorded his ninth double-digit tackle game of the season after totaling 12 tackles (8 solo) and also recorded his third career sack (10 yds.) at Hou. (12/3)... Posted one sack in a second consecutive game while also breaking up one pass and making 14 tackles (10 solo) at LAC (12/10)... Recorded a team-high 12 tackles (10 solo) vs. N.E. (12/24)... Tied the NFL record for most double-digit tackle games (12) in a single season since at least 1991 after totaling 11 tackles (7 solo) vs. LAC (12/31)... Finished the season with a 13-tackle (5 solo) performance at L.V. (1/7), setting the new NFL record for most double-digit





tackle games in a season by a player since at least 1999.

2022: Singleton recorded 152 tackles (92 solo) along with three passes defended and one forced fumble... Also ranked second on the team in special-teams tackles (11) ... Tied S Justin Simmons for the team high in tackles (9) in his Broncos debut at Sea. (9/12)... Totaled the most special-teams tackles by a Bronco (3) since Josh Watson vs. L.V. (11/15/20) vs. S.F. (9/25)... Set a career high in tackles with 21 (19 solo) at LAC (10/17), which marks the most tackles made by a Bronco in a single game since at least 1994 and the most by any player since Buccaneers LB Kwon Alexander had 21 at Dal. (12/18/16)... Totaled seven tackles (4 solo) and a special-teams tackle at Ten. (11/13)... Tied for a team-high 11 tackles (8 solo) along with one tackle for loss and one QB hit vs. L.V. (11/20)... Totaled seven tackles (4 solo) at Car. (11/27)... Reached the 100-tackle mark for the third-straight season after notching 17 tackles (9 solo) at Bal. (12/4)... Produced six tackles (2 solo) and two special-teams tackles vs. K.C. (12/11)... Totaled eight tackles (5 solo) and two special-teams tackles vs. Ari. (12/18)... Became the first NFL player since at least 1994 to have produced multiple 20+ tackle games in a season after finishing with 20 tackles (13 solo) at LAR (12/25)... Tied for the team high in tackles (7) and forced a fumble on a punt that set up a 16-yard rushing score by QB Russell Wilson at K.C. (1/1)... Had a team-high 11 tackles (7 solo) vs. LAC (1/8).

2021: Singleton led the Eagles in tackles for the second consecutive year, totaling 130 tackles (76 solo) to go along with one interception (29 yds., 1 TD), four passes defended, one forced fumble and one fumble recovery in 16 games (8 starts) played... Finished the season ranked tied for 10th in tackles among NFC linebackers... Recorded 11 tackles (5 solo) vs. S.F. (9/19)... Nabbed second consecutive double-digit tackle performance, posting 10 tackles (5 solo) at Dal. (9/27)... Tallied 13 tackles (9 solo) at Car. (10/10)... Tied regular-season career high with 15 tackles (8 solo) and added one pass defended vs. T.B. (10/14)... Had one fumble recovery, three tackles (2 solo) and career-high three special-teams stops vs. LAC (11/7)... Totaled seven tackles (4 solo) and one pass defended vs. N.O. (11/21)... Collected one pass defended in his second consecutive game and had 11 tackles (7 solo) at NYG (11/28)... Forced his first career fumble and accumulated eight tackles (4 solo) vs. Was. (12/21)... Totaled his second career interception return for touchdown (29 yds.) and added 11 tackles (9 solo), one pass defended and one special-teams stop vs. NYG (12/26)... Registered 16 tackles (10 solo), one sack (4 yds.) and four tackles for loss in the Eagles' Wild Card Game at T.B. (1/16).

2020: Singleton, who lead the Eagles in tackles, tallied 114 tackles (72 solo), two sacks (8 yds.), one interception (30 yds., 1 TD), one pass defended and career-high two fumble recoveries in 16 games (11 starts) played... Amassed his first career interception, returning it 30 yards for a touchdown and added two solo tackles and one pass defended at S.F. (10/11)... Made 15 tackles (8 solo) at NYG (11/22)... Nabbed his first career fumble recovery and added 11 tackles (8 solo) and one sack at Cle. (11/15)... Recorded 11 tackles in three consecutive weeks (Weeks 13-15) and collected his second career fumble recovery at Ari. (12/20)... Registered 14 tackles (8 solo) and one sack (8 yds.) in the season finale vs. Was. (1/3).

2019: Singleton appeared in 10 games, logging 198 special-teams snaps and five special-teams tackles... Made his NFL debut in Week 7 at Dal. (10/20) after spending the first six weeks on the team's practice squad... Appeared in the Eagles' Wild Card Game vs. Sea. (1/5).

CANADIAN FOOTBALL LEAGUE: Singleton played three seasons (2016-18) with the CFL's Calgary Stampedo after being selected by the team with the sixth overall pick in 2016 CFL Draft... Amassed 311 tackles, four sacks, one interception, six forced fumbles and 17 special-teams tackles in 54 career games played.

2015: Singleton, who was signed by Seattle as a college free agent on May 2, competed with the Seahawks in training camp and was part of the Patriots, Seahawks and Vikings practice squads that season.

COLLEGE: Singleton appeared in 38 career games over four seasons at Montana State University (2011-14), totaling 275 tackles (173 solo), 4.5 sacks (18 yds.), five interceptions (31 yds., 1 TD), nine passes defended and three forced fumbles... Entered the 2014 season on the CFPA National Watch List as one of the top players in the FCS at his position.

PERSONAL: Singleton prepped at Thousand Oaks (Calif.) High School, where he received all-conference and all-county honors... Named to the All-CIF (California Interscholastic Federation) Northern Division team and earned defensive MVP honors... Started the "Tackling Inclusive" initiative in 2020, which raised money for Special Olympics Pennsylvania programs... Alex Singleton was born on Dec. 7, 1993, in Thousand Oaks, Calif.

Transactions

Signed by Seattle as a college free agent 5/2/15; Waived by Seattle 8/5/15; Signed by Seattle 8/14/15; Waived by Seattle 9/5/15; Signed by New England (practice squad) 9/9/15; Released from New England's practice squad 9/16/15; Signed by Seattle (practice squad) 11/26/15; Released from Seattle's practice squad 12/15/15; Signed by Minnesota (practice squad) 12/22/15; Signed by Minnesota 1/11/16; Waived by Minnesota 4/13/16; Signed by Philadelphia 2/6/19; Waived by Philadelphia 8/30/19; Signed by Philadelphia (practice squad) 9/1/19; Re-signed by Philadelphia 3/25/21; Signed by Denver 3/20/22; Re-Signed by Denver 3/16/23.



UPDATED PLAYER BIOS



Alex Singleton's NFL Regular Season Defensive Statistics

DATE	TEAM	GP	GS	TACKLES								INTERCEPTIONS					O. FUMB				ST				MISC		
				TK	S	A	TFL	YDS	SK	YDS	QBH	NO	YDS	LG	TD	PD	FF	FR	TD	YDS	TK	S	A	FF	FR	S	A
2019	PHI	10	0	0	0	0	0	0.0	0.0	0	0	0	0	0	0	0	0	0	0	0	5	2	3	0	0	0	0
2020	PHI	16	11	114	72	42	5	19	2.0	8.0	7	1	30	30t	1	1	0	2	0	1	6	3	3	0	0	0	0
2021	PHI	16	8	130	76	54	4	6	0.0	0.0	2	1	29	29t	1	4	1	0	0	0	7	5	2	0	1	0	0
2022	DEN	17	12	152	92	60	6	10	0.0	0.0	3	0	0	0	0	3	0	0	0	0	11	8	3	1	0	0	0
2023	DEN	17	16	175	105	70	6	31	2.0	21.0	6	0	0	0	0	4	0	2	0	0	2	1	1	0	0	0	0
2024	DEN	3	3	31	17	14	1	4	0.0	0.0	1	1	21	21	0	1	0	0	0	0	0	0	0	0	0	0	0
2025	DEN	2	2	14	6	8	0	0	0.0	0.0	0	0	0	0	0	1	0	0	0	0	0	0	0	0	0	0	0
NFL TOTALS		81	52	616	368	248	22	70	4.0	29.0	19	3	80	30T	2	14	1	4	0	1	31	19	12	1	1	0	0

Alex Singleton's NFL Postseason Defensive Statistics

DATE	TEAM	GP	GS	TACKLES								INTERCEPTIONS					O. FUMB				ST				MISC			
				TK	S	A	TFL	YDS	SK	YDS	QBH	NO	YDS	LG	TD	PD	FF	FR	TD	YDS	TK	S	A	FF	FR	S	A	
2019	PHI	1	0	0	0	0	0	0.0	0.0	0	0	0	0	0	0	0	0	0	0	0	0	0	0	0	0	0	0	0
2021	PHI	1	1	16	10	6	4	8	1.0	4.0	1	0	0	0	0	0	0	0	0	0	0	0	0	0	0	0	0	0
2024	DEN	0	0	0	0	0	0	0	0.0	0.0	0	0	0	0	0	0	0	0	0	0	0	0	0	0	0	0	0	0
NFL TOTALS		2	1	16	10	6	4	8	1.0	4.0	1	0	0	0	0	0	0	0	0	0	0	0	0	0	0	0	0	0

SINGLE-GAME HIGHS: DEFENSIVE

Total Tackles	21 at Los Angeles Chargers, Oct 17, 2022	Tackles For Loss	3 at New York Giants, Nov 28, 2021
Solo Tackles	19 at Los Angeles Chargers, Oct 17, 2022	Interceptions	1 vs. New York Giants, Dec 26, 2021
Sacks	1.0 vs. Washington Football Team, Jan 03, 2021 ...1 more at 1.0.	Interception Return Yards	30 at San Francisco 49ers, Oct 04, 2020
Passes Defensed	1 vs. New York Giants, Dec 26, 2021 ...4 more at 1.	Special Teams Tackles	3 vs. Los Angeles Chargers, Nov 07, 2021
Forced Fumbles	1 vs. Washington Football Team, Dec 21, 2021	Special Teams Fumble Recoveries	1 vs. Los Angeles Chargers, Nov 07, 2021
Fumble Recoveries	1 at Arizona Cardinals, Dec 20, 2020 ...1 more at 1.	Longest Opp Fumble Return	1 at Cleveland Browns, Nov 22, 2020


SINGLE-GAME HIGHS - POSTSEASON: DEFENSIVE

Total Tackles	16 at Tampa Bay Buccaneers, Jan 16, 2022	Sacks	1.0 at Tampa Bay Buccaneers, Jan 16, 2022
Solo Tackles	10 at Tampa Bay Buccaneers, Jan 16, 2022	Tackles For Loss	4 at Tampa Bay Buccaneers, Jan 16, 2022

2025 GAME-BY-GAME REGULAR-SEASON STATISTICS (DEN)

DATE	OPPONENT	P/S	TACKLES								INTERCEPTIONS					O. FUMB				ST				MISC					
			TK	S	A	SK	YDS	TFL	YDS	QBH	NO	YDS	LG	TD	PD	FF	FR	TD	YDS	TK	S	A	FF	FR	S	A	W/L	SCORE	
09/07	TEN	S	6	2	4	0.0	0.0	0	0	0	0	0	0	0	0	0	0	0	0	0	0	0	0	0	0	0	0	W	20-12
09/14	at IND	S	8	4	4	0.0	0.0	0	0	0	0	0	0	0	0	0	0	0	0	0	0	0	0	0	0	0	0	L	28-29
2025 TOTALS		2-2	14	6	8	0.0	0.0	0	0	0	0	0	0	0	1	0	0	0	0	0	0	0	0	0	0	0	0	1-1	





34 S



JL
SKINNER

HEIGHT/WEIGHT: 6-4 / 220

COLLEGE: Boise State

BIRTHDAY: Apr. 16, 2001

BORN: San Diego, Calif.

NFL EXPERIENCE: 3rd YR

BRONCOS EXPERIENCE: 3rd YR

GP/GS: 18/0

ACQUIRED: D6-'23

AT A GLANCE

- A third-year safety who has appeared in 18 regular-season games and one postseason contest with the Broncos (2023-25), totaling two assisted tackles and nine special-teams tackles.
- Played in two games in his rookie season with Denver in 2023.
- Started 31-of-44 games played at Boise State University from 2019-22, posting 208 tackles (133 solo), seven interceptions (50 yds.), 20 passes defended, two forced fumbles and three fumble recoveries.
- Was named first-team All-Mountain West in 2022 after making 65 tackles (36 solo), four interceptions (30 yds.) and eight passes defended in 12 starts.
- Started all 12 games in 2021, recording 92 tackles (66 solo), two interceptions (-1 yds.), seven passes defended, two forced fumbles and three fumble recoveries to earn All-Mountain West second team honors.
- Started all six games he played in during the 2020 season, totaling 37 tackles (24 solo), one interception (21 yds.) and two passes defended.
- Played in 14 games (1 start) as a freshman in 2019, producing 14 tackles (7 solo), 0.5 TFLs and three passes defended.
- Prepped at Point Loma High School in San Diego, where he was named first-team All-CIF San Diego Section as a senior and All-CIF San Diego Section and first-team All-Western League as a junior.
- Selected by the Broncos in the sixth round (183rd overall) of the 2023 NFL Draft.

2024: Skinner appeared in 14 regular-season contests for Denver, recording one defensive tackle, eight special teams tackles and one special teams FR... Recovered a fumble that set up Denver's offense inside the red zone in the second quarter at Sea. (9/8)... Downed a punt at the Panthers' one-yard line vs. Car. (10/27)... Recorded first-career defensive tackle vs. Atl. (11/17)... Made postseason debut and recorded one special teams tackle at Buf. (1/12) in the AFC Wild Card Playoff.

2023: Skinner appeared in two games during his rookie season with Denver after being selected in the sixth round (183rd overall) in the 2023 NFL Draft... Made his NFL debut vs. Min. (11/19)... Also played in the season finale at L.V. (1/7).

COLLEGE: Skinner played in 44 games (31 starts) at Boise State from 2019-22, totaling 208 tackles (133 solo), seven interceptions (50 yds.), 20 passes defended, two forced fumbles and three fumble recoveries... Was named first-team All-Mountain West in 2022 after producing 65 tackles (36 solo), four interceptions (30 yds.) and eight passes defended in 12 starts... Tied a career-high 13 tackles (2 solo) at UTEP (9/23)... Was named Mountain West Defensive Player of the Week after totaling two interceptions (3 yds.) and five tackles (3 solo) at Wyoming (11/19) to help the Broncos clinch the Mountain Division... Earned All-Mountain West second team honors in 2021 after starting all 12 games, recording 92 tackles (66 solo), two interceptions (-1 yds.), seven passes defended, two forced fumbles and three fumble recoveries... Led the team in tackles, solo tackles and fumble recoveries while he tied for the second most forced fumbles... Started all six games he appeared in during the 2020 season, totaling 37 tackles (24 solo), one interception (21 yds.) and two passes defended... Played in 14 games (1 start), producing 14 tackles (7 solo), 0.5 TFLs and three passes defended in 2019.

PERSONAL: Skinner attended Point Loma High School in San Diego, Calif., where he earned first-team All-CIF San Diego Section as a senior, leading the team to the CIF San Diego Section Division II quarterfinals... Named All-CIF San Diego Section and first-team All-Western League as a junior after recording 33 tackles and one interception... Lettered in football, basketball and track and field.. Majored in psychology at Boise State University... JL Skinner was born on April 16, 2001, in San Diego.

Transactions

Signed by Denver as a draft pick 5/12/23.



UPDATED PLAYER BIOS



JL Skinner's NFL Regular Season Defensive Statistics

DATE	TEAM	GP	GS	TACKLES								INTERCEPTIONS					O. FUMB				ST				MISC						
				TK	S	A	TFL	YDS	SK	YDS	QBH	NO	YDS	LG	TD	PD	FF	FR	TD	YDS	TK	S	A	FF	FR	S	A				
2023	DEN	2	0	0	0	0	0	0	0	0.0	0.0	0	0	0	0	0	0	0	0	0	0	0	0	0	0	0	0	0	0	0	0
2024	DEN	14	0	1	0	1	0	0	0	0.0	0.0	0	0	0	0	0	0	0	0	0	0	0	0	0	8	4	4	0	1	0	0
2025	DEN	2	0	0	0	0	0	0	0	0.0	0.0	0	0	0	0	0	0	0	0	0	0	0	0	0	1	0	1	0	0	0	0
NFL TOTALS		18	0	1	0	1	0	0	0	0.0	0.0	0	0	0	0	0	0	0	0	0	0	0	0	0	9	4	5	0	1	0	0

JL Skinner's NFL Postseason Defensive Statistics

DATE	TEAM	GP	GS	TACKLES								INTERCEPTIONS					O. FUMB				ST				MISC						
				TK	S	A	TFL	YDS	SK	YDS	QBH	NO	YDS	LG	TD	PD	FF	FR	TD	YDS	TK	S	A	FF	FR	S	A				
2024	DEN	1	0	0	0	0	0	0	0	0.0	0.0	0	0	0	0	0	0	0	0	0	0	0	0	0	1	1	0	0	0	0	0
NFL TOTALS		1	0	0	0	0	0	0	0	0.0	0.0	0	0	0	0	0	0	0	0	0	0	0	0	0	1	1	0	0	0	0	0

SINGLE-GAME HIGHS: DEFENSIVE


Total Tackles 1 vs. Atlanta Falcons, Nov 17, 2024
Special Teams Tackles 2 at New Orleans Saints, Oct 17, 2024

Special Teams Fumble Recoveries 1 at Seattle Seahawks, Sep 08, 2024

2025 GAME-BY-GAME REGULAR-SEASON STATISTICS (DEN)

DATE	OPPONENT	P/S	TACKLES								INTERCEPTIONS					O. FUMB				ST				MISC		W/L	SCORE						
			TK	S	A	SK	YDS	TFL	YDS	QBH	NO	YDS	LG	TD	PD	FF	FR	TD	YDS	TK	S	A	FF	FR	S			A					
09/07	TEN	P	0	0	0	0.0	0.0	0	0	0	0	0	0	0	0	0	0	0	0	0	0	0	0	0	0	0	0	0	0	0	0	W	20-12
09/14	at IND	P	0	0	0	0.0	0.0	0	0	0	0	0	0	0	0	0	0	0	0	0	0	0	0	0	1	0	1	0	0	0	0	L	28-29
2025 TOTALS		2-0	0	0	0	0.0	0.0	0	0	0	0	0	0	0	0	0	0	0	0	0	0	0	0	0	1	0	1	0	0	0	0	1-1	





8 QB



JARRETT
STIDHAM

HEIGHT/WEIGHT: 6-3 / 215

COLLEGE: Auburn

BIRTHDAY: Aug. 8, 1996

BORN: Corbin, Ky.

NFL EXPERIENCE: 7th YR

BRONCOS EXPERIENCE: 3rd YR

GP/GS: 20/4

ACQUIRED: UFA (L.V.)-'23

AT A GLANCE

- A seventh-year quarterback who has appeared in 20 career regular-season games (4 starts) with New England (2019-21), Las Vegas (2022) and Denver (2023-25), completing 117-of-197 passes (59.4%) for 1,422 yards with eight touchdowns and eight interceptions (78.3 rtg.).
- Finished his first season with the Broncos in 2023 with 496 yards on 40-of-66 passing (60.6%) with two touchdowns and one interception (87.7 rtg.).
- Set career highs in passing yards (656), completions (53), attempts (83), passing scores (4), completion percentage (63.9) and passer rating (89.2) in five games (2 starts) during his lone season with Las Vegas in 2022.
- Played in five games in 2020 with New England, totaling 256 yards with two touchdowns and three picks on 22-of-44 passing (50.0%) (54.7 rtg.).
- Appeared in three games during his rookie season in 2019 with the Patriots.
- Played two seasons at Auburn University (2017-18), completing 470-of-739 passes (63.6%) for 5,952 yards with 36 touchdowns and 11 interceptions and led the Tigers to the 2017 SEC Championship Game against Georgia.
- Was named second-team All-SEC in 2017 after completing 246-of-370 (66.5%) passes for 3,158 yards with 18 touchdowns and six picks.
- Also attended Baylor University in 2015 and McLennan Community College in 2016.
- Was drafted in the fourth round (133rd overall) of the 2019 NFL Draft by New England.
- Signed by Denver as a free agent on March 15, 2023.

2024: Stidham appeared in three games and totaled four rushes for five yards (1.3 avg.).

2023: Stidham finished his first season with the Broncos with 496 yards on 40-of-66 passing (60.6%) with two touchdowns and one interception (87.7 rtg.)... Made his first appearance as a Bronco at Det. (12/16)... Started his first game with Denver vs. LAC (12/31), completing 20-of-32 passes for 224 yards (62.5%) with one touchdown (93. rtg.) for his first career win... Started the final game of the season, totaling 272 yards on 20-of-34 passing (58.5%) with one touchdown and one interception (82.0 rtg.) at L.V. (1/7).

2022: Stidham set career highs in five games (2 starts) in passing yards (656), completions (53), attempts (83), passing scores (4), completion percentage (63.9) and passer rating (89.2) in his lone season with Las Vegas... Completed 8-of-13 passes (61.5%) for 71 yards (76.4 rtg.) at N.O. (10/30)... Made his first career start vs. S.F. (1/1), completing 23-of-34 passes (67.6%) for a career-high 365 yards with a career mark three touchdowns and two picks (108.1 rtg.)... Also started the Raiders' Week 18 matchup vs. K.C. (1/7), totaling 219 yards with one score and one interception on 22-of-36 passing (61.1%) (76.0 rtg.)... Also appeared vs. Hou. (10/23) and at Sea. (11/27).

2021: Stidham spent the first nine games of the Reserve/Physically Unable to Participate list... Was inactive during Games 10-17 and the Patriots' AFC Wild Card Game at Buf. (1/15).

2020: Stidham played in five games, totaling 256 yards with two touchdowns and three picks on 22-of-44 passing (50.0%) (54.7 rtg.)... Threw his first career touchdown pass along with 60 yards at K.C. (10/5)... Completed 6-of-10 passes (60.0%) for 64 yards with one pick vs. S.F. (10/25)... Posted 61 passing yards on 2-of-3 (66.7%) attempts with one score through the air at LAC (12/6)... Completed 5-of-7 passes (71.4%) for 27 yards at LAR (12/10)... Also competed in vs. Buf. (12/28).

2019: Stidham appeared in three games after being drafted in the fourth round (133rd overall) by the Patriots... Completed 2-of-4 passes (50.0%) for 14 yards with one interception... Made his NFL debut vs. NYJ (9/22), completing 2-of-3 passes (66.7%) for 14 yards and one interception (37.5 rtg.)... Also made appearances at Was. (10/6) and at NYJ (10/21).

COLLEGE: Stidham played two seasons at Auburn University (2017-18), completing 470-of-739 passes (63.6%) for 5,952 yards with 36 touchdowns and 11 interceptions... Also contributed 175 rushes for 154 yards (0.9 avg.) with seven scores... Was named second-team All-SEC in 2017 after completing 246-of-370 passes (66.5%) for 3,158 yards with 18 touchdowns and six picks... Led Auburn to the 2017 SEC Championship Game against Georgia... Led the SEC and ranked ninth nationally in completion percentage and fourth in the conference in passing efficiency (151.0) in 2017... Was named SEC Offensive Player of the Week after completing 13-of-16 passes (81.3%) for 264 yards



UPDATED PLAYER BIOS



with two scores vs. Mississippi State... Was awarded SEC Offensive Player of the Week for a second time that season against Alabama after totaling 237 yards on 21-of-28 passing (75.0%) with a rushing score... Spent one season at McLennan Community College in 2016 after playing the 2015 season at Baylor University.

PERSONAL: Stidham attended Stephenville (Texas) High School, where he was a three-time all-state honoree as both a quarterback and receiver... Was named a 2014 Class 4A All-State second team honoree after he led Stephenville to 9-4 record, the 2014 4A DI regional finals and a No. 6 final ranking as senior... Finished his senior season with 3,903 total yards and 50 scores... Threw for 2,934 yards with 35 touchdowns on 183-of-260 passing (70.4%) and ran for 969 yards with 15 touchdowns on 122 carries... Threw for 2,613 yards with 30 touchdowns on 156-of-254 passes (61.4%) and rushed for 821 yards with 14 touchdowns on 138 carries as a junior, earning 2013 District 7-3A MVP... Led Stephenville to a 12-2 record while being named 2013 third-team Class 3A All-State that season... Played receiver as sophomore, totaled 685 yards with 11 touchdown receptions on Stephenville's 2012 Class 3A DI state championship squad, earning 2012 Class 3A All-State honorable mention... Was All-District in basketball and also ran track... Jarrett Stidham (pronounced: STID-um) was born on Aug. 8, 1996, in Corbin, Ky.

Transactions

Signed by New England as a draft pick 5/10/19; Traded to Las Vegas 5/12/22; Signed by Denver as a free agent 3/15/23; Re-signed by Denver 3/10/25.

Jarrett Stidham's NFL Regular Season Passing/Rushing Statistics

DATE	TEAM	GP	GS	PASSING										RUSHING					
				ATT.	CMP.	PCT.	YDS	AVG.	TD	INT.	LG	SK	LST	RATE	NO.	YDS.	AVG.	LG	TD
2019	NE	3	0	4	2	50.0	14	3.5	0	1	11	1	7	18.8	2	-2	-1.0	0	0
2020	NE	5	0	44	22	50.0	256	5.8	2	3	38t	4	21	54.7	7	7	1.0	6	0
2021	NE	0	0	0	0	0.0	0	0.0	0	0	0	0	0	0.0	0	0	0.0	0	0
2022	LV	5	2	83	53	63.9	656	7.9	4	3	60t	7	47	89.2	14	84	6.0	11	0
2023	DEN	3	2	66	40	60.6	496	7.5	2	1	54t	7	46	87.7	9	8	0.9	4	0
2024	DEN	4	0	0	0	0.0	0	0.0	0	0	0	0	0	0.0	4	5	1.3	8	0
2025	DEN	0	0	0	0	0.0	0	0.0	0	0	0	0	0	0.0	0	0	0.0	0	0
TOTALS		20	4	197	117	59.4	1,422	7.2	8	8	60T	19	121	78.3	36	102	2.8	11	0

Jarrett Stidham's NFL Postseason Passing/Rushing Statistics

DATE	TEAM	GP	GS	PASSING										RUSHING					
				ATT.	CMP.	PCT.	YDS	AVG.	TD	INT.	LG	SK	LST	RATE	NO.	YDS.	AVG.	LG	TD
2019	NE	0	0	0	0	0.0	0	0.0	0	0	0	0	0	0.0	0	0	0.0	0	0
2021	NE	0	0	0	0	0.0	0	0.0	0	0	0	0	0	0.0	0	0	0.0	0	0
2024	DEN	0	0	0	0	0.0	0	0.0	0	0	0	0	0	0.0	0	0	0.0	0	0
TOTALS		0	0	0	0	0.0	0	0.0	0	0	0	0	0	0.0	0	0	0.0	0	0

SINGLE-GAME HIGHS: QUARTERBACK

Pass Attempts	36 vs. Kansas City Chiefs, Jan 07, 2023	Passer Rating	108.1 vs. San Francisco 49ers, Jan 01, 2023
Pass Completions	23 vs. San Francisco 49ers, Jan 01, 2023	Rush Attempts	7 vs. Kansas City Chiefs, Jan 07, 2023
Yards Passing	365 vs. San Francisco 49ers, Jan 01, 2023		...1 more at 7.
TD Passes	3 vs. San Francisco 49ers, Jan 01, 2023	Rushing Yards	50 vs. Kansas City Chiefs, Jan 07, 2023
Long Passes	60t vs. San Francisco 49ers, Jan 01, 2023	Rushing Average	7.1 vs. Kansas City Chiefs, Jan 07, 2023
Completion Percentage	67.6 vs. San Francisco 49ers, Jan 01, 2023	Longest Runs	11 vs. San Francisco 49ers, Jan 01, 2023

300-YARD PASSING GAMES (1): REGULAR SEASON

DATE	TEAM	NO.	YDS.	AVG.	LG	TD
01/01/23	SF	23	365	15.9	60t	3



UPDATED PLAYER BIOS



2025 GAME-BY-GAME REGULAR-SEASON STATISTICS (DEN)

DATE	OPPONENT	P/S	PASSING											RUSHING				W/L	SCORE	
			ATT	CMP	YDS	PCT	Y/A	Y/C	TD	INT	LG	SK/YD	RATE	ATT	YDS	LG	TD			
09/07	TEN		DID NOT PLAY (NON-INJURY)															W	20-12	
09/14	at IND		DID NOT PLAY (NON-INJURY)															L	28-29	
2025 TOTALS		0-0	0	0	0	0.0	0.0	0.0	0	0	0	0	0/0	0.0	0	0	0	0	1-1	





40 ILB



JUSTIN STRNAD

HEIGHT/WEIGHT: 6-3 / 235

COLLEGE: Wake Forest

BIRTHDAY: Aug. 21, 1996

BORN: Palm Harbor, Fla.

NFL EXPERIENCE: 6th YR

BRONCOS EXPERIENCE: 6th YR

GP/GS: 69/14

ACQUIRED: D5-'20

AT A GLANCE

- A sixth-year inside linebacker who has appeared in 69 regular-season games (14 starts) with the Broncos (2020-25), tallying 111 tackles (70 solo), five sacks (21.0 yds.), three passes defended and 18 special-teams tackles during his career.
- Played in one postseason contest (1 start) with Denver (2024), totaling five tackles (4 solo).
- Appeared in all 17 games (8 starts) in 2024, totaling 69 tackles (46 solo), three sacks (8 yds.) and three passes defended.
- Missed the entire 2020 season after being placed on injured reserve on Aug. 31, 2020 with a season-ending wrist injury.
- Started 20-of-47 games played at Wake Forest University, totaling 244 tackles (145 solo), eight sacks (46 yds.), four interceptions (44 yds.), 10 passes defended, three forced fumbles and one fumble recovery.
- Earned honorable-mention All-ACC honors as a redshirt senior after finishing with 69 tackles (38 solo), two sacks (18 yds.), one interception and four passes defended in eight games (7 starts).
- Ended his redshirt junior season leading the Demon Deacons with 105 tackles (63 solo), 1.5 sacks (6 yds.), five passes defended and one forced fumble to earn All-ACC honorable mention honors.
- Was a first-team All-Pinellas County selection by the Tampa Tribune and the Tampa Bay Times as a senior at East Lake High School in Tarpon Springs, Fla.
- Selected by the Broncos in the fifth round (178th overall) of the 2020 NFL Draft.

2025: Strnad totaled five tackles (3 solo) with one sack (3 yds.) of Titans QB Cam Ward vs. Ten. (9/7)... Recorded a sack (10 yds.) of Colts QB Daniel Jones in the red zone at Ind. (9/14) while tallying consecutive games with at least one sack for the second time in his career (Week 6-7, 2024).

2024: Strnad appeared in 17 games (8 starts) for Denver, recording a career-high 69 defensive tackles (46 solo), three sacks (8 yds.), eight tackles for loss, three passes defended and four special-teams tackles... Made first start of the season at NYJ (9/29) and logged four tackles (3 solo), including sacking Jets QB Aaron Rodgers (8 yds.) on the first play of the game for his first career quarterback takedown... Led the team with nine tackles (7 solo) vs. L.V. (10/6)... Recorded seven tackles (5 solo) and one sack of Chargers QB Justin Herbert vs. LAC (10/13)... Tallied eight tackles (6 solo) and one sack for the second consecutive game with a takedown of Saints QB Spencer Rattler at N.O. (10/17)... Recorded a single-game career high nine tackles (2 solo) vs. Ind. (12/15)... Started his first career postseason contest and recorded five tackles (4 solo) at Buf. (1/12) in the AFC Wild Card Playoff.

2023: Strnad made five special-teams tackles in 17 games with the Broncos, playing in 395 special-teams plays... Made his first special-teams tackle of the season vs. NYJ (10/8)... Assisted on a special-teams tackle at Buf. (11/13)... Recorded a special-teams tackle in back-to-back games vs. Min. (11/19).

2022: Strnad appeared in all 17 games, totaling five special-teams tackles on 405 special-teams snaps... Made two special-teams tackles at Jac. (10/30).

2021: Strnad appeared in 16 games (5 starts), totaling 32 tackles (19 solo) and four special teams tackles... Made his NFL debut and collected one special-teams tackle at NYG (9/12)... Collected a career-high six defensive stops (3 solo) and one special-teams tackle at Jac. (9/19)... Made first career start and recorded four tackles (2 solo) vs. NYJ (9/26)... Tied career high with six tackles (3 solo) at Pit. (10/10)... Recorded a season-high-tying six tackles (2 solo) at Cle. (10/21).

2020: Strnad, who was selected by the Broncos in the fifth round (178th overall) of the 2020 NFL Draft, missed his entire rookie season after sustaining a wrist injury in training camp... Placed on injured reserve on Aug. 31.

COLLEGE: Strnad played in eight games (7 starts) as a redshirt senior, recording 69 tackles (38 solo), two sacks (18 yds.), one interception and four passes defended before suffering a season-ending injury... Received All-ACC honorable mention honors... Elected as team captain for the season by his teammates... Secured the game-winning interception, led the team with 12 tackles (9 solo) vs. Utah State (8/30), and was named to the Pro Football Focus ACC Team of the Week... Led the team with 13 tackles (9 solo) at Boston College (9/28)... Started all 13 games played in 2018, collecting 105 tackles (63 solo), 1.5 sacks (6 yds.), five passes defended and one forced fumble... Earned honorable-mention All-ACC honors for the first time in his collegiate career... Logged seven tackles (3 solo) and one sack in his first career start at



UPDATED PLAYER BIOS



Tulane (8/30)... Recorded six games with 10 or more tackles, including a nine-solo tackle (11 total) performance vs. Memphis in the Jared Birmingham Bowl (12/22)... Saw action in all 13 games in 2017, recording 51 tackles (32 solo), 4.5 sacks (22 yds.), three interceptions (44 yds), one pass defended, two forced fumbles and one fumble recovery as a redshirt sophomore... Led the team in special-teams tackles (10), interceptions (3) and interception return yards (44)... Played in all 13 games as a redshirt freshman in 2016, tallying 19 tackles (12 solo).

PERSONAL: Strnad prepped at East Lake High School in Tarpon Springs, Fla. and was chosen to the All-Pinellas County first-team by both the Tampa Tribune and Tampa Bay Times as a senior... Finished his final high school campaign with 81 tackles, eight passes defended, three sacks and three interceptions... Helped the team win both league and district championships in 2013 and 2014... Justin Strnad (pronounced: STIR-nad) was born on Aug. 21, 1996, in Palm Harbor, Fla.

Transactions

Signed by Denver as a draft choice 7/22/20; Re-signed by Denver 3/21/24.

Justin Strnad's NFL Regular Season Defensive Statistics

DATE	TEAM	GP	GS	TACKLES							INTERCEPTIONS					O. FUMB				ST				MISC								
				TK	S	A	TFL	YDS	SK	YDS	QBH	NO	YDS	LG	TD	PD	FF	FR	TD	YDS	TK	S	A	FF	FR	S	A					
2020	DEN	0	0	0	0	0	0	0	0.0	0.0	0	0	0	0	0	0	0	0	0	0	0	0	0	0	0	0	0	0	0	0	0	0
2021	DEN	16	5	32	19	13	0	0	0.0	0.0	1	0	0	0	0	0	0	0	0	0	0	0	0	0	4	4	0	0	0	0	0	
2022	DEN	17	0	0	0	0	0	0	0.0	0.0	0	0	0	0	0	0	0	0	0	0	0	0	0	0	5	4	1	0	0	0	0	
2023	DEN	17	0	0	0	0	0	0	0.0	0.0	0	0	0	0	0	0	0	0	0	0	0	0	0	0	5	4	1	0	0	0	0	
2024	DEN	17	8	69	46	23	8	20	3.0	8.0	4	0	0	0	0	3	0	0	0	0	0	0	0	0	4	2	2	0	0	0	0	
2025	DEN	2	1	10	5	5	2	13	2.0	13.0	3	0	0	0	0	0	0	0	0	0	0	0	0	0	0	0	0	0	0	0	0	
NFL TOTALS		69	14	111	70	41	10	33	5.0	21.0	8	0	0	0	0	3	0	0	0	0	0	0	0	0	18	14	4	0	0	0	0	

Justin Strnad's NFL Postseason Defensive Statistics

DATE	TEAM	GP	GS	TACKLES							INTERCEPTIONS					O. FUMB				ST				MISC							
				TK	S	A	TFL	YDS	SK	YDS	QBH	NO	YDS	LG	TD	PD	FF	FR	TD	YDS	TK	S	A	FF	FR	S	A				
2024	DEN	1	1	5	4	1	0	0	0.0	0.0	0	0	0	0	0	0	0	0	0	0	0	0	0	0	0	0	0	0	0	0	0
NFL TOTALS		1	1	5	4	1	0	0	0.0	0.0	0	0	0	0	0	0	0	0	0	0	0	0	0	0	0	0	0	0	0	0	

SINGLE-GAME HIGHS: DEFENSIVE

- Total Tackles** 9 vs. Indianapolis Colts, Dec 15, 2024
...1 more at 9.
- Solo Tackles** 7 vs. Las Vegas Raiders, Oct 06, 2024
- Sacks** 1.0 at Indianapolis Colts, Sep 14, 2025
...4 more at 1.0.
- Passes Defended** 1 vs. Cleveland Browns, Dec 02, 2024
...2 more at 1.
- Tackles For Loss** 2 at New York Jets, Sep 29, 2024
- Special Teams Tackles** 2 at Jacksonville Jaguars, Oct 30, 2022
...1 more at 2.

SINGLE-GAME HIGHS - POSTSEASON: DEFENSIVE

- Total Tackles** 5 at Buffalo Bills, Jan 12, 2025
- Solo Tackles** 4 at Buffalo Bills, Jan 12, 2025

2025 GAME-BY-GAME REGULAR-SEASON STATISTICS (DEN)

DATE	OPPONENT	P/S	TACKLES							INTERCEPTIONS					O. FUMB				ST				MISC										
			TK	S	A	SK	YDS	TFL	YDS	QBH	NO	YDS	LG	TD	PD	FF	FR	TD	YDS	TK	S	A	FF	FR	S	A	W/L	SCORE					
09/07	TEN	S	5	3	2	1.0	3.0	1	3	2	0	0	0	0	0	0	0	0	0	0	0	0	0	0	0	0	0	0	0	0	0	W	20-12
09/14	at IND	P	5	2	3	1.0	10.0	1	10	1	0	0	0	0	0	0	0	0	0	0	0	0	0	0	0	0	0	0	0	0	0	L	28-29
2025 TOTALS		2-1	10	5	5	2.0	13.0	2	13	3	0	0	0	0	0	0	0	0	0	0	0	0	0	0	0	0	0	0	0	0	1-1		





2 CB



PAT
SURTAIN II

HEIGHT/WEIGHT: 6-2 / 202

COLLEGE: Alabama

BIRTHDAY: Apr. 14, 2000

BORN: Plantation, Fla.

NFL EXPERIENCE: 5th YR

BRONCOS EXPERIENCE: 5th YR

GP/GS: 68/67

ACQUIRED: D1-'21

AT A GLANCE

- A fifth-year cornerback who is just the second Bronco in team history and seventh cornerback in league history to be named Associated Press Defensive Player of the Year.
- Became the sixth player at that position in team history to be named first-team AP All-Pro and a Pro Bowler in the same season in 2022 and 2024 while adding an additional Pro Bowl selection in 2023.
- Became the third Broncos cornerback with multiple AP first-team All-Pro accolades.
- Was named to the Players' (NFLPA) All-Pro first team from 2022-24.
- Selected as the Demaryius Thomas Team MVP Award winner, as voted on by the Denver Chapter of the Pro Football Writers of America (PFWA), from 2022-24.
- Ranks Top-10 among Broncos cornerbacks in their first four seasons in tackles (1st—232), passes defended (T-1st—47) and interceptions (5th—11).
- Started 67-of-68 games with the Broncos, posting 243 tackles (193 solo), 11 interceptions (199 yds., 2 TDs), two forced fumbles, one fumble recovery and 49 passes defended.
- Started one postseason contest with the Broncos, recording five tackles (4 solo).
- Became the first Bronco in team history and the fifth NFL player to be drafted since 2015 to record double-digit passes defended in each of his first four seasons.
- Was named NFL Defensive Player of the Year and first-team All-Pro by the AP while also earning his third Pro Bowl honors in 2024 after recording 45 tackles (34 solo), four interceptions (132 yds., 1 TD), 11 passes defended, one forced fumble and one fumble recovery.
- Became the third cornerback in team history to be named AFC Defensive Player of the Month after receiving the honor in November of 2024.
- Earned Pro Bowl and first-team All-Pro by the NFLPA Player's All-Pro team accolades for the second time in his career after totaling 69 tackles (59 solo), 1 interception and 12 passes defended in 2023.
- Named a Pro Bowl starter and first-team All-Pro (AP, PFWA, NFLPA) after totaling 60 tackles (46 solo), two interceptions (-3 yds.), 10 passes defended and one forced fumble in 17 starts in 2022.
- Appeared in 16 games (15 starts), totaling 58 tackles (45 solo), four interceptions (70 yds., 1TD) and 14 passes defended as a rookie in 2021.
- His 14 passes defended were the second-most by a Broncos rookie and his four interceptions rank tied for third by a rookie in team history.
- Played 42 games (39 starts) at the University of Alabama, totaling 117 tackles (82 solo), four interceptions (69 yds., 1 TD), 27 pass breakups, four forced fumbles and two fumble recoveries during his collegiate career (2018-20).
- Contributed to Alabama's 2020 national championship team while being named SEC Defensive Player of the Year, first-team All-SEC, a unanimous first-team All-American and the Rose Bowl's Defensive Most Valuable Player during his final collegiate campaign.
- Named a finalist for the Lott IMPACT and Bronko Nagurski trophies along with the Chuck Bednarik and Jim Thorpe awards.
- Started all 13 games played in 2020, tallying 38 tackles, one interception (25 yds., 1TD), 12 pass breakups and one fumble recovery.
- Collected 42 tackles (32 solo), two interceptions (24 yds.), eight pass breakups, three forced fumbles and one fumble recovery in 2019 while starting all 13 games for the Crimson Tide.
- Started 12-of-15 games as a true freshman, registering 37 tackles (28 solo), one interception (20 yds.), seven pass breakups and one force fumble.
- Selected by the Broncos in the first round (9th overall) of the 2021 NFL Draft.

2025: Surtain II recorded one pass defended in the season opener vs. Ten. (9/7), not allowing a catch in 34 coverage snaps played, per Next Gen Stats... Totaled a career-high and team-high 11 tackles (9 solo) with one pass defended at Ind. (9/14).

2024: Surtain II became just the second player in team history to be named NFL Defensive Player of the Year by the Associated Press... Also earned first-team All Pro honors for the second time and Pro Bowl honors for the third time in his career after starting 16 contests for Denver, tallying 45 tackles (34 solo), four interceptions (132 yds., 1 TD), 11 passes defended, one forced fumble and one fumble recovery...





Became the third Broncos cornerback with multiple AP first-team All-Pro accolades and third defensive player in team annals to earn multiple first-team All-Pro nods within his first four seasons... Allowed just 306 passing yards and a 59.1 passer rating against on 35 receptions in 601 coverage snaps on the season... Recorded six tackles (4 solo) and one pass defended at Sea. (9/8)... Recorded second multi-interception game of career, nabbing two interceptions of Raiders QB Gardner Minshew, including returning his second-quarter pick for a 100-yard touchdown return... His pick-six marked the second longest interception return for a touchdown in team history and just the second to be for 100 or more yards (CB Aqib Talib, 103 yds. - vs. Dal. 9/17/17)... Tallied one tackle and one interception of Panthers QB Bryce Young (28 yds.) in the third quarter vs. Car. (10/27)... Logged one solo tackle and one pass defended vs. Atl. (11/17)... Became the third cornerback in team history to be named AFC Defensive Player of the Month after receiving the honor for the month of November... Nabbed his fourth interception of the year off of Colts QB Anthony Richardson (4 yds.) and recorded two passes defended, bringing his season total to 11 and becoming the first Bronco in team history to record at least 10 passes defended in each of his first four seasons... Registered six tackles (4 solo) along with forcing and recovering a fumble by Bengals WR Tee Higgins in the fourth quarter at Cin. (12/28)... Started in his postseason debut and recorded five tackles (4 solo) at Buf. (1/12) in the AFC Wild Card Playoff.

2023: Surtain II was named to the Pro Bowl and first-team All-Pro by the NFLPA Player's All-Pro team for the second time in his career after totaling 69 tackles (59 solo), one interception and 12 passes defended... Had a strong start to the season, recording a career-high three passes defended along with two solo tackles vs. L.V. (9/10)... Made five tackles (4 solo) at Mia. (9/24)... Broke up two passes and made three solo tackles in the 21-point comeback at Chi. (10/1)... Recorded his seventh career interception on Jets QB Zach Wilson in the fourth quarter while also tallying five tackles (4 solo) vs. NYJ (10/8)... Totaled seven solo tackles at K.C. (10/12)... Broke up his seventh pass of the season after deflecting a ball from Packers QB Jordan Love while also making two solo tackles in the win vs. G.B. (10/22)... Registered three solo tackles and one pass defended in the win vs. K.C. (10/29)... Broke up one pass and made four tackles (3 solo) in the win vs. Min. (11/19)... Became the first Bronco since at least 1999 to record double-digit passes defended in each of his first three seasons after tallying five solo tackles and one pass defended at Hou. (12/3)... Made five solo tackles at LAC (12/10)... Recorded six tackles (5 solo) vs. N.E. (12/24)... Produced four solo tackles and defended one pass vs. LAC (12/31)... Finished the season with six tackles (5 solo) and one pass defended at L.V. (1/7).

2022: Surtain II was named a Pro Bowl starter and first-team All-Pro (AP, PFWA, NFLPA) after totaling 60 tackles (46 solo), two interceptions (-3 yds.), 10 passes defended and one forced fumble in 17 starts... Was also awarded the Demaryius Thomas Team MVP Award, as voted on by the Denver Chapter of the Pro Football Writers of America... Allowed no receptions on six targets, defended two passes and also posted a tackle in the 11-10 win vs. S.F. (9/25)... Posted multiple passes defended in his second-consecutive game along with a career-high eight tackles (6 solo) at L.V. (10/2)... Had seven tackles (4 solo) and recorded his first career forced fumble vs. Ind. (10/6)... Tallied five tackles (3 solo) and one tackle for loss in the win at Jac. (10/30)... Batted down his sixth pass of the season and made three tackles (2 solo) at Ten. (11/13)... Made five unassisted tackles and had a pass defended at Car. (11/27)... Broke up a pass and made six solo tackles at Bal. (12/4)... Intercepted Chiefs QB Patrick Mahomes, which set up a Denver touchdown with under two-minutes to play in the first half, and had two tackles (1 solo) vs. K.C. (12/11)... Picked off Cardinals QB Trace McSorley to ice the game and also produced six tackles (4 solo) vs. Ari. (12/18).

2021: Surtain II, who was selected by the Broncos in the first round (9th overall) of the 2021 NFL Draft, appeared in 16 games (15 starts), totaling 58 tackles (45 solo), four interceptions (70 yds., 1TD) and 14 passes defended... His 14 passes defended are the second-most by a Broncos rookie and his four interceptions rank tied for third by a rookie in team history... Made his NFL debut at NYG (9/12)... Recorded his first career start at Jac. (9/19), tallying four tackles (2 solo), one pass defended and his first career interception... Tied for the team lead in tackles and totaled five solo stops and one pass defended vs. NYJ (9/26)... Collected six solo tackles vs. Bal. (10/3)... Totaled three solo tackles and one pass defended at Pit. (10/10)... Tallied four solo tackles and one pass defended vs. L.V. (10/17)... Recorded a season-high two passes defended and added two tackles (1 solo) at Cle. (10/21)... Tallied at least one pass defended in the fourth consecutive game and added two tackles (1 solo) vs. Was. (10/31)... Extended his passes defended streak to six games, collecting one pass breakup and three solo tackles vs. Phi. (11/14)... Posted his first career multi-interception game and first interception return for a touchdown as well as five tackles (4 solo), two interceptions (70 yds., 1TD) and two passes defended... Registered a season-high-tying six tackles (4 solo) and two passes defended at LAC (1/2).

COLLEGE: Surtain II started 38-of-41 games played at the University of Alabama, totaling 117 tackles (82 solo), four interceptions (69 yds., 1TD), 27 pass breakups, four forced fumbles and two fumble recoveries... Started all 13 games played in 2020, totaling 38 tackles (22 solo), one interception (25 yds., 1TD), 12 pass breakups and one fumble recovery... Contributed to Alabama's 2020 national championship team while being named SEC Defensive Player of the Year, first-team All-SEC, a unanimous first-team All-American and the Rose Bowl's Most Valuable Player... Named a finalist for the Lott IMPACT and Bronko Nagurski trophies and the Chuck Bednarik and Jim Thorpe Awards... Tallied first career pick six and returned one interception for 25 yards vs. Mississippi State (10/31)... Garnered Defensive Most Valuable Player honors after his performance in the Rose Bowl vs. Notre Dame (1/1)... Registered three tackles (2 solo) in the CFP National Championship Game vs. Ohio State (1/11)... Opened all 13 games in 2019, posting 42 tackles (32 solo), two interceptions (24 yds.), eight pass breakups, three forced fumbles and one fumble recovery... Nabbed a career-high eight tackles (6 solo) at South Carolina (9/14)... Totaled seven tackles (3 solo) in the Citrus Bowl vs. Michigan (1/1)... Started 12-of-15 games during his true freshman season in 2018, posting 37 tackles (28 solo), one interception (20 yds.), seven pass breakups and one forced fumble... Named a Freshman All-American by The Athletic and earned SEC All-Freshman Team honors by league coaches... Recorded three solo tackles in the Iron Bowl vs. Oklahoma (12/29)... Had one solo tackle in the CFP National Championship Game vs. Clemson (1/7).

PERSONAL: Surtain II attended American Heritage High School in Plantation, Fla., where he helped lead the school to back-to-back 5A state titles in his junior and senior seasons... Selected to the Sun Sentinel All-County first team in Broward during his final two years of prep football... Named a 2018 U.S. Army All-American and was selected to the 2017 All-USA Florida Football Team following his senior campaign... Father, Patrick Surtain Sr., played 11 NFL seasons with Miami (1998-2004) and Kansas City (2005-08) while being named a Pro Bowler on three occasions... Pat Surtain II (pronounced: sur-TAIN) was born on April 14, 2000, in Plantation, Fla.

Transactions



UPDATED PLAYER BIOS



Signed by Denver as a draft choice 5/18/21.

Pat Surtain II's NFL Regular Season Defensive Statistics

DATE	TEAM	GP	GS	TACKLES								INTERCEPTIONS					O. FUMB				ST				MISC							
				TK	S	A	TFL	YDS	SK	YDS	QBH	NO	YDS	LG	TD	PD	FF	FR	TD	YDS	TK	S	A	FF	FR	S	A					
2021	DEN	16	15	58	45	13	1	2	0.0	0.0	0	4	70	70t	1	14	0	0	0	0	0	0	0	0	0	0	0	0	0	0	0	0
2022	DEN	17	17	60	46	14	2	5	0.0	0.0	1	2	-3	0	0	10	1	0	0	0	0	0	0	0	0	0	0	0	0	0	0	
2023	DEN	17	17	69	59	10	0	0	0.0	0.0	0	1	0	0	0	12	0	0	0	0	0	0	0	0	0	0	0	0	0	0	0	
2024	DEN	16	16	45	34	11	1	1	0.0	0.0	0	4	132	100t	1	11	1	1	0	0	0	0	0	0	0	0	0	0	0	0	0	
2025	DEN	2	2	11	9	2	0	0	0.0	0.0	0	0	0	0	0	2	0	0	0	0	0	0	0	0	0	0	0	0	0	0	0	
NFL TOTALS		68	67	243	193	50	4	8	0.0	0.0	1	11	199	100T	2	49	2	1	0	0	0	0	0	0	0	0	0	0	0	0	0	

Pat Surtain II's NFL Postseason Defensive Statistics

DATE	TEAM	GP	GS	TACKLES								INTERCEPTIONS					O. FUMB				ST				MISC						
				TK	S	A	TFL	YDS	SK	YDS	QBH	NO	YDS	LG	TD	PD	FF	FR	TD	YDS	TK	S	A	FF	FR	S	A				
2024	DEN	1	1	5	4	1	0	0	0.0	0.0	0	0	0	0	0	0	0	0	0	0	0	0	0	0	0	0	0	0	0	0	0
NFL TOTALS		1	1	5	4	1	0	0	0.0	0.0	0	0	0	0	0	0	0	0	0	0	0	0	0	0	0	0	0	0	0	0	0

SINGLE-GAME HIGHS: DEFENSIVE

- Total Tackles** 11 at Indianapolis Colts, Sep 14, 2025
- Solo Tackles** 9 at Indianapolis Colts, Sep 14, 2025
- Passes Defensed** 3 vs. Las Vegas Raiders, Sep 10, 2023
- Forced Fumbles** 1 at Cincinnati Bengals, Dec 28, 2024
...1 more at 1.
- Fumble Recoveries** 1 at Cincinnati Bengals, Dec 28, 2024
- Tackles For Loss** 1 vs. Philadelphia Eagles, Nov 14, 2021
- Interceptions** 2 vs. Las Vegas Raiders, Oct 06, 2024
...1 more at 2.
- Interception Return Yards** 100 vs. Las Vegas Raiders, Oct 06, 2024


SINGLE-GAME HIGHS - POSTSEASON: DEFENSIVE

- Total Tackles** 5 at Buffalo Bills, Jan 12, 2025
- Solo Tackles** 4 at Buffalo Bills, Jan 12, 2025

2025 GAME-BY-GAME REGULAR-SEASON STATISTICS (DEN)

DATE	OPPONENT	P/S	TACKLES								INTERCEPTIONS					O. FUMB				ST				MISC								
			TK	S	A	SK	YDS	TFL	YDS	QBH	NO	YDS	LG	TD	PD	FF	FR	TD	YDS	TK	S	A	FF	FR	S	A	W/L	SCORE				
09/07	TEN	S	0	0	0	0.0	0.0	0	0	0	0	0	0	0	1	0	0	0	0	0	0	0	0	0	0	0	0	0	0	0	W	20-12
09/14	at IND	S	11	9	2	0.0	0.0	0	0	0	0	0	0	0	1	0	0	0	0	0	0	0	0	0	0	0	0	0	0	0	L	28-29
2025 TOTALS		2-2	11	9	2	0.0	0.0	0	0	0	0	0	0	0	2	0	0	0	0	0	0	0	0	0	0	0	0	0	0	1-1		





14 WR



COURTLAND
SUTTON

HEIGHT/WEIGHT: 6-4 / 216

COLLEGE: Southern Methodist

BIRTHDAY: Oct. 10, 1995

BORN: Brenham, Texas

NFL EXPERIENCE: 8th YR

BRONCOS EXPERIENCE: 8th YR

GP/GS: 100/84

ACQUIRED: D2-'18

AT A GLANCE

- An eighth-year Pro Bowl wide receiver who has appeared in 100 career regular-season games (84 starts) with Denver (2018-25), catching 386 passes for 5,407 yards (14.0 avg.) with 33 touchdowns to go with one two-point conversion.
- Has also completed four passes for 84 yards with one touchdowns along with five rushes for 21 yards (4.2 avg.).
- Totaled five receptions for 75 yards (15.0 avg.) in one postseason game (1 start) with Denver (2024).
- Has recorded the eighth-most receptions (386), ninth-most receiving yards (5,407) and tied for the 10th-most receiving touchdowns (33) in team history.
- Became the 11th Bronco to reach the 1,000 receiving yards mark on a season multiple times.
- Surpassed 5,000 receiving yards in his 93rd career game, becoming the third-fastest Bronco to accomplish the feat.
- Joined WR Emmanuel Sanders and WR Arthur Marshall as the only wide receivers in team history to pass for a touchdown.
- 1-of-5 players in team history to record at least 50 receptions and 700 receiving yards in five seasons.
- In 2024, started 13-of-17 games in the regular season and totaled 81 receptions for 1,081 yards (13.3 avg) with eight touchdowns.
- Became the first Bronco since 2014 to record at least 10 touchdown receptions in a season after totaling 59 catches for 772 yards (13.1 avg.) with 10 scores in 2023.
- Finished 2022 with 829 yards on 64 catches (13.0 avg.) with two receiving touchdowns after starting all 15 games played.
- Recorded 58 catches for 776 yards (13.4 avg.) with two touchdowns in 17 games played (16 starts) in 2021.
- Appeared in one game with the Broncos in 2020 before being placed on injured reserve on Sept. 21 with a season-ending knee injury.
- Registered the most receiving yards (1,816) and receiving touchdowns (10) in Broncos history through a player's first two seasons.
- Named to the Pro Bowl in 2019 after finishing with 72 catches for 1,112 yards (15.4 avg.) and six touchdowns, becoming just the third player in team annals to record a 1,000-yard receiving season by his second year.
- Totaled the fourth-most receiving yards (704) by a rookie in Broncos history in 2018.
- Started 37-of-39 games played at Southern Methodist University, catching 195 passes for 3,220 yards (16.5 avg.) with 31 touchdowns.
- Ended his collegiate career ranked second in school history in touchdowns (31), third in receiving yards (3,220) and sixth in receptions (195).
- Named to the Associated Press All-America second team and to the All-AAC first team as a redshirt junior in 2017, finishing with 68 catches for 1,085 yards (16.0 avg.) with 12 touchdowns.
- Selected by the Broncos in the second round (40th overall) of the 2018 NFL Draft.

2025: Sutton totaled six receptions for 61 yards with one touchdown vs. Ten (9/7), surpassing Emmanuel Sanders for the 10th-most receiving yards in team history and tying Eric Decker for the 10th-most receiving touchdowns in team annals... Played in his 100th career game in Week 2 at Ind. (9/14), becoming the ninth wide receiver in team history to reach triple digit games with the club.

2024: Sutton appeared in 17 games (13 starts) in the regular season and one postseason contest (1 start), totaling 81 receptions for 1,081 yards (13.3 avg) with eight touchdowns... Became the fifth-fastest Bronco in team history to reach 300 career receptions (82 games) in Week 1 at Sea. (9/8) after finishing the game with four receptions for 38 yards (9.5 avg.)... Caught seven passes for 68 yards (9.7 avg.) in the Week 3 win at T.B... Caught three passes for 60 yards (20.0 avg.) with one touchdown in the 10-9 win at NYJ (9/29)... Caught his second touchdown pass of the season along with four receptions for 53 yards (13.3 avg.), vs. LAC (10/13)... Posted his sixth career 100-yard receiving yard game after catching eight passes for 100 yards (12.5 avg.) vs. Car. (10/27)... His 93 receiving yards in the first half against Carolina were the most he has ever recorded in a single half in his career... Also completed one pass for 28 yards to FB Michael Burton in the game... Surpassed WR Brandon Marshall for the 10th-most receptions in team history after catching seven passes for 122 yards (17.4 avg.) at Bal. (11/3)... Also became just the third Broncos wide receiver to pass for a touchdown after connecting with QB Bo Nix for a two-yard pass for the score against the Ravens... Caught six passes for 70 yards (11.7 avg.) with one touchdown at K.C. (11/10)... Caught seven passes for 78 yards (11.1 avg.) vs. Atl. (11/17), marking his fourth consecutive game with at least 70 receiving yards... Recorded his third multi-touchdown game in his career after tallying 97 yards on eight receptions (12.1 avg.) with two scores at L.V. (11/24)... Reached the 5,000 career receiving yard mark in his 93rd game, becoming the third-fastest Bronco to reach that mark... Also surpassed WR Emmanuel





Sanders for the 12th-most career receiving touchdowns (29) in the game... Recorded his third 100-yard game of the season vs. Cle. (12/2) after catching six passes for 102 yards (17.0 avg.)... Posted his 30th-career touchdown on a 20-yard pass from Nix, becoming just the 12th player in team history to reach the 30 receiving touchdown mark vs Ind. (12/15)... Became just the seventh player in the NFL to record at least seven touchdown receptions in both 2023 and 2024 after recording five catches for 55 yards (11.0 avg.) with one score at Cin. (12/28)... Recorded five receptions for 98 yards (19.6 avg.) with one touchdown vs K.C. (1/5)... With the performance, he became the first Bronco since 2019 (Sutton—1,112 yards) to reach the 1,000 receiving yards mark on a season... In his postseason debut in the AFC Wild Card Round at Buf. (1/12), totaled five receptions for 75 yards (15.0 avg.)... His 75 receiving yards were the fourth-most by a Bronco making his postseason debut.

2023: Sutton became the first Bronco since 2014 to record at least 10 touchdown receptions in a season after totaling 59 catches for 772 yards (13.1 avg.) with 10 scores... Caught four passes for 32 yards (8.0 avg.) with one touchdown in the season opener vs. L.V. (9/10)... Caught a team-high five passes for 66 yards (13.2 avg.) vs. Was. (9/17)... Had a team-high 91 yads on eight catches (11.4 avg.) with one touchdown at Mia. (9/24)... Caught a 13-yard touchdown pass from QB Russell Wilson and also made three catches for 27 yards to help the Broncos comeback from a 21-point deficit to win at Chi. (10/1)... Caught his fourth touchdown of the season after bringing in an 11-yard pass from Wilson in the fourth quarter while also making four catches for a team-high 46 yards (11.5 avg.) at K.C. (10/12)... Recorded his fifth touchdown catch of the season in the win vs. G.B. (10/22), finishing the contest with six catches for 76 yards (12.7 avg.) with one score... Tied his career high for receiving touchdowns in a season (6) after catching two passes for 29 yards (14.5 avg.) with one touchdown in the win vs. K.C. (10/29)... Eclipsed his previous career high after catching his seventh touchdown pass of the season vs. Buf. (11/13), finishing the game with eight receptions for 53 yards (6.6 avg.) with one score... Recorded a touchdown in five consecutive games after nabbing a game-winning pass from Wilson with 1:03 remaining in the win vs. Min. (11/19)... Sutton finished the game with a team-high 66 yards on four catches (16.5 avg.) with one score... Had a team-high 61 yards on three catches (20.3 avg.) in the win vs. Cle. (11/26)... Recorded his ninth receiving score of the season after totaling a team-high 77 yards on two catches (38.5 avg.), including a 45-yard score, at Hou. (12/3)... Became the first Broncos player since WR Demaryius Thomas and TE Julius Thomas in 2014 to total double-digit touchdown catches in a single season after catching three passes for 62 yards with one score at LAC (12/10)... His 46-yard touchdown grab was the second-longest receiving score of his career at the time... Had a team-high five catches for 71 yards (14.2 avg.) at Det. (12/16).

2022: Sutton started all 15 games played, finishing with 829 yards on 64 catches (13.0 avg.) with two receiving touchdowns... Notched his fifth career 100-yard game vs. Hou. (9/18), tallying 122 yards on 7 receptions (17.4 avg.)... Totaled 97 yards on eight receptions (12.1 avg.) vs. S.F. (9/25)... Had five catches for 52 yards (10.4 avg.), including a touchdown grab, at L.V. (10/2)... Notched a team-high 74 yards on 5 catches (14.8 avg.) vs. Ind. (10/6)... Totaled 66 yards on six catches (11.0 avg.) at Ten. (11/13)... Tallied a team-high 80 yards on five receptions (16.0 avg.) vs. L.V. (11/20)... Totaled a team-high 75 yards on six catches (12.5 avg.) at Car. (11/27)... Recorded five receptions for 64 yards (12.8 avg.) at LAR (12/25)... Made three catches for 33 yards (11.0 avg.), including a 20-yard touchdown catch, vs. LAC (1/8)... Recorded five catches for 50 yards (10.0 avg.) at LAC (12/19), marking his 10th game this season with at least 50 yards. That is tied for the sixth-most games in the NFL....

2021: Sutton appeared in 17 games (16 starts), totaling 58 receptions for 776 yards (13.4 avg.) with two touchdowns... Posted one reception for 14 yards in the season opener at NYG (9/12)... Tallied third career 100-yard receiving effort, set career highs in receptions (9) and yards (159), nabbed the second-longest reception of his career (55 yds.) and tallied the most receiving yards by a Bronco since 2016 at Jac. (9/19)... Posted his second 100-yard receiving effort of the season, collected his first touchdown of 2021 (11th of career), and led the team in receptions (7) and yards (120) for a 17.1 avg. with one score at Pit. (10/10)... Recorded a touchdown in his second consecutive game and posted eight catches for 94 yards (11.8 avg.) with one touchdown vs. L.V. (10/17).

2020: Sutton appeared in one game with the Broncos before being placed on injured reserve on Sept. 21 with a season-ending knee injury (ACL tear)... Broke the 3,000 career receiving yards mark in his 54th career game at L.V. (10/2), totaling five receptions for 52 yards and a score in the game.

2019: Sutton became just the third player in franchise history to record a 1,000-yard receiving season by his second year, finishing with 72 catches for 1,112 yards (15.4 avg.) with 10 touchdowns in 16 games (14 starts)... Named to his first career Pro Bowl... Ranked third in the AFC and 10th in the NFL in yards per catch (15.4 avg.), while ending the season tied for second in the league with 16 big-play receptions (25+ yds.)... Registered his first-career 100-yard game at Oak. (9/9), recording a career-high seven receptions for a career-high 120 yards... Tallied five receptions for 87 yards (17.4 avg.) at G.B. (9/22)... Totaled 62 receiving yards and two touchdowns on six receptions (10.3 avg.) vs. Jac. (9/29)... Registered four receptions for 92 yards (23.0 avg.), including a 70-yard touchdown catch at LAC (10/6)... Made four catches for 76 yards (19.0 avg.) vs. Ten. (10/13)... Collected 87 yards on six receptions (14.5 avg.) vs. K.C. (10/17)... Recorded three receptions for 72 yards (24.0 avg.) at Ind. (10/27)... Led the Broncos with five receptions (56 yds.) and had a 21-yard touchdown catch in the first quarter vs. Cle. (11/3)... Recorded 113 yards on five receptions (22.6 avg.) with 10 rushing yards on two attempts (5.0 avg.) and a completed pass for 38 yards at Min. (11/17)... Posted four receptions for 74 yards (18.5 avg.) and two touchdowns vs. LAC (12/1)... Recorded five receptions for 34 yards (6.8 avg.) at Hou. (12/8)... Collected 79 yards on four receptions (19.8 avg.) at K.C. (12/15) to pass 1,000 receiving yards on the season.

2018: Selected by Denver in the second round (40th overall) of the 2018 NFL Draft, Sutton played all 16 games (9 starts), recording 42 receptions for 704 yards (16.8 avg.) with four touchdowns... Totaled the fourth most receiving yards (704) by a rookie in Broncos history... Caught two passes for 45 yards (22.5 avg.) in his NFL debut vs. Sea. (9/9)... Scored his first career touchdown on an 8-yard reception at NYJ (10/7)... Caught a 28-yard touchdown pass from WR Emmanuel Sanders at Ari. (10/18)... Recorded four receptions for 85 yards and scored on a 30-yard touchdown reception at Cin. (12/2)... Passed Ricky Nattiel for the fourth-most receiving yards by a rookie in team history after catching a six passes for 65 yards (10.8 avg.) with one touchdown at Oak. (12/24).

COLLEGE: Started 37-of-39 games played at SMU catching 195 passes for 3,220 yards (16.5 avg.) with 31 touchdowns... Ended his collegiate career ranked second in school history in touchdowns (31), third in receiving yards (3,220) and sixth in receptions (195)... Started all 13 games played and was named to the Associated Press' All-American second team and to the All-AAC first team as a redshirt junior... Opened all 12 games played as a redshirt sophomore and became the first SMU receiver to garner first-team all-conference honors in five



UPDATED PLAYER BIOS



seasons... Led the team in receptions (76), receiving yards (1,246) and receiving touchdowns (10)... Started all 12 games as a redshirt freshman, finishing the season with 49 catches for 862 yards (17.6 avg.) with nine touchdowns... Completed two passes for 75 yards (37.5 avg.)... Set the SMU freshman record for receiving yards with 862... Appeared in two games in 2014 and made two catches for 27 yards (13.5 avg.) before being granted a medical redshirt.

PERSONAL: Sutton attended Brenham (Texas) High School, where he was named all-district as a tight end and safety during his senior season... Helped his team to a 14-2 record and an appearance in the 4A State Championship Game... Averaged 15.2 points per game in basketball as a senior... Courtland Sutton was born on Oct. 10, 1995, in Brenham, Texas.

MOST REC. YARDS THROUGH FIRST TWO SEASONS, TEAM HISTORY

Player	Years	Rec.	Yds.	TDs
Courtland Sutton	2018-19	114	1,816	10
Brandon Marshall	2006-07	122	1,634	9
Eddie Royal	2008-09	128	1,325	5
Ricky Nattiel	1987-88	77	1,204	3
Mark Jackson	1986-87	64	1,174	3

MOST REC. TOUCHDOWNS THROUGH FIRST TWO SEASONS, TEAM HISTORY

Player	Years	Rec.	Yds.	TDs
Courtland Sutton	2018-19	114	1,816	10
Brandon Marshall	2006-07	122	1,634	9
Eric Decker	2010-11	50	718	9
Tony Scheffler	2006-07	67	835	9
Riley Odoms	1972-73	64	949	9

FEWEST GAMES TO 5,000 CAREER REC. YDS., BRONCOS HISTORY

Player	Games
Demaryius Thomas	67
Rod Smith	84
Courtland Sutton	93
Steve Watson	102
Vance Johnson	107

Transactions

Signed by Denver as a draft choice 5/10/18.

Courtland Sutton's NFL Regular Season Rushing/Receiving Statistics

DATE	TEAM	RECEIVING							RUSHING				
		GP	GS	NO.	YDS.	AVG.	LG	TD	NO.	YDS.	AVG.	LG	TD
2018	DEN	16	9	42	704	16.8	42	4	1	-1	-1.0	-1	0
2019	DEN	16	14	72	1,112	15.4	70t	6	3	17	5.7	9	0
2020	DEN	1	1	3	66	22.0	45	0	0	0	0.0	0	0
2021	DEN	17	16	58	776	13.4	55	2	0	0	0.0	0	0
2022	DEN	15	15	64	829	13.0	51	2	1	5	5.0	5	0
2023	DEN	16	14	59	772	13.1	46t	10	0	0	0.0	0	0
2024	DEN	17	13	81	1,081	13.3	47	8	0	0	0.0	0	0
2025	DEN	2	2	7	67	9.6	22t	1	0	0	0.0	0	0
NFL TOTALS		100	84	386	5,407	14.0	70T	33	5	21	4.2	9	0



UPDATED PLAYER BIOS



Courtland Sutton's NFL Postseason Rushing/Receiving Statistics

DATE	TEAM	GP	GS	RECEIVING					RUSHING				
				NO.	YDS.	AVG.	LG	TD	NO.	YDS.	AVG.	LG	TD
2024	DEN	1	1	5	75	15.0	21	0	0	0	0.0	0	0
NFL TOTALS		1	1	5	75	15.0	21	0	0	0	0.0	0	0

SINGLE-GAME HIGHS: RUSHING/RECEIVING

Rush Attempts	2 at Minnesota Vikings, Nov 17, 2019	Receiving TDs	2 at Las Vegas Raiders, Nov 24, 2024 ...2 more at 2.
Rushing Yards	10 at Minnesota Vikings, Nov 17, 2019	All-Purpose Yards	159 at Jacksonville Jaguars, Sep 19, 2021
Longest Runs	9 at Minnesota Vikings, Nov 17, 2019	Special Teams Tackles	1 at Baltimore Ravens, Sep 23, 2018
Receptions	9 at Jacksonville Jaguars, Sep 19, 2021	Most TDs	2 at Las Vegas Raiders, Nov 24, 2024 ...2 more at 2.
Receiving Yards	159 at Jacksonville Jaguars, Sep 19, 2021	Miscellaneous Tackles	1 at Kansas City Chiefs, Jan 01, 2023 ...6 more at 1.
Receiving Average	26.0 at Los Angeles Chargers, Nov 18, 2018 ...1 more at 26.0.	Longest Own Fumble Return	2 vs. Oakland Raiders, Dec 29, 2019
Longest Receptions	70t at Los Angeles Chargers, Oct 06, 2019		

SINGLE-GAME HIGHS - POSTSEASON: RECEIVING

Receptions	5 at Buffalo Bills, Jan 12, 2025	Longest Receptions	21 at Buffalo Bills, Jan 12, 2025
Receiving Yards	75 at Buffalo Bills, Jan 12, 2025	All-Purpose Yards	75 at Buffalo Bills, Jan 12, 2025
Receiving Average	15.0 at Buffalo Bills, Jan 12, 2025		


100-YARD RECEIVING GAMES (8): REGULAR SEASON

DATE	TEAM	NO.	YDS.	AVG.	LG	TD
09/09/19	at LV	7	120	17.1	30	0
11/17/19	at MIN	5	113	22.6	48	0
09/19/21	at JAX	9	159	17.7	55	0
10/10/21	at PIT	7	120	17.1	39t	1
09/18/22	HOU	7	122	17.4	35	0
10/27/24	CAR	8	100	12.5	37	0
11/03/24	at BAL	7	122	17.4	33	0
12/02/24	CLE	6	102	17.0	32	0

2025 GAME-BY-GAME REGULAR-SEASON STATISTICS (DEN)

DATE	OPPONENT	P/S	RECEIVING					RUSHING					W/L	SCORE	
			NO.	YDS.	AVG.	LG	TD	NO.	YDS.	AVG.	LG	TD			
09/07	TEN	S	6	61	10.2	22t	1	0	0	0.0	0	0	0	W	20-12
09/14	at IND	S	1	6	6.0	6	0	0	0	0.0	0	0	0	L	28-29
2025 TOTALS		2-2	7	67	9.6	22T	1	0	0	0.0	0	0	0	1-1	





92 OLB



**DONDREA
TILLMAN**

HEIGHT/WEIGHT: 6-4 / 247

COLLEGE: Indiana, Pa.

BIRTHDAY: Apr. 30, 1998

BORN: Serling, Va.

NFL EXPERIENCE: 2nd YR

BRONCOS EXPERIENCE: 2nd YR

GP/GS: 14/0

ACQUIRED: FA-'24

AT A GLANCE

- A second-year outside linebacker who has appeared in 14 regular-season games for the Broncos (2024-25), tallying 26 tackles (13 solo), five sacks (40 yds.) and one special-teams tackle.
- Appeared in one postseason game with Denver (2024), totaling seven tackles (3 solo).
- Played three seasons with the Birmingham Stallions of the United States Football League and United Football League and totaled 92 tackles (51 solo) and 8.5 sacks (55 yds.) during his three years (2022-24) with the Stallions.
- Signed by Denver as a free agent on June 20, 2024.

2024: Tillman appeared in 12 games for Denver, totaling 22 tackles (12 solo) and five sacks (40 yds.)... Made his NFL debut and recorded three tackles including two sacks (18 yds.) at T.B. (9/22)... Became the first Bronco since at least 1970 and the first NFL player since Lions LB James Houston (2022) to have at least 2.0 sacks in his NFL debut... Registered three tackles (1 solo) vs. Atl. (11/17)... Tallied three tackles (2 solo) and one sack of Colts QB Anthony Richardson (6 yds.) vs. Ind. (12/15)... Recorded one quarterback takedown for the second consecutive game, sacking Chargers QB Justin Herbert (10 yds.) at LAC (12/19)... Took down Bengals QB Joe Burrow (6 yds.), marking his third consecutive game with one quarterback takedown, at Cin. (12/28)... Became the first Broncos rookie since OLB Von Miller (4 games in 2011) to record at least three consecutive games with a sack, and the first undrafted rookie in franchise history to do so... Tied with OLB Jonah Elliss for the third-most sacks by an NFL rookie this season... In his first career postseason game, recorded seven tackles (3 solo) at Buf. (1/12) in the AFC Wild Card Playoff.

USFL/UFL: Tillman played three seasons with the Birmingham Stallions of the United States Football League and United Football League... Totaled 92 tackles (51 solo) and 8.5 sacks (55 yds.) during his three years (2022-24) with the Stallions.

COLLEGE: Tillman was a three-time All-PSAC West selection at Indiana University of Pennsylvania, where he appeared in 48 games (32 starts) during his four-year career with the Crimson Hawks (2016-19)... Over that span, he recorded 174 tackles (84 solo), 30 sacks (187 yds.), two interceptions (70 yds., 2 TDs), 10 passes defensed, seven forced fumbles and three fumble recoveries... Earned first-team All-PSAC West in 2019 after starting all 12 games and totaling 41 tackles (19 solo), 7.5 sacks (57 yds.), one interception (51 yds., 1 TD), three passes defensed, four forced fumbles and one fumble recovery... In 2018, was named first-team All-PSAC West after starting 11 games and recording career highs of 62 tackles (31 solo) and 12.5 sacks (84 yds.) along with two passes defensed and two forced fumbles... Started 9-of-14 games played in 2017 and earned second-team All-PSAC West honors after producing 51 tackles (28 solo), 8.5 sacks (45 yds.), one interception (19 yds., 1 TD), a career-high five passes defensed, one forced fumble and two fumble recoveries.

PERSONAL: Tillman prepped at Potomac Falls High School (Sterling, Va.), where he was a first team All-Virginia selection and was named 2025 Conference 14 Defensive Player of the Year... Also played basketball... Dondrea Tillman was born on April 30, 1998, in Sterling, Va.

Transactions

Signed by Denver on 6/20/24; Waived by Denver 8/27/24; Signed by Denver (practice squad) 8/28/24; Signed by Denver (active roster) 9/18/24.

Dondrea Tillman's NFL Regular Season Defensive Statistics

DATE	TEAM	GP	GS	TACKLES								INTERCEPTIONS					O. FUMB				ST				MISC			
				TK	S	A	TFL	YDS	SK	YDS	QBH	NO	YDS	LG	TD	PD	FF	FR	TD	YDS	TK	S	A	FF	FR	S	A	
2024	DEN	12	0	22	12	10	5	40	5.0	40.0	7	0	0	0	0	0	0	0	0	0	1	1	0	0	0	0	0	
2025	DEN	2	0	4	1	3	0	0	0.0	0.0	0	0	0	0	0	0	0	0	0	0	0	0	0	0	0	0		
NFL TOTALS		14	0	26	13	13	5	40	5.0	40.0	7	0	0	0	0	0	0	0	0	0	1	1	0	0	0	0	0	





82 TE



ADAM
TRAUTMAN

HEIGHT/WEIGHT: 6-5 / 253

COLLEGE: Dayton

BIRTHDAY: Feb. 5, 1997

BORN: Williamsburg, Mich.

NFL EXPERIENCE: 6th YR

BRONCOS EXPERIENCE: 3rd YR

GP/GS: 79/56

ACQUIRED: T (N.O.)-'23

AT A GLANCE

- A sixth-year tight end who has appeared in 79 regular-season games (56 starts) and two postseason games with New Orleans from 2020-22 and Denver from 2023-25, totaling 1,048 yards on 99 receptions (10.6 avg.) with nine touchdowns.
- In 2024, started 14-of-17 games in the regular season, totaling 13 catches for 188 yards (14.5 avg.) with two scores.
- Played in all 17 games (12 starts) in 2023 with the Broncos, totaling 22 catches for 204 yards (9.3 avg.) with a career-high three touchdowns.
- Appeared in 15 games for the Saints (12 starts) in 2022, totaling 207 yards and one touchdown on 18 receptions (11.5 avg.).
- Started 10-of-13 games played in 2021, totaling career highs in receptions (27), receiving yards (263) while totaling two receiving touchdowns.
- Played in 15 games (6 starts) during his rookie year in 2020, totaling 15 catches for 171 yards (11.4 avg.) with one touchdown and one special-teams tackle.
- Enrolled at Dayton as a quarterback, but soon switched to tight end, where he totaled 178 receptions for 2,295 yards (12.9 avg.) with 31 touchdowns in 44 games (40 starts).
- Was named a team captain and first-team All-PFL, PFL Offensive Player of the Year and first-team All-American as a senior after leading the Flyers with 916 receiving yards on 70 catches (13.1 avg.) with a career-high 14 scores.
- His 70 receptions in a season broke an all-time school record and his 916 yards ranked second among tight ends in a single season at Dayton.
- Attended Elk Rapids (Mich.) High School, where he was named team captain twice, first-team All-Conference twice, All-County twice, All-Region once and Conference Player of the Year once.
- Selected by the Saints in the third round (105th overall) of the 2020 NFL Draft.
- Traded to Denver along with a seventh-round 2023 NFL Draft choice from New Orleans in exchange for a sixth-round 2023 NFL Draft pick on April 29, 2023.

2025: Trautman recorded three receptions for 10 yards (3.3 avg.) with one touchdown at Ind. (9/14)... His touchdown against the Colts marked his 10th career receiving score.

2024: Trautman appeared in 17 regular-season games (14 starts) totaling 13 catches for 188 yards (14.5 avg.) with two scores in the regular season... Set a career high with 85 receiving yards on four catches (21.3 avg.) with one touchdown in the win vs. Car. (10/27)... Caught one pass for 34 yards at K.C. (11/10) to surpass 1,000 career receiving yards... Produced his second touchdown of the season on a 13-yard pass from QB Bo Nix vs. Ind. (12/15)... In his first postseason game as a Bronco, totaled one catch for two yards in the AFC Wild Card Round at Buf. (1/12).

2023: Trautman played in all 17 games (12 starts) with the Broncos, totaling 22 catches for 204 yards (9.3 avg.) with a career-high three touchdowns... Made his Broncos debut in the season opener vs. L.V. (9/10), catching a team-high five passes for 34 yards (6.8 avg.)... Produced his first touchdown as a Bronco after catching four passes for 26 yards (6.5 avg.) and bringing in a three-yard touchdown pass from QB Russell Wilson vs. NYJ (10/8)... Caught two passes for 33 yards in the win vs. Min. (11/19)... Caught his second touchdown pass of the season from Wilson during the win vs. Cle. (11/26)... Recorded a new career high for touchdown catches (3) in a single season after totaling two catches for 19 yards (9.5 avg.) with one score at LAC (12/10).

2022: Trautman appeared in 15 games for the Saints (12 starts), totaling 207 yards and one touchdown on 18 receptions (11.5 avg.)... Also appeared in 76 special-teams snaps, recovering one fumble... Made three catches for 37 yards (12.3 avg.) vs. Min. (10/2)... Posted his first receiving score of the season along with 32 yards on two receptions (16.0 avg.) vs. Sea. (10/9)... Recovered a special-teams fumble vs. Cin. (10/16)... Made three catches for 12 yards (4.0 avg.) vs. LAR (11/20)... Caught two passes for 28 yards (14.0 avg.) at T.B. (12/5).

2021: Trautman started 10-of-13 games played for New Orleans, totaling career highs in receptions (27), receiving yards (263) while also recording two receiving touchdowns... Produced three receptions for 18 yards (6.0 avg.) vs. G.B. (9/12)... Made two catches for 43 yards (21.5 avg.), including a season-high 32-yard catch, at Was. (10/10)... Recorded 36 yards on three catches (12.0 avg.) at Sea. (10/25)... Registered 47 yards on four receptions (11.8 avg.) vs. Atl. (11/7)... Nabbed a career-high five receptions for 32 yards (6.4 avg.) at Ten.



UPDATED PLAYER BIOS



(11/14)... Tied his career high of five catches and also set a career high with 58 receiving yards along with his first touchdown of the season at Phi. (11/21)... Caught an 18-yard pass for a touchdown in the final week of the season at Atl. (1/9).

2020: Trautman played in 15 games (6 starts) after being drafted in the third round (105th overall) of the 2020 NFL Draft by the Saints... Totaled 15 catches for 171 yards (11.4 avg.) with one touchdown and one special-teams tackle on 154 special-teams snaps... Made his NFL debut vs. T.B. (9/13)... Caught his first career pass for 17 yards at L.V. (9/21)... Started his first career game at Det. (10/4)... Caught three passes for 39 yards (13.0 avg.), including his first career NFL touchdown, and made his first special-teams tackle at T.B. (11/8)... Made two catches for 45 yards (22.5 avg.) vs. Min. (12/25)... Appeared in his first postseason game vs. Chi. (1/10), catching one pass for four yards (4.0 avg.)... Also played in the Saints' NFC Divisional Game vs. T.B. (1/17).

COLLEGE: Trautman first enrolled at Dayton as a quarterback, but switched to tight end in 2016 and developed into one of the top offensive players in NCAA FCS... Appeared in 44 games, totaling 178 receptions for 2,295 yards (12.9 avg.) with 31 touchdowns... Was named a team captain and first-team All-PFL, PFL Offensive Player of the Year and first-team All-American as a senior after leading the team with 916 yards on 70 catches (13.1 avg.) with a career-high 14 scores... His 70 receptions in a season broke an all-time school record and his 916 yards ranked second among tight ends in a single season... Was named second-team All-PFL after starting all 11 games played, totaling 604 yards and nine touchdowns on 41 catches (14.7 avg.) as a junior in 2018... Led the team with 537 total yards in 11 games along with five receiving scores and was named second-team All-PFL during his sophomore year.

PERSONAL: Trautman attended Elk Rapids (Mich.) High School, where he was named team captain twice, first-team All-Conference twice, All-County twice, All-Region once and Conference Player of the Year... Holds single-season and career records for passing yards as well as single-season all-purpose yards and touchdown records... Also competed on the basketball team, where he served as team captain and was first-team All-Conference and All-County... Adam Trautman was born on Feb. 5, 1997, in Williamsburg, Mich.

Transactions

Signed by New Orleans as a draft choice 7/27/20; Traded to Denver 4/29/23; Re-signed by Denver 3/13/24.

Adam Trautman's NFL Regular Season Rushing/Receiving Statistics

DATE	TEAM	GP	GS	RECEIVING					RUSHING				
				NO.	YDS.	AVG.	LG	TD	NO.	YDS.	AVG.	LG	TD
2020	NO	15	6	15	171	11.4	41	1	0	0	0.0	0	0
2021	NO	13	10	27	263	9.7	32	2	0	0	0.0	0	0
2022	NO	15	12	18	207	11.5	22t	1	0	0	0.0	0	0
2023	DEN	17	12	22	204	9.3	24	3	0	0	0.0	0	0
2024	DEN	17	14	13	188	14.5	37	2	0	0	0.0	0	0
2025	DEN	2	2	4	15	3.8	7	1	0	0	0.0	0	0
NFL TOTALS		79	56	99	1,048	10.6	41	10	0	0	0.0	0	0

Adam Trautman's NFL Postseason Rushing/Receiving Statistics

DATE	TEAM	GP	GS	RECEIVING					RUSHING				
				NO.	YDS.	AVG.	LG	TD	NO.	YDS.	AVG.	LG	TD
2020	NO	2	0	1	4	4.0	4	0	0	0	0.0	0	0
2024	DEN	1	1	1	2	2.0	2	0	0	0	0.0	0	0
NFL TOTALS		3	1	2	6	3.0	4	0	0	0	0.0	0	0

SINGLE-GAME HIGHS: RUSHING/RECEIVING

Receptions	5 vs. Las Vegas Raiders, Sep 10, 2023 ...2 more at 5.	All-Purpose Yards	85 vs. Carolina Panthers, Oct 27, 2024
Receiving Yards	85 vs. Carolina Panthers, Oct 27, 2024	Special Teams Tackles	1 at Tampa Bay Buccaneers, Nov 08, 2020
Receiving Average	21.3 vs. Carolina Panthers, Oct 27, 2024	Most TDs	1 at Indianapolis Colts, Sep 14, 2025 ...9 more at 1.
Longest Receptions	41 vs. Minnesota Vikings, Dec 25, 2020	Miscellaneous Tackles	1 at Philadelphia Eagles, Nov 21, 2021
Receiving TDs	1 at Indianapolis Colts, Sep 14, 2025 ...9 more at 1.	Longest Own Fumble Return	2 at Seattle Seahawks, Sep 08, 2024

SINGLE-GAME HIGHS - POSTSEASON: RECEIVING

Receptions	1 vs. Chicago Bears, Jan 10, 2021	Longest Receptions	4 vs. Chicago Bears, Jan 10, 2021
Receiving Yards	4 vs. Chicago Bears, Jan 10, 2021	All-Purpose Yards	4 vs. Chicago Bears, Jan 10, 2021



UPDATED PLAYER BIOS



2024 GAME-BY-GAME REGULAR-SEASON STATISTICS (DEN)

DATE	OPPONENT	P/S	RECEIVING					RUSHING					W/L	SCORE
			NO.	YDS.	AVG.	LG	TD	NO.	YDS.	AVG.	LG	TD		
09/08	at SEA	S	0	0	0.0	0	0	0	0	0.0	0	0	L	20-26
09/15	PIT	S	0	0	0.0	0	0	0	0	0.0	0	0	L	6-13
09/22	at TB	S	1	13	13.0	13	0	0	0	0.0	0	0	W	26-7
09/29	at NYJ	S	0	0	0.0	0	0	0	0	0.0	0	0	W	10-9
10/06	LV	S	1	19	19.0	19	0	0	0	0.0	0	0	W	34-18
10/13	LAC	S	0	0	0.0	0	0	0	0	0.0	0	0	L	16-23
10/17	at NO	P	0	0	0.0	0	0	0	0	0.0	0	0	W	33-10
10/27	CAR	S	4	85	21.3	37	1	0	0	0.0	0	0	W	28-14
11/03	at BAL	S	1	4	4.0	4	0	0	0	0.0	0	0	L	10-41
11/10	at KC	S	1	34	34.0	34	0	0	0	0.0	0	0	L	14-16
11/17	ATL	S	0	0	0.0	0	0	0	0	0.0	0	0	W	38-6
11/24	at LV	P	1	3	3.0	3	0	0	0	0.0	0	0	W	29-19
12/02	CLE	S	0	0	0.0	0	0	0	0	0.0	0	0	W	41-32
12/15	IND	P	2	20	10.0	13t	1	0	0	0.0	0	0	W	31-13
12/19	at LAC	S	1	5	5.0	5	0	0	0	0.0	0	0	L	27-34
12/28	at CIN	S	1	5	5.0	5	0	0	0	0.0	0	0	L	24-30+
01/05	KC	S	0	0	0.0	0	0	0	0	0.0	0	0	W	38-0
2024 TOTALS		17-14	13	188	14.5	37	2	0	0	0.0	0	0	10-7	

+ - Overtime

2025 GAME-BY-GAME REGULAR-SEASON STATISTICS (DEN)

DATE	OPPONENT	P/S	RECEIVING					RUSHING					W/L	SCORE
			NO.	YDS.	AVG.	LG	TD	NO.	YDS.	AVG.	LG	TD		
09/07	TEN	S	1	5	5.0	5	0	0	0	0.0	0	0	W	20-12
09/14	at IND	S	3	10	3.3	7	1	0	0	0.0	0	0	L	28-29
2025 TOTALS		2-2	4	15	3.8	7	1	0	0	0.0	0	0	1-1	

2024 GAME-BY-GAME POSTSEASON STATISTICS (DEN)

DATE	OPPONENT	P/S	RECEIVING					RUSHING					W/L	SCORE
			NO.	YDS.	AVG.	LG	TD	NO.	YDS.	AVG.	LG	TD		
01/12	at BUF	S	1	2	2.0	2	0	0	0	0.0	0	0	L	7-31
2024 TOTALS		1-1	1	2	2.0	2	0	0	0	0.0	0	0	0-1	





96 DL



EYIOMA
UWAZURIKE

HEIGHT/WEIGHT: 6-6 / 320

COLLEGE: Iowa State

BIRTHDAY: May 6, 1998

BORN: Detroit, Mich.

NFL EXPERIENCE: 3rd YR

BRONCOS EXPERIENCE: 3rd YR

GP/GS: 14/0

ACQUIRED: D4b-'22

AT A GLANCE

- *A third-year defensive lineman who has appeared in 14 games with the Broncos (2022, '24-25), tallying 33 tackles (15 solo), 0.5 sacks (1.5 yds.), three quarterback hits, one pass defended and one blocked field goal attempt.*
- *Recorded 144 tackles (70 solo), 15 sacks (104 yds.), three passes defended, two fumble recoveries and two blocked kicks during his five collegiate seasons (2017-21) at Iowa State University.*
- *Earned first-team All-Big 12 (2021), second-team Academic All-Big 12 (2021) and honorable mention All-Big 12 (2019-20) accolades during his collegiate career.*
- *Started all 13 games played in 2021, posting 42 tackles (16 solo), nine sacks (74 yds.), one pass defended and one blocked kick.*
- *Tallied 27 tackles (16 solo), three sacks (18 yds.), one pass defended and one blocked kick while starting all 12 games played in 2020.*
- *Opened all 13 games played in 2019, recording 32 tackles (19 solo), 1.5 sacks (8 yds.), one pass defended and two fumble recoveries (1 TD).*
- *Started 8-of-9 games played in 2018, collecting 27 tackles (12 solo) and one sack (1 yd.).*
- *Appeared in 13 games during his redshirt freshman season in 2017, totaling 16 tackles (7 solo) and one half sack (3 yds.).*
- *Prepped at Southfield-Lathrup High School in Lathrup Village, Mich., where he was a two-time team defensive MVP, a Detroit Free Press first-team All-North honoree and an Oakland Athletic Association All-Association selection during his tenure.*
- *Selected by the Broncos in the fourth round (116th overall) of the 2022 NFL Draft.*

2024: Uwazurike appeared in four games for Denver, recording 11 tackles (3 solo) and 0.5 sacks (1.5 yds.)... Made his season debut and recorded four solo tackles vs. LAC (10/13)... Recorded his first-career quarterback takedown with a half sack for 1.5 yds. (split with DT D.J. Jones) at L.V. (11/24).

2023: Uwazurike spent the entire season on the reserve/suspended list.

2022: Uwazurike appeared in eight games after being selected by the Broncos in the fourth round (116th overall) of the 2022 NFL Draft, tallying 17 tackles (11 solo), one pass defended and a blocked field goal attempt... Made his first NFL tackles after posting 3 assisted tackles at L.V. (10/2)... Tallied a career-high five tackles (4 solo) at Car. (11/27)... Recorded his first pass defended along with two tackles (1 solo) vs. Ari. (12/18)... Blocked a field goal attempt by Chiefs K Harrison Butker at the end of the first half at K.C. (1/1)... Made four tackles (3 solo) vs. LAC (1/8).

COLLEGE: Uwazurike recorded 144 tackles (70 solo), 15 sacks (104 yds.), three passes defended, two fumble recoveries and two blocked kicks during his five collegiate seasons (2017-21) at Iowa State University... Started all 13 games played during his final collegiate season at Iowa State University, earning first-team All-Big 12 accolades after posting 42 tackles (16 solo), nine sacks (74 yds.), one pass defended and one blocked kick... Ranked fourth in the Big 12 and 30th nationally in sacks (9)... Was an honorable mention All-Big 12 selection for the second consecutive season after starting all 12 games played in 2020, totaling 27 tackles (16 solo), three sacks (18 yds.), one pass defended and one blocked kick... Started all 13 games played in 2019, nabbing 32 tackles (19 solo), 1.5 sacks (8 yds.), one pass defended and two fumble recoveries... Named honorable mention All-Big 12 following the season... Led the team and ranked fifth in the Big 12 in fumble recoveries (2).

PERSONAL: Uwazurike attended Southfield-Lathrup High School in Lathrup Village, Mich., where he was named a Detroit Free Press first-team All-North honoree and an Oakland Athletic Association All-Association selection in 2015... Was a two-time team defensive MVP... Tallied 50 tackles, 12 TFL and six sacks as a senior... Majored in communication studies at Iowa State... Eyoma Uwazurike (pronounced: EN-yo-MAH OO-waz-zur-EE-kay) was born on May 6, 1998, in Detroit.

Transactions

Signed by Denver as a draft choice 6/23/22.



UPDATED PLAYER BIOS



Eyioma Uwazurike's NFL Regular Season Defensive Statistics

DATE	TEAM	GP	GS	TACKLES								INTERCEPTIONS					O. FUMB				ST				MISC				
				TK	S	A	TFL	YDS	SK	YDS	QBH	NO	YDS	LG	TD	PD	FF	FR	TD	YDS	TK	S	A	FF	FR	S	A		
2022	DEN	8	0	17	11	6	0	0	0.0	0.0	2	0	0	0	0	1	0	0	0	0	0	0	0	0	0	0	0	0	0
2023	DEN	0	0	0	0	0	0	0	0.0	0.0	0	0	0	0	0	0	0	0	0	0	0	0	0	0	0	0	0	0	
2024	DEN	4	0	11	3	8	0	0	0.5	1.5	1	0	0	0	0	0	0	0	0	0	0	0	0	0	0	0	0		
2025	DEN	2	0	5	1	4	0	0	0.0	0.0	0	0	0	0	0	0	0	0	0	0	0	0	0	0	0	0	0		
NFL TOTALS		14	0	33	15	18	0	0	0.5	1.5	3	0	0	0	0	1	0	0	0	0	0	0	0	0	0	0	0	0	

Eyioma Uwazurike's NFL Postseason Defensive Statistics

DATE	TEAM	GP	GS	TACKLES								INTERCEPTIONS					O. FUMB				ST				MISC		
				TK	S	A	TFL	YDS	SK	YDS	QBH	NO	YDS	LG	TD	PD	FF	FR	TD	YDS	TK	S	A	FF	FR	S	A
2024	DEN	0	0	0	0	0	0	0	0.0	0.0	0	0	0	0	0	0	0	0	0	0	0	0	0	0	0	0	0
NFL TOTALS		0	0	0	0	0	0	0	0.0	0.0	0	0	0	0	0	0	0	0	0	0	0	0	0	0	0	0	0

SINGLE-GAME HIGHS: DEFENSIVE

Total Tackles
Solo Tackles


5 at Carolina Panthers, Nov 27, 2022
4 at Carolina Panthers, Nov 27, 2022

Sacks 0.5 at Las Vegas Raiders, Nov 24, 2024

2025 GAME-BY-GAME REGULAR-SEASON STATISTICS (DEN)

DATE	OPPONENT	P/S	TACKLES								INTERCEPTIONS					O. FUMB				ST				MISC					
			TK	S	A	SK	YDS	TFL	YDS	QBH	NO	YDS	LG	TD	PD	FF	FR	TD	YDS	TK	S	A	FF	FR	S	A	W/L	SCORE	
09/07	TEN	P	3	0	3	0.0	0.0	0	0	0	0	0	0	0	0	0	0	0	0	0	0	0	0	0	0	0	0	W	20-12
09/14	at IND	P	2	1	1	0.0	0.0	0	0	0	0	0	0	0	0	0	0	0	0	0	0	0	0	0	0	0	L	28-29	
2025 TOTALS		2-0	5	1	4	0.0	0.0	0	0	0	0	0	0	0	0	0	0	0	0	0	0	0	0	0	0	0	1-1		





60 C



LUKE
WATTENBERG

HEIGHT/WEIGHT: 6-5 / 300

COLLEGE: Washington

BIRTHDAY: Sep. 10, 1997

BORN: Trabuco Canyon, Calif.

NFL EXPERIENCE: 4th YR

BRONCOS EXPERIENCE: 4th YR

GP/GS: 38/16

ACQUIRED: D5c-'22

AT A GLANCE

- A fourth-year center who appeared in 38 regular-season games (15 starts at C, 1 start at LG) and one postseason contest (1 start at C) with Denver (2022-25).
- In 2024, started at center in 13 games played in the regular season and one postseason contest, totaling 866 offensive snaps.
- Played in 16 games in 2023, playing in a total of 38 offensive snaps and 67 special-teams plays.
- Started 48-of-54 games played at the University of Washington from 2017-21.
- Named All-Pac-12 honorable mention in 2021 after starting all 12 games played at center.
- Earned All-Pac-12 honorable mention recognition after starting at center in all four games played in 2020.
- Opened all 13 games played at left guard in 2019, helping Washington post a Top-5 Pac-12 ranking in points per game (32.0).
- Started all 14 games played in 2018, opening each contest at left guard.
- Appeared in 11 games (5 starts) as a redshirt freshman in 2017, earning Academic All-Pac-12 second team honors.
- Prepped at JSerra Catholic High School in San Juan Capistrano, Calif., where he was named the Los Angeles Times All-Area first team, Orange County Register All-County first team and Trinity League Co-Lineman of the Year in 2015.
- Selected by the Broncos in the fifth round (171st overall) of the 2022 NFL Draft.

2024: Wattenberg started in 13 games played in the regular season and one postseason contest, totaling 866 offensive snaps... Made his first career start at center in Week 1 at Sea. (9/8)... Made his NFL postseason debut at Buf. (1/12) in the AFC Wild Card Round.

2023: Wattenberg played in 16 games, playing in a total of 38 offensive snaps and 67 special-teams plays.

2022: Wattenberg appeared in seven games (1 start at LG) during his rookie season after being selected by the Broncos in the fifth round (171st overall) of the 2022 NFL Draft... Made his first career appearance at Sea. (9/12)... Made his first NFL start at LG vs. K.C. (12/11).

COLLEGE: Wattenberg started 48-of-54 games played at the University of Washington (2017-21)... Started all 12 games played at center in 2021, earning All-Pac-12 honorable mention accolades... Named All-Pac-12 honorable mention after starting at center in all four games played in 2020... In 2019, opened all 13 games played at left guard... Started all 14 games played at left guard in 2018.

PERSONAL: Wattenberg prepped at JSerra Catholic High School in San Juan Capistrano, Calif., where he was named to the Los Angeles Times All-Area first team and the Orange County Register All-County first team in 2015... Selected as Trinity League Co-Lineman of the Year in 2015... Majored in civil engineering at the University of Washington... Luke Wattenberg was born on Sept. 10, 1997, in Trabuco Canyon, Calif.

Transactions

Signed by Denver as a draft choice 5/11/22.

Luke Wattenberg's NFL Regular Season Statistics

DATE	TEAM	GP	GS
2022	DEN	7	1
2023	DEN	16	0
2024	DEN	13	13
2025	DEN	2	2
NFL TOTALS		38	16



UPDATED PLAYER BIOS



Luke Wattenberg's NFL Postseason Statistics

DATE	TEAM	GP	GS
2024	DEN	1	1
NFL TOTALS		1	1





**WEEK-BY-WEEK
TEAM & INDIVIDUAL
STATISTICS**

TEAM STATS



DENVER BRONCOS / REGULAR SEASON WEEK 2 / THROUGH SUNDAY, SEPTEMBER 14, 2025

WON 1, LOST 1				SEAN PAYTON (2 GAMES)	
09/07	W	20-12	Tennessee	73,747	
09/14	L	28-29	at Indianapolis	63,910	

2025 TEAM STATISTICS			DEN	OPP
FIRST DOWNS			43	33
Rushing			12	8
Passing			20	21
Penalty			11	4
Third Down-Made/Att		10/24	8/27	
Third Down Efficiency		41.7%	29.6%	
Fourth Down-Made/Att		0/2	0/3	
Fourth Down Efficiency		0.0%	0.0%	
TOTAL NET YARDS			641	606
Avg. Per Game			320.5	303.0
Total Plays			125	122
Avg. Per Play			5.1	5.0
NET YARDS RUSHING			269	238
Avg. Per Game			134.5	119.0
Total Rushes			54	53
Avg. Per Rush			5.0	4.5
NET YARDS PASSING			372	368
Avg. Per Game			186.0	184.0
Sacked/Yards Lost		1/10	7/60	
Gross Yards			382	428
Attempts/Completions		70/47	62/35	
Pct. of Completion		67.1%	56.5%	
Had Intercepted			3	0
PUNTS/AVERAGE			6/46.3	8/49.4
Net Punting Average			43.7	41.0
PUNT RETURN/AVG.			4/11.8	3/5.3
KICKOFF RETURN/AVG.			8/25.5	9/31.6
INTERCEPTION RETURN/AVG.			0/0.0	3/5.3
PENALTIES/YARDS			14/128	24/199
FUMBLES/BALL LOST			2/2	2/2
TOUCHDOWNS			6	2
Rushing			2	1
Passing			4	1
Returns			0	0
EXTRA POINTS/ATTEMPTS			6/6	2/2
TWO POINT CONVERSION/ATT.			0/0	0/0
FIELD GOALS/ATTEMPTS			2/3	9/9
AVG. TIME OF POSSESSION			29:55	30:05

* SCORE BY PERIODS	Q1	Q2	Q3	Q4	OT	PTS
TEAM	10	21	10	7	0	48
OPPONENTS	9	20	6	6	0	41

SCORING	TD	RU	PA	RT	K-PAT	FG	2PT	S	PTS
J. Dobbins	2	2	0	0	0/0	0/0	0	0	12
W. Lutz	0	0	0	0	6/6	2/3	0	0	12
T. Franklin	1	0	1	0	0/0	0/0	0	0	6
M. Mims Jr.	1	0	1	0	0/0	0/0	0	0	6
C. Sutton	1	0	1	0	0/0	0/0	0	0	6
A. Trautman	1	0	1	0	0/0	0/0	0	0	6
TEAM	6	2	4	0	6/6	2/3	0	0	48
OPPONENTS	2	1	1	0	2/2	9/9	0	0	41

SACKS: J. Strnad 2.0, Z. Allen 1.0, J. Elliss 1.0, J. McMillian 1.0, J. Cooper 1.0, N. Bonitto 1.0, TM 7.0, OPP 1.0 FUM/LOST: B. Nix 1/1, M. Mims Jr. 1/1, TM 2/2, OPP 2/2

* PASSING	ATT	CMP	YDS	CMP%	YDS/ATT	TD	TD%	INT	INT%	LONG	SACK	LOST	RATING
B. Nix	70	47	382	67.1	5.5	4	5.7	3	4.3	42	1	10	82.0
TEAM	70	47	382	67.1	5.5	4	5.7	3	4.3	42	1	10	82.0
OPPONENTS	62	35	428	56.5	6.9	1	1.6	0	0.0	44	7	60	83.3

* RUSHING	NO.	YDS	AVG	LONG	TD
J. Dobbins	30	139	4.6	23	2
R. Harvey	11	78	7.1	50	0
B. Nix	11	38	3.5	18	0
T. Franklin	1	11	11.0	11	0
T. Badie	1	3	3.0	3	0
TEAM	54	269	5.0	50	2
OPPONENTS	53	238	4.5	68	1

* RECEIVING	TAR	NO.	YDS	AVG	LONG	TD
T. Franklin	15	12	133	11.1	42	1
C. Sutton	13	7	67	9.6	22t	1
T. Badie	8	4	35	8.8	19	0
M. Mims Jr.	6	5	36	7.2	23t	1
E. Ingram	6	4	33	8.3	12	0
A. Trautman	4	4	15	3.8	7	1
J. Dobbins	4	3	14	4.7	9	0
P. Bryant	3	2	18	9.0	12	0
R. Harvey	3	2	15	7.5	16	0
T. Sherfield Sr.	2	2	6	3.0	3	0
L. Krull	2	1	6	6.0	6	0
A. Prentice	1	1	4	4.0	4	0
TEAM	67	47	382	8.1	42	4
OPPONENTS	58	35	428	12.2	44	1

* INTERCEPTIONS	NO.	YDS	AVG	LONG	TD
OPPONENTS	3	16	5.3	16	0

* FUMBLES	FUM	LST	FF	REC	TD
M. Mims Jr.	1	1	0	0	0
B. Nix	1	1	0	0	0
TEAM	2	2	0	0	0
OPPONENTS	2	2	0	0	0

* PUNTING	NO.	YDS	AVG	NET	TB	IN	LG	B
J. Crawshaw	6	278	46.3	43.7	0	6	53	0
TEAM	6	278	46.3	43.7	0	6	53	0
OPPONENTS	8	395	49.4	41.0	1	2	65	0

* PUNT RETURNS	RET	FC	YDS	AVG	LONG	TD
M. Mims Jr.	4	3	47	11.8	18	0
TEAM	4	3	47	11.8	18	0
OPPONENTS	3	3	16	5.3	12	0

* KICKOFF RETURNS	NO.	YDS	AVG	LONG	TD
M. Mims Jr.	5	134	26.8	31	0
R. Harvey	3	70	23.3	28	0
TEAM	8	204	25.5	31	0
OPPONENTS	9	284	31.6	71	0

* FIELD GOALS	1-19	20-29	30-39	40-49	50+
W. Lutz	0/0	0/0	2/2	0/1	0/0
TEAM	0/0	0/0	2/2	0/1	0/0
OPPONENTS	0/0	2/2	4/4	2/2	1/1

W. Lutz: (39G, 33G) (42RU)
 OPP: (50G, 33G, 42G, 35G) (29G, 33G, 36G, 28G, 45G)
 2-Pt Conv: TM 0-0, OPP 0-0



DEFENSIVE STATS



2025 REGULAR SEASON DENVER BRONCOS DEFENSIVE STATS (THROUGH WEEK 2)

POS.	PLAYER	TKL.	AST.	COMB	TFL	SACKS/SK. YDS.	PR	FR	FF	INT./YDS.	PD
S	T. Hufanga	12	9	21	0	0.0/0.0	0	0	1	0/0	0
ILB	A. Singleton	6	8	14	0	0.0/0.0	0	0	0	0/0	1
S	B. Jones	5	9	14	0	0.0/0.0	0	1	0	0/0	1
CB	R. Moss	9	3	12	0	0.0/0.0	0	0	0	0/0	3
CB	P. Surtain II	9	2	11	0	0.0/0.0	0	0	0	0/0	2
ILB	J. Strnad	5	5	10	2	2.0/13.0	3	0	0	0/0	0
OLB	N. Bonitto	5	1	6	2	1.0/12.0	4	0	0	0/0	0
OLB	J. Cooper	4	2	6	2	1.0/6.0	1	0	0	0/0	0
DL	Z. Allen	2	4	6	1	1.0/11.0	7	0	0	0/0	0
DL	E. Uwazurike	1	4	5	0	0.0/0.0	0	0	0	0/0	0
CB	J. McMillian	2	2	4	1	1.0/2.0	1	0	1	0/0	0
OLB	D. Tillman	1	3	4	0	0.0/0.0	0	0	0	0/0	0
OLB	J. Elliss	3	0	3	2	1.0/16.0	2	0	0	0/0	0
DT	D. Jones	2	0	2	0	0.0/0.0	1	0	0	0/0	0
DL	J. Jackson	1	1	2	0	0.0/0.0	0	0	0	0/0	0
DL	J. Franklin-Myers	0	1	1	0	0.0/0.0	0	0	0	0/0	0
CB	J. Barron	0	0	0	0	0.0/0.0	0	1	0	0/0	1
S	P. Locke	0	0	0	0	0.0/0.0	0	0	0	0/0	1
TOTALS		67	54	121	10	7.0/60.0	19	2	2	0/0	9

2025 REGULAR SEASON BRONCOS SPECIAL TEAMS STATS

POS.	PLAYER	TKL.	AST.	COMB.
S	Key, Devon	4	0	4
CB	Abrams-Draine, Kris	2	0	2
CB	Barron, Jahdae	1	0	1
OLB	Elliss, Jonah	1	0	1
S	Locke, P.J.	1	0	1
WR	Sherfield Sr., Trent	1	0	1
RB	Badie, Tyler	0	1	1
LS	Fraboni, Mitchell	0	1	1
S	Skinner, JL	0	1	1
LB	Wallow, Garret	0	1	1
TOTALS		10	4	14

DEFENSIVE SCORES

INT (0)
FR (0)
Safety (0)

SPECIAL TEAMS BIG PLAYS

FR (0)

REGULAR SEASON DEFENSIVE AND SPECIAL TEAMS STATISTICS ARE BASED ON PRESS BOX STATISTICS.



PARTICIPATION



2025 : REGULAR SEASON

PLAYERS	1	2	3	4	5	6	7	8	9	10	11	12	13	14	15	16	17	2025			
	TEN 9/7	AT IND 9/14	AT LAC 9/21	CIN 9/29	AT PHI 10/5	AT NYJ 10/12	NYG 10/19	DAL 10/26	AT HOU 11/2	LV 11/6	KC 11/16	AT WAS 11/30	AT LV 12/7	GB 12/14	JAX 12/21	AT KC 12/25	LAC 1/4	GP	GS	DNP	IN
Abrams-Draine, K.	P	P	-	-	-	-	-	-	-	-	-	-	-	-	-	-	-	2	0	0	0
Adkins, N.	N	N	-	-	-	-	-	-	-	-	-	-	-	-	-	-	-	0	0	0	2
Allen, Z.	DE	DE	-	-	-	-	-	-	-	-	-	-	-	-	-	-	-	2	2	0	0
Badie, T.	P	P	-	-	-	-	-	-	-	-	-	-	-	-	-	-	-	2	0	0	0
Bailey, L.	P	PS	-	-	-	-	-	-	-	-	-	-	-	-	-	-	-	1	0	0	0
Barron, J.	P	LCB	-	-	-	-	-	-	-	-	-	-	-	-	-	-	-	2	1	0	0
Bolles, G.	LT	LT	-	-	-	-	-	-	-	-	-	-	-	-	-	-	-	2	2	0	0
Bonitto, N.	WLB	WLB	-	-	-	-	-	-	-	-	-	-	-	-	-	-	-	2	2	0	0
Bryant, P.	P	P	-	-	-	-	-	-	-	-	-	-	-	-	-	-	-	2	0	0	0
Cooper, J.	SLB	SLB	-	-	-	-	-	-	-	-	-	-	-	-	-	-	-	2	2	0	0
Crawshaw, J.	P	P	-	-	-	-	-	-	-	-	-	-	-	-	-	-	-	2	0	0	0
Crum, F.	N	N	-	-	-	-	-	-	-	-	-	-	-	-	-	-	-	0	0	0	2
Dobbins, J.	RB	RB	-	-	-	-	-	-	-	-	-	-	-	-	-	-	-	2	2	0	0
Ehlinger, S.	N	N	-	-	-	-	-	-	-	-	-	-	-	-	-	-	-	0	0	0	2
Elliss, J.	P	P	-	-	-	-	-	-	-	-	-	-	-	-	-	-	-	2	0	0	0
Engram, E.	P	P	-	-	-	-	-	-	-	-	-	-	-	-	-	-	-	2	0	0	0
Forsyth, A.	P	P	-	-	-	-	-	-	-	-	-	-	-	-	-	-	-	2	0	0	0
Fraboni, M.	P	P	-	-	-	-	-	-	-	-	-	-	-	-	-	-	-	2	0	0	0
Franklin-Myers, J.	DE	DE	-	-	-	-	-	-	-	-	-	-	-	-	-	-	-	2	2	0	0
Franklin, T.	WR	P	-	-	-	-	-	-	-	-	-	-	-	-	-	-	-	2	1	0	0
Greenlaw, D.	N	N	-	-	-	-	-	-	-	-	-	-	-	-	-	-	-	0	0	0	2
Harvey, R.	P	P	-	-	-	-	-	-	-	-	-	-	-	-	-	-	-	2	0	0	0
Hufanga, T.	S	S	-	-	-	-	-	-	-	-	-	-	-	-	-	-	-	2	2	0	0
Jackson, J.	P	P	-	-	-	-	-	-	-	-	-	-	-	-	-	-	-	2	0	0	0
Jones, B.	S	S	-	-	-	-	-	-	-	-	-	-	-	-	-	-	-	2	2	0	0
Jones, D.	NT	NT	-	-	-	-	-	-	-	-	-	-	-	-	-	-	-	2	2	0	0
Jones, S.	N	N	-	-	-	-	-	-	-	-	-	-	-	-	-	-	-	0	0	0	2
Key, D.	P	P	-	-	-	-	-	-	-	-	-	-	-	-	-	-	-	2	0	0	0
Krull, L.	TE	TE	-	-	-	-	-	-	-	-	-	-	-	-	-	-	-	2	2	0	0
Locke, P.	P	P	-	-	-	-	-	-	-	-	-	-	-	-	-	-	-	2	0	0	0
Lutz, W.	P	P	-	-	-	-	-	-	-	-	-	-	-	-	-	-	-	2	0	0	0
McGliinchey, M.	RT	RT	-	-	-	-	-	-	-	-	-	-	-	-	-	-	-	2	2	0	0
McLaughlin, J.	N	N	-	-	-	-	-	-	-	-	-	-	-	-	-	-	-	0	0	0	2
McMillian, J.	P	P	-	-	-	-	-	-	-	-	-	-	-	-	-	-	-	2	0	0	0
Meinerz, Q.	RG	RG	-	-	-	-	-	-	-	-	-	-	-	-	-	-	-	2	2	0	0
Mims Jr., M.	P	P	-	-	-	-	-	-	-	-	-	-	-	-	-	-	-	2	0	0	0
Moss, R.	RCB	RCB	-	-	-	-	-	-	-	-	-	-	-	-	-	-	-	2	2	0	0
Nix, B.	QB	QB	-	-	-	-	-	-	-	-	-	-	-	-	-	-	-	2	2	0	0
Palczewski, A.	P	P	-	-	-	-	-	-	-	-	-	-	-	-	-	-	-	2	0	0	0
Pearl, M.	P	P	-	-	-	-	-	-	-	-	-	-	-	-	-	-	-	2	0	0	0
Powers, B.	LG	LG	-	-	-	-	-	-	-	-	-	-	-	-	-	-	-	2	2	0	0
Prentice, A.	P	FB	-	-	-	-	-	-	-	-	-	-	-	-	-	-	-	2	1	0	0
Reid, K.	P	P	-	-	-	-	-	-	-	-	-	-	-	-	-	-	-	2	0	0	0
Robinson, Q.	N	N	-	-	-	-	-	-	-	-	-	-	-	-	-	-	-	0	0	0	2
Sherfield Sr., T.	P	P	-	-	-	-	-	-	-	-	-	-	-	-	-	-	-	2	0	0	0
Singleton, A.	ILB	ILB	-	-	-	-	-	-	-	-	-	-	-	-	-	-	-	2	2	0	0
Skinner, J.	P	P	-	-	-	-	-	-	-	-	-	-	-	-	-	-	-	2	0	0	0
Stidham, J.	X	X	-	-	-	-	-	-	-	-	-	-	-	-	-	-	-	0	0	2	0
Strnad, J.	ILB	P	-	-	-	-	-	-	-	-	-	-	-	-	-	-	-	2	1	0	0
Surtain II, P.	LCB	LCB	-	-	-	-	-	-	-	-	-	-	-	-	-	-	-	2	2	0	0
Sutton, C.	WR	WR	-	-	-	-	-	-	-	-	-	-	-	-	-	-	-	2	2	0	0
Tillman, D.	P	P	-	-	-	-	-	-	-	-	-	-	-	-	-	-	-	2	0	0	0
Trautman, A.	TE	TE	-	-	-	-	-	-	-	-	-	-	-	-	-	-	-	2	2	0	0
Uwazurike, E.	P	P	-	-	-	-	-	-	-	-	-	-	-	-	-	-	-	2	0	0	0
Wallow, G.	PS	P	-	-	-	-	-	-	-	-	-	-	-	-	-	-	-	1	0	0	0
Wattenberg, L.	C	C	-	-	-	-	-	-	-	-	-	-	-	-	-	-	-	2	2	0	0



ROSTER/GAME-BY-GAME STARTERS



2025 REGULAR SEASON OFFENSE

DATE	OPPONENT	WR	LT	LG	C	RG	RT	TE	WR	RB	FB	QB
9/7	Tennessee	Franklin	Bolles	Powers	Wattenberg	Meinerz	McGlinchey	Trautman/ Krull	Sutton	Dobbins	--	Nix
9/14	at Indianapolis	--	Bolles	Powers	Wattenberg	Meinerz	McGlinchey	Trautman/ Krull	Sutton	Dobbins	Prentice	Nix
9/21		--	--	--	--	--	--	--	--	--	--	--
9/29		--	--	--	--	--	--	--	--	--	--	--
10/5		--	--	--	--	--	--	--	--	--	--	--
10/12		--	--	--	--	--	--	--	--	--	--	--
10/19		--	--	--	--	--	--	--	--	--	--	--
10/26		--	--	--	--	--	--	--	--	--	--	--
11/2		--	--	--	--	--	--	--	--	--	--	--
11/6		--	--	--	--	--	--	--	--	--	--	--
11/16		--	--	--	--	--	--	--	--	--	--	--
11/30		--	--	--	--	--	--	--	--	--	--	--
12/7		--	--	--	--	--	--	--	--	--	--	--
12/14		--	--	--	--	--	--	--	--	--	--	--
12/21		--	--	--	--	--	--	--	--	--	--	--
12/25		--	--	--	--	--	--	--	--	--	--	--
1/4		--	--	--	--	--	--	--	--	--	--	--

2025 REGULAR SEASON DEFENSE

DATE	OPPONENT	DE	NT	DE	SLB	WLB	ILB	ILB	LCB	RCB	NCB	S	S
9/7	Tennessee	Allen	Jones	Franklin-Myers	Cooper	Bonitto	Singleton	Strnad	Surtain II	Moss	--	Hufanga	Jones
9/14	at Indianapolis	Allen	Jones	Franklin-Myers	Cooper	Bonitto	Singleton	Strnad	--	--	Barron	Hufanga	Jones
9/21		--	--	--	--	--	--	--	--	--	--	--	--
9/29		--	--	--	--	--	--	--	--	--	--	--	--
10/5		--	--	--	--	--	--	--	--	--	--	--	--
10/12		--	--	--	--	--	--	--	--	--	--	--	--
10/19		--	--	--	--	--	--	--	--	--	--	--	--
10/26		--	--	--	--	--	--	--	--	--	--	--	--
11/2		--	--	--	--	--	--	--	--	--	--	--	--
11/6		--	--	--	--	--	--	--	--	--	--	--	--
11/16		--	--	--	--	--	--	--	--	--	--	--	--
11/30		--	--	--	--	--	--	--	--	--	--	--	--
12/7		--	--	--	--	--	--	--	--	--	--	--	--
12/14		--	--	--	--	--	--	--	--	--	--	--	--
12/21		--	--	--	--	--	--	--	--	--	--	--	--
12/25		--	--	--	--	--	--	--	--	--	--	--	--
1/4		--	--	--	--	--	--	--	--	--	--	--	--



PLAY COUNTS



Quarterbacks												
Name	Pos	G	GS	OffPI	OffPI/G	OffPI%	DefPI	DefPI/G	DefPI%	SpTmPI	SpTmPI/G	SpTmPI%
Bo Nix	QB	2	2	134	67.0	100.0	0	0.0	0.0	0	0.0	0.0

Running Backs												
Name	Pos	G	GS	OffPI	OffPI/G	OffPI%	DefPI	DefPI/G	DefPI%	SpTmPI	SpTmPI/G	SpTmPI%
J.K. Dobbins	RB	2	2	66	33.0	49.3	0	0.0	0.0	0	0.0	0.0
RJ Harvey	RB	2	0	41	20.5	30.6	0	0.0	0.0	12	6.0	21.1
Tyler Badie	RB	2	0	27	13.5	20.1	0	0.0	0.0	22	11.0	38.6
Adam Prentice	FB	2	1	24	12.0	17.9	0	0.0	0.0	18	9.0	31.6

Wide Receivers/Tight Ends												
Name	Pos	G	GS	OffPI	OffPI/G	OffPI%	DefPI	DefPI/G	DefPI%	SpTmPI	SpTmPI/G	SpTmPI%
Courtland Sutton	WR	2	2	117	58.5	87.3	0	0.0	0.0	0	0.0	0.0
Troy Franklin	WR	2	1	93	46.5	69.4	0	0.0	0.0	0	0.0	0.0
Adam Trautman	TE	2	2	80	40.0	59.7	0	0.0	0.0	12	6.0	21.1
Marvin Mims Jr.	WR	2	0	61	30.5	45.5	0	0.0	0.0	20	10.0	35.1
Evan Engram	TE	2	0	51	25.5	38.1	0	0.0	0.0	0	0.0	0.0
Trent Sherfield Sr.	WR	2	0	48	24.0	35.8	0	0.0	0.0	28	14.0	49.1
Lucas Krull	TE	2	2	31	15.5	23.1	0	0.0	0.0	13	6.5	22.8
Pat Bryant	WR	2	0	18	9.0	13.4	0	0.0	0.0	0	0.0	0.0

Offensive Linemen												
Name	Pos	G	GS	OffPI	OffPI/G	OffPI%	DefPI	DefPI/G	DefPI%	SpTmPI	SpTmPI/G	SpTmPI%
Quinn Meinerz	G	2	2	134	67.0	100.0	0	0.0	0.0	9	4.5	15.8
Ben Powers	G	2	2	134	67.0	100.0	0	0.0	0.0	9	4.5	15.8
Mike McGlinchey	T	2	2	134	67.0	100.0	0	0.0	0.0	9	4.5	15.8
Garett Bolles	T	2	2	134	67.0	100.0	0	0.0	0.0	9	4.5	15.8
Luke Wattenberg	C	2	2	134	67.0	100.0	0	0.0	0.0	0	0.0	0.0
Alex Palczewski	T	2	0	13	6.5	9.7	0	0.0	0.0	9	4.5	15.8
Alex Forsyth	C	2	0	0	0.0	0.0	0	0.0	0.0	9	4.5	15.8
Matt Peart	T	2	0	0	0.0	0.0	0	0.0	0.0	9	4.5	15.8

Defensive Linemen												
Name	Pos	G	GS	OffPI	OffPI/G	OffPI%	DefPI	DefPI/G	DefPI%	SpTmPI	SpTmPI/G	SpTmPI%
Zach Allen	DE	2	2	0	0.0	0.0	102	51.0	79.7	12	6.0	21.1
John Franklin-Myers	DE	2	2	0	0.0	0.0	78	39.0	60.9	0	0.0	0.0
D.J. Jones	DT	2	2	0	0.0	0.0	67	33.5	52.3	12	6.0	21.1
Eyioma Uwazurike	DT	2	0	0	0.0	0.0	49	24.5	38.3	12	6.0	21.1
Jordan Jackson	DT	2	0	0	0.0	0.0	29	14.5	22.7	14	7.0	24.6

Linebackers												
Name	Pos	G	GS	OffPI	OffPI/G	OffPI%	DefPI	DefPI/G	DefPI%	SpTmPI	SpTmPI/G	SpTmPI%
Alex Singleton	LB	2	2	0	0.0	0.0	128	64.0	100.0	0	0.0	0.0
Justin Strnad	LB	2	1	0	0.0	0.0	95	47.5	74.2	6	3.0	10.5
Jonathon Cooper	LB	2	2	0	0.0	0.0	84	42.0	65.6	2	1.0	3.5
Nik Bonitto	LB	2	2	0	0.0	0.0	78	39.0	60.9	19	9.5	33.3
Jonah Ellis	LB	2	0	0	0.0	0.0	51	25.5	39.8	48	24.0	84.2
Dondrea Tillman	LB	2	0	0	0.0	0.0	43	21.5	33.6	32	16.0	56.1
Karene Reid	LB	2	0	0	0.0	0.0	0	0.0	0.0	30	15.0	52.6
Garret Wallow	LB	1	0	0	0.0	0.0	0	0.0	0.0	15	15.0	53.6
Levelle Bailey	LB	1	0	0	0.0	0.0	0	0.0	0.0	10	10.0	34.5

Defensive Backs												
Name	Pos	G	GS	OffPI	OffPI/G	OffPI%	DefPI	DefPI/G	DefPI%	SpTmPI	SpTmPI/G	SpTmPI%
Riley Moss	CB	2	2	0	0.0	0.0	128	64.0	100.0	12	6.0	21.1
Pat Surtain II	CB	2	2	0	0.0	0.0	127	63.5	99.2	2	1.0	3.5
Talanoa Hufanga	S	2	2	0	0.0	0.0	122	61.0	95.3	12	6.0	21.1
Brandon Jones	S	2	2	0	0.0	0.0	121	60.5	94.5	0	0.0	0.0
Ja'Quan McMillian	CB	2	0	0	0.0	0.0	65	32.5	50.8	0	0.0	0.0
Jahdae Barron	CB	2	1	0	0.0	0.0	37	18.5	28.9	18	9.0	31.6
P.J. Locke	S	2	0	0	0.0	0.0	3	1.5	2.3	23	11.5	40.4
Kris Abrams-Draine	CB	2	0	0	0.0	0.0	1	0.5	0.8	28	14.0	49.1
JL Skinner	S	2	0	0	0.0	0.0	0	0.0	0.0	46	23.0	80.7
Devon Key	CB	2	0	0	0.0	0.0	0	0.0	0.0	36	18.0	63.2

Special Teams												
Name	Pos	G	GS	OffPI	OffPI/G	OffPI%	DefPI	DefPI/G	DefPI%	SpTmPI	SpTmPI/G	SpTmPI%
Wil Lutz	K	2	0	0	0.0	0.0	0	0.0	0.0	19	9.5	33.3
Jeremy Crawshaw	P	2	0	0	0.0	0.0	0	0.0	0.0	15	7.5	26.3
Mitchell Fraboni	LS	2	0	0	0.0	0.0	0	0.0	0.0	15	7.5	26.3

-OffPI%, DefPI%, and SpTmPI% statistics are in relation to the number of team plays only in games played by that individual player.

-Note that some plays that are negated by penalty are counted in players' participation total. Fake punts/FGs are counted as special teams plays.



GAME-BY-GAME OFFENSE



2025 REGULAR SEASON BRONCOS GAME-BY-GAME OFFENSE

	09/07	09/14	09/21	09/29	10/05	10/12	10/19	10/26	11/02	11/06	11/16	11/30	12/07	12/14	12/21	12/25	01/04	Totals
	TEN	@ IND	@ LAC	CIN	@ PHI	@ NYJ	NYG	DAL	@ HOU	LV	KC	@ WAS	@ LV	GB	JAX	@ KC	LAC	
FIRST DOWNS																		
Total	20	23																43
Rushing	5	7																12
Passing	9	11																20
Penalty	6	5																11
THIRD DOWNS																		
Attempts	15	9																24
Converted	6	4																10
Percentage	40.0	44.4																41.7
FOURTH DOWNS																		
Attempts	2	0																2
Converted	0	0																0
Percentage	0.0	0																0.0
TOT. OFFENSE																		
Net Yards	317	324																641
Plays	71	54																125
Avg./Play	4.5	6.0																5.1
RUSHING																		
Net Yards	151	118																269
Rush. Att.	30	24																54
Avg./Att.	5.0	4.9																5.0
PASSING																		
Net Yards	166	206																372
Sacked	1.0	0.0																1.0
Yards Lost	10	0																10
Gross Yards	176	206																382
Attempts	40	30																70
Completions	25	22																47
Completion Pct	62.5	73.3																67.1
Intercepted	2	1																3
Avg. Gain Per Pass Play	4.0	6.9																5.2
KICKOFFS																		
Kickoff Returns	3	5																8
Kickoff Return Yards	82	122																204
Kickoff Return Avg.	27.3	24.4																25.5
PUNTING																		
Punts	3	3																6
Yards	144	134																278
Gross Avg.	48.0	44.7																46.3
Net Avg.	44.0	43.3																43.7
Punts Blocked	0	0																0
Touchbacks	0	0																0
Inside 20	3	3																6
Fair Catches	3	0																3
Punt Returns	4	0																4
Punt Return Avg.	11.8	0																11.8
Punt Return Yards	47	0																47
PENALTIES																		
Number	6	8																14
Yards	45	83																128
FUMBLES																		
Number	2	0																2
Lost	2	0																2
SCORING																		
Points	20	28																48
TD Rushing	1	1																2
TD Passing	1	3																4
TD Sp. Teams	0	0																0
TD Def. Returns	0	0																0
Total TDs	2	4																6
PAT Attempts	2	4																6
PAT Made	2	4																6
FG Attempts	2	1																3
FG Made	2	0																2
Safety	0	0																0
2-Pt Attempts	0	0																0
2-Pt Made	0	0																0
TOP	31:56	27:53																29:54



GAME-BY-GAME DEFENSE



2025 REGULAR SEASON BRONCOS GAME-BY-GAME DEFENSE

	09/07	09/14	09/21	09/29	10/05	10/12	10/19	10/26	11/02	11/06	11/16	11/30	12/07	12/14	12/21	12/25	01/04	Totals
	TEN	IND	LAC	CIN	PHI	NYJ	NYG	DAL	HOU	LV	KC	WAS	LV	GB	JAX	KC	LAC	
FIRST DOWNS																		
Total	7	26																33
Rushing	2	6																8
Passing	5	16																21
Penalty	0	4																4
THIRD DOWNS																		
Attempts	14	13																27
Converted	2	6																8
Percentage	14.3%	46.2%																29.6%
FOURTH DOWNS																		
Attempts	1	2																3
Converted	0	0																0
Percentage	0.0%	0.0%																0.0%
TOT. OFFENSE																		
Net Yards	133	473																606
Plays	55	67																122
Avg./Play	2.4	7.1																5.0
RUSHING																		
Net Yards	71	167																238
Rush. Att.	21	32																53
Avg./Att.	3.4	5.2																4.5
PASSING																		
Net Yards	62	306																368
Attempts	28	34																62
Completions	12	23																35
Intercepted	0	0																0
Gross Yards	112	316																428
Sacked	6.0	1.0																7.0
Yards Lost	50	10																60
ADVANCES																		
Rushes	21	32																53
Completions	12	23																35
Totals	33	55																88
Total Drives	14	10																24
PENALTIES																		
Number	13	11																24
Yards	131	68																199
FUMBLES																		
Number	2	0																2
Lost	2	0																2
PUNTING																		
Yards	395	0																395
Punts	8	0																8
Net Avg.	41.0	0.0																41.0
Gross Avg.	49.4	0.0																49.4
SCORING																		
Points	12	29																41
Q1	3	6																9
Q2	6	14																20
Q3	3	3																6
Q4	0	6																6
OT	0	0																0
TD Rushing	0	1																1
TD Passing	0	1																1
TD KO Returns	0	0																0
TD Punt Returns	0	0																0
TD Sp. Teams	0	0																0
TD Def. Returns	0	0																0
FG Attempts	4	5																9
FG Made	4	5																9
Safety	0	0																0
2-Pt Attempts	0	0																0
2-Pt Made	0	0																0
Time of Possession	28:04	32:07																30:05



TIME SPENT IN LEAD



GAME	W/L	LED		TIED		BEHIND	
		TIME	PCT	TIME	PCT	TIME	PCT
vs. Ten. (9/7)	W, 20-12	22:37:00	37.7%	24:21:00	40.6%	13:02:00	21.7%
at Ind. (9/14)	L, 28-29	49:54:00	83.2%	3:09:00	5.3%	6:57:00	11.6%
at LAC (9/21)							
vs. Cin. (9/29)							
at Phi. (10/5)							
at NYJ (10/12)							
vs. NYG (10/19)							
vs. Dal. (10/26)							
at Hou. (11/2)							
vs. L.V. (11/6)							
vs. K.C. (11/16)							
at Was. (11/30)							
at L.V. (12/7)							
vs. G.B. (12/14)							
vs. Jac. (12/21)							
at K.C. (12/25)							
vs. LAC (TBD)							
TOTAL		72:31:00	60.4%	27:30:00	22.9%	19:59:00	16.7%
AVERAGE		36:15:30		13:45:00		9:59:30	



SCORING DRIVES



BRONCOS 2025 REGULAR SEASON SCORING DRIVES

DATE	OPP.	DRIVE START	PLAYS	YDS.	Q TIME	SCORING PLAY	DEN	OPP
9/7	Tennessee	DEN 35	10	44	Qt.1 3:23	W. Lutz: 39 FG	3	3
		TEN 38	1	38	Qt.2 0:11	C. Sutton: 22 pass from B. Nix	10	6
		DEN 37	13	48	Qt.3 7:39	W. Lutz: 33 FG	13	12
		DEN 20	4	80	Qt.4 1:45	J. Dobbins: 19 run	20	12
9/14	at Indianapolis	DEN 36	6	64	Qt.1 3:27	M. Mims Jr.: 23 pass from B. Nix	7	3
		DEN 33	7	67	Qt.2 3:30	T. Franklin: 3 pass from B. Nix	14	13
		50 yard line	10	50	Qt.2 4:25	A. Trautman: 2 pass from B. Nix	21	13
		DEN 40	7	60	Qt.3 3:47	J. Dobbins: 5 run	28	20
9/21	--	--	--	--	--	--	--	
9/29	--	--	--	--	--	--	--	
10/5	--	--	--	--	--	--	--	
10/12	--	--	--	--	--	--	--	
10/19	--	--	--	--	--	--	--	
10/26	--	--	--	--	--	--	--	
11/2	--	--	--	--	--	--	--	
11/6	--	--	--	--	--	--	--	
11/16	--	--	--	--	--	--	--	
11/30	--	--	--	--	--	--	--	
12/7	--	--	--	--	--	--	--	
12/14	--	--	--	--	--	--	--	
12/21	--	--	--	--	--	--	--	
12/25	--	--	--	--	--	--	--	
1/4	--	--	--	--	--	--	--	
AVG			7.3	56.4	3:30			
TOTALS			58	451	28:07			

BRONCOS OPPONENTS 2025 REGULAR SEASON SCORING DRIVES

DATE	OPP.	DRIVE START	PLAYS	YDS.	Q TIME	SCORING PLAY	DEN	OPP
9/7	Tennessee	TEN 35	7	33	Qt.1 3:02	J. Slye: 50 FG	0	3
		DEN 38	8	23	Qt.2 4:47	J. Slye: 33 FG	3	6
		DEN 24	1	0	Qt.2 0:14	J. Slye: 42 FG	10	9
		DEN 26	4	9	Qt.3 2:09	J. Slye: 35 FG	10	12
9/14	at Indianapolis	IND 28	9	61	Qt.1 3:09	S. Shrader: 29 FG	0	3
		IND 30	8	55	Qt.1 4:05	S. Shrader: 33 FG	7	6
		IND 15	7	85	Qt.1 3:30	Qt.2: D. Jones: 1 run	7	13
		IND 19	6	81	Qt.2 1:32	J. Taylor: 7 pass from D. Jones	21	20
		IND 40	10	42	Qt.3 5:31	S. Shrader: 36 FG	28	23
		IND 9	7	81	Qt.4 2:52	S. Shrader: 28 FG	28	26
IND 32	9	41	Qt.4 3:15	S. Shrader: 45 FG	28	29		
9/21	--	--	--	--	--	--	--	
9/29	--	--	--	--	--	--	--	
10/5	--	--	--	--	--	--	--	
10/12	--	--	--	--	--	--	--	
10/19	--	--	--	--	--	--	--	
10/26	--	--	--	--	--	--	--	
11/2	--	--	--	--	--	--	--	
11/6	--	--	--	--	--	--	--	
11/16	--	--	--	--	--	--	--	
11/30	--	--	--	--	--	--	--	
12/7	--	--	--	--	--	--	--	
12/14	--	--	--	--	--	--	--	
12/21	--	--	--	--	--	--	--	
12/25	--	--	--	--	--	--	--	
1/4	--	--	--	--	--	--	--	
AVG			6.9	46.5	3:06			
TOTALS			76	511	34:06			



DRIVE EFFICIENCY



2025 REGULAR SEASON GXG DRIVES

DATE	OPPONENT	STARTING QB	POSS	TD	PAT	2-PT	M-2PT	FG	FGA	MFG	BK-FG	PUNT	INT	FUM	SAF	DWNS	HF	GM	PTS	TD%	SCORE%	PTS/POSS
9/7	Tennessee	B. Nix	14	2	2	0	0	2	2	0	0	3	2	2	0	2	1	1	20	14.3	28.6	1.43
9/14	at Indianapolis	B. Nix	9	4	4	0	0	0	1	1	0	3	1	0	0	0	0	0	28	44.4	44.4	3.11
9/21	at L.A. Chargers	--	--	--	--	--	--	--	--	--	--	--	--	--	--	--	--	--	--	--	--	--
9/29	Cincinnati	--	--	--	--	--	--	--	--	--	--	--	--	--	--	--	--	--	--	--	--	--
10/5	at Philadelphia	--	--	--	--	--	--	--	--	--	--	--	--	--	--	--	--	--	--	--	--	--
10/12	at N.Y. Jets	--	--	--	--	--	--	--	--	--	--	--	--	--	--	--	--	--	--	--	--	--
10/19	N.Y. Giants	--	--	--	--	--	--	--	--	--	--	--	--	--	--	--	--	--	--	--	--	--
10/26	Dallas	--	--	--	--	--	--	--	--	--	--	--	--	--	--	--	--	--	--	--	--	--
11/2	at Houston	--	--	--	--	--	--	--	--	--	--	--	--	--	--	--	--	--	--	--	--	--
11/6	Las Vegas	--	--	--	--	--	--	--	--	--	--	--	--	--	--	--	--	--	--	--	--	--
11/16	Kansas City	--	--	--	--	--	--	--	--	--	--	--	--	--	--	--	--	--	--	--	--	--
11/30	at Washington	--	--	--	--	--	--	--	--	--	--	--	--	--	--	--	--	--	--	--	--	--
12/7	at Las Vegas	--	--	--	--	--	--	--	--	--	--	--	--	--	--	--	--	--	--	--	--	--
12/14	Green Bay	--	--	--	--	--	--	--	--	--	--	--	--	--	--	--	--	--	--	--	--	--
12/21	Jacksonville	--	--	--	--	--	--	--	--	--	--	--	--	--	--	--	--	--	--	--	--	--
12/25	at Kansas City	--	--	--	--	--	--	--	--	--	--	--	--	--	--	--	--	--	--	--	--	--
1/4	L.A. Chargers	--	--	--	--	--	--	--	--	--	--	--	--	--	--	--	--	--	--	--	--	--
B. NIX TOTALS:			23	6	6	0	0	2	3	1	0	6	3	2	0	2	1	1	48	26.1	34.8	2.09
2025 TOTALS			23	6	6	0	0	2	3	1	0	6	3	2	0	2	1	1	48	26.1	34.8	2.09

Report only includes Starting QB stats.

OPPONENTS GXG DRIVES

DATE	OPPONENT	STARTING QB	POSS	TD	PAT	2-PT	M-2PT	FG	FGA	MFG	BK-FG	PUNT	INT	FUM	SAF	DWNS	HF	GM	PTS	TD%	SCORE%	PTS/POSS
9/7	Tennessee	C. Ward	14	0	0	0	0	4	4	0	0	8	0	2	0	0	0	0	12	0.0	28.6	0.86
9/14	at Indianapolis	D. Jones	10	2	2	0	0	5	5	0	0	0	0	0	0	2	1	0	29	20.0	70.0	2.90
9/21	at L.A. Chargers	--	--	--	--	--	--	--	--	--	--	--	--	--	--	--	--	--	--	--	--	--
9/29	Cincinnati	--	--	--	--	--	--	--	--	--	--	--	--	--	--	--	--	--	--	--	--	--
10/5	at Philadelphia	--	--	--	--	--	--	--	--	--	--	--	--	--	--	--	--	--	--	--	--	--
10/12	at N.Y. Jets	--	--	--	--	--	--	--	--	--	--	--	--	--	--	--	--	--	--	--	--	--
10/19	N.Y. Giants	--	--	--	--	--	--	--	--	--	--	--	--	--	--	--	--	--	--	--	--	--
10/26	Dallas	--	--	--	--	--	--	--	--	--	--	--	--	--	--	--	--	--	--	--	--	--
11/2	at Houston	--	--	--	--	--	--	--	--	--	--	--	--	--	--	--	--	--	--	--	--	--
11/6	Las Vegas	--	--	--	--	--	--	--	--	--	--	--	--	--	--	--	--	--	--	--	--	--
11/16	Kansas City	--	--	--	--	--	--	--	--	--	--	--	--	--	--	--	--	--	--	--	--	--
11/30	at Washington	--	--	--	--	--	--	--	--	--	--	--	--	--	--	--	--	--	--	--	--	--
12/7	at Las Vegas	--	--	--	--	--	--	--	--	--	--	--	--	--	--	--	--	--	--	--	--	--
12/14	Green Bay	--	--	--	--	--	--	--	--	--	--	--	--	--	--	--	--	--	--	--	--	--
12/21	Jacksonville	--	--	--	--	--	--	--	--	--	--	--	--	--	--	--	--	--	--	--	--	--
12/25	at Kansas City	--	--	--	--	--	--	--	--	--	--	--	--	--	--	--	--	--	--	--	--	--
1/4	L.A. Chargers	--	--	--	--	--	--	--	--	--	--	--	--	--	--	--	--	--	--	--	--	--
2025 TOTALS			24	2	2	0	0	9	9	0	0	8	0	2	0	2	1	0	41	8.3	45.8	1.71

Report only includes Starting QB stats.



SCORING BREAKDOWN



DATE	OPPONENT	BRONCOS							TOTAL
		FIRST QUARTER	SECOND QUARTER	FIRST HALFTHIRD QUARTER	FOURTH QUARTER	SECOND HALF OVERTIME			
09/07	Tennessee	3	7	10	3	7	10	--	20
09/14	at Indianapolis	7	14	21	7	0	7	--	28
09/21	at L.A. Chargers	--	--	--	--	--	--	--	--
09/29	Cincinnati	--	--	--	--	--	--	--	--
10/05	at Philadelphia	--	--	--	--	--	--	--	--
10/12	at N.Y. Jets	--	--	--	--	--	--	--	--
10/19	N.Y. Giants	--	--	--	--	--	--	--	--
10/26	Dallas	--	--	--	--	--	--	--	--
11/02	at Houston	--	--	--	--	--	--	--	--
11/06	Las Vegas	--	--	--	--	--	--	--	--
11/16	Kansas City	--	--	--	--	--	--	--	--
11/30	at Washington	--	--	--	--	--	--	--	--
12/07	at Las Vegas	--	--	--	--	--	--	--	--
12/14	Green Bay	--	--	--	--	--	--	--	--
12/21	Jacksonville	--	--	--	--	--	--	--	--
12/25	at Kansas City	--	--	--	--	--	--	--	--
01/04	L.A. Chargers	--	--	--	--	--	--	--	--
TOTALS		10	21	31	10	7	17	--	48

DATE	OPPONENT	OPPONENTS							TOTAL
		FIRST QUARTER	SECOND QUARTER	FIRST HALFTHIRD QUARTER	FOURTH QUARTER	SECOND HALF OVERTIME			
09/07	Tennessee	3	6	9	3	0	3	--	12
09/14	at Indianapolis	6	14	20	3	6	9	--	29
09/21	at L.A. Chargers	--	--	--	--	--	--	--	--
09/29	Cincinnati	--	--	--	--	--	--	--	--
10/05	at Philadelphia	--	--	--	--	--	--	--	--
10/12	at N.Y. Jets	--	--	--	--	--	--	--	--
10/19	N.Y. Giants	--	--	--	--	--	--	--	--
10/26	Dallas	--	--	--	--	--	--	--	--
11/02	at Houston	--	--	--	--	--	--	--	--
11/06	Las Vegas	--	--	--	--	--	--	--	--
11/16	Kansas City	--	--	--	--	--	--	--	--
11/30	at Washington	--	--	--	--	--	--	--	--
12/07	at Las Vegas	--	--	--	--	--	--	--	--
12/14	Green Bay	--	--	--	--	--	--	--	--
12/21	Jacksonville	--	--	--	--	--	--	--	--
12/25	at Kansas City	--	--	--	--	--	--	--	--
01/04	L.A. Chargers	--	--	--	--	--	--	--	--
TOTALS		9	20	29	6	6	12	--	41

2025 REGULAR SEASON

DATE	OPPONENT	BRONCOS								OPPONENT							
		FIRST HALF				SECOND HALF				FIRST HALF				SECOND HALF			
		PLAYS	YDS	TIME	RESULT	PLAYS	YDS	TIME	RESULT	PLAYS	YDS	TIME	RESULT	PLAYS	YDS	TIME	RESULT
09/07	Titans	10	44	3:23	FG	2	6	0:55	INT	7	33	3:02	FG	4	9	2:09	FG
09/14	at Colts	6	64	3:27	TD	7	60	3:47	TD	9	61	3:09	FG	10	42	5:31	FG

(AS OF SEP 16, 2025, 3:08 PM MDT)

2025 : REGULAR SEASON

DATE	OPPONENT	W/L/T	BRONCOS							OPPONENTS					POINT DIFF	OVERALL RECORD
			1ST	2ND	3RD	4TH	OT	TOTAL	1ST	2ND	3RD	4TH	OT	TOTAL		
9/7	Tennessee	W	3	7	3	7	--	20	3	6	3	0	--	12	+8	1-0
9/14	at Indianapolis	L	7	14	7	0	--	28	6	14	3	6	--	29	-1	1-1
9/21	at L.A. Chargers	--	--	--	--	--	--	--	--	--	--	--	--	--	--	--
9/29	Cincinnati	--	--	--	--	--	--	--	--	--	--	--	--	--	--	--
10/5	at Philadelphia	--	--	--	--	--	--	--	--	--	--	--	--	--	--	--
10/12	at N.Y. Jets	--	--	--	--	--	--	--	--	--	--	--	--	--	--	--
10/19	N.Y. Giants	--	--	--	--	--	--	--	--	--	--	--	--	--	--	--
10/26	Dallas	--	--	--	--	--	--	--	--	--	--	--	--	--	--	--
11/2	at Houston	--	--	--	--	--	--	--	--	--	--	--	--	--	--	--
11/6	Las Vegas	--	--	--	--	--	--	--	--	--	--	--	--	--	--	--
11/16	Kansas City	--	--	--	--	--	--	--	--	--	--	--	--	--	--	--
11/30	at Washington	--	--	--	--	--	--	--	--	--	--	--	--	--	--	--
12/7	at Las Vegas	--	--	--	--	--	--	--	--	--	--	--	--	--	--	--
12/14	Green Bay	--	--	--	--	--	--	--	--	--	--	--	--	--	--	--
12/21	Jacksonville	--	--	--	--	--	--	--	--	--	--	--	--	--	--	--
12/25	at Kansas City	--	--	--	--	--	--	--	--	--	--	--	--	--	--	--
1/4	L.A. Chargers	--	--	--	--	--	--	--	--	--	--	--	--	--	--	--



SCORING BREAKDOWN



2025 TOTALS AVG/GAME	1-1	10 5.0	21 10.5	10 5.0	7 3.5	-- --	48 24.0	9 4.5	20 10.0	6 3.0	6 3.0	-- --	41 20.5	7 3.5	1-1
-------------------------	-----	-----------	------------	-----------	----------	----------	------------	----------	------------	----------	----------	----------	------------	----------	-----



TEAM RANKINGS



NATIONAL FOOTBALL LEAGUE

	OFFENSE			TOTAL	DEFENSE	
	TOTAL	RUSH	PASS		RUSH	PASS
ARI	24 T	13 T	27	21	6	26
ATL	10	4	20 T	2	9	2
BAL	11	5	23 T	31	17 T	31
BUF	*1	2	2 T	8	31	*1
CAR	22 T	27	13	22	26	11
CHI	15	12	19	28	27	22
CIN	30	32	20 T	24	10	28
CLE	16	26	10	*1	*1	3
DAL	3	11	7	30	23	30
DEN	17 T	10	25	12	20	9
DET	5	15	5	10 T	15 T	12
GB	12	18	12	3	2	10
HOU	28	20 T	28	20	22	17
IND	2	3	2 T	5	12	7
JAX	4	*1	14	10 T	7	19
KC	17 T	17	17	13	15 T	15
LV	22 T	31	11	19	4	27
LAC	9	25	4	7	8	16
LAR	7	16	8	4	17 T	4
MIA	24 T	29	15	26	25	24
MIN	31	20 T	30	17	30	5
NE	13	23	9	25	3	32
NO	20	13 T	22	14	17 T	13 T
NYG	6	28	*1	32	32	29
NYJ	26	6	29	23	24	13 T
PHI	29	7	31	9	21	8
PIT	27	30	18	29	28	25
SF	8	22	6	6	13	6
SEA	19	19	16	18	11	21
TB	21	9	26	15	5	23
TEN	32	24	32	27	29	20
WAS	14	8	23 T	16	14	18

* = NFL leader | T = Tied for position

AMERICAN FOOTBALL CONFERENCE

	OFFENSE			TOTAL	DEFENSE	
	TOTAL	RUSH	PASS		RUSH	PASS
BAL	5	4	12	16	9	15
BUF	*1	2	*1 T	4	16	*1
CIN	15	16	11	11	6	14
CLE	7	12	5	*1	*1	2
DEN	8 T	6	13	6	10	4
HOU	14	8	14	9	11	8
IND	2	3	*1 T	2	7	3
JAX	3	*1	7	5	4	9
KC	8 T	7	9	7	8	6
LV	10	15	6	8	3	13
LAC	4	11	3	3	5	7
MIA	11	13	8	13	13	11
NE	6	9	4	12	2	16
NYJ	12	5	15	10	12	5
PIT	13	14	10	15	14	12
TEN	16	10	16	14	15	10



LEADERS



PLAYER	TEAM	GP	RUSHING YDS	TD
Taylor, Jonathan	Colts	17	236	0
Etienne Jr., Travis	Jaguars	17	214	0
Henry, Derrick	Ravens	17	192	2
Cook, James	Bills	17	176	3
Robinson, Bijan	Falcons	17	167	0

To qualify: Player must have 14 pass attempts per their team's games played.

PLAYER	TEAM	GP	PASSING COMP	YDS	TD	RATING
Wilson, Russell	Giants	17	47	618	3	92.8
Jones, Daniel	Colts	17	45	588	2	111.1
Herbert, Justin	Chargers	2	44	560	5	127.8
Goff, Jared	Lions	17	54	559	6	125.1
Prescott, Dak	Cowboys	17	59	549	2	88.8

To qualify: Player must have 14 pass attempts per their team's games played.

PLAYER	TEAM	GP	RECEIVING NUM	YDS	TD
Nabers, Malik	Giants	17	14	238	2
Smith-Njigba, Jaxon	Seahawks	17	17	227	0
Lamb, CeeDee	Cowboys	17	16	222	0
Nacua, Puka	Rams	17	18	221	0
Flowers, Zay	Ravens	17	14	218	1

To qualify: Player must have 2 receptions per their team's games played.

PLAYER	TEAM	GP	KICKOFF RETURNS AVG
Knight, Zonovan	Cardinals	17	21.5
White, Zamir	Raiders	17	24.4
Gipson, Xavier	Jets	17	28.4
Shiple, Will	Eagles	2	12.0
Robinson, Wan'Dale	Giants	17	20.5

To qualify: Player must have 1.25 kickoff returns per their team's games played.

PLAYER	TEAM	GP	PUNT RETURNS AVG
Smith, Xavier	Rams	17	8.8
Gipson, Xavier	Jets	17	9.5
Hill, Tyreek	Dolphins	17	19.0
Etienne, Trevor	Panthers	17	6.0
Tucker, Tre	Raiders	17	14.0

To qualify: Player must have 1.25 punt returns per their team's games played.

PLAYER	TEAM	GP	PLACE KICKING FG MADE
Koo, Younghoe	Falcons	17	2
Reichard, Will	Vikings	17	4
Lutz, Wil	Broncos	17	2
Loop, Tyler	Ravens	17	4
Shrader, Spencer	Colts	17	9



LEADERS



PLAYER	TEAM	GP	SCORING		PTS
				TD	
Shrader, Spencer	Colts	17		0	32
Slye, Joey	Titans	17		0	25
Aubrey, Brandon	Cowboys	17		0	24
Prater, Matt	Bills	17		0	23
Little, Cam	Jaguars	17		0	23

PLAYER	TEAM	GP	DEFENSIVE		
			SOLO	SK	INT
McCollum, Zyon	Buccaneers	17	11	0	0.00
Logue, Zion	Bills	18	0	1	5.00
Collins, Zaven	Cardinals	17	3	0	0.00
Franklin, Zaire	Colts	17	5	0	0.00
Baun, Zack	Eagles	2	11	0	0.00



WEEK-BY-WEEK NFL RANKINGS



2025 REGULAR SEASON

DATE	OPPONENT	OFFENSE				DEFENSE			
		TOTAL	RUSH	PASS	*POINTS SCORED	TOTAL	RUSH	PASS	*POINTS SCORED
09/07	Tennessee	T-14	7	21	T-15	1	8	1	5
09/14	at Indianapolis	T-17	10	25	T-9	12	20	9	T-14
09/21	@ L.A. Chargers	--	--	--	--	--	--	--	--
09/29	Cincinnati	--	--	--	--	--	--	--	--
10/05	@ Philadelphia	--	--	--	--	--	--	--	--
10/12	@ N.Y. Jets	--	--	--	--	--	--	--	--
10/19	N.Y. Giants	--	--	--	--	--	--	--	--
10/26	Dallas	--	--	--	--	--	--	--	--
11/02	@ Houston	--	--	--	--	--	--	--	--
11/06	Las Vegas	--	--	--	--	--	--	--	--
11/16	Kansas City	--	--	--	--	--	--	--	--
[bye]	--	--	--	--	--	--	--	--	--
12/07	@ Las Vegas	--	--	--	--	--	--	--	--
12/14	Green Bay	--	--	--	--	--	--	--	--
12/21	Jacksonville	--	--	--	--	--	--	--	--
12/25	@ Kansas City	--	--	--	--	--	--	--	--
01/04	L.A. Chargers	--	--	--	--	--	--	--	--

*Points per game



BIG RUN PLAYS (10+ YARDS) AND BIG PASS PLAYS (20+ YARDS)



2025 REGULAR SEASON - BIG RUN PLAYS (10+ YARDS)

DATE	OPP.	QTR	BRONCOS PLAYER	YDS.	QTR	OPP. PLAYER	YDS.
9/7	Tennessee	3	Nix	11		NONE	
		4	Harvey	50			
		4	Dobbins	19T			
		4	Dobbins	12			
9/14	at Indianapolis	1	Dobbins	18	3	Taylor	10
		2	Franklin	11	4	Taylor	68
		3	Nix	18	4	Taylor	10
		4	Dobbins	23			
9/21	at L.A. Chargers	--	--	--	--	--	--
9/29	Cincinnati	--	--	--	--	--	--
10/5	at Philadelphia	--	--	--	--	--	--
10/12	at N.Y. Jets	--	--	--	--	--	--
10/19	N.Y. Giants	--	--	--	--	--	--
10/26	Dallas	--	--	--	--	--	--
11/2	at Houston	--	--	--	--	--	--
11/6	Las Vegas	--	--	--	--	--	--
11/16	Kansas City	--	--	--	--	--	--
11/30	at Washington	--	--	--	--	--	--
12/7	at Las Vegas	--	--	--	--	--	--
12/14	Green Bay	--	--	--	--	--	--
12/21	Jacksonville	--	--	--	--	--	--
12/25	at Kansas City	--	--	--	--	--	--
1/4	L.A. Chargers	--	--	--	--	--	--
TOTALS		8 - 162 (20.3), 1 TDS			3 - 88 (29.3), 0 TDS		



BIG RUN PLAYS (10+ YARDS) AND BIG PASS PLAYS (20+ YARDS)



2025 REGULAR SEASON - BIG PASS PLAYS (20+ YARDS)							
DATE	OPPONENT	QTR	BRONCOS PLAYER	YDS.	QTR	OPP. PLAYER	YDS.
9/7	Tennessee	2	Nix -> Sutton	22T	1	Ward -> Pollard	29
9/14	at Indianapolis	1	Nix -> Mims Jr.	23T	1	Jones -> Warren	41
		2	Nix -> Franklin	42	1	Jones -> Taylor	43
					2	Jones -> Pierce	44
9/21	at L.A. Chargers	--	--	--	--	--	--
9/29	Cincinnati	--	--	--	--	--	--
10/5	at Philadelphia	--	--	--	--	--	--
10/12	at N.Y. Jets	--	--	--	--	--	--
10/19	N.Y. Giants	--	--	--	--	--	--
10/26	Dallas	--	--	--	--	--	--
11/2	at Houston	--	--	--	--	--	--
11/6	Las Vegas	--	--	--	--	--	--
11/16	Kansas City	--	--	--	--	--	--
11/30	at Washington	--	--	--	--	--	--
12/7	at Las Vegas	--	--	--	--	--	--
12/14	Green Bay	--	--	--	--	--	--
12/21	Jacksonville	--	--	--	--	--	--
12/25	at Kansas City	--	--	--	--	--	--
1/4	L.A. Chargers	--	--	--	--	--	--
TOTALS		3 - 87 (29.0), 2 TDS			4 - 157 (39.3), 0 TDS		



TURNOVER CHART



2025 REGULAR SEASON - DEFENSIVE TAKEAWAYS						
DATE	OPPONENT	TAKEAWAY	QTR.	SCORE	YD-LINE	RESULT
09/07	Tennessee	B. Jones FR (T. Hufanga FF) J. Barron FR (J. McMillian FF)	2 4	3-3 20-12	DEN-32 TEN-34	Punt EOG
09/14	at Indianapolis	None				
09/21		--	--	--	--	--
09/29		--	--	--	--	--
10/05		--	--	--	--	--
10/12		--	--	--	--	--
10/19		--	--	--	--	--
10/26		--	--	--	--	--
11/02		--	--	--	--	--
11/06		--	--	--	--	--
11/16		--	--	--	--	--
11/30		--	--	--	--	--
12/07		--	--	--	--	--
12/14		--	--	--	--	--
12/21		--	--	--	--	--
12/25		--	--	--	--	--
01/04		--	--	--	--	--

2025 REGULAR SEASON - OFFENSIVE GIVEAWAYS						
DATE	OPPONENT	TAKEAWAY	QTR.	SCORE	YD-LINE	RESULT
09/07	Tennessee	B. Nix INT (R. McCreary) B. Nix fumble (J. Simmons FF; S. Joseph-Day FR) B. Nix INT (X. Woods)	1 2 3	3-3 3-3 10-9	TEN-46 DEN-38 DEN-42	Fumble FG FG
09/14	at Indianapolis	B. Nix INT (C. Bynum)	4	28-23	IND-9	FG
09/21		--	--	--	--	--
09/29		--	--	--	--	--
10/05		--	--	--	--	--
10/12		--	--	--	--	--
10/19		--	--	--	--	--
10/26		--	--	--	--	--
11/02		--	--	--	--	--
11/06		--	--	--	--	--
11/16		--	--	--	--	--
11/30		--	--	--	--	--
12/07		--	--	--	--	--
12/14		--	--	--	--	--
12/21		--	--	--	--	--
12/25		--	--	--	--	--
01/04		--	--	--	--	--

2025 REGULAR SEASON - SPECIAL TEAMS/MISC GIVEAWAYS						
DATE	OPPONENT	TAKEAWAY	QTR.	SCORE	YD-LINE	RESULT
09/07	Tennessee	M. Mims Jr.; D. Mausl FR	4	13-12	DEN-24	Punt

2025 REGULAR SEASON - TURNOVERS		
Offense:	4 Giveaways 9 Points (0 TD, 3 FG)	Ratio -3 (2 takes, 5 gives)
Defense:	2 Takeaways 0 Points (0 TD, 0 FG)	
Special Teams:	1 Giveaway 0 Points (0 TD, 0 FG) 0 Takeaways 0 Points (0 TD, 0 FG)	Points Off Turnovers Ratio -9 (0 scored, 9 allowed)



TAKEAWAY/GIVEAWAY CHART - TEAM AND OPPONENT



DATE	OPPONENT	FORCED TURNOVERS			TURNOVERS CONVERTED					OUTCOME	
		FUM	INTS	TOTAL	TD	FG	PTS.	PTS. PCT.	TD PCT.	NET DIFF.	RESULT
09/07	Denver	2	0	2	0	0	0	0.0	0.0	-2	W
	Tennessee	2	2	4	0	2	6	50.0	0.0	+2	L
09/14	Denver	0	0	0	0	0	0	0.0	0.0	-1	L
	at Indianapolis	0	1	1	0	1	3	100.0	0.0	+1	W
09/21		--	--	--	--	--	--	--	--	--	--
09/29		--	--	--	--	--	--	--	--	--	--
10/05		--	--	--	--	--	--	--	--	--	--
10/12		--	--	--	--	--	--	--	--	--	--
10/19		--	--	--	--	--	--	--	--	--	--
10/26		--	--	--	--	--	--	--	--	--	--
11/02		--	--	--	--	--	--	--	--	--	--
11/06		--	--	--	--	--	--	--	--	--	--
11/16		--	--	--	--	--	--	--	--	--	--
11/30		--	--	--	--	--	--	--	--	--	--
12/07		--	--	--	--	--	--	--	--	--	--
12/14		--	--	--	--	--	--	--	--	--	--
12/21		--	--	--	--	--	--	--	--	--	--
12/25		--	--	--	--	--	--	--	--	--	--
01/04		--	--	--	--	--	--	--	--	--	--
	BRONCOS	2	0	2	0	0	0	0.0	0.0	-3	1-1
	OPPONENTS	2	3	5	0	3	9	60.0	0.0	+3	1-1



LONGEST/SHORTEST



LONGEST DRIVE

Most Plays (Broncos)	13 plays vs. Tennessee (09/07)	48 yards, 7:39, Field Goal
Most Plays (Opponent)	10 plays at Indianapolis (09/14)	42 yards, 5:31, Field Goal
Most Yards (Broncos)	80 yards vs. Tennessee (09/07)	4 plays, 1:45, Touchdown
Most Yards (Opponent)	85 yards at Indianapolis (09/14)	7 plays, 3:30, Touchdown
Most Time (Broncos)	7:39 vs. Tennessee (09/07)	13 plays, 48 yards, Field Goal
Most Time (Opponent)	5:31 at Indianapolis (09/14)	10 plays, 42 yards, Field Goal

LONGEST TOUCHDOWN DRIVE

Most Plays (Broncos)	10 plays at Indianapolis (09/14)	50 yards, 4:25
Most Plays (Opponent)	7 plays at Indianapolis (09/14)	85 yards, 3:30
Most Yards (Broncos)	80 yards vs. Tennessee (09/07)	4 plays, 1:45
Most Yards (Opponent)	85 yards at Indianapolis (09/14)	7 plays, 3:30
Most Time (Broncos)	4:25 at Indianapolis (09/14)	10 plays, 50 yards
Most Time (Opponent)	3:30 at Indianapolis (09/14)	7 plays, 85 yards

LONGEST FIELD GOAL DRIVE

Most Plays (Broncos)	13 plays vs. Tennessee (09/07)	48 yards, 7:39
Most Plays (Opponent)	10 plays at Indianapolis (09/14)	42 yards, 5:31
Most Yards (Broncos)	48 yards vs. Tennessee (09/07)	13 plays, 7:39
Most Yards (Opponent)	81 yards at Indianapolis (09/14)	7 plays, 2:52
Most Time (Broncos)	7:39 vs. Tennessee (09/07)	13 plays, 48 yards
Most Time (Opponent)	5:31 at Indianapolis (09/14)	10 plays, 42 yards

SHORTEST TOUCHDOWN DRIVE

Fewest Plays (Broncos)	1 plays vs. Tennessee (09/07)	38 yards, 0:11
Fewest Plays (Opponent)	6 plays at Indianapolis (09/14)	81 yards, 1:32
Fewest Yards (Broncos)	38 yards vs. Tennessee (09/07)	1 plays, 0:11
Fewest Yards (Opponent)	81 yards at Indianapolis (09/14)	6 plays, 1:32
Shortest Time (Broncos)	0:11 vs. Tennessee (09/07)	1 plays, 38 yards
Shortest Time (Opponent)	1:32 at Indianapolis (09/14)	6 plays, 81 yards

SHORTEST FIELD GOAL DRIVE

Fewest Plays (Broncos)	10 plays vs. Tennessee (09/07)	44 yards, 3:23
Fewest Plays (Opponent)	1 plays vs. Tennessee (09/07)	0 yards, 0:14
Fewest Yards (Broncos)	44 yards vs. Tennessee (09/07)	10 plays, 3:23
Fewest Yards (Opponent)	0 yards vs. Tennessee (09/07)	1 plays, 0:14
Shortest Time (Broncos)	3:23 vs. Tennessee (09/07)	10 plays, 44 yards
Shortest Time (Opponent)	0:14 vs. Tennessee (09/07)	1 plays, 0 yards



GAME-BY-GAME TACKLES



2025 : REGULAR SEASON

PLAYERS	TEN	IND	LAC	CIN	PHI	NYJ	NYG	DAL	HOU	LV	KC	WAS	LV	GB	JAX	KC	LAC	TOTAL
Hufanga, T.	11	10	--	--	--	--	--	--	--	--	--	--	--	--	--	--	--	21
Singleton, A.	6	8	--	--	--	--	--	--	--	--	--	--	--	--	--	--	--	14
Jones, B.	7	7	--	--	--	--	--	--	--	--	--	--	--	--	--	--	--	14
Moss, R.	7	5	--	--	--	--	--	--	--	--	--	--	--	--	--	--	--	12
Surtain II, P.	0	11	--	--	--	--	--	--	--	--	--	--	--	--	--	--	--	11
Strnad, J.	5	5	--	--	--	--	--	--	--	--	--	--	--	--	--	--	--	10
Cooper, J.	2	4	--	--	--	--	--	--	--	--	--	--	--	--	--	--	--	6
Bonitto, N.	3	3	--	--	--	--	--	--	--	--	--	--	--	--	--	--	--	6
Allen, Z.	1	5	--	--	--	--	--	--	--	--	--	--	--	--	--	--	--	6
Uwazurike, E.	3	2	--	--	--	--	--	--	--	--	--	--	--	--	--	--	--	5
McMillian, J.	2	2	--	--	--	--	--	--	--	--	--	--	--	--	--	--	--	4
Tillman, D.	1	3	--	--	--	--	--	--	--	--	--	--	--	--	--	--	--	4
Elliss, J.	2	1	--	--	--	--	--	--	--	--	--	--	--	--	--	--	--	3
Jones, D.	1	1	--	--	--	--	--	--	--	--	--	--	--	--	--	--	--	2
Jackson, J.	1	1	--	--	--	--	--	--	--	--	--	--	--	--	--	--	--	2
Franklin-Myers, J.	1	--	--	--	--	--	--	--	--	--	--	--	--	--	--	--	--	1
Sutton, C.	0	0	--	--	--	--	--	--	--	--	--	--	--	--	--	--	--	0
Locke, P.	--	0	--	--	--	--	--	--	--	--	--	--	--	--	--	--	--	0
Meinerz, Q.	0	--	--	--	--	--	--	--	--	--	--	--	--	--	--	--	--	0
Wattenberg, L.	0	--	--	--	--	--	--	--	--	--	--	--	--	--	--	--	--	0
Fraboni, M.	--	0	--	--	--	--	--	--	--	--	--	--	--	--	--	--	--	0
Key, D.	0	0	--	--	--	--	--	--	--	--	--	--	--	--	--	--	--	0
Badie, T.	--	0	--	--	--	--	--	--	--	--	--	--	--	--	--	--	--	0
McGlinchey, M.	0	--	--	--	--	--	--	--	--	--	--	--	--	--	--	--	--	0
Skinner, J.	--	0	--	--	--	--	--	--	--	--	--	--	--	--	--	--	--	0
Abrams-Draine, K.	0	0	--	--	--	--	--	--	--	--	--	--	--	--	--	--	--	0
Sherfield Sr., T.	0	--	--	--	--	--	--	--	--	--	--	--	--	--	--	--	--	0
Barron, J.	0	0	--	--	--	--	--	--	--	--	--	--	--	--	--	--	--	0
Wallow, G.	--	0	--	--	--	--	--	--	--	--	--	--	--	--	--	--	--	0



TAKEAWAY/GIVEAWAY CHART



DATE	OPPONENT	DEN +/- RATIO	DEN TAKES	POINTS OFF TAKES	DEN GIVES	POINTS OFF GIVES	POINTS OFF TO RATIO
09/07	Tennessee	-2	2 (2 FUM, 0 INT)	0	4 (2 FUM, 2 INT)	6	-6
09/14	at Indianapolis	-1	0 (0 FUM, 0 INT)	0	1 (0 FUM, 1 INT)	3	-3
09/21		--	--	--	--	--	--
09/29		--	--	--	--	--	--
10/05		--	--	--	--	--	--
10/12		--	--	--	--	--	--
10/19		--	--	--	--	--	--
10/26		--	--	--	--	--	--
11/02		--	--	--	--	--	--
11/06		--	--	--	--	--	--
11/16		--	--	--	--	--	--
11/30		--	--	--	--	--	--
12/07		--	--	--	--	--	--
12/14		--	--	--	--	--	--
12/21		--	--	--	--	--	--
12/25		--	--	--	--	--	--
01/04		--	--	--	--	--	--
TOTALS		-3	2 (2 FUM, 0 INT)	0	5 (2 FUM, 3 INT)	9	-9



MISC. GAME INFORMATION



GAME	W/L	KICKOFF	LENGTH	ATTN.	TEMP.	TV	BROADCAST CREW	OFFICIALS
vs. Ten. (9/7)	W, 20-12	2:05 p.m. MDT	3:24	73,747	84° F	FOX	Adam Amin Mark Sanchez Kristina Pink	REF: Alex Kemp (55); UMP: Brandon Ellison (128); DJ: Mike Carr (63); LJ: Quentin Givens (65); FJ: Sean Petty (28); SJ: Lo van Pham (99); BJ: Scott Helverson (93); RO: Tim England
at Ind. (9/14)	L, 28-29	4:05 p.m. EDT	3:03	63,910	Ind.	CBS	Kevin Harlan Trent Green Melanie Collins	REF: Craig Wrolstad (4); UMP: Brandon Cruse (22); DJ: Danny Short (113); LJ: Brett Bergman (17); FJ: Trawick Boger (23); SJ: Frank Steratore (132); BJ: Rich Martinez (39); RO: Gavin Anderson
at LAC (9/21)		1:05 p.m. PDT				CBS		
vs. Cin. (9/29)		6:15 p.m. MDT				ABC		
at Phi. (10/5)		1 p.m. EDT				CBS		
at NYJ (10/12)		2:30 p.m. GDT				NFL Network		
vs. NYG (10/19)		2:05 p.m. MDT				CBS		
vs. Dal. (10/26)		2:25 p.m. MDT				CBS		
at Hou. (11/2)		12 p.m. CST				FOX		
vs. L.V. (11/6)		6:15 p.m. MST				Prime Video		
vs. K.C. (11/16)		2:25 p.m. MST				CBS		
at Was. (11/30)		8:20 p.m. EST				NBC		
at L.V. (12/7)		1:05 p.m. PST				CBS		
vs. G.B. (12/14)		2:25 p.m. MST				CBS		
vs. Jac. (12/21)		2:05 p.m. MST				FOX		
at K.C. (12/25)		7:15 p.m. CST				Prime Video		
at LAC (TBD)		TBD				TBD		





**GAME
RECAPS**

GAME SUMMARIES



12

WEEK 1

Tennessee Titans 12, Denver Broncos 20

73,747 Empower Field at Mile High Sep 7, 2025



20

Tennessee Titans	3	6	3	0	—	12
Denver Broncos	3	7	3	7	—	20

The Denver Broncos started off the 2025 season on the right foot, defeating the Tennessee Titans 20-12 in their Week 1 matchup at Empower Field at Mile High.

In Denver's first Week 1 win since 2021, the Broncos' defense led the way, limiting Tennessee to just 133 total yards of offense in the contest. It was the fewest yards allowed by the club in its season opener in team history.

The Broncos also did not allow the Titans to score a touchdown, marking their second straight regular-season game without allowing their opponent to reach the end zone.

WR Courtland Sutton recorded 61 receiving yards on six catches (10.2 avg.) with one touchdown in the contest. With that performance, he eclipsed Emmanuel Sanders for the 10th-most receiving yards in team history while also tying Eric Decker for the 10th-most receiving touchdowns in team annals.

Tennessee would get on the board first as the Titans took their opening drive 33 yards and ended with a 50-yard field goal to take the early 3-0 lead.

Denver would respond back though, as QB Bo Nix led a 10-play, 44-yard drive that set up a 39-yard field goal from K Wil Lutz. With that field goal, the Broncos scored points on the opening drive of the season for the fourth straight year.

The defenses for both teams would take over after that, as no team would score until Tennessee got another field goal with 2:19 left in the second quarter to make it 6-3. The Broncos also got a takeaway early in the quarter as a forced fumble by S Talanoa Hufanga was recovered by S Brandon Jones.

The Broncos would take the lead for the first time late in the half, as Nix connected with Sutton on a 22-yard pass for Sutton's 33rd career touchdown catch to make it 10-6. The Titans would answer before the half as a 71-yard kickoff return set up a 42-yard field goal to send the game into halftime with a score of 10-9.

Tennessee would get the lead back on their first drive of the second half as an interception by Nix resulted in another field goal for the Titans to make it 12-10.

The Broncos re-gained the lead on the next drive, as Denver traveled 48 yards on 13 plays and ended with a 33-yard field goal by Lutz to make it 13-12.

The scoring would end in the fourth quarter, as a 50-yard rush by rookie RB R.J. Harvey helped set up RB J.K. Dobbins' first touchdown with the Broncos on a 19-yard carry to make it 20-12.

The Titans would get the ball three more times, but Denver's defense stifled them to clinch the win and start the season 1-0.

OFFICIALS: Referee: Alex Kemp (55), Umpire: Brandon Ellison (128), Down Judge: Mike Carr (63), Field Judge: Sean Petty (28), Side Judge: Lo van Pham (99), Back Judge: Scott Helverson (93), Replay Official: Tim England, Replay Assistant: Julie Johnson

TENNESSEE TITANS (HEAD COACH: BRIAN CALLAHAN)			
OFFENSE		DEFENSE	
WR	5 E. Ayomanor	NT	93 T. Sweat
WR	0 C. Ridley	DT	98 J. Simmons
TE	84 G. Helm	OLB	7 O. Odejejo
TE	85 C. Okonkwo	OLB	45 D. Jones
C	79 L. Cushmanberry III	LB	50 C. Barton
OL	77 P. Skoronski	LB	51 C. Gray
QB	1 C. Ward	CB	38 L. Sneed
RB	20 T. Pollard	CB	29 J. Brownlee Jr.
		S	25 X. Woods
		S	37 A. Hooker

DENVER BRONCOS (HEAD COACH: SEAN PAYTON)			
OFFENSE		DEFENSE	
WR	11 T. Franklin	DE	99 Z. Allen
LT	72 G. Bolles	NT	93 D. Jones
LG	74 B. Powers	DE	98 J. Franklin-Myers
C	60 L. Wattenberg	SLB	0 J. Cooper
RG	77 O. Meinerz	WLB	15 N. Bonitto
RT	69 M. McGlinchey	ILB	49 A. Singleton
TE	82 A. Trautman	ILB	49 J. Strnad
TE	85 L. Krull	LCB	2 P. Surtain II
WR	14 C. Sutton	RCB	21 R. Moss
RB	27 J. Dobbins	S	9 T. Hufanga
QB	10 B. Nix	S	22 B. Jones

TENNESSEE TITANS								
PASSING	ATT	CP	YDS	SK/YD	TD	LG	INT	RTG
Cameron Ward	28	12	112	6/50	0	29	0	54.5
TOTAL	28	12	112	6/50	0	29	0	54.5

RUSHING					
	ATT	YDS	AVG	LG	TD
Tony Pollard	18	60	3.3	9	0
Chimere Dike	1	9	9.0	9	0
Julius Chestnut	2	2	1.0	1	0
TOTAL	21	71	3.4	9	0

RECEIVING					
	NO	YDS	AVG	LG	TD
Calvin Ridley	4	27	6.8	13	0
Chig Okonkwo	3	19	6.3	14	0
Elic Ayomanor	2	13	6.5	10	0
Tony Pollard	1	29	29.0	29	0
Gunnar Helm	1	16	16.0	16	0
Bryce Oliver	1	8	8.0	8	0
TOTAL	12	112	9.3	29	0

TOP DEFENSE						
	TOT	SOLO	AST	SCK	YDS	INT
Jarvis Brownlee Jr.	9	6	3	0.0	0.0	0
Cody Barton	9	5	4	0.0	0.0	0
Cedric Gray	7	4	3	0.0	0.0	0

FIELD GOALS			
	FGM/FGA	PERCENT	RESULTS
Joey Strye	4-4	100.0	50G, 33G, 42G, 35G
TOTAL	4-4	100.0	

DENVER BRONCOS								
PASSING	ATT	CP	YDS	SK/YD	TD	LG	INT	RTG
Bo Nix	40	25	176	1/10	1	22t	2	60.0
TOTAL	40	25	176	1/10	1	22T	2	60.0

RUSHING					
	ATT	YDS	AVG	LG	TD
RJ Harvey	6	70	11.7	50	0
J.K. Dobbins	16	63	3.9	19t	1
Bo Nix	8	18	2.3	11	0
TOTAL	30	151	5.0	50	1

RECEIVING					
	NO	YDS	AVG	LG	TD
Courtland Sutton	6	61	10.2	22t	1
Troy Franklin	4	44	11.0	18	0
Evan Engram	3	21	7.0	10	0
Marvin Mims Jr.	3	12	4.0	7	0
Tyler Badie	2	16	8.0	13	0
J.K. Dobbins	2	5	2.5	3	0
Lucas Krull	1	6	6.0	6	0
Adam Trautman	1	5	5.0	5	0
Adam Prentice	1	4	4.0	4	0
Trent Sherfield Sr.	1	3	3.0	3	0
RJ Harvey	1	-1	-1.0	-1	0
TOTAL	25	176	7.0	22T	1

TOP DEFENSE						
	TOT	SOLO	AST	SCK	YDS	INT
Talanoa Hufanga	11	7	4	0.0	0.0	0
Riley Moss	7	5	2	0.0	0.0	0
Brandon Jones	7	2	5	0.0	0.0	0

FIELD GOALS			
	FGM/FGA	PERCENT	RESULTS
Wil Lutz	2-2	100.0	39G, 33G
TOTAL	2-2	100.0	

Team Statistics	Titans	Broncos
First Downs	7	20
3rd-Down Eff. (Made/Att/Pct)	2/14/14%	6/15/40%
4th-Down Eff. (Made/Att/Pct)	0/1/0%	0/2/0%
Total Net Yards	133	317
Total Plays	55	71
Yards Per Play	2.4	4.5
Rushes/Net Yards	21/71	30/151
Net Passing	62	166
Pass Attempts/Completions	28/12	40/25
Had Intercepted	0	2
Sacked/Yards Lost	6/50	1/10
Punts/Average	8/49.4	3/48.0
Penalties/Yards	13/131	6/45
Fumbles/Lost	2/2	2/2
Possession Time	28:04	31:56



GAME SUMMARIES



28

WEEK 2

Denver Broncos 28, Indianapolis Colts 29
63,910 Lucas Oil Stadium Sep 14, 2025



29

Denver Broncos	7	14	7	0	—	28
Indianapolis Colts	6	14	3	6	—	29

On their first road trip of the season, the Denver Broncos would take their first loss, falling to the Indianapolis Colts 29-28 at Lucas Oil Stadium.

QB Bo Nix would record his eighth career game with a 100+ passer rating and sixth career game without being sacked. On the game, he completed 22-of-30 passes for 206 yards with three touchdowns and one interception (111.2 rtg.).

RB J.K. Dobbins also had a solid performance, rushing 14 times for 76 yards (5.4 avg.) with one touchdown. He became the first Bronco since 2021 to total over 50 yards rushing and one rushing score in consecutive games.

In a highly offensive game, the Colts got on the board first as they would take their first drive of the game 61 yards, but Denver would prevent them from reaching the end zone. A 29-yard field goal by Indianapolis would make the score 3-0.

Denver answered right back though, as it would take six plays to go 64 yards to reach the end zone when Nix found WR Marvin Mims Jr. for a 23-yard score to make it 7-3.

The Colts would get three back as they got another field goal on their next drive then take the lead early in the second quarter after a one-yard touchdown rush would give Indianapolis a 13-7 lead.

The Broncos got the lead right back though, as they would get a touchdown from Nix to WR Troy Franklin to take the 14-13 lead. Franklin would finish the game with career highs of eight catches, 89 receiving yards and an 11.1 receiving average.

Denver expanded their lead after a two-yard touchdown pass from Nix to Trautman with 3:03 remaining in the half. The Colts would close the lead though before the half as a seven-yard touchdown pass would get the score to 21-20 right before half.

Denver would get their eight-point lead out of half as Dobbins got his second rushing touchdown of the season from five yards out on the first drive of the half to make it 28-10.

The Colts would start to claw back as they got a field goal on their first drive of the half to make it a 28-23 game. After a Nix interception at the beginning of the fourth quarter, the Colts would again drive down the field. Denver's defense prevented Indianapolis from reaching the end zone, settling for another field goal to make it 28-26.

A missed field goal by K'Wii Lutz would allow the Colts to get the ball back with 3:15 remaining in the game. After a penalty negated a missed 60-yard field goal attempt at the end of the game, the Colts would win with a walk-off 45-yard attempt to win the game 29-28.

INDIANAPOLIS COLTS (HEAD COACH: SHANE STEICHEN)

OFFENSE		DEFENSE	
LT	79 B. Raimann	DE	51 K. Paye
LG	56 Q. Nelson	DT	90 G. Stewart
C	60 T. Bortolini	DT	92 N. Gallimore
RG	71 M. Goncalves	DT	99 D. Buckner
RT	72 B. Smith	DE	52 S. Ebukam
TE	84 T. Warren	WLB	48 Z. Franklin
WR	1 J. Downs	MLB	44 X. Forward
WR	14 A. Pierce	CB	4 M. Blackmon
WR	11 M. Pittman Jr.	CB	29 C. Bynum
QB	17 D. Jones	FS	0 N. Cross
RB	28 J. Taylor	SS	20

DENVER BRONCOS (HEAD COACH: SEAN PAYTON)

OFFENSE		DEFENSE	
LT	72 G. Bolles	DE	99 Z. Allen
LG	74 B. Powers	NT	93 D. Jones
C	60 L. Wattenberg	DE	98 J. Franklin-Myers
RG	77 Q. Meinerz	SLB	0
RT	69 M. McGlinchey	WLB	15 N. Bonitto
TE	82 A. Trautman	ILB	49 A. Singleton
TE	85 L. Krull	ILB	40 J. Strnad
WR	14 C. Sutton	NCB	23 J. Barrow
RB	27 J. Dobbins	S	9 T. Hufanga
FB	46 A. Prentice	S	22 B. Jones
QB	10 B. Nix		

OFFICIALS: Referee: Craig Wrolstad (4), Umpire: Brandon Cruse (22), Down Judge: Danny Short (113), Line Judge: Brett Bergman (17), Field Judge: Trawick Boger (23), Side Judge: Frank Steratore (132), Back Judge: Rich Martinez (39), Replay Official: Gavin Anderson, Replay Assistant: Ken Hall

DENVER BRONCOS

PASSING	ATT	CP	YDS	SK/YD	TD	LG	INT	RTG
Bo Nix	30	22	206	0/0	3	42	1	111.2
TOTAL	30	22	206	0/0	3	42	1	111.3

RUSHING	ATT	YDS	AVG	LG	TD
J.K. Dobbins	14	76	5.4	23	1
Bo Nix	3	20	6.7	18	0
Troy Franklin	1	11	11.0	11	0
RJ Harvey	5	8	1.6	3	0
Tyler Badie	1	3	3.0	3	0
TOTAL	24	118	4.9	23	1

RECEIVING	NO	YDS	AVG	LG	TD
Troy Franklin	8	89	11.1	42	1
Adam Trautman	3	10	3.3	7	1
Marvin Mims Jr.	2	24	12.0	23	1
Tyler Badie	2	19	9.5	19	0
Pat Bryant	2	18	9.0	12	0
RJ Harvey	1	16	16.0	16	0
Evan Engram	1	12	12.0	12	0
J.K. Dobbins	1	9	9.0	9	0
Courtland Sutton	1	6	6.0	6	0
Trent Sherfield Sr.	1	3	3.0	3	0
TOTAL	22	206	9.4	42	3

TOP DEFENSE	TOT	SOLO	AST	SCK	YDS	INT
Pat Surtain II	11	9	2	0.0	0.0	0
Talanoa Hufanga	10	5	5	0.0	0.0	0
Alex Singleton	8	4	4	0.0	0.0	0

FIELD GOALS	FGM/FGA	PERCENT	RESULTS
Wil Lutz	0-1	0.0	42RU
TOTAL	0-1	0.0	

INDIANAPOLIS COLTS

PASSING	ATT	CP	YDS	SK/YD	TD	LG	INT	RTG
Daniel Jones	34	23	316	1/10	1	44	0	107.0
TOTAL	34	23	316	1/10	1	44	0	107.0

RUSHING	ATT	YDS	AVG	LG	TD
Jonathan Taylor	25	165	6.6	68	0
Daniel Jones	6	2	0.3	2	1
Tyler Warren	1	0	0.0	0	0
TOTAL	32	167	5.2	68	1

RECEIVING	NO	YDS	AVG	LG	TD
Josh Downs	6	51	8.5	19	0
Tyler Warren	4	79	19.8	41	0
Alec Pierce	4	68	17.0	44	0
Michael Pittman Jr.	4	40	10.0	12	0
Jonathan Taylor	2	50	25.0	43	1
Adonai Mitchell	2	20	10.0	12	0
Mo Alie-Cox	1	8	8.0	8	0
TOTAL	23	316	13.7	44	1

TOP DEFENSE	TOT	SOLO	AST	SCK	YDS	INT
Nick Cross	7	5	2	0.0	0.0	0
Grover Stewart	7	4	3	0.0	0.0	0
DeForest Buckner	6	5	1	0.0	0.0	0

FIELD GOALS	FGM/FGA	PERCENT	RESULTS
Spencer Shrader	5-5	100.0	29G, 33G, 36G, 28G, 45G
TOTAL	5-5	100.0	

Team Statistics

	Broncos	Colts
First Downs	23	26
3rd-Down Eff. (Made/Att/Pct)	4/9/44%	6/13/46%
4th-Down Eff. (Made/Att/Pct)	0/0/0%	0/2/0%
Total Net Yards	324	473
Total Plays	54	67
Yards Per Play	6.0	7.1
Rushes/Net Yards	24/118	32/167
Net Passing	206	306
Pass Attempts/Completions	30/22	34/23
Had Intercepted	1	0
Sacked/Yards Lost	0/0	1/10
Punts/Average	3/44.7	0/0.0
Penalties/Yards	8/83	11/68
Fumbles/Lost	0/0	0/0
Possession Time	27:53	32:07





**LAST GAME
PLAY-BY-PLAY**

National Football League Game Summary

NFL Copyright © 2025 by The National Football League. All rights reserved. This summary and play-by-play is for the express purpose of assisting media in their coverage of the game; any other use of this material is prohibited without the written permission of the National Football League.

Date: Sunday, 9/14/2025

Denver Broncos at Indianapolis Colts

Start Time: 4:05 PM EDT

at Lucas Oil Stadium, Indianapolis, IN

Game Day Weather

Game Weather: Sunny
Retractable Roof - Closed on Artificial Turf

Temp: 85° F (29.4° C) Humidity: 46%, Wind: SE 2 mph
Outdoor Weather: Sunny, 85 degr. Wind SE at 2 mph

Officials

Referee: Wrolstad, Craig (4) Umpire: Cruse, Brandon (22) Down Judge: Short, Danny (113)
Line Judge: Bergman, Brett (17) Field Judge: Boger, Trawick (23) Side Judge: Steratore, Frank (132)
Back Judge: Martinez, Rich (39) Replay Official: Anderson, Gavin (0)

Lineups

Denver Broncos			Indianapolis Colts				
Offense		Defense	Offense		Defense		
TE 82	A.Trautman	OLB 15	N.Bonitto	WR 11	M.Pittman	DE 51	K.Paye
TE 85	L.Krull	DL 99	Z.Allen	TE 84	T.Warren	DT 92	N.Gallimore
LT 72	G.Bolles	DT 93	D.Jones	LT 79	B.Raimann	DT 90	G.Stewart
LG 74	B.Powers	DL 98	J.Franklin-Myers	LG 56	Q.Nelson	DT 99	D.Buckner
C 60	L.Wattenberg	OLB 0	J.Cooper	C 60	T.Bortolini	DE 52	S.Ebukam
RG 77	Q.Meinerz	ILB 49	A.Singleton	RG 71	M.Goncalves	LB 48	J.Bachie
RT 69	M.McGlinchey	CB 23	J.Barron	RT 72	B.Smith	LB 44	Z.Franklin
WR 14	C.Sutton	CB 2	P.Surtain	WR 1	J.Downs	CB 4	X.Howard
QB 10	B.Nix	CB 21	R.Moss	WR 14	A.Pierce	CB 29	M.Blackmon
FB 46	A.Prentice	S 9	T.Hufanga	QB 17	D.Jones	S 20	N.Cross
RB 27	J.Dobbins	S 22	B.Jones	RB 28	J.Taylor	S 0	C.Bynum

Substitutions

TE 1 E.Engram, K 3 W.Lutz, WR 5 T.Sherfield, S 6 P.Locke, WR 11 T.Franklin, RB 12 R.Harvey, WR 13 P.Bryant, P 16 J.Crawshaw, WR 19 M.Mims, DB 26 D.Key, RB 28 T.Badie, CB 29 J.McMillian, CB 31 K.Abrams-Draine, S 34 J.Skinner, ILB 40 J.Strnad, ILB 47 K.Reid, LS 48 M.Fraboni, LB 50 G.Wallow, OLB 52 J.Elliss, C 54 A.Forsyth, T 63 A.Palczewski, T 79 M.Peart, OLB 92 D.Tillman, DL 94 J.Jackson, DL 96 E.Uwazurike

Substitutions

K 3 S.Shrader, WR 6 A.Gould, P 8 R.Sanchez, WR 10 A.Mitchell, WR 16 A.Dulin, RB 21 D.Giddens, CB 23 K.Moore, S 25 R.Thomas, S 32 D.Scott, CB 35 J.Edwards, CB 38 C.Lammons, LS 46 L.Rhodes, LB 50 S.Olubi, LB 55 C.Muma, LB 59 C.McGrone, C 63 D.Pinter, G 68 D.Tucker, T 75 J.Travis, TE 81 M.Alie-Cox, TE 85 A.Ogletree, DE 91 J.Tuimoloau, DE 94 T.Lewis, DT 95 A.Adebawore, DT 98 E.Johnson

Did Not Play

QB 8 J.Stidham

Did Not Play

QB 5 A.Richardson, RB 37 U.Bentley

Not Active

3QB 4 S.Ehlinger, RB 38 J.McLaughlin, TE 45 N.Adkins, OLB 51 Q.Robinson, LB 57 D.Greenlaw, T 73 F.Crum, DE 95 S.Jones

Not Active

CB 7 C.Ward, 3QB 15 R.Leonard, RB 31 T.Goodson, T 67 L.Tenuta, TE 86 W.Mallory, DE 97 L.Latu

Field Goals (made () & missed)

Player	Attempts	1	2	3	4	OT	Total
W.Lutz	42RU						
S.Shrader	(29) (33) (36) (28) (45)						
VISITOR: Denver Broncos		7	14	7	0	0	28
HOME: Indianapolis Colts		6	14	3	6	0	29

Scoring Plays

Team	Qtr	Time	Play Description (Extra Point) (Drive Info)	Visitor	Home
Colts	1	11:51	S.Shrader 29 yd. Field Goal (9-61, 3:09)	0	3
Broncos	1	8:24	M.Mims 23 yd. pass from B.Nix (W.Lutz kick) (6-64, 3:27)	7	3
Colts	1	4:19	S.Shrader 33 yd. Field Goal (8-55, 4:05)	7	6
Colts	2	14:12	D.Jones 1 yd. run (S.Shrader kick) (7-85, 3:30)	7	13
Broncos	2	10:42	T.Franklin 3 yd. pass from B.Nix (W.Lutz kick) (7-67, 3:30)	14	13
Broncos	2	3:03	A.Trautman 2 yd. pass from B.Nix (W.Lutz kick) (10-50, 4:25)	21	13
Colts	2	1:31	J.Taylor 7 yd. pass from D.Jones (S.Shrader kick) (6-81, 1:32)	21	20
Broncos	3	11:13	J.Dobbins 5 yd. run (W.Lutz kick) (7-60, 3:47)	28	20
Colts	3	5:42	S.Shrader 36 yd. Field Goal (10-42, 5:31)	28	23

National Football League Game Summary

NFL Copyright © 2025 by The National Football League. All rights reserved. This summary and play-by-play is for the express purpose of assisting media in their coverage of the game; any other use of this material is prohibited without the written permission of the National Football League.

Colts	4	8:33	S.Shrader 28 yd. Field Goal (7-81, 2:52)	28	26
Colts	4	0:00	S.Shrader 45 yd. Field Goal (9-41, 3:15)	28	29
Paid Attendance: 63,910				Time: 3:03	

Denver Broncos vs Indianapolis Colts
9/14/2025 at Lucas Oil Stadium

Final Team Statistics

	Visitor Broncos	Home Colts
TOTAL FIRST DOWNS	23	26
By Rushing	7	6
By Passing	11	16
By Penalty	5	4
THIRD DOWN EFFICIENCY	4-9-44.4%	6-13-46.2%
FOURTH DOWN EFFICIENCY	0-0-0.0%	0-2-0.0%
TOTAL NET YARDS	324	473
Total Offensive Plays (inc. times thrown passing)	54	67
Average gain per offensive play	6.0	7.1
NET YARDS RUSHING	118	167
Total Rushing Plays	24	32
Average gain per rushing play	4.9	5.2
Tackles for a loss-number and yards	4-5	2-7
NET YARDS PASSING	206	306
Times thrown - yards lost attempting to pass	0-0	1-10
Gross yards passing	206	316
PASS ATTEMPTS-COMPLETIONS-HAD INTERCEPTED	30-22-1	34-23-0
Avg gain per pass play (inc.# thrown passing)	6.9	8.7
KICKOFFS Number-In End Zone-Touchbacks	5-1-0	7-1-1
PUNTS Number and Average	3-44.7	0-0.0
Had Blocked	0	0
FGs - PATs Had Blocked	0-0	0-0
Net Punting Average	43.3	0.0
TOTAL RETURN YARDAGE (Not Including Kickoffs)	0	4
No. and Yards Punt Returns	0-0	2-4
No. and Yards Kickoff Returns	5-122	5-140
No. and Yards Interception Returns	0-0	1-0
PENALTIES Number and Yards	8-83	11-68
FUMBLES Number and Lost	0-0	0-0
TOUCHDOWNS	4	2
Rushing	1	1
Passing	3	1
EXTRA POINTS Made-Attempts	4-4	2-2
Kicking Made-Attempts	4-4	2-2
FIELD GOALS Made-Attempts	0-1	5-5
RED ZONE EFFICIENCY	3-3-100%	2-6-33%
GOAL TO GO EFFICIENCY	2-2-100%	2-2-100%
SAFETIES	0	0
FINAL SCORE	28	29
TIME OF POSSESSION	27:53	32:07

Ball Possession And Drive Chart

Denver Broncos

#	Time Recd	Time Lost	Time Poss	How Ball Obtained	Drive Began	# Play	Yds Gain	Yds Pen	Net Yds	1st Down	Last Scrm	How Given Up
1	11:51	8:24	3:27	Kickoff	DEN 36	6	64	0	64	4	IND 23	Touchdown
2	4:19	2:42	1:37	Kickoff	DEN 35	3	7	0	7	0	DEN 42	Punt
3	14:12	10:42	3:30	Kickoff	DEN 33	7	67	0	67	4	* IND 3	Touchdown
4	7:28	3:03	4:25	Downs	50	10	29	21	50	7	* IND 2	Touchdown
5	1:31	0:18	1:13	Kickoff	DEN 32	3	4	0	4	0	DEN 36	Punt
6	15:00	11:13	3:47	Kickoff	DEN 40	7	60	0	60	3	* IND 5	Touchdown
7	5:42	2:43	2:59	Kickoff	DEN 35	6	25	-5	20	1	IND 45	Punt
8	13:02	11:25	1:37	Downs	50	3	7	15	22	1	IND 28	Interception
9	8:33	3:15	5:18	Kickoff	DEN 35	10	61	-20	41	3	IND 24	Missed FG

(346) Average DEN 38

Indianapolis Colts

#	Time Recd	Time Lost	Time Poss	How Ball Obtained	Drive Began	# Play	Yds Gain	Yds Pen	Net Yds	1st Down	Last Scrm	How Given Up
1	15:00	11:51	3:09	Kickoff	IND 28	9	46	15	61	4	* DEN 11	Field Goal
2	8:24	4:19	4:05	Kickoff	IND 30	8	55	0	55	2	* DEN 15	Field Goal
3	2:42	14:12	3:30	Punt	IND 15	7	62	23	85	4	* DEN 1	Touchdown
4	10:42	7:28	3:14	Kickoff	IND 28	6	27	-5	22	1	50	Downs
5	3:03	1:31	1:32	Kickoff	IND 19	6	81	0	81	4	* DEN 7	Touchdown
6	0:18	0:00	0:18	Punt	IND 7	1	1	0	1	0	IND 7	End of Half
7	11:13	5:42	5:31	Kickoff	IND 40	10	47	-5	42	4	* DEN 18	Field Goal
8	2:43	13:02	4:41	Punt	IND 8	9	47	-5	42	2	50	Downs
9	11:25	8:33	2:52	Interception	IND 9	7	81	0	81	2	* DEN 10	Field Goal
10	3:15	0:00	3:15	Missed FG	IND 32	9	26	15	41	3	DEN 27	Field Goal

(216) Average IND 22

* inside opponent's 20

Time of Possession by Quarter		1st	2nd	3rd	4th	OT	Total
Visitor	Denver Broncos	5:04	9:08	6:46	6:55		27:53
Home	Indianapolis Colts	9:56	5:52	8:14	8:05		32:07
Kickoff Drive No.-Start Average		Broncos: 7 - DEN 35			Colts: 5 - IND 29		

Denver Broncos vs Indianapolis Colts
9/14/2025 at Lucas Oil Stadium

First Half Summary

PERIOD SCORES

Broncos	7 14 = 21
Colts	6 14 = 20

TIME OF POSSESSION

Broncos	14:12
Colts	15:48

Scoring Plays

Team	Qtr	Time	Play Description (Extra Point) (Drive Info)	Visitor	Home
Colts	1	11:51	S.Shrader 29 yd. Field Goal (9-61, 3:09)	0	3
Broncos	1	8:24	M.Mims 23 yd. pass from B.Nix (W.Lutz kick) (6-64, 3:27)	7	3
Colts	1	4:19	S.Shrader 33 yd. Field Goal (8-55, 4:05)	7	6
Colts	2	14:12	D.Jones 1 yd. run (S.Shrader kick) (7-85, 3:30)	7	13
Broncos	2	10:42	T.Franklin 3 yd. pass from B.Nix (W.Lutz kick) (7-67, 3:30)	14	13
Broncos	2	3:03	A.Trautman 2 yd. pass from B.Nix (W.Lutz kick) (10-50, 4:25)	21	13
Colts	2	1:31	J.Taylor 7 yd. pass from D.Jones (S.Shrader kick) (6-81, 1:32)	21	20

	Denver Broncos	Indianapolis Colts
TOTAL FIRST DOWNS	15	15
First Downs Rushing-Passing-by Penalty	3 - 8 - 4	3 - 10 - 2
THIRD DOWN EFFICIENCY	1-3-33.3%	3-6-50.0%
TOTAL NET YARDS	171	272
Total Offensive Plays	29	35
NET YARDS RUSHING	52	36
NET YARDS PASSING	119	236
Gross Yards Passing	119	236
Times thrown-yards lost attempting to pass	0-0	0-0
Pass Attempts-Completions-Had Intercepted	18 - 14 - 0	19 - 13 - 0
Punts-Number and Average	2 - 48.5	0 - 0.0
Penalties-Number and Yards	3 - 38	7 - 38
Fumbles-Number and Lost	0 - 0	0 - 0
Red Zone Efficiency	2-2-100%	2-4-50%
Average Drive Start	DEN 37	IND 21

Denver Broncos

Indianapolis Colts

RUSHING						RUSHING					
	ATT	YDS	AVG	LG	TD		ATT	YDS	AVG	LG	TD
J.Dobbins	7	34	4.9	18	0	J.Taylor	11	38	3.5	6	0
T.Franklin	1	11	11.0	11	0	T.Warren	1	0	0.0	0	0
R.Harvey	3	7	2.3	3	0	D.Jones	4	-2	-0.5	2	1
Total	11	52	4.7	18	0	Total	16	36	2.3	6	1

PASSING										PASSING									
	ATT	CMP	YDS	SK/YD	TD	LG	IN	RT		ATT	CMP	YDS	SK/YD	TD	LG	IN	RT		
B.Nix	18	14	119	0/0	3	42	0	133.8	D.Jones	19	13	236	0/0	1	44	0	128.4		
Total	18	14	119	0/0	3	42	0	133.8	Total	19	13	236	0/0	1	44	0	128.4		

PASS RECEIVING								PASS RECEIVING							
	TAR	REC	YDS	AVG	LG	TD		TAR	REC	YDS	AVG	LG	TD		
T.Franklin	7	6	65	10.8	42	1	J.Downs	5	3	38	12.7	19	0		
A.Trautman	3	3	10	3.3	7	1	A.Pierce	3	2	55	27.5	44	0		
P.Bryant	2	2	18	9.0	12	0	T.Warren	3	2	55	27.5	41	0		
M.Mims	1	1	23	23.0	23	1	J.Taylor	2	2	50	25.0	43	1		
T.Sherfield	1	1	3	3.0	3	0	A.Mitchell	3	2	20	10.0	12	0		
T.Badie	1	1	0	0.0	0	0	M.Pittman	1	1	10	10.0	10	0		
C.Sutton	2	0	0	0.0	0	0	M.Alie-Cox	1	1	8	8.0	8	0		
J.Dobbins	1	0	0	0.0	0	0									
Total	18	14	119	8.5	42	3	Total	18	13	236	18.2	44	1		

Denver Broncos

Regular Defensive Plays

Special Teams

Misc

Play By Play

First Quarter

9/14/2025

DEN wins the coin toss and elects to defer. IND elects to Receive, and DEN elects to defend the north goal.

W.Lutz kicks 61 yards from DEN 35 to IND 4. A.Dulin to IND 28 for 24 yards (T.Badie; J.Skinner).

Indianapolis Colts at 15:00, (1st play from scrimmage 14:54)

1-10-IND 28 (14:54) (Shotgun) J.Taylor up the middle to IND 32 for 4 yards (N.Bonitto).

2-6-IND 32 (14:29) (No Huddle, Shotgun) D.Jones pass deep left to J.Downs to DEN 49 for 19 yards (T.Hufanga) [Z.Allen]. DEN-Z.Allen was injured during the play. P1

Timeout at 14:18.

1-10-DEN 49 (13:58) D.Jones pass incomplete deep middle to A.Mitchell (P.Surtain).

2-10-DEN 49 (13:51) (Shotgun) D.Jones pass short right to J.Downs pushed ob at DEN 39 for 10 yards (B.Jones). P2

1-10-DEN 39 (13:14) D.Jones pass short left to M.Pittman to DEN 29 for 10 yards (P.Surtain). P3

PENALTY on DEN-N.Bonitto, Roughing the Passer, 15 yards, enforced at DEN 29. X4

1-10-DEN 14 (12:51) (Shotgun) D.Jones pass incomplete short right to J.Downs.

2-10-DEN 14 (12:46) (Shotgun) J.Taylor up the middle to DEN 11 for 3 yards (Z.Allen).

3-7-DEN 11 (12:02) (Shotgun) D.Jones pass incomplete short left [N.Bonitto].

4-7-DEN 11 **(11:54) S.Shrader 29 yard field goal is GOOD, Center-L.Rhodes, Holder-R.Sanchez.**

Timeout at 11:51.

DEN 0 IND 3, 9 plays, 61 yards, 1 penalty, 3:09 drive, 3:09 elapsed

S.Shrader kicks 49 yards from IND 35 to DEN 16. R.Harvey to DEN 36 for 20 yards (S.Olubi; A.Ogletree).

Denver Broncos at 11:51, (1st play from scrimmage 11:47)

1-10-DEN 36 (11:47) J.Dobbins right guard to IND 46 for 18 yards (C.Bynum, J.Bachie). R1

1-10-IND 46 (11:09) (Shotgun) J.Dobbins up the middle to IND 43 for 3 yards (G.Stewart).

2-7-IND 43 (10:30) J.Dobbins left tackle to IND 36 for 7 yards (N.Cross). R2

1-10-IND 36 (9:53) B.Nix pass short middle to A.Trautman to IND 35 for 1 yard (J.Bachie).

2-9-IND 35 (9:13) (No Huddle, Shotgun) B.Nix pass short left to P.Bryant to IND 23 for 12 yards (Z.Franklin). P3

1-10-IND 23 **(8:30) (Shotgun) B.Nix pass deep left to M.Mims for 23 yards, TOUCHDOWN.** P4

W.Lutz extra point is GOOD, Center-M.Fraboni, Holder-J.Crawshaw.

Timeout at 08:24.

DEN 7 IND 3, 6 plays, 64 yards, 3:27 drive, 6:36 elapsed

W.Lutz kicks 64 yards from DEN 35 to IND 1. A.Gould to IND 30 for 29 yards (D.Key).

Indianapolis Colts at 8:24, (1st play from scrimmage 8:18)

1-10-IND 30 (8:18) J.Taylor left tackle to IND 35 for 5 yards (T.Hufanga).

2-5-IND 35 (7:40) (Shotgun) J.Taylor left guard to IND 39 for 4 yards (T.Hufanga; P.Surtain).

3-1-IND 39 (6:58) (Shotgun) D.Jones scrambles right end ran ob at IND 41 for 2 yards (A.Singleton). R5

1-10-IND 41 (6:17) (Shotgun) D.Jones pass deep left to T.Warren ran ob at DEN 18 for 41 yards (T.Hufanga). P6

1-10-DEN 18 (5:55) D.Jones pass short left to M.Alie-Cox pushed ob at DEN 10 for 8 yards (A.Singleton; B.Jones).

2-2-DEN 10 (5:13) (Shotgun) D.Jones right end to DEN 15 for -5 yards (J.Elliss).

3-7-DEN 15 (4:27) (Shotgun) D.Jones pass incomplete short left to A.Pierce (R.Moss).

4-7-DEN 15 **(4:22) S.Shrader 33 yard field goal is GOOD, Center-L.Rhodes, Holder-R.Sanchez.**

Timeout at 04:19.

DEN 7 IND 6, 8 plays, 55 yards, 4:05 drive, 10:41 elapsed

S.Shrader kicks 65 yards from IND 35 to end zone, Touchback to the DEN 35.

Denver Broncos at 4:19

1-10-DEN 35 (4:19) J.Dobbins right end to DEN 39 for 4 yards (D.Buckner; G.Stewart).

2-6-DEN 39 (3:38) R.Harvey right end to DEN 42 for 3 yards (G.Stewart).

3-3-DEN 42 (2:56) (Shotgun) B.Nix pass incomplete deep right to C.Sutton.

4-3-DEN 42 (2:52) J.Crawshaw punts 47 yards to IND 11, Center-M.Fraboni. A.Gould to IND 15 for 4 yards (M.Fraboni; G.Wallow).

Timeout at 02:42.

Indianapolis Colts at 2:42

1-10-IND 15 (2:42) (Shotgun) D.Jones pass incomplete deep right to A.Ogletree.

PENALTY on DEN-P.Surtain, Defensive Pass Interference, 23 yards, enforced at IND 15 - No Play.

1-10-IND 38 (2:37) (Shotgun) D.Jones pass incomplete deep right to T.Warren (B.Jones). X7

Denver Broncos vs Indianapolis Colts at Lucas Oil Stadium

2-10-IND 38 (2:31) (Shotgun) D.Jones pass short right to A.Mitchell to IND 46 for 8 yards (P.Surtain).
 3-2-IND 46 (1:50) (Shotgun) D.Jones pass short right to J.Taylor pushed ob at DEN 11 for 43 yards (P.Surtain).
1-10-DEN 11 (1:23) (No Huddle, Shotgun) J.Taylor right end to DEN 7 for 4 yards (D.Jones).
 2-6-DEN 7 (:42) (Shotgun) J.Taylor right guard to DEN 1 for 6 yards (T.Hufanga; J.Cooper).

P8

R9

END OF QUARTER

	Score	Time Poss	First Downs				Efficiencies	
			R	P	X	T	3 Down	4 Down
Denver Broncos	7	5:04	2	2	0	4	0/1	0/0
Indianapolis Colts	6	9:56	2	5	2	9	2/4	0/0

Second Quarter

9/14/2025

Play By Play

Indianapolis Colts continued.

<u>1-1-DEN 1</u>	(15:00) D.Jones up the middle to DEN 1 for no gain (J.Cooper).	
2-1-DEN 1	(14:29) (No Huddle) D.Jones left guard to DEN 1 for no gain (A.Singleton). <i>PENALTY on DEN-E.Uwazurike, Defensive Offside, 0 yards, enforced at DEN 1 - No Play.</i>	
2-1-DEN 1	(14:16) D.Jones up the middle for 1 yard, TOUCHDOWN. S.Shrader extra point is GOOD, Center-L.Rhodes, Holder-R.Sanchez.	R10

Timeout at 14:12.

DEN 7 IND 13, 7 plays, 85 yards, 2 penalties, 3:30 drive, 0:48 elapsed

S.Shrader kicks 56 yards from IND 35 to DEN 9. M.Mims to DEN 33 for 24 yards (J.Bachie; A.Adebawore).

Denver Broncos at 14:12, (1st play from scrimmage 14:05)

1-10-DEN 33	(14:05) (Shotgun) B.Nix pass short left to T.Franklin to DEN 30 for -3 yards (K.Moore).	
2-13-DEN 30	(13:39) (No Huddle, Shotgun) B.Nix pass deep left to T.Franklin ran ob at IND 28 for 42 yards.	P5
<u>1-10-IND 28</u>	(13:09) (No Huddle, Shotgun) R.Harvey left guard to IND 25 for 3 yards (G.Stewart).	
2-7-IND 25	(12:29) B.Nix pass short right to A.Trautman to IND 18 for 7 yards (M.Blackmon).	P6
<u>1-10-IND 18</u>	(11:50) (Shotgun) B.Nix pass short left to T.Franklin to IND 2 for 16 yards (C.Bynum).	P7
<u>1-2-IND 2</u>	(11:23) (No Huddle) J.Dobbins up the middle to IND 3 for -1 yards (G.Stewart).	
2-3-IND 3	(10:46) B.Nix pass short right to T.Franklin for 3 yards, TOUCHDOWN. W.Lutz extra point is GOOD, Center-M.Fraboni, Holder-J.Crawshaw.	P8

Timeout at 10:42.

DEN 14 IND 13, 7 plays, 67 yards, 3:30 drive, 4:18 elapsed

W.Lutz kicks 61 yards from DEN 35 to IND 4. A.Gould to IND 28 for 24 yards (D.Key).

Indianapolis Colts at 10:42, (1st play from scrimmage 10:38)

1-10-IND 28	(10:38) J.Taylor left tackle to IND 30 for 2 yards (J.Jackson).	
2-8-IND 30	(9:59) (Shotgun) D.Jones pass short middle to A.Pierce to IND 41 for 11 yards (P.Surtain).	P11
<u>1-10-IND 41</u>	(9:14) (Shotgun) D.Jones pass short left to J.Taylor to IND 45 for 4 yards (A.Singleton). <i>PENALTY on IND-A.Pierce, Illegal Shift, 5 yards, enforced at IND 41 - No Play.</i>	
1-15-IND 36	(8:50) (Shotgun) D.Jones pass short left to A.Mitchell ran ob at IND 48 for 12 yards.	
2-3-IND 48	(8:08) (Shotgun) D.Jones pass incomplete short middle to J.Downs (J.Barron).	
3-3-IND 48	(8:04) (Shotgun) J.Taylor up the middle to 50 for 2 yards (J.Strnad). DEN-P.Surtain was injured during the play.	

Timeout at 07:48.

4-1-50	(7:32) (Shotgun) T.Warren left tackle to 50 for no gain (D.Tillman).	
--------	--	--

Denver Broncos at 7:28

1-10-50	(7:28) T.Franklin right end to IND 39 for 11 yards (M.Blackmon).	R9
<u>1-10-IND 39</u>	(7:04) (No Huddle, Shotgun) B.Nix pass short middle to T.Sherfield to IND 36 for 3 yards (J.Bachie).	
2-7-IND 36	(6:33) (No Huddle, Shotgun) R.Harvey up the middle to IND 35 for 1 yard (A.Adebawore; K.Moore).	
3-6-IND 35	(5:49) (Shotgun) B.Nix pass short left to P.Bryant to IND 29 for 6 yards (N.Cross; X.Howard). Indianapolis challenged the first down ruling, and the play was Upheld. The ruling on the field stands. (Timeout #1.)	P10
<u>1-10-IND 29</u>	(5:19) (Shotgun) B.Nix pass short left to T.Franklin to IND 26 for 3 yards (N.Cross; X.Howard).	
2-7-IND 26	(4:45) (Shotgun) B.Nix pass incomplete short right to J.Dobbins (Z.Franklin). ** Injury Update: DEN-P.Surtain return is Questionable.	
3-7-IND 26	(4:39) (Shotgun) B.Nix pass incomplete short left to C.Sutton. <i>PENALTY on IND-X.Howard, Defensive Pass Interference, 6 yards, enforced at IND 26 - No Play.</i> <i>PENALTY on IND, Unsportsmanlike Conduct, 10 yards, enforced between downs.</i>	X11, X12
<u>1-10-IND 10</u>	(4:36) J.Dobbins up the middle to IND 6 for 4 yards (N.Cross).	
2-6-IND 6	(3:59) B.Nix pass incomplete short left to L.Krull. <i>PENALTY on IND-X.Howard, Defensive Holding, 3 yards, enforced at IND 6 - No Play.</i>	X13
<u>1-3-IND 3</u>	(3:52) (Shotgun) B.Nix pass incomplete short right to C.Sutton.	
2-3-IND 3	(3:49) (Shotgun) B.Nix pass incomplete short left to C.Sutton. <i>PENALTY on IND-X.Howard, Defensive Pass Interference, 2 yards, enforced at IND 3 - No Play.</i>	X14
<u>1-1-IND 1</u>	(3:45) A.Palczewski reported in as eligible. J.Dobbins up the middle to IND 2 for -1 yards (D.Buckner).	
2-2-IND 2	(3:06) (Shotgun) A.Palczewski reported in as eligible. B.Nix pass short right to A.Trautman for 2 yards, TOUCHDOWN.	P15

Denver Broncos vs Indianapolis Colts at Lucas Oil Stadium

W.Lutz extra point is GOOD, Center-M.Fraboni, Holder-J.Crawshaw.

Timeout at 03:03.

DEN 21 IND 13, 10 plays, 50 yards, 4 penalties, 4:25 drive, 11:57 elapsed

W.Lutz kicks 65 yards from DEN 35 to IND 0. A.Gould to IND 24 for 24 yards (P.Locke).

PENALTY on IND, Illegal Formation, 5 yards, enforced at IND 24.

Indianapolis Colts at 3:03, (1st play from scrimmage 2:58)

- 1-10-IND 19 (2:58) (Shotgun) J.Taylor right guard to IND 25 for 6 yards (B.Jones; J.Strnad). ** Injury Update: DEN-P.Surtain has returned to the game.
- 2-4-IND 25 (2:22) (Shotgun) J.Taylor right tackle to IND 26 for 1 yard (Z.Allen; J.Cooper).

Two-Minute Warning

- 3-3-IND 26 (2:00) (Shotgun) D.Jones pass short left to J.Downs pushed ob at IND 35 for 9 yards (R.Moss). P12
Penalty on DEN-J.Barron, Illegal Contact, declined.

- 1-10-IND 35 (1:54) (Shotgun) D.Jones pass deep right to A.Pierce to DEN 21 for 44 yards (R.Moss). P13
Penalty on DEN-R.Moss, Defensive Pass Interference, declined.
Penalty on DEN, Illegal Contact, declined.

- 1-10-DEN 21 (1:46) (Shotgun) D.Jones pass short left to T.Warren to DEN 7 for 14 yards (A.Singleton; R.Moss). IND-Q.Nelson was injured during the play. P14
Timeout #2 by IND at 01:36.

- 1-7-DEN 7 (1:36) (Shotgun) **D.Jones pass short right to J.Taylor for 7 yards, TOUCHDOWN.** P15
S.Shrader extra point is GOOD, Center-L.Rhodes, Holder-R.Sanchez.

DEN 21 IND 20, 6 plays, 81 yards, 1:32 drive, 13:29 elapsed

S.Shrader kicks 61 yards from IND 35 to DEN 4. R.Harvey to DEN 32 for 28 yards (C.McGrone; J.Bachie).

Denver Broncos at 1:31, (1st play from scrimmage 1:25)

- 1-10-DEN 32 (1:25) (Shotgun) B.Nix pass short middle to T.Franklin to DEN 36 for 4 yards (N.Cross).
- 2-6-DEN 36 (1:00) (No Huddle, Shotgun) B.Nix pass short left to T.Badie to DEN 36 for no gain (Z.Franklin).
- 3-6-DEN 36 (:33) (No Huddle, Shotgun) B.Nix pass incomplete deep middle to T.Franklin.
- 4-6-DEN 36 (:29) J.Crawshaw punts 50 yards to IND 14, Center-M.Fraboni. A.Gould pushed ob at IND 22 for 8 yards (D.Key).
PENALTY on IND-D.Scott, Offensive Holding, 7 yards, enforced at IND 14.

Indianapolis Colts at 0:18

- 1-10-IND 7 (:18) (Shotgun) J.Taylor up the middle to IND 8 for 1 yard (A.Singleton). ** Injury Update: IND-Q.Nelson has returned to the game.

END OF QUARTER

	Score	Time Poss	First Downs				Efficiencies	
			R	P	X	T	3 Down	4 Down
Denver Broncos	21	9:08	1	6	4	11	1/2	0/0
Indianapolis Colts	20	5:52	1	5	0	6	1/2	0/1

Third Quarter

9/14/2025

Play By Play

DEN elects to Receive, and IND elects to defend the South goal.

S.Shrader kicks 39 yards from IND 35 to DEN 26, short of landing zone.

PENALTY on IND, Kickoff Short of Landing Zone, placed at DEN 40.

Denver Broncos at 15:00

1-10-DEN 40	(15:00) J.Dobbins right tackle to DEN 45 for 5 yards (D.Buckner).	
2-5-DEN 45	(14:18) (Shotgun) B.Nix pass short right to M.Mims to DEN 46 for 1 yard (N.Cross).	
3-4-DEN 46	(13:39) (Shotgun) B.Nix scrambles up the middle to IND 36 for 18 yards (R.Thomas).	R16
<u>1-10-IND 36</u>	(13:13) (No Huddle, Shotgun) B.Nix pass short left to C.Sutton to IND 30 for 6 yards (X.Howard).	
2-4-IND 30	(12:35) (Shotgun) B.Nix pass short middle to R.Harvey to IND 14 for 16 yards (C.Bynum; Z.Franklin).	P17
<u>1-10-IND 14</u>	(12:01) (No Huddle, Shotgun) B.Nix pass short left to T.Franklin to IND 5 for 9 yards (Z.Franklin).	
2-1-IND 5	(11:17) J.Dobbins right guard for 5 yards, TOUCHDOWN.	R18
	W.Lutz extra point is GOOD, Center-M.Fraboni, Holder-J.Crawshaw.	

Timeout at 11:13.

DEN 28 IND 20, 7 plays, 60 yards, 3:47 drive, 3:47 elapsed

W.Lutz kicks 64 yards from DEN 35 to IND 1. A.Dulin pushed ob at IND 40 for 39 yards (K.Abrams-Draine).

Indianapolis Colts at 11:13, (1st play from scrimmage 11:06)

1-10-IND 40	(11:06) D.Jones pass short left to T.Warren to DEN 45 for 15 yards (T.Hufanga).	P16
<u>1-10-DEN 45</u>	(10:20) (Shotgun) D.Jones scrambles left end to DEN 43 for 2 yards (N.Bonitto).	
	<i>PENALTY on DEN-J.Cooper, Illegal Contact, 5 yards, enforced at DEN 43.</i>	X17
<u>1-10-DEN 38</u>	(9:43) D.Jones pass short middle to M.Pittman to DEN 26 for 12 yards (P.Surtain).	P18
<u>1-10-DEN 26</u>	(9:01) (Shotgun) D.Jones pass short left to M.Pittman pushed ob at DEN 20 for 6 yards (P.Surtain).	
2-4-DEN 20	(8:21) (Shotgun) D.Jones pass incomplete short right to M.Pittman.	
3-4-DEN 20	(8:17) (Shotgun) D.Jones pass short right to J.Downs to DEN 15 for 5 yards (J.McMillian).	P19
<u>1-10-DEN 15</u>	(7:41) (Shotgun) J.Taylor right tackle to DEN 6 for 9 yards (P.Surtain; D.Tillman).	
2-1-DEN 6	(7:13) (No Huddle, Shotgun) J.Taylor left end ran ob at DEN 4 for 2 yards (J.Barron).	
	<i>PENALTY on IND-B.Raimann, Offensive Holding, 10 yards, enforced at DEN 6 - No Play.</i>	
2-11-DEN 16	(6:49) (Shotgun) D.Jones sacked at DEN 26 for -10 yards (J.Strnad).	
	<i>Penalty on IND-B.Raimann, Offensive Holding, declined.</i>	
3-21-DEN 26	(6:23) (Shotgun) J.Taylor up the middle to DEN 18 for 8 yards (B.Jones).	
4-13-DEN 18	(5:46) S.Shrader 36 yard field goal is GOOD, Center-L.Rhodes, Holder-R.Sanchez.	

Timeout at 05:42.

DEN 28 IND 23, 10 plays, 42 yards, 1 penalty, 5:31 drive, 9:18 elapsed

S.Shrader kicks 58 yards from IND 35 to DEN 7. M.Mims to DEN 35 for 28 yards (C.Lammons).

Denver Broncos at 5:42, (1st play from scrimmage 5:36)

1-10-DEN 35	(5:36) (Shotgun) B.Nix pass incomplete short right to R.Harvey.	
2-10-DEN 35	(5:32) R.Harvey right end to DEN 35 for no gain (N.Cross).	
3-10-DEN 35	<i>(4:54) (Shotgun) PENALTY on DEN-E.Ingram, False Start, 5 yards, enforced at DEN 35 - No Play.</i>	
3-15-DEN 30	(4:34) (Shotgun) B.Nix pass short right to T.Badie pushed ob at DEN 49 for 19 yards (M.Blackmon).	P19
<u>1-10-DEN 49</u>	(4:06) (No Huddle, Shotgun) T.Badie up the middle to IND 48 for 3 yards (S.Ebukam).	
2-7-IND 48	(3:27) B.Nix scrambles right end ran ob at IND 45 for 3 yards (M.Blackmon).	
3-4-IND 45	(2:54) (Shotgun) B.Nix pass incomplete short right to E.Ingram (N.Cross).	
4-4-IND 45	(2:50) J.Crawshaw punts 37 yards to IND 8, Center-M.Fraboni, fair catch by A.Gould.	

Timeout at 02:43.

Indianapolis Colts at 2:43

1-10-IND 8	(2:43) (Shotgun) J.Taylor right tackle to IND 10 for 2 yards (E.Uwazurike; A.Singleton).	
2-8-IND 10	(2:07) (Shotgun) D.Jones pass short left to A.Pierce to IND 16 for 6 yards (R.Moss).	
3-2-IND 16	(1:29) (Shotgun) D.Jones pass short left to T.Warren to IND 25 for 9 yards (P.Surtain).	P20
<u>1-10-IND 25</u>	<i>(1:01) (No Huddle, Shotgun) PENALTY on IND-A.Pierce, False Start, 5 yards, enforced at IND 25 - No Play.</i>	
1-15-IND 20	(:38) J.Taylor up the middle to IND 30 for 10 yards (T.Hufanga; B.Jones).	

Denver Broncos vs Indianapolis Colts at Lucas Oil Stadium

END OF QUARTER

	Score	Time Poss	First Downs				Efficiencies	
			R	P	X	T	3 Down	4 Down
Denver Broncos	28	6:46	2	2	0	4	2/3	0/0
Indianapolis Colts	23	8:14	0	4	1	5	2/3	0/0

Fourth Quarter

9/14/2025

Play By Play

Indianapolis Colts continued.

2-5-IND 30	(15:00) (Shotgun) D.Jones pass short middle to M.Pittman to IND 42 for 12 yards (R.Moss).	P21
<u>1-10-IND 42</u>	(14:17) (Shotgun) D.Jones pass incomplete deep left to A.Mitchell.	
2-10-IND 42	(14:11) (Shotgun) D.Jones pass short left to J.Downs to IND 47 for 5 yards (A.Singleton).	
3-5-IND 47	(13:29) (Shotgun) D.Jones pass short right to J.Downs to 50 for 3 yards (B.Jones).	
	<i>Penalty on IND-B.Smith, Offensive Holding, declined.</i>	
4-2-50	(13:06) (Shotgun) D.Jones pass incomplete short left to T.Warren [J.Elliss].	

Timeout at 13:02.

Denver Broncos at 13:02

1-10-50	(13:02) (Shotgun) B.Nix pass incomplete deep right.	
	<i>PENALTY on IND-T.Lewis, Roughing the Passer, 15 yards, enforced at 50 - No Play.</i>	X20
<u>1-10-IND 35</u>	(12:55) B.Nix pass short left to J.Dobbins pushed ob at IND 26 for 9 yards (J.Bachie).	
2-1-IND 26	(12:14) (Shotgun) J.Dobbins right tackle to IND 28 for -2 yards (A.Adebawore, G.Stewart).	
3-3-IND 28	(11:33) (Shotgun) B.Nix pass deep right intended for C.Sutton INTERCEPTED by C.Bynum to IND 9. C.Bynum to IND 9 for no gain (C.Sutton).	

Timeout at 11:25.

Indianapolis Colts at 11:25

1-10-IND 9	(11:25) J.Taylor up the middle to IND 18 for 9 yards (T.Hufanga; B.Jones).	
2-1-IND 18	(10:51) (Shotgun) J.Taylor right guard to IND 20 for 2 yards (A.Singleton).	R22
<u>1-10-IND 20</u>	(10:13) (Shotgun) J.Taylor right guard pushed ob at DEN 12 for 68 yards (T.Hufanga).	R23
<u>1-10-DEN 12</u>	(9:27) (Shotgun) D.Jones scrambles right end ran ob at DEN 10 for 2 yards (P.Surtain).	
2-8-DEN 10	(8:45) D.Jones pass incomplete short left to T.Warren (P.Locke).	
3-8-DEN 10	(8:40) (Shotgun) D.Jones pass incomplete short right to D.Giddens [Z.Allen].	
4-8-DEN 10	(8:37) S.Shrader 28 yard field goal is GOOD, Center-L.Rhodes, Holder-R.Sanchez.	

Timeout at 08:33.

DEN 28 IND 26, 7 plays, 81 yards, 2:52 drive, 6:27 elapsed

S.Shrader kicks 52 yards from IND 35 to DEN 13. R.Harvey to DEN 35 for 22 yards (C.Muma).

Denver Broncos at 8:33, (1st play from scrimmage 8:29)

1-10-DEN 35	(8:29) J.Dobbins right tackle to DEN 42 for 7 yards (K.Paye; M.Blackmon).	
2-3-DEN 42	(7:51) J.Dobbins left guard to DEN 44 for 2 yards (K.Moore).	
3-1-DEN 44	(7:09) J.Dobbins right guard to DEN 46 for 2 yards (D.Buckner).	R21
<u>1-10-DEN 46</u>	(6:26) (Shotgun) B.Nix right end to DEN 45 for -1 yards (D.Buckner).	
2-11-DEN 45	(5:39) (Shotgun) B.Nix pass short left to E.Engram to IND 43 for 12 yards (K.Moore; Z.Franklin).	P22
<u>1-10-IND 43</u>	(5:02) J.Dobbins right tackle to IND 20 for 23 yards (C.Bynum).	R23
	<i>PENALTY on DEN-J.Dobbins, Delay of Game, 5 yards, enforced at IND 20.</i>	
<u>1-10-IND 25</u>	(4:47) A.Palczewski reported in as eligible. J.Dobbins right end to IND 25 for no gain (Z.Franklin).	
	<i>PENALTY on DEN-A.Trautman, Face Mask, 15 yards, enforced at IND 25 - No Play.</i>	
1-25-IND 40	(4:42) (Shotgun) R.Harvey up the middle to IND 39 for 1 yard (G.Stewart; J.Bachie).	
2-24-IND 39	(3:59) (Shotgun) B.Nix pass incomplete short left to P.Bryant (T.Lewis).	
3-24-IND 39	(3:55) (Shotgun) B.Nix pass short right to T.Franklin to IND 24 for 15 yards (D.Buckner).	
4-9-IND 24	(3:19) W.Lutz 42 yard field goal is No Good, Hit Right Upright, Center-M.Fraboni, Holder-J.Crawshaw.	

Indianapolis Colts at 3:15

1-10-IND 32	(3:15) (Shotgun) J.Taylor left guard to IND 36 for 4 yards (Z.Allen; T.Hufanga).	
2-6-IND 36	(2:38) (Shotgun) J.Taylor up the middle to IND 46 for 10 yards (J.McMillian; J.Strnad).	R24

Two-Minute Warning

<u>1-10-IND 46</u>	(2:00) (Shotgun) J.Taylor left tackle to 50 for 4 yards (Z.Allen; N.Bonitto).	
	Timeout #1 by DEN at 01:55.	
2-6-50	(1:55) (Shotgun) J.Taylor left guard to 50 for no gain (Z.Allen; J.Strnad).	
	Timeout #2 by DEN at 01:50.	
3-6-50	(1:50) (Shotgun) D.Jones pass short right to A.Pierce to DEN 43 for 7 yards (P.Surtain).	P25
	Timeout #3 by DEN at 01:44.	

Denver Broncos vs Indianapolis Colts at Lucas Oil Stadium

1-10-DEN 43 (1:44) (Shotgun) J.Taylor up the middle to DEN 41 for 2 yards (E.Uwazurike).
 2-8-DEN 41 (1:02) J.Taylor left guard to DEN 40 for 1 yard (D.Tillman; A.Singleton).
 Timeout #1 by IND at 00:17.
 3-7-DEN 40 (:17) J.Taylor up the middle to DEN 42 for -2 yards (J.Cooper).
 Timeout #2 by IND at 00:03.
 4-9-DEN 42 (:03) S.Shrader 60 yard field goal is No Good, Short, Center-L.Rhodes, Holder-R.Sanchez.
PENALTY on DEN-D.Tillman, Leverage, 15 yards, enforced at DEN 42 - No Play.
1-10-DEN 27 (:00) S.Shrader 45 yard field goal is **GOOD**, Center-L.Rhodes, Holder-R.Sanchez.

X26

DEN 28 IND 29, 9 plays, 41 yards, 1 penalty, 3:15 drive, 15:00 elapsed

END OF QUARTER

	Score	Time Poss	First Downs				Efficiencies	
			R	P	X	T	3 Down	4 Down
Denver Broncos	28	6:55	2	1	1	4	1/3	0/0
Indianapolis Colts	29	8:05	3	2	1	6	1/4	0/1

Miscellaneous Statistics Report

Denver Broncos vs Indianapolis Colts
9/14/2025 at Lucas Oil Stadium

Ten Longest Plays for Denver Broncos

Yards	Qtr	Play Start	Play Description
42	2	2-13-DEN 30	(13:39) (No Huddle, Shotgun) B.Nix pass deep left to T.Franklin ran ob at IND 28 for 42 yards.
23	1	1-10-IND 23	(8:30) (Shotgun) B.Nix pass deep left to M.Mims for 23 yards, TOUCHDOWN.
19	3	3-15-DEN 30	(4:34) (Shotgun) B.Nix pass short right to T.Badie pushed ob at DEN 49 for 19 yards (M.Blackmon).
18	1	1-10-DEN 36	(11:47) J.Dobbins right guard to IND 46 for 18 yards (C.Bynum, J.Bachie).
18	3	3-4-DEN 46	(13:39) (Shotgun) B.Nix scrambles up the middle to IND 36 for 18 yards (R.Thomas).
18	4	1-10-IND 43	(5:02) J.Dobbins right tackle to IND 20 for 23 yards (C.Bynum). PENALTY on DEN-J.Dobbins, Delay of Game, 5 yards, enforced at IND 20.
16	2	1-10-IND 18	(11:50) (Shotgun) B.Nix pass short left to T.Franklin to IND 2 for 16 yards (C.Bynum).
16	3	2-4-IND 30	(12:35) (Shotgun) B.Nix pass short middle to R.Harvey to IND 14 for 16 yards (C.Bynum; Z.Franklin).
15	4	3-24-IND 39	(3:55) (Shotgun) B.Nix pass short right to T.Franklin to IND 24 for 15 yards (D.Buckner).
12	1	2-9-IND 35	(9:13) (No Huddle, Shotgun) B.Nix pass short left to P.Bryant to IND 23 for 12 yards (Z.Franklin).

Ten Longest Plays for Indianapolis Colts

Yards	Qtr	Play Start	Play Description
68	4	1-10-IND 20	(10:13) (Shotgun) J.Taylor right guard pushed ob at DEN 12 for 68 yards (T.Hufanga).
44	2	1-10-IND 35	(1:54) (Shotgun) D.Jones pass deep right to A.Pierce to DEN 21 for 44 yards (R.Moss).
43	1	3-2-IND 46	(1:50) (Shotgun) D.Jones pass short right to J.Taylor pushed ob at DEN 11 for 43 yards (P.Surtain).
41	1	1-10-IND 41	(6:17) (Shotgun) D.Jones pass deep left to T.Warren ran ob at DEN 18 for 41 yards (T.Hufanga).
25	1	1-10-DEN 39	(13:14) D.Jones pass short left to M.Pittman to DEN 29 for 10 yards (P.Surtain).
19	1	2-6-IND 32	(14:29) (No Huddle, Shotgun) D.Jones pass deep left to J.Downs to DEN 49 for 19 yards (T.Hufanga) [Z.Allen]. DEN-Z.Allen
15	3	1-10-IND 40	(11:06) D.Jones pass short left to T.Warren to DEN 45 for 15 yards (T.Hufanga).
14	2	1-10-DEN 21	(1:46) (Shotgun) D.Jones pass short left to T.Warren to DEN 7 for 14 yards (A.Singleton; R.Moss). IND-Q.Nelson was injured
12	2	1-15-IND 36	(8:50) (Shotgun) D.Jones pass short left to A.Mitchell ran ob at IND 48 for 12 yards.
12	3	1-10-DEN 38	(9:43) D.Jones pass short middle to M.Pittman to DEN 26 for 12 yards (P.Surtain).

Touchdown Scoring Information

		Offense	Defense	Special Teams
VISITOR	Denver Broncos	4	0	0
HOME	Indianapolis Colts	2	0	0

Player Scoring Information

Club	Player	TD	Rush TD	Rec TD	KO TD	Punt TD	Int TD	Fum TD	Misc TD	FG	XP	2Pt Rush	2Pt Rec	Sfty	Points
DEN	J.Dobbins	0	1	0	0	0	0	0	0	0	0	0	0	0	6
DEN	T.Franklin	0	0	1	0	0	0	0	0	0	0	0	0	0	6
DEN	A.Trautman	0	0	1	0	0	0	0	0	0	0	0	0	0	6
DEN	M.Mims	0	0	1	0	0	0	0	0	0	0	0	0	0	6
DEN	W.Lutz	0	0	0	0	0	0	0	0	0	4	0	0	0	4
IND	S.Shrader	0	0	0	0	0	0	0	0	5	2	0	0	0	17
IND	D.Jones	0	1	0	0	0	0	0	0	0	0	0	0	0	6
IND	J.Taylor	0	0	1	0	0	0	0	0	0	0	0	0	0	6

Possession Detail

	First Half		Second Half		Game	
	Visitor	Home	Visitor	Home	Visitor	Home
Largest Lead	8	6	8	1	8	6
Drives Leading	3	0	4	0	7	0
Time of Possession Leading	7:15	0:00	13:41	0:00	20:56	0:00
Largest Deficit	-6	-8	-1	-8	-6	-8
Drives Trailing	2	5	0	4	2	9
Time of Possession Trailing	6:57	12:39	0:00	16:19	6:57	28:58
Times Score Tied Up		0		0		0
Lead Changes		4		1		5

Playtime Percentage

Percent of playtime per player on offense, defense and special teams (Unofficial)

Denver Broncos					Indianapolis Colts				
		Offense	Defense	Special Teams			Offense	Defense	Special Teams
B.Powers	G	58 100%		5 18%	B.Raimann	T	71 100%		8 29%
G.Bolles	T	58 100%		5 18%	M.Goncalves	G	71 100%		8 29%
M.McGlinchey	T	58 100%		5 18%	B.Smith	T	71 100%		
Q.Meinerz	G/C	58 100%		5 18%	D.Jones	QB	71 100%		
L.Wattenberg	C	58 100%			T.Bortolini	C	71 100%		
B.Nix	QB	58 100%			Q.Nelson	G	70 99%		
T.Franklin	WR	48 83%			T.Warren	TE	66 93%		
C.Sutton	WR	45 78%			J.Taylor	RB	66 93%		
A.Trautman	TE	36 62%		5 18%	A.Pierce	WR	64 90%		
J.Dobbins	RB	26 45%			M.Pittman	WR	59 83%		
E.Engram	TE	25 43%			J.Downes	WR	41 58%		
T.Sherfield	WR	22 38%		15 54%	M.Alie-Cox	TE	25 35%		12 43%
M.Mims	WR	21 36%		7 25%	A.Ogletree	TE	12 17%		20 71%
R.Harvey	RB	19 33%		7 25%	A.Dulin	WR	10 14%		14 50%
P.Bryant	WR	14 24%			A.Mitchell	WR	7 10%		
T.Badie	RB	13 22%		8 29%	D.Giddens	RB	5 7%		
L.Krull	TE	9 16%		10 36%	D.Tucker	G	1 1%		8 29%
A.Prentice	FB	9 16%		10 36%	Z.Franklin	LB		58 100%	6 21%
A.Palczewski	T	3 5%		5 18%	N.Cross	S		58 100%	1 4%
R.Moss	CB		71 100%	8 29%	C.Bynum	S		56 97%	6 21%
A.Singleton	LB		71 100%		X.Howard	CB		56 97%	1 4%
P.Surtain	CB		70 99%	2 7%	M.Blackmon	CB		56 97%	1 4%
B.Jones	S		66 93%		D.Buckner	DT		50 86%	1 4%
T.Hufanga	S		65 92%	8 29%	J.Bachie	LB		47 81%	19 68%
J.Strnad	LB		57 80%	3 11%	K.Moore	CB		47 81%	5 18%
Z.Allen	DL		56 79%	8 29%	S.Ebukam	DE		45 78%	1 4%
J.Cooper	LB		47 66%		G.Stewart	DT		42 72%	14 50%
N.Bonitto	LB		43 61%	8 29%	K.Paye	DE		39 67%	1 4%
J.Franklin-Myers	DL		42 59%		T.Lewis	DE		35 60%	5 18%
D.Jones	DT		35 49%	8 29%	N.Gallimore	DT		11 19%	5 18%
E.Uwazurike	DL		34 48%	8 29%	A.Adebawore	DT		10 17%	19 68%
J.McMillian	CB		34 48%		R.Thomas	S		8 14%	19 68%
J.Elliss	LB		28 39%	23 82%	C.McGrone	LB		8 14%	15 54%
D.Tillman	LB		24 34%	15 54%	J.Tuimoloau	DE		5 9%	1 4%
J.Jackson	DL		18 25%	8 29%	E.Johnson	DT		5 9%	
J.Barron	CB		16 23%	5 18%	C.Muma	LB		2 3%	14 50%
P.Locke	S		3 4%	5 18%	S.Olubi	LB			19 68%
K.Abrams-Draine	CB		1 1%	11 39%	S.Shrader	K			15 54%
J.Skinner	S			23 82%	C.Lammons	CB			14 50%
G.Wallow	LB			15 54%	D.Scott	S			14 50%
D.Key	DB			15 54%	J.Travis	T			8 29%
K.Reid	LB			12 43%	L.Rhodes	LS			8 29%
W.Lutz	K			10 36%	A.Gould	WR			8 29%
M.Fraboni	LS			8 29%	D.Pinter	C			8 29%
J.Crawshaw	P			8 29%					

M.Peart	T	5	18%	R.Sanchez	P	8	29%
A.Forsyth	C	5	18%	J.Edwards	CB	2	7%