




**LOS ANGELES
CHARGERS**

GAME RELEASE

WEEK 4 vs. LAS VEGAS RAIDERS

MON. OCT. 4, 2021 | 5:15 PM PT

..... ⚡

#BOLTUP

GAME RELEASE

714.540.7100 ✦ chargers.com ✦ @chargers



Josh.Rupprecht@chargers.nfl.com ✦ Jennifer.Rojas@chargers.nfl.com ✦ Jamaal.LaFrance@chargers.nfl.com
 Brock.Anderson@chargers.nfl.com ✦ Lauren.Meyer@chargers.nfl.com ✦ Danny.Markino@chargers.nfl.com

BOLTS HOST RAIDERS ON MONDAY NIGHT FOOTBALL

The Los Angeles Chargers welcome the Las Vegas Raiders for the team's first prime-time matchup of the year, kicking off at 5:15 p.m. PT from SoFi Stadium. Steve Levy, Brian Griese, Louis Riddick and Lisa Salters have the call on ESPN while Matt "Money" Smith, Daniel Jeremiah and Shannon Farren will broadcast on the Chargers Radio Network airwaves on ALT FM-98.7. Adrian Garcia-Marquez and Francisco Pinto will present the game in Spanish on Que Buena FM 105.5/94.3.

The Chargers have won 12 of the past 18 home contests against the Raiders, scoring 20-plus points in all but five of those matchups. The Bolts last hosted the Raiders on *Monday Night Football* 25 years ago. The teams have squared off on Monday 10 times, splitting the matchups evenly, 5-5, with the Chargers winning the last three.

Los Angeles boasts some of the best offensive talent in football. **Keenan Allen** and **Mike Williams** are two of the five AFC players to have at least 250 receiving yards on the season, while **Justin Herbert** leads the NFL with 19 passes on third down to move the chains. Williams has caught a touchdown in four straight games, the longest active streak in the NFL. Defensively, **Asante Samuel Jr.**, leads all NFL rookies with two interceptions and four passes defended on the season.

The Raiders offense is led by Derek Carr, who has a league-leading 1,203 passing yards in 2021. Each of Carr's six touchdowns this season has gone to a different receiver. Las Vegas has started the season 3-0 for the first time since 2002, when they went on to represent the AFC in Super Bowl XXXVII.

The Chargers remain in Southern California next week, squaring off against the Cleveland Browns for the first time in three years. The teams kick off from SoFi Stadium on Sun., Oct. 10 at 1:05 p.m. PT.

BY THE NUMBERS

- 26** WR Mike Williams has scored 26 points this season (four touchdowns and one two-point conversion), good for the most by an AFC non-kicker this year.
- 5.9** The Los Angeles defense last week allowed 5.9 passing yards per attempt, the fewest in a divisional road victory since 2017 when the Bolts topped the Raiders in Week 6.
- 21** CB Asante Samuel Jr., turns 22 on Sun., Oct. 3. With two picks this year, he became the second player since 1982 that wasn't a first-round draft choice with multiple picks at 21-years-old.

ON THE CALL

TELEVISION: ESPN
Play-by-play: Steve Levy
Analysts: Brian Griese & Louis Riddick
Sideline: Lisa Salters

NATIONAL RADIO: WESTWOOD ONE
Play-by-play: Kevin Harlan
Analyst: Kurt Warner

CHARGERS RADIO: ALT FM-98.7
Play-by-play: Matt "Money" Smith
Analyst: Daniel Jeremiah
Sideline: Shannon Farren

SPANISH RADIO: QUE BUENA
FM-105.5/94.3
Play-by-play: Adrian Garcia-Marquez
Analyst: Francisco Pinto

CHARGERS MOBILE APP: Official team news, full game stats, live local Chargers games on the Chargers mobile app. For more details, visit Chargers.com/app.

**Geographic and device restrictions apply. Local & primetime games only. Data charges may apply.*

2021 CHARGERS SCHEDULE

PRESEASON (1-2)

Wk	Date	Opponent	TV	Result
1	Sat., Aug. 14	at L.A. Rams	KCBS	W, 13-6
2	Sun., Aug. 22	SAN FRANCISCO	KCBS	L, 15-10
3	Sat., Aug. 28	at Seattle	KCBS	L, 27-0

REGULAR SEASON (2-1)

Wk	Date	Opponent	TV	Time*/Res.
1	Sun., Sept. 12	at Washington	CBS	W, 20-16
2	Sun., Sept. 19	DALLAS	CBS	L, 20-17
3	Sun., Sept. 26	at Kansas City	CBS	W, 30-24
4	Mon., Oct. 4	LAS VEGAS	ESPN	5:15 p.m.
5	Sun., Oct. 10	CLEVELAND	CBS	1:05 p.m.
6	Sun., Oct. 17	at Baltimore	CBS	10:00 a.m.
7	—	BYE	—	—
8	Sun., Oct. 31	NEW ENGLAND	CBS	1:05 p.m.
9	Sun., Nov. 7	at Philadelphia	CBS	1:05 p.m.
10	Sun., Nov. 14	MINNESOTA	FOX	1:05 p.m.
11	Sun., Nov. 21	PITTSBURGH	NBC	5:20 p.m.
12	Sun., Nov. 28	at Denver	CBS	1:05 p.m.
13	Sun., Dec. 5	at Cincinnati	FOX	10:00 a.m.
14	Sun., Dec. 12	N.Y. GIANTS	FOX	1:05 p.m.
15	Thurs., Dec. 16	KANSAS CITY	FOX	5:20 p.m.
16	Sun., Dec. 26	at Houston	CBS	10:00 a.m.
17	Sun., Jan. 2	DENVER	CBS	1:05 p.m.
18	Sun., Jan. 9	at Las Vegas	CBS	1:25 p.m.

**All Times Pacific*

HOME GAMES IN CAPS


2021 AFC WEST STANDINGS

Team	W	L	T	Pct.	PF	PA
Las Vegas	3	0	0	1.000	90	72
Denver	3	0	0	1.000	76	26
L.A. Chargers	2	1	0	.667	67	60
Kansas City	1	2	0	.333	92	95

RELEASE INDEX

Content	Page	Content	Page
The 2021 Schedule	2	Keenan Allen Notes	21
Raiders Series History	3	Austin Ekeler Notes	24
The Matchup	5	Offensive Player Notes	26
Connections	7	Joey Bosa Notes	27
Tom Telesco	8	Defensive Player Notes	29
Brandon Staley	10	Career Stats vs. Raiders	30
Assistant Coaches	11	2021 Statistics	36
Team Notes	12	2021 Game Summaries	38
Uniform Records	14	Rosters & Transactions	40
Justin Herbert Notes	15	Media Information	45

BREAKING DOWN THE 2021 SCHEDULE

SERIES BREAKDOWN	2021 RECORD	NOTES
 <p>ALL-TIME: 5-7-0 HOME: 3-2-0 AWAY: 2-5-0 LAST: W, 20-16 — 2021 at Washington</p>	<p>OVERALL: 1-2-0 HOME: 1-1-0 AWAY: 0-1-0 2020 POSTSEASON: NFC W.C.</p>	<p>The Chargers have won four of the last five matchups in the series with Washington. Every game in the series since 1980 has seen the Bolts top 20 points scored, including the 17-point home victory in 2017 that saw the Los Angeles offense sport a 300-yard passer and a pair of 100-yard receivers.</p>
 <p>ALL-TIME: 5-7-0 HOME: 2-5-0 AWAY: 3-2-0 LAST: L, 20-17 — 2021 vs. Cowboys</p>	<p>OVERALL: 2-1-0 HOME: 1-0-0 AWAY: 1-1-0 2020 POSTSEASON: N/A</p>	<p>The Bolts are riding a three-game winning streak in the series, most recently winning by 22 points in Dallas on Thanksgiving in 2017. That game saw Keenan Allen register a touchdown and 172 yards on 11 catches — the most receptions by any player in history against the Cowboys on Thanksgiving.</p>
 <p>ALL-TIME: 57-64-1 HOME: 31-28-1 AWAY: 26-36-0 LAST: W, 30-24 — 2021 at Chiefs</p>	<p>OVERALL: 1-2-0 HOME: 1-1-0 AWAY: 0-1-0 2020 POSTSEASON: Super Bowl</p>	<p>Six of the past 11 games at Kansas City have been decided by seven or fewer points. The Chargers have won nine of the past 17 home games against the Chiefs. The Bolts have played the Chiefs three times on Thursday, holding a 2-1 advantage in those games.</p>
 <p>ALL-TIME: 55-65-2 HOME: 27-33-1 AWAY: 28-32-1 LAST: W, 30-27 (OT) — 2020 at Raiders</p>	<p>OVERALL: 3-0-0 HOME: 2-0-0 AWAY: 1-0-0 2020 POSTSEASON: N/A</p>	<p>The Chargers have won 12 of the past 18 home contests against the Raiders, scoring 20-plus points in all but five of those matchups. After a come-from-behind overtime victory on <i>Thursday Night Football</i> last year, Los Angeles has won 12 of the past 17 games against the Raiders on the road.</p>
 <p>ALL-TIME: 17-9-1 HOME: 8-4-0 AWAY: 9-5-1 LAST: W, 38-14 — 2018 at Browns</p>	<p>OVERALL: 2-1-0 HOME: 2-0-0 AWAY: 0-1-0 2020 POSTSEASON: AFC Div.</p>	<p>Winners of 12 of the last 16 matchups with Cleveland, the Chargers hold a 17-9-1 advantage in the regular-season series against the Browns. The Bolts have won each home game in the series since 1995 and are also undefeated in all 12 matchups when scoring 25-plus points against the Browns.</p>
 <p>ALL-TIME: 5-7-0 HOME: 4-4-0 AWAY: 1-3-0 LAST: L, 22-10 — 2018 vs. Ravens</p>	<p>OVERALL: 2-1-0 HOME: 1-0-0 AWAY: 1-1-0 2020 POSTSEASON: AFC Div.</p>	<p>The matchup against the Ravens will mark the 13th regular-season meeting between the teams, with Baltimore holding a 7-5 advantage in the series. The Chargers beat the Ravens in the 2018 AFC Wild Card matchup, 23-17, after the defense posted a postseason franchise-record-tying seven sacks.</p>
 <p>ALL-TIME: 14-23-2 HOME: 6-11-1 AWAY: 8-12-1 LAST: L, 45-0 — 2020 vs. Patriots</p>	<p>OVERALL: 1-2-0 HOME: 0-2-0 AWAY: 1-0-0 2020 POSTSEASON: N/A</p>	<p>Los Angeles will host New England for the second-straight season. The Bolts defeated the Patriots for the 1963 AFL title that saw running back Keith Lincoln post pro football's lone postseason performance with 200 rushing yards and 100 receiving yards.</p>
 <p>ALL-TIME: 7-5-0 HOME: 5-2-0 AWAY: 2-3-0 LAST: L, 26-24 — 2017 vs. Eagles</p>	<p>OVERALL: 1-2-0 HOME: 0-1-0 AWAY: 1-1-0 2020 POSTSEASON: N/A</p>	<p>The Bolts play in the City of Brotherly Love for the first time since a three-point win in 2013. Of the 12 matchups in series history between the teams, 10 were decided by one score. The Chargers hold a 6-1 mark all-time against the Eagles when scoring at least 20 points.</p>
 <p>ALL-TIME: 6-7-0 HOME: 3-2-0 AWAY: 3-5-0 LAST: L, 39-10 — 2019 vs. Vikings</p>	<p>OVERALL: 1-2-0 HOME: 1-0-0 AWAY: 0-2-0 2020 POSTSEASON: N/A</p>	<p>The matchup will mark the fourth home game for the Bolts against Minnesota since 1981. The series record with the Vikings is 6-7, but the Chargers hold a 3-2 advantage when playing at home. Los Angeles has scored 24 points or more in four of the five home matchups against Minnesota.</p>
 <p>ALL-TIME: 8-23-0 HOME: 6-9-0 AWAY: 2-14-0 LAST: L, 24-17 — 2019 vs. Steelers</p>	<p>OVERALL: 1-2-0 HOME: 0-2-0 AWAY: 1-0-0 2020 POSTSEASON: AFC W.C.</p>	<p>The Chargers play Pittsburgh for the 32nd matchup in history, with the teams splitting the last four bouts. Each of the last four games have been decided by seven or fewer points, including the 2018 <i>Sunday Night Football</i> win by three points that saw the Bolts overcome a 16-point deficit in the second half.</p>
 <p>ALL-TIME: 53-68-1 HOME: 35-26-0 AWAY: 18-42-1 LAST: W, 19-16 — 2020 vs. Broncos</p>	<p>OVERALL: 3-0-0 HOME: 1-0-0 AWAY: 2-0-0 2020 POSTSEASON: N/A</p>	<p>Nine of the last 11 matchups in the Mile High City have been decided by one score, including five of them by less than seven points. The Bolts hold a 35-26 regular-season home record against Denver. The Chargers have posted 20-plus points in 10 of the past 15 home contests against the Broncos.</p>
 <p>ALL-TIME: 21-14-0 HOME: 11-7-0 AWAY: 10-7-0 LAST: W, 16-13 — 2020 at Bengals</p>	<p>OVERALL: 2-1-0 HOME: 1-0-0 AWAY: 1-1-0 2020 POSTSEASON: N/A</p>	<p>The game will mark the second matchup between the Chargers and Bengals in as many seasons, as Los Angeles won in the season opener at Cincinnati last season, 16-13. The Week 1 contest brought the Bolts to a 21-14 record against the Bengals, including 10-7 on the road.</p>
 <p>ALL-TIME: 7-5-0 HOME: 3-2-0 AWAY: 4-3-0 LAST: W, 27-22 — 2017 at Giants</p>	<p>OVERALL: 0-3-0 HOME: 0-2-0 AWAY: 0-1-0 2020 POSTSEASON: N/A</p>	<p>The matchup marks the 13th in history, with the Bolts sporting a 7-5 advantage. The Chargers are riding a four-game winning streak in the series, winning by an average of 12 points in those games. When hosting New York in the last 20 seasons, the Bolts hold a 2-0 record, topping 35 points in each matchup.</p>
 <p>ALL-TIME: 5-2-0 HOME: 2-2-0 AWAY: 3-0-0 LAST: L, 27-20 — 2019 vs. Texans</p>	<p>OVERALL: 1-2-0 HOME: 1-1-0 AWAY: 0-1-0 2020 POSTSEASON: N/A</p>	<p>The matchup will be just the eighth between the two teams. The Bolts have a better winning percentage against Houston than any other team. Los Angeles has eclipsed 20 points in every game against the Texans. Each of the past four contests in the series have been decided by one score or less.</p>

CHARGERS-RAIDERS SERIES HISTORY

SERIES BREAKDOWN

All-Time Series Record	55-66-2 (.455)
Regular Season Series Record	55-65-2 (.459)
Chargers All-Time vs. Raiders at Home	27-34-1 (.444)
Current Streak	W, One (1) game
Last Meeting	Dec. 17, 2020 at L.V. – W, 30-27 (OT)
Longest Chargers Win Streak	13 games (2003-09)
Longest Raiders Win Streak	10 games (1972-77)
Head Coach Brandon Staley vs. Raiders	0-0 (.000)
Staley All-Time vs. Raiders*	1-1 (.500)
Most Career GP vs. Raiders	CB Chris Harris Jr. (18)

*(Including years as assistant coach)

TEAM SUPERLATIVES AGAINST RAIDERS

Most Points Scored	55 – Nov. 22, 1981 at Oak.
Fewest Points Allowed	0 – Last: Sept. 11, 2006 at Oak.
Average Points Scored	21.8
Average Points Allowed	21.2
Most Points (Combined)	81 – Oct. 21, 1984 vs. Rai.^
Fewest Points (Combined)	6 – Oct. 5, 1975 vs. Oak.
Largest Margin of Victory	44 – Sept. 17, 1961 vs. Oak.
Most Total Net Yards	593 – Nov. 10, 1985 vs. Rai.^
Fewest Total Net Yards Allowed	58 – Sept. 22, 1961 at Oak.
Most Net Passing Yards	426 – Nov. 10, 1985 vs. Rai.^
Fewest Net Passing Yards Allowed	0 – Dec. 28, 2003 vs. Oak.
Most Rushing Yards	263 – Last: Dec. 28, 2003 vs. Oak.
Fewest Rushing Yards Allowed	2 – Oct. 22, 1961 at Oak.
Most Takeaways	7 – Sept. 1, 1964 vs. Oak.
Fewest Giveaways	0 – Last: Dec. 17, 2020 at L.V.
Most Team Penalties	12 – Sept. 18, 1977 at Oak.
Fewest Team Penalties	1 – Last: Dec. 4, 2005 vs. Oak.

MOST RECENT SINGLE-GAME HIGHS

Category	Date	Opp.	Player	No.
Completions	Oct. 25, 2015	vs. Oak.	P.Rivers	38
Comp. Pct.*	Oct. 31, 2004	vs. Oak.	D.Brees	88.0
Passing Yards	Nov. 10, 1985	vs. Rai.^	D.Fouts	436
Passing TDs	Nov. 22, 1981	at Oak.	D.Fouts	6
Passer Rating*	Oct. 31, 2004	vs. Oak.	D.Brees	153.1
Rushing Yards	Dec. 28, 2003	vs. Oak.	L.Tomlinson	243
Rushing TDs	Oct. 14, 2007	vs. Oak.	L.Tomlinson	4
Receptions	Nov. 22, 1981	at Oak.	K.Winslow	13
Receiving Yards	Oct. 10, 2010	at Oak.	M.Floyd	213
Receiving TDs	Nov. 22, 1981	at Oak.	K.Winslow	5
Scrim. Yards	Dec. 28, 2003	vs. Oak.	L.Tomlinson	260
Scrim. TDs	Nov. 22, 1981	at Oak.	K.Winslow	5
Tackles	Nov. 7, 2019	at Oak.	D.Tranquill	14
Sacks	Dec. 30, 2007	at Oak.	J.Tucker	3.0
Interceptions	Nov. 27, 1995	vs. Oak.	D.Harper	3
FGs Made	Oct. 5, 1997	at Oak.	G.Davis	6
Net Punt Avg.**	Oct. 15, 2017	at Oak.	D.Kaser	55.8

*Min. 20 Pass Attempts

**Min. Three (3) Punts

^L.A. Raiders (1982-94)

ALL-TIME GAMES AGAINST RAIDERS

Date	Opponent	Result	Venue
Nov. 27, 1960	vs. Oakland	W, 52-28	L.A. Memorial Coliseum
Dec. 4, 1960	at Oakland	W, 41-17	Candlestick Park
Sept. 17, 1961	vs. Oakland	W, 44-0	Balboa Stadium
Oct. 22, 1961	at Oakland	W, 41-10	Candlestick Park
Sept. 30, 1962	at Oakland	W, 42-33	Frank Youell Field
Dec. 2, 1962	vs. Oakland	W, 31-21	Balboa Stadium
Oct. 27, 1963	vs. Oakland	L, 34-33	Balboa Stadium
Dec. 8, 1963	at Oakland	L, 41-27	Frank Youell Field
Nov. 1, 1964	vs. Oakland	W, 31-17	Balboa Stadium
Dec. 20, 1964	at Oakland	L, 21-20	Frank Youell Field
Sept. 19, 1965	at Oakland	W, 17-6	Frank Youell Field
Dec. 19, 1965	vs. Oakland	W, 24-14	Balboa Stadium
Sept. 25, 1966	at Oakland	W, 29-20	Oak-Alameda Co. Coliseum
Nov. 13, 1966	vs. Oakland	L, 41-19	Balboa Stadium
Oct. 29, 1967	at Oakland	L, 51-10	Oak-Alameda Co. Coliseum
Dec. 3, 1967	vs. Oakland	L, 41-21	San Diego Stadium
Oct. 13, 1968	at Oakland	W, 23-14	Oak-Alameda Co. Coliseum
Dec. 15, 1968	vs. Oakland	L, 34-27	San Diego Stadium
Oct. 26, 1969	vs. Oakland	L, 24-12	San Diego Stadium
Nov. 16, 1969	at Oakland	L, 21-16	Oak-Alameda Co. Coliseum
Sept. 27, 1970	vs. Oakland*	T, 27-27	San Diego Stadium
Nov. 22, 1970	at Oakland	L, 20-17	Oak-Alameda Co. Coliseum
Sept. 26, 1971	vs. Oakland	L, 34-0	San Diego Stadium
Nov. 21, 1971	at Oakland	L, 34-33	Oak-Alameda Co. Coliseum
Oct. 1, 1972	at Oakland	T, 17-17	Oak-Alameda Co. Coliseum
Dec. 3, 1972	vs. Oakland	L, 21-19	San Diego Stadium
Oct. 14, 1973	vs. Oakland	L, 27-17	San Diego Stadium
Nov. 25, 1973	at Oakland	L, 31-3	Oak-Alameda Co. Coliseum
Oct. 13, 1974	vs. Oakland	L, 14-10	San Diego Stadium
Nov. 17, 1974	at Oakland	L, 17-10	Oak-Alameda Co. Coliseum
Oct. 5, 1975	vs. Oakland	L, 6-0	San Diego Stadium
Oct. 26, 1975	at Oakland	L, 25-0	Oak-Alameda Co. Coliseum
Oct. 10, 1976	vs. Oakland	L, 27-17	San Diego Stadium
Dec. 12, 1976	at Oakland	L, 24-0	Oak-Alameda Co. Coliseum
Sept. 18, 1977	at Oakland	L, 24-0	Oak-Alameda Co. Coliseum
Nov. 20, 1977	vs. Oakland	W, 12-7	San Diego Stadium
Sept. 10, 1978	vs. Oakland	L, 21-20	San Diego Stadium
Oct. 29, 1978	at Oakland	W, 27-23	Oak-Alameda Co. Coliseum
Sept. 9, 1979	vs. Oakland	W, 30-10	San Diego Stadium
Oct. 25, 1979	at Oakland	L, 45-22	Oak-Alameda Co. Coliseum
Sept. 14, 1980	vs. Oakland	W, 30-24 (OT)	Jack Murphy Stadium
Oct. 12, 1980	at Oakland	L, 38-24	Oak-Alameda Co. Coliseum
Jan. 11, 1981	vs. Oakland**	L, 34-27	Jack Murphy Stadium
Nov. 22, 1981	at Oakland	W, 55-21	Oak-Alameda Co. Coliseum
Dec. 21, 1981	vs. Oakland	W, 23-10	Jack Murphy Stadium
Nov. 22, 1982	at Los Angeles	L, 28-24	L.A. Memorial Coliseum
Jan. 2, 1983	vs. Los Angeles	L, 41-34	Jack Murphy Stadium
Dec. 1, 1983	vs. Los Angeles	L, 42-10	Jack Murphy Stadium
Dec. 18, 1983	at Los Angeles	L, 30-14	L.A. Memorial Coliseum
Sept. 24, 1984	at Los Angeles	L, 33-30	L.A. Memorial Coliseum
Oct. 21, 1984	vs. Los Angeles	L, 44-37	Jack Murphy Stadium
Oct. 28, 1985	at Los Angeles	L, 34-21	L.A. Memorial Coliseum
Nov. 10, 1985	vs. Los Angeles	W, 40-34 (OT)	Jack Murphy Stadium

CHARGERS-RAIDERS SERIES HISTORY

ALL-TIME GAMES AGAINST RAIDERS

Date	Opponent	Result	Venue
Sept. 28, 1986	at Los Angeles	L, 17-13	L.A. Memorial Coliseum
Nov. 20, 1986	vs. Los Angeles	L, 37-31 (OT)	Jack Murphy Stadium
Oct. 18, 1987	at Los Angeles	W, 23-17	L.A. Memorial Coliseum
Nov. 15, 1987	vs. Los Angeles	W, 16-14	Jack Murphy Stadium
Sept. 4, 1988	at Los Angeles	L, 24-13	L.A. Memorial Coliseum
Nov. 6, 1988	vs. Los Angeles	L, 13-3	Jack Murphy Stadium
Sept. 10, 1989	at Los Angeles	L, 40-14	L.A. Memorial Coliseum
Nov. 12, 1989	vs. Los Angeles	W, 14-12	Jack Murphy Stadium
Oct. 21, 1990	vs. Los Angeles	L, 24-9	Jack Murphy Stadium
Dec. 30, 1990	at Los Angeles	L, 17-12	L.A. Memorial Coliseum
Oct. 6, 1991	at Los Angeles	W, 21-13	L.A. Memorial Coliseum
Dec. 1, 1991	vs. Los Angeles	L, 9-7	Jack Murphy Stadium
Nov. 29, 1992	vs. Los Angeles	W, 27-3	Jack Murphy Stadium
Dec. 20, 1992	at Los Angeles	W, 36-14	L.A. Memorial Coliseum
Oct. 31, 1993	at Los Angeles	W, 30-23	L.A. Memorial Coliseum
Nov. 21, 1993	vs. Los Angeles	L, 12-7	Jack Murphy Stadium
Sept. 25, 1994	at Los Angeles	W, 26-24	L.A. Memorial Coliseum
Dec. 5, 1994	vs. Los Angeles	L, 24-17	Jack Murphy Stadium
Sept. 3, 1995	at Oakland	L, 17-7	Oak-Alameda Co. Coliseum
Nov. 27, 1995	vs. Oakland	W, 12-6	Jack Murphy Stadium
Sept. 22, 1996	at Oakland	W, 40-34	Oak-Alameda Co. Coliseum
Oct. 21, 1996	vs. Oakland	L, 23-14	Jack Murphy Stadium
Oct. 5, 1997	at Oakland	W, 25-10	Oak-Alameda Co. Coliseum
Nov. 16, 1997	vs. Oakland	L, 38-13	Qualcomm Stadium
Oct. 11, 1998	at Oakland	L, 7-6	Network Associates Coliseum
Dec. 20, 1998	vs. Oakland	L, 17-10	Qualcomm Stadium
Nov. 14, 1999	at Oakland	L, 28-9	Network Associates Coliseum
Dec. 26, 1999	vs. Oakland	W, 23-20	Qualcomm Stadium
Sept. 3, 2000	at Oakland	L, 9-6	Network Associates Coliseum
Oct. 29, 2000	vs. Oakland	L, 15-13	Qualcomm Stadium
Nov. 18, 2001	at Oakland	L, 34-24	Network Associates Coliseum
Dec. 15, 2001	vs. Oakland	L, 13-6	Qualcomm Stadium
Oct. 20, 2002	at Oakland	W, 27-21 (OT)	Network Asso. Coliseum
Dec. 8, 2002	vs. Oakland	L, 27-7	Qualcomm Stadium
Sept. 28, 2003	at Oakland	L, 34-31 (OT)	Network Asso. Coliseum
Dec. 28, 2003	vs. Oakland	W, 21-14	Qualcomm Stadium
Oct. 31, 2004	vs. Oakland	W, 42-14	Qualcomm Stadium
Nov. 21, 2004	at Oakland	W, 23-17	McAfee Coliseum

ALL-TIME GAMES AGAINST RAIDERS

Date	Opponent	Result	Venue
Oct. 16, 2005	at Oakland	W, 27-14	McAfee Coliseum
Dec. 4, 2005	vs. Oakland	W, 34-10	Qualcomm Stadium
Sept. 11, 2006	at Oakland	W, 27-0	McAfee Coliseum
Nov. 26, 2006	vs. Oakland	W, 21-14	Qualcomm Stadium
Oct. 14, 2007	vs. Oakland	W, 28-14	Qualcomm Stadium
Dec. 30, 2007	at Oakland	W, 30-17	McAfee Coliseum
Sept. 28, 2008	at Oakland	W, 28-18	Oak-Alameda Co. Coliseum
Dec. 4, 2008	vs. Oakland	W, 34-7	Qualcomm Stadium
Sept. 14, 2009	at Oakland	W, 24-20	Oak-Alameda Co. Coliseum
Nov. 1, 2009	vs. Oakland	W, 24-16	Qualcomm Stadium
Oct. 10, 2010	at Oakland	L, 35-27	Oak-Alameda Co. Coliseum
Dec. 5, 2010	vs. Oakland	L, 28-13	Qualcomm Stadium
Nov. 10, 2011	vs. Oakland	L, 24-17	Qualcomm Stadium
Jan. 1, 2012	at Oakland	W, 38-26	O.co Coliseum
Sept. 10, 2012	at Oakland	W, 22-14	O.co Coliseum
Dec. 30, 2012	vs. Oakland	W, 24-21	Qualcomm Stadium
Oct. 6, 2013	at Oakland	L, 27-17	O.co Coliseum
Dec. 22, 2013	vs. Oakland	W, 26-13	Qualcomm Stadium
Oct. 12, 2014	at Oakland	W, 31-28	O.co Coliseum
Nov. 16, 2014	vs. Oakland	W, 13-6	Qualcomm Stadium
Oct. 25, 2015	vs. Oakland	L, 37-29	Qualcomm Stadium
Dec. 24, 2015	at Oakland	L, 23-20 (OT)	O.co Coliseum
Oct. 9, 2016	at Oakland	L, 34-31	Oak-Alameda Co. Coliseum
Dec. 18, 2016	vs. Oakland	L, 19-16	Qualcomm Stadium
Oct. 15, 2017	at Oakland	W, 17-16	Oak-Alameda Co. Coliseum
Dec. 31, 2017	vs. Oakland	W, 30-10	StubHub Center
Oct. 7, 2018	vs. Oakland	W, 26-10	StubHub Center
Nov. 11, 2018	at Oakland	W, 20-6	Oak-Alameda Co. Coliseum
Nov. 7, 2019	at Oakland	L, 26-24	Ring Central Coliseum
Dec. 22, 2019	vs. Oakland	L, 24-17	Dignity Health Sports Park
Nov. 8, 2020	vs. Las Vegas	L, 31-26	SoFi Stadium
Dec. 17, 2021	at Las Vegas	W, 30-27 (OT)	Allegiant Stadium

**Known as Oakland Raiders (1960-81 and 1995-2019)
and Los Angeles Raiders (1982-94)**

**Ties were not counted in winning percentage until the 1972 season.
Ties prior to 1972 are not calculated into the series winning percentage.*

****AFC Championship**

THE MATCHUP

AT THE HELM



BRANDON STALEY

Chargers Head Coach

Overall Record: 2-1 (.667)
 Reg. Season Record: 2-1 (.667)
 Postseason Record: 0-0 (.000)
 Record vs. Las Vegas: 0-0 (.000)
 Home Record (Reg.): 0-1 (.000)

Hometown: Perry, Ohio
 College: Dayton ('04) / Mercyhurst ('05)

Brandon Staley became the 17th head coach in franchise history on Jan. 17, 2021, becoming the first Bolts head coach with a defensive background in over a decade. Staley served as the defensive coordinator in 2020 for the Los Angeles Rams after spending three seasons as the outside linebackers coach for Denver (2019) and Chicago (2017-18). Staley has coached four Pro Bowlers, some of the most dominant defensive NFL players in recent memory — Khalil Mack in 2018, Von Miller in 2019 and Aaron Donald and Jalen Ramsey in 2020. Three of those players (Mack, Donald and Ramsey) were also recognized by The Associated Press as first-team All-Pro selections.

As one of the most progressive defensive minds in football, Staley overhauled a Rams defense to become the best defense in football in 2020. The unit ranked No. 1 in total defense, passing defense and scoring defense while finishing as the third-best rushing defense. The Rams defensive unit improved by more than four points per game in scoring defense from 2019 to post the best single-season average allowed by the team in nearly two decades. Prior to coaching in the NFL, Staley spent three seasons (2013, '15-16) at John Carroll as defensive coordinator/secondary coach and the 2014 season as defensive coordinator/linebackers at James Madison. In his final season as a collegiate coach, Staley earned National Coordinator of the Year honors for Division III by leading his unit to rank third in the nation in total defense (218.0 ypg) and fourth in scoring defense (12.6 ppg).

Staley played quarterback at the University of Dayton, serving as a team captain and was a two-year starter. The Flyers posted a 16-5 record when Staley was the starter from 2003-04. He ended his playing career at Mercyhurst College, playing there in 2005 with his twin brother, Jason. A native of Perry, Ohio, Staley and his wife, Amy, have three sons — Colin, Will and Grant.



JON GRUDEN

Raiders Head Coach

Overall Record: 122-114 (.517)
 Reg. Season Record: 117-110 (.515)
 Postseason Record: 5-4 (.556)
 Record vs. Chargers: 10-6 (.625)
 Road Record (Reg.): 50-63 (.442)

Hometown: Sandusky, Ohio
 College: Dayton ('85)

Jon Gruden returned as head coach of the Raiders on Jan. 9, 2018. Gruden, who was first introduced as head coach of the Raiders over 20 years ago, served four seasons with the Raiders from 1998-2001.

Prior to his return to coaching, Gruden spent nearly a decade in broadcasting, including color analyst duties on the Monday Night Football franchise from 2009-2017. Gruden compiled a 95-81 (.540) regular season mark in 11 seasons as a head coach with the Raiders and the Tampa Bay Buccaneers (2002-08), and a 5-4 record (.556) in postseason contests, which includes a victory in Super Bowl XXXVII.

The youngest head coach in the NFL at age 34 upon his initial hire by Raiders in 1998, Gruden posted a 38-26 record (.594) and led the Silver and Black to back-to-back AFC West titles ('00, '01). He guided the Raiders to an AFC Championship Game appearance in 2000. Gruden was a seven-year NFL assistant, helping his teams qualify for the playoffs five times. Gruden spent three seasons (1995-97) as offensive coordinator for the Philadelphia Eagles. Before joining Philadelphia, Gruden worked for three years at Green Bay from 1992-94.

Born August 17, 1963 in Sandusky, Ohio, Gruden attended South Bend (Ind.) Clay High School and the University of Dayton, graduating in 1985 with a degree in communications. Gruden and his wife, Cindy, have three sons, Deuce, Michael and Jayson. Deuce is an Asst. Strength & Conditioning Coach for the Raiders.

2021 TEAM RANKINGS

2-1
3rd (AFC West)

3-0
T-1st (AFC West)

OFFENSE (NFL RANK)

22.3 (T-19th) Points Per Game 30.0 (T-6th)
 394.7 (9th) Net Yds. Per Game 471.0 (1st)
 87.3 (26th) Net Rushing Yds. Per Game 91.3 (25th)
 307.3 (4th) Net Passing Yds. Per Game 379.7 (1st)
 5.89 (13th) Scrimmage Yds. Per Play 6.28 (T-8th)
 3/0 Opp. Interceptions/Return Yds. 2/85
 5/-34 (T-5th) Sacks Allowed/Yds. 8/-64 (T-21st)
 2/1 Fumbles/Lost 5/0
 54.8% (2nd) Third Down Pct. 46.5% (8th)
 46.7% (25th) Red Zone TD Pct. 53.8% (T-21st)
 31:30 (9th) Time of Possession Avg. 32:47 (6th)
 4 (T-18th) Giveaways 2 (T-3rd)

DEFENSE (NFL RANK)

20.0 (T-7th) Points Per Game 24.0 (T-15th)
 371.7 (17th) Net Yds. Per Game 355.7 (14th)
 170.0 (32nd) Net Rushing Yds. Per Game 120.3 (22nd)
 201.7 (7th) Net Passing Yds. Per Game 235.3 (13th)
 6.03 (24th) Scrimmage Yds. Per Play 5.31 (9th)
 3/26 Interceptions/ Return Yds. 1/18
 5/-27 (T-23rd) Sacks/Yds. 7/-39 (T-12th)
 6/3 Opp. Fumbles/Lost 7/2
 50.0% (28th) Third Down Pct. 33.3% (6th)
 66.7% (T-19th) Red Zone TD Pct. 100.0% (T-30th)
 6 (T-4th) Takeaways 3 (T-17th)

+2 (T-8th) TURNOVER MARGIN +1 (T-10th)

SPECIAL TEAMS (NFL RANK)

44.3 (24th) Punts-Avg. Yds. (Gross) 51.6 (1st)
 39.5 (23rd) Punts-Avg. Yds. (Net) 41.9 (15th)
 3.0 (30th) Punt Returns-Avg. Per. 7.5 (T-20th)
 7.3 (14th) Punt Returns-Avg. Per Allowed. 12.8 (29th)
 18.0 (T-25th) Kickoff Returns-Avg. Per 17.5 (27th)
 23.7 (26th) Kickoff Returns-Avg. Per Allowed. 21.4 (21st)
 6/7 (T-14th) Field Goals Made/Attempted. 9/9 (T-1st)

PENALTIES (NFL RANK)

26/243 (30th) Penalties Against/Yds. 23/206 (T-28th)

THE MATCHUP

WITHIN STRIKING DISTANCE

WR Keenan Allen

- Needs five receptions to reach 650 career catches. He would reach that mark in 104 games, tying the previous record for the fewest games to reach 650 receptions (Antonio Brown & Julio Jones, 104 games).

OLB Joey Bosa

- Needs one sack to reach 50 for his career.
 - If done within the first six games of the season, would reach 50 sacks faster than any player in Chargers history (Leslie O'Neal, 70 games).

CB Tevaughn Campbell

- Needs one interception return for a touchdown for the second of his career. The Toronto native would be the sixth foreign-born player with multiple pick-sixes in NFL history.

RB Austin Ekeler

- Needs one touchdown catch to reach 18 for his career, passing Danny Woodhead for the most by an undrafted running back in the common draft era (since 1967).

WR Jalen Guyton

- Needs four receptions of 50-plus yards to tie Victor Cruz (seven) for the most catches to go for at least 50 yards by an undrafted player in their first 30 career games.

CB Chris Harris Jr.

- Will appear in his 150th career game on Monday.
- Needs an interception returned for a touchdown for the fifth of his career. It would tie Otis Smith for the most by any undrafted defender in the last 25 years (since 1996).

QB Justin Herbert

- With 300 passing yards, will have registered 11 career 300-yard performances, good for the most by an NFL player through the first two seasons of a career.

S Derwin James Jr.

- Needs a sack to be the fifth defensive back in the last 30 years to record five sacks and three interceptions within the first 25 games played of a career.

LB Kenneth Murray Jr.

- Needs six tackles to reach 132 for his career in the 20th game of his career. It would be the most by a Chargers defender through the first 20 games of a career since 2000 (Derwin James Jr., 131).

CB Asante Samuel Jr.

- Needs one interception to become the first Chargers rookie in the last 35 years to register three-straight games with a pick.
 - Would also be the 11th NFL rookie in the last 25 years to have a three-game interception streak.
 - Samuel would become the first Charger at least since the 1970 NFL-AFL Merger to pick off three passes within the first four games of a career.

WR Mike Williams

- Will appear in his 60th career game on Monday.
- With a touchdown catch, will have caught one in all four games this season. It would tie for the second-longest streak by a Charger to start a season.
 - It would also extend his league-leading streak to five consecutive games with a touchdown catch, dating back to last season.

2021 INDIVIDUAL LEADERS



2-1
3rd (AFC West)

3-0
T-1st (AFC West)

PASSING YARDS

Herbert 956 Carr 1,203

RUSHING YARDS

Ekeler 166 Barber 143
Rountree III 29 Drake 44
Herbert 27 Jacobs 34

RECEIVING YARDS

Williams 295 Ruggs III 237
Allen 258 Waller 224
Ekeler 113 Edwards 210
Cook 111 Renfrow 204

POINTS SCORED

Williams 26 Carlson 34
Vizcaino 21 Jacobs 12
Ekeler 14 Seven Tied 6

INTERCEPTIONS

Samuel Jr. 2 Mullen 1
Gilman 1

SACKS

Bosa 1.5 Thomas 2.5
Fackrell 1.0 Crosby 2.0
White 1.0 Nassib 1.5

TACKLES (SOLO)

Adderley 21 (18) Perryman 36 (21)
Murray Jr. 20 (12) Littleton 24 (13)
James Jr. 19 (15) Abram 23 (13)
White 18 (12) Mullen Jr. 15 (13)

KICKOFF RETURNS (AVG.)

Rountree III 2 (18.5) Ruggs III 4 (17.5)
Adderley 2 (17.5)

PUNT RETURNS (AVG.); FC

Hill Jr. 3 (3.0); 1 Renfrow 6 (7.5); 3

FIELD GOALS

Vizcaino 6/7 (85.7%) Carlson 9/9 (100.0%)

PUNTS (GROSS/NET AVG.)

Long 6 (44.3/39.5) Cole 5 (51.6/41.9)

CHARGERS-RAIDERS CONNECTIONS

COLLEGE CONNECTIONS

	LAC	C Corey Linsley	2009-13
	LAC	OLB Joey Bosa	2013-15
	LAC	WR KJ Hill Jr.	2015-19
	LAC	<u>Chandler Whitmer (Off. QC)</u>	2019
	LV	DT Johnathan Hankins	2010-12
	LV	CB Damon Arnette	2016-19
	LV	Taver Johnson	2007-11, '18 (Off. Asst.)
	LAC	WR Mike Williams	2014-17
	LV	WR Hunter Renfrow	2014-18
	LV	DE Clelin Ferrell	2015-18
	LV	CB Trayvon Mullen Jr.	2016-18
	LV	G John Simpson	2016-18
	LAC	<u>Derrick Ansley</u>	2010-11, '16-17 (Secondary)
	LAC	<u>Isaac Shewmaker</u>	2016-19 (Def. Quality Control)
	LV	DT Damion Square	2009-12
	LV	RB Josh Jacobs	2016-18
	LV	WR Henry Ruggs III	2017-19
	LV	T Alex Leatherwood	2017-20
	LAC	C/G Scott Quessenberry	2013-17
	LAC	Tom Donatell	2015-16 (Asst. Secondary)
	LAC	RB Joshua Kelley	2018-19
	LV	T Kolton Miller	2014-17
	LV	C Andre James	2015-18
	LAC	LB Drue Tranquill	2014-18
	LAC	DL Jerry Tillery	2015-18
	LAC	WR Jalen Guyton	2015
	LV	C Nick Martin	2012-15
	LAC	RB Larry Rountree III	2017-20
	LV	T Tyrie Gillespie	2017-20
	LAC	DL Justin Jones	2014-17
	LV	P AJ Cole	2015-18
	LAC	OLB Uchenna Nwosu	2014-17
	LV	G Jordan Simmons	2012-16
	LAC	DB Trey Marshall	2014-17
	LAC	S Derwin James	2015-17
	LAC	FB Gabe Nabers	2016-19
	LAC	TE Tre' McKitty	2017-19
	LV	Addison Lynch	2012-17 (Asst. Defensive Backs)
	LAC	OLB Kyler Fackrell	2012-15
	LV	S Dallin Leavitt	2015-17
	LAC	Renaldo Hill	2015-17 (Defensive Coordinator)
	LV	QB Nate Peterman	2015-16
	LAC	T Storm Norton	2012-16
	LV	Austin King (TEs Coach)	2012-13
	LAC	WR Josh Palmer	2017-20
	LAC	Derrick Ansley (Sec.)	2012, '19-20
	LV	Cameron Clemmons	2016-19 (Asst. Tight Ends)

Underlined indicates coaching or administrative roles.

NOTEWORTHY BONDS

Chargers **Run Game Coordinator/OL Coach Frank Smith** (2018-20), **TE Jared Cook** (2017-18) and **Secondary Coach Derrick Ansley** (2018) all previously contributed to the Raiders organization, as well as **Defensive Coordinator Renaldo Hill** who saw started 13 of 16 games played for the Raiders in 2005.

Raiders **Defensive Coordinator Gus Bradley** (2017-20), **Defensive Backs Coach Ron Milus** (2013-20), **Linebackers Coach Richard Smith** (2017-20), **Asst. Defensive Backs Coach Addison Lynch** (2017-20) and **Defensive Quality Control Coach Ryan Milus** (2019-20) all previously served on the Chargers coaching staff. Raiders **Asst. Head Coach / Special Teams Coordinator Rich Bisaccia** served as the Chargers' special teams coordinator from 2011-12, handling assistant head coach responsibilities in 2012. **Asst. Special Teams Coach Byron Storer** also was a member of the Bolts' coaching staff prior to joining the Raiders, as he served as Asst. Special Teams coach in 2011 under **Bisaccia**, before transitioning to Asst. LBs Coach in 2012.

Chargers **RB Austin Ekeler** and Raiders **LS Trent Sieg** were teammates at Eaton High School in Eaton, Colo.

Las Vegas **Asst. Offensive Line Coach Cameron Clemmons** initially entered the NFL as an undrafted free agent with the Chargers in 2015, before serving on the offensive coaching staff at the University of Tennessee from 2016-19, helping tutor Chargers rookie **WR Joshua Palmer**. **DT Damion Square** (2014-20), **CB Casey Hayward Jr.** (2016-20), **LB Denzel Perryman** (2015-20), **DT Darius Philon** (2015-18) and **S Roderic Teamer** (2019) also previously played for the Bolts.

Chargers **OLB Joey Bosa**, **CB Asante Samuel Jr.** and **WR Joshua Palmer** all attended Fort Lauderdale (Fla.) St. Thomas Aquinas High School, as did Raiders **CB Damon Arnette**.

Raiders late **Owner Al Davis** entered the NFL coaching ranks in 1960, serving as an offensive coach for the Los Angeles Chargers in the franchise's inaugural AFL season. **Davis** assisted the Chargers offensive backs from 1960-62, before taking over as Head Coach of the Oakland Raiders in 1963.

PRO CONNECTIONS

G Oday Aboushi (2018) Asst. Sec. Coach Tom Donatell (2017-20) <i>LBs Coach Michael Wilhoite (2017)</i>		LB K.J. Wright (2011-21) G Jordan Simmons (2019-20) DT Quinton Jefferson (2016-19) OL Coach Tom Cable (2011-17)
TE Stephen Anderson (2016-17) DL Christian Covington (2015-18)		C Nick Martin (2016-20)
C Corey Linsley (2014-20) OLB Kyler Fackrell (2016-19) T Bryan Bulaga (2010-19) TE Jared Cook (2016)		CB Casey Hayward Jr. (2016) WRs Coach Edgar Bennett (2001-17)
K Tristan Vizcaino (2020) QBs Coach Shane Day (2007-09, '19-20) <i>LBs Coach Michael Wilhoite (2012-16)</i>		DT Solomon Thomas (2017-20) TE Derek Carrier (2013-15)
QB Chase Daniel (2009-12, '17) Off. Coord. Joe Lombardi (2007-13, '16-20) Run Game Coord./OL Frank Smith (2010-14)		WR Willie Snead IV (2014-17) Sr. Offensive Asst. John Morton (2015-16)
Head Coach Brandon Staley (2017-18) QB Chase Daniel (2018-19) Run Game Coord./OLBs Jay Rodgers (2015-20) Run Game Coord./OL Frank Smith (2015-17) Spec. Teams Coord. Derius Swinton II (2015, '17) <i>Alex G. Spanos Fellow John Timu (2015-17)</i> Pass Game Coordinator/QBs Coach Shane Day (2010-11)		LB Nick Kwiatkoski (2016-19) DL Coach Rod Marinelli (2009-12)
CB Chris Harris Jr. (2011-19) Dir. of Sports Perf. Anthony Lomando (2012-20) Spec. Teams Coord. Derius Swinton II (2013-14) Run Game Coord./OLB Coach Jay Rodgers (2009-14)		DBs Coach Ron Milus (2011-12) LBs Richard Smith (2011-14)
Off. Asst. Dan Shamash (2014-16)		Defensive Coordinator Gus Bradley (2013-16)
<i>Def. Coord. Renaldo Hill (2006-09, '18)</i> QBs Coach Shane Day (2016-18)		RB Kenyan Drake (2016-18)

Italicized indicates coaches who were players at the time.

TOM TELESKO



IN-SEASON RECOGNITION

Telesko has acquired 10 players since 2013 to win AFC Player of the Week recognition and one to win AFC Player of the Month. **Joey Bosa** twice earned NFL Defensive Rookie of the Month in 2016 (October and December) en route to winning consensus Defensive Rookie of the Year honors.

In 2020, **Justin Herbert** was named the NFL Offensive Rookie of the Month for October and November, tossing 10-plus touchdowns in both months. He posting a 122.2 passer rating in October – the best by a rookie in the month in NFL history (min. 50 attempts). He was widely recognized after his record-setting season as Offensive Rookie of the Year.

CHARGERS TO WIN AFC PLAYER OF THE WEEK/MONTH OR NFL ROOKIE OF THE MONTH, ACQUIRED SINCE 2013

Year	Player	Phase	Month/Week
2016	P Drew Kaser	Special Teams	Week 6 vs. Den.
	LB Denzel Perryman	Defense	Week 7 at Atl.
	DE Joey Bosa	NFL Def. Rookie	October
	RB Melvin Gordon III	Offense	Week 9 vs. Ten.
	DE Joey Bosa	NFL Def. Rookie	December
2017	RB Melvin Gordon III	Offense	Week 5 at NYG
	WR Travis Benjamin	Special Teams	Week 7 vs. Den.
	CB Casey Hayward Jr.	Defense	November
2018	CB Desmond King II	Defense	Week 9 at Sea.
	CB Desmond King II	Special Teams	Week 13 at Pit.
	K Michael Badgley	Special Teams	Week 14 vs. Cin.
	WR Mike Williams	Offense	Week 15 at K.C.
2019	P Ty Long	Special Teams	Week 1 vs. Ind.
	DE Joey Bosa	Defense	Week 8 at Chi.
2020	CB Casey Hayward Jr.	Defense	Week 1 at Cin.
	QB Justin Herbert	NFL Off. Rookie	October
	QB Justin Herbert	NFL Off. Rookie	November

TELESKO'S PRO BOWLERS

Throughout his tenure with the Chargers, **Telesko** has acquired or extended 11 players that went on to earn Pro Bowl nods, including five players that were acquired via draft pick.

BOLTS PRO BOWLERS ACQUIRED OR EXTENDED, SINCE 2013

Year	Player	Transaction	Pro Bowls
2013	WR Keenan Allen	Drafted (3-76)	4
2014	S Adrian Phillips	UDFA	1
	CB Jason Verrett	Drafted (1-25)	1
2015	RB Melvin Gordon III	Drafted (1-15)	2
	QB Philip Rivers	Extended	3
2016	DE Joey Bosa	Drafted (1-3)	3
	CB Casey Hayward Jr.	UFA (G.B.)	2
2017	DE Melvin Ingram III	Extension	3
	T Russell Okung	UFA (Den.)	1
2018	S Derwin James Jr.	Drafted (1-17)	1
	C Mike Pouncey	FA	1
Totals	11 Players		22
	<i>5 Drafted Players</i>		<i>11</i>

TELESKO'S PFWA SUPERLATIVES

Selections made by **Telesko** have garnered league-wide recognition. He has drafted 10 players that were named All-Rookie by the *Professional Football Writers of America*.

Three picks by Telesko earned *PFWA* Rookie of the Year honors – **Keenan Allen** for offense in 2013, **Joey Bosa** for defense in 2016 and **Justin Herbert** overall and for offense in 2020.

Derwin James Jr. was named All-NFL by the *PFWA* as a rookie while Bosa also has been named to the organization's All-AFC team in three of his five pro seasons, tying for the most over that span.

Below is a look at Telesko's draft picks that have been recognized by the *PFWA* as All-NFL, All-AFC or All-Rookie:

CHARGERS DRAFT PICK SUPERLATIVES FROM PFWA WHILE WITH TEAM, SINCE 2013

Drafted	Player	All-NFL	All-AFC	All-Rookie
2013	Keenan Allen	0	1	1
	D.J. Fluker	0	0	1
2016	Joey Bosa	0	3	1
	Jatavis Brown	0	0	1
	Hunter Henry	0	0	1
2017	Dan Feeney	0	0	1
2018	Derwin James Jr.	1	1	1
2019	Drue Tranquill	0	0	1
2020	Justin Herbert	0	0	1
	Kenneth Murray Jr.	0	0	1
Totals	10 Players	1	5	10

TOM TELESKO DRAFT HISTORY



Chargers General Manager Tom Telesko has drafted 61 players since joining the team in 2013. Those draft picks have combined to play 1,810 games and make 975 starts in the regular season (43 games played with 26 starts in the postseason) for the Bolts.

2021 CHARGERS DRAFT SELECTIONS

Pos.	Player	Drafted	Reg. Season		Postseason	
			GP	GS	GP	GS
T	Rashawn Slater	1-13	3	3	0	0
CB	Asante Samuel Jr.	2-47	3	3	0	0
WR	Josh Palmer	3-77	3	0	0	0
TE	Tre' McKitty	3-97	0	0	0	0
OLB	Chris Rumph II	4-118	3	0	0	0
G/T	Brenden Jaimes	5-159	0	0	0	0
LB	Nick Niemann	6-185	3	0	0	0
RB	Larry Rountree III	6-198	3	0	0	0
DB	Mark Webb Jr.	7-241	3	0	0	0
TOTALS			21	6	0	0

2020 CHARGERS DRAFT SELECTIONS

Pos.	Player	Drafted	Reg. Season		Postseason	
			GP	GS	GP	GS
QB	Justin Herbert	1-6	18	18	0	0
LB	Kenneth Murray Jr.	1-23	19	19	0	0
RB	Joshua Kelley	4-112	14	0	0	0
WR	Joe Reed	5-151	11	0	0	0
S	Alohi Gilman	6-186	18	1	0	0
WR	KJ Hill Jr.	7-220	18	0	0	0
TOTALS			98	38	0	0

2019 CHARGERS DRAFT SELECTIONS

Pos.	Player	Drafted	Reg. Season		Postseason	
			GP	GS	GP	GS
DL	Jerry Tillery	1-28	34	17	0	0
S	Nasir Adderley	2-60	22	17	0	0
T	Trey Pipkins III	3-91	29	8	0	0
LB	Drue Tranquill	4-130	19	4	0	0
QB	Easton Stick	5-166	1	0	0	0
OLB	Emeke Egbule	6-200	30	0	0	0
DL	Cortez Broughton	7-242	11	0	0	0
TOTALS			146	46	0	0

2018 CHARGERS DRAFT SELECTIONS

Pos.	Player	Drafted	Reg. Season		Postseason	
			GP	GS	GP	GS
S	Derwin James Jr.	1-17	24	24	2	2
OLB	Uchenna Nwosu	2-48	48	12	2	0
DL	Justin Jones	3-84	41	25	2	2
LB	Kyzir White	4-119	33	23	0	0
C/G	Scott Quessenberry	5-155	50	9	2	0
WR	Dylan Cantrell	6-191	0	0	0	0
RB	Justin Jackson	7-251	32	5	2	0
TOTALS			228	98	10	4

2017 CHARGERS DRAFT SELECTIONS

Pos.	Player	Drafted	Reg. Season		Postseason	
			GP	GS	GP	GS
WR	Mike Williams	1-7	59	35	2	2
G	Forrest Lamp	2-38	25	18	0	0
C/G	Dan Feeney	3-71	63	57	2	2
S	Rayshawn Jenkins	4-113	61	32	2	2
DB	Desmond King II	5-151	53	23	2	2
T	Sam Tevi	6-190	58	44	2	2
DE	Isaac Rochell	7-225	51	9	2	0
TOTALS			369	218	12	10

2016 CHARGERS DRAFT SELECTIONS

Pos.	Player	Drafted	Reg. Season		Postseason	
			GP	GS	GP	GS
OLB	Joey Bosa	1-3	66	62	2	2
TE	Hunter Henry	2-35	55	49	1	1
C	Max Tuerk	3-66	0	0	0	0
LB	Joshua Perry	4-102	15	1	0	0
LB	Jatavis Brown	5-175	56	23	0	0
P	Drew Kaser	6-179	36	0	0	0
FB	Derek Watt	6-198	64	13	2	0
G	Donavon Clark	7-224	0	0	0	0
TOTALS			292	148	5	3

2015 CHARGERS DRAFT SELECTIONS

Pos.	Player	Drafted	Reg. Season		Postseason	
			GP	GS	GP	GS
RB	Melvin Gordon III	1-15	67	63	2	2
LB	Denzel Perryman	2-48	69	51	0	0
CB	Craig Mager	3-83	24	10	0	0
LB	Kyle Emanuel	5-153	63	32	2	0
DE	Darius Philon	6-192	54	19	2	0
TOTALS			277	175	6	2

2014 CHARGERS DRAFT SELECTIONS

Pos.	Player	Drafted	Reg. Season		Postseason	
			GP	GS	GP	GS
CB	Jason Verrett	1-25	25	21	0	0
LB	Jeremiah Attaochu	2-50	38	13	0	0
G	Chris Watt	3-89	17	8	0	0
DT	Ryan Carrethers	5-165	24	3	0	0
RB	Marion Grice	6-201	0	0	0	0
WR	Tevin Reese	7-240	0	0	0	0
TOTALS			104	45	0	0

2013 CHARGERS DRAFT SELECTIONS

Pos.	Player	Drafted	Reg. Season		Postseason	
			GP	GS	GP	GS
T	D.J. Fluker	1-11	59	59	2	2
LB	Manti Te'o	2-38	38	34	2	2
WR	Keenan Allen	3-76	103	98	4	3
CB	Steve Williams	5-145	31	4	0	0
LB	Tourek Williams	6-179	44	6	2	0
QB	Brad Sorensen	7-221	0	0	0	0
TOTALS			275	201	10	7

Current Chargers are bolded in Powder Blue
Current practice squad players are in italics

BRANDON STALEY

A DEFENSIVE MASTERMIND

One of the brightest and most progressive and innovative defensive minds in football, **Brandon Staley** has been around some of the top-producing defenses since entering the NFL. Twice he has been part of a defensive staff on the best scoring defense in football, including last season as the coordinator.



Each of the defenses that Staley has been on staff for has allowed no more than an average of 20.0 points per game for the season. The Bolts have posted a defensive average of 20.0 points per game or less just four times in the last 15 seasons (2006-20).

RANKINGS OF STALEY'S NFL DEFENSES

— Defensive Ranks —

Season	Team	Staley Pos.	Overall	Rush	Pass	Scoring
2017	Chi.	OLBs	10th	11th	7th	9th
2018	Chi.	OLBs	3rd	1st	7th	1st
2019	Den.	OLBs	12th	16th	11th	10th
2020	LAR	Def. Coord.	1st	3rd	1st	1st
2021	LAC	Head Coach	17th	32nd	7th	T-7th

A BEAST IN THE EAST

Brandon Staley led the Bolts to a win in the Eastern Time Zone in his first career game as an NFL head coach. Not only did he coach the team to a victory out East, but it was in the early time slot as well. It was the first season-opening win for the Chargers in the Eastern Time Zone and early time slot since 2002.

HEAD COACH WINS IN EASTERN TIME ZONE, PACIFIC TIME ZONE TEAMS, REGULAR SEASON, 2021

Rank	Coach (Team)	Wins	Losses	Ties	Pct.
1.	Kyle Shanahan (S.F.)	2	0	0	1.000
2.	Brandon Staley (LAC)	1	0	0	1.000
	Sean McVay (LAR)	1	0	0	1.000
	Jon Gruden (L.V.)	1	0	0	1.000
	Pete Carroll (Sea.)	1	0	0	1.000




ASSISTANT COACHES



RENALDO HILL

DEFENSIVE COORDINATOR
14TH NFL SEASON
1ST SEASON WITH CHARGERS




JOE LOMBARDI

OFFENSIVE COORDINATOR
16TH NFL SEASON
1ST SEASON WITH CHARGERS



DERIUS SWINTON II

SPECIAL TEAMS COORDINATOR
12TH NFL SEASON
1ST SEASON WITH CHARGERS



DERRICK ANSLEY

SECONDARY
2ND NFL SEASON
1ST SEASON WITH CHARGERS



CHRIS BEATTY

WIDE RECEIVERS
1ST NFL SEASON
1ST SEASON WITH CHARGERS



MAYUR CHAUDHARI

ASSISTANT SPECIAL TEAMS
4TH NFL SEASON
1ST SEASON WITH CHARGERS



SHANE DAY

PASSING GAME COORDINATOR/QUARTERBACKS
13TH NFL SEASON
1ST SEASON WITH CHARGERS




TOM DONATELL

ASSISTANT SECONDARY
5TH NFL SEASON
1ST SEASON WITH CHARGERS



DERRICK FOSTER

RUNNING BACKS
1ST NFL SEASON
1ST SEASON WITH CHARGERS




KEVIN KOGER

TIGHT ENDS
3RD NFL SEASON
1ST SEASON WITH CHARGERS




JAY RODGERS

RUN GAME COORDINATOR/OUTSIDE LINEBACKERS
13TH NFL SEASON
1ST SEASON WITH CHARGERS




SHAUN SARRETT

ASSISTANT OFFENSIVE LINE
10TH NFL SEASON
1ST SEASON WITH CHARGERS



DAN SHAMASH

OFFENSIVE ASSISTANT
13TH NFL SEASON
5TH SEASON WITH CHARGERS




ISAAC SHEWMAKER

DEFENSIVE QUALITY CONTROL
1ST NFL SEASON
1ST SEASON WITH CHARGERS



FRANK SMITH

RUN GAME COORDINATOR/OFFENSIVE LINE
12TH NFL SEASON
1ST SEASON WITH CHARGERS




GIFF SMITH

DEFENSIVE LINE
11TH NFL SEASON
6TH SEASON WITH CHARGERS



JOHN TIMU

ALEX G. SPANOS COACHING FELLOW
4TH NFL SEASON
1ST SEASON WITH CHARGERS




CHANDLER WHITMER

OFFENSIVE QUALITY CONTROL
1ST NFL SEASON
1ST SEASON WITH CHARGERS



MICHAEL WILHOITE

LINEBACKERS
10TH NFL SEASON
1ST SEASON WITH CHARGERS



ANTHONY LOMANDO

DIRECTOR OF SPORTS PERFORMANCE
13TH NFL SEASON
1ST SEASON WITH CHARGERS

TEAM NOTES

WELCOME TO L.A.



23 players on Los Angeles' active roster are new this season.

HOW NEW CHARGERS WERE ACQUIRED

How Acquired	New Players
Draft Selections	9
Undrafted Free Agents	1
Veteran Free Agents	10
Trades	0
Waiver Claims	3
Totals	23

NEW CHARGERS ON THE ACTIVE ROSTER

Pos.	Player	Exp.	How Acq.
G	Oday Aboushi	9	UFA (Detroit)
DL	Eric Banks	1	Waivers (L.A. Rams)
TE	Jared Cook	13	UFA (New Orleans)
DL	Christian Covington	7	Free Agent
QB	Chase Daniel	12	Free Agent
OLB	Kyler Fackrell	6	UFA (N.Y. Giants)
G	Matt Feiler	5	UFA (Pittsburgh)
CB	Kemon Hall	1	Waivers (Dallas)
G/T	Brenden Jaimes	R	Draft Selection (5-159)
C	Corey Linsley	8	UFA (Green Bay)
DB	Trey Marshall	3	Waivers (Denver)
TE	Tre' McKitty	R	Draft Selection (3-97)
LB	Nick Niemann	R	Draft Selection (6-185)
LB	Amen Ogbongbemiga	R	Undrafted Free Agent
LS	Matt Overton	9	Free Agent
WR	Joshua Palmer	R	Draft Selection (3-77)
RB	Larry Rountree III	R	Draft Selection (6-198)
OLB	Chris Rumph II	R	Draft Selection (4-118)
CB	Asante Samuel Jr.	R	Draft Selection (2-47)
G/T	Michael Schofield III	8	Free Agent
T	Rashawn Slater	R	Draft Selection (1-13)
K	Tristan Vizcaino	1	Free Agent
DB	Mark Webb Jr.	R	Draft Selection (7-241)

COACH LOCATIONS

For the 2021 season, 13 members of the Chargers coaching staff will be down on the sideline while eight others will be up in the booth. The location of each coach can be seen below:

CHARGERS COACHES DOWN ON THE SIDELINE (13)

Name	Position
Brandon Staley	Head Coach
Derrick Ansley	Secondary
Darius Swinton II	Special Teams Coordinator
Chris Beatty	Wide Receivers
Cody Cejda	Special Assistant to the Head Coach
Shane Day	Passing Game Coordinator/Quarterbacks
Derrick Foster	Running Backs
Kevin Koger	Tight Ends
Jay Rodgers	Run Game Coordinator/Outside Linebackers
Frank Smith	Run Game Coordinator/Offensive Line
Giff Smith	Defensive Line
John Timu	Alex G. Spanos Coaching Fellow
Michael Wilhoite	Linebackers

CHARGERS COACHES UP IN THE BOOTH (8)

Name	Position
Renaldo Hill	Defensive Coordinator
Joe Lombardi	Offensive Coordinator
Mayur Chaudhari	Assistant Special Teams
Tom Donatell	Assistant Secondary
Shaun Sarrett	Assistant Offensive Line
Dan Shamash	Offensive Assistant
Isaac Shewmaker	Defensive Quality Control
Chandler Whitmer	Offensive Quality Control

CONVERTING IN CRUNCH TIME

The Chargers offense this season is among the best at moving the chains on third and fourth down. The team ranks No. 2 with 23 third-down conversions and a 54.8 third down percentage. The Bolts are one of six teams in the NFL this year to convert all fourth down attempts.

THIRD DOWN OFFENSE, NFL, 2021

Rank	Team	Attempts	Conversion Pct.
1.	Kansas City	16	55.2
2.	L.A. Chargers	23	54.8
3.	L.A. Rams	19	54.3
4.	Dallas	21	53.8
5.	Buffalo	24	52.2

TEAM NOTES

HOME OPENER TELEVISION RATING

Los Angeles' 2021 home opener at SoFi Stadium on Sept. 19 garnered 24.3 million viewers. It was the most-watched television show in America that week and ranks as the fourth most-watched regular-season NFL game since the start of the 2020 season.

MOST-WATCHED REGULAR SEASON NFL GAMES SINCE 2020

Date	Time (ET)	Game	Network	Viewers
Nov. 26, 2020	4:30 p.m.	Was. at Dal.	FOX	30.7 M
Sept. 13, 2020	4:25 p.m.	T.B. at N.O.	FOX	26.3 M
Sept. 9, 2021	8:20 p.m.	Dal. at T.B.	NBC	24.8 M
Sept. 19, 2021	4:25 p.m.	Dal. at LAC	CBS	24.3 M
Nov. 22, 2020	4:25 p.m.	G.B. at Ind.	FOX	24.3 M

DIAMONDS IN THE ROUGH



In each season from 2008-21, at least one undrafted rookie has made the Chargers active roster for the Week 1 game. Seven of those players appeared in every regular-season contest for the team, 11 made a start and eight started multiple times as a rookie.

UNDRAFTED ROOKIES ON KICKOFF WEEKEND ROSTER, SINCE 2008

Season	Player	College	GP as Rookie*
2021	LB Amen Ogbongbemiga	Oklahoma State	1
2020	FB Gabe Nabers**	Florida State	16 (5 starts)
2019	DE Chris Peace	Virginia	1
	S Roderic Teamer	Tulane	7 (6 starts)
2018	LB Emmanuel Ellerbee***	Rice	3
	CB Brandon Facyson	Virginia Tech	15
	WR JJ Jones	West Georgia	3
	RB Detrez Newsome	Western Carolina	9
2017	TE Sean Culkin	Missouri	1
	RB Austin Ekeler	Western State Colorado	16
	LB Nigel Harris	South Florida	5 (1 start)
	K Younghoe Koo	Georgia Southern	4
	LB James Onwualu	Notre Dame	9
2016	RB Kenneth Farrow	Houston	13 (2 starts)
	S Dexter McCoil	Tulsa	16 (2 starts)
	C/G Spencer Pulley	Vanderbilt	16
2015	LB Nick Dzubnar	Cal Poly-San Luis Obispo	16
	WR Tyrell Williams	Western Oregon	7
2014	CB Chris Davis	Auburn	12 (1 start)
	RB Branden Oliver	Buffalo	14 (7 starts)
	DT Tenny Palepoi	Utah	16
2013	S Jahleel Addae	Central Michigan	16 (2 starts)
	DT Kwame Geathers	Georgia	7
2012	G Mike Harris	UCLA	15 (9 starts)
2011	LB Darryl Gamble	Georgia	5
2010	LB Brandon Lang	Troy	10
2009	S C.J. Spillman	Marshall	5 (1 start)
2008	RB Mike Tolbert	Coastal Carolina	13 (7 starts)

*Number of games played as rookie for Chargers

**Part of 55-man active roster for Week 1 (2020 standard elevation)

***Claimed off waivers from Seattle following final cuts

AROUND THE WORLD IN 8 GAMES

Since the 2017 season, the Chargers have ranked among the league's most-traveled teams and are the only NFL team to travel at least once around the world in every season from 2017-20.

MOST MILES TRAVELED, SINGLE SEASON, REG. AND POSTSEASON COMBINED, 2017-19

Rank	Team	Year	E.C./London Record	Miles
1.	Seattle	2018	3-0	41,236
2.	L.A. Chargers	2018	5-1	40,605
3.	Oakland	2019	2-1	40,188

In 2021, Chargers are scheduled to travel 25,387 miles for road contests. It marks the fifth-straight season that the team will travel more than the distance around the world (approx. 25,000 miles). The Bolts are the only team in the NFL to travel 'around the world' in each season from 2017-21.

SCHEDULED MILES TO TRAVEL, 2021 SEASON

Rk.	Team	Head Coach	Miles To Travel
1.	San Francisco 49ers	Kyle Shanahan	28,260
2.	Seattle Seahawks	Pete Carroll	28,050
3.	Jacksonville Jaguars	Urban Meyer	26,707
4.	Los Angeles Rams	Sean McVay	25,760
5.	Los Angeles Chargers	Brandon Staley	25,467

UNIFORM RECORDS

NEW UNIFORM RECORD



In April 2020, the Bolts unveiled new, sleek uniforms to make the best uniform in sports even better — marking a new era of Chargers football as the team moved into SoFi Stadium. Below is the team's record for the uniform colors as well as combinations.

RECORD BY UNIFORM, PANTS AND COMBOS, SINCE 2020

Uniform Color	Home	Road	Overall
Powder Blue Uniform	3-1	0-2	3-3
White Uniform	0-3	5-2	5-5
Navy Blue Color Rush	0-1	0-1	0-2
Royal Blue Color Rush.	1-0	0-0	1-0

Pants Color	Home	Road	Overall
Gold Pants	0-2	3-2	3-4
White Pants	3-2	2-2	5-4
Navy Blue Color Rush	0-1	0-1	0-2
Royal Blue Color Rush.	1-0	0-0	1-0

Uniform/Pant Combos	Home	Road	Overall
Powder Uni/Gold Pants	0-1	0-1	0-2
Powder Uni/White Pants	3-0	0-1	3-1
White Uni/Gold Pants	0-1	3-1	3-2
White Uni/White Pants	0-2	2-1	2-3
Navy Blue Color Rush	0-1	0-1	0-2
Royal Blue Color Rush.	1-0	0-0	1-0



UNIFORM RECORD SINCE THE MERGER

Since the 1970 NFL-AFL Merger, the Bolts have donned several different uniforms. Below is a look since 1970 of the team's record in specific uniform and pant colors as well as uniform combinations:

RECORD BY UNIFORM, PANTS AND COMBOS, SINCE 1970

Uniform Color	Home	Road	Overall
Powder Blue Uniform	27-34-2	4-6-1	31-40-3
White Uniform	63-38	138-206-2	201-244-2
Navy Blue Uniform.	103-88	16-18	119-106
Royal Blue Uniform	18-21	6-4	24-25

Pants Color	Home	Road	Overall
Gold Pants	56-50-2	45-68-3	101-118-5
White Pants	129-113	46-68	175-181
Navy Blue Pants.	22-17	73-98	95-115
Royal Blue Pants	4-1	0-0	4-1

Uniform/Pant Combos	Home	Road	Overall
Powder Uni/Gold Pants	6-14-2	1-4-1	7-18-3
Powder Uni/White Pants	21-20	3-2	24-22
White Uni/Gold Pants	36-16	38-60-2	74-76-2
White Uni/White Pants.	10-9	28-49	38-58
Royal Uni/Royal Pants	4-1	0-0	4-1
Navy Uni/Navy Pants	5-4	1-1	6-5
Royal Uni/Gold Pants	14-20	6-4	20-24
Navy Uni/White Pants.	98-84	15-17	113-101
White Uni/Navy Pants.	17-13	72-97	89-110

Helmet Color and Combos	Home	Road	Overall
White Helmet	81-68-2	61-80-3	142-148-5
White Uni/White Pants	6-6	13-8	19-14
White Uni/Gold Pants	6-2	7-18-2	13-20-2
Powder Uni/Gold Pants.	6-14-2	1-4-1	7-18-3
Powder Uni/White Pants.	21-20	3-2	24-22
Navy Uni/Navy Pants.	5-3	1-1	6-4
Royal Uni/Royal Pants.	4-1	0-0	4-1
White Uni/Navy Pants	9-6	32-40	41-16
Navy Uni/White Pants	24-16	4-7	28-23
Navy Helmet.	130-113	103-154	233-267
Navy Uni/Navy Pants.	0-1	0-0	0-1
Navy Uni/White Pants	74-68	11-10	85-78
Royal Uni/Gold Pants.	14-20	6-4	20-24
White Uni/Gold Pants	30-14	31-42	61-56
White Uni/Navy Pants	8-7	40-57	48-64
White Uni/White Pants	4-3	15-41	19-44

JUSTIN HERBERT

THREADING THE NEEDLE ON THIRD DOWN

In his 18 career starts, **Justin Herbert** has been the best passer at moving the chains on third down in the NFL. He has completed 122 passes on 190 attempts (64.2 pct.) for 1,483 yards and 15 touchdowns with seven interceptions (99.1 passer rating).

Herbert kicked off last season by tying for the league lead in touchdown passes on third down. The 14 touchdown passes on third down were the most by a rookie in the last 40 seasons.

Herbert added one to Mike Williams in Week 1, giving him 15 third-down scoring throws since entering the professional ranks. His 117 completions and 89 passing first downs on third down lead the NFL over the past two seasons.

Herbert also threw for 12 third-down conversions in the Week 1 win at Washington, the most passing first downs in a single game on third down since Andrew Luck did so in 2012. Herbert sports NFL bests with 19 passing first downs on third down this season. A whopping 55.9 percent of Herbert's passing attempts on third down result in a first down, which leads the NFL this year (min. 30 third-down attempts).

THIRD DOWN PASSING TOUCHDOWNS, NFL, SINCE 2020

Rank	Team	Player	Passing Touchdowns
1.	T.B.	QB Tom Brady	16
2.	LAC	QB Justin Herbert	15
3.	G.B.	QB Aaron Rodgers	14
4.	K.C.	QB Patrick Mahomes	13

THIRD DOWN PASSING FIRST DOWNS, NFL, SINCE 2020

Rank	Team/s	Player	Passing First Downs
1.	LAC	QB Justin Herbert	92
2.	Pit.	QB Ben Roethlisberger	87
3.	Atl.	QB Matt Ryan	82
4.	LAR/Det.	QB Jared Goff	81
5.	L.V.	QB Derek Carr	78

THIRD DOWN PASSING FIRST DOWNS, NFL, 2021

Rank	Team/s	Player	Passing First Downs
1.	LAC	QB Justin Herbert	19
2.	Dal.	QB Dak Prescott	16
	LAR	QB Matthew Stafford	16
	L.V.	QB Derek Carr	16
	Pit.	QB Ben Roethlisberger	16



BACK FOR AN ENCORE

After setting the rookie record for 300-yard performances last season, **Justin Herbert** kicked off the 2021 season with back-to-back 300-yard games, bringing him to 10 for his pro career. He also recorded his fifth career game with three-plus touchdowns and no interceptions, tied for the second-most ever through a player's first two career seasons.

Since entering the NFL in 2020, Herbert ranks No. 3 in passing yards per game (min. 600 attempts) and completions.

In the 2021 season opener, Herbert became the first player ever to top 400 completions through the first 16 starts of a career and joined Chiefs QB Patrick Mahomes as the only players ever to total at least 4,500 passing yards in the first 16 starts to a career.

A week later in the home opener against Dallas, Herbert joined Mahomes as the only players to top 5,000 passing yards over the first 17 starts to a career.

GAMES WITH 300-PLUS PASSING YARDS, FIRST TWO PROFESSIONAL SEASONS, NFL HISTORY

Rank	Team	Player	Games
1.	LAC	QB Justin Herbert	10
	K.C.	QB Patrick Mahomes	10
	Mia.	QB Dan Marino	10
4.	Ind.	QB Andrew Luck	9
	S.F.	QB Jeff Garcia	9
	StL	QB Kurt Warner	9

PASSING YARDS/GAME, MIN. 600 ATT., NFL, SINCE 2020

Rank	Team	Player	Passing Yards/Game
1.	K.C.	QB Patrick Mahomes	315.6
2.	T.B.	QB Tom Brady	301.1
3.	LAC	QB Justin Herbert	294.0
4.	Buf.	QB Josh Allen	281.6

PASSING COMPLETIONS LEADERS, NFL, SINCE 2020

Rank	Team	Player	Completions
1.	T.B.	QB Tom Brady	498
2.	Atl.	QB Matt Ryan	490
3.	LAC	QB Justin Herbert	484
4.	Pit.	QB Ben Roethlisberger	482

JUSTIN HERBERT

AMONG THE LEAGUE LEADERS

In his sophomore campaign, **Justin Herbert** continues to be among the top performers at the quarterback position. This season, he ranks inside the top-5 so far in passing yards (fourth) and completions (tied for second).

Herbert also is tied for the fourth-most passing touchdowns in the AFC and ranks third in the conference in passer rating among players with at least 100 passing attempts.

PASSING YARDS LEADERS, NFL, 2021

Rank	Team	Player	Passing Yards
1.	L.V.	QB Derek Carr	1,203
2.	T.B.	QB Tom Brady	1,087
3.	Ari.	QB Kyler Murray	1,005
4.	LAC	QB Justin Herbert	956
5.	Det.	QB Matthew Stafford	942

PASSING COMPLETIONS LEADERS, NFL, 2021

Rank	Team	Player	Completions
1.	T.B.	QB Tom Brady	97
2.	LAC	QB Justin Herbert	88
	L.V.	QB Derek Carr	88
	Min.	QB Kirk Cousins	88
5.	Dal.	QB Dak Prescott	86
	LAR	QB Jared Goff	86

PASSING RATING LEADERS, MIN. 100 ATT., AFC, 2021

Rank	Team	Player	Passer Rating
1.	K.C.	QB Patrick Mahomes	111.7
2.	L.V.	QB Derek Carr	101.4
3.	LAC	QB Justin Herbert	97.9
4.	Buf.	QB Josh Allen	95.5
5.	Ten.	QB Ryan Tannehill	87.7

PASSING TOUCHDOWNS, AFC, 2021

Rank	Team	Player	Passing TDs
1.	K.C.	QB Patrick Mahomes	9
2.	Buf.	QB Josh Allen	7
	Cin.	QB Joe Burrow	7
4.	LAC	QB Justin Herbert	6
	L.V.	QB Derek Carr	6



CAPTAIN CLUTCH

Justin Herbert has been clutch late in games dating back to his rookie season. In his career, Herbert has engineered five game-winning drives in the fourth quarter or overtime, including three that capped off come-from-behind victories. Below is a list of Herbert's comeback wins in the fourth quarter or overtime:

HERBERT'S FOURTH QUARTER/OVERTIME COMEBACK WINS

Date	Opponent	4Q/OT Deficit	Result
Dec. 17, 2020	at Las Vegas	24-27	W, 30-27 (OT)
Sept. 12, 2021	at Washington	13-16	W, 20-16
Sept. 26, 2021	at Kansas City	21-24	W, 30-24

Herbert posted a game-winning drive in the fourth quarter or overtime of three-straight games in 2020, becoming just the third rookie to do so since the 1970 NFL-AFL merger. The two others — Ben Roethlisberger (2004) and Vince Young (2008) — also won Offensive Rookie of the Year honors from *The Associated Press*.

THREE CONSECUTIVE GAME-WINNING DRIVES, ROOKIE QBs, SINCE 1970

Season	Team	Player	Consecutive Games
2020	LAC	Justin Herbert*	3 (Dec. 13 — Dec. 27)
2006	Ten.	Vince Young*	3 (Nov. 26 — Dec. 10)
2004	Pit.	Ben Roethlisberger*	3 (Dec. 5 — Dec. 18)

*Won AP Offensive Rookie of the Year

JUSTIN HERBERT

HERBERT'S BIG DAYS

Justin Herbert has topped 300 passing yards 10 times in his career, good for the most by any player through their first two seasons in NFL history. His eight such performances in 2020 were the most by a rookie in NFL history. Herbert's seven games with three-plus touchdown passes were also tops in league annals by a rookie.

300-YARD PASSING OUTPUTS – 10

Date	Opp.	Cmp-Att	Yards	TD	Rating
Sept. 20, 2020	vs. K.C.	22-33	311	1	94.4
Sept. 27, 2020	vs. Car.	35-49	330	1	88.0
Oct. 25, 2020	vs. Jax.	27-43	347	3	111.3
Nov. 8, 2020	vs. L.V.	28-42	326	2	105.9
Nov. 22, 2020	vs. NYJ	37-49	366	3	116.5
Nov. 29, 2020	at Buf.	31-52	316	1	75.5
Dec. 17, 2020	at L.V.	22-32	314	2	121.1
Jan. 3, 2021	at K.C.	22-31	302	3	134.1
Sept. 12, 2021	at Was.	31-47	337	1	85.2
Sept. 19, 2021	vs. Dal.	31-41	338	1	87.2

THREE-TOUCHDOWN PASSING OUTPUTS – 7

Date	Opp.	Cmp-Att	Yards	TD	Rating
Oct. 4, 2020	at T.B.	20-25	290	3	137.9
Oct. 12, 2020	at N.O.	20-34	264	4	122.7
Oct. 25, 2020	vs. Jax.	27-43	347	3	111.3
Nov. 1, 2020	at Den.	29-43	278	3	89.1
Nov. 22, 2020	vs. NYJ	37-49	366	3	116.5
Jan. 3, 2021	at K.C.	22-31	302	3	134.1
Sept. 26, 2021	at K.C.	26-38	281	4	125.0

TARGET ACQUIRED

Justin Herbert has thrown touchdowns to nine players, including eight with multiple scores. The first of his career went to **Jalen Guyton**, who caught the first touchdown of his career on the play.

HERBERT'S CAREER TOUCHDOWN PASSES BY RECEIVER

Receiver	Touchdown Passes
WR Keenan Allen	9
WR Mike Williams	9
TE Hunter Henry	4
RB Austin Ekeler	3
WR Jalen Guyton	3
WR Tyron Johnson	3
TE Donald Parham Jr.	3
FB Gabe Nabers	2
TE Virgil Green	1
Total (Nine Receivers)	37



JUSTIN HERBERT

A ROOKIE CAMPAIGN FOR THE AGES

AWARDS

- *The Associated Press* Offensive Rookie of the Year
- *Professional Football Writers of America* Rookie of the Year
- PFWA Offensive Rookie of the Year
- PFWA All-Rookie Selection
- NFL Offensive Rookie of the Month (October)
- NFL Offensive Rookie of the Month (November)
- FedEx NFL Air Player of the Week — Week 11 vs. NYJ (fan vote)
- Voted by fans as the Pepsi Zero Sugar Rookie of the Year
- Nine-time Pepsi Zero Sugar Rookie of the Week (voted by fans)

RECORDS AT THE TIME

- Most passing touchdowns by a rookie quarterback ever (31).
- Most total touchdowns by a rookie in NFL history (36).
- Most consecutive games by a rookie quarterback with multiple passing touchdowns in NFL history (seven).
- Most performances by a rookie quarterback with 300-plus passing yards in NFL history (eight).
- Most performances by a rookie quarterback with three-plus touchdowns in NFL history (six).
- Most games by a rookie quarterback with multiple touchdown passes in NFL history (10).
- Most completions ever by a rookie quarterback (396).
- Youngest player ever to throw 30 touchdowns in a single season, doing so at 22 years, 299 days old.
- Tied for the longest streak of game-winning drives (three games) in the fourth quarter or overtime by a rookie quarterback in the Super Bowl era (since 1966).
- Recorded the first win in pro football history by a rookie quarterback while posting 300 passing yards, three touchdown passes, a rushing score and no interceptions.
- Most passing touchdowns by a rookie quarterback in a game (four) and a half (three) in *Monday Night Football* history.
- Tied for the longest streak of games with three-plus touchdown passes by a rookie quarterback in NFL history (four).
- Tied for the most 300-yard passing performances in a player's first two career games (two).
- Became the first player since at least 1970 to register over 1,500 passing yards and a 100-plus passer rating through the first five games of a career.
- Set marks for the most passing attempts, completions, passing yards and touchdown passes by a rookie quarterback in Chargers history.
- Recorded the most single-game rushing yards by a quarterback in team annals (66 in Week 7 vs. Jax.).

ACCOMPLISHMENTS AND OTHER NOTES AT THE TIME

- Ranked second among rookie quarterbacks in NFL history with 4,336 passing yards on the season.
- Joined Patrick Mahomes as the only players in history to eclipse 4,000 passing yards in the first 14 starts of a career.
- Became the second player in NFL history to top 250 passing yards in each of the first seven games of a career (Mahomes).
- Threw a touchdown pass in each of his first 10 games played, the second-longest streak to open a career in NFL history.
- Threw for 277 yards in the first half of Week 11, the most by any rookie quarterback in a first half over the last 40 seasons.
- Became the third quarterback in NFL history to have 300 passing yards and a rushing score in a debut.
- Threw for the fourth-most passing yards in a debut since 1970.
- Became the first quarterback to throw a touchdown and run for a score in the first half of a debut since 1954.

OFFENSIVE ROOKIE OF THE YEAR

Justin Herbert earned widespread recognition as the Offensive Rookie of the Year, including as the 10th quarterback in history to win the honor from *The Associated Press*. Herbert was also selected by *Professional Football Writers of America* as Rookie of the Year and Offensive Rookie of the Year — becoming the second and seventh quarterback to win those awards, respectively. He is the first player in history to be recognized with all three honors.

QBs TO WIN AP OFFENSIVE ROOKIE OF THE YEAR

Season	Team	Player	Total TDs
2020	LAC	Justin Herbert	36
2019	Ari.	Kyler Murray	24
2016	Dal.	Dak Prescott	29
2012	Was.	Robert Griffin III	27
2011	Car.	Cam Newton	35
2010	StL	Sam Bradford	19
2008	Atl.	Matt Ryan	17
2006	Ten.	Vince Young	19
2004	Pit.	Ben Roethlisberger	18
1970	Buf.	Dennis Shaw	10

HOT OUT OF THE GATE

Justin Herbert kicked off his career with a pair of historic streaks. The rookie tossed a touchdown pass in each of the first 10 games of his career, just one less than the all-time record. Herbert's streak of games with 250-plus passing yards to start a career ended at seven contests, ranking second in NFL history to Patrick Mahomes' 10-game streak.

PLAYERS WITH A PASSING TOUCHDOWN, CONSECUTIVE GAMES TO START CAREER, NFL HISTORY

Rank	Team	Player	Consecutive Games
1.	Was.	QB Mark Rypien	11
2.	LAC	QB Justin Herbert	10
3.	Den.	QB Jay Cutler	9

PLAYERS WITH 250 PASSING YARDS, CONSECUTIVE GAMES TO START CAREER, NFL HISTORY

Rank	Team	Player	Consecutive Games
1.	K.C.	QB Patrick Mahomes	10
2.	LAC	QB Justin Herbert	7
3.	—	Seven Other Players	2

Last season, Herbert threw 31 touchdowns, eclipsing 30 in the season finale. At 22 years, 299 days of age that day, he became the youngest player in history to register 30 touchdown passes in a single season, besting a mark set by Ravens QB Lamar Jackson.

YOUNGEST PLAYERS TO THROW 30 TOUCHDOWN PASSES, SINGLE SEASON, NFL HISTORY

Rank	Team	Player	Age (Years-Days)
1.	LAC	QB Justin Herbert	22-299
2.	Bal.	QB Lamar Jackson	22-339

JUSTIN HERBERT

WHAT A START TO A CAREER

Justin Herbert topped 300 passing yards and threw a touchdown for the second-straight game in 2020's Week 3. The performance made Herbert just the third quarterback in NFL history to throw for 300-plus yards in each of his first two career games. The other two (Cam Newton and Kyler Murray) won Offensive Rookie of the Year honors from *The Associated Press*.

PLAYERS WITH 300-PLUS PASSING YARDS, FIRST TWO CAREER GAMES, NFL HISTORY

Season	Team	Player	Pass Yds	300-Yd Games
2020	LAC	Justin Herbert*	641	2
2019	Ari.	Kyler Murray*	657	2
2011	Car.	Cam Newton*	854	2

*Won AP Offensive Rookie of the Year

In his NFL debut in Week 2 last season, Herbert made the first start of his career, leading the team on an eight-play, 79-yard game-opening drive capped by his own four-yard touchdown run. Herbert's scoring run made him the first quarterback since at least the 1970 merger to start in an NFL debut and run in a touchdown on the team's opening drive.

Later in the half, Herbert found WR Jalen Guyton for a 14-yard score. With that score, Herbert became the first player since Giants QB Bob Clatterback to have a rushing score and a passing touchdown in the first half of an NFL debut.

PLAYERS WITH RUSHING AND PASSING TD, FIRST HALF, NFL DEBUT, SINCE 1954

Year	Team	Player	Rush TD	Pass TD
2020	LAC	Justin Herbert	1	1
1954	NYG	Bob Clatterback	1	1

Herbert finished the day with 311 yards, a touchdown and an interception on 22-of-33 passing (66.7 pct.) for a 94.4 passer rating. His 311 yards were the fourth-most by a quarterback in an NFL debut since the 1970 merger. With the rushing score, Herbert became the just the third player to throw for 300-plus yards and rush for a touchdown in a debut in NFL history.

PLAYERS WITH 300 PASSING YARDS AND A RUSHING TD, NFL DEBUT, NFL HISTORY

Year	Team	Player	Passing Yds	Rush TD
2020	LAC	Justin Herbert*	311	1
2011	Car.	Cam Newton*	422	1
1950	Cle.	Otto Graham	346	1

MOST PASSING YARDS IN AN NFL DEBUT, 1970-2020

Rank	Season	Team	Player	Passing Yds
1.	2011	Car.	Cam Newton*	422
2.	1987	Was.	Ed Rubbert	334
3.	2012	Was.	Robert Griffin III*	320
4.	2020	LAC	Justin Herbert*	311
5.	2005	StL	Ryan Fitzpatrick	310

*Won AP Offensive Rookie of the Year

A BIG-TIME ROOKIE

In 2020, Justin Herbert posted the most passing touchdowns (31) and total touchdowns (36) by a rookie quarterback in NFL history.

He also registered a rookie-record five games with three-plus touchdowns. Four of those games were in a row, joining Deshaun Watson as the only rookie quarterbacks in NFL history with three or more consecutive games of three-plus touchdown passes.

Herbert had a seven-game streak with multiple touchdown passes, good for the longest by a rookie quarterback in NFL history and tied for the third-best in team history. He finished the year with a rookie-record 10 multi-touchdown games.

PASSING TOUCHDOWNS, ROOKIE QBs, NFL HISTORY

Rank	Year	Team	Player	Passing TDs
1.	2020	LAC	Justin Herbert	31
2.	2018	Cle.	Baker Mayfield	27
3.	2012	Sea.	Russell Wilson	26
	1998	Ind.	Peyton Manning	26

TOTAL TOUCHDOWNS, ROOKIE QBs, NFL HISTORY

Rank	Year	Team	Player	Total TDs
1.	2020	LAC	Justin Herbert	36
2.	2011	Car.	Cam Newton	35
3.	2012	Sea.	Russell Wilson	30

GAMES WITH MULTIPLE PASSING TOUCHDOWNS, ROOKIE QUARTERBACKS, NFL HISTORY

Rank	Year	Team	Player	Games
1.	2020	LAC	Justin Herbert	10
2.	2018	Cle.	Baker Mayfield	9

With 4,336 passing yards, Herbert ended the season with the second-most passing yards in NFL history among rookie quarterbacks. Herbert completed 396 passes and tossed for 300-plus yards in eight games, the most by a rookie quarterback in history.

PASSING YARDS, ROOKIE QBs, NFL HISTORY

Rank	Year	Team	Player	Passing Yards
1.	2012	Ind.	Andrew Luck	4,374
2.	2020	LAC	Justin Herbert	4,336
3.	2011	Car.	Cam Newton	4,051
4.	2015	T.B.	Jameis Winston	4,042

GAMES WITH 300-PLUS PASSING YARDS, ROOKIE QUARTERBACKS, NFL HISTORY

Rank	Year	Team	Player	Games
1.	2020	LAC	Justin Herbert	8
2.	2012	Ind.	Andrew Luck	6

COMPLETIONS, ROOKIE QBs, NFL HISTORY

Rank	Year	Team	Player	Completions
1.	2020	LAC	Justin Herbert	396
2.	2016	Phi.	Carson Wentz	379
3.	2010	StL	Sam Bradford	354

JUSTIN HERBERT

EFFICIENCY AT ITS FINEST

With a 98.3 passer rating in 2020, **Justin Herbert** had the No. 5 rating by a rookie quarterback in NFL history (min. 200 att.).

Herbert's 66.6 completion percentage was the second-best and his 288.1 passing yards per game ranked No. 1 in NFL history among rookie QBs with at least 200 passing attempts.

PASSER RATING, ROOKIE QBs, MIN. 200 ATT., NFL HISTORY

Rank	Year	Team	Player	Passer Rating
1.	2016	Dal.	Dak Prescott*	104.9
2.	2017	Hou.	Deshaun Watson	103.0
3.	2012	Was.	Robert Griffin III*	102.4
4.	2012	Sea.	Russell Wilson	100.0
5.	2020	LAC	Justin Herbert*	98.3
6.	2004	Pit.	Ben Roethlisberger*	98.1
7.	1983	Mia.	Dan Marino	96.0

COMPLETION PCT., ROOKIE QBs, MIN. 200 ATT., NFL HISTORY


Rank	Year	Team	Player	Comp. Pct.
1.	2016	Dal.	Dak Prescott*	67.8
2.	2020	LAC	Justin Herbert*	66.6
3.	2004	Pit.	Ben Roethlisberger*	66.4
4.	2012	Was.	Robert Griffin III*	65.6
5.	2020	Cin.	Joe Burrow	65.3

PASSING YARDS/GAME, ROOKIE QBs, MIN. 200 ATT., NFL HISTORY

Rank	Year	Team	Player	Passing Yds/Game
1.	2020	LAC	Justin Herbert*	289.1
2.	2012	Ind.	Andrew Luck	273.4
3.	2020	Cin.	Joe Burrow	268.8
4.	2018	Cle.	Baker Mayfield	266.1
5.	2011	Car.	Cam Newton*	253.2

*Won AP Offensive Rookie of the Year

HERBERT MAKES MNF HISTORY



In his first prime time appearance, **Justin Herbert** posted 264 passing yards and four touchdowns on 20-of-34 passing (58.8 pct.) for a 122.7 passer rating. His four touchdown passes were the most by a rookie in *Monday Night Football* history.

Herbert threw for three touchdowns and a 134.3 passer rating in the first half — good for the most touchdown passes and the second-best passer rating in the first half in *Monday Night Football* history.

MOST SINGLE-GAME TOUCHDOWN PASSES, ROOKIE QBs, MONDAY NIGHT FOOTBALL HISTORY

Rank	Season	Team	Player	Passing TD
1.	2020	LAC	Justin Herbert	4
2.	2016	Dal.	Dak Prescott	3
	2013	NYJ	Geno Smith	3
	1983	Mia.	Dan Marino	3

ROOKIE SENSATION

Justin Herbert tossed three touchdowns and 347 yards while adding a rushing score in 2020's Week 7 win over Jacksonville. The performance gave him the first win in history by a rookie quarterback while posting 300 passing yards, three touchdown passes, a rushing score and no interceptions.

ROOKIE QBs WITH 300 PASSING YDS, THREE PASSING TDs AND A RUSHING TD, SINGLE GAMES, PRO FOOTBALL HISTORY

Season (Wk)	Team	Player	INTs	Result
2020 (7)	LAC	Justin Herbert	0	W, 39-29
2020 (7)	Cin.	Joe Burrow	1	L, 37-34
1969 (2)	Cin.	Greg Cook	1	W, 34-20

TWO-MONTH TEAR

In October and November 2020, Justin Herbert recorded two of the greatest months by a rookie quarterback in history, earning recognition as the NFL's Offensive Rookie of the Month twice.

Herbert's two NFL Offensive Rookie of the Month awards made him the first quarterback to win the accolade multiple times in a season since Robert Griffin III in 2012. He also became the first passer to do so in consecutive months since 2010 when Sam Bradford won in October and November. Both Griffin and Bradford went on to win Offensive Rookie of the Year honors from *The Associated Press* in each of their respective seasons.

PASSER RATING, ROOKIE QBs, MIN. 50 ATT., OCTOBER, NFL HISTORY

Rank	Year	Team	Player	Passer Rating
1.	2020	LAC	Justin Herbert*	122.2
2.	2004	Pit.	Ben Roethlisberger*	116.7
3.	2017	Hou.	Deshaun Watson	116.0

PASSING YARDS/ATTEMPT, ROOKIE QBs, MIN. 50 ATT., OCTOBER, NFL HISTORY

Rank	Year	Team	Player	Passing Yds/Att.
1.	1970	Buf.	Dennis Shaw*	10.0
2.	2017	Hou.	Deshaun Watson	9.4
3.8	2020	LAC	Justin Herbert*	8.8

*Won AP Offensive Rookie of the Year

PASSING TDs, ROOKIE QBs, NOVEMBER, NFL HISTORY

Rank	Year	Team	Player	Passing TDs
1.	2020	LAC	Justin Herbert	11
2.	1998	Ind.	Peyton Manning	10
3.	—	—	Four Other Players	9

PASSING YARDS/GAME, ROOKIE QBs, MIN. 50 ATT., NOVEMBER, NFL HISTORY

Rank	Year	Team	Player	Passing Yds/Game
1.	2012	Ind.	Andrew Luck	308.5
2.	2020	LAC	Justin Herbert	294.6
3.	2006	Ari.	Matt Leinart	284.7

KEENAN ALLEN



A PERENNIAL PRO BOWLER

With prolific campaigns each of the last four seasons, **Keenan Allen** earned four-straight Pro Bowl nods as one of the top receivers in football. He is one of four receivers to be named an all-star each of the last four seasons, joining Davante Adams, Tyreek Hill and DeAndre Hopkins. Allen topped 95 receptions in each of those seasons, becoming just the fourth player in NFL history to do so in four-straight years.

CONSECUTIVE SEASONS WITH 95-PLUS RECEPTIONS, NFL HISTORY

Rank	Team	Player	No. of Seasons
1.	Pit.	WR Antonio Brown	6 (2013-18)
2.	LAC	WR Keenan Allen	4 (2017-Present)
	Hou./Ari.	WR DeAndre Hopkins	4 (2017-Present)
	Ind.	WR Marvin Harrison*	4 (1999-2002)
	S.F.	WR Jerry Rice*	4 (1993-96)

**Pro Football Hall of Famer*

Since 2017, Allen ranks No. 2 in the NFL in receptions and fifth in receiving yards. He is one of just two players with over 420 receptions in that span.

RECEPTIONS LEADERS, NFL, SINCE 2017

Rank	Team/s	Player	Receptions
1.	Hou./Ari.	WR DeAndre Hopkins	443
2.	LAC	WR Keenan Allen	424
3.	N.O.	WR Michael Thomas	418
4.	G.B.	WR Davante Adams	408
	K.C.	TE Travis Kelce	408

RECEIVING YARDS LEADERS, NFL, SINCE 2017

Rank	Team/s	Player	Receiving Yards
1.	Hou./Ari.	WR DeAndre Hopkins	5,680
2.	Atl./Ten.	WR Julio Jones	5,490
3.	K.C.	TE Travis Kelce	5,308
4.	K.C.	WR Tyreek Hill	5,065
5.	LAC	WR Keenan Allen	5,038

A HISTORIC TRACK RECORD

Keenan Allen hauled in nine passes in his 99th career game in 2020's Week 14 win against Atlanta, setting an all-time record for the most catches through the first 100 games of a career. Allen added a catch in the 100th game of his career to add to his record-setting mark. Allen had 556 catches in his first 90 career games, good for the third-most in NFL history.

RECEPTIONS, FIRST 100 CAREER GAMES, NFL HISTORY

Rank	Team/s	Player	Rec.
1.	LAC	WR Keenan Allen	624
2.	Pit.	WR Antonio Brown	622
3.	Atl.	WR Julio Jones	619
4.	Ari./Bal.	WR Anquan Boldin	614
5.	Ind.	WR Marvin Harrison	591

With a team-record 16 receptions in last year's Week 11 win against the New York Jets, Allen tied as the fastest player in NFL history to reach 600 career receptions with Antonio Brown (96 games).

Allen not only made team history with a record-setting 16 catches in the Bolts' Week 11 win, he also set an NFL record by registering his sixth career game of 13-plus receptions. Allen also became the fifth player in NFL history with multiple performances of 15 or more catches.

FEWEST GAMES TO 600 RECEPTIONS, NFL HISTORY

Rank	Team/s	Player	Games
1.	LAC	WR Keenan Allen	96
	Pit.	WR Antonio Brown	96
3.	Atl.	WR Julio Jones	97
4.	Ari./Bal.	WR Anquan Boldin	98

MOST GAMES WITH 13-PLUS RECEPTIONS, NFL HISTORY

Rank	Team	Player	Games
1.	LAC	WR Keenan Allen	6
2.	N.E.	WR Wes Welker	5
	Pit.	WR Antonio Brown	5

MOST GAMES WITH 15-PLUS RECEPTIONS, NFL HISTORY

Rank	Team	Player	Games
1.	LAC	WR Keenan Allen	2
	Dal.	TE Jason Witten	2
	Den.	WR Brandon Marshall	2
	N.E.	WR Wes Welker	2
	Pit.	WR Antonio Brown	2

KEENAN ALLEN

THIRD-DOWN PHENOM

Keenan Allen has been the NFL's top receiver on third down since 2017, totaling 126 catches for 1,691 yards and moving the chains on 105 of those receptions — all of which are NFL highs. He ranks tied for No. 3 over that span with 12 touchdown grabs on third down.

This season, Allen has continued his third-down dominance. He ranks third in the league with eight receptions and fifth with 113 receiving yards on third down. Seven of those grabs moved the chains, good for the most in the NFL in 2021.

THIRD DOWN RECEPTIONS, NFL, SINCE 2017

Rank	Team/s	Player	Receptions
1.	LAC	WR Keenan Allen	126
2.	Hou./Ari.	WR DeAndre Hopkins	107
3.	LAR	WR Cooper Kupp	102
4.	N.O.	WR Michael Thomas	99
5.	G.B.	WR Davante Adams	97

THIRD DOWN RECEIVING YARDS, NFL, SINCE 2017

Rank	Team/s	Player	Receiving Yards
1.	LAC	WR Keenan Allen	1,691
2.	LAR	WR Cooper Kupp	1,502
3.	G.B.	WR Davante Adams	1,480
4.	K.C.	WR Tyreek Hill	1,317
5.	Atl./Ten.	WR Julio Jones	1,295

RECEIVING FIRST DOWNS, THIRD DOWN, NFL, SINCE 2017

Rank	Team/s	Player	Rec. First Downs
1.	LAC	WR Keenan Allen	105
2.	Hou./Ari.	WR DeAndre Hopkins	85
3.	LAR	WR Cooper Kupp	80
4.	Atl./Ten.	WR Julio Jones	77
	G.B.	WR Davante Adams	77
	K.C.	TE Travis Kelce	77

THIRD DOWN RECEPTIONS, NFL, 2021

Rank	Team	Player	Receptions
1.	LAC	WR Keenan Allen	8
	S.F.	WR Deebo Samuel	7
3.	—	Six Other Players	7

THIRD DOWN RECEIVING YARDS, NFL, 2021

Rank	Team	Player	Receiving Yards
1.	Hou.	WR Brandin Cooks	153
2.	S.F.	WR Deebo Samuel	152
3.	L.V.	WR Henry Ruggs III	137
4.	LAR	WR DeSean Jackson	115
5.	LAC	WR Keenan Allen	113

RECEIVING FIRST DOWNS, THIRD DOWN, NFL, 2021

Rank	Team	Player	Rec. First Downs
1.	LAC	WR Keenan Allen	7
2.	Hou.	WR Brandin Cooks	6
	S.F.	WR Deebo Samuel	6

TRIPLE-THREAT

From Weeks 11-13 in 2017, Keenan Allen became the first player in NFL history to post a streak of three-consecutive games with 10-plus receptions, 100-plus receiving yards and at least one TD catch.

KEENAN ALLEN RECEIVING STATS, WEEK 11-13, 2017

Week	Date	Opp.	Rec.	Yds	Avg.	Lg	TD
11	Nov. 19, 2017	vs. Buf.	12	159	13.3	29	2
12	Nov. 23, 2017	at Dal.	11	172	15.6	42t	1
13	Dec. 3, 2017	vs. Cle.	10	105	10.5	26	1

Allen capped off the season with an INT in the road finale at the New York Jets. The pick made him the first player in NFL history to have 90-plus catches and an INT in the same season. Allen also joined Hall of Famers Don Hutson (1942) and Randy Moss (2009) as the third player in league annals to register 1,000-plus receiving yards and an INT in the same season.

PLAYERS WITH 1,000 RECEIVING YARDS AND AN INT, SINGLE SEASON, NFL HISTORY

Year	Team	Player	Rec.	Rec. Yds	INTs
2017	LAC	Keenan Allen	102	1,393	1
2009	N.E.	Randy Moss*	83	1,264	1
1942	G.B.	Don Hutson*	74	1,211	7

*Pro Football Hall of Famer



KEENAN ALLEN

KEENAN KEEPS CLIMBING

Keenan Allen's first catch in Week 10 of the 2020 season made him the franchise leader in receptions among wide receivers, passing Hall of Famer **Charlie Joiner** in the process. Allen now ranks No. 2 in team annals behind **TE Antonio Gates** with 645 career receptions. Four of the top six pass catchers in team annals are in the Pro Football Hall of Fame. Gates, the NFL-record holder for most touchdown catches by a tight end, will be eligible for enshrinement in 2023.

In Week 2 of this season, Allen moved to fourth on the team's receiving yards list. He currently sits at No. 2 among Chargers in history for games with 100-plus receiving yards and has a franchise-record 12 games with 10-plus receptions.

CAREER RECEPTIONS, CHARGERS HISTORY

Rank	Years	Player	Receptions
1.	2003-18	TE Antonio Gates	955
2.	2013-Present	WR Keenan Allen	645
3.	1976-86	WR Charlie Joiner*	586
4.	1979-87	TE Kellen Winslow*	541
5.	2001-09	RB LaDainian Tomlinson*	530
6.	1962-70	WR Lance Alworth*	493

*Pro Football Hall of Famer

CAREER RECEIVING YARDS, CHARGERS HISTORY

Rank	Years	Player	Receiving Yards
1.	2003-18	TE Antonio Gates	11,841
2.	1962-70	WR Lance Alworth	9,584
3.	1976-86	WR Charlie Joiner	9,203
4.	2013-Present	WR Keenan Allen	7,655
5.	1966-76	WR Gary Garrison	7,533

Allen now holds three of the four 100-catch seasons in team history and Allen was the 13th player in NFL history to have three 100-catch seasons.

RECEPTIONS, SINGLE SEASON, CHARGERS HISTORY

Rank	Season	Player	Receptions
1.	2019	WR Keenan Allen	104
	2017	WR Keenan Allen	102
3.	2020	WR Keenan Allen	100
	2003	RB LaDainian Tomlinson	100

KEEPING IT 100

Keenan Allen registered his second 100-yard performance of the year in Week 2. It gave him 29 games with 100-plus yards for his career, tying for the fourth-most since he entered the NFL in 2013.

GAMES WITH 100-PLUS RECEIVING YARDS, NFL, SINCE 2013

Rank	Team/s	Player	Games
1.	Atl./Ten.	WR Julio Jones	49
2.	Pit./T.B.	WR Antonio Brown	41
3.	Hou./Ari.	WR DeAndre Hopkins	37
4.	LAC	WR Keenan Allen	29
	Ind.	WR T.Y. Hilton	29

Allen's seven 100-yard games in 2017 were the most by a Charger in a single season since 1980. He became the first Chargers rookie to top 100 receiving yards in a postseason contest.

REGULAR-SEASON 100-YARD RECEIVING GAMES — 29

Date	Opp.	Rec.	Yds	Avg.	Lg	TD
Oct. 6, 2013	at Oak.	6	115	19.2	30	1
Oct. 14, 2013	vs. Ind.	9	107	11.9	22t	1
Nov. 3, 2013	at Was.	8	128	16.0	22	1
Nov. 24, 2013	at K.C.	9	124	13.8	29	0
Dec. 1, 2013	vs. Cin.	8	106	13.3	22	0
Sept. 28, 2014	vs. Jax.	10	135	13.5	24	0
Nov. 23, 2014	vs. StL	6	104	17.3	35	1
Nov. 30, 2014	at Bal.	11	121	11.0	23t	2
Sept. 13, 2015	vs. Det.	15	166	11.1	21	0
Sept. 27, 2015	at Min.	12	133	11.1	34t	2
Oct. 18, 2015	at G.B.	14	157	11.2	38	0
Sept. 17, 2017	vs. Mia.	9	100	11.1	24	0
Oct. 1, 2017	vs. Phi.	5	138	27.6	50	0
Nov. 19, 2017	vs. Buf.	12	159	13.3	29	2
Nov. 23, 2017	at Dal.	11	172	15.6	42t	1
Dec. 3, 2017	vs. Cle.	10	105	10.5	26	1
Dec. 10, 2017	vs. Was.	6	111	18.5	51	0
Dec. 31, 2017	vs. Oak.	9	133	14.8	28	1
Sept. 9, 2018	vs. K.C.	8	108	13.5	23	1
Nov. 4, 2018	at Sea.	6	124	20.7	54	0
Dec. 2, 2018	at Pit.	14	148	10.6	21	1
Sept. 8, 2019	vs. Ind.	8	123	15.4	28t	1
Sept. 22, 2019	vs. Hou.	13	183	14.1	34	2
Sept. 27, 2020	vs. Car.	13	132	10.2	22	1
Oct. 25, 2020	vs. Jax.	10	125	12.5	27	0
Nov. 8, 2020	vs. L.V.	9	103	11.4	27t	1
Nov. 22, 2020	vs. NYJ	16	145	9.1	21	1
Sept. 12, 2021	at Was.	9	100	11.1	17	0
Sept. 19, 2021	vs. Dal.	4	108	27.0	42	0

POSTSEASON 100-YARD RECEIVING GAMES — 1

Date	Opp.	Rec.	Yds	Avg.	Lg	TD
Jan. 12, 2014*	at Den.	6	142	23.7	49	2

*AFC Divisional

AUSTIN EKELER



HANDS TEAM

Austin Ekeler is one of the most dynamic receiving backs in the NFL. He is now just one touchdown grab away from setting the record for most receiving scores by an undrafted running back in the common draft era (since 1967).

RECEIVING TDS, UNRAFTED RBs, NFL, SINCE 1967

Rank	Team/s	Player	Receiving TDs
1.	LAC	Austin Ekeler	17
	NYJ/N.E./S.D./Bal.	Danny Woodhead	17
3.	Cle./Was.	Mike Sellers	16
4.	Hou./Mia.	Arian Foster	14

With five more receiving touchdowns this year, **Austin Ekeler** can set the NFL record for the most scoring grabs by a running back in their first five seasons in the common draft era (since 1967).

RECEIVING TDs THROUGH FIRST FIVE SEASONS, RBs, NFL, SINCE 1967

Rank	Team/s	Player	Receiving TDs
1.	Min.	Chuck Foreman	21
2.	N.E.	James White	19
3.	Phi.	Brian Westbrook	18
4.	LAC	Austin Ekeler	17
	N.O.	Alvin Kamara	17

With a three-yard touchdown run to cap off the team's opening drive in Week 1, **Austin Ekeler** reached 10 career rushing scores. He joined Danny Woodhead as the only two undrafted players in history to have 10-plus rushing scores and 15-plus receiving touchdowns in a career.

UNRAFTED PLAYERS WITH 10-PLUS RUSHING TDs AND 15-PLUS RECEIVING TDs, NFL HISTORY

Team/s	Player	Rush TDs	Rec. TDs
NYJ/N.E./S.D.	RB Danny Woodhead	15	17
LAC	RB Austin Ekeler	10	17

AN OLD HEAD ON YOUNG SHOULDERS

With the 15th touchdown reception of his career in the Week 16 victory last year, **Austin Ekeler** became the fourth running back in the common draft era (since 1967) to eclipse 15 receiving scores before turning 26-years-old. He has a chance to be the second running back in that span to haul in 20 career touchdowns before turning 27-years-old.

YOUNGEST TO REACH 20 CAREER RECEIVING TDs, RUNNING BACKS, COMMON DRAFT ERA (SINCE 1967)

Rank	Team	Player	Age (Years-Days)
1.	Min.	Chuck Foreman	26-333
—	Car.	Christian McCaffrey	25-119*
—	K.C./Cle.	Kareem Hunt	26-58*
—	N.O.	Alvin Kamara	26-70*
—	LAC	Austin Ekeler	26-139*

*Age as of Oct. 3, 2021

YOUNGEST TO REACH 15 CAREER RECEIVING TDs, RUNNING BACKS, COMMON DRAFT ERA (SINCE 1967)

Rank	Team	Player	Age (Years-Days)
1.	Car.	Christian McCaffrey	23-170
2.	Min.	Chuck Foreman	25-42
3.	LAC	Austin Ekeler	25-224
4.	Buf.	Joe Cribbs	25-312

100 MILES AND RUNNIN'

In the team's 45-10 win over Jacksonville last season, **Austin Ekeler** recorded the 35th 100-yard rushing and 100-yard receiving performance in league annals on just 12 offensive touches — the fewest in a 100/100 performance in NFL history.

Ekeler's effort was the fourth such performance by an undrafted running back in the common draft era (since 1967) and the third in team history (second by a Charger in the regular season.)

PLAYERS WITH 100 RUSHING YARDS AND 100 RECEIVING YARDS, SINGLE GAMES, MAX. 15 TOUCHES, NFL HISTORY

Year	Team	Player	Rush Yds	Rec. Yds	Touches
2019	LAC	Austin Ekeler	101	112	12
1986	Dal.	Herschel Walker	122	170	15
1954	ChiC*	Ollie Matson	115	161	15

*Chicago Cardinals

PLAYERS WITH 100 RUSHING YARDS AND 100 RECEIVING YARDS, SINGLE GAMES, CHARGERS HISTORY

Year	Player	Rush Att	Rush Yds	Rec.	Rec. Yds
2019	Austin Ekeler	8	101	4	112
1985	Lionel James	12	127	5	118
1963	Keith Lincoln*	13	206	7	123

*Only postseason 100/100 performance in pro football history

AUSTIN EKELER

ELECTRIC EKELER

Now in his fifth season, **Austin Ekeler** has established himself as one of the best receiving running backs in Chargers history. He has already set the all-time Chargers record for receiving touchdowns by a running back and can continue to move further up the team record books for receptions and receiving yards by a running back.

CAREER RECEPTIONS, RBs, CHARGERS HISTORY

Rank	Years	Player	Receptions
1.	2001-09	LaDainian Tomlinson	530
2.	1990-95	Ronnie Harmon	378
3.	1995-2002	Terrell Fletcher	259
4.	2017-Present	Austin Ekeler	227
5.	2015-19	Melvin Gordon III	224

CAREER RECEIVING YARDS, RBs, CHARGERS HISTORY

Rank	Years	Player	Receiving Yards
1.	2001-09	LaDainian Tomlinson	3,955
2.	1990-95	Ronnie Harmon	3,939
3.	2017-Present	Austin Ekeler	2,192
4.	1990-95	Ronnie Harmon	1,978

CAREER RECEIVING TDs, RBs, CHARGERS HISTORY

Rank	Years	Player	Receiving TDs
1.	2017-Present	Austin Ekeler	17
2.	2001-09	LaDainian Tomlinson	15
3.	1961-66, '68	Keith Lincoln	14

KEEPING IT 100

Austin Ekeler enters the 2021 season as the lead back for the Bolts again after producing his first 100-yard rushing performance and three games with 100-plus receiving yards in 2019 to set a team record for career 100-yard receiving games by a running back.

100-YARD RUSHING OUTPUTS – 1

Date	Opp.	Att	Yds	Avg.	Lg	TD
Dec. 8, 2019	at Jax.	8	101	12.6	35	0

100-YARD RECEIVING OUTPUTS – 3

Date	Opp.	Rec.	Yds	Avg.	Lg	TD
Oct. 20, 2019	at Ten.	7	118	16.9	41t	1
Nov. 18, 2019	vs. K.C.	8	108	13.5	37	0
Dec. 8, 2019	at Jax.	4	112	28.0	84t	1

EKELER EFFICIENT AS EVER

Austin Ekeler's 93 rushing yards in 2020's Week 2 game put him over 1,500 career rushing yards. Ekeler hit the milestone on his 473rd career offensive touch, the third-fewest amount of touches that it's taken an NFL running back to hit the accolade since the 1970 NFL-AFL merger.

NFL RBs TO REACH 1,500 RUSHING YARDS AND 1,500 RECEIVING YARDS, FEWEST TOUCHES, SINCE 1970

Rank	Team	Player	Touches
1.	N.O.	Alvin Kamara	470
2.	Dal.	Herschel Walker	471
3.	LAC	Austin Ekeler	473

By eclipsing the mark in his 48th career game, Ekeler broke Arian Foster's record for the fewest games played by an undrafted running back to reach 1,500 career rushing yards and 1,500 career receiving yards since the merger.

UNDRAFTED RBs TO REACH 1,500 RUSHING YARDS AND 1,500 RECEIVING YARDS, FEWEST GAMES, NFL, SINCE 1970

Rank	Team	Player	Games
1.	LAC	Austin Ekeler	48
2.	Hou.	Arian Foster	50



OFFENSIVE PLAYER NOTES

LEAGUE-LEADING TANDEM

This season, **Mike Williams** and **Keenan Allen** are among the best receiving duos in football. Their combined receiving yardage this year ranks second among pass-catching duos in the NFL.

COMBINED REC. YARDS, PASS-CATCHING DUOS, NFL, 2021

Rk.	Tm.	Player (Yds.)	Player (Yds.)	Total Yds
1.	K.C.	TE Travis Kelce (289)	WR Tyreek Hill (267)	556
2.	LAC	WR Mike Williams (295)	WR Keenan Allen (258)	553
3.	Sea.	WR Tyler Lockett (309)	WR DK Metcalf (220)	529
4.	S.F.	WR Deebo Samuel (334)	TE George Kittle (187)	521

AMONG CONFERENCE LEADERS

This season, **Mike Williams** and **Keenan Allen** also both rank near the top of the AFC receiving leaderboards.

RECEPTIONS LEADERS, AFC, 2021

Rank	Team	Player	Receptions
1.	Buf.	WR Cole Beasley	23
	Hou.	WR Brandin Cooks	23
3.	LAC	WR Mike Williams	22
	Mia.	WR Jaylen Waddle	22
5.	LAC	WR Keenan Allen	21

RECEIVING YARDS LEADERS, AFC, 2021

Rank	Team	Player	Receiving Yards
1.	Hou.	WR Brandin Cooks	322
2.	LAC	WR Mike Williams	295
3.	K.C.	TE Travis Kelce	289
4.	K.C.	WR Tyreek Hill	267
5.	LAC	WR Keenan Allen	258

RECEIVING TOUCHDOWNS LEADERS, AFC, 2021

Rank	Team/s	Player	Receiving TDs
1.	LAC	WR Mike Williams	4
	Cin.	WR Ja'Marr Chase	4
3.	Ind.	WR Zach Pascal	3
	K.C.	TE Travis Kelce	3

KEEPING IT 100

Mike Williams has topped 100 receiving yards in five career games — including his first of the year in last week's win at Kansas City. He has hauled in at least one touchdown in each of his last three 100-yard performances.

100-YARD RECEIVING OUTPUTS — 5

Date	Opp.	Rec.	Yds	Avg.	Lg	TD
Nov. 3, 2019	vs. G.B.	3	111	37.0	56	0
Dec. 1, 2019	at Den.	5	117	23.4	52	0
Oct. 12, 2020	at N.O.	5	109	21.8	64t	2
Jan. 3, 2021	at K.C.	6	108	18.0	48t	1
Sept. 26, 2021	at K.C.	7	122	17.4	43	2



WILLIAMS ABOVE AVERAGE

Since entering the NFL in 2017, wide receiver **Mike Williams** has 173 catches for 2,811 yards for a career receiving average of 16.2 yards. His career average is the second-best in the NFL since 2017 among players with at least 150 catches. Williams' 20.4 average in 2019 is still the best in a single-season over that span (min. 40 rec.).

RECEIVING AVG. LEADERS, MIN. 150 REC., NFL, SINCE 2017

Rank	Team	Player	Receiving Avg.
1.	Det./NYG	WR Kenny Golladay	16.7
2.	LAC	WR Mike Williams	16.2
3.	T.B.	WR Mike Evans	15.9

RECEIVING AVERAGE LEADERS, SINGLE SEASON, MIN. 40 RECEPTIONS, NFL, SINCE 2017

Rank	Season	Team	Player	Rec. Avg.
1.	2019	LAC	WR Mike Williams	20.4
2.	2019	Ten.	WR A.J. Brown	20.2
3.	2018	T.B.	WR DeSean Jackson	18.9

OFF TO A STREAKING START

Mike Williams hauled in a 20-yard touchdown pass in the fourth quarter of Sunday's win to extend his streak of games with a touchdown catch to start the season to three consecutive. It's tied for the third-longest streak to open a season in team history and is the first of three-plus games since TE Antonio Gates in 2010.

CONSECUTIVE GAMES WITH A RECEIVING TD TO START A SEASON, CHARGERS HISTORY

Rank	Season	Player	Consecutive Games
1.	2010	TE Antonio Gates	5
2.	1996	WR Tony Martin	4
3.	2021	WR Mike Williams	3
	2008	WR Chris Chambers	3
	1986	RB Gary Anderson	3
	1985	TE Eric Sievers	3

JOEY BOSHA



NOT YOUR AVERAGE JOEY

Since entering the NFL in 2016, **Joey Bosa** has been an absolute force, recording the sixth-best sacks-per-game over that span (min. 60 games played).

SACKS PER GAME, MIN. 60 GAMES PLAYED, SINCE 2016

Rank	Team	Player	GP	Sacks/Game
1.	Ari.	OLB Chandler Jones	72	0.92
2.	LAR	DT Aaron Donald	81	0.83
3.	Pit.	LB T.J. Watt	64	0.82
4.	Min.	DE Danielle Hunter	67	0.78
5.	Den.	OLB Von Miller	66	0.76
6.	LAC	OLB Joey Bosa	66	0.74

Bosa has also been one of the top-producing pass rushers since entering the NFL. His 49 career sacks rank No. 8 over that span.

SACKS LEADERS, NFL, SINCE 2016

Rank	Team	Player	Sacks
1.	LAR	DT Aaron Donald	67.5
2.	Ari.	OLB Chandler Jones	66.0
3.	N.O.	DE Cameron Jordan	55.5
4.	Oak./Chi.	LB Khalil Mack	54.5
5.	Min.	DE Danielle Hunter	52.5
	Pit.	LB T.J. Watt	52.5
7.	Den.	OLB Von Miller	50.0
8.	LAC	OLB Joey Bosa	49.0

ONE OF A KIND

With 8.5 sacks in his first eight games of 2017, **Joey Bosa** brought his career total to 19.0 sacks over his first 20 career games. That topped the previous NFL record of 18.5 set by Aldon Smith in 2012.

SACKS, FIRST 20 CAREER GAMES, NFL HISTORY

Rank	Team	Player	Sacks
1.	Chargers	DE Joey Bosa	19.0
2.	49ers	LB Aldon Smith	18.5
3.	Packers	LB Clay Matthews	17.0

A PRO BOWL PASS RUSHER

In 2020, **Joey Bosa** was named a Pro Bowler for the third time in his career. Despite missing a pair of games, Bosa's 15 tackles for loss and 27 QB hits each ranked No. 2 in the AFC that season. Bosa became the third Charger defender to be selected to three Pro Bowls over the first five seasons of a career.

MOST PRO BOWL SELECTIONS, FIRST FIVE SEASONS, DEFENSIVE PLAYERS, CHARGERS HISTORY

Rank	Years	Player	Pro Bowls
1.	1990-94	LB Junior Seau	4
2.	2016-20	DE Joey Bosa	3
	2005-09	LB Shawne Merriman	3

A CAREER-BEST PERFORMANCE

In 2020's Week 12 matchup at Buffalo, **Joey Bosa** set numerous single-game career highs — nine tackles (eight solo), three sacks, six tackles for loss, five quarterback hits, a fumble recovery and a pass defended. He became just the second player to post three sacks, five tackles for loss, five QB hits and recover a fumble since tackles for loss became a stat in 2008.

PLAYERS WITH THREE SACKS, FIVE QB HITS, FIVE TFLs, FUMBLE RECOVERY, SINGLE GAMES, SINCE 2008

Season	Team	Player	Game
2020	LAC	DE Joey Bosa	Nov. 29 at Buf.
2018	LAR	DT Aaron Donald	Oct. 21 at S.F.

YOUNG AND RESTLESS

Joey Bosa has a shot to be one of the youngest players to reach 60 sacks in history. Arizona's J.J. Watt set the record for the youngest player to reach 60 career sacks in 2015 while with the Texans at 26 years, 182 days. If Bosa records 12.5 sacks over the course of this season, he will be the youngest player in NFL history to eclipse 60 career sacks.

YOUNGEST PLAYERS TO REACH 60 SACKS, NFL HISTORY

Rank	Team	Player	Age (Years-Days)
1.	Texans	DE J.J. Watt	26-182
2.	Chiefs	LB Derrick Thomas	26-275
3.	Broncos	OLB Von Miller	26-283
4.	Eagles	DE Reggie White	26-316
—	Chargers	OLB Joey Bosa	26-85*

*Age as of Oct. 4, 2021

JOEY BOSA

BOSA'S SACKS BY QUARTERBACK

With a half-sack of Kansas City QB Patrick Mahomes in Week 3, **Joey Bosa** now has 49.0 career sacks. He has brought down 32 different passers in his career, including 13 more than once. Below is a look at his career regular-season sacks by quarterback:

BOSA'S REGULAR-SEASON CAREER SACKS BY QB (49.0)

Sacks	Player	Most Recent Sack
6.0	Derek Carr	Dec. 22, 2019 vs. Oak.
3.5	Trevor Siemian	Oct. 22, 2017 vs. Den.
2.5	Gardner Minshew II	Oct. 25, 2020 vs. Jax.
	Josh Rosen	Sept. 29, 2019 at Mia.
2.0	Josh Allen	Nov. 29, 2020 at Buf.
	Robert Griffin III	Dec. 24, 2016 at Cle.
	Eli Manning	Oct. 8, 2015 at NYG
	Matt Ryan	Oct. 23, 2016 at Atl.
	Alex Smith	Sept. 24, 2017 vs. K.C.
	Ryan Tannehill	Oct. 20, 2019 at Ten.
	Mitchell Trubisky	Oct. 27, 2019 at Chi.
1.5	Aaron Rodgers	Nov. 3, 2019 vs. G.B.
	Patrick Mahomes	Sept. 26, 2021 at K.C.
1.0	Matt Barkley	Nov. 29, 2020 at Buf.
	Blake Bortles	Nov. 12, 2017 at Jax.
	Tom Brady	Oct. 29, 2017 at N.E.
	Drew Brees	Oct. 12, 2020 at N.O.
	Teddy Bridgewater	Sept. 27, 2020 vs. Car.
	Jacoby Brissett	Sept. 8, 2019 vs. Ind.
	Joe Burrow	Sept. 13, 2020 at Cin.
	Jeff Driskel	Dec. 9, 2018 vs. Cin.
	Joe Flacco	Oct. 6, 2019 vs. Den.
	Ryan Fitzpatrick	Sept. 12, 2021 at Was.
	Case Keenum	Dec. 30, 2017 at Den.
	DeShone Kizer	Dec. 3, 2017 vs. Cle.
	Cam Newton	Dec. 11, 2016 at Car.
	Ben Roethlisberger	Dec. 2, 2018 at Pit.
	Tyrod Taylor	Nov. 19, 2017 vs. Buf.
	Jameis Winston	Dec. 4, 2016 vs. T.B.
0.5	Lamar Jackson	Dec. 22, 2018 vs. Bal.
	Brock Osweiler	Nov. 27, 2016 at Hou.
	Deshaun Watson	Sept. 22, 2019 vs. Hou.

BRING THE HEAT

Joey Bosa ranks tied for fourth for sacks in team history. He's closing in on 50 sacks for his career. If Bosa can eclipse that mark within the first six games of the season, he will have done so faster than any player in Chargers history.

CAREER SACKS LEADERS, CHARGERS HISTORY SINCE 1982

Rank	Years	Player	Sacks
1.	1986-95	DE Leslie O'Neal	105.5
2.	2004-12	LB Shaun Phillips	69.5
3.	1984-90	DE Lee Williams	65.5
4.	2016-Present	OLB Joey Bosa	49.0
	2012-20	DE Melvin Ingram III	49.0
6.	1990-2002	LB Junior Seau	47.0

FEWEST GAMES TO 50 SACKS, CHARGERS HISTORY

Rank	Years	Player	Games
1.	1986-91	DE Leslie O'Neal	70
2.	1984-89	DE Lee Williams	75
3.	2004-10	LB Shaun Phillips	96
—	2016-Present	OLB Joey Bosa	66



DEFENSIVE PLAYER NOTES

TAKE YOUR PICK



In the season opener, rookie **CB Asante Samuel Jr.**, became the first Chargers rookie cornerback to start in his NFL debut since Sammy Davis did so in 2003 at Kansas City.

Samuel picked off Dak Prescott in Week 2 for his first career interception. He became the first Chargers defensive back since Antoine Cason in 2008 to register his first interception within his first two career games. At 21 years, 351 days of age, Samuel was the youngest Charger to pick off a pass in the last 25 seasons.

In a diving effort in the first half, Samuel, intercepted his second career pass. He became the second player since 1982 that wasn't a first-round draft choice with multiple picks before turning 22-years-old. Samuel also is the third Charger since the 1970 NFL-AFL Merger to have multiple picks through the first three games of a career.

YOUNGEST CHARGERS WITH AN INTERCEPTION, LAST 25 SEASONS (SINCE 1996)

Rank	Season	Player	Age (Years-Days)
1.	2021	CB Asante Samuel Jr.	21-351
2.	2021	CB Asante Samuel Jr.	21-358
3.	2018	S Derwin James	22-51
4.	2008	CB Antoine Cason	22-67
5.	2018	S Derwin James	22-114

MOST INTERCEPTIONS, FIRST THREE CAREER GAMES, CHARGERS, SINCE 1970

Rank	Season	Player	Interceptions
1.	2021	CB Asante Samuel Jr.	2
	1982	S Andre Young	2
	1981	S Bob Gregor	2

A FUMBLE FACTORY

Of Los Angeles' three first-half takeaways in the Week 3 win at Kansas City, two were fumbles forced by **CB Tevaughn Campbell** and both were recovered by **CB Michael Davis**.

Campbell's two forced fumbles were the most in a first half by a Charger since Melvin Ingram in Week 15 of the 2016 season. Meanwhile, the pair of recoveries by Davis were the most in the first half by a Charger since Corey Liuget in 2014.

KYZIR FORCES THE ISSUE



After forcing two fumbles in the Week 1 win at Washington, **Kyzir White** set a Chargers record for most forced fumbles in a season opener since at least 2000. It also tied for the most in a single game on Kickoff Weekend over that span.

CHARGERS CAREER NUMBERS AGAINST RAIDERS

24

NASIR ADDERLEY

S

REGULAR SEASON DEFENSE

Date	Opp.	Res.	GP/GS	Tot	Solo	Asst	Sks	Yds	TFL	QBH	INT	Yds	Lg	TD	PD	FF	FR	Yds
11/08/20	L.V.	L	1/1	5	5	0	0.0	0	0	0	0	0	—	0	1	0	0	0
Totals		0-1	1/1	5	5	0	0.0	0	0	0	0	0	—	0	1	0	0	0

13

KEENAN ALLEN

WR

REGULAR SEASON RECEIVING

Date	Opp.	Res.	GP/GS	Rec.	Yds	Avg.	Lg	TD
11/06/13	at Oak.	L	1/1	6	115	19.2	30	1
12/22/13	Oak.	W	1/1	3	26	8.7	18	1
10/12/14	at Oak.	W	1/1	3	27	9.0	19	0
11/16/14	Oak.	W	1/1	8	63	7.9	13	0
10/25/15	Oak.	L	1/1	9	89	9.9	18	0
10/15/17	at Oak.	W	1/1	5	45	9.0	28	0
12/31/17	Oak.	W	1/1	9	133	14.8	28	1
10/07/18	Oak.	W	1/1	8	90	11.3	19	0
11/11/18	at Oak.	W	1/1	6	57	9.5	18	1
11/07/19	at Oak.	L	1/1	8	68	8.5	26	0
12/22/19	Oak.	L	1/1	5	71	14.2	20	0
11/08/20	L.V.	L	1/1	9	103	11.4	27t	1
12/17/20	at L.V.	W (OT)	1/1	1	17	17.0	17	0
Totals		8-5	13/13	80	904	11.3	30	5

82

STEPHEN ANDERSON

TE

REGULAR SEASON RECEIVING

Date	Opp.	Res.	GP/GS	Rec.	Yds	Avg.	Lg	TD
11/21/16	at Oak.	L	1/0	1	14	14.0	14	0
11/08/20	L.V.	L	1/0	0	0	—	—	0
12/17/20	at L.V.	W (OT)	1/0	0	0	—	—	0
Totals		1-2	3/0	1	14	14.0	14	0

POSTSEASON RECEIVING

Date	Opp.	Res.	GP/GS	Rec.	Yds	Avg.	Lg	TD
01/07/17	Oak.	W	1/0	0	0	—	—	0
Totals		1-0	1/0	0	0	—	—	0

97

JOEY BOSA

OLB

REGULAR SEASON DEFENSE

Date	Opp.	Res.	GP/GS	Tot	Solo	Asst	Sks	Yds	TFL	QBH	INT	Yds	Lg	TD	PD	FF	FR	Yds
10/09/16	at Oak.	L	1/0	5	4	1	2.0	16	3	2	0	0	—	0	0	0	0	0
12/18/16	Oak.	L	1/1	4	3	1	1.0	6	1	1	0	0	—	0	0	0	0	0
10/15/17	at Oak.	W	1/1	3	2	1	1.0	6	0	0	0	0	—	0	0	1	0	0
12/31/17	Oak.	W	1/1	5	2	3	1.0	6	1	2	0	0	—	0	0	0	1	0
11/07/19	at Oak.	L	1/1	2	1	1	0.0	0	1	2	0	0	—	0	0	0	0	0
12/22/19	Oak.	L	1/1	4	4	0	1.0	9	2	3	0	0	—	0	0	0	0	0
12/17/20	at L.V.	W (OT)	1/0	4	2	2	0.0	0	2	3	0	0	—	0	0	0	0	0
Totals		3-4	7/5	23	18	9	6.0	43	8	10	0	0	—	0	0	1	1	0

91

CORTEZ BROUGHTON

DL

REGULAR SEASON DEFENSE

Date	Opp.	Res.	GP/GS	Tot	Solo	Asst	Sks	Yds	TFL	QBH	INT	Yds	Lg	TD	PD	FF	FR	Yds
11/08/20	L.V.	L	1/0	0	0	0	0.0	0	0	0	0	0	—	0	0	0	0	0
12/17/20	at L.V.	W (OT)	1/0	2	0	2	0.0	0	0	0	0	0	—	0	0	0	0	0
Totals		1-1	2/0	2	0	2	0.0	0	0	0	0	0	—	0	0	0	0	0

20

TEVAUGHN CAMPBELL

CB

REGULAR SEASON DEFENSE

Date	Opp.	Res.	GP/GS	Tot	Solo	Asst	Sks	Yds	TFL	QBH	INT	Yds	Lg	TD	PD	FF	FR	Yds
11/08/20	L.V.	L	1/1	2	1	1	0.0	0	0	0	0	0	—	0	0	0	0	0
12/17/20	at L.V.	W	1/0	0	0	0	0.0	0	0	0	0	0	—	0	0	0	0	0
Totals		1-1	2/1	2	1	1	0.0	0	0	0	0	0	—	0	0	0	0	0

87

JARED COOK

TE

REGULAR SEASON RECEIVING

Date	Opp.	Res.	GP/GS	Rec.	Yds	Avg.	Lg	TD
09/12/10	at Oak.	W	1/0	0	0	—	—	0
11/30/14	Oak.	W	1/0	0	0	—	—	0
09/21/20	at L.V.	L	1/1	2	13	6.5	7	1
Totals		1-2	3/1	2	13	6.5	7	1

CHARGERS CAREER NUMBERS AGAINST RAIDERS

95 CHRISTIAN COVINGTON DL

REGULAR SEASON DEFENSE

Date	Opp.	Res.	GP/GS	Tot	Solo	Asst	Sks	Yds	TFL	QBH	INT	Yds	Lg	TD	PD	FF	FR	Yds
11/21/16	at Oak.	L	1/0	1	1	0	0.0	0	0	0	0	0	—	0	0	0	0	0
Totals		0-1	1/0	1	1	0	0.0	0	0	0	0	0	—	0	0	0	0	0

POSTSEASON DEFENSE

Date	Opp.	Res.	GP/GS	Tot	Solo	Asst	Sks	Yds	TFL	QBH	INT	Yds	Lg	TD	PD	FF	FR	Yds
01/07/17	Oak.	W	1/0	1	1	0	0.0	0	0	0	0	0	—	0	0	0	0	0
Totals		1-0	1/0	1	1	0	0.0	0	0	0	0	0	—	0	0	0	0	0

7 CHASE DANIEL QB

REGULAR SEASON PASSING

Date	Opp.	Res.	GP/GS	Cmp	Att	Pct.	Yds	Y/A	TD	INT	Lg	Sacks	Yds Lost	Rating
11/18/12	at Oak.	W	1/0	1	1	100.0	10	10.00	0	0	10	0	0	108.3
12/15/13	at Oak.	W	1/0	3	5	60.0	31	6.20	0	0	18	0	0	77.9
12/14/14	Oak.	W	1/0	0	1	0.0	0	0.00	0	0	—	0	0	39.6
10/06/19	at Oak.	L	1/1	22	30	73.3	231	7.00	2	2	32	4	37	89.7
Totals		3-1	4/1	26	37	70.3	272	7.35	2	2	32	4	37	86.8

REGULAR SEASON RUSHING

Date	Opp.	Res.	GP/GS	Att	Yds	Avg.	Lg	TD
11/18/12	at Oak.	W	1/0	3	17	5.7	19	0
12/15/13	at Oak.	W	1/0	1	-1	-1.0	-1	0
12/14/14	Oak.	W	1/0	1	-1	-1.0	-1	0
10/06/19	at Oak.	L	1/1	1	2	2.0	2	0
Totals		3-1	4/1	6	17	2.8	19	0

43 MICHAEL DAVIS CB

REGULAR SEASON DEFENSE

Date	Opp.	Res.	GP/GS	Tot	Solo	Asst	Sks	Yds	TFL	QBH	INT	Yds	Lg	TD	PD	FF	FR	Yds
10/15/17	at Oak.	W	1/0	0	0	0	0.0	0	0	0	0	0	—	0	0	0	0	0
12/31/17	Oak.	W	1/0	0	0	0	0.0	0	0	0	0	0	—	0	0	0	0	0
10/07/18	Oak.	W	1/0	1	0	1	0.0	0	0	0	0	0	—	0	0	0	0	0
11/11/18	at Oak.	W	1/1	4	3	1	0.0	0	0	0	0	0	—	0	1	0	0	0
11/07/19	at Oak.	L	1/1	4	4	0	0.0	0	0	0	0	0	—	0	1	0	0	0
12/22/19	Oak.	L	1/1	5	4	1	0.0	0	0	0	0	0	—	0	0	0	0	0
11/08/20	L.V.	L	1/1	4	4	0	0.0	0	0	0	0	0	—	0	1	0	0	0
12/17/20	at L.V.	W (OT)	1/0	2	2	0	0.0	0	1	0	0	0	—	0	1	0	0	0
Totals		5-3	8/4	20	17	3	0.0	0	1	0	0	0	—	0	4	0	0	0

51 EMEKE EGBULE OLB

REGULAR SEASON DEFENSE

Date	Opp.	Res.	GP/GS	Tot	Solo	Asst	Sks	Yds	TFL	QBH	INT	Yds	Lg	TD	PD	FF	FR	Yds
11/07/19	at Oak.	L	1/0	0	0	0	0.0	0	0	0	0	0	—	0	0	0	0	0
12/22/19	Oak.	L	1/0	0	0	0	0.0	0	0	0	0	0	—	0	0	0	0	0
11/08/20	L.V.	L	1/0	0	0	0	0.0	0	0	0	0	0	—	0	0	0	0	0
Totals		0-3	3/0	0	0	0	0.0	0	0	0	0	0	—	0	0	0	0	0

30 AUSTIN EKELER RB

REGULAR SEASON OFFENSE

Date	Opp.	Res.	GP/GS	Att	Yds	Avg.	Lg	TD	Rec.	Yds	Avg.	Lg	TD	Scrim. Yds	Scrim. TD
10/15/17	at Oak.	W	1/0	1	1	1.0	1	0	1	8	8.0	8	0	9	0
12/31/17	Oak.	W	1/0	0	0	—	—	0	0	0	—	—	0	0	0
10/07/18	Oak.	W	1/0	6	15	4.6	12	0	1	44	44.0	44t	1	59	1
11/11/18	at Oak.	W	1/0	3	19	4.6	9	0	0	0	—	—	0	19	0
11/07/19	at Oak.	L	1/1	6	19	4.6	10	0	2	29	14.5	23	1	48	1
12/22/19	Oak.	L	1/1	4	11	2.8	5	0	5	58	11.6	17	0	69	0
12/17/20	at L.V.	W (OT)	1/1	13	60	4.6	27	0	4	19	4.8	10	0	79	0
Totals		5-2	7/3	33	125	3.8	27	0	13	158	12.2	44t	2	283	2

CHARGERS CAREER NUMBERS AGAINST RAIDERS

52

KYLER FACKRELL

OLB

REGULAR SEASON DEFENSE

Date	Opp.	Res.	GP/GS	Tot	Solo	Asst	Sks	Yds	TFL	QBH	INT	Yds	Lg	TD	PD	FF	FR	Yds
10/20/19	Oak.	W	1/0	2	1	1	0.0	0	1	0	0	0	—	0	0	0	0	0
Totals		1-0	1/0	2	1	1	0.0	0	1	0	0	0	—	0	0	0	0	0

28

BRANDON FACYSON

CB

REGULAR SEASON DEFENSE

Date	Opp.	Res.	GP/GS	Tot	Solo	Asst	Sks	Yds	TFL	QBH	INT	Yds	Lg	TD	PD	FF	FR	Yds
10/07/18	Oak.	W	1/0	0	0	0	0.0	0	0	0	0	0	—	0	0	0	0	0
11/11/18	at Oak.	W	1/0	0	0	0	0.0	0	0	0	0	0	—	0	0	0	0	0
11/07/19	at Oak.	L	1/0	0	0	0	0.0	0	0	0	0	0	—	0	0	0	0	0
12/22/19	Oak.	L	1/0	0	0	0	0.0	0	0	0	0	0	—	0	0	0	0	0
12/17/20	at L.V.	W (OT)	1/0	0	0	0	0.0	0	0	0	0	0	—	0	0	0	0	0
Totals		3-2	5/0	0	0	0	0.0	0	0	0	0	0	—	0	0	0	0	0

32

ALOHI GILMAN

S

REGULAR SEASON DEFENSE

Date	Opp.	Res.	GP/GS	Tot	Solo	Asst	Sks	Yds	TFL	QBH	INT	Yds	Lg	TD	PD	FF	FR	Yds
11/08/20	L.V.	L	1/0	0	0	0	0.0	0	0	0	0	0	—	0	0	0	0	0
12/17/20	at L.V.	W (OT)	1/0	0	0	0	0.0	0	0	0	0	0	—	0	0	0	0	0
Totals		1-1	2/0	0	0	0	0.0	0	0	0	0	0	—	0	0	0	0	0

15

JALEN GUYTON

WR

REGULAR SEASON RECEIVING

Date	Opp.	Res.	GP/GS	Rec.	Yds	Avg.	Lg	TD
12/22/19	Oak.	L	1/0	0	0	—	—	0
11/08/20	L.V.	L	1/1	1	9	9.0	9	0
12/17/20	at L.V.	W (OT)	1/1	4	91	22.8	53	0
Totals		1-2	3/2	5	100	20.0	53	0

84

KJ HILL JR.

WR

REGULAR SEASON RECEIVING

Date	Opp.	Res.	GP/GS	Rec.	Yds	Avg.	Lg	TD
11/08/20	L.V.	L	1/0	0	0	—	—	0
12/17/20	at L.V.	W (OT)	1/0	3	39	13.0	25	0
Totals		1-1	2/0	3	39	13.0	25	0

REGULAR SEASON PUNT RETURNING

Date	Opp.	Res.	GP	PR	Yds	Avg.	Lg	FC	TD
11/08/20	L.V.	L	1	2	0	0.0	0	1	0
12/17/20	at L.V.	W (OT)	1	1	10	10.0	10	0	0
Totals		1-1	2	3	10	3.3	10	1	0

25

CHRIS HARRIS JR.

CB

REGULAR SEASON DEFENSE

Date	Opp.	Res.	GP/GS	Tot	Solo	Asst	Sks	Yds	TFL	QBH	INT	Yds	Lg	TD	PD	FF	FR	Yds
09/12/11	Oak.	L	1/0	0	0	0	0.0	0	0	0	0	0	—	0	0	0	0	0
11/06/11	at Oak.	W	1/1	10	8	2	0.0	0	0	0	1	15	15	0	1	0	0	0
09/30/12	Oak.	W	1/0	3	3	0	1.0	11	1	1	0	0	—	0	0	0	0	0
12/06/12	at Oak.	W	1/1	1	1	0	0.0	0	0	0	0	0	—	0	0	0	0	0
09/23/13	Oak.	W	1/1	5	4	1	0.0	0	1	0	0	0	—	0	0	0	0	0
12/29/13	at Oak.	W	1/1	2	2	0	0.0	0	0	0	0	0	—	0	0	0	0	0
11/09/14	at Oak.	W	1/1	4	4	0	0.0	0	1	0	0	0	—	0	1	0	1	0
12/28/14	Oak.	W	1/1	2	1	1	0.0	0	0	0	0	0	—	0	1	0	0	0
10/11/15	at Oak.	W	1/1	4	3	1	0.0	0	0	0	1	74	74t	1	2	0	0	0
12/13/15	Oak.	L	1/1	4	4	0	0.0	0	0	0	0	0	—	0	1	0	0	0
11/06/16	atOak.	L	1/1	6	6	0	0.0	0	0	0	0	0	—	0	0	0	0	0
01/01/17	Oak.	W	1/0	1	1	0	0.0	0	0	0	0	0	—	0	0	0	0	0
10/01/17	Oak.	W	1/1	35	3	2	0.0	0	0	0	0	0	—	0	1	0	0	0
11/26/17	at Oak.	L	1/1	3	2	1	0.0	0	0	0	0	0	—	0	0	0	0	0
09/16/18	Oak.	W	1/1	3	3	0	0.0	0	0	0	0	0	—	0	0	0	0	0
09/09/19	at Oak.	L	1/1	4	2	2	0.0	0	1	0	0	0	—	0	0	0	0	0
12/29/19	Oak.	W	1/1	2	2	0	0.0	0	0	0	0	0	—	0	0	0	0	0
12/17/20	at L.V.	W (OT)	1/1	5	4	1	0.0	0	0	0	1	51	51	0	1	0	0	0
Totals		13-5	18/15	64	53	11	1.0	11	4	1	3	140	74t	1	8	0	1	0

CHARGERS CAREER NUMBERS AGAINST RAIDERS

10 JUSTIN HERBERT QB

REGULAR SEASON PASSING

Date	Opp.	Res.	GP/GS	Cmp	Att	Pct.	Yds	Y/A	TD	INT	Lg	Sacks	Yds Lost	Rating
11/08/20	L.V.	L	1/1	28	42	66.7	326	7.76	2	0	50	2	14	105.9
12/17/20	at L.V.	W (OT)	1/1	22	32	68.8	314	9.81	2	0	53	1	8	121.1
Totals		1-1	2/2	50	74	67.6	640	8.65	4	0	53	3	22	112.4

REGULAR SEASON RUSHING

Date	Opp.	Res.	GP/GS	Att	Yds	Avg.	Lg	TD
11/08/20	L.V.	L	1/1	5	24	4.8	11	0
12/17/20	at L.V.	W (OT)	1/1	4	14	3.5	12	1
Totals		1-1	2/2	9	38	4.2	12	1

22 JUSTIN JACKSON RB

REGULAR SEASON OFFENSE

Date	Opp.	Res.	GP/GS	Att	Yds	Avg.	Lg	TD	Rec.	Yds	Avg.	Lg	TD	Scrim. Yds	Scrim. TD
10/07/18	Oak.	W	1/0	0	0	—	—	0	0	0	—	—	0	0	0
11/11/18	at Oak.	W	1/0	0	0	—	—	0	0	0	—	—	0	0	0
11/08/20	L.V.	L	1/1	0	0	—	—	0	0	0	—	—	0	0	0
Totals		2-1	3/1	0	0	—	—	0	0	0	—	—	0	0	0

33 DERWIN JAMES JR. S

REGULAR SEASON DEFENSE

Date	Opp.	Res.	GP/GS	Tot	Solo	Asst	Sk	Yds	TFL	QBH	INT	Yds	Lg	TD	PD	FF	FR	Yds
10/07/18	Oak.	W	1/1	5	4	1	0.0	0	1	0	0	0	—	0	0	0	0	0
11/11/18	at Oak.	W	1/1	9	5	4	0.0	0	0	0	0	0	—	0	1	0	0	0
12/22/19	Oak.	L	1/1	8	5	3	0.0	0	1	0	0	0	—	0	0	0	0	0
Totals		2-1	3/3	22	14	8	0.0	0	2	0	0	0	—	0	1	0	0	0

93 JUSTIN JONES DL

REGULAR SEASON DEFENSE

Date	Opp.	Res.	GP/GS	Tot	Solo	Asst	Sk	Yds	TFL	QBH	INT	Yds	Lg	TD	PD	FF	FR	Yds
10/07/18	Oak.	W	1/0	1	1	0	0.0	0	0	0	0	0	—	0	0	0	0	0
11/11/18	at Oak.	W	1/0	2	0	2	0.5	3.5	0	1	0	0	—	0	0	0	0	0
12/22/19	Oak.	L	1/1	2	2	0	0.0	0	1	0	0	0	—	0	0	0	0	0
11/08/20	L.V.	L	1/1	4	1	3	0.0	0	0	1	0	0	—	0	0	0	0	0
12/17/20	at L.V.	W (OT)	1/1	3	2	1	0.0	0	1	1	0	0	—	0	0	0	0	0
Totals		3-2	5/3	12	6	6	0.5	3.5	2	2	0	0	—	0	0	0	0	0

98 LINVAL JOSEPH DL

REGULAR SEASON DEFENSE

Date	Opp.	Res.	GP/GS	Tot	Solo	Asst	Sk	Yds	TFL	QBH	INT	Yds	Lg	TD	PD	FF	FR	Yds
11/10/13	Oak.	W	1/1	6	5	1	0.0	0	0	0	0	0	—	0	0	0	0	0
11/15/15	at Oak.	W	1/1	7	4	3	0.0	0	0	0	0	0	—	0	0	1	0	0
09/22/19	Oak.	W	1/1	2	2	0	0.0	0	0	1	0	0	—	0	0	0	0	0
11/08/20	L.V.	L	1/1	3	2	1	0.0	0	0	0	0	0	—	0	0	0	0	0
12/17/20	at L.V.	W (OT)	1/1	6	2	4	0.0	0	0	0	0	0	—	0	0	0	0	0
Totals		4-1	5/5	24	15	9	0.0	0	0	1	0	0	—	0	0	1	0	0

27 JOSHUA KELLEY RB

REGULAR SEASON OFFENSE

Date	Opp.	Res.	GP/GS	Att	Yds	Avg.	Lg	TD	Rec.	Yds	Avg.	Lg	TD	Scrim. Yds	Scrim. TD
11/08/20	L.V.	L	1/0	9	28	3.1	9	0	5	31	6.2	12	0	59	0
12/17/20	at L.V.	W (OT)	1/0	2	8	4.0	5	0	0	0	—	—	0	8	0
Totals		1-1	2/0	11	36	3.3	9	0	5	31	6.2	12	0	67	0

CHARGERS CAREER NUMBERS AGAINST RAIDERS

1 TY LONG P											
REGULAR SEASON PUNTING											
Date	Opp.	Res.	GP	Punt	Blk	Yds.	Avg.	Lg	TB	I20	
11/07/19	at Oak.	L	1	3	0	130	43.3	54	0	0	
12/22/19	Oak.	L	1	6	0	285	47.5	57	0	2	
11/08/20	L.V.	L	1	3	0	146	48.7	58	0	1	
12/17/20	at L.V.	W (OT)	1	2	0	71	35.5	37	0	1	
Totals			1-3	4	14	0	632	45.1	58	0	4

11 JASON MOORE JR. WR								
REGULAR SEASON RECEIVING								
Date	Opp.	Res.	GP/GS	Rec.	Yds	Avg.	Lg	TD
11/07/19	at Oak.	L	1/0	0	0	—	—	0
12/22/19	Oak.	L	1/0	0	0	—	—	0
Totals			0-2	2/0	0	0	—	0

36 TREY MARSHALL DB																		
REGULAR SEASON DEFENSE																		
Date	Opp.	Res.	GP/GS	Tot	Solo	Asst	Sks	Yds	TFL	QBH	INT	Yds	Lg	TD	PD	FF	FR	Yds
09/09/19	at Oak.	L	1/0	0	0	0	0.0	0	0	0	0	0	—	0	0	0	0	0
12/29/19	Oak.	W	1/1	7	6	1	0.0	0	0	0	0	0	—	0	0	1	1	0
11/15/20	at L.V.	L	1/0	0	0	0	0.0	0	0	0	0	0	—	0	0	0	0	0
Totals			1-2	3/1	7	6	1	0.0	0	0	0	0	—	0	0	1	1	0

9 KENNETH MURRAY JR. LB																		
REGULAR SEASON DEFENSE																		
Date	Opp.	Res.	GP/GS	Tot	Solo	Asst	Sks	Yds	TFL	QBH	INT	Yds	Lg	TD	PD	FF	FR	Yds
11/08/20	L.V.	L	1/1	4	2	2	0.0	0	0	0	0	0	—	0	0	0	0	0
12/17/20	at L.V.	W (OT)	1/1	8	6	2	0.0	0	1	0	0	0	—	0	0	0	0	0
Totals			1-1	1/1	12	8	4	0.0	0	1	0	0	—	0	0	0	0	0

40 GABE NABERS FB															
REGULAR SEASON OFFENSE															
Date	Opp.	Res.	GP/GS	Att	Yds	Avg.	Lg	TD	Rec.	Yds	Avg.	Lg	TD	Scrim. Yds	Scrim. TD
11/08/20	L.V.	L	1/0	0	0	—	—	0	1	4	4.0	4t	1	4	1
12/27/20	at L.V.	W (OT)	1/0	0	0	—	—	0	0	0	—	—	0	0	0
Totals			1-1	1/0	0	0	—	0	1	4	4.0	4t	1	4	1

42 UCHENNA NWOSU OLB																		
REGULAR SEASON DEFENSE																		
Date	Opp.	Res.	GP/GS	Tot	Solo	Asst	Sks	Yds	TFL	QBH	INT	Yds	Lg	TD	PD	FF	FR	Yds
10/07/18	Oak.	W	1/0	0	0	0	0.0	0	0	1	0	0	—	0	0	0	0	0
11/11/18	at Oak.	W	1/0	2	1	1	0.5	3.5	0	3	0	0	—	0	0	0	0	0
11/07/19	at Oak.	L	1/0	1	1	0	1.0	8	1	1	0	0	—	0	0	0	0	0
12/22/19	Oak.	L	1/0	0	0	0	0.0	0	0	0	0	0	—	0	0	0	0	0
11/08/20	L.V.	L	1/0	0	0	0	0.0	0	0	0	0	0	—	0	0	0	0	0
12/17/20	at L.V.	W (OT)	1/0	5	3	2	0.0	0	1	1	0	0	—	0	0	0	0	0
Totals			3-3	6/0	8	5	3	1.5	11.5	2	6	0	—	0	0	0	0	0

89 DONALD PARHAM JR. TE								
REGULAR SEASON RECEIVING								
Date	Opp.	Res.	GP/GS	Rec.	Yds	Avg.	Lg	TD
11/08/20	L.V.	L	1/0	0	0	—	—	0
12/17/20	at L.V.	W (OT)	1/0	0	0	—	—	0
Totals			1-1	2/0	0	0	—	0

23 RYAN SMITH CB																		
REGULAR SEASON DEFENSE																		
Date	Opp.	Res.	GP/GS	Tot	Solo	Asst	Sks	Yds	TFL	QBH	INT	Yds	Lg	TD	PD	FF	FR	Yds
10/30/16	Oak.	L (OT)	1/0	0	0	0	0.0	0	0	0	0	0	—	0	0	0	0	0
10/25/20	at L.V.	W	1/0	0	0	0	0.0	0	0	0	0	0	—	0	0	0	0	0
Totals			1-1	2/0	0	0	0.0	0	0	0	0	0	—	0	0	0	0	0

CHARGERS CAREER NUMBERS AGAINST RAIDERS

99 JERRY TILLERY DL

REGULAR SEASON DEFENSE

Date	Opp.	Res.	GP/GS	Tot	Solo	Asst	Sks	Yds	TFL	QBH	INT	Yds	Lg	TD	PD	FF	FR	Yds
11/07/19	at Oak.	L	1/0	2	0	2	0.0	0	0	0	0	0	—	0	0	0	0	0
12/22/19	Oak.	L	1/0	1	0	1	0.5	3.5	0	1	0	0	—	0	0	0	0	0
11/08/20	L.V.	L	1/1	1	1	0	1.0	5	0	0	0	0	—	0	1	1	1	0
12/17/20	at L.V.	W (OT)	1/1	1	1	0	0.0	0	1	2	0	0	—	0	0	0	0	0
Totals		1-3	4/2	5	2	3	1.5	8.5	1	3	0	0	—	0	1	1	1	0

49 DRUE TRANQUILL LB

REGULAR SEASON DEFENSE

Date	Opp.	Res.	GP/GS	Tot	Solo	Asst	Sks	Yds	TFL	QBH	INT	Yds	Lg	TD	PD	FF	FR	Yds
11/07/19	at Oak.	L	1/1	14	6	8	0.0	0	0	0	0	0	—	0	0	0	0	0
12/22/19	Oak.	L	1/0	6	5	1	0.0	0	0	0	0	0	—	0	0	0	0	0
Totals		0-2	2/1	20	11	9	0.0	0	0	0	0	0	—	0	0	0	0	0

44 KYZIR WHITE LB

REGULAR SEASON DEFENSE

Date	Opp.	Res.	GP/GS	Tot	Solo	Asst	Sks	Yds	TFL	QBH	INT	Yds	Lg	TD	PD	FF	FR	Yds
11/07/19	at Oak.	L	1/1	1	1	0	0.0	0	0	0	0	0	—	0	0	0	0	0
12/22/19	Oak.	L	1/0	6	4	2	0.0	0	0	0	0	0	—	0	0	0	0	0
11/08/20	L.V.	L	1/1	5	3	2	0.0	0	0	0	0	0	—	0	1	0	0	0
12/17/20	at L.V.	W (OT)	1/1	2	2	9	0.0	0	0	0	0	0	—	0	1	0	0	0
Totals		1-3	4/3	14	10	4	0.0	0	0	0	0	0	—	0	1	0	0	0

81 MIKE WILLIAMS WR

REGULAR SEASON RECEIVING

Date	Opp.	Res.	GP/GS	Rec.	Yds	Avg.	Lg	TD
10/15/17	at Oak.	W	1/0	1	15	15.0	15	0
12/31/17	Oak.	W	1/1	1	8	8.0	8	0
10/07/18	Oak.	W	1/1	3	45	15.0	26	0
11/11/18	at Oak.	W	1/0	0	0	—	—	0
11/07/19	at Oak.	L	1/1	2	55	27.5	45	0
12/22/19	Oak.	L	1/1	3	51	17.0	23	0
11/08/20	L.V.	L	1/1	5	81	16.2	23	0
12/17/20	at L.V.	W (OT)	1/1	2	22	11.0	14	0
Totals		5-3	8/6	17	277	16.3	45	0

REGULAR SEASON RUSHING

Date	Opp.	Res.	GP/GS	Att.	Yds	Avg.	Lg	TD
10/15/17	at Oak.	W	1/0	0	0	—	—	0
12/31/17	Oak.	W	1/1	0	0	—	—	0
10/07/18	Oak.	W	1/1	1	3	3.0	3	0
11/11/18	at Oak.	W	1/0	1	0	0	0	0
11/07/19	at Oak.	L	1/1	0	0	—	—	0
12/22/19	Oak.	L	1/1	0	0	—	—	0
11/08/20	L.V.	L	1/1	0	0	—	—	0
12/17/20	at L.V.	W (OT)	1/1	0	0	—	—	0
Totals		5-3	8/6	1	3	1.5	3	0



2021 LOS ANGELES CHARGERS OFFENSIVE STATISTICS

Won 2, Lost 1

9/12/2021	W	20 - 16	at Washington Football Team
9/19/2021	L	17 - 20	Dallas Cowboys
9/26/2021	W	30 - 24	at Kansas City Chiefs

Los Angeles Chargers Opponent

Total First Downs	72	73
Rushing	16	29
Passing	49	36
Penalty	7	8
3rd Down: Made/Att	23/42	15/30
3rd Down Pct.	54.8%	50.0%
4th Down: Made/Att	2/2	1/2
4th Down Pct.	100.0%	50.0%
Possession Avg.	31:30	28:30
Total Net Yards	1184	1115
Avg. Per Game	394.7	371.7
Total Plays	201	185
Avg. Per Play	5.9	6.0
Net Yards Rushing	262	510
Avg. Per Game	87.3	170.0
Total Rushes	70	88
Net Yards Passing	922	605
Avg. Per Game	307.3	201.7
Sacked/Yards Lost	5/34	5/27
Gross Yards	956	632
Attempts/Completions	126/88	92/64
Completion Pct.	69.8%	69.6%
Had Intercepted	3	3
Punts/Average	6/44.3	5/46.6
Net Punting Avg.	39.5	44.8
Penalties/Yards	26/243	22/189
Fumbles/Ball Lost	2/1	6/3
Touchdowns	7	6
Rushing	1	2
Passing	6	4
Returns	0	0

Score By Periods	Q1	Q2	Q3	Q4	OT	Pts		
Team	10	28	3	26	0	67		
Opponents	17	9	21	13	0	60		
Scoring	TD	Ru	Pa	Rt	PAT	FG	2Pt	Pts
M.Williams	4	0	4	0	0/0	0/0	1	26
T.Vizcaino	0	0	0	0	3/5	6/7	0	21
A.Ekeler	2	1	1	0	0/0	0/0	1	14
K.Allen	1	0	1	0	0/0	0/0	0	6
Team	7	1	6	0	3/5	6/7	2	67
Opponents	6	2	4	0	6/6	6/7	0	60

2-Pt. Conversions: Team 2/2, Opponents: 0/0
 Sacks: J.Bosa 1.5, K.Fackrell 1.0, K.White 1.0, D.James 0.5, J.Tillery 0.5, D.Tranquill 0.5 **Team: 5.0, Opponents: 5.0**

Rushing	No.	Yds	Avg	Long	TD
A.Ekeler	35	166	4.7	20	1
L.Rountree	13	29	2.2	13	0
J.Herbert	12	27	2.3	9	0
J.Jackson	7	26	3.7	7	0
J.Guyton	2	12	6.0	9	0
G.Nabers	1	2	2.0	2	0
Team	70	262	3.7	20	1
Opponents	88	510	5.8	28	2

Receiving	No.	Yds	Avg	Long	TD
M.Williams	22	295	13.4	43	4
K.Allen	21	258	12.3	42	1
A.Ekeler	15	113	7.5	20	1
J.Cook	10	111	11.1	23	0
J.Guyton	5	62	12.4	22	0
J.Palmer	3	38	12.7	17	0
K.Hill	3	30	10.0	19	0
S.Anderson	3	10	3.3	7	0
G.Nabers	2	11	5.5	8	0
J.Jackson	2	10	5.0	8	0
D.Parham	1	19	19.0	19	0
L.Rountree	1	-1	-1.0	0	0
Team	88	956	10.9	43	6
Opponents	64	632	9.9	34	4

Interceptions	No.	Yds	Avg	Long	TD
A.Samuel	2	26	13.0	26	0
A.Gilman	1	0	0.0	0	0
Team	3	26	8.7	26	0
Opponents	3	0	0.0	0	0

Punting	No	Yds	Avg	Net	TB	In	Lg	B
T.Long	6	266	44.3	39.5	0	2	55	0
Team	6	266	44.3	39.5	0	2	55	0
Opponents	5	233	46.6	44.8	0	3	56	0

Punt Returns	Ret	FC	Yds	Avg	Long	TD
K.Hill	3	1	9	3.0	6	0
Team	3	1	9	3.0	6	0
Opponents	4	1	29	7.3	14	0

Kickoff Returns	No.	Yds	Avg	Long	TD
L.Rountree	2	37	18.5	20	0
N.Adderley	2	35	17.5	19	0
Team	4	72	18.0	20	0
Opponents	7	166	23.7	31	0

Field Goals	1-19	20-29	30-39	40-49	50+
T.Vizcaino	0/0	3/3	2/2	1/2	0/0
Team	0/0	3/3	2/2	1/2	0/0
Opponents	0/0	0/0	3/3	2/2	1/2

Fumbles Lost: J.Herbert 1 **Total: 1**
 Opponent Fumble Recoveries: M.Davis 2, K.Fackrell 1 **Total: 3**

Passing	Att	Cmp	Yds	Cmp%	Yds/Att	TD	TD%	Int	Int%	Long	Sack	Lost	Rating
J.Herbert	126	88	956	69.8%	7.6	6	4.8%	3	2.4%	43	5/	34	97.9
Team	126	88	956	69.8%	7.6	6	4.8%	3	2.4%	43	5/	34	97.9
Opponents	92	64	632	69.6%	6.9	4	4.3%	3	3.3%	48	5/	27	89.6

2021 LOS ANGELES CHARGERS DEFENSIVE STATISTICS

Official Press Box Totals — Confirmed by league review.

Player	— Tackles —					— Fumbles —				
	Solo	Assisted	Total	Sacks	Yards	Tackles for Loss	QB Hits	Interceptions	Passes Def.	Forced Recoveries
Nasir Adderley	18	3	21	0	0	0	0	0	1	0
Kenneth Murray Jr.	12	8	20	0	0	1	0	0	0	1
Derwin James Jr.	15	4	19	0.5	5	1	1	0	1	0
Kyzir White	12	6	18	1	1	1	1	0	0	1
Linval Joseph.	6	8	14	0	0	1	1	0	0	0
Michael Davis.	8	4	12	0	0	0	0	0	0	1
Alohi Gilman	9	3	12	0	0	0	0	1	1	0
Drue Tranquill	9	2	11	0.5	4	2	1	0	0	0
Joey Bosa.	6	4	10	1.5	6	0	4	0	0	1
Christian Covington	6	4	10	0	0	1	0	0	0	0
Asante Samuel Jr.	7	3	10	0	0	1	0	2	4	0
Jerry Tillery	5	4	9	0.5	5	1	4	0	0	0
Tevaughn Campbell	3	1	4	0	0	0	0	0	2	2
Uchenna Nwosu	2	2	4	0	0	0	4	0	0	0
Kyler Fackrell.	2	0	2	1	6	0	1	0	0	1
Joe Gaziano.	1	1	2	0	0	0	0	0	0	0
Chris Rumph II.	1	1	2	0	0	0	0	0	0	0
Eric Banks	0	1	1	0	0	0	0	0	0	0
Kemon Hall	1	0	1	0	0	0	0	0	0	0
Justin Jones.	1	0	1	0	0	1	0	0	0	0
Mark Webb Jr.	1	0	1	0	0	0	0	0	0	0
Chris Harris Jr.	0	0	0	0	0	0	1	0	0	0
Totals	125	59	184	5	27	10	18	3	9	6
<i>Defensive Backs</i>	<i>62</i>	<i>18</i>	<i>80</i>	<i>0.5</i>	<i>5</i>	<i>2</i>	<i>2</i>	<i>3</i>	<i>9</i>	<i>3</i>
<i>Linebackers</i>	<i>33</i>	<i>16</i>	<i>49</i>	<i>1.5</i>	<i>5</i>	<i>4</i>	<i>2</i>	<i>0</i>	<i>0</i>	<i>1</i>
<i>Outside Linebackers</i>	<i>11</i>	<i>7</i>	<i>18</i>	<i>2.5</i>	<i>12</i>	<i>2</i>	<i>9</i>	<i>0</i>	<i>0</i>	<i>2</i>
<i>Defensive Line</i>	<i>19</i>	<i>18</i>	<i>37</i>	<i>0.5</i>	<i>5</i>	<i>2</i>	<i>5</i>	<i>0</i>	<i>0</i>	<i>0</i>

SPECIAL TEAMS TACKLES

Player	Total Tackles
Alohi Gilman	4
Nick Niemann	2
Justin Jackson	2
Stephen Anderson	1
Tevaughn Campbell	1
Kyler Fackrell	1
Kemon Hall	1
Gabe Nabers	1
Matt Overton	1
Larry Rountree III.	1
Chris Rumph II	1
Drue Tranquill	1
Totals	17

2021 GAME SUMMARIES

WEEK 1 AT WASHINGTON



CHARGERS 20 WASHINGTON 16

Sunday, Sept. 12, 2021
FedExField – Landover, Md.



GAME STATISTICS

TEAM	1	2	3	4	OT	F
L.A. Chargers	7	6	0	7	—	20
Washington	3	6	7	0	—	16

SCORING SUMMARY

Team	Q	Time	Play
Chargers	1	9:14	A.Ekeler 3 yd. run (T.Vizcaino kick) (10-75, 5:46)
WFT	1	2:57	D.Hopkins 30 yd. Field Goal (6-36, 3:07)
WFT	2	13:36	D.Hopkins 43 yd. Field Goal (7-46, 2:49)
Chargers	2	9:06	T.Vizcaino 33 yd. Field Goal (10-76, 4:30)
Chargers	2	0:45	T.Vizcaino 27 yd. Field Goal (18-65, 7:52)
WFT	2	0:00	D.Hopkins 48 yd. Field Goal (5-45, 0:45)
WFT	3	11:20	L.Thomas 11 yd. pass from T.Heinicke (D.Hopkins kick) (8-81, 3:40)
Chargers	4	11:21	M.Williams 3 yd. pass from J.Herbert (T.Vizcaino kick) (3-3, 0:45)

TEAM STATISTICS

	LAC	WAS
FIRST DOWNS:	27	15
TOTAL NET YARDS:	424	259
NET RUSHING YARDS:	90	126
NET PASSING YARDS:	334	133
PENALTIES/YARDS:	6-94	8-57
3RD DOWN EFFICIENCY (%):	14-19 (73.7%)	3-10 (30.0%)
SCORING DRIVES (%):	4-9 (44.4%)	4-9 (44.4%)
PUNTS/NET AVERAGE:	2-36.0	3-45.0
SACKS/YARDS:	1/2	2/3
FUMBLES/LOST:	2/1	3/1
POINTS OFF TURNOVERS:	7	0
AVG. DRIVE START:	OWN 30	OWN 26
TIME OF POSSESSION:	36:03	23:57

INDIVIDUAL TOP PERFORMERS

PASSING

	CMP	ATT	YDS	TD	INT	RT
J.Herbert	31	47	337	1	1	85.2
T.Heinicke	11	15	122	1	0	119.3
R.Fitzpatrick	3	6	13	0	0	56.2

RUSHING

	ATT	YDS	AVG	LG	TD
A.Ekeler	15	57	3.8	14	1
L.Rountree III	8	27	3.4	13	0
A.Gibson	20	90	4.5	27	0
T.Heinicke	3	17	5.7	9	0

RECEIVING

	REC	YDS	AVG	LG	TD
K.Allen	9	100	11.1	17	0
M.Williams	8	82	10.3	20	1
J.Cook	5	56	11.2	23	0
J.Guyton	3	49	16.3	22	0
T.McLaurin	4	62	15.5	34	0
L.Thomas	3	30	10.0	12	1
A.Gibson	3	18	6.0	11	0
A.Humphries	2	10	5.0	6	0

TACKLES (SOLO) – LAC: K.Murray Jr. 10 (6), D.James Jr. 7 (6), Samuel 5 (4); **WAS:** C.Holcomb 11 (8), B.McCain 10 (7), J.Bostic 8 (5).

SACKS – LAC: J.Bosa 1-2; **WAS:** J.Allen 1-3, M.Sweat 1-0.

INTERCEPTIONS – LAC: None; **WAS:** W.Jackson III 1-0-0.

STARTERS

WR.....K.Allen	DL.....J.Tillery	WR.....T.McLaurin	DE.....C.Young
LT.....R.Slater	DL.....L.Joseph	LT.....C.Leno	DT.....J.Allen
LG.....O.Aboushi	DL.....J.Jones	LG.....E.Flowers	DT.....D.Payne
C.....C.Linsley	OLB.....J.Bosa	C.....C.Roullier	DE.....M.Sweat
RG.....M.Feiler	LB.....K.Murray Jr.	RG.....B.Scherff	CB.....C.Holcomb
RT.....B.Bulaga	LB.....K.White	RT.....S.Cosmi	LB.....J.Bostic
TE.....J.Cook	CB.....M.Davis	TE.....L.Thomas	CB.....W.Jackson
WR.....M.Williams	CB.....A.Samuel Jr.	WR.....A.Humphries	CB.....W.Fuller
WR.....J.Guyton	CB.....C.Harris Jr.	WR.....D.Brown	S.....L.Collins
QB.....J.Herbert	S.....D.James	QB.....R.Fitzpatrick	S.....K.Curl
RB.....A.Ekeler	S.....N.Adderley	RB.....A.Gibson	CB.....B.McCain

WEEK 2 vs. DALLAS



COWBOYS 20 CHARGERS 17

Sunday, Sept. 19, 2021
SoFi Stadium – Inglewood, Calif.



GAME STATISTICS

TEAM	1	2	3	4	OT	F
Dallas	14	0	0	6	—	20
L.A. Chargers	3	8	3	3	—	17

SCORING SUMMARY

Team	Q	Time	Play
Cowboys	1	8:09	T.Pollard 4 yd. run (G.Zuerlein kick) (15-78, 6:51)
Chargers	1	3:32	T.Vizcaino 46 yd. Field Goal (5-17, 2:24)
Cowboys	1	0:17	E.Elliott 5 yd. run (G.Zuerlein kick) (7-75, 3:15)
Chargers	2	9:49	M.Williams 12 yd. pass from J.Herbert (A.Ekeler run) (10-75, 5:28)
Chargers	3	9:22	T.Vizcaino 32 yd. Field Goal (13-61, 5:38)
Cowboys	4	10:25	G.Zuerlein 34 yd. Field Goal (10-64, 4:40)
Chargers	4	3:54	T.Vizcaino 29 yd. Field Goal (12-64, 6:31)
Cowboys	4	0:00	G.Zuerlein 56 yd. Field Goal (11-49, 3:54)

TEAM STATISTICS

	DAL	LAC
FIRST DOWNS:	25	24
TOTAL NET YARDS:	419	408
NET RUSHING YARDS:	198	95
NET PASSING YARDS:	221	313
PENALTIES/YARDS:	8-76	12-99
3RD DOWN EFFICIENCY (%):	6-10 (60.0%)	5-12 (41.7%)
SCORING DRIVES (%):	4-8 (50.0%)	4-7 (57.1%)
PUNTS/NET AVERAGE:	1-44.0	0-0.0
SACKS/YARDS:	2/25	2/16
FUMBLES/LOST:	1/0	0/0
POINTS OFF TURNOVERS:	3	3
AVG. DRIVE START:	OWN 25	OWN 29
TIME OF POSSESSION:	29:03	30:57

INDIVIDUAL TOP PERFORMERS

PASSING

	CMP	ATT	YDS	TD	INT	RT
J.Herbert	31	41	338	1	2	87.2
D.Prescott	23	27	237	0	1	87.8

RUSHING

	ATT	YDS	AVG	LG	TD
A.Ekeler	9	54	6.0	20	0
J.Jackson	4	21	5.3	7	0
T.Pollard	13	109	8.4	28	1
E.Elliott	16	71	4.4	19	1

RECEIVING

	REC	YDS	AVG	LG	TD
K.Allen	4	108	27.0	42	0
M.Williams	7	91	13.0	27	1
A.Ekeler	9	61	6.8	20	0
J.Cook	3	28	9.3	12	0
C.Lamb	8	81	10.1	34	0
T.Pollard	3	37	12.3	20	0
B.Jarwin	3	31	10.3	13	0
E.Elliott	2	26	13.0	14	0

TACKLES (SOLO) – LAC: N.Adderley 9 (8), D.James Jr. 7 (5), Murray Jr. 7 (5); **DAL:** J.Smith 9 (6), L. Vander Esch 7 (4), T.Diggs 6 (6).

SACKS – LAC: K.Fackrell 1-6, James Jr. 0.5-5, Tillery 0.5-5; **DAL:** M.Parsons 1-18, L.Vander Esch 1-7.

INTERCEPTIONS – LAC: Samuel Jr. 1-26-0; **DAL:** T.Diggs 1-0-0, D.Kazee 1-0-0.

STARTERS

WR.....K.Allen	OLB.....U.Nwosu	WR.....A.Cooper	RDE.....D.Armstrong
LT.....R.Slater	DL.....C.Covington	LT.....T.Smith	RDT.....C.Watkins
LG.....O.Aboushi	DL.....L.Joseph	LG.....C.Williams	LDT.....O.Odighizuwa
C.....C.Linsley	DL.....J.Tillery	C.....T.Biadasz	OLB.....M.Parsons
RG.....M.Feiler	OLB.....J.Bosa	RG.....Z.Martin	MLB.....J.Smith
RT.....S.Norton	LB.....K.Murray Jr.	RT.....T.Steele	OLB.....L.Vander Esch
TE.....J.Cook	CB.....K.White	TE.....B.Jarwin	RLB.....T.Diggs
WR.....D.Parham	LB.....M.Davis	TE.....D.Schultz	LCB.....A.Brown
WR.....M.Williams	CB.....A.Samuel Jr.	WR.....C.Lamb	FS.....D.Kazee
QB.....J.Herbert	S.....D.James	QB.....D.Prescott	S.....M.Hooker
RB.....A.Ekeler	S.....N.Adderley	RB.....E.Elliott	S.....J.Kearse

2021 GAME SUMMARIES

WEEK 3 AT KANSAS CITY



CHARGERS 30
CHIEFS 24

Sunday, Sept. 26, 2021



GEHA Field at Arrowhead Stadium — Kansas City, Mo.

GAME STATISTICS

TEAM	1	2	3	4	OT	F
L.A. Chargers	0	14	0	16	—	30
Kansas City	0	3	14	7	—	24

SCORING SUMMARY

Team	Q	Time	Play
Chargers	2	13:57	K.Allen 4 yd. pass from J.Herbert (kick failed, wl) (9-51, 3:51)
Chargers	2	7:36	A.Ekeler 16 yd. pass from J.Herbert (J.Herbert-M.Williams pass) (6-53, 3:19)
Chiefs	2	0:19	H.Butker 34 yd. Field Goal (11-70, 2:14)
Chiefs	3	9:15	J.Fortson 2 yd. pass from P.Mahomes (H.Butker kick) (12-75, 5:45)
Chiefs	3	3:35	C.Edwards-Helaire 10 yd. pass from P.Mahomes (H.Butker kick) (10-70, 4:09)
Chargers	4	13:39	M.Williams 20 yd. pass from J.Herbert (T.Vizcaino kick) (11-75, 4:56)
Chiefs	4	6:43	M.Hardman 8 yd. pass from P.Mahomes (H.Butker kick) (12-72, 6:56)
Chargers	4	2:14	T.Vizcaino 24 yd. Field Goal (10-69, 4:29)
Chargers	4	0:32	M.Williams 4 yd. pass from J.Herbert (kick failed, wl) (8-59, 1:10)

TEAM STATISTICS

	LAC	KC
FIRST DOWNS:	27	15
TOTAL NET YARDS:	352	437
NET RUSHING YARDS:	77	186
NET PASSING YARDS:	275	251
PENALTIES/YARDS:	6-56	8-50
3RD DOWN EFFICIENCY (%):	4-11 (36.4%)	6-10 (60.0%)
SCORING DRIVES (%):	5-10 (50.0%)	4-10 (40.0%)
PUNTS/NET AVERAGE:	4-43.0	1-51.0
SACKS/YARDS:	2/9	1/2
FUMBLES/LOST:	0/0	2/2
POINTS OFF TURNOVERS:	21	0
AVG. DRIVE START:	OWN 28	OWN 26
TIME OF POSSESSION:	27:29	32:31

INDIVIDUAL TOP PERFORMERS



PASSING

	CMP	ATT	YDS	TD	INT	RT		CMP	ATT	YDS	TD	INT	RT
J.Herbert	26	38	281	4	0	125.0	P.Mahomes	27	44	260	3	2	81.6

RUSHING

	ATT	YDS	AVG	LG	TD		ATT	YDS	AVG	LG	TD
A.Ekeler	11	55	5.0	11	0	C.Edwards-Helaire	17	100	5.9	14	0
J.Herbert	4	16	4.0	9	0	P.Mahomes	4	45	11.3	21	0

RECEIVING

	REC	YDS	AVG	LG	TD		REC	YDS	AVG	LG	TD
M.Williams	7	122	17.4	43	2	T.Kelce	7	104	14.9	28	0
A.Ekeler	6	52	8.7	16	1	T.Hill	5	56	11.2	18	0
K.Allen	8	50	6.3	15	1	M.Hardman	3	33	11.0	15	1
J.Cook	2	27	13.5	21	0	D.Robinson	2	17	8.5	11	0

TACKLES (SOLO) - LAC: N.Adderley 9 (7), D.Tranquill 8 (6), K.White 8 (5);
KC: D.Sorensen 7 (5), N.Bolton 7 (3), L.Sneed 6 (5).

SACKS - LAC: K.White 1-1, J.Bosa 0.5-4, D.Tranquill 0.5-4; **KC:** M.Danna 1-6.

INTERCEPTIONS - LAC: A.Samuel 1-0-0, A.Gilman 1-0-0; **KC:** None.

STARTERS

WR..... K.Allen	OLB..... J.Bosa	WR..... T.Hill	LDE..... C.Jones
LT..... R.Slater	DL..... J.Tillery	LT..... O.Brown	LDT..... J.Reed
LG..... O.Aboushi	DL..... L.Joseph	LG..... J.Thuney	RDT..... D.Nnadi
C..... C.Linsley	OLB..... U.Nwosu	C..... C.Humphrey	RDE..... M.Danna
RG..... M.Feiler	LB..... K.Murray Jr.	RG..... T.Smith	LB..... N.Bolton
RT..... S.Norton	LB..... K.White	RT..... L.Niang	LB..... A.Hitchens
TE..... J.Cook	CB..... M.Davis	TE..... T.Kelce	LB..... N.Bolton
TE..... D.Parham	CB..... T.Campbell	WR..... M.Hardman	LCB..... R.Fenton
TE..... S.Anderson	S..... N.Adderley	WR..... D.Robinson	RCB..... L.Sneed
QB..... J.Herbert	S..... D.James	QB..... P.Mahomes	S..... D.Sorensen
RB..... A.Ekeler	CB..... A.Samuel	RB..... C.Edwards-Helaire	S..... T.Mathieu

2021 LOS ANGELES CHARGERS NUMERICAL ROSTER

ACTIVE ROSTER

No.	Name	Pos.	Ht.	Wt.	Age	Exp.	College	Hometown	How Acq.
1	Ty Long	P	6-2	205	28	3	Alabama-Birmingham	Roswell, Ga.	FA-'19
2	Easton Stick	QB	6-1	224	26	3	North Dakota State	Omaha, Neb.	D5-'19
4	Chase Daniel	QB	6-0	229	34	12	Missouri	Southlake, Texas	FA-'21
5	Joshua Palmer	WR	6-1	210	22	R	Tennessee	Brampton, Ontario, Canada	D3a-'21
9	Kenneth Murray Jr.	LB	6-2	241	22	2	Oklahoma	Houston, Texas	D1b-'20
10	Justin Herbert	QB	6-6	236	23	2	Oregon	Eugene, Ore.	D1a-'20
13	Keenan Allen	WR	6-2	211	29	9	California	Greensboro, N.C.	D3-'13
15	Jalen Guyton	WR	6-1	212	24	2	North Texas	Allen, Texas	FA-'19
16	Tristan Vizcaino	K	6-2	205	25	1	Washington	Chino Hills, Calif.	FA-'21
20	Tevaughn Campbell	CB	6-0	200	28	2	Regina	Toronto, Ontario, Canada	FA-'19
22	Justin Jackson	RB	6-0	200	25	4	Northwestern	Carol Stream, Ill.	D7-'18
24	Nasir Adderley	S	6-0	206	24	3	Delaware	Philadelphia, Pa.	D2-'19
25	Chris Harris Jr.	CB	5-10	199	32	11	Kansas	Bixby, Okla.	UFA (Den)-'20
26	Asante Samuel Jr.	CB	5-10	180	21	R	Florida State	Fort Lauderdale, Fla.	D2-'21
27	Joshua Kelley	RB	5-11	212	23	2	UCLA	Lancaster, Calif.	D4-'20
29	Mark Webb Jr.	DB	6-1	207	23	R	Georgia	Philadelphia, Pa.	D7-'21
30	Austin Ekeler	RB	5-10	200	26	5	Western State Colorado	Eaton, Colo.	FA-'17
31	Nick Niemann	LB	6-3	234	23	R	Iowa	Sycamore, Ill.	D6a-'21
32	Alohi Gilman	S	5-10	201	24	2	Notre Dame	Laie, Hawaii	D6-'20
33	Derwin James Jr.	S	6-2	215	25	4	Florida State	Haines City, Fla.	D1-'18
35	Larry Rountree III	RB	5-10	211	22	R	Missouri	Raleigh, N.C.	D6b-'21
36	Trey Marshall	DB	6-0	207	25	3	Florida State	Lake City, Fla.	W (Den)-'21
37	Kemon Hall	CB	5-11	190	24	1	North Texas	Calhoun City, Miss.	W (Dal)-'21
40	Gabe Nabers	FB	6-3	235	23	2	Florida State	Hahira, Ga.	FA-'20
42	Uchenna Nwosu	OLB	6-2	251	24	4	Southern California	Carson, Calif.	D2-'18
43	Michael Davis	CB	6-2	196	26	5	Brigham Young	Glendale, Calif.	FA-'17
44	Kyzir White	LB	6-2	216	25	4	West Virginia	Macungie, Pa.	D4-'18
49	Drue Tranquill	LB	6-2	234	26	3	Notre Dame	Fort Wayne, Ind.	D4-'19
52	Kyler Fackrell	OLB	6-5	245	29	6	Utah State	Mesa, Ariz.	UFA (NYG)-'21
54	Matt Overton	LS	6-1	243	36	9	Western Washington	Tracy, Calif.	FA-'21
57	Amen Ogbongbemiga	LB	6-0	231	23	R	Oklahoma State	Calgary, Alberta, Canada	FA-'21
61	Scott Quessenberry	C/G	6-3	310	26	4	UCLA	La Costa, Calif.	D5-'18
63	Corey Linsley	C	6-3	301	30	8	Ohio State	Boardman, Ohio	UFA (GB)-'21
64	Brenden Jaimes	G/T	6-5	300	22	R	Nebraska	Austin, Texas	D5-'21
70	Rashawn Slater	T	6-4	315	22	R	Northwestern	Sugar Land, Texas	D1-'21
71	Matt Feiler	G	6-6	330	29	5	Bloomsburg	Strasburg, Pa.	UFA (Pit)-'21
72	Michael Schofield III	G/T	6-6	301	30	8	Michigan	Orland Park, Ill.	FA-'21
74	Storm Norton	T	6-7	317	27	2	Toledo	Toledo, Ohio	FA-'20
76	Oday Aboushi	G	6-5	315	30	9	Virginia	Brooklyn, N.Y.	UFA (Det)-'21
79	Trey Pipkins III	T	6-6	307	25	3	Sioux Falls	Apple Valley, Minn.	D3-'19
81	Mike Williams	WR	6-4	218	26	5	Clemson	Santee, S.C.	D1-'17
82	Stephen Anderson	TE	6-3	230	28	4	California	San Jose, Calif.	FA-'19
84	KJ Hill Jr.	WR	6-0	196	24	2	Ohio State	Little Rock, Ark.	D7-'20
87	Jared Cook	TE	6-5	254	34	13	South Carolina	Suwanee, Ga.	UFA (NO)-'21
88	Tre' McKitty	TE	6-4	246	22	R	Georgia	Wesley Chapel, Fla.	D3b-'21
89	Donald Parham Jr.	TE	6-8	237	24	2	Stetson	Lakeland, Fla.	FA-'20
90	Eric Banks	DL	6-5	270	23	1	Texas-San Antonio	Memphis, Tenn.	W (LAR)-'21
93	Justin Jones	DL	6-3	309	25	4	North Carolina State	Austell, Ga.	D3-'18
94	Chris Rumph II	OLB	6-2	244	22	R	Duke	Gainesville, Fla.	D4-'21
95	Christian Covington	DL	6-2	300	27	7	Rice	Vancouver, British Columbia, Canada	FA-'21
97	Joey Bosa	OLB	6-5	280	26	6	Ohio State	Fort Lauderdale, Fla.	D1-'16
98	Linval Joseph	DL	6-4	329	32	12	East Carolina	Christiansted, U.S. Virgin Islands	FA-'20
99	Jerry Tillery	DL	6-6	295	24	3	Notre Dame	Shreveport, La.	D1-'19

RESERVE/INJURED

No.	Name	Pos.	Ht.	Wt.	Age	Exp.	College	Hometown	How Acq.
23	Ryan Smith	CB	5-11	189	28	6	North Carolina Central	Upper Marlboro, Md.	UFA (TB)-'21
53	Damon Lloyd	LB	6-0	235	23	1	Indiana (Pa.)	Avingdon, Md.	FA-'21
75	Bryan Bulaga	T	6-5	314	32	12	Iowa	Barrington, Ill.	UFA (GB)-'20

PRACTICE SQUAD

No.	Name	Pos.	Ht.	Wt.	Age	Exp.	College	Hometown	How Acq.
11	Jason Moore Jr.	WR	6-3	215	26	2	Findlay	Oberlin, Ohio	FA-'19
28	Brandon Facyson	CB	6-2	197	27	4	Virginia Tech	Newnan, Ga.	FA-'18
34	Darius Bradwell	RB	6-0	235	24	1	Tulane	Tallahassee, Fla.	FA-'20
38	Kiondre Thomas	CB	6-0	190	23	R	Kansas State	Fort Smith, Ark.	FA-'21
46	Ben DeLuca	DB	6-1	202	23	R	Charlotte	Orlando, Fla.	FA-'21
47	Hunter Kampmoyer	TE	6-4	243	23	R	Oregon	Bishop, Calif.	FA-'21
50	Cole Christiansen	LB	6-1	230	24	1	Army	Suffolk, Va.	FA-'20
51	Emeke Egbule	OLB	6-2	245	24	3	Houston	Houston, Texas	D6-'19
65	Nate Gilliam	G	6-4	310	24	1	Wake Forest	Knoxville, Tenn.	FA-'20
67	Ryan Hunter	G	6-3	316	26	1	North Bay	North Bay, Ontario, Canada	FA-'20
80	Maurice Ffrench	WR	5-11	200	23	1	Pittsburgh	New Brunswick, N.J.	FA-'21
83	Michael Bandy	WR	5-10	190	23	1	San Diego	La Mirada, Calif.	FA-'21
86	Austin Proehl	WR	5-10	185	25	1	North Carolina	Charlotte, N.C.	W (SF)-'21
91	Forrest Merrill	DL	6-0	322	25	R	Arkansas State	Willard, Mo.	FA-'21
92	Joe Gaziano	DL	6-4	280	25	1	Northwestern	Scituate, Mass.	FA-'20
96	Breiden Fehoko	DL	6-3	300	24	1	Louisiana State	Honolulu, Hawaii	FA-'20

PRACTICE SQUAD; INJURED

No.	Name	Pos.	Ht.	Wt.	Age	Exp.	College	Hometown	How Acq.
12	Joe Reed	WR	6-0	224	23	2	Virginia	Charlotte Court House, Va.	D5-'20

2021 LOS ANGELES CHARGERS ALPHABETICAL ROSTER

ACTIVE ROSTER

No.	Name	Pos.	Ht.	Wt.	DOB	Exp.	College	Hometown	How Acq.
76	Aboushi, Oday	G	6-5	315	6/5/91	9	Virginia	Brooklyn, N.Y.	UFA (Det)-'21
24	Adderley, Nasir	S	6-0	206	5/31/97	3	Delaware	Philadelphia, Pa.	D2-'19
13	Allen, Keenan	WR	6-2	211	4/27/92	9	California	Greensboro, N.C.	D3-'13
82	Anderson, Stephen	TE	6-3	230	1/30/93	4	California	San Jose, Calif.	FA-'19
90	Banks, Eric	DL	6-5	270	1/30/98	1	Texas-San Antonio	Memphis, Tenn.	W (LAR)-'21
97	Bosa, Joey	OLB	6-5	280	7/11/95	6	Ohio State	Fort Lauderdale, Fla.	D1-'16
20	Campbell, Tevaughn	CB	6-0	200	6/14/93	2	Regina	Toronto, Ontario, Canada	FA-'19
87	Cook, Jared	TE	6-5	254	4/7/87	13	South Carolina	Suwanee, Ga.	UFA (NO)-'21
95	Covington, Christian	DL	6-2	300	10/16/93	7	Rice	Vancouver, British Columbia, Canada	FA-'21
4	Daniel, Chase	QB	6-0	229	10/7/86	12	Missouri	Southlake, Texas	FA-'21
43	Davis, Michael	CB	6-2	196	1/6/95	5	Brigham Young	Glendale, Calif.	FA-'17
30	Ekeler, Austin	RB	5-10	200	5/17/95	5	Western State Colorado	Eaton, Colo.	FA-'17
52	Fackrell, Kyle	OLB	6-5	245	11/25/95	6	Utah State	Mesa, Ariz.	UFA (NYG)-'21
71	Feller, Matt	G	6-6	330	7/7/92	5	Bloomsburg	Strasburg, Pa.	UFA (Pit)-'21
32	Gilman, Alohi	S	5-10	201	9/17/97	2	Notre Dame	Laie, Hawaii	D6-'20
15	Guyton, Jalen	WR	6-1	212	6/7/97	2	North Texas	Allen, Texas	FA-'19
37	Hall, Kemon	CB	5-11	190	6/2/97	1	North Texas	Calhoun City, Miss.	W (Dal)-'21
25	Harris Jr., Chris	CB	5-10	199	6/18/89	11	Kansas	Bixby, Okla.	UFA (Den)-'20
10	Herbert, Justin	QB	6-6	236	3/10/98	2	Oregon	Eugene, Ore.	D1a-'20
84	Hill Jr., KJ	WR	6-0	196	9/15/97	2	Ohio State	Little Rock, Ark.	D7-'20
22	Jackson, Justin	RB	6-0	200	4/22/96	4	Northwestern	Carol Stream, Ill.	D7-'18
64	Jaimes, Brenden	G/T	6-5	300	5/28/99	R	Nebraska	Austin, Texas	D5-'21
33	James Jr., Derwin	S	6-2	215	8/3/96	4	Florida State	Haines City, Fla.	D1-'18
93	Jones, Justin	DL	6-3	309	8/28/96	4	North Carolina State	Austell, Ga.	D3-'18
98	Joseph, Linval	DL	6-4	329	10/10/88	12	East Carolina	Christiansted, U.S. Virgin Islands	FA-'20
27	Kelley, Joshua	RB	5-11	212	11/20/97	2	UCLA	Lancaster, Calif.	D4-'20
63	Linsley, Corey	C	6-3	301	7/27/91	8	Ohio State	Boardman, Ohio	UFA (GB)-'21
1	Long, Ty	P	6-2	205	4/6/93	3	Alabama-Birmingham	Roswell, Ga.	FA-'19
36	Marshall, Trey	DB	6-0	207	2/13/96	3	Florida State	Lake City, Fla.	W (Den)-'21
88	McKitty, Tre'	TE	6-4	246	1/12/99	R	Georgia	Wesley Chapel, Fla.	D3b-'21
9	Murray Jr., Kenneth	LB	6-2	241	11/16/98	2	Oklahoma	Houston, Texas	D1b-'20
40	Nabers, Gabe	FB	6-3	235	11/5/97	2	Florida State	Hahira, Ga.	FA-'20
31	Niemann, Nick	LB	6-3	244	12/2/97	R	Iowa	Sycamore, Ill.	D6a-'21
74	Norton, Storm	T	6-7	317	5/16/94	2	Toledo	Toledo, Ohio	FA-'20
42	Nwosu, Uchenna	OLB	6-2	251	12/28/96	4	Southern California	Carson, Calif.	D2-'18
57	Ogbongbemiga, Amen	LB	6-0	231	9/4/98	R	Oklahoma State	Calgary, Alberta, Canada	FA-'21
54	Overton, Matt	LS	6-1	243	7/6/85	9	Western Washington	Tracy, Calif.	FA-'21
5	Palmer, Joshua	WR	6-1	210	9/22/99	R	Tennessee	Brampton, Ontario, Canada	D3a-'21
89	Parham Jr., Donald	TE	6-8	237	8/16/97	2	Stetson	Lakeland, Fla.	FA-'20
79	Pipkins III, Trey	T	6-6	307	9/5/96	3	Sioux Falls	Apple Valley, Minn.	D3-'19
61	Quessenberry, Scott	C/G	6-3	310	3/23/95	4	UCLA	La Costa, Calif.	D5-'18
35	Rountree III, Larry	RB	5-10	211	2/13/99	R	Missouri	Raleigh, N.C.	D6b-'21
94	Rumph II, Chris	OLB	6-2	244	10/19/98	R	Duke	Gainesville, Fla.	D4-'21
26	Samuel Jr., Asante	CB	5-10	180	10/3/99	R	Florida State	Fort Lauderdale, Fla.	D2-'21
72	Schofield III, Michael	G/T	6-6	301	11/15/90	8	Michigan	Orland Park, Ill.	FA-'21
70	Slater, Rashawn	T	6-4	315	3/26/99	R	Northwestern	Sugar Land, Texas	D1-'21
2	Stick, Easton	QB	6-1	224	9/15/95	3	North Dakota State	Omaha, Neb.	D5-'19
99	Tillery, Jerry	DL	6-6	295	10/8/96	3	Notre Dame	Shreveport, La.	D1-'19
49	Tranquill, Drue	LB	6-2	234	8/15/95	3	Notre Dame	Fort Wayne, Ind.	D4-'19
16	Vizcaino, Tristan	K	6-2	205	7/31/96	1	Washington	Chino Hills, Calif.	FA-'21
29	Webb Jr., Mark	DB	6-1	207	9/10/98	R	Georgia	Philadelphia, Pa.	D7-'21
44	White, Kyzir	LB	6-2	216	3/24/96	4	West Virginia	Macungie, Pa.	D4-'18
81	Williams, Mike	WR	6-4	218	10/4/94	5	Clemson	Santee, S.C.	D1-'17

RESERVE/INJURED

No.	Name	Pos.	Ht.	Wt.	DOB	Exp.	College	Hometown	How Acq.
75	Bulaga, Bryan	T	6-5	314	3/21/89	12	Iowa	Barrington, Ill.	UFA (GB)-'20
53	Lloyd, Damon	LB	6-0	235	5/8/98	1	Indiana (Pa.)	Avingdon, Md.	FA-'21
23	Smith, Ryan	CB	5-11	189	9/7/93	6	North Carolina Central	Upper Marlboro, Md.	UFA (TB)-'21

PRACTICE SQUAD

No.	Name	Pos.	Ht.	Wt.	DOB	Exp.	College	Hometown	How Acq.
83	Bandy, Michael	WR	5-10	190	12/5/97	1	San Diego	La Mirada, Calif.	FA-'21
34	Bradwell, Darius	RB	6-0	235	5/15/97	1	Tulane	Tallahassee, Fla.	FA-'20
50	Christiansen, Cole	LB	6-1	230	7/30/97	1	Army	Suffolk, Va.	FA-'20
46	DeLuca, Ben	DB	6-1	202	4/9/98	R	Charlotte	Orlando, Fla.	FA-'21
51	Egbule, Emeke	OLB	6-2	245	10/13/96	3	Houston	Houston, Texas	D6-'19
28	Facyson, Brandon	CB	6-2	197	9/8/94	4	Virginia Tech	Newnan, Ga.	FA-'18
96	Fehoko, Breiden	DL	6-3	300	10/15/96	1	Louisiana State	Honolulu, Hawaii	FA-'20
80	Ffrench, Maurice	WR	5-11	200	1/1/98	1	Pittsburgh	New Brunswick, N.J.	FA-'21
92	Gaziano, Joe	DL	6-4	280	9/27/96	1	Northwestern	Scituate, Mass.	FA-'20
65	Gilliam, Nate	G	6-4	310	7/6/97	1	Wake Forest	Knoxville, Tenn.	FA-'20
67	Hunter, Ryan	G	6-3	316	4/1/95	1	Bowling Green	North Bay, Ontario, Canada	FA-'20
47	Kampmoyer, Hunter	TE	6-4	243	2/6/98	R	Oregon	Bishop, Calif.	FA-'21
91	Merrill, Forrest	DL	6-0	322	8/15/96	R	Arkansas State	Willard, Mo.	FA-'21
11	Moore Jr., Jason	WR	6-3	215	6/23/95	2	Findlay	Oberlin, Ohio	FA-'19
86	Proehl, Austin	WR	5-10	185	10/11/95	1	North Carolina	Charlotte, N.C.	W (SF)-'21
38	Thomas, Kiondre	CB	6-0	190	2/7/98	R	Kansas State	Fort Smith, Ark.	FA-'21

PRACTICE SQUAD; INJURED

No.	Name	Pos.	Ht.	Wt.	DOB	Exp.	College	Hometown	How Acq.
12	Reed, Joe	WR	6-0	224	1/4/98	2	Virginia	Charlotte Court House, Va.	D5-'20

2021 LOS ANGELES CHARGERS POSITION ROSTER

QUARTERBACKS (3)

No.	Name	Pos.	Ht.	Wt.	Age	Exp.	College	Hometown	How Acq.
2	Easton Stick	QB	6-1	224	26	3	North Dakota State	Omaha, Neb.	D5-'19
4	Chase Daniel	QB	6-0	229	34	12	Missouri	Southlake, Texas	FA-'21
10	Justin Herbert	QB	6-6	236	23	2	Oregon	Eugene, Ore.	D1a-'20

RUNNING BACKS (5)

No.	Name	Pos.	Ht.	Wt.	Age	Exp.	College	Hometown	How Acq.
22	Justin Jackson	RB	6-0	200	25	4	Northwestern	Carol Stream, Ill.	D7-'18
27	Joshua Kelley	RB	5-11	212	23	2	UCLA	Lancaster, Calif.	D4-'20
30	Austin Ekeler	RB	5-10	200	26	5	Western State Colorado	Eaton, Colo.	FA-'17
35	Larry Rountree III	RB	5-10	211	22	R	Missouri	Raleigh, N.C.	D6b-'21
40	Gabe Nabers	FB	6-3	235	23	2	Florida State	Hahira, Ga.	FA-'20

WIDE RECEIVERS (5)

No.	Name	Pos.	Ht.	Wt.	Age	Exp.	College	Hometown	How Acq.
5	Joshua Palmer	WR	6-1	210	22	R	Tennessee	Brampton, Ontario, Canada	D3a-'21
13	Keenan Allen	WR	6-2	211	29	9	California	Greensboro, N.C.	D3-'13
15	Jalen Guyton	WR	6-1	212	24	2	North Texas	Allen, Texas	FA-'19
81	Mike Williams	WR	6-4	218	26	5	Clemson	Santee, S.C.	D1-'17
84	KJ Hill Jr.	WR	6-0	196	24	2	Ohio State	Little Rock, Ark.	D7-'20

TIGHT ENDS (4)

No.	Name	Pos.	Ht.	Wt.	Age	Exp.	College	Hometown	How Acq.
82	Stephen Anderson	TE	6-3	230	28	4	California	San Jose, Calif.	FA-'19
87	Jared Cook	TE	6-5	254	34	13	South Carolina	Suwanee, Ga.	UFA (NO)-'21
88	Tre' McKitty	TE	6-4	246	22	R	Georgia	Wesley Chapel, Fla.	D3b-'21
89	Donald Parham Jr.	TE	6-8	237	24	2	Stetson	Lakeland, Fla.	FA-'20

OFFENSIVE LINEMEN (9)

No.	Name	Pos.	Ht.	Wt.	Age	Exp.	College	Hometown	How Acq.
61	Scott Quessenberry	C/G	6-3	310	26	4	UCLA	La Costa, Calif.	D5-'18
63	Corey Linsley	C	6-3	301	30	8	Ohio State	Boardman, Ohio	UFA (GB)-'21
64	Brenden Jaimes	G/T	6-5	300	22	R	Nebraska	Austin, Texas	D5-'21
70	Rashawn Slater	T	6-4	315	22	R	Northwestern	Sugar Land, Texas	D1-'21
71	Matt Feiler	G	6-6	330	29	5	Bloomsburg	Strasburg, Pa.	UFA (Pit)-'21
72	Michael Schofield III	G/T	6-6	301	30	8	Michigan	Orland Park, Ill.	FA-'21
74	Storm Norton	T	6-7	317	27	2	Toledo	Toledo, Ohio	FA-'20
76	Oday Aboushi	G	6-5	315	30	9	Virginia	Brooklyn, N.Y.	UFA (Det)-'21
79	Trey Pipkins III	T	6-6	307	25	3	Sioux Falls	Apple Valley, Minn.	D3-'19

DEFENSIVE LINEMEN (5)

No.	Name	Pos.	Ht.	Wt.	Age	Exp.	College	Hometown	How Acq.
90	Eric Banks	DL	6-5	270	23	1	Texas-San Antonio	Memphis, Tenn.	W (LAR)-'21
93	Justin Jones	DL	6-3	309	25	4	North Carolina State	Austell, Ga.	D3-'18
95	Christian Covington	DL	6-2	300	27	7	Rice	Vancouver, British Columbia, Canada	FA-'21
98	Linval Joseph	DL	6-4	329	32	12	East Carolina	Christiansted, U.S. Virgin Islands	FA-'20
99	Jerry Tillery	DL	6-6	295	24	3	Notre Dame	Shreveport, La.	D1-'19

LINEBACKERS (5)

No.	Name	Pos.	Ht.	Wt.	Age	Exp.	College	Hometown	How Acq.
9	Kenneth Murray Jr.	LB	6-2	241	22	2	Oklahoma	Houston, Texas	D1b-'20
31	Nick Niemann	LB	6-3	234	23	R	Iowa	Sycamore, Ill.	D6a-'21
44	Kyzir White	LB	6-2	216	25	4	West Virginia	Macungie, Pa.	D4-'18
49	Drue Tranquill	LB	6-2	234	26	3	Notre Dame	Fort Wayne, Ind.	D4-'19
57	Amen Ogbongbemiga	LB	6-0	231	23	R	Oklahoma State	Calgary, Alberta, Canada	FA-'21

OUTSIDE LINEBACKERS (4)

No.	Name	Pos.	Ht.	Wt.	Age	Exp.	College	Hometown	How Acq.
42	Uchenna Nwosu	OLB	6-2	251	24	4	Southern California	Carson, Calif.	D2-'18
52	Kyler Fackrell	OLB	6-5	245	25	6	Utah State	Mesa, Ariz.	UFA (NYG)-'21
94	Chris Rumph II	OLB	6-2	244	22	R	Duke	Gainesville, Fla.	D4-'21
97	Joey Bosa	OLB	6-5	280	26	6	Ohio State	Fort Lauderdale, Fla.	D1-'16

DEFENSIVE BACKS (10)

No.	Name	Pos.	Ht.	Wt.	Age	Exp.	College	Hometown	How Acq.
20	Tevaughn Campbell	CB	6-0	200	28	2	Regina	Toronto, Ontario, Canada	FA-'19
24	Nasir Adderley	S	6-0	206	24	3	Delaware	Philadelphia, Pa.	D2-'19
25	Chris Harris Jr.	CB	5-10	199	32	11	Kansas	Bixby, Okla.	UFA (Den)-'20
26	Asante Samuel Jr.	CB	5-10	180	21	R	Florida State	Fort Lauderdale, Fla.	D2-'21
29	Mark Webb Jr.	S	6-1	207	23	R	Georgia	Philadelphia, Pa.	D7-'21
32	Alohi Gilman	S	5-10	201	24	2	Notre Dame	Laie, Hawaii	D6-'20
33	Derwin James Jr.	S	6-2	215	25	4	Florida State	Haines City, Fla.	D1-'18
36	Trey Marshall	DB	6-0	207	25	3	Florida State	Lake City, Fla.	W (Den)-'21
37	Kemon Hall	CB	5-11	190	24	1	North Texas	Calhoun City, Miss.	W (Dal)-'21
43	Michael Davis	CB	6-2	196	26	5	Brigham Young	Glendale, Calif.	FA-'17

SPECIALISTS (3)

No.	Name	Pos.	Ht.	Wt.	Age	Exp.	College	Hometown	How Acq.
1	Ty Long	P	6-2	205	28	3	Alabama-Birmingham	Roswell, Ga.	FA-'19
16	Tristan Vizcaino	K	6-2	205	25	1	Washington	Chino Hills, Calif.	FA-'21
54	Matt Overton	LS	6-1	243	36	9	Western Washington	Tracy, Calif.	FA-'21

2021 LOS ANGELES CHARGERS DEPTH CHART

Depth Chart is unofficial and compiled by Chargers Communications

OFFENSE

WR	13	Keenan Allen	15	Jalen Guyton	84	KJ Hill Jr.
LT	<u>70</u>	Rashawn Slater	79	Trey Pipkins III		
LG	71	Matt Feiler	<u>64</u>	Brenden Jaimes		
C	63	Corey Linsley	61	Scott Quessenberry		
RG	76	Oday Aboushi	<u>64</u>	Brenden Jaimes		
RT	74	Storm Norton	72	Michael Schofield III		
TE	87	Jared Cook	89	Donald Parham Jr.	82	Stephen Anderson
					<u>88</u>	Tre' McKitty
WR	81	Mike Williams	<u>5</u>	Joshua Palmer	2	Easton Stick
QB	10	Justin Herbert	4	Chase Daniel		
FB	40	Gabe Nabers				
RB	30	Austin Ekeler	22	Justin Jackson	27	Joshua Kelley
					<u>35</u>	Larry Rountree III

DEFENSE

EDGE	97	Joey Bosa	<u>94</u>	Chris Rumph II			
DL	99	Jerry Tillery	95	Christian Covington			
DL	98	Linval Joseph	90	Eric Banks			
DL	93	Justin Jones	95	Christian Covington			
EDGE	42	Uchenna Nwosu	– OR –	52	Kyler Fackrell		
LB	9	Kenneth Murray Jr.		<u>31</u>	Nick Niemann	<u>57</u>	Amen Ogbongbemiga
LB	44	Kyzir White	– OR –	49	Drue Tranquill		
CB	43	Michael Davis		<u>26</u>	Asante Samuel Jr.	37	Kemon Hall
S	24	Nasir Adderley		<u>29</u>	Mark Webb Jr.		
S	33	Derwin James Jr.		32	Alohi Gilman	36	Trey Marshall
CB	25	Chris Harris Jr.		20	Tevaughn Campbell		

SPECIALISTS

K	16	Tristan Vizcaino		
P	1	Ty Long		
KO	16	Tristan Vizcaino		
H	1	Ty Long		
LS	54	Matt Overton		
KR	24	Nasir Adderley	<u>35</u>	Larry Rountree III
PR	84	KJ Hill Jr.	15	Jalen Guyton

NOTE: Rookies are underlined

2021 LOS ANGELES CHARGERS PRONUNCIATION GUIDE

Oday **Aboushi** uh-BOO-shee
Nasir Adderley nah-SEER ADD-er-lee
Tevaughn Campbell tuh-VAUGHN
Emeke Egbule eh-MEH-keh egg-BOO-leh
Austin Ekeler ECK-ler
Brandon Facyson FAY-sen
Breiden Fehoko BRAY-dun fuh-HO-ko
Matt Feiler FEYE-luhr
Nate Gilliam GILL-em

Alohi Gilman uh-LOW-hee
Kemon Hall KEY-mahn
Brenden Jaimes HIGH-miss
Nick Niemann KNEE-min
Uchenna Nwosu oo-CHEN-uh noo-WOE-sue
Amen Ogbongbemiga
 AY-men awg-BONG-buh-mee-guh
Donald Parham Jr. par-HAM
Austin Proehl PROLL

Scott Quessenberry QWES-sin-bear-ee
Rashawn Slater ruh-SHAWN
Michael Schofield III SKO-field
Kiondre Thomas KEY-ahn-dray
Tristan Vizcaino viz-KAY-no
Kyzir White kie-ZEER

2021 TRANSACTIONS BY DATE

<p>Jan. 4 Signed RB Darius Bradwell, CB John Brannon, P Lachlan Edwards, DL Breiden Fehoko, G Nate Gilliam, G Ryan Hunter, WR John Hurst, WR Jason Moore Jr., DL Frederick Smith Jr., and CB Donte Vaughn to Reserve/Future contracts.</p> <p>Jan. 7 Activated WR Keenan Allen and TE Hunter Henry from Reserve/COVID-19. Activated S Derwin James Jr., from Reserve/COVID-19 and remains on Reserve/Injured.</p> <p>Feb. 26 Re-signed CB Tevaughn Campbell.</p> <p>March 5 Signed K Tristan Vizcaino.</p> <p>March 12 Released G Trai Turner. Waived LB Malik Jefferson.</p> <p>March 17 Re-signed K Michael Badgley, CB Michael Davis and P Ty Long.</p> <p>March 18 Re-signed G/T Tyree St. Louis.</p> <p>March 19 Signed G Matt Feiler and C Corey Linsley. Re-signed CB Brandon Facyson.</p> <p>March 22 Re-signed TE Stephen Anderson.</p> <p>March 23 Signed G Oday Aboushi and TE Jared Cook.</p> <p>March 26 Signed OLB Kyler Fackrell.</p> <p>March 31 Signed QB Chase Daniel and CB Ryan Smith.</p> <p>May 5 Claimed CB Kemon Hall off Waivers.</p> <p>May 11 Signed DL Christian Covington.</p> <p>May 14 Signed DB Ben DeLuca, DL Jared Goldwire, T Darius Harper, G/T Brenden Jaimes, TE Hunter Kampmoyer, K Alex Kessman, LS Ryan Langen, DL Forrest Merrill, LB Nick Niemann, LB Amen Ogbongbemiga, RB Larry Rountree III, CB Asante Samuel Jr., T Kyle Spalding, DB Mark Webb Jr.</p> <p>May 18 Signed OLB Chris Rumph II. Claimed WR Austin Proehl off Waivers.</p> <p>June 21 Signed WR Michael Bandy, LB Damon Lloyd, TE Matt Seybert and DL Willie Yarbary.</p> <p>July 23 Signed WR Joshua Palmer.</p> <p>July 27 Signed TE Tre' McKitty and T Rashawn Slater. Placed RB Justin Jackson on Reserve/COVID-19. Declared WR John Hurst Physically Unable to Perform.</p> <p>July 29 Activated RB Justin Jackson from Reserve/COVID-19.</p> <p>Aug. 1 Signed QB KJ Costello.</p> <p>Aug. 5 Placed DL Jared Goldwire on Reserve/Retired.</p>	<p>Aug. 7 Signed DL Chris Okoye and CB KJ Sails.</p> <p>Aug. 10 Removed WR John Hurst from Active/Physically Unable to Perform.</p> <p>Aug. 16 Signed LS Matt Overton. Released P Lachlan Edwards. Waived WR Michael Bandy and K Alex Kessman.</p> <p>Aug. 17 Signed OLB Davin Bellamy. Waived QB KJ Costello and TE Matt Seybert.</p> <p>Aug. 20 Signed WR Michael Bandy. Placed S Nasir Adderley and CB Ryan Smith on Reserve/COVID-19.</p> <p>Aug. 21 Signed TE Matt Seybert.</p> <p>Aug. 24 Activated S Nasir Adderley from Reserve/COVID-19. Waived LS Ryan Langan, WR Austin Proehl, TE Matt Seybert and T Kyle Spalding. Waived/Injured LB Damon Lloyd and DL Chris Okoye.</p> <p>Aug. 25 Signed LB Nate Evans. Waived DL Frederick Smith Jr. Placed LB Damon Lloyd and DL Chris Okoye on Reserve/Injured.</p> <p>Aug. 30 Waived OLB Davin Bellamy, LB Nate Evans, T Darius Harper, WR John Hurst, OLB Jessie Lemonier, CB KJ Sails, TE Matt Sokol, CB Donte Vaughn, DL Willie Yarbary. Waived/Injured LS Cole Mazza and G/T Tyree St. Louis.</p> <p>Aug. 31 Waived K Michael Badgley, WR Michael Bandy, RB Darius Bradwell, CB John Brannon III, DL Cortez Broughton, LB Cole Christiansen, DB Ben DeLuca, OLB Emeke Egbule, DL Breiden Fehoko, OLB Joe Gaziano, G Nate Gilliam, G Ryan Hunter, WR Tyron Johnson, TE Hunter Kampmoyer, WR Jason Moore Jr., and WR Joe Reed.</p> <p>Sept. 1 Claimed DL Eric Banks and DB Trey Marshall off Waivers. Waived CB Brandon Facyson and DL Forrest Merrill. Placed LS Cole Mazza and G/T Tyree St. Louis on Reserve/Injured. Signed WR Michael Bandy, RB Darius Bradwell, LB Cole Christiansen, DB Ben DeLuca, OLB Emeke Egbule, DL Breiden Fehoko, DL Joe Gaziano, G Nate Gilliam, G Ryan Hunter, TE Hunter Kampmoyer, WR Jason Moore Jr., and WR Joe Reed to practice squad.</p>	<p>Sept. 2 Signed WR Austin Proehl to practice squad. Waived DL Chris Okoye and G/T Tyree St. Louis via injury settlements.</p> <p>Sept. 3 Activated CB Ryan Smith from Reserve/COVID-19. Waived CB Kemon Hall. Signed CB Brandon Facyson and DL Forrest Merrill to practice squad.</p> <p>Sept. 6 Signed CB Kiondre Thomas to practice squad.</p> <p>Sept. 7 Signed CB Kemon Hall. Placed CB Ryan Smith on Reserve/Injured.</p> <p>Sept. 8 Waived LS Cole Mazza via injury settlement.</p> <p>Sept. 15 Signed WR Maurice Ffrench to practice squad. Placed WR Joe Reed on Practice Squad; Injured.</p> <p>Sept. 17 Signed G/T Michael Schofield III. Placed T Bryan Bulaga on Reserve/Injured.</p> <p>Sept. 18 Activated DL Joe Gaziano from practice squad.</p> <p>Sept. 20 Reverted DL Joe Gaziano to practice squad.</p> <p>Sept. 25 Activated OLB Emeke Egbule and DL Joe Gaziano from practice squad.</p> <p>Sept. 27 Reverted OLB Emeke Egbule and DL Joe Gaziano to practice squad.</p>
---	---	---

2021 LOS ANGELES CHARGERS COACHES

<p>Head Coach Brandon Staley</p> <p>Defensive Coordinator Renaldo Hill</p> <p>Offensive Coordinator Joe Lombardi</p> <p>Special Teams Coordinator Derius Swinton II</p> <p>Secondary Derrick Ansley</p> <p>Wide Receivers Chris Beatty</p> <p>Assistant Special Teams Mayur Chaudhari</p> <p>Passing Game Coordinator/Quarterbacks Shane Day</p> <p>Assistant Secondary Tom Donatell</p> <p>Running Backs Derrick Foster</p> <p>Tight Ends Kevin Koger</p> <p>Run Game Coordinator/Outside Linebackers Jay Rodgers</p>	<p>Assistant Offensive Line Shaun Sarrett</p> <p>Offensive Assistant Dan Shamash</p> <p>Defensive Quality Control Isaac Shewmaker</p> <p>Run Game Coordinator/Offensive Line Frank Smith</p> <p>Defensive Line Giff Smith</p> <p>Alex G. Spanos Coaching Fellow John Timu</p> <p>Offensive Quality Control Chandler Whitmer</p> <p>Linebackers Michael Wilhoite</p> <p>Special Assistant to the Head Coach Cody Cejda</p> <p>Director of Sports Performance Anthony Lomando</p> <p>Head Strength & Conditioning Jonathan Brooks</p> <p>Assistant Strength & Conditioning Lucius Jordan</p>
--	--

MEDIA INFORMATION



GAME-DAY MEDIA PARKING: Media attending Chargers home games have been assigned reserved areas to park at SoFi Stadium. Media will park in Lot E of SoFi Stadium. All parking will be distributed electronically. As a reminder, parking is limited and is being provided as a courtesy.

MEDIA ENTRANCE: All credentialed media must enter through southeast media gate between entries 10 & 11 near Media Will Call and are subject to search procedures. Please be prepared to open all cases and bags for inspection by SoFi Stadium security personnel. All items will be inspected and tagged for security purposes. Please make sure bags are identifiable and limit carry-in items to only what is necessary. Please remove any security tags from prior games.

PRESS WILL CALL
Press Will Call is located at the southeast media gate between entries 10 & 11.

PRESS BOX
Media can access the press box by entering SoFi Stadium through the southeast media gate. Once on the concourse, turn left and walk along the concourse around the South end zone until reaching elevators in the southwest corner of the stadium. Take the elevators up to level 7 to access the press box.

CHARGERS MEDIA SITE
[Chargers.com/media](https://chargers.com/media) is available to assist media with coverage leading up to each game of the 2021 season. The media site contains digital copies of all press materials. Credential requests on the site must be submitted by the sports director, sports editor or photo editor to be considered.

LOS ANGELES CHARGERS COMMUNICATIONS CONTACTS

NAME	TITLE	DESK PHONE	EMAIL
Josh Rupprecht	Senior Vice President, Communications & External Affairs	657.356.2190	Josh.Rupprecht@chargers.nfl.com
Jennifer Rojas	Director, Corporate Communications & Alumni Affairs	657.356.2162	Jennifer.Rojas@chargers.nfl.com
Jamaal LaFrance	Senior Manager, Communications	657.356.2063	Jamaal.LaFrance@chargers.nfl.com
Brock Anderson	Manager, Football Communications	657.356.2082	Brock.Anderson@chargers.nfl.com
Lauren Meyer	Manager, Corporate Communications & Alumni Affairs	657.356.2161	Lauren.Meyer@chargers.nfl.com
Danny Markino	Coordinator, Football Communications	657.356.2068	Danny.Markino@chargers.nfl.com



SUPPLEMENTAL
STATS

ALL-TIME SERIES HISTORY

Franchise	REGULAR SEASON						POSTSEASON					PRESEASON		
	W	L	T	Pct.	PF	PA	W	L	Pct.	PF	PA	W	L	T
Arizona Cardinals ¹	10	4	0	.714	367	277	0	0	—			14	11	0
Atlanta Falcons	3	8	0	.273	150	230	0	0	—			4	2	0
Baltimore Ravens	5	7	0	.417	236	253	1	0	1.000	23	17	0	0	0
Buffalo Bills	24	11	2	.686	916	636	1	2	.333	27	57	0	1	0
Carolina Panthers	1	6	0	.143	109	168	0	0	—			0	0	0
Chicago Bears	6	7	0	.462	249	220	0	0	—			4	3	0
Cincinnati Bengals	21	14	0	.600	830	756	1	1	.500	34	37	0	0	0
Cleveland Browns ²	17	9	1	.648	650	512	0	0	—			1	0	1
Dallas Cowboys	5	7	0	.417	278	276	0	0	—			9	7	0
Denver Broncos	53	68	1	.438	2,622	2,593	0	1	.000	17	24	5	2	0
Detroit Lions	7	5	0	.583	254	263	0	0	—			0	1	0
Green Bay Packers	2	10	0	.167	212	353	0	0	—			2	1	1
Houston Texans	5	2	0	.714	184	127	0	0	—			1	0	0
Indianapolis Colts ³	17	10	0	.630	646	473	2	1	.667	71	76	2	2	0
Jacksonville Jaguars	9	3	0	.750	375	217	0	0	—			0	0	0
Kansas City Chiefs ⁴	57	64	1	.471	2,489	2,709	1	0	1.000	17	0	5	2	0
Las Vegas Raiders ⁵	55	65	2	.459	2,652	2,671	0	1	.000	27	34	7	7	0
Los Angeles Rams ⁶	5	7	0	.417	313	325	0	0	—			20	18	0
Miami Dolphins	14	17	0	.452	696	685	2	2	.500	76	124	3	1	0
Minnesota Vikings	6	7	0	.462	310	318	0	0	—			3	11	1
New England Patriots ⁷	14	23	2	.378	747	949	1	3	.250	112	96	5	2	0
New Orleans Saints	7	6	0	.538	350	264	0	0	—			4	5	0
New York Giants	7	5	0	.583	319	281	0	0	—			5	3	0
New York Jets ⁸	23	12	1	.657	1,030	733	0	2	.000	31	37	4	2	1
Philadelphia Eagles	7	5	0	.583	235	242	0	0	—			3	1	0
Pittsburgh Steelers	8	23	0	.258	575	797	2	1	.667	72	76	1	2	0
San Francisco 49ers	8	6	0	.571	323	374	0	1	0.000	26	49	22	27	0
Seattle Seahawks	25	26	0	.490	1,067	1,066	0	0	—			5	13	0
Tampa Bay Buccaneers	8	4	0	.667	331	250	0	0	—			0	0	0
Tennessee Titans ⁹	27	15	1	.643	1,108	944	1	3	.250	50	57	7	3	0
Washington Football Team ¹⁰	5	7	0	.417	259	284	0	0	—			1	0	0
ALL-TIME TOTALS	461	463	11	.499	20,882	20,246	12	18	.400	583	684	137	127	4

Note: Prior to 1972, tie games were not included in winning percentage.

1—Known as St. Louis Cardinals (1960-87) and Phoenix Cardinals (1988-93)

2—Did not play from 1996-98 after relocation to Baltimore, but rejoined as an expansion franchise in 1999

3—Known as Baltimore Colts (1960-83)

4—Known as Dallas Texans (1960-62)

5—Known as Los Angeles Rams (1960-94 and 2016-present) and St. Louis Rams (1995-2015)

6—Known as Boston Patriots (1960-70)

7—Known as Titans of New York (1960-62)

8—Known as Oakland Raiders (1960-81 and 1995-present) and Los Angeles Raiders (1982-94)

9—Known as Houston Oilers (1960-96) and Tennessee Oilers (1997-98)

10—Known as Washington Redskins (1960-2019)

CHARGERS RECORD WHEN . . .

	-- 2021 Season --			-- 2017-Present --			-- 2000-Present --		
	Home	Road	Overall	Home	Road	Overall	Home	Road	Overall
Overall	0-1	2-0	2-1	16-17	19-15	35-32	95-74	76-94	171-168
On Grass	0-0	2-0	2-0	12-12	13-11	25-23	91-69	55-66	146-135
On Artificial Surfaces	0-1	0-0	0-1	4-5	6-4	10-9	4-5	21-28	25-33
In Indoor Stadiums	0-0	0-0	0-0	0-0	2-2	2-2	0-0	8-11	8-11
In Open-Air Stadiums	0-1	2-0	2-1	16-17	17-13	33-30	95-74	68-83	163-157
When Winning the Coin Toss	0-1	0-0	0-1	10-10	8-6	18-16	56-32	38-44	94-76
When Losing the Coin Toss	0-0	2-0	2-0	7-7	11-9	18-16	40-41	38-50	78-91
When Receiving the Opening Kick	0-0	0-0	0-0	8-11	10-10	18-21	49-38	34-49	83-87
vs. Division Opponents*	0-0	1-0	1-0	4-8	7-6	11-14	34-31	28-38	62-69
vs. AFC (since 1970 NFL-AFL merger)	0-0	1-0	1-0	11-13	14-11	25-24	70-56	58-69	128-125
vs. NFC (since 1970 NFL-AFL merger)	0-1	1-0	1-1	5-4	5-4	10-8	25-18	18-25	43-43
In August/September**	0-1	2-0	2-1	2-7	5-3	7-10	20-18	16-21	36-39
In October	0-0	0-0	0-0	4-3	4-4	8-7	23-14	16-29	39-43
In November	0-0	0-0	0-0	4-3	3-5	7-8	22-19	17-23	39-42
In December	0-0	0-0	0-0	6-4	6-3	12-7	28-22	24-20	52-42
In January	0-0	0-0	0-0	0-0	1-0	1-0	2-1	3-1	5-2
During Day Games	0-1	2-0	2-1	16-14	16-11	32-25	79-59	63-81	142-140
During Night Games	0-0	0-0	0-0	0-3	3-4	3-7	16-15	13-13	29-28
Outdoor Games with a Temperature < 40° F	0-0	0-0	0-0	0-0	2-1	2-1	0-0	13-12	13-12
Outdoor Games with a Temperature > 80° F	0-0	2-0	2-0	2-4	5-1	7-5	11-11	7-5	17-15
On Thursday	0-0	0-0	0-0	0-0	3-1	3-1	4-1	4-3	8-4
On Friday	0-0	0-0	0-0	0-0	0-0	0-0	0-0	1-0	1-0
On Saturday	0-0	0-0	0-0	0-1	0-1	0-2	0-3	1-4	1-7
On Sunday/Early Games (Before 3 p.m. ET)	0-0	2-0	2-0	1-0	8-6	9-6	1-0	38-45	39-45
On Sunday/Late Afternoon Games (3-6 p.m. ET)	0-1	0-0	0-1	15-14	7-5	22-19	78-58	25-33	103-91
On Sunday/Night Games (After 6 p.m. ET)	0-0	0-0	0-0	0-1	1-0	1-1	8-5	3-4	11-9
On Monday	0-0	0-0	0-0	0-1	0-2	0-3	4-7	4-5	8-12
When Scoring First	0-0	2-0	2-0	12-4	10-3	22-7	71-30	43-26	114-56
When Opponent Scores First	0-1	0-0	0-1	4-13	9-12	13-25	24-44	33-68	57-112
In Overtime Games	0-0	0-0	0-0	1-1	1-2	2-3	4-5	6-11	10-15
When Leading after First Quarter	0-0	1-0	1-0	11-4	6-4	17-8	67-20	33-21	100-41
When Leading at Halftime	0-0	2-0	2-0	14-5	14-5	28-10	73-22	52-26	125-48
When Leading after Third Quarter	0-0	0-0	0-0	15-3	12-4	27-7	82-17	50-25	132-42
When Trailing after First Quarter	0-1	0-0	0-1	2-13	7-10	9-23	12-44	24-49	36-93
When Trailing at Halftime	0-1	0-0	0-1	0-12	5-9	5-21	12-46	20-63	32-109
When Trailing after Third Quarter	0-0	2-0	2-0	0-13	7-9	7-22	9-55	20-63	29-118
When Tied at Halftime	0-0	0-0	0-0	1-0	0-1	1-1	9-6	4-6	13-12
When Tied after the Third Quarter	0-1	0-0	0-1	1-1	0-2	1-3	4-2	6-6	10-8
When Chargers had 100-yard Rusher	0-0	0-0	0-0	1-0	4-2	5-2	32-4	32-10	64-14
When Chargers had 100-yard Receiver	0-1	2-0	2-1	9-10	8-3	17-13	39-25	28-27	67-52
When Chargers had 300-yard Passer	0-1	1-0	1-1	8-12	7-2	15-14	26-23	23-23	49-47
When Opponent had 100-yard Rusher	0-1	1-0	1-1	5-5	3-4	8-9	7-17	13-26	20-43
When Opponent had 100-yard Receiver	0-0	1-0	1-0	4-2	3-4	7-6	28-23	16-36	44-59
When Opponent had 300-yard Passer	0-0	0-0	0-0	0-2	0-5	0-7	19-12	7-30	26-42
With a Positive Turnover Margin	0-0	1-0	1-0	10-0	14-3	24-3	61-9	49-17	110-26
With a Negative Turnover Margin	0-1	1-0	1-1	1-13	2-7	3-20	14-50	16-57	30-107
With an Even Turnover Margin	0-0	0-0	0-0	5-4	3-5	8-9	18-15	11-20	29-35
With a +3 or higher Turnover Margin	0-0	1-0	1-0	2-0	2-0	4-0	14-1	13-1	27-2
With a +2 Turnover Margin	0-0	0-0	0-0	5-0	3-1	8-1	28-2	13-5	41-7
With a +1 Turnover Margin	0-0	0-0	0-0	3-0	9-2	12-2	19-7	23-11	42-18
With a -1 Turnover Margin	0-1	1-0	1-1	0-4	1-5	1-9	11-19	10-26	21-45
With a -2 Turnover Margin	0-0	0-0	0-0	1-5	1-0	2-5	3-14	5-15	8-29
With a -3 or lower Turnover Margin	0-0	0-0	0-0	0-4	0-2	0-6	2-16	1-16	3-32
When Recording 0 Takeaways	0-0	0-0	0-0	3-9	2-3	5-12	9-27	9-30	18-56
When Recording 1 Takeaway	0-1	1-0	1-1	5-7	7-7	12-14	30-28	28-34	58-62
When Recording 2-plus Takeaways	0-0	1-0	1-0	8-1	10-5	18-6	56-19	39-30	95-49
When Recording 0 Giveaways	0-0	1-0	1-0	10-2	11-1	21-3	37-7	37-7	74-14
When Recording 1 Giveaway	0-0	0-0	0-0	5-4	5-5	10-9	33-15	18-27	51-42
When Recording 2-plus Giveaways	0-1	1-0	1-1	1-11	3-9	4-20	24-53	23-58	46-112
When Recording 0 Interceptions	0-0	0-0	0-0	5-11	5-4	10-15	23-41	19-44	42-85
When Recording 1 Interception	0-1	0-0	0-1	7-5	9-9	16-14	34-24	34-40	68-64
When Recording 2-plus Interceptions	0-0	1-0	1-0	4-0	5-2	9-2	38-8	23-10	61-18
When Throwing 0 Interceptions	0-0	1-0	1-0	11-5	12-3	23-8	52-16	46-22	98-38
When Throwing 1 Interception	0-0	0-0	0-0	5-3	5-8	10-11	30-25	21-39	51-64
When Throwing 2-plus Interceptions	0-1	0-0	0-1	0-9	2-4	2-13	13-33	9-33	22-66
When Recovering 0 Fumbles	0-1	0-0	0-1	10-13	10-11	20-24	43-47	38-59	81-106
When Recovering 1 Fumble	0-0	0-0	0-0	5-4	6-4	11-8	44-22	27-28	71-50
When Recovering 2-plus Fumbles	0-0	1-0	1-0	1-0	3-0	4-0	8-5	11-7	19-13
When Losing 0 Fumbles	0-1	1-0	1-1	13-8	16-8	29-16	57-36	55-37	112-73
When Losing 1 Fumble	0-0	0-0	0-0	3-7	2-6	5-13	31-25	16-38	47-63
When Losing 2-plus Fumbles	0-0	0-0	0-0	0-2	1-1	1-3	6-14	5-19	11-33

Note: Home and Road indicate status as home or road team even in neutral site and international games.

*All games against divisional opponents from AFL West and AFC West (with exception of 1982 strike-shortened year): Cincinnati Bengals (1968-69), Dallas Texans (1960-62), Denver Broncos (1960-present), Kansas City Chiefs (1963-present), Los Angeles Raiders (1982-94), Oakland Raiders (1960-81 and 1995-present), Seattle Seahawks (1977-2001) and Tampa Bay Buccaneers (1976).

**Had one August regular-season game in team history, a 41-7 road loss to the New England Patriots on Aug. 31, 1997.

THE LAST TIME . . .

Regular season in regular font | Postseason in italics

RUSHING

200 Yards Rushing, Individual

CHARGERS — LaDainian Tomlinson, Dec. 28, 2003 vs. Oakland (243 yards)
 OPPONENT — Adrian Peterson, Nov. 4, 2007 at Minnesota (296 yards)
 CHARGERS — *Keith Lincoln, AFL Championship,*
Jan. 5, 1964 vs. Boston (206 yards)
 OPPONENT — *Never*

100 Yards Rushing, Individual

CHARGERS — Austin Ekeler, Dec. 8, 2019 at Jacksonville (101 yards)
 OPPONENT — **Clyde Edwards-Helaire, Sept. 26, 2021 at Kansas City (100 yards)**
 CHARGERS — *Darren Sproles, AFC Wild Card,*
Jan. 3, 2009 vs. Indianapolis (105 yards)
 OPPONENT — *Sony Michel, AFC Divisional,*
Jan. 13, 2019 at New England (129 yards)

100 Yards Rushing, One Half, Individual

CHARGERS — Melvin Gordon, Oct. 29, 2017 at New England
 (113 yards in first half)
 OPPONENT — Damien Williams, Dec. 29, 2019 at Kansas City
 (113 yards in second half)
 CHARGERS — *Keith Lincoln, AFL Championship,*
Jan. 5, 1964 vs. Boston (176 yards in first half)
 OPPONENT — *Sony Michel, AFC Divisional,*
Jan. 13, 2019 at New England (105 yards in first half)

Two 100-Yard Rushers

CHARGERS — Darren Sproles (122 yards) and LaDainian Tomlinson (116 yards)
 Dec. 16, 2007, vs. Detroit
 OPPONENT — Frank Gore (158 yards) and Colin Kaepernick (151 yards),
 Dec. 20, 2014 at San Francisco
 CHARGERS — *Never*
 OPPONENT — *Never*

Four Touchdowns Rushing, Individual

CHARGERS — LaDainian Tomlinson, Oct. 14, 2007 vs. Oak. (3, 27, 13, 41 yards)
 OPPONENT — *Never*
 CHARGERS — *Never*
 OPPONENT — *Never*

Three Touchdowns Rushing, Individual

CHARGERS — Melvin Gordon, Oct. 15, 2018, at Cleveland (4, 10, 11 yards)
 OPPONENT — Darrel Young, Nov. 3, 2013 at Washington (1, 1, 4 yards)
 CHARGERS — *Never*
 OPPONENT — *Sony Michel, AFC Divisional,*
Jan. 13, 2019 at New England (1, 14, 5 yards)

Two Touchdowns Rushing, Individual

CHARGERS — Melvin Gordon, Dec. 22, 2019 vs. Oakland (1, 1 yards)
 OPPONENT — Cam Newton, Dec. 6, 2020 vs. New England (1, 2 yards)
 CHARGERS — *Darren Sproles, AFC Wild Card,*
Jan. 3, 2009 vs. Indianapolis (9, 22 yards)
 OPPONENT — *Sony Michel, AFC Divisional,*
Jan. 13, 2019 at New England (1, 14, 5 yards)

PASSING

500 Yards Passing, Individual

CHARGERS — Philip Rivers, Oct. 18, 2015 at Green Bay (503 yards)
 OPPONENT — *Never*
 CHARGERS — *Never*
 OPPONENT — *Never*

400 Yards Passing, Individual

CHARGERS — Philip Rivers, Nov. 18, 2018 vs. Denver (401 yards)
 OPPONENT — Michael Vick, Sept. 15, 2013 at Philadelphia (428 yards)
 CHARGERS — *Dan Fouts, AFC Divisional,*
Jan. 2, 1982 at Miami (433 yards)
 OPPONENT — *Peyton Manning, AFC Divisional,*
Jan. 13, 2008 at Indianapolis (402 yards)

300 Yards Passing, Individual

CHARGERS — **Justin Herbert, Sept. 19, 2021 vs. Dallas (338 yards)**
 OPPONENT — Drew Brees, Oct. 12, 2020 at New Orleans (325 yards)
 CHARGERS — *Philip Rivers, AFC Divisional,*
Jan. 13, 2019 at New England (331 yards)
 OPPONENT — *Tom Brady, AFC Divisional,*
Jan. 13, 2019 at New England (343 yards)

Six Touchdown Passes, Individual

CHARGERS — Dan Fouts, Nov. 22, 1981 at Oakland (12, 15, 29, 4, 5, 6 yards)
 OPPONENT — *Never*
 CHARGERS — *Never*
 OPPONENT — *Never*

Five Touchdown Passes, Individual

CHARGERS — Drew Brees, Oct. 31, 2004 vs. Oakland (17, 13, 23, 5, 1 yards)
 OPPONENT — Tom Brady, Oct. 4, 2020 at Tampa Bay (3, 6, 28, 19, 9 yards)
 CHARGERS — *Never*
 OPPONENT — *Never*

Four Touchdown Passes, Individual

CHARGERS — **Justin Herbert, Sept. 26, 2021 at Kansas City (4, 16, 20, 4 yards)**
 OPPONENT — Tom Brady, Oct. 4, 2020 at Tampa Bay (3, 6, 28, 19, 9 yards)
 CHARGERS — *Never*
 OPPONENT — *Don Strock, AFC Divisional,*
Jan. 2, 1982 at Miami (1, 40, 15, 50 yards)

Three Touchdown Passes, Individual

CHARGERS — **Justin Herbert, Sept. 26, 2021 at Kansas City (4, 16, 20, 4 yards)**
 OPPONENT — **Patrick Mahomes, Sept. 26, 2021 at Kansas City (2, 10, 8 yards)**
 CHARGERS — *Philip Rivers, AFC Divisional,*
Jan. 13, 2019 at New England (43, 1, 8 yards)
 OPPONENT — *Peyton Manning, AFC Divisional,*
Jan. 13, 2008 at Indianapolis (25, 9, 55 yards)

Six Interceptions Thrown, Individual

CHARGERS — Ed Luther, Oct. 31, 1983 vs. Washington
 OPPONENT — Peyton Manning, Nov. 11, 2007 vs. Indianapolis
 CHARGERS — *Never*
 OPPONENT — *Never*

Five Interceptions Thrown, Individual

CHARGERS — Craig Whelihan, Dec. 13, 1998 at Seattle
 OPPONENT — Nathan Peterman, Nov. 19, 2017 vs. Buffalo
 CHARGERS — *Dan Fouts, AFC Second Round, Jan. 16, 1983 at Miami*
 OPPONENT — *George Blanda, AFL Championship,*
Dec. 24, 1961 vs. Houston Oilers

Four Interceptions Thrown, Individual

CHARGERS — Philip Rivers, Nov. 18, 2019 vs. Kansas City in Mexico City, Mexico
 OPPONENT — Nathan Peterman, Nov. 19, 2017 vs. Buffalo
 CHARGERS — *Stan Humphries, AFC Wild Card, Dec. 31, 1995 vs. Indianapolis*
 OPPONENT — *George Blanda, AFL Championship,*
Dec. 24, 1961 vs. Houston Oilers

RECEIVING

10 or More Receptions, Individual

- CHARGERS — Austin Ekeler, Nov. 29, 2020 at Buffalo (11 receptions)
OPPONENT — Emmanuel Sanders, Oct. 12, 2020 at New Orleans (12 receptions)
CHARGERS — *Ronnie Harmon, AFC Wild Card, Dec. 31, 1995 vs. Indianapolis (10 receptions)*
OPPONENT — *James White, AFC Divisional, Jan. 13, 2019 at New England (15 receptions)*

200 Yards Receiving, Individual

- CHARGERS — Malcom Floyd, Oct. 10, 2010 at Oakland (213 yards)
OPPONENT — Chad Johnson, Nov. 12, 2006 at Cincinnati (260 yards)
CHARGERS — *Never*
OPPONENT — *Never*

100 Yards Receiving, Individual

- CHARGERS — **Mike Williams, Sept. 26, 2021 at Kansas City (122 yards)**
OPPONENT — **Travis Kelce, Sept. 26, 2021 at Kansas City (104 yards)**
CHARGERS — *Keenan Allen, AFC Divisional, Jan. 12, 2014 at Denver (142 yards)*
OPPONENT — *Julian Edelman, AFC Divisional, Jan. 13, 2019 at New England (151 yards)*

100 Yards Receiving, One Half, Individual

- CHARGERS — Keenan Allen, Nov. 22, 2020 vs. N.Y. Jets (108 yards in first half)
OPPONENT — Antonio Brown, Dec. 2, 2018 at Pittsburgh (117 yards in first half)
CHARGERS — *Keenan Allen, AFC Divisional, Jan. 12, 2014 at Denver (142 yards in second half)*
OPPONENT — *Julian Edelman, AFC Divisional, Jan. 13, 2019 at New England (107 yards in first half)*

Two 100-Yard Receivers

- CHARGERS — Keenan Allen (108 yards) and Melvin Gordon (102 yards), Sept. 9, 2018 vs. Kansas City
OPPONENT — Emmanuel Sanders (120 yards) and Demaryius Thomas (105 yards), Oct. 23, 2014 at Denver
CHARGERS — *Chris Chambers (133 yards) and Vincent Jackson (114 yards), AFC Wild Card, Jan. 6, 2008*
OPPONENT — *Tony Nathan (114 yards) and Duriel Harris (106 yards), AFC Divisional, Jan. 2, 1982*

Five Touchdown Receptions, Individual

- CHARGERS — Kellen Winslow, Nov. 22, 1981 at Oakland (15, 29, 4, 5, 3 yards)
OPPONENT — *Never*
CHARGERS — *Never*
OPPONENT — *Never*

Four Touchdown Receptions, Individual

- CHARGERS — Kellen Winslow, Nov. 22, 1981 at Oakland (15, 29, 4, 5, 3 yards)
OPPONENT — Daryl Turner, Sept. 15, 1985 vs. Seattle (34, 15, 30, 7 yards)
CHARGERS — *Never*
OPPONENT — *Never*

Three Touchdown Receptions, Individual

- CHARGERS — Danny Woodhead, Dec. 20, 2015 vs. Miami (20, 9, 9 yards)
OPPONENT — Emmanuel Sanders, Oct. 23, 2014 at Denver (2, 31, 3 yards)
CHARGERS — *Never*
OPPONENT — *Jerry Rice, Super Bowl XXIX at Joe Robbie Stadium, Jan. 29, 1995 vs. San Francisco (44, 15, 7 yards)*

Two Touchdown Receptions, Individual

- CHARGERS — **Mike Williams, Sept. 26, 2021 at Kansas City (20, 4 yards)**
OPPONENT — Courtland Sutton, Dec. 1, 2019 at Denver (26, 5 yards)
CHARGERS — *Keenan Allen, AFC Divisional, Jan. 12, 2014 at Denver (16, 16 yards)*
OPPONENT — *Michael Crabtree, AFC Wild Card, Jan. 6, 2019 at Baltimore (31, 7 yards)*

COMBINATION

100 Yards Rushing and Receiving, Individual

- CHARGERS — Austin Ekeler, Dec. 8, 2019 at Jacksonville (101 yards rushing, 112 yards receiving)
OPPONENT — Essex Johnson, Sept. 30, 1973 vs. Cincinnati (121 yards rushing, 116 yards receiving)
CHARGERS — *Keith Lincoln, AFC Championship, Jan. 5, 1964 vs. Boston (206 yards rushing, 123 yards receiving)*
OPPONENT — *Never*

300-Yard Passer, 100-Yard Rusher and 100-Yard Receiver

- CHARGERS — Philip Rivers (314 yards passing), Austin Ekeler (101 yards rushing), Austin Ekeler (112 yards receiving), Dec. 8, 2019 at Jacksonville
OPPONENT — Tom Brady (369 yards passing), Ronald Jones (111 yards rushing), Mike Evans (122 yards receiving), Oct. 4, 2020 at Tampa Bay
CHARGERS — *Dan Fouts (333 yards passing), Chuck Muncie (126 yards rushing), Wes Chandler (124 yards receiving), Kellen Winslow (102 yards receiving), AFC Wild Card, Jan. 9, 1983 at Pittsburgh*
OPPONENT — *Tom Brady (343 yards passing), Sony Michel (129 yards rushing), Julian Edelman (151 yards receiving), AFC Divisional, Jan. 13, 2019 at New England*

INTERCEPTIONS

Four Interceptions, Individual

- CHARGERS — *Never*
OPPONENT — Kwamie Lassiter, Dec. 27, 1998 at Arizona (4 interceptions)
CHARGERS — *Never*
OPPONENT — *Vernon Perry, AFC Divisional, Dec. 29, 1979 vs. Houston Oilers (4 interceptions)*

Three Interceptions, Individual

- CHARGERS — Antonio Cromartie, Nov. 11, 2007 vs. Indianapolis (3 interceptions)
OPPONENT — Kwamie Lassiter, Dec. 27, 1998 at Arizona (4 interceptions)
CHARGERS — *Never*
OPPONENT — *Vernon Perry, AFC Divisional, Dec. 29, 1979 vs. Houston Oilers (4 interceptions)*

Two Interceptions, Individual

- CHARGERS — Desmond King, Oct 14, 2018 at Cleveland (2 interceptions)
OPPONENT — Erik Harris, Nov. 7, 2019 at Oakland (2 interceptions)
CHARGERS — *Glen Edwards, AFC Divisional, Jan. 3, 1981 vs. Buffalo (2 interceptions)*
OPPONENT — *Jason Belser, AFC Wild Card, Dec. 31, 1995 vs. Indianapolis (2 interceptions)*

Interception Returned for Touchdown

- CHARGERS — Tevaughn Campbell, Nov. 22, 2020 vs. New York Jets (6 yards of Joe Flacco)
OPPONENT — Erik Harris, Nov. 7, 2019 at Oakland (56 yards of Philip Rivers)
CHARGERS — *Never*
OPPONENT — *Never*

SACKS

Five Sacks, Individual

CHARGERS — Leslie O'Neal, Nov. 16, 1986 vs. Dallas (5.0 sacks)
OPPONENT — Never
CHARGERS — Never
OPPONENT — Never

Four-and-One-Half Sacks, Individual

CHARGERS — Leslie O'Neal, Nov. 16, 1986, vs. Dallas (5.0 sacks)
OPPONENT — Hugh Douglas, Oct. 18, 1998 vs. Philadelphia (4.5 sacks)
CHARGERS — Never
OPPONENT — Never

Four Sacks, Individual

CHARGERS — Antwan Barnes, Dec. 18, 2011 vs. Baltimore (4.0 sacks)
OPPONENT — Justin Houston, Dec. 28, 2014 at Kansas City (4.0 sacks)
CHARGERS — Never
OPPONENT — Never

Three-and-One-Half Sacks, Individual

CHARGERS — Kendall Reyes, Dec. 23, 2012 at New York Jets (3.5 sacks)
OPPONENT — Justin Houston, Dec. 28, 2014 at Kansas City (3.5 sacks)
CHARGERS — Never
OPPONENT — Never

Three Sacks, Individual

CHARGERS — Joey Bosa, Nov. 29, 2020 at Buffalo (3.0 sacks)
OPPONENT — Dee Ford, Dec. 13, 2015 at Kansas City (3.0 sacks)
CHARGERS — Never
OPPONENT — Never

Two-and-One-Half Sacks, Individual

CHARGERS — Joey Bosa, Nov. 29, 2020 at Buffalo (3.0 sacks)
OPPONENT — Clelin Ferrell, Nov. 7, 2019 at Oakland (2.5 sacks)
CHARGERS — *Burt Grossman, AFC Wild Card,*
Jan. 2, 1993 vs. Kansas City (2.5 sacks)
OPPONENT — Never

Two Sacks, Individual

CHARGERS — Joey Bosa, Nov. 29, 2020 at Buffalo (3.0 sacks)
OPPONENT — Derek Wolfe, Dec. 1, 2019 at Denver (2.0 sacks)
CHARGERS — *Melvin Ingram, AFC Wild Card,*
Jan. 6, 2019 at Baltimore (2.0 sacks)
OPPONENT — *Shaun Phillips, AFC Divisional,*
Jan. 12, 2014 at Denver (2.0 sacks)

TOUCHDOWNS

Five Touchdowns, Individual

CHARGERS — Kellen Winslow, Nov. 22, 1981 at Oakland
(15-, 29-, 4-, 5-, 3-yard receptions)
OPPONENT — Never
CHARGERS — Never
OPPONENT — Never

Four Touchdowns, Individual

CHARGERS — Danny Woodhead, Dec. 20, 2015 vs. Miami
(20-, 9-, 9-yard receptions; 2-yard run)
OPPONENT — Harvey Williams, Nov. 16, 1997, vs. Oakland
(8-, 32-yard receptions; 1-, 1-yard runs)
CHARGERS — Never
OPPONENT — Never

Three Touchdowns, Individual

CHARGERS — Austin Ekeler, Sept. 8, 2019, vs. Indianapolis
(1-, 55-yard receptions; 7-yard run)
OPPONENT — Tyreek Hill, Sept. 9, 2018, vs. Kansas City
(58-, 1-yard receptions; 91-yard punt return)
CHARGERS — Never
OPPONENT — *Sony Michel, AFC Divisional,*
Jan. 13, 2019 at New England (1-, 14-, 5-yard runs)

FIELD GOALS AND PATS

Six Field Goals Made, Individual

CHARGERS — Greg Davis, Oct. 5, 1997 at Oakland
(30, 22, 38, 43, 33, 33 yards)
OPPONENT — Phil Dawson, Nov. 5, 2006 vs. Cleveland
(37, 20, 42, 30, 36, 35 yards)
CHARGERS — Never
OPPONENT — Never

Five Field Goals Made, Individual

CHARGERS — Nate Kaeding, Sept. 10, 2012 at Oakland
(23, 28, 19, 41, 45 yards)
OPPONENT — Joey Slye, Sept. 27, 2020 vs. Carolina
(29, 24, 30, 22, 31 yards)
CHARGERS — *Michael Badgley, AFC Wild Card,*
Jan. 6, 2019 at Baltimore (21, 53, 40, 34, 47 yards)
OPPONENT — Never

Four Field Goals Made, Individual

CHARGERS — Michael Badgley, Dec. 27, 2020 vs. Denver
(37, 43, 25, 37 yards)
OPPONENT — Joey Slye, Sept. 27, 2020 vs. Carolina
(29, 24, 30, 22, 31 yards)
CHARGERS — *Michael Badgley, AFC Wild Card,*
Jan. 6, 2019 at Baltimore (21, 53, 40, 34, 47 yards)
OPPONENT — Never

50-Yard Field Goal, Individual

CHARGERS — Michael Badgley, Nov. 1, 2020 at Denver (52 yards)
OPPONENT — **Greg Zuerlein, Sept. 19, 2021 vs. Dallas (56 yards)**
CHARGERS — *Michael Badgley, AFC Wild Card,*
Jan. 6, 2019 at Baltimore (53 yards)
OPPONENT — *Stephen Gostkowski, AFC Divisional,*
Jan. 14, 2007 vs. New England (50 yards)

Blocked Field Goal Attempt

CHARGERS — Darrell Stuckey, Nov. 23, 2014 vs. St. Louis
(46-yard Greg Zuerlein attempt)
OPPONENT — Cody Davis, Dec. 6, 2020 vs. New England
(58-yard Michael Badgley attempt)
CHARGERS — *Leroy Jones, AFC Divisional, Jan. 2, 1982 at Miami*
(34-yard Uwe von Schamann attempt)
OPPONENT — Never

Two-Point Conversion

CHARGERS — **Mike Williams pass from Mike Williams,**
Sept. 26, 2021 at Kansas City
OPPONENT — Ben Ellefson pass from Gardner Minshew II,
Oct. 25, 2020 vs. Jacksonville
CHARGERS — *Keenan Allen pass from Philip Rivers, AFC Divisional,*
Jan. 13, 2019 at New England
OPPONENT — *Kevin Faulk run, AFC Divisional,*
Jan. 14, 2007 vs. New England

Point After Touchdown Missed

CHARGERS — Michael Badgley, Nov. 29, 2020 at Buffalo
(First attempt, wide left)
OPPONENT — Sam Ficken, Nov. 22, 2020 vs. N.Y. Jets
(First attempt, wide left, and third attempt, hit right upright)
CHARGERS — *Rolf Benirschke, AFC Second Round,*
Jan. 16, 1993 at Miami (First attempt, wide right)
OPPONENT — Never

Blocked Point After Touchdown

CHARGERS — Isaac Rochell, Sept. 27, 2020 vs. Carolina
(Joey Slye, first attempt)
OPPONENT — Denico Autry, Dec. 31, 2017 vs. Oakland
(Nick Rose, third attempt)
CHARGERS — Never
OPPONENT — Never

PUNTING

80-Yard Punt

CHARGERS — Never
OPPONENT — Dustin Colquitt, Dec. 2, 2007 at Kansas City (81 yards)
CHARGERS — Never
OPPONENT — Never

70-Yard Punt

CHARGERS — Mike Scifres, Sept. 21, 2014 at Buffalo (72 yards)
OPPONENT — Kevin Huber, Sept. 13, 2020 at Cincinnati (70 yards)
CHARGERS — Never
OPPONENT — Ray Guy, AFC Championship, Jan. 11, 1981 vs. Oakland (71 yards)

60-Yard Punt

CHARGERS — Ty Long, Oct. 4, 2020 at Tampa Bay (61 yards)
OPPONENT — Jake Bailey, Dec. 6, 2020 vs. New England (65 yards)
CHARGERS — Mike Scifres, AFC Divisional, Jan. 12, 2014 at Denver (62 yards)
OPPONENT — Hunter Smith, AFC Wild Card, Jan. 3, 2009 vs. Indianapolis (63 yards)

Blocked Punt

CHARGERS — Jerry Attaochu of Drew Butler, Sept. 8, 2014 at Arizona
OPPONENT — Henry Anderson of Ty Long, Nov. 22, 2020 vs. N.Y. Jets
CHARGERS — Never
OPPONENT — Lou Piccone of Rick Partridge, AFC Divisional, Jan. 3, 1981 vs. Buffalo

10 or More Punts, Individual

CHARGERS — Drew Kaser, Nov. 12, 2017 at Jacksonville (10 punts for 485 yards)
OPPONENT — Chad Stanley, Sept. 15, 2002 vs. Houston (10 punts for 406 yards)
CHARGERS — Never
OPPONENT — Never

No Punts

CHARGERS — Sept. 19, 2021 vs. Dallas
OPPONENT — Sept. 19, 2010 vs. Jacksonville
CHARGERS — Never
OPPONENT — AFC Divisional, Jan. 12, 2014 at Denver

OTHER SPECIAL TEAMS

Kickoff Returned for Touchdown

CHARGERS — Michael Spurlock, Dec. 30, 2012 vs. Oakland (99 yards)
OPPONENT — Mecole Hardman, Dec. 29, 2019 at Kansas City (104 yards)
CHARGERS — Andre Coleman, Super Bowl XXIX at Joe Robbie Stadium, Jan. 29, 1995 vs. San Francisco (98 yards)
OPPONENT — Never

Punt Returned for Touchdown

CHARGERS — Desmond King, Oct. 6, 2019 vs. Denver (68 yards)
OPPONENT — Gunner Olszewski, Dec. 6, 2020 vs. New England (70 yards)
CHARGERS — Wes Chandler, AFC Divisional, Jan. 2, 1982 at Miami (58 yards)
OPPONENT — Santonio Holmes, AFC Divisional, Jan. 11, 2009 at Pittsburgh (67 yards)

Blocked Punt Returned for Touchdown

CHARGERS — Jacob Hester, Oct. 25, 2009 at Kansas City (Recovered own blocked Dustin Colquitt punt in end zone)
OPPONENT — Daniel Thomas, Oct. 25, 2020 vs. Jacksonville (Recovered own blocked Ty Long punt, returned recovery 16 yards)
CHARGERS — Never
OPPONENT — Never

Recovered Own Onside Kick Attempt

CHARGERS — Darrell Stuckey of Nick Novak kick, Nov. 18, 2012, at Denver
OPPONENT — Jonathan Grimes of Nick Novak kick, Nov. 27, 2016 at Houston
CHARGERS — Richard Marshall of Nick Novak kick, AFC Divisional, Jan. 12, 2014 at Denver
OPPONENT — Never

OTHER DEFENSE

Shutout Posted

CHARGERS — Oct. 22, 2017 vs. Denver Broncos (21-0 Chargers win)
OPPONENT — Dec. 6, 2020 vs. New England (45-0, Patriots win)
CHARGERS — AFC Wild Card, Jan. 2, 1993 vs. Kansas City (Chargers win, 17-0)
OPPONENT — AFC Divisional, Jan. 10, 1993 at Miami (Dolphins win, 31-0)

Fumble Returned for Touchdown

CHARGERS — Kyle Emanuel, Dec. 30, 2018 at Denver (18 yards)
OPPONENT — Ifeadi Odenigbo, Dec. 15, 2019 vs. Minnesota (56 yards)
CHARGERS — Never
OPPONENT — Guy Ruff, AFC Wild Card, Jan. 9, 1983 at Pittsburgh (Recovered opening kickoff fumble in end zone)

Safety Scored

CHARGERS — Jan. 3, 2021 at Kansas City (Chad Henne sacked by Isaac Rochell in end zone)
OPPONENT — Nov. 22, 2020 vs. N.Y. Jets (Ty Long ran out of bounds out of the back of the end zone)
CHARGERS — AFC Divisional, Jan. 8, 1995 vs. Miami (Bernie Parmalee tackled in end zone by Reuben Davis)
OPPONENT — Never

MISCELLANEOUS

No Penalties

CHARGERS — Oct. 9, 2011 at Denver (Chargers win, 29-24)
OPPONENT — Dec. 4, 2005 vs. Oakland (Raiders win, 34-10)
CHARGERS — Never
OPPONENT — AFC Divisional, Jan. 10, 1993 at Miami (Dolphins win, 31-0)

Game Without Touchdown

CHARGERS — Dec. 6, 2020 vs. New England (Patriots win, 45-0)
OPPONENT — Nov. 11, 2018 at Oakland (Chargers win, 20-6)
CHARGERS — AFC Championship, Jan. 20, 2008 at New England (Patriots win, 21-12)
OPPONENT — AFC Wild Card, Jan. 6, 2008 vs. Tennessee (Chargers win, 17-6)

50 Points, Game

CHARGERS — Nov. 19, 2017 vs. Buffalo (Chargers win, 54-24)
OPPONENT — Oct. 1, 2000 at St. Louis (Rams win, 57-31)
CHARGERS — AFL Championship, Jan. 5, 1964 vs. Boston (Chargers win, 51-10)
OPPONENT — Never

40 Points, Game

CHARGERS — Dec. 8, 2019 at Jacksonville (Chargers win, 45-10)
OPPONENT — Dec. 6, 2020 vs. New England (Patriots win, 45-0)
CHARGERS — AFC Divisional, Jan. 2, 1982 at Miami (Chargers win, 41-38)
OPPONENT — AFC Divisional, Jan. 13, 2019 at New England (Patriots win, 41-28)

600 Yards Total Offense, Game

CHARGERS — Dec. 20, 1982 vs. Cincinnati (661 yards)
OPPONENT — Oct. 1, 2000 at St. Louis (614 yards)
CHARGERS — AFL Championship, Jan. 5, 1964 vs. Boston (610 yards)
OPPONENT — Never

500 Yards Total Offense, Game

CHARGERS — Dec. 8, 2019 at Jacksonville (525 yards)
OPPONENT — Sept. 23, 2018 at L.A. Rams (521 yards)
CHARGERS — AFC Divisional, Jan. 2, 1982 at Miami (564 yards)
OPPONENT — Never

STANDINGS || CAPTAINS || TIME SPENT IN LEAD

2021 NFL STANDINGS

AFC East

Team	W	L	T	Pct.	PF	PA	Home	Road	Div	AFC	NFC
Buf.	2	1	0	.667	94	44	1-1	1-0	1-0	1-1	1-0
Mia.	1	2	0	.333	45	82	0-1	1-1	1-1	1-2	0-0
N.E.	1	2	0	.333	54	51	0-2	1-0	1-1	1-1	0-1
NYJ	0	3	0	.000	20	70	0-1	0-2	0-1	0-2	0-1

AFC North

Team	W	L	T	Pct.	PF	PA	Home	Road	Div	AFC	NFC
Cin.	2	1	0	.667	68	54	1-0	1-1	1-0	1-0	1-1
Bal.	2	1	0	.667	82	85	1-0	1-1	0-0	1-1	1-0
Cle.	2	1	0	.667	86	60	2-0	0-1	0-0	1-1	1-0
Pit.	1	2	0	.333	50	66	0-2	1-0	0-1	1-2	0-0

AFC South

Team	W	L	T	Pct.	PF	PA	Home	Road	Div	AFC	NFC
Ten.	2	1	0	.667	71	84	1-1	1-0	1-0	1-0	1-1
Hou.	1	2	0	.333	67	76	1-1	0-1	1-0	1-1	0-2
Jax.	0	3	0	.000	53	91	0-2	0-1	0-1	0-2	0-1
Ind.	0	3	0	.000	56	80	0-2	0-1	0-1	0-1	0-2

AFC West

Team	W	L	T	Pct.	PF	PA	Home	Road	Div	AFC	NFC
L.V.	3	0	0	1.000	90	72	2-0	1-0	0-0	3-0	0-0
Den.	3	0	0	1.000	76	26	1-0	2-0	0-0	2-0	1-0
LAC	2	1	0	.667	67	60	0-1	2-0	1-0	1-0	1-1
K.C.	1	2	0	.333	92	95	1-1	0-1	0-1	1-2	0-0

NFC East

Team	W	L	T	Pct.	PF	PA	Home	Road	Div	NFC	AFC
Dal.	2	1	0	.667	90	69	1-0	1-1	1-0	1-1	1-0
Was.	1	2	0	.333	67	92	1-1	0-1	1-0	1-0	0-2
Phi.	1	2	0	.333	64	64	0-1	1-1	0-1	1-2	0-0
NYG	0	3	0	.000	56	74	0-2	0-1	0-1	0-2	0-1

NFC North

Team	W	L	T	Pct.	PF	PA	Home	Road	Div	NFC	AFC
G.B.	2	1	0	.667	68	83	1-0	1-1	1-0	2-1	0-0
Chi.	1	2	0	.333	40	77	1-0	0-2	0-0	0-1	1-1
Min.	1	2	0	.333	87	78	1-0	0-2	0-0	1-1	0-1
Det.	0	3	0	.000	67	95	0-2	0-1	0-1	0-2	0-1

NFC South

Team	W	L	T	Pct.	PF	PA	Home	Road	Div	NFC	AFC
Car.	3	0	0	1.000	69	30	2-0	1-0	1-0	1-0	2-0
T.B.	2	1	0	.667	103	88	2-0	0-1	1-0	2-1	0-0
N.O.	2	1	0	.667	73	42	1-0	1-1	0-1	1-1	1-0
Atl.	1	2	0	.333	48	94	0-1	1-1	0-1	1-2	0-0

NFC West

Team	W	L	T	Pct.	PF	PA	Home	Road	Div	NFC	AFC
LAR	3	0	0	1.000	95	62	2-0	1-0	0-0	2-0	1-0
Ari.	3	0	0	1.000	103	65	1-0	2-0	0-0	1-0	2-0
S.F.	2	1	0	.667	86	74	0-1	2-0	0-0	2-1	0-0
Sea.	1	2	0	.333	75	79	0-1	1-1	0-0	0-1	1-1

z—Clinched Division and No. 1 Seed (First-Round Bye)

y—Clinched Division

x—Clinched Playoff Berth

TEAM CAPTAINS

WR Keenan Allen, OLB Joey Bosa, RB Austin Ekeler, QB Justin Herbert, S Derwin James Jr., DL Linval Joseph, C Corey Linsley and P Ty Long were named season-long captains prior to Week 1. Select game captains are chosen to represent the team in the coin toss each week. Below is a list of the game captains for each game in 2021:

Date	Opponent	Game Captains
Sept. 12	at Washington	Keenan Allen & Derwin James Jr.
Sept. 19	Dallas	Keenan Allen & Derwin James Jr.
Sept. 26	at Kansas City	Keenan Allen & Derwin James Jr.
Oct. 4	Las Vegas	
Oct. 10	Cleveland	
Oct. 17	at Baltimore	
Oct. 31	New England	
Nov. 7	at Philadelphia	
Nov. 14	Minnesota	
Nov. 21	Pittsburgh	
Nov. 28	at Denver	
Dec. 5	at Cincinnati	
Dec. 12	N.Y. Giants	
Dec. 16	Kansas City	
Dec. 26	at Houston	
Jan. 2	Denver	
Jan. 9	at Las Vegas	

TIME SPENT IN THE LEAD

Date	Opponent	Result	Time with Chargers	
			Leading	Trailing
Sept. 12	at Washington	W, 20-16	39:15	14:59
Sept. 19	Dallas	L, 20-17	0:00	35:17
Sept. 26	at Kansas City	W, 30-24	32:40	9:25
Oct. 4	Las Vegas			
Oct. 10	Cleveland			
Oct. 17	at Baltimore			
Oct. 31	New England			
Nov. 7	at Philadelphia			
Nov. 14	Minnesota			
Nov. 21	Pittsburgh			
Nov. 28	at Denver			
Dec. 5	at Cincinnati			
Dec. 12	N.Y. Giants			
Dec. 16	Kansas City			
Dec. 26	at Houston			
Jan. 2	Denver			
Jan. 9	at Las Vegas			
Season Total			1:11:55	59:41
Season Average			23:58	19:53

WEEKLY RANKINGS

2021 WEEKLY NFL RANKINGS

Week	Opp.	Offense			Defense		
		Total	Rush	Pass	Total	Rush	Pass
1	at Was	9	19	5	T-5	21	1
2	Dal	5	23	4	13	30	4
3	at KC	9	26	4	17	32	7
4	LV						
5	Cle						
6	at Bal						
7	BYE						
8	NE						
9	at Phi						
10	Min						
11	Pit						
12	at Den						
13	at Cin						
14	NYG						
15	KC						
16	at Hou						
17	Den						
18	at LV						
Chargers in 2020		9	18	6	10	18	9
Chargers in 2019		10	28	6	6	18	5
Chargers in 2018		11	15	10	9	9	9
Chargers in 2017		4	24	1	15	31	3
Chargers in 2016		14	26	8	16	10	20
Chargers in 2015		9	31	4	20	27	T-14
Chargers in 2014		18	30	10	9	26	4
Chargers in 2013		5	13	4	23	12	29
Chargers in 2012		31	27	24	9	6	18
Chargers in 2011		6	16	6	16	20	13
Chargers in 2010		1	15	2	1	4	1
Chargers in 2009		10	31	5	16	20	11
Chargers in 2008		11	20	7	25	11	31
Chargers in 2007		20	7	26	14	16	14
Chargers in 2006		4	2	16	10	7	13
Chargers in 2005		10	9	12	13	1	28
Chargers in 2004		10	6	16	18	3	31
Chargers in 2003		14	6	19	27	T-25	21
Chargers in 2002		16	8	22	30	11	32

2021 REGULAR-SEASON RANKINGS

LOS ANGELES CHARGERS (Team)

Category	NFL	AFC
Turnover Margin (+2)	T-8	5
Points Scored (22.3)	T-19	T-9
Points Allowed (20.0)	T-7	T-5
Total Offense (394.7)	9	5
Rushing (87.3)	26	14
Passing (307.3)	4	2
Total Defense (371.7)	17	10
vs. Rush (170.0)	32	16
vs. Pass (201.7)	7	5
Third-Down Offense (54.8%)	2	2
Third-Down Defense (50.0%)	28	15
Red-Zone Offense (46.7%)	25	11
Red-Zone Defense (66.7%)	T-19	T-11

LOS ANGELES CHARGERS (Individual)

Category	NFL	AFC
Passing		
Rating: Justin Herbert (97.9)	18	7
Yards: Justin Herbert (956)	4	2
Touchdowns: Justin Herbert (6)	T-10	T-4
Rushing		
Attempts: Austin Ekeler (35)	T-23	T-12
Yards: Austin Ekeler (111)	19	10
Touchdowns: Austin Ekeler (1)	T-18	T-9
Receiving		
Receptions: Mike Williams (22)	T-5	T-3
Yards: Keenan Allen (295)	6	2
Touchdowns: Mike Williams (4)	T-2	T-1
Defense		
Total Tackles: Nasir Adderley (21)	T-43	T-3
Solo Tackles: Nasir Adderley (18)	T-14	T-2
INTs: Asante Samuel Jr. (2)	T-3	T-2
Sacks: Joey Bosa (1.5)	T-40	T-19

GAME-BY-GAME STARTERS

OFFENSIVE STARTERS

			WR	WR	TE	LT	LG	C	RG	RT	QB	RB	FB	3WR	2TE
Sept. 12	at	Was	K.Allen	M.Williams	J.Cook	R.Slater	M.Feiler	C.Linsley	O.Aboushi	B.Bulaga	J.Herbert	A.Ekeler	—	J.Guyton	—
Sept. 19		Dal	K.Allen	M.Williams	J.Cook	R.Slater	M.Feiler	C.Linsley	O.Aboushi	S.Norton	J.Herbert	A.Ekeler	—	—	D.Parham
Sept. 26	at	KC	K.Allen	—	J.Cook	R.Slater	M.Feiler	C.Linsley	O.Aboushi	S.Norton	J.Herbert	A.Ekeler	S.Anderson (3TE)	—	D.Parham
Oct. 4		LV													
Oct. 10		Cle													
Oct. 17	at	Bal													
Oct. 31		NE													
Nov. 7	at	Phi													
Nov. 14		Min													
Nov. 21		Pit													
Nov. 28	at	Den													
Dec. 5	at	Cin													
Dec. 12		NYG													
Dec. 16		KC													
Dec. 26	at	Hou													
Jan. 2		Den													
Jan. 9	at	LV													

DEFENSIVE STARTERS

			OLB	DL	DL	DL	DL	OLB	LB	LB	CB	CB	S	S	3CB	3S
Sept. 12	at	Was	J.Bosa	J.Tillery	L.Joseph	J.Jones	—	K.Murrery Jr.	K.White	M.Davis	A.Samuel Jr.	N.Adderley	D.James Jr.	C.Harris Jr.	—	—
Sept. 19		Dal	J.Bosa	J.Tillery	L.Joseph	C.Covington	U.Nwosu	K.Murrery Jr.	K.White	M.Davis	A.Samuel Jr.	N.Adderley	D.James Jr.	—	—	—
Sept. 26	at	KC	J.Bosa	J.Tillery	L.Joseph	—	U.Nwosu	K.Murrery Jr.	K.White	M.Davis	A.Samuel Jr.	N.Adderley	D.James Jr.	T.Campbell	—	—
Oct. 4		LV														
Oct. 10		Cle														
Oct. 17	at	Bal														
Oct. 31		NE														
Nov. 7	at	Phi														
Nov. 14		Min														
Nov. 21		Pit														
Nov. 28	at	Den														
Dec. 5	at	Cin														
Dec. 12		NYG														
Dec. 16		KC														
Dec. 26	at	Hou														
Jan. 2		Den														
Jan. 9	at	LV														

WEEKLY INACTIVES

Sept. 12	at	Washington:	Easton Stick, Joshua Kelley, Trey Marshall, Amen Ogbongbemiga, Tre' McKitty.
Sept. 19		Dallas:	Easton Stick, Chris Harris Jr., Joshua Kelley, Michael Schofield III, Tre' McKitty, Justin Jones.
Sept. 26	at	Kansas City:	Easton Stick, Chris Harris Jr., Joshua Kelley, Amen Ogbongbemiga, Brenden Jaimes, Tre' McKitty, Justin Jones.
Oct. 4		Las Vegas:	
Oct. 10		Cleveland:	
Oct. 17	at	Baltimore:	
Oct. 31		New England:	
Nov. 7	at	Philadelphia:	
Nov. 14		Minnesota:	
Nov. 21		Pittsburgh:	
Nov. 28	at	Denver:	
Dec. 5	at	Cincinnati:	
Dec. 12		N.Y. Giants:	
Dec. 16		Kansas City:	
Dec. 26	at	Houston:	
Jan. 2		Denver:	
Jan. 9	at	Las Vegas:	

SEASON TOTALS (18)

Name	No.
Easton Stick	3
Joshua Kelley	3
Tre' McKitty	3
Chris Harris Jr.	2
Justin Jones	2
Amen Ogbongbemiga	2
Brenden Jaimes	1
Trey Marshall	1
Michael Schofield III	1

CHARGERS AND OPPONENT WEEKLY LEADERS

REGULAR-SEASON WEEKLY LEADERS, LOS ANGELES CHARGERS

		Scoring	Pass Yds.	Carries	Rush Yds.	Catches	Rec. Yds.	Tackles (Solo)	Sacks
Sept. 12	at Washington:	Vizcaino 8	Herbert 337	Ekeler 15	Ekeler 57	Allen 9	Allen 100	Murray Jr. 10 (6)	Bosa 1.0
Sept. 19	Dallas:	Vizcaino 9	Herbert 338	Ekeler 9	Ekeler 54	Ekeler 9	Allen 108	Adderley 9 (8)	Fackrell 1.0
Sept. 26	at Kansas City:	Williams 14	Herbert 281	Ekeler 11	Ekeler 55	Allen 8	Williams 122	Adderley 9 (7)	White 1.0
Oct. 4	Las Vegas:								
Oct. 10	Cleveland:								
Oct. 17	at Baltimore:								
Oct. 31	New England:								
Nov. 7	at Philadelphia:								
Nov. 14	Minnesota:								
Nov. 21	Pittsburgh:								
Nov. 28	at Denver:								
Dec. 5	at Cincinnati:								
Dec. 12	N.Y. Giants:								
Dec. 16	Kansas City:								
Dec. 26	at Houston:								
Jan. 2	Denver:								
Jan. 9	at Las Vegas:								

REGULAR-SEASON WEEKLY LEADERS, OPPONENT

		Scoring	Pass Yds.	Carries	Rush Yds.	Catches	Rec. Yds.	Tackles (Solo)	Sacks
Sept. 12	at Washington:	Hopkins 10	Heinicke 122	Gibson 20	Gibson 90	McLaurin 4	McLaurin 62	Holcolmb 11 (7)	Two Tied 1.0
Sept. 19	Dallas:	Zuerlein 8	Prescott 237	Elliott 16	Pollard 109	Lamb 8	Lamb 81	Smith 9 (6)	Two Tied 1.0
Sept. 26	at Kansas City:	Four Tied 6	Mahomes 260	Edwards-Helaire 17	Edwards-Helaire 100	Kelce 7	Kelce 104	Sorensen 7 (5)	Danna 1.0
Oct. 4	Las Vegas:								
Oct. 10	Cleveland:								
Oct. 17	at Baltimore:								
Oct. 31	New England:								
Nov. 7	at Philadelphia:								
Nov. 14	Minnesota:								
Nov. 21	Pittsburgh:								
Nov. 28	at Denver:								
Dec. 5	at Cincinnati:								
Dec. 12	N.Y. Giants:								
Dec. 16	Kansas City:								
Dec. 26	at Houston:								
Jan. 2	Denver:								
Jan. 9	at Las Vegas:								

REGULAR-SEASON PLAYER PARTICIPATION

2021 Season	1	2	3	4	5	6	8	9	10	11	12	13	14	15	16	17	18	Season Totals			
Player	at WAS	DAL	at KC	LV	CLE	at BAL	NE	at PHI	MIN	PIT	at DEN	at CIN	NYG	KC	at HOU	DEN	at LV	GS	GP	DNP	INA
Aboushi, Oday	RG	RG	RG															3	3	0	0
Adderley, Nasir	S	S	S															3	3	0	0
Allen, Keenan	WR	WR	WR															3	3	0	0
Anderson, Stephen	SUB	SUB	3TE															1	3	0	0
Bandy, Michael	PS	PS	PS															0	0	0	0
Banks, Eric	SUB	SUB	SUB															0	2	0	0
Bosa, Joey	OLB	OLB	OLB															3	3	0	0
Bradwell, Darius	PS	PS	PS															0	0	0	0
Bulaga, Bryan	RT	IR/DFR	IR/DFR															1	1	0	0
Campbell, Tevaughn	SUB	SUB	3CB															1	3	0	0
Christiansen, Cole	PS	PS	PS															0	0	0	0
Cook, Jared	TE	TE	TE															3	3	0	0
Covington, Christian	SUB	DL	SUB															1	3	0	0
Daniel, Chase	DNP	DNP	DNP															0	0	3	0
Davis, Michael	CB	CB	CB															3	3	0	0
DeLuca, Ben	PS	PS	PS															0	0	0	0
Egbule, Emeke	PS	PS	SUB															0	1	0	0
Ekeler, Austin	RB	RB	RB															3	3	0	0
Fackrell, Kyler	SUB	SUB	SUB															0	3	0	0
Facyson, Brandon	PS	PS	PS															0	0	0	0
Fehoko, Breiden	PS	PS	PS															0	0	0	0
Feiler, Matt	LG	LG	LG															3	3	0	0
Ffrench, Maurice	—	PS	PS															0	0	0	0
Gaziano, Joe	PS	SUB	SUB															0	2	0	0
Gilliam, Nate	PS	PS	PS															0	0	0	0
Gilman, Alohi	SUB	SUB	SUB															0	3	0	0
Guyton, Jalen	WR	SUB	SUB															1	3	0	0
Hall, Kemon	SUB	SUB	SUB															0	3	0	0
Harris Jr., Chris	CB	INA	INA															1	1	0	2
Herbert, Justin	QB	QB	QB															3	3	0	0
Hill Jr., KJ	SUB	SUB	SUB															0	3	0	0
Hunter, Ryan	PS	PS	PS															0	0	0	0
Jackson, Justin	SUB	SUB	SUB															0	3	0	0
Jaimes, Brenden	DNP	DNP	INA															0	0	2	1
James Jr., Derwin	S	S	S															3	3	0	0
Jones, Justin	DL	INA	INA															1	1	0	2
Joseph, Linval	DL	DL	DL															3	3	0	0
Kampmoyer, Hunter	PS	PS	PS															0	0	0	0
Kelley, Joshua	INA	INA	INA															0	0	0	3
Linsley, Corey	C	C	C															3	3	0	0
Lloyd, Damon	IR	IR	IR															0	0	0	0
Long, Ty	SUB	SUB	SUB															0	3	0	0
Marshall, Trey	INA	SUB	SUB															0	2	0	1
McKitty, Tre'	INA	INA	INA															0	0	0	3
Merrill, Forrest	PS	PS	PS															0	0	0	0
Moore Jr., Jason	PS	PS	PS															0	0	0	0
Murray Jr., Kenneth	LB	LB	LB															3	3	0	0
Nabers, Gabe	SUB	SUB	SUB															0	3	0	0
Niemann, Nick	SUB	SUB	SUB															0	3	0	0
Norton, Storm	SUB	RT	RT															2	3	0	0
Nwosu, Uchenna	SUB	OLB	OLB															2	3	0	0
Ogbongbemiga, Amen	INA	SUB	INA															0	1	0	2
Overton, Matt	SUB	SUB	SUB															0	3	0	0
Palmer, Joshua	SUB	SUB	SUB															0	3	0	0
Parham Jr., Donald	SUB	2TE	2TE															2	3	0	0
Pipkins III, Trey	SUB	SUB	SUB															0	3	0	0
Proehl, Austin	PS	PS	PS															0	0	0	0
Quessenberry, Scott	SUB	SUB	SUB															0	3	0	0
Reed, Joe	PS/INJ	PS/INJ	PS/INJ															0	0	0	0
Rountree III, Larry	SUB	SUB	SUB															0	3	0	0
Rumph II, Chris	SUB	SUB	SUB															0	3	0	0
Samuel Jr., Asante	CB	CB	3CB															3	3	0	0
Schofield III, Michael	—	INA	SUB															0	1	0	1
Slater, Rashawn	LT	LT	LT															3	3	0	0
Smith, Ryan	IR/DFR	IR/DFR	IR/DFR															0	0	0	0
Stick, Easton	INA	INA	INA															0	0	0	3
Thomas, Kiondre	PS	PS	PS															0	0	0	0
Tillery, Jerry	DL	DL	DL															3	3	0	0
Tranquill, Drue	SUB	SUB	SUB															0	3	0	0
Vizcaino, Tristan	SUB	SUB	SUB															0	3	0	0
Webb Jr., Mark	SUB	SUB	SUB															0	3	0	0
White, Kyzir	LB	LB	LB															3	3	0	0
Williams, Mike	WR	WR	SUB															2	3	0	0

STARTERS FOR EACH GAME IN BOLD:

DNP – Did Not Play, DNR – Reserve/Did Not Report, E/CP – Exempt/Commissioner Permission, INA – Inactive, IR – Reserve/Injured, IR/DFR – Reserve Injured; Designated for Return, COVID – Reserve/COVID-19, NF/IL – Non-Football Illness List, PS – Practice Squad, PS/INJ – Practice Squad; Injured List, PUP – Reserve/Physically Unable to Perform, SUB – Substitute, SUS – Reserve/Suspended, 2RB – Started as Second Running Back, 2TE – Started as Second Tight End, 3TE – Started as Third Tight End, CB – Started as Additional Cornerback, 3S – Started as Third Safety, 3WR – Started as Third Wide Receiver.

REGULAR SEASON SINGLE-GAME HIGHS

INDIVIDUAL

Passing

Longest Scoring Pass — 20, J.Herbert to M.Williams, Sept. 26 at K.C.

Longest Non-Scoring Pass — 42, J.Herbert to K.Allen
Sept. 19 vs. Dal.

Most Passing Attempts — 47, J.Herbert, Sept. 12 at Was.

Most Completions — 31, twice; Last: J.Herbert, Sept. 19 vs. Dal.

Most Passing Yards — 338, J.Herbert, Sept. 19 vs. Dal.

Most Passing Touchdowns — 4, J.Herbert, Sept. 26 at K.C.

Highest Completion Percentage (min. 20 att.) — 75.6, J.Herbert,
Sept. 19 vs. Dal.

Highest Passer Rating (min. 20 att.) — 125.0, J.Herbert,
Sept. 26 at K.C.

Rushing

Longest Scoring Run — 3, A.Ekeler, Sept. 12 at Was.

Longest Non-Scoring Run — 20, A.Ekeler, Sept. 19 vs. Dal.

Most Rushing Attempts — 15, A.Ekeler, Sept. 12 at Was.

Most Rushing Yards — 57, A.Ekeler, Sept. 12 at Was.

Most Rushing Touchdowns — 1, A.Ekeler, Sept. 12 at Was.

Receiving

Most Receptions — 9, twice; last: A.Ekeler, Sept. 19 vs. Dal.

Most Receiving Yards — 122, M.Williams, Sept. 26 at K.C.

Most Receiving Touchdowns — 2, M.Williams, Sept. 26 at K.C.

Total Offense

Most Total Yards from Scrimmage — 122, M.Williams, Sept. 26 at K.C.

Most Touchdowns — 2, M.Williams, Sept. 26 at K.C.

Special Teams

Longest Punt — 55, T.Long, Sept. 26 at K.C.

Longest Field Goal — 46, T.Vizcaino, Sept. 19 vs. Dal.

Most Attempted Field Goals — 4, T.Vizcaino, Sept. 19 vs. Dal.

Most Made Field Goals — 3, T.Vizcaino, Sept. 19 vs. Dal.

Returns

Longest Kickoff Return — 20, L.Rountree III, Sept. 26 at K.C.

Longest Punt Return — 6, K.Hill Jr., Sept. 19 vs. Dal.

Longest Interception Return — 26, A.Samuel Jr., Sept. 19 vs. Dal.

Longest Fumble Return — 20, M.Davis, Sept. 26 at K.C.

Defense

Most Interceptions — 1, last: A.Samuel Jr., Sept. 26 at K.C.

Most Tackles — 10, K.Murray Jr., Sept. 12 at Was.

Most Solo Tackles — 8, N.Adderley, Sept. 19 vs. Dal.

Most Sacks — 1.0, last: K.White, Sept. 26 at K.C.

Most Passes Defensed — 3, A.Samuel Jr., Sept. 19 vs. Dal.

TEAM

Most, Offense

First Downs — 27, Sept. 12 at Washington

Rushing Attempts — 29, Sept. 12 at Washington

Rushing Yards — 95, Sept. 19 vs. Dallas

Rushing Touchdowns — 1, last: Sept. 19 vs. Dallas

Passing Attempts — 47, Sept. 12 at Washington

Completions — 31, last: Sept. 19 vs. Dallas

Net Passing Yards — 338, Sept. 19 vs. Dallas

Touchdowns Thrown — 4, Sept. 26 at Kansas City

Offensive Plays — 78, Sept. 12 at Washington

Total Offense — 424, Sept. 12 at Washington

Time of Possession — 36:03, Sept. 12 at Washington

Most, Turnovers

Turnovers — 2, last: Sept. 19 vs. Dallas

Interceptions Thrown — 2, Sept. 19 vs. Dallas

Fumbles — 2, Sept. 12 at Washington

Fumbles Lost — 1, Sept. 12 at Washington

Longest Scoring Drives

Plays — 18, Sept. 12 at Washington

Yards — 75, last: Sept. 26 at Kansas City

Time — 7:52, Sept. 12 at Washington

Shortest Scoring Drives

Plays — 3, Sept. 12 at Washington

Yards — 3, Sept. 12 at Washington

Time — 0:45, Sept. 12 at Washington

Fewest, Defense

First Downs Allowed — 15, Sept. 12 at Washington

Rushing Attempts Allowed — 27, Sept. 12 at Washington

Rushing Yards Allowed — 126, Sept. 12 at Washington

Passing Attempts Allowed — 21, Sept. 12 at Washington

Completions Allowed — 14, Sept. 12 at Washington

Net Passing Yards Allowed — 133, Sept. 12 at Washington

Total Plays Allowed — 49, Sept. 12 at Washington

Total Yards Allowed — 259, Sept. 12 at Washington

Most, Defense

Takeaways — 4, Sept. 26 at Kansas City

Interceptions — 2, Sept. 26 at Kansas City

Fumbles Forced — 3, Sept. 12 at Washington

Fumbles Recovered — 2, Sept. 26 at Kansas City

Passes Defensed — 4, last: Sept. 26 at Kansas City

Sacks — 2.0, last: Sept. 26 at Kansas City

GAME-BY-GAME PASSES DEFENSED

Sept. 12	at	Washington:	Derwin James Jr. (1).
Sept. 19		Dallas:	Asante Samuel Jr. (3), Nasir Adderley (1).
Sept. 26	at	Kansas City:	Tevaughn Campbell (2), Alohi Gilman (1), Asante Samuel Jr. (1).
Oct. 4		Las Vegas:	
Oct. 10		Cleveland:	
Oct. 17	at	Baltimore:	
Oct. 31		New England:	
Nov. 7	at	Philadelphia:	
Nov. 14		Minnesota:	
Nov. 21		Pittsburgh:	
Nov. 28	at	Denver:	
Dec. 5	at	Cincinnati:	
Dec. 12		N.Y. Giants:	
Dec. 16		Kansas City:	
Dec. 26	at	Houston:	
Jan. 2		Denver:	
Jan. 9	at	Las Vegas	

SEASON TOTALS (9)

Name	No.
Asante Samuel Jr.	4
Tevaughn Campbell	2
Nasir Adderley	1
Alohi Gilman	1
Derwin James Jr.	1

GAME-BY-GAME SACKS

Sept. 12	at	Washington:	Joey Bosa (1.0).
Sept. 19		Dallas:	Kyler Fackrell (1.0), Derwin James Jr. (0.5), Jerry Tillery (0.5).
Sept. 26	at	Kansas City:	Kyzir White (1.0), Joey Bosa (0.5), Drue Tranquill (0.5).
Oct. 4		Las Vegas:	
Oct. 10		Cleveland:	
Oct. 17	at	Baltimore:	
Oct. 31		New England:	
Nov. 7	at	Philadelphia:	
Nov. 14		Minnesota:	
Nov. 21		Pittsburgh:	
Nov. 28	at	Denver:	
Dec. 5	at	Cincinnati:	
Dec. 12		N.Y. Giants:	
Dec. 16		Kansas City:	
Dec. 26	at	Houston:	
Jan. 2		Denver:	
Jan. 9	at	Las Vegas	

SEASON TOTALS (5.0)

Name	No.
Joey Bosa	1.5
Kyler Fackrell	1.0
Kyzir White	1.0
Derwin James Jr.	0.5
Jerry Tillery	0.5
Drue Tranquill	0.5

SINGLE-GAME CAREER HIGHS

24 | S NASIR ADDERLEY

DEFENSIVE

Category	No.	Opp.	Date
Total Tackles	9*	at K.C.	Sept. 26, 2021
Solo Tackles	8*	vs. Dal.	Sept. 19, 2021
INTs	1	at N.O.	Oct. 12, 2020
Passes Defensed	1*	vs. Dal.	Sept. 19, 2021
Fumbles Recovered	1	at Buf.	Nov. 29, 2020

KICKOFF RETURN

Category	No.	Opp.	Date
Returns	4	vs. N.E.	Dec. 6, 2020
Return Yards	109	vs. Atl.	Dec. 13, 2020
Longest Return	76	vs. Atl.	Dec. 13, 2020

13 | WR KEENAN ALLEN

RECEIVING

Category	No.	Opp.	Date
Receptions	16	vs. NYJ	Nov. 22, 2020
Receiving Yards	183	vs. Hou.	Sept. 22, 2019
Receiving TDs	2*	vs. Hou.	Sept. 22, 2019
Receiving Long	54	at Sea.	Nov. 4, 2018

RUSHING

Category	No.	Opp.	Date
Rushing Attempts	4	at Cle.	Oct. 14, 2018
Rushing Yards	41	at Cle.	Oct. 14, 2018
Rushing Long	28	at Sea.	Nov. 4, 2018

SCRIMMAGE

Category	No.	Opp.	Date
Touches	16	vs. NYJ	Nov. 22, 2020
Scrimmage Yards	186	vs. Hou.	Sept. 22, 2019
Scrimmage TDs	2*	vs. Hou.	Sept. 22, 2019

82 | TE STEPHEN ANDERSON

RECEIVING

Category	No.	Opp.	Date
Receptions	5	at Ten.	Dec. 3, 2017
Receiving Yards	79	at Ten.	Dec. 3, 2017
Receiving TDs	1*	at Ten.	Dec. 3, 2017
Receiving Long	45	vs. K.C.	Oct. 8, 2017

90 | DL ERIC BANKS

DEFENSIVE

Category	No.	Opp.	Date
Total Tackles	1	at Was.	Sept. 12, 2021

97 | OLB JOEY BOSA

DEFENSIVE

Category	No.	Opp.	Date
Total Tackles	8*	at Buf.	Nov. 29, 2020
Solo Tackles	7*	at Buf.	Nov. 29, 2020
Tackles for Loss	6	at Buf.	Nov. 29, 2020
Sacks	3.0	at Buf.	Nov. 29, 2020
Passes Defensed	1*	at Buf.	Nov. 29, 2020
Forced Fumbles	1*	at Was.	Sept. 12, 2021
Fumbles Recovered	1	at Buf.	Nov. 29, 2020

20 | CB TEVAUGHN CAMPBELL

DEFENSIVE

Category	No.	Opp.	Date
Total Tackles	4*	at K.C.	Sept. 26, 2021
Solo Tackles	3*	at K.C.	Sept. 26, 2021
INTs	1	vs. NYJ	Nov. 22, 2020
Passes Defensed	2*	at K.C.	Sept. 26, 2021
Forced Fumbles	2	at K.C.	Sept. 26, 2021

87 | TE JARED COOK

RECEIVING

Category	No.	Opp.	Date
Receptions	9*	vs. LAR	Sept. 10, 2018
Receiving Yards	180	vs. LAR	Sept. 10, 2018
Receiving TDs	2*	at Ten.	Dec. 22, 2019
Receiving Long	80t	at Cle.	Oct. 2, 2011

RUSHING

Category	No.	Opp.	Date
Rushing Attempts	1	vs. Dal.	Sept. 21, 2014
Rushing Yards	0	vs. Dal.	Sept. 21, 2014
Rushing Long	0	vs. Dal.	Sept. 21, 2014

SCRIMMAGE

Category	No.	Opp.	Date
Touches	9*	vs. LAR	Sept. 10, 2018
Scrimmage Yards	180	vs. LAR	Sept. 10, 2018
Scrimmage TDs	2*	at Ten.	Dec. 22, 2019

95 | DL CHRISTIAN COVINGTON

DEFENSIVE

Category	No.	Opp.	Date
Total Tackles	6	vs. Bal.	Jan. 3, 2021
Solo Tackles	4*	at Was.	Sept. 12, 2021
Tackles for Loss	2	vs. Buf.	Nov. 28, 2019
Sacks	2.5	at Ten.	Nov. 26, 2018
Passes Defensed	1*	vs. Mia.	Sept. 22, 2019
Forced Fumbles	1	at N.E.	Sept. 24, 2017

*Most Recent

SINGLE-GAME CAREER HIGHS

4 | QB CHASE DANIEL

PASSING

Category	No.	Opp.	Date
Completions	27	at Det.	Nov. 22, 2018
Attempts	39	at NYG	Dec. 2, 2018
Comp. Pct.**	73.3	vs. Min.	Nov. 29, 2019
Yards	285	at NYG	Dec. 2, 2018
TDs	2	at Det.	Nov. 22, 2018
Longest Comp.	48	at S.D.	Dec. 29, 2013
Passer Rating**	106.8	at Det.	Nov. 22, 2018

RUSHING

Category	No.	Opp.	Date
Rushing Attempts	7	at S.D.	Dec. 29, 2013
Rushing Yards	59	at S.D.	Dec. 29, 2013
Rushing Long	29	at S.D.	Dec. 29, 2013

43 | CB MICHAEL DAVIS

DEFENSIVE

Category	No.	Opp.	Date
Total Tackles	9*	vs. Den.	Dec. 27, 2020
Solo Tackles	7	at Chi.	Oct. 27, 2019
INTs	1*	vs. Atl.	Dec. 13, 2020
Passes Defensed	2*	at K.C.	Jan. 3, 2021
Fumbles Recovered	2	at K.C.	Sept. 26, 2021

30 | RB AUSTIN EKELER

RUSHING

Category	No.	Opp.	Date
Rushing Attempts	19	at Cin.	Sept. 13, 2020
Rushing Yards	101	at Jax.	Dec. 8, 2019
Rushing TDs	1*	at Was.	Sept. 12, 2021
Rushing Long	41	at Den.	Dec. 30, 2018

RECEIVING

Category	No.	Opp.	Date
Receptions	15	vs. Den.	Sept. 6, 2019
Receiving Yards	118	at Ten.	Oct. 20, 2019
Receiving TDs	2	vs. Ind.	Sept. 8, 2019
Receiving Long	84	at Jax.	Dec. 8, 2019

SCRIMMAGE

Category	No.	Opp.	Date
Touches	25	at Buf.	Nov. 29, 2020
Scrimmage Yards	213	at Jax.	Dec. 8, 2019
Scrimmage TDs	3	vs. Ind.	Sept. 8, 2019

52 | OLB KYLER FACKRELL

DEFENSIVE

Category	No.	Opp.	Date
Total Tackles	6	at Sea.	Nov. 15, 2018
Solo Tackles	5	at Sea.	Nov. 15, 2018
Sacks	3.0*	at Sea.	Nov. 15, 2018
INTs	1	at Dal.	Oct. 11, 2020
INT TDs	1	at Dal.	Oct. 11, 2020
Passes Defensed	1	vs. T.B.	Nov. 2, 2020
Forced Fumbles	1*	vs. Was.	Oct. 18, 2020
Fumbles Recovered	1*	at Was.	Sept. 12, 2021

32 | S ALOHI GILMAN

DEFENSIVE

Category	No.	Opp.	Date
Total Tackles	6	at K.C.	Sept. 26, 2021
Solo Tackles	6	at K.C.	Sept. 26, 2021
INTs	1	at K.C.	Sept. 26, 2021
Passes Defensed	1	at K.C.	Sept. 26, 2021

15 | WR JALEN GUYTON

RECEIVING

Category	No.	Opp.	Date
Receptions	4*	at L.V.	Dec. 17, 2020
Receiving Yards	91	at L.V.	Dec. 17, 2020
Receiving TDs	1*	vs. Jax.	Oct. 25, 2020
Receiving Long	72t	at T.B.	Oct. 4, 2020

25 | CB CHRIS HARRIS JR.

DEFENSIVE

Category	No.	Opp.	Date
Total Tackles	11	vs. Jax.	Oct. 13, 2013
Solo Tackles	10	vs. Jax.	Oct. 13, 2013
Tackles for Loss	2*	vs. Cin.	Dec. 28, 2015
Sacks	1.0*	vs. Sea.	Sept. 9, 2019
INTs	2	at S.D.	Oct. 15, 2012
INT TD	1*	at Ari.	Oct. 18, 2018
Passes Defensed	4*	vs. Ari.	Oct. 5, 2014
Forced Fumbles	1*	vs. Ten.	Oct. 13, 2019

*Most Recent

SINGLE-GAME CAREER HIGHS

10 | QB JUSTIN HERBERT

PASSING

Category	No.	Opp.	Date
Completions	37	vs. NYJ	Nov. 22, 2020
Attempts	53	vs. N.E.	Dec. 6, 2020
Comp. Pct.**	81.8	vs. Atl.	Dec. 13, 2020
Yards	366	vs. NYJ	Nov. 22, 2020
TDs	4*	at K.C.	Sept. 26, 2021
Longest Comp.	72t	at T.B.	Oct. 4, 2020
Passer Rating**	137.9	at T.B.	Oct. 4, 2020

RUSHING

Category	No.	Opp.	Date
Rushing Attempts	5	at T.B.	Oct. 4, 2020
Rushing Yards	66	vs. Jax.	Oct. 25, 2020
Rushing TDs	1*	at K.C.	Jan. 3, 2021
Rushing Long	31	vs. Jax.	Oct. 25, 2020

84 | WR KJ HILL JR.

RECEIVING

Category	No.	Opp.	Date
Receptions	3*	at Was.	Sept. 12, 2021
Receiving Yards	39	at L.V.	Dec. 17, 2020
Receiving Long	25	at L.V.	Dec. 17, 2020

PUNT RETURN

Category	No.	Opp.	Date
Returns	3	at Den.	Nov. 1, 2020
Return Yards	38	at Den.	Nov. 1, 2020
Longest Return	30	at Den.	Nov. 1, 2020

22 | RB JUSTIN JACKSON

RUSHING

Category	No.	Opp.	Date
Rushing Attempts	17	at Den.	Nov. 1, 2020
Rushing Yards	89	at Den.	Nov. 1, 2020
Rushing TDs	1*	at K.C.	Dec. 13, 2018
Rushing Long	40	at Det.	Sept. 15, 2019

RECEIVING

Category	No.	Opp.	Date
Receptions	7	vs. Bal.	Dec. 22, 2018
Receiving Yards	47	vs. Bal.	Dec. 22, 2018
Receiving Long	34	at Den.	Nov. 1, 2020

SCRIMMAGE

Category	No.	Opp.	Date
Touches	20*	at Den.	Nov. 1, 2020
Scrimmage Yards	142	at Den.	Nov. 1, 2020
Scrimmage TDs	1*	at K.C.	Dec. 13, 2018

33 | S DERWIN JAMES JR.

DEFENSIVE

Category	No.	Opp.	Date
Total Tackles	11	at Sea.	Nov. 4, 2018
Solo Tackles	7*	at Was.	Sept. 12, 2021
Tackles for Loss	2	at Buf.	Sept. 16, 2018
Sacks	1.0	vs. S.F.	Sept. 30, 2018
INTs	1*	at Pit.	Dec. 2, 2018
Passes Defensed	3	at Pit.	Dec. 2, 2018

93 | DL JUSTIN JONES

DEFENSIVE

Category	No.	Opp.	Date
Total Tackles	8	vs. Pit.	Oct. 13, 2019
Solo Tackles	3*	vs. Den.	Dec. 27, 2020
Tackles for Loss	2	at Den.	Nov. 1, 2020
Sacks	0.5	at Oak.	Nov. 11, 2018
QB Pressures	2	vs. Den.	Oct. 6, 2019

98 | DL LINVAL JOSEPH

DEFENSIVE

Category	No.	Opp.	Date
Total Tackles	13	vs. Ind.	Dec. 18, 2016
Solo Tackles	9*	vs. G.B.	Nov. 22, 2015
Tackles for Loss	3	vs. St.L	Nov. 8, 2015
Sacks	2.0	at Dal.	Oct. 28, 2012
QB Pressures	5	at Dak.	Sept. 8, 2013

27 | RB JOSHUA KELLEY

RUSHING

Category	No.	Opp.	Date
Rushing Attempts	23	vs. K.C.	Sept. 20, 2020
Rushing Yards	64	vs. K.C.	Sept. 20, 2020
Rushing TDs	1*	at Buf.	Nov. 29, 2020
Rushing Long	26	at Cin.	Sept. 13, 2020

RECEIVING

Category	No.	Opp.	Date
Receptions	5*	vs. L.V.	Nov. 8, 2020
Receiving Yards	49	vs. K.C.	Sept. 20, 2020
Receiving Long	35	vs. K.C.	Sept. 20, 2020

SCRIMMAGE

Category	No.	Opp.	Date
Touches	25	vs. K.C.	Sept. 20, 2020
Scrimmage Yards	113	vs. K.C.	Sept. 20, 2020

KICK RETURN

Category	No.	Opp.	Date
Returns	2	at L.V.	Dec. 17, 2020
Return Yards	39	at L.V.	Dec. 17, 2020
Longest Return	21	at L.V.	Dec. 17, 2020

*Most Recent

SINGLE-GAME CAREER HIGHS

1 | P TY LONG

PUNTING

Category	No.	Opp.	Date
Longest Punt	63	at Cin.	Sept. 13, 2020
Most Punts	7	at N.O.	Oct. 12, 2020
Best Net Avg.	51.5	at Jax.	Dec. 8, 2019
Most In20	3	vs. Den.	Oct. 6, 2019

36 | DB TREY MARSHALL

DEFENSIVE

Category	No.	Opp.	Date
Total Tackles	9	vs. Det.	Dec. 22, 2019
Solo Tackles	6	vs. Oak.	Dec. 29, 2019
Passes Defensed	1	vs. Oak.	Dec. 29, 2019
Forced Fumbles	1	vs. Oak.	Dec. 29, 2019
Fumbles Recovered	1	vs. Oak.	Dec. 29, 2019

9 | LB KENNETH MURRAY JR.

DEFENSIVE

Category	No.	Opp.	Date
Total Tackles	14	vs. N.E.	Dec. 6, 2020
Solo Tackles	12	vs. N.E.	Dec. 6, 2020
Tackles for Loss	2	vs. N.E.	Dec. 6, 2020
Passes Defensed	1*	vs. Jax.	Oct. 25, 2020

40 | FB GABE NABERS

RUSHING

Category	No.	Opp.	Date
Rushing Attempts	1	at T.B.	Oct. 4, 2020
Rushing Yards	4	at T.B.	Oct. 4, 2020
Rushing Long	4	at T.B.	Oct. 4, 2020

RECEIVING

Category	No.	Opp.	Date
Receptions	2	at K.C.	Sept. 26, 2021
Receiving Yards	11	at K.C.	Sept. 26, 2021
Receiving TDs	1*	vs. L.V.	Nov. 8, 2020
Receiving Long	8	at K.C.	Sept. 26, 2021

SCRIMMAGE

Category	No.	Opp.	Date
Touches	2*	at K.C.	Sept. 26, 2021
Scrimmage Yards	11	at K.C.	Sept. 26, 2021

42 | OLB UCHENNA NWOSU

DEFENSIVE

Category	No.	Opp.	Date
Total Tackles	6	vs. Den.	Oct. 6, 2019
Solo Tackles	5	at Ten.	Oct. 20, 2019
Tackles for Loss	2	at Ten.	Oct. 20, 2019
Sacks	1.5*	vs. Jax.	Oct. 25, 2020
Passes Defensed	2	at T.B.	Oct. 4, 2020

5 | WR JOSHUA PALMER

RECEIVING

Category	No.	Opp.	Date
Receptions	2	vs. Dal.	Sept. 19, 2021
Receiving Yards	21	vs. Dal.	Sept. 19, 2021
Receiving Long	17	at Was.	Sept. 12, 2021

89 | TE DONALD PARHAM JR.

RECEIVING

Category	No.	Opp.	Date
Receptions	2*	vs. Den.	Dec. 27, 2020
Receiving Yards	47	vs. Den.	Dec. 27, 2020
Receiving TDs	1*	vs. Jax.	Oct. 25, 2020
Receiving Long	26	vs. Den.	Dec. 27, 2020

35 | RB LARRY ROUNTREE III

RUSHING

Category	No.	Opp.	Date
Rushing Attempts	8	at Was.	Sept. 12, 2021
Rushing Yards	27	at Was.	Sept. 12, 2021
Rushing Long	13	at Was.	Sept. 12, 2021

SCRIMMAGE

Category	No.	Opp.	Date
Touches	8	at Was.	Sept. 12, 2021
Scrimmage Yards	27	at Was.	Sept. 12, 2021

KICK RETURN

Category	No.	Opp.	Date
Returns	2	at K.C.	Sept. 26, 2021
Return Yards	37	at K.C.	Sept. 26, 2021
Longest Return	20	at K.C.	Sept. 26, 2021

26 | CB ASANTE SAMUEL JR.

DEFENSIVE

Category	No.	Opp.	Date
Total Tackles	4	at Was.	Sept. 12, 2021
Solo Tackles	3	at Was.	Sept. 12, 2021
Tackles for Loss	1	at Was.	Sept. 12, 2021
INTs	1*	at K.C.	Sept. 26, 2021
Passes Defensed	3	vs. Dal.	Sept. 19, 2021

2 | QB EASTON STICK

PASSING

Category	No.	Opp.	Date
Completions	1	vs. Jax.	Oct. 25, 2020
Attempts	4	vs. Jax.	Oct. 25, 2020
Yards	4	vs. Jax.	Oct. 25, 2020
Longest Comp.	4	vs. Jax.	Oct. 25, 2020

*Most Recent

SINGLE-GAME CAREER HIGHS

99 | DL JERRY TILLERY

DEFENSIVE

Category	No.	Opp.	Date
Total Tackles	7	vs. Dal.	Sept. 19, 2021
Solo Tackles	4	vs. Dal.	Sept. 19, 2021
Tackles for Loss	1*	at K.C.	Sept. 26, 2021
Sacks	1.0	at Cin.	Sept. 13, 2020
Passes Defensed	1*	vs. NYJ	Nov. 22, 2020
Forced Fumbles	1*	vs. N.E.	Dec. 6, 2020
Fumble Recoveries	1	vs. L.V.	Nov. 8, 2020

49 | LB DRUE TRANQUILL

DEFENSIVE

Category	No.	Opp.	Date
Total Tackles	14	at Oak.	Nov. 7, 2019
Solo Tackles	7	at Jax.	Dec. 8, 2019
Tackles for Loss	3	at Den.	Dec. 1, 2019
Sacks	0.5	at K.C.	Sept. 26, 2021
Passes Defensed	1	at Chi.	Oct. 27, 2019

16 | K TRISTAN VIZCAINO

KICKING

Category	No.	Opp.	Date
Most FG Made	3*	vs. Dal.	Sept. 19, 2021
Longest FG Made	47	vs. Sea.	Jan. 3, 2021
Most XP Made	2*	at Was.	Sept. 12, 2021
Points Scored	11	vs. Sea.	Jan. 3, 2021

44 | LB KYZIR WHITE

DEFENSIVE

Category	No.	Opp.	Date
Total Tackles	15	at N.O.	Oct. 12, 2020
Solo Tackles	10	at N.O.	Oct. 12, 2020
Tackles for Loss	1*	at K.C.	Sept. 16, 2021
Sacks	1.0	at K.C.	Sept. 16, 2021
INT	1	vs. Den.	Oct. 6, 2019
Passes Defensed	2	at Buf.	Sept. 16, 2018
Forced Fumbles	2*	at Was.	Sept. 12, 2021

81 | WR MIKE WILLIAMS

RECEIVING

Category	No.	Opp.	Date
Receptions	8*	at Was.	Sept. 12, 2021
Receiving Yards	122	at K.C.	Sept. 26, 2021
Receiving TDs	2*	at K.C.	Sept. 26, 2021
Receiving Long	.64t	at N.O.	Oct. 12, 2020

RUSHING

Category	No.	Opp.	Date
Rushing Attempts	1*	vs. G.B.	Nov. 3, 2019
Rushing Yards	19	at K.C.	Dec. 13, 2018
Rushing TDs	1	at K.C.	Dec. 13, 2018
Rushing Long	19t	at K.C.	Dec. 13, 2018

SCRIMMAGE

Category	No.	Opp.	Date
Touches	8*	at Was.	Sept. 12, 2021
Scrimmage Yards	122	at K.C.	Sept. 26, 2021
Scrimmage TDs	3	at K.C.	Dec. 13, 2018

DEFENSIVE

Category	No.	Opp.	Date
INT	1	vs. Den.	Dec. 27, 2020

*Most Recent



PLAYER
CAPSULES



ODAY ABOUSHI ⚡ 76

GUARD | VIRGINIA

6-5 | 315 lbs | BROOKLYN, N.Y.

UFA (DET) — 2021

EXPERIENCE: 9TH NFL SEASON

1ST YEAR WITH CHARGERS

2021: Started all three games at RG, remaining one of four offensive linemen to play 100 percent of the team's offensive snaps thus far this season...**at Washington (Sept. 12):** Started the season opener at RG...Saw action on all 81 of the Chargers' offensive snaps, helping keep QB Justin Herbert clean as the second-year signal caller logged his ninth-career 300-yard passing performance, helping the Bolts secure a Week 1 victory...**vs. Dallas (Sept. 19):** In his first home start as a member of the Bolts, started at RG and helped protect Justin Herbert totaled 338 yards passing to secure his 10th career 300-yard performance, tying the NFL record for most outings of the like through a player's first two seasons...**at Kansas City (Sept. 26):** Started at RG, helping secure the Bolts' second road win, and first AFC West Division victory, of the 2021 slate...Kept Justin Herbert clean as the signal-caller orchestrated his second come-from-behind fourth-quarter victory behind a four-TD effort.

ODAY ABOUSHI NFL GAMES

Year	Team	GP	GS
2014	New York Jets	15	10
2015	Houston	7	5
2016	Houston	4	3
2017	Seattle	8	8
2018	Arizona	8	6
2019	Detroit	7	2
2020	Detroit	16	8
2021	Los Angeles Chargers	3	3
NFL Totals		68	45
POSTSEASON			
Year	Team	GP	GS
2016	Houston	2	0
NFL Totals		2	0



NASIR ADDERLEY ⚡ 24

SAFETY | DELAWARE

6-0 | 206 lbs | PHILADELPHIA, PA.

DRAFT 2 — 2019

EXPERIENCE: 3RD NFL SEASON

3RD YEAR WITH CHARGERS

2021: Leads the team with 21 tackles (18 solo) through the first three weeks, along with one pass defensed...Started all three games at S, serving as a consistent force in the Chargers secondary...**at Washington (Sept. 12):** Registered three solo tackles in the Week 1 victory, seeing action on 40 snaps defensively... Helped anchor a defensive unit that held Washington to just 133 yards passing ...In the return game, added two kickoff returns for 35 yards (17.5 avg.)...**vs. Dallas (Sept. 19):** Amassed a career-high nine tackles (eight solo) and one pass defensed...Jarred loose a pass and recorded a solo stop on Dallas' first offensive drive of the fourth quarter, leading to the Cowboys settling for a field goal down the stretch...**at Kansas City (Sept. 26):** Matched a career-high with nine total tackles (eight solo) as the defensive unit held Chiefs QB Patrick Mahomes to 5.9 yards per attempt, the third-lowest output of his career, as the unit forced four Chiefs turnovers, the most takeaways by the Bolts in a single game since 2018 (Week 17).

2021, LOS ANGELES CHARGERS																		
Date	Opp.	Res.	Games P/S	Tackles						Interceptions				Fumbles				
				Tot	So	As	Sk	Yd	TFL	No.	Yd	Lg	TD	PD	FF	FR		
09/12	at Was	W	1/1	2	2	0	0.0	0	0	0	0	0	0	0	0	0	0	
09/19	Dal	L	1/1	9	8	1	0.0	0	0	0	0	0	0	0	1	0	0	
09/26	at KC	W	1/1	7	2	0.0	0	0	0	0	0	0	0	0	0	0	0	
10/04	LV																	
10/10	Cle																	
10/17	at Bal																	
10/31	NE																	
11/07	at Phi																	
11/14	Min																	
11/21	Pit																	
11/28	at Den																	
12/05	at Cin																	
12/12	NYG																	
12/16	KC																	
12/26	at Hou																	
01/02	Den																	
01/09	at LV																	
'21 TOTALS			2-1	3/3	12	17	3	0.0	0	0	0	0	0	0	0	1	0	0
RETURN STATISTICS																		
Date	Opp.	Res.	Games Played	Kickoff Returns					Punt Returns				Ret. Yds					
				No.	Yds	Avg.	Lg	TD	Att	Yds	Avg.	Lg		TD				
09/12	at Was	W	1	2	35	17.5	19	0	0	0	0	0	0	0	0	0	19	
09/19	Dal	L	1	0	0	--	--	0	0	0	--	--	0	0	0	0	0	
09/26	at KC	w	1	0	0	--	--	0	0	0	--	--	0	0	0	0	0	
10/04	LV																	
10/10	Cle																	
10/17	at Bal																	
10/31	NE																	
11/07	at Phi																	
11/14	Min																	
11/21	Pit																	
11/28	at Den																	
12/05	at Cin																	
12/12	NYG																	
12/16	KC																	
12/26	at Hou																	
01/02	Den																	
01/07	at LV																	
'21 TOTALS			2-1	3	2	35	17.5	19	0	0	0	0	0	0	0	0	19	

NASIR ADDERLEY NFL STATISTICS

Year	Team	GP	GS	-- Tackles --						-- Interceptions --					-- Fumbles --			ST Tackles	
				Total	Solo	Asst	Sacks	Yds	TFL	No.	Yds	Lg	TD	PD	FF	FR	Yds		
2019	Los Angeles Chargers	4	0	0	0	0	0.0	0	0	0	0	0	0	0	0	0	0	0	0
2020	Los Angeles Chargers	15	14	69	58	11	0.0	0	0	1	39	39	0	3	0	1	0	0	0
2021	Los Angeles Chargers	3	3	19	11	3	0.0	0	0	0	0	--	0	1	0	0	0	0	0
NFL Totals		22	17	88	69	15	0.0	0	0	1	39	39	0	4	0	1	0	0	0

Year	Team	No.	Yds	Avg.	Lg	TD	-- Kickoff Returns --				-- Punt Returns --				-- All-Purpose --	
							No.	FC	Yds	Avg.	Lg	TD	No.	Yds	Avg.	Lg
2020	Los Angeles Chargers	11	318	28.0	76	0	0	0	0	--	--	0	0	0	0	318
2021	Los Angeles Chargers	2	35	17.5	19	0	0	0	0	--	--	0	0	0	0	35
NFL Totals		13	353	27.2	76	0	0	0	0	--	--	0	0	0	0	353



KEENAN ALLEN ⚡ 13

WIDE RECEIVER | CALIFORNIA

6-2 | 211 lbs | GREENSBORO, N.C.

DRAFT 3 — 2013

EXPERIENCE: 9TH NFL SEASON

9TH YEAR WITH CHARGERS

2021: Started three games at WR, hauling in 21 catches for 258 yards (12.3 avg) and a TD...Posted a pair of games with 100-plus receiving yards, including one in the season-opening win at Washington...The two 100-yard games gave him 29 for his career, tied for the fourth-most since entering the professional ranks in 2013...Moved to No. 4 on the team's all-time receiving yards list, passing WR Gary Garrison (7,533)...**at Washington (Sept. 12):** Hauled in 100 receiving yards on nine receptions (11.1 avg.)...The performance was the 28th of his career and his fourth in a season opener, tying for the second most in season openers since he entered the NFL in 2013...Set up a touchdown on the opening drive by motioning into the backfield to the right of QB Justin Herbert before running an angle-route to beat the coverage of CB Kendall Fuller and haul in a seven-yard pass, moving the chains on third-and-five...Later in the first quarter, caught a bubble-screen to the left of Herbert and spun out of a tackle attempt by Fuller to turn the play into an 11-yard gain...Found a soft spot in the coverage in the fourth quarter on third-and-16 to move the chains and keep the game-sealing drive alive...**vs. Dallas (Sept. 19):** Posted four receptions for 108 yards (27.0 avg.), good for his second 100-yard game of the season and No. 29 for his career...The 27-yard receiving average was the second-best single-game average of his career...Ran a flag-route on the opening drive to get behind the defense for a 22-yard gain along the sideline...Hauled in a 42-yard pass on third-and-15 in the third quarter by getting behind CB Trevon Diggs and adjusting his body to the pass along the right sideline...**at Kansas City (Sept. 26):** Registered 50 receiving yards and his first TD grab of the season on eight catches (6.3 avg.).

2021, LOS ANGELES CHARGERS

Date	Opp.	Res.	Games		Receiving				Rushing				Scrim Yds		
			Res.	P/S	No.	Yds	Avg.	Lg	TD	Att	Yds	Avg.		Lg	TD
09/12	at Was	W	1/1		9	100	11.1	17	0	0	0	—	—	0	100
09/19	Dal	L	1/1		4	108	27.0	42	0	0	0	—	—	0	108
09/26	at KC	W	1/1		8	50	6.3	43	1	0	0	—	—	0	50
10/04	LV														
10/10	Cle														
10/17	at Bal														
10/31	NE														
11/07	at Phi														
11/14	Min														
11/21	Pit														
11/28	at Den														
12/05	at Cin														
12/12	NYG														
12/16	KC														
12/26	at Hou														
01/02	Den														
01/07	at LV														
*21 TOTALS			2-1	3/3	21	258	15.0	42	0	0	0	—	—	0	258

KEENAN ALLEN NFL STATISTICS

Year	Team	GP	GS	-- Receiving --					-- Rushing --					-- Scrimmage --
				No.	Yds	Avg.	Lg	TD	Att	Yds	Avg.	Lg	TD	Yards
2013	San Diego	15	14	71	1,046	14.7	43t	8	0	0	--	--	0	1,046
2014	San Diego	14	14	77	783	10.2	35	4	0	0	--	--	0	783
2015	San Diego	8	8	67	725	10.8	38	4	0	0	--	--	0	725
2016	San Diego	1	1	6	63	10.5	15	0	0	0	--	--	0	63
2017	Los Angeles Chargers	16	15	102	1,393	13.7	51	6	2	9	4.5	6	0	1,402
2018	Los Angeles Chargers	16	14	97	1,196	12.3	54	6	9	75	8.3	28	0	1,271
2019	Los Angeles Chargers	16	16	104	1,199	11.5	45	6	3	16	5.3	18	0	1,215
2020	Los Angeles Chargers	14	13	100	992	9.9	28	8	1	-1	-1.0	-1	0	991
2021	Los Angeles Chargers	3	3	21	258	15.0	57	1	0	0	--	--	0	258
NFL Totals		103	98	645	7,655	11.9	54	43	15	99	6.6	28	0	7,754

Year	Team	No.	-- Kickoff Returns --				-- Punt Returns --					-- All-Purpose --	
			Yds	Avg.	Lg	TD	No.	FC	Yds	Avg.	Lg	TD	Yards
2013	San Diego	0	0	--	--	0	15	13	125	8.3	28	0	1,171
2014	San Diego	0	0	--	--	0	11	11	99	9.0	29	0	882
2015	San Diego	0	0	--	--	0	3	4	5	1.7	5	0	730
2016	San Diego	0	0	--	--	0	0	0	0	--	--	0	63
2017	Los Angeles Chargers	0	0	--	--	0	0	0	0	--	--	0	1,461
2018	Los Angeles Chargers	1	25	25.0	25	0	1	1	0	0.0	0	0	1,277
2019	Los Angeles Chargers	0	0	--	--	0	0	0	0	--	--	0	1,215
2020	Los Angeles Chargers	0	0	--	--	0	0	0	0	--	--	0	991
2021	Los Angeles Chargers	0	0	--	--	0	0	0	0	--	--	0	208
NFL Totals		1	25	25.0	25	0	30	29	229	7.6	29	0	7,932

POSTSEASON		GP	GS	-- Receiving --					-- Rushing --					-- Scrimmage --
Year	Team			No.	Yds	Avg.	Lg	TD	Att	Yds	Avg.	Lg	TD	Yards
2013	San Diego	2	2	8	163	20.4	49	2	0	0	--	--	0	163
2018	Los Angeles Chargers	2	1	6	112	18.7	43t	1	0	0	--	--	0	112
Postseason Totals		4	3	14	275	19.6	49	3	0	0	--	--	0	275

POSTSEASON		No.	-- Kickoff Returns --				-- Punt Returns --					-- All-Purpose --	
Year	Team		Yds	Avg.	Lg	TD	No.	FC	Yds	Avg.	Lg	TD	Yards
2013	San Diego	0	0	--	--	0	0	2	0	--	--	0	163
2018	Los Angeles Chargers	0	0	--	--	0	0	0	0	--	--	0	112
Postseason Totals		0	0	--	--	0	0	2	0	--	--	0	275



STEPHEN ANDERSON ⚡ 82

TIGHT END | CALIFORNIA

6-3 | 230 lbs | SAN JOSE, CALIF.

FREE AGENT — 2019

EXPERIENCE: 4TH NFL SEASON

3RD YEAR WITH CHARGERS

2021: Hauled in three catches for 10 yards (3.3 avg.) with a long of seven yards through the first three games, notching his first start of the season as the third tight end in the Week 3 win at Kansas City...Logged two tackles on special teams coverage in Week 1... **at Washington (Sept. 12):** Registered one reception for one yard in the second quarter to help extend the Chargers' final drive of the first half...Contributed on special teams, joining forces with LB Drue Tranquill for a tackle on punt coverage...**vs. Dallas (Sept. 19):** Totaled a season-high two grabs for nine yards (4.5 avg.) with a long of seven yards...Helped Justin Herbert record 338 yards passing, his 10th career 300-yard performance, which tied the NFL record for most outings of the like through a player's first two seasons...**at Kansas City (Sept. 26):** Started as the third TE, contributing on offense and in the kicking game.

Date	Opp.	Res.	Games P/S	Receiving				Rushing				Scrim Yds				
				No.	Yds	Avg.	Lg	TD	Att	Yds	Avg.		Lg	TD		
09/12	at Was	W	1/0	1	1	1.0	1	0	0	0	—	—	0	1		
09/19	Dal	L	1/0	2	9	4.5	7	0	0	0	—	—	0	9		
09/26	at KC	W	0/0	0	0	0	0	0	0	0	—	—	0	0		
10/04	LV															
10/10	Cle															
10/17	at Bal															
10/31	NE															
11/07	at Phi															
11/14	Min															
11/21	Pit															
11/28	at Den															
12/05	at Cin															
12/12	NYG															
12/16	KC															
12/26	at Hou															
01/02	Den															
01/07	at LV															
'21 TOTALS				2-1	2/0	3	10	3.3	7	0	0	0	—	—	0	10

STEPHEN ANDERSON NFL STATISTICS

Year	Team	GP	GS	— Receiving —				— Rushing —				— Scrimmage —		
				No.	Yds	Avg.	Lg	TD	Att	Yds	Avg.	Lg	TD	Yards
2016	Houston	13	0	11	93	8.5	14	1	0	0	—	—	0	93
2017	Houston	15	5	25	342	13.7	42	1	0	0	—	—	0	342
2019	Los Angeles Chargers	1	0	0	0	—	—	0	0	0	—	—	0	0
2020	Los Angeles Chargers	16	3	8	106	13.3	23	0	0	0	—	—	0	106
2021	Los Angeles Chargers	3	1	3	10	3.3	7	0	0	0	—	—	0	10
NFL Totals		48	9	47	551	11.7	42	2	0	0	—	—	0	551
POSTSEASON		GP	GS	— Receiving —				— Rushing —				— Scrimmage —		
Year	Team			No.	Yds	Avg.	Lg	TD	Att	Yds	Avg.	Lg	TD	Yards
2016	Houston	2	0	0	0	—	—	0	0	0	—	—	0	0
Postseason Totals		2	0	0	0	—	—	0	0	0	—	—	0	0



ERIC BANKS ⚡ 90

DEFENSIVE LINE | TEXAS-SAN ANTONIO

6-5 | 270 lbs | MEMPHIS, TENN.

WAIVERS (LAR) — 2021

EXPERIENCE: 1ST NFL SEASON

1ST YEAR WITH CHARGERS

2021: Saw action in each of the team's three games in 2021, contributing defensively and on special teams...**at Washington (Sept. 12):** Provided support in run defense, combining with CB Michael Davis on a run stop midway through the fourth quarter, leading to an eventual Washington punt...**vs. Dallas (Sept. 19):** Saw action on seven defensive snaps, while contributing on special teams...**at Kansas City (Sept. 26):** Contributed to a season-high 12 defensive snaps the unit held Chiefs QB Patrick Mahomes to 5.9 yards per attempt, the third-lowest output of his career, as the unit forced four Chiefs turnovers, the most takeaways by the Bolts in a single game since 2018 (Week 17).

2020: After signing with the Rams as an undrafted free agent following the 2020 NFL Draft, spent the season on the club's practice squad.

COLLEGE: Over four seasons at Texas-San Antonio (2016-19), set a program record with 48 career games played...Amassed 81 tackles (52 solo), 20.5 tackles for loss, 7.5 sacks, five forced fumbles, one fumble recovery and three pass breakups...Named honorable mention All-Conference USA as a senior in 2015 after starting all 12 games at defensive end...To help seal a win over conference-foe Rice in the final seconds, landed on a loose fumble to secure victory for the Roadrunners...As a sophomore in 2017, led Conference USA in seven individual statistical categories, ranking second on the team with 8.5 tackles for loss, along with an additional three forced fumbles...On the opening kickoff of UTSA's season-opener against Alabama State in 2016, forced a fumble... Majored in philosophy.

PERSONAL: Given name Eric Banks...Born in Memphis, Tenn. ...
High School: Attended Memphis East High School (Tenn.)...Played QB and DL in high school, helping lead Memphis East to 12 wins and a District 8-4A (Tenn.) title as a senior in 2015...Also played basketball and was coached by four-time NBA All-Star Penny Hardaway.

2021, LOS ANGELES CHARGERS																
Date	Opp.	Res.	Games		Tackles					Interceptions				Fumbles		
			P/S	Tot	So	As	Sk	Yd	TFL	No.	Yd	Lg	TD	PD	FF	FR
09/12	at Was	W	1/0	1	0	1	0.0	0	0	0	0	0	0	0	0	0
09/19	Dal	L	1/0	0	0	0	0.0	0	0	0	0	0	0	0	0	
09/26	at KC	W	1/0	0	0	0	0.0	0	0	0	0	0	0	0	0	
10/04	LV															
10/10	Cle															
10/17	at Bal															
10/31	NE															
11/07	at Phi															
11/14	Min															
11/21	Pit															
11/28	at Den															
12/05	at Cin															
12/12	NYG															
12/16	KC															
12/26	at Hou															
01/02	Den															
01/09	at LV															
'21 TOTALS			2-1	2/0	1	0	1	0.0	0	0	0	0	0	0	0	0

CAREER TRANSACTIONS	
2020	Signed by Los Angeles Rams as undrafted free agent, April 30...Waived by Rams, Oct. 10...Signed by Rams to practice squad, Oct. 17...Placed on Reserve/COVID-19 (Practice Squad), Dec. 21...Activated from Reserve/COVID-19 (Practice Squad), Dec. 30.
2021	Re-signed by Rams to Reserve/Future contract, Jan. 18...Waived by Rams, Aug. 31...Claimed off waivers from L.A. Rams, Sept. 1.

ERIC BANKS NFL STATISTICS

Year	Team	GP	GS	— Tackles —					Yds	TFL	— Interceptions —				— Fumbles —			ST Tackles
				Total	Solo	Asst	Sacks	No.			Yds	Lg	TD	PD	FF	FR	Yds	
2021	Los Angeles Chargers	2	0	1	0	1	0.0	0	0	0	0	0	0	0	0	0	0	
NFL Totals		3	0	1	0	1	0.0	0	0	0	0	0	0	0	0	0	0	



JOEY BOSA ⚡ 97

OUTSIDE LINEBACKER | OHIO STATE

6-5 | 280 lbs | FORT LAUDERDALE, FLA.

DRAFT 1 — 2016

EXPERIENCE: 6TH NFL SEASON

6TH YEAR WITH CHARGERS

2021: Started all three games at OLB, totaling 10 tackles (six solo), 1.5 sacks, four QB hits and forced a fumble...The 1.5 sacks brought him to 49.0 for his career, tying for No. 4 in team annals since sacks became an official stat in 1982...**at Washington (Sept. 12):** Posted four tackles (three solo) and a two-yard strip-sack... It marked his first career sack of QB Ryan Fitzpatrick...Shed a block attempt by TE Ricky Seals-Jones in the second quarter to get into the backfield and team up with DL Linval Joseph to stop RB Antonio Gibson for a one-yard loss...Two plays later, beat the block of T Samuel Cosmi on third-and-11 to hit Fitzpatrick and force a fumble on the strip- sack...**vs. Dallas (Sept. 19):** Registered three tackles (two solo) while appearing on 51 defensive snaps... **at Kansas City (Sept. 26):** Posted three tackles (one solo), a half-sack and two QB hits...The sack brought him to 49.0 for his career.

2021, LOS ANGELES CHARGERS																	
Date	Opp.	Res.	Games		Tackles					Interceptions					Fumbles		
			P/S		Tot	So	As	Sk	Yd	TFL	No.	Yd	Lg	TD	PD	FF	FR
09/12	at Was	W	1/1		4	3	1	1.0	2	0	0	0	—	0	0	1	0
09/19	Dal	L	1/1		3	2	1	0.0	0	0	0	0	—	0	0	0	0
09/26	at KC	W	1/1		3	1	2	0.5	4	0	0	0	—	0	0	0	0
10/04	LV																
10/10	Cle																
10/17	at Bal																
10/31	NE																
11/07	at Phi																
11/14	Min																
11/21	Pit																
11/28	at Den																
12/05	at Cin																
12/12	NYG																
12/16	KC																
12/26	at Hou																
01/02	Den																
01/09	at LV																
'21 TOTALS			2-1	3/3	10	6	4	1.5	6	0	0	0	—	0	0	1	0

JOEY BOSA NFL STATISTICS

Year	Team	GP	GS	— Tackles —					— Interceptions —					— Fumbles —				
				Total	Solo	Asst	Sacks	Yds	TFL	No.	Yds	Lg	TD	PD	FF	FR	Yds	ST Tackles
2016	San Diego	12	11	41	29	12	10.5	71.5	17	0	0	—	0	0	1	0	0	0
2017	Los Angeles Chargers	16	16	70	54	16	12.5	66	11	0	0	—	0	1	4	1	0	0
2018	Los Angeles Chargers	7	6	23	18	5	5.5	42.5	7	0	0	—	0	0	0	1	0	0
2019	Los Angeles Chargers	16	16	67	47	20	11.5	78.5	18	0	0	—	0	0	1	0	0	0
2020	Los Angeles Chargers	12	10	39	29	10	7.5	28	15	0	0	—	0	1	0	1	0	0
2021	Los Angeles Chargers	3	3	10	6	4	1.5	4	0	0	0	—	0	0	1	0	0	0
NFL Totals		66	62	250	183	67	49	310.5	68	0	0	—	0	2	7	3	0	0
Year	Team	GP	GS	— Tackles —					— Interceptions —					— Fumbles —				
				Total	Solo	Asst	Sacks	Yds	TFL	No.	Yds	Lg	TD	PD	FF	FR	Yds	ST Tackles
2018	Los Angeles Chargers	2	2	3	2	1	1.0	6	1	0	0	—	0	0	0	0	0	0
Postseason Totals		2	2	3	2	1	1.0	6	1	0	0	—	0	0	0	0	0	0



BRYAN BULAGA ⚡ 75

TACKLE | IOWA

6-5 | 314 lbs | BARRINGTON, ILL.

UFA (GB) — 2020

EXPERIENCE: 12TH NFL SEASON

2ND YEAR WITH CHARGERS

2021: Started at RT in the season-opening win at Washington before sustaining an injury, subsequently being placed on Reserve/Injured (groin/back) following Week 1...**at Washington (Sept. 12):** Started Week 1 at RT, helping keep QB Justin Herbert secure en route to recording his ninth-career 300-yard passing performance, before sustaining an injury and not returning to the game.

BRYAN BULAGA NFL GAMES

Year	Team	GP	GS
2010	Green Bay	16	12
2011	Green Bay	12	12
2012	Green Bay	9	9
2014	Green Bay	15	15
2015	Green Bay	12	12
2016	Green Bay	16	16
2017	Green Bay	5	5
2018	Green Bay	14	14
2019	Green Bay	16	16
2020	Los Angeles Chargers	10	10
2021	Los Angeles Chargers	1	1
NFL Totals		126	122
POSTSEASON			
Year	Team	GP	GS
2010	Green Bay	4	4
2011	Green Bay	1	1
2014	Green Bay	2	2
2015	Green Bay	2	2
2016	Green Bay	3	3
2019	Green Bay	1	1
Postseason Totals		13	13

Placed on Injured Reserve prior to the start of 2013, missing the entire season.



TEVAUGHN CAMPBELL ⚡ 20

CORNERBACK | REGINA

6-0 | 200 lbs | TORONTO, ONTARIO, CANADA

FREE AGENT — 2019

EXPERIENCE: 2ND NFL SEASON

3RD YEAR WITH CHARGERS

2021: Started one of three game appearances thus far in 2021, securing two forced fumbles to go along with four tackles (three solo) and two passes defended...Became the first Charger since 2016 to force multiple fumbles in the first half of a single game after jarring loose two balls in Week 3 at Kansas City, helping the Bolts advance to a 2-0 road record to commence the season... **at Washington (Sept. 12):** Saw action on 14 special teams plays, along with one snap defensively, in the season-opening victory against Washington...**vs. Dallas (Sept. 19):** Primarily contributed on special teams...**at Kansas City (Sept. 26):** Started as extra CB in the team's nickel sub-personnel package, notching a career-high two forced fumbles in the first half, along with four tackles (three solo) and two passes defended...Secured the most forced fumbles in a single game by a Chargers defender since 2017...Helped anchor a defensive unit that held Chiefs QB Patrick Mahomes to 5.9 yards per attempt, the third-lowest output of his career, as the unit forced four Chiefs turnovers, the most takeaways by the Bolts in a single game since 2018 (Week 17).

Date	Opp.	Res.	Games		Tackles					Interceptions					Fumbles			
			P/S	Tot	So	As	Sk	Yd	TFL	No.	Yd	Lg	TD	PD	FF	FR		
09/12	at Was	W	1/0	0	0	0	0.0	0	0	0	0	0	0	0	0	0	0	
09/19	Dal	L	1/0	0	0	0	0.0	0	0	0	0	0	0	0	0	0	0	
09/26	at KC	W	1/1	4	3	1	0.0	0	0	0	0	0	0	2	2	0	0	
10/04	LV																	
10/10	Cle																	
10/17	at Bal																	
10/31	NE																	
11/07	at Phi																	
11/14	Min																	
11/21	Pit																	
11/28	at Den																	
12/05	at Cin																	
12/12	NYG																	
12/16	KC																	
12/26	at Hou																	
01/02	Den																	
01/09	at LV																	
'21 TOTALS				2-1	3/1	4	3	1	0.0	0	0	0	0	0	0	2	2	0

TEVAUGHN CAMPBELL NFL STATISTICS

Year	Team	GP	GS	— Tackles —				Yds	TFL	— Interceptions —					— Fumbles —			ST Tackles
				Total	Solo	Asst	Sacks			No.	Yds	Lg	TD	PD	FF	FR	Yds	
2020	Los Angeles Chargers	14	4	19	14	5	0.0	0	0	1	6	6t	1	3	1	0	0	3
2021	Los Angeles Chargers	3	1	4	3	1	0.0	0	0	0	0	—	0	2	2	0	0	1
NFL Totals		17	5	23	17	6	0.0	0	0	1	6	6t	1	5	3	0	0	4



JARED COOK ⚡ 87

TIGHT END | SOUTH CAROLINA

6-5 | 254 lbs | SUWANEE, GA.

UFA (NO) — 2021

EXPERIENCE: 13TH NFL SEASON

1ST YEAR WITH CHARGERS

2021: Through three starts, has totaled 10 catches for 111 yards (11.1 avg.) with a long of 23 yards and five catches going for first downs...In his first game as a member of the Chargers, helped QB Justin Herbert reach over 300 yards passing for the ninth time in his career en route to a season-opening win...**at Washington (Sept. 12):** Started at TE and hauled in five catches for 56 yards (11.2 avg.) with a team-best long reception of 23 yards...Of his five receptions, three went for first downs...Snagged two of Herbert's passes on the game's opening drive, which was capped by a RB Austin Ekeler rushing touchdown to give the Bolts an early lead...**vs. Dallas (Sept. 19):** Secured three receptions for 28 yards (9.3 avg.) with a long of 12 yards and one first down receiving...On third-and-11 in the second quarter, caught a 12-yard pass from QB Justin Herbert to secure a fresh set of downs, as Herbert led the NFL in passing first downs on third down through the first two weeks...Helped Justin Herbert record 338 yards passing, his 10th career 300-yard performance, which tied the NFL record for most outings of the like through a player's first two seasons...**at Kansas City (Sept. 26):** Notched two catches for 27 yards (13.5 avg.) in the Week 3 divisional road win...On a critical third-and-one, broke coverage and hauled in a 21-yard catch to extend the drive and lead to an eventual go-ahead touchdown in the fourth quarter...Helped Justin Herbert orchestrate his second come-from-behind fourth-quarter victory behind a four-TD effort.

Date	Opp.	Res.	Games		Receiving				Rushing				Scrim Yds			
			P/S	No.	Yds	Avg.	Lg	TD	Att	Yds	Avg.	Lg		TD		
09/12	at Was	W	1/1	5	56	11.2	23	0	0	0	—	—	0	56		
09/19	Dal	L	1/1	3	28	9.3	12	0	0	0	—	—	0	28		
09/26	at KC	W	1/1	2	27	13.5	21	0	0	0	—	—	0	27		
10/04	LV															
10/10	Cle															
10/17	at Bal															
10/31	NE															
11/07	at Phi															
11/14	Min															
11/21	Pit															
11/28	at Den															
12/05	at Cin															
12/12	NYG															
12/16	KC															
12/26	at Hou															
01/02	Den															
01/07	at LV															
'21 TOTALS				2-1	3/3	10	111	11.1	23	0	0	0	—	—	0	111

JARED COOK NFL STATISTICS

Year	Team	GP	GS	— Receiving —				— Rushing —				— Scrimmage —		
				No.	Yds	Avg.	Lg	TD	Att	Yds	Avg.	Lg	TD	Yards
2009	Tennessee	14	0	9	74	8.2	17	0	0	0	—	—	0	74
2010	Tennessee	16	1	29	361	12.4	36	1	0	0	—	—	0	361
2011	Tennessee	16	5	49	759	15.5	80t	3	0	0	—	—	0	759
2012	Tennessee	13	5	44	523	11.9	61t	4	0	0	—	—	0	523
2013	St. Louis	16	13	51	671	13.2	47	5	0	0	—	—	0	671
2014	St. Louis	16	6	52	634	12.2	59t	3	1	0	0.0	0	0	634
2015	St. Louis	16	12	39	481	12.3	49	0	0	0	—	—	0	481
2016	Green Bay	10	5	30	377	12.6	47	1	0	0	—	—	0	377
2017	Oakland	16	16	54	688	12.7	35	2	0	0	—	—	0	688
2018	Oakland	16	14	68	896	13.2	45	6	0	0	—	—	0	896
2019	New Orleans	14	7	43	705	16.4	61t	9	0	0	—	—	0	705
2020	New Orleans	15	5	37	504	13.6	46	7	0	0	—	—	0	504
2021	Los Angeles Chargers	3	3	10	111	11.1	23	0	0	0	—	—	0	84
NFL Totals		181	92	515	6,784	13.2	80t	41	1	0	0.0	0	0	6,784
Year	Team	GP	GS	— Receiving —				— Rushing —				— Scrimmage —		
				No.	Yds	Avg.	Lg	TD	Att	Yds	Avg.	Lg	TD	Yards
2016	Green Bay	3	3	18	229	12.7	35	2	0	0	—	—	0	229
2019	New Orleans	1	0	5	54	10.8	14	0	0	0	—	—	0	54
2020	New Orleans	2	2	9	68	7.6	12	0	0	0	—	—	0	68
Postseason Totals		6	5	32	351	11.0	35	2	0	0	—	—	0	351



CHRISTIAN COVINGTON ⚡ 95

DEFENSIVE LINE | RICE

6-2 | 300 lbs | VANOUVER, B.C., CANADA

FREE AGENT — 2021

EXPERIENCE: 7TH NFL SEASON

1ST YEAR WITH CHARGERS

2021: Totaled 10 tackles (six solo) in three games played (one start) in his first season with the Bolts.....**at Washington (Sept. 12):** Notched five tackles (four solo) to tie a single-game career-high in solo tackles, helping the Bolts defeat Washington in the season opener...**vs. Dallas (Sept. 19):** Secured two solo stops in the home opener against his former team...**at Kansas City (Sept. 26):** Contributed three tackles in the winning effort, providing support on the interior of the defensive front...Helped anchor a defensive unit that held Chiefs QB Patrick Mahomes to 5.9 yards per attempt, the third-lowest output of his career, as the unit forced four Chiefs turnovers, the most takeaways by the Bolts in a single game since 2018 (Week 17).

Date	Opp.	Res.	Games P/S	Tackles						Interceptions					Fumbles			
				Tot	So	As	Sk	Yd	TFL	No.	Yd	Lg	TD	PD	FF	FR		
09/12	at Was	W	1/0	5	4	1	0.0	0	1	0	0	-	0	0	0	0	0	
09/19	Dal	L	1/1	2	2	0	0.0	0	0	0	0	-	0	0	0	0	0	
09/26	at KC	W	1/0	3	0	3	0.0	0	0	0	0	-	0	0	0	0	0	
10/04	LV																	
10/10	Cle																	
10/17	at Bal																	
10/31	NE																	
11/07	at Phi																	
11/14	Min																	
11/21	Pit																	
11/28	at Den																	
12/05	at Cin																	
12/12	NYG																	
12/16	KC																	
12/26	at Hou																	
01/02	Den																	
01/09	at LV																	
'21 TOTALS				2-1	3/1	10	6	3	0.0	0	1	0	0	-	0	0	0	0

CHRISTIAN COVINGTON NFL STATISTICS

Year	Team	GP	GS	— Tackles —				Yds	TFL	— Interceptions —					— Fumbles —			ST Tackles	
				Total	Solo	Asst	Sacks			No.	Yds	Lg	TD	PD	FF	FR	Yds		
2015	Houston	15	0	8	5	3	2.0	24	4	0	0	-	0	0	0	0	0	0	0
2016	Houston	16	5	26	16	10	1.0	2	2	0	0	-	0	1	0	0	0	0	0
2017	Houston	7	2	16	10	6	1.0	12	1	0	0	-	0	0	1	0	0	0	0
2018	Houston	12	2	15	8	7	3.5	21	4	0	0	-	0	0	0	0	0	0	0
2019	Dallas	16	6	28	20	8	1.0	4	4	0	0	-	0	1	0	0	0	0	0
2020	Cincinnati	16	14	39	14	25	0.0	0	0	0	0	-	0	0	0	0	0	0	0
2021	Los Angeles Chargers	3	1	10	6	3	0.0	0	1	0	0	-	0	0	0	0	0	0	0
NFL Totals		85	30	142	79	63	8.5	63	16	0	0	-	0	2	1	0	0	0	0
Year	Team	GP	GS	— Tackles —				Yds	TFL	— Interceptions —					— Fumbles —			ST Tackles	
				Total	Solo	Asst	Sacks			No.	Yds	Lg	TD	PD	FF	FR	Yds		
2015	Houston	1	0	2	0	2	0.0	0	0	0	0	-	0	0	0	0	0	0	0
2016	Houston	2	0	2	1	1	0.0	0	0	0	0	-	0	0	0	0	0	0	0
2018	Houston	1	0	0	0	0	0.0	0	0	0	0	-	0	0	0	0	0	0	0
Postseason Totals		4	0	4	1	3	0.0	0	0	0	0	-	0	0	0	0	0	0	0



CHASE DANIEL ⚡ 4

QUARTERBACK | MISSOURI

6-0 | 229 lbs | SOUTHLAKE, TEXAS

FREE AGENT — 2021

EXPERIENCE: 12TH NFL SEASON

1ST YEAR WITH CHARGERS

2021: Active, did not play in each of the Chargers' three games this season...**at Washington (Sept. 12):** Active, did not play.

2021, LOS ANGELES CHARGERS																			
Date	Opp.	Res.	Games P/S	Passing															
				Att	Cmp	Pct.	Yards	TD	Int	Lg	Sk	Rating							
09/12	at Was	W	0/0																
09/19	Dal	L	0/0																
09/26	at KC	W	0/0																
10/04	LV																		
10/10	Cle																		
10/17	at Bal																		
10/31	NE																		
11/07	at Phi																		
11/14	Min																		
11/21	Pit																		
11/28	at Den																		
12/05	at Cin																		
12/12	NYG																		
12/16	KC																		
12/26	at Hou																		
01/02	Den																		
01/03	at LV																		
'21 TOTALS				2-1	0/0	0	0	0.0	0	0	0	0	0	0	0	0	0	0	0

CHASE DANIEL NFL STATISTICS

Year	Team	GP	GS	-- Passing --										-- Rushing --						
				Att	Cmp	Pct.	Yards	Y/A	TD	Int	Lg	Sk	Lost	Rating	Att	Yds	Avg.	Lg	TD	
2010	New Orleans	13	0	3	2	66.7	16	5.3	0	0	9	1	10	79.9	2	16	8.0	16	0	
2011	New Orleans	16	0	5	4	80.0	29	5.8	0	0	14	0	0	90.8	3	-3	-1.0	-1	0	
2012	New Orleans	16	0	1	1	100.0	10	10.0	0	0	10	0	0	108.3	3	17	5.7	19	0	
2013	Kansas City	5	1	38	25	65.8	248	6.5	1	1	48	2	11	81.9	14	52	3.7	29	0	
2014	Kansas City	3	1	28	16	57.1	157	5.6	0	0	30	4	17	73.1	4	15	3.8	9	0	
2015	Kansas City	2	0	2	2	100.0	4	2.0	0	0	6	0	0	79.2	2	-2	-1.0	-1	0	
2016	Philadelphia	1	0	1	1	100.0	16	16.0	0	0	16	0	0	118.8	0	0	—	—	0	
2017	New Orleans	1	0	0	0	—	0	—	0	0	0	0	0	—	3	-2	-0.7	0	0	
2018	Chicago	5	2	76	53	69.7	515	6.8	3	2	46	9	40	90.6	13	3	0.2	4	0	
2019	Chicago	3	1	64	45	70.3	435	6.8	3	2	37	7	48	91.6	6	6	1.0	4	0	
2020	Detroit	4	0	43	29	67.4	264	6.1	1	2	28	3	29	72.2	2	16	8.0	11	0	
2021	Los Angeles Chargers	0	0	0	0	—	0	—	0	0	0	0	0	—	0	0	—	—	0	
NFL Totals		69	5	261	178	68.2	1,694	6.5	8	7	48	26	155	85.0	52	118	2.3	29	0	
POSTSEASON		Year	Team	GP	GS	-- Passing --										-- Rushing --				
Year	Team					GP	GS	Att	Cmp	Pct.	Yards	Y/A	TD	Int	Lg	Sk	Lost	Rating	Att	Yds
2010	New Orleans	1	0	0	0	—	0	—	0	0	0	0	0	—	0	0	—	—	0	
2011	New Orleans	2	0	0	0	—	0	—	0	0	0	0	0	—	0	0	—	—	0	
2015	Kansas City	1	0	0	0	—	0	—	0	0	0	0	0	—	2	-2	-1.0	-1	0	
Postseason Totals		4	0	0	0	—	0	—	0	0	0	0	0	—	2	-2	-1.0	-1	0	



MICHAEL DAVIS ⚡ 43

CORNERBACK | BRIGHAM YOUNG

6-2 | 196 lbs | GLENDALE, CALIF.

FREE AGENT — 2017

EXPERIENCE: 5TH NFL SEASON

5TH YEAR WITH CHARGERS

2021: Started at CB in all three outings this season, logging 12 tackles (eight solo) and two fumble recoveries...**at Washington (Sept. 12):** Secured three solo stops for the Bolts in the club's Week 1 victory...Helped anchor a defensive unit that held Washington to just 133 yards passing...vs. Dallas (Sept. 19): Amassed a season-high six tackles (three solo) in the Chargers' home opener...**at Kansas City (Sept. 26):** Capitalized on loose ball opportunities to secure two fumble recoveries, the most by a Chargers defender in a single game since 2014 and the most by a Bolt in the first half of a single game since 2009...Logged three tackles (two solo) in his third start of the season...Helped anchor a defensive unit that held Chiefs QB Patrick Mahomes to 5.9 yards per attempt, the third-lowest output of his career, as the unit forced four Chiefs turnovers, the most takeaways by the Bolts in a single game since 2018 (Week 17).

2021, LOS ANGELES CHARGERS																		
Date	Opp.	Res.	Games		Tackles					Interceptions					Fumbles			
			P/S	Tot	So	As	Sk	Yd	TFL	No.	Yd	Lg	TD	PD	FF	FR		
09/12	at Was	W	1/1	3	3	0	0.0	0	0	0	0	0	0	0	0	0	0	
09/19	Dal	L	1/1	6	4	2	0.0	0	0	0	0	0	0	0	0	0	0	
09/26	at KC	W	1/1	3	2	1	0.0	0	0	0	0	0	0	0	0	0	2	
10/04	LV																	
10/10	Cle																	
10/17	at Bal																	
10/31	NE																	
11/07	at Phi																	
11/14	Min																	
11/21	Pit																	
11/28	at Den																	
12/05	at Cin																	
12/12	NYG																	
12/16	KC																	
12/26	at Hou																	
01/02	Den																	
01/09	at LV																	
'21 TOTALS			2-1	3/3	12	9	3	0.0	0	0	0	0	0	0	0	0	0	2

MICHAEL DAVIS NFL STATISTICS

Year	Team	GP	GS	— Tackles —				Yds	TFL	— Interceptions —					— Fumbles —			ST Tackles
				Total	Solo	Asst	Sacks			No.	Yds	Lg	TD	PD	FF	FR	Yds	
2017	Los Angeles Chargers	15	0	4	3	1	0.0	0	0	0	0	0	1	0	0	0	0	14
2018	Los Angeles Chargers	16	9	44	35	9	0.0	0	0	0	0	0	8	1	0	0	0	6
2019	Los Angeles Chargers	12	12	39	31	8	0.0	0	0	2	15	15	0	9	0	0	0	0
2020	Los Angeles Chargers	16	14	63	48	15	0.0	0	2	3	86	78t	1	14	0	0	0	1
2021	Los Angeles Chargers	3	3	12	9	3	0.0	0	0	0	0	0	0	0	2	0	0	0
NFL Totals		62	38	162	126	36	0.0	0	2	5	101	78t	1	32	1	2	0	21
POSTSEASON																		
Year	Team	GP	GS	— Tackles —				Yds	TFL	— Interceptions —					— Fumbles —			ST Tackles
				Total	Solo	Asst	Sacks			No.	Yds	Lg	TD	PD	FF	FR	Yds	
2018	Los Angeles Chargers	2	2	7	5	2	0.0	0	0	0	0	0	2	0	0	0	0	0
Postseason Totals		2	2	7	5	2	0.0	0	0	0	0	0	2	0	0	0	0	0



EMEKE EGBULE ⚡ 51

OUTSIDE LINEBACKER | HOUSTON

6-2 | 245 lbs | HOUSTON, TEXAS

DRAFT 6 — 2019

EXPERIENCE: 3RD NFL SEASON

3RD YEAR WITH CHARGERS

2021: Elevated for Week 3 via standard practice squad elevation and contributed on special teams...**at Kansas City (Sept. 26):** Saw action on four special teams snaps, contributing to the road divisional victory over the Chiefs.

2021, LOS ANGELES CHARGERS																		
Date	Opp.	Res.	Games P/S	Tackles						Interceptions					Fumbles			
				Tot	So	As	Sk	Yd	TFL	No.	Yd	Lg	TD	PD	FF	FR		
09/12	at Was	W	0/0	— Practice Squad —														
09/19	Dal	L	0/0	— Practice Squad —														
09/26	at KC	W	1/0	0	0	0	0.0	0	0	0	0	0	—	0	0	0	0	
10/04	LV																	
10/10	Cle																	
10/17	at Bal																	
10/31	NE																	
11/07	at Phi																	
11/14	Min																	
11/21	Pit																	
11/28	at Den																	
12/05	at Cin																	
12/12	NYG																	
12/16	KC																	
12/26	at Hou																	
01/02	Den																	
01/09	at LV																	
'21 TOTALS			2-1	1/0	0	0	0	0.0	0	0	0	0	0	0	—	0	0	0

EMEKE EGBULE NFL STATISTICS

Year	Team	GP	GS	— Tackles —						— Interceptions —					— Fumbles —			ST Tackles	
				Total	Solo	Asst	Sacks	Yds	TFL	No.	Yds	Lg	TD	PD	FF	FR	Yds		
2019	Los Angeles Chargers	15	0	2	2	0	0.0	0	0	0	0	—	0	0	0	0	0	0	0
2020	Los Angeles Chargers	14	0	2	0	2	0.0	0	0	0	0	—	0	0	0	0	0	0	0
2021	Los Angeles Chargers	1	0	0	0	0	0.0	0	0	0	0	—	0	0	0	0	0	0	0
NFL Totals		30	0	4	2	2	0.0	0	0	0	0	—	0	0	0	0	0	0	0



AUSTIN EKELER ⚡ 30

RUNNING BACK | WESTERN STATE COLORADO

5-10 | 200 lbs | EATON, COLO.

FREE AGENT — 2017

EXPERIENCE: 5TH NFL SEASON

5TH YEAR WITH CHARGERS

2021: In three starts at RB, totaled 279 scrimmage yards...Ran for 166 yards and a TD on 35 carries (4.7 avg.) while hauling in 15 passes for 113 yards (7.5 avg.) and a TD...Eclipsed 10 career rushing TDs in the season opener, joining RB Danny Woodhead as the only undrafted players to record 10 or more rushing scores and 15-plus receiving TDs in a career...Tied Woodhead with 17 career TD catches for the most by an undrafted RB in the common draft era (since 1967)...Topped 100 scrimmage yards in one game, bringing him to 14 career performances...**at Washington (Sept. 12):** Ran for 57 yards and a TD on 15 attempts (3.8 avg.)...On the three-yard TD, took the shotgun handoff to the left through a hole created by T Rashawn Slater and G Matt Feiler...The score gave him 10 career rushing TDs, joining Danny Woodhead as the only undrafted players in history to total 15-plus receiving scores and 10-plus rushing scores in a career...Took a stretch handoff in the third quarter to the right behind G Oday Aboushi and C Corey Linsley, breaking tackle attempts by DE Chase Young and CB William Jackson III for a 14-yard gain...**vs. Dallas (Sept. 19):** Hauled in a game-high nine passes for 61 yards (6.8 avg.)... Added 54 yards on 11 rushing attempts (6.0 avg.) to total 115 yards from scrimmage...The performance marked the 14th of 100-plus scrimmage yards in his career...Took a handoff on the team's first play from scrimmage for a 20-yard gain behind blocks from G Matt Feiler and T Rashawn Slater...Converted a two-point attempt in the second quarter by taking a shotgun handoff and

Date	Opp.	Games		Rushing					Receiving				Scrim Yds			
		Res.	P/S	Att	Yds	Avg.	Lg	TD	No.	Yds	Avg.	Lg		TD		
09/12	at Was	W	1/1	15	57	3.8	14	1	0	0	—	0	57			
09/19	Dal	L	1/1	9	54	6.0	20	0	9	61	6.8	20	0	115		
09/26	at KC	W	1/1	11	55	5.0	11	0	6	52	8.7	16	1	107		
10/04	LV															
10/10	Cle															
10/17	at Bal															
10/31	NE															
11/07	at Phi															
11/14	Min															
11/21	Pit															
11/28	at Den															
12/05	at Cin															
12/12	NYG															
12/16	KC															
12/26	at Hou															
01/02	Den															
01/07	at LV															
'21 TOTALS				2-1	3/3	35	166	4.7	20	1	15	113	7.7	20	1	279

running behind the blocks of Oday Aboushi and Corey Linsley... Held on to a deep 20-yard completion late in the third quarter despite an unnecessary roughness hit by CB Trevon Diggs...**at Kansas City (Sept. 26):** Caught six passes for 52 yards (8.7 avg.) and his first receiving TD of the season...The scoring grab gave him 17 for his career, tying Danny Woodhead for the most by an undrafted RB in the common draft era...Added 55 rushing yards on 11 attempts (5.0 avg.) to post his second-straight game with 100-plus scrimmage yards.

AUSTIN EKELER NFL STATISTICS

Year	Team	GP	GS	— Rushing —					— Receiving —					— Scrimmage —
				Att	Yds	Avg.	Lg	TD	No.	Yds	Avg.	Lg	TD	Yards
2017	Los Angeles Chargers	16	0	47	260	5.5	35t	2	27	279	10.3	38	3	539
2018	Los Angeles Chargers	14	3	106	554	5.2	41	3	39	404	10.4	44t	3	958
2019	Los Angeles Chargers	16	8	132	557	4.2	35	3	92	993	10.8	84t	8	1,550
2020	Los Angeles Chargers	10	10	116	530	4.6	27	1	54	403	7.5	28	2	933
2021	Los Angeles Chargers	3	3	35	166	5.0	20	1	6	113	7.7	20	1	279
NFL Totals		59	24	436	2,067	4.7	41	10	227	2,192	9.3	84t	17	4,259
Year	Team	No.	— Kickoff Returns —				— Punt Returns —				— All-Purpose —			
			Yds	Avg.	Lg	TD	No.	FC	Yds	Avg.	Lg	TD	Yards	
2017	Los Angeles Chargers	5	85	17.0	22	0	0	0	0	—	—	0	624	
2018	Los Angeles Chargers	0	0	—	—	0	0	0	0	—	—	0	958	
2019	Los Angeles Chargers	0	0	—	—	0	0	0	0	—	—	0	1,550	
2020	Los Angeles Chargers	0	0	—	—	0	0	0	0	—	—	0	933	
2021	Los Angeles Chargers	0	0	—	—	0	0	0	0	—	—	0	172	
NFL Totals		5	85	17.0	22	0	0	0	0	—	—	0	4,237	
Year	Team	GP	GS	— Receiving —					— Rushing —					— Scrimmage —
				No.	Yds	Avg.	Lg	TD	Att	Yds	Avg.	Lg	TD	Yards
2018	Los Angeles Chargers	2	0	11	29	2.6	7	0	7	33	4.7	9	0	62
Postseason Totals		2	0	11	29	2.6	7	0	7	33	4.7	9	0	62



KYLER FACKRELL ⚡ 52

OUTSIDE LINEBACKER | UTAH STATE

6-5 | 245 lbs | MESA, ARIZ.

UFA (NYG) — 2021

EXPERIENCE: 6TH NFL SEASON

1ST YEAR WITH CHARGERS

2021: Amassed two tackles (two solo), one sack and one forced fumble in three games played...Secured his first sack-fumble as a member of the Bolts against Dallas, dropping Cowboys QB Dak Prescott on a third-and-nine in the fourth quarter, jarring the ball loose...**at Washington (Sept. 12):** On first-and-10 from Washington's own four-yard line, landed on a LB Kyzir White forced fumble to secure his first fumble recovery as a member of the Chargers, granting Los Angeles possession deep in Washington territory...The takeaway led to a Chargers touchdown three plays later, helping the Bolts secure a season-opening road win to start the season 1-0...Added a special teams stop on punt coverage...**vs. Dallas (Sept. 19):** Secured his first sack-fumble as a member of the Bolts after dropping Cowboys QB Dak Prescott on third-and-nine in the fourth quarter, forcing Dallas to settle for a field goal...**at Kansas City (Sept. 26):** Saw action on a season-high 32 snaps defensively while continuing to contribute on special teams...Helped anchor a defensive unit that held Chiefs QB Patrick Mahomes to 5.9 yards per attempt, the third-lowest output of his career, as the unit forced four Chiefs turnovers, the most takeaways by the Bolts in a single game since 2018 (Week 17).

Date	Opp.	Res.	Games		Tackles					Interceptions					Fumbles			
			P/S	Tot	So	As	Sk	Yd	TFL	No.	Yd	Lg	TD	PD	FF	FR		
09/12	at Was	W	1/0	0	0	0	0.0	0	0	0	0	0	0	0	0	0	1	
09/19	Dal	L	1/1	1	1	0	1.0	6	0	0	0	0	0	0	0	1	0	
09/26	at KC	W	1/0	1	1	0	0.0	0	0	0	0	0	0	0	0	0	0	
10/04	LV																	
10/10	Cle																	
10/17	at Bal																	
10/31	NE																	
11/07	at Phi																	
11/14	Min																	
11/21	Pit																	
11/28	at Den																	
12/05	at Cin																	
12/12	NYG																	
12/16	KC																	
12/26	at Hou																	
01/02	Den																	
01/09	at LV																	
'21 TOTALS				2-1	3/0	2	2	0	1.0	6	0	0	0	0	0	0	1	1

KYLER FACKRELL NFL STATISTICS

Year	Team	GP	GS	— Tackles —					Yds	TFL	— Interceptions —					— Fumbles —			ST Tackles
				Total	Solo	Asst	Sacks	No.			Yds	Lg	TD	PD	FF	FR	Yds		
2016	Green Bay Packers	13	0	9	8	1	2.0	15	1	0	0	—	0	1	1	0	0	9	
2017	Green Bay Packers	16	2	24	18	6	3.0	12	5	0	0	—	0	0	0	1	0	4	
2018	Green Bay Packers	16	7	41	28	13	10.5	69.5	12	0	0	—	0	0	0	0	0	1	
2019	Green Bay Packers	16	0	19	11	8	1.0	10	2	0	0	—	0	0	0	0	0	4	
2020	New York Giants	12	9	34	23	11	4.0	32	7	1	46	46t	1	2	1	0	0	0	
2021	Los Angeles Chargers	3	0	2	1	0	1.0	6	0	0	0	—	0	0	1	1	0	1	
NFL Totals		76	18	129	90	39	21.5	144.5	27	1	46	46t	1	3	3	2	0	19	
POSTSEASON				— Tackles —					Yds	TFL	— Interceptions —					— Fumbles —			ST Tackles
Year	Team	GP	GS	Total	Solo	Asst	Sacks	No.			Yds	Lg	TD	PD	FF	FR	Yds		
2016	Green Bay Packers	3	0	0	0	0	0.0	0	0	0	0	—	0	0	0	0	0	2	
2019	Green Bay Packers	2	0	2	2	0	1.0	8	1	0	0	—	0	0	0	0	0	0	
Postseason Totals		5	0	2	2	0	1.0	8	1	0	0	—	0	0	0	0	0	2	



MATT FEILER ⚡ 71

GUARD | BLOOMSBURG (PA.)

6-6 | 330 lbs | STRASBURG, PA.

UFA (PIT) — 2021

EXPERIENCE: 5TH NFL SEASON

1ST YEAR WITH CHARGERS

2021: Started all three games at LG, remaining one of four offensive linemen to play 100 percent of the team's offensive snaps thus far this season...**at Washington (Sept. 12):** Started the season opener at LG...Saw action on all 81 of the Chargers' offensive snaps, helping keep QB Justin Herbert clean as the second-year signal caller logged his ninth-career 300-yard passing performance, helping the Bolts secure a Week 1 victory...**vs. Dallas (Sept. 19):** In his first home start as a member of the Bolts, started at LG and helped protect Justin Herbert totaled 338 yards passing to secure his 10th career 300-yard performance, tying the NFL record for most outings of the like through a player's first two seasons...**at Kansas City (Sept. 26):** Started at LG, helping secure the Bolts' second road win, and first AFC West Division victory, of the 2021 slate...Kept Justin Herbert clean as the signal-caller orchestrated his second come-from-behind fourth-quarter victory behind a four-TD effort.

MATT FEILER NFL GAMES

Year	Team	GP	GS
2016	Pittsburgh	1	0
2017	Pittsburgh	5	1
2018	Pittsburgh	11	10
2019	Pittsburgh	16	16
2020	Pittsburgh	13	13
2021	Los Angeles Chargers	3	3
NFL Totals		48	41
POSTSEASON			
Year	Team	GP	GS
2020	Pittsburgh	1	1
Postseason Totals		1	1



JOE GAZIANO ⚡ 92

DEFENSIVE LINE | NORTHWESTERN

6-4 | 280 lbs | SCITUATE, MASS.

FREE AGENT — 2020

EXPERIENCE: 1ST NFL SEASON

2ND YEAR WITH CHARGERS

2021: Elevated for Week 2 and Week 3 via standard practice squad elevation, logging two tackles (one solo) in the two contests... **vs. Dallas (Sept. 19):** On first-and-10 early in the fourth quarter, prevented a cut-back by Cowboys RB Ezekiel Elliott, stopping Elliott for a short gain of just one yard for his first solo stop of the season...**at Kansas City (Sept. 26):** In the third quarter, partnered with DL Christian Covington to corral Chiefs RB Clyde Edwards-Helaire to secure his second stop of the season...Contributed to a defensive unit that held Chiefs QB Patrick Mahomes to 5.9 yards per attempt, the third-lowest output of his career, as the unit forced four Chiefs turnovers, the most takeaways by the Bolts in a single game since 2018 (Week 17).

Date	Opp.	Res.	Games		Tackles					Interceptions					Fumbles		
			P/S	Tot	So	As	Sk	Yd	TFL	No.	Yd	Lg	TD	PD	FF	FR	
09/12	at Was	W	0/0	— Practice Squad —													
09/19	Dal	L	1/0	1	1	0	0.0	0	0	0	0	0	0	0	0	0	
09/26	at KC	W	1/0	1	0	1	0.0	0	0	0	0	0	0	0	0		
10/04	LV																
10/10	Cle																
10/17	at Bal																
10/31	NE																
11/07	at Phi																
11/14	Min																
11/21	Pit																
11/28	at Den																
12/05	at Cin																
12/12	NYG																
12/16	KC																
12/26	at Hou																
01/02	Den																
01/09	at LV																
'21 TOTALS			2-1	2/0	2	1	1	0.0	0	0	0	0	0	0	0	0	0

JOE GAZIANO NFL STATISTICS

Year	Team	GP	GS	— Tackles —				Yds	TFL	— Interceptions —					— Fumbles —			ST Tackles	
				Total	Solo	Asst	Sacks			No.	Yds	Lg	TD	PD	FF	FR	Yds		
2020	Los Angeles Chargers	2	0	1	0	1	0.0	0	0	0	0	—	0	0	0	0	0	0	0
2021	Los Angeles Chargers	2	0	2	1	1	0.0	0	0	0	0	—	0	0	0	0	0	0	0
NFL Totals		4	0	3	1	2	0.0	0	0	0	0	—	0	0	0	0	0	0	0



ALOHI GILMAN ⚡ 32

SAFETY | NOTRE DAME

5-10 | 201 lbs | LAIE, HAWAII

DRAFT 6 — 2020

EXPERIENCE: 2ND NFL SEASON

2ND YEAR WITH CHARGERS

2021: Secured his first career interception at the ultimate time, in the fourth quarter of Week 3 at Kansas City, as the Bolts offense scored the go-ahead touchdown on the ensuing drive...In three games played, has 12 tackles (nine solo) defensively with an additional team-high four special teams stops, which rank tied for second in the NFL and tied for first in the AFC...**at Washington (Sept. 12):** Secured two tackles (one solo) defensively as the Bolts held Washington to 17 points scored and just 133 yards passing... Partnered with OLB Kyler Fackrell for a tackle on punt coverage in the first quarter...**vs. Dallas (Sept. 19):** Totaled a then-season-best four tackles (two solo) on a season-high 52 defensive snaps...**at Kansas City (Sept. 26):** Amassed a career-high six solo tackles in the road winning effort, along with a special teams tackle...Secured his first career interception, picking off QB Patrick Mahomes in the fourth quarter, giving the ball back to the Chargers offense prior to the eventual game-winning drive...Helped anchor a defensive unit that held Chiefs QB Patrick Mahomes to 5.9 yards per attempt, the third-lowest output of his career, as the unit forced four Chiefs turnovers, the most takeaways by the Bolts in a single game since 2018 (Week 17).

Date	Opp.	Res.	Games		Tackles					Interceptions					Fumbles		
			P/S	Tot	So	As	Sk	Yd	TFL	No.	Yd	Lg	TD	PD	FF	FR	
09/12	at Was	W	1/0	2	1	1	0.0	0	0	0	0	0	0	0	0	0	0
09/19	Dal	L	1/0	4	2	2	0.0	0	0	0	0	0	0	0	0	0	0
09/26	at KC	W	1/0	6	6	0	0.0	0	0	1	0	0	0	1	0	0	0
10/04	LV																
10/10	Cle																
10/17	at Bal																
10/31	NE																
11/07	at Phi																
11/14	Min																
11/21	Pit																
11/28	at Den																
12/05	at Cin																
12/12	NYG																
12/16	KC																
12/26	at Hou																
01/02	Den																
01/09	at LV																
'21 TOTALS				2-1	3/0	12	9	3	0.0	0	0	1	0	0	1	0	0

ALOHI GILMAN NFL STATISTICS

Year	Team	GP	GS	— Tackles —					Yds	TFL	— Interceptions —					— Fumbles —			ST Tackles
				Total	Solo	Asst	Sacks	No.			Yds	Lg	TD	PD	FF	FR	Yds		
2020	Los Angeles Chargers	15	1	3	1	2	0.0	0	0	0	0	0	0	0	0	0	0	0	4
2021	Los Angeles Chargers	3	0	6	9	3	0.0	0	0	1	0	0	1	0	0	0	0	0	5
NFL Totals		18	1	12	10	5	0.0	0	0	1	0	0	1	0	0	0	0	0	9



JALEN GUYTON ⚡ 15

WIDE RECEIVER | NORTH TEXAS

6-1 | 212 lbs | ALLEN, TEXAS

FREE AGENT — 2019

EXPERIENCE: 2ND NFL SEASON

3RD YEAR WITH CHARGERS

2021: Hauled in five catches for 62 yards (12.4 avg.), along with two rushes for 12 yards (6.0 avg.), through the first three games...Helped QB Justin Herbert record his ninth career 300-yard performance, hauling in three catches for 49 yards in the season-opening win at Washington...**at Washington (Sept. 12):** Starting at WR, totaled three receptions for 49 yards (16.3 avg.) with a long catch of 22 yards...Of his three receptions, two went for first downs as the Bolts secured 20 passing first downs on the afternoon...**vs. Dallas (Sept. 19):** Tallied two catches for 13 yards (6.5 avg.) with a long reception of nine yards...On second-and-seven in the fourth quarter, took an end-around nine yards for a first down, giving the Bolts offense a fresh set of downs...Helped Justin Herbert record 338 yards passing, his 10th career 300-yard performance, which tied the NFL record for most outings of the like through a player's first two seasons...**at Kansas City (Sept. 26):** Logged one rush on an end-around for a gain of three yards on first-and-10 to close out the first quarter, setting up the first score of the game three plays later.

2021, LOS ANGELES CHARGERS														
Date	Opp.	Games		Receiving					Rushing				Scrim	
		Res.	P/S	No.	Yds	Avg.	Lg	TD	Att	Yds	Avg.	Lg	TD	Yds
09/12	at Was	W	1/1	3	49	16.3	22	0	0	0	—	—	0	49
09/19	Dal	L	1/0	2	13	6.5	9	0	1	9	9.0	9	0	71
09/26	at KC	W	1/0	0	0	0.0	0	0	1	3	3.0	3	0	3
10/04	LV													
10/10	Cle													
10/17	at Bal													
10/31	NE													
11/07	at Phi													
11/14	Min													
11/21	Pit													
11/28	at Den													
12/05	at Cin													
12/12	NYG													
12/16	KC													
12/26	at Hou													
01/02	Den													
01/07	at LV													
'21 TOTALS		2-1	3/1	5	62	12.4	22	0	2	12	4.0	9	0	123

JALEN GUYTON NFL STATISTICS

Year	Team	GP	GS	— Receiving —					— Rushing —					— Scrimmage —
				No.	Yds	Avg.	Lg	TD	Att	Yds	Avg.	Lg	TD	Yards
2019	Los Angeles Chargers	3	0	0	0	—	—	0	0	0	—	—	0	0
2020	Los Angeles Chargers	16	9	28	511	18.3	72t	3	2	0	0.0	4	0	511
2021	Los Angeles Chargers	3	1	5	62	12.4	22	0	2	3	4.0	9	0	123
NFL Totals		22	10	33	573	17.4	72t	3	4	12	1.3	9	0	585



KEMON HALL ⚡ 37

CORNERBACK | NORTH TEXAS

5-11 | 190 lbs | CALHOUN CITY, MISS.

DRAFT 2 — 2019

EXPERIENCE: 1ST NFL SEASON

2ND YEAR WITH CHARGERS

2021: On the season, has one solo tackle defensively, while contributing significantly on special teams...**at Washington (Sept. 12):** Saw action on 14 special teams snaps, helping the Bolts start the season with a Week 1 road victory...**vs. Dallas (Sept. 19):** On third-and-15, stopped Cowboys TE Blake Jarwin short of the line-to-gain to force Dallas into a fourth-down scenario, one that the Cowboys would not convert on the ensuing play from scrimmage...**at Kansas City (Sept. 26):** Saw action on five defensive snaps while adding support in the kicking game.

Date	Opp.	Res.	Games		Tackles					Interceptions					Fumbles		
			P/S	Tot	So	As	Sk	Yd	TFL	No.	Yd	Lg	TD	PD	FF	FR	
09/12	at Was	W	1/0	0	0	0	0.0	0	0	0	0	0	0	0	0	0	0
09/19	Dal	L	1/0	1	1	0	0.0	0	0	0	0	0	0	0	0	0	0
09/26	at KC	W	1/0	0	0	0	0.0	0	0	0	0	0	0	0	0	0	0
10/04	LV																
10/10	Cle																
10/17	at Bal																
10/31	NE																
11/07	at Phi																
11/14	Min																
11/21	Pit																
11/28	at Den																
12/05	at Cin																
12/12	NYG																
12/16	KC																
12/26	at Hou																
01/02	Den																
01/09	at LV																
'21 TOTALS			2-1	3/0	1	1	0	0.0	0	0	0	0	0	0	0	0	0

KEMON HALL NFL STATISTICS

Year	Team	GP	GS	— Tackles —				Yds	TFL	— Interceptions —					— Fumbles —			ST Tackles		
				Total	Solo	Asst	Sacks			No.	Yds	Lg	TD	PD	FF	FR	Yds			
2021	Los Angeles Chargers	3	0	1	1	0	0.0	0	0	0	0	—	0	0	0	0	0	0	0	1
NFL Totals		3	0	1	1	0	0.0	0	0	0	0	—	0	0	0	0	0	0	0	1



CHRIS HARRIS JR. ⚡ 25

CORNERBACK | KANSAS

5-10 | 199 lbs | BIXBY, OKLA.

UFA (DEN) — 2020

EXPERIENCE: 11TH NFL SEASON

2ND YEAR WITH CHARGERS

2021: Started at CB in the season opener, helping the Bolts start the season 1-0 with a road win at Washington, before being listed as inactive for the following two games...**at Washington (Sept. 12):** Started at CB, playing 54 of 55 possible defensive snaps, helping the defensive unit hold Washington to just 17 points scored and just 133 yards passing...**vs. Dallas (Sept. 19):** Inactive (shoulder).

Date	Opp.	Res.	Games		Tackles					Interceptions					Fumbles			
			P/S	Tot	So	As	Sk	Yd	TFL	No.	Yd	Lg	TD	PD	FF	FR		
09/12	at Was	W	1/1	0	0	0	0.0	0	0	0	0	0	0	0	0	0	0	
09/19	Dal	L	0/0															
09/26	at KC	W	0/0															
10/04	LV																	
10/10	Cle																	
10/17	at Bal																	
10/31	NE																	
11/07	at Phi																	
11/14	Min																	
11/21	Pit																	
11/28	at Den																	
12/05	at Cin																	
12/12	NYG																	
12/16	KC																	
12/26	at Hou																	
01/02	Den																	
01/09	at LV																	
'21 TOTALS				2-1	1/1	0	0	0	0.0	0	0	0	0	0	0	0	0	0

CHRIS HARRIS JR. NFL STATISTICS

Year	Team	GP	GS	— Tackles —					Yds	TFL	— Interceptions —					— Fumbles —			
				Total	Solo	Asst	Sacks	No.			Yds	Lg	TD	PD	FF	FR	Yds	ST Tackles	
2011	Denver	16	4	29	26	3	1.0	0	1	1	15	15	0	6	0	1	0	0	6
2012	Denver	15	12	29	26	3	2.5	17.5	4	3	144	98t	2	9	0	1	0	0	0
2013	Denver	16	15	29	26	3	0.0	0	5	3	1	1	0	14	0	0	0	0	0
2014	Denver	16	16	44	32	12	1.0	2	5	3	52	38	0	17	1	1	0	0	0
2015	Denver	16	16	64	54	10	0.0	0	4	2	94	74t	1	6	2	0	0	0	0
2016	Denver	16	15	48	41	7	0.0	0	1	2	36	36	0	11	1	1	6	0	0
2017	Denver	16	15	93	66	30	0.0	0	1	2	36	23	0	7	1	0	0	0	0
2018	Denver	12	12	75	52	23	1.0	9	1	3	68	153t	1	10	0	0	0	0	0
2019	Denver	16	16	42	33	9	0.0	0	1	1	11	11	0	6	1	0	0	0	0
2020	Los Angeles Chargers	9	9	37	25	12	0.5	0.5	1	1	51	51	0	2	0	0	0	0	0
2021	Los Angeles Chargers	1	1	0	0	0	0.0	0	0	0	0	—	0	0	0	0	0	0	0
NFL Totals		149	131	549	463	86	5.0	29	24	21	508	98t	4	88	6	4	6	0	0

Year	Team	GP	GS	— Tackles —					Yds	TFL	— Interceptions —					— Fumbles —				
				Total	Solo	Asst	Sacks	No.			Yds	Lg	TD	PD	FF	FR	Yds	ST Tackles		
2011	Denver	2	1	13	7	6	0.0	0	0	0	0	—	0	0	0	0	0	0	0	0
2012	Denver	1	1	3	3	0	0.0	0	0	0	0	—	0	4	0	0	0	0	0	0
2013	Denver	1	1	2	2	0	0.0	0	0	0	0	—	0	1	0	0	0	0	0	0
2014	Denver	1	1	3	3	0	0.0	0	0	0	0	—	0	1	0	0	0	0	0	0
2015	Denver	3	3	15	13	2	1.0	4	1	0	0	—	0	2	0	0	0	0	0	0
Postseason Totals		8	7	36	28	8	1.0	4	1	0	0	—	0	8	0	0	0	0	0	0



JUSTIN HERBERT ⚡ 10

QUARTERBACK | OREGON

6-6 | 236 lbs | EUGENE, ORE.

DRAFT 1a — 2020

EXPERIENCE: 2nd NFL SEASON

2nd YEAR WITH CHARGERS

2021: In three starts, completed a conference-best 88 passes on 126 attempts (69.8 pct.) for 956 yards and six TDs with three INTs (97.9 rating)...Threw for over 300 yards twice, bringing him to 10 for his career to tie Chiefs QB Patrick Mahomes and Hall of Fame QB Dan Marino for the most by a player in history through the first two seasons of a career...Twice led the Chargers to a fourth-quarter comeback victory, giving him three comeback wins and eight game-winning drives in his career...Orchestrated two of the comeback wins in September, becoming the third-youngest QB to have multiple come-from-behind victories in the opening month of the season since the 1970 NFL-AFL Merger (23 years, 200 days)...Joined Mahomes as the only players through the first 17 starts of a career to eclipse 5,000 passing yards...Became the second player in NFL history to top 4,500 passing yards through the first 16 starts of a career, also joining Mahomes...Registered his fifth career game of three touchdowns with no INTs, tied for the second-most in the Super Bowl era (since 1966) through the first two seasons of a career...With 19 passing first downs on third down, increased his career total to an NFL-best 92 third-down conversions through the air since entering the NFL in 2020...
at Washington (Sept. 12): Led the team to a come-from-behind victory in the fourth quarter, his second-career fourth quarter or overtime comeback win...The come-from-behind win was the ninth by a Chargers QB in a season opener...Finished with 337 passing yards and a TD on 31-of-47 passing (66.0 pct.) with an INT (85.2 rating)...The performance marked his ninth career 300-yard game...Converted 12 third downs through the air, good for the most passing first downs in a single game on third down since Colts QB Andrew Luck in 2012...Completed his fourth pass to WR Mike Williams on an 11-yard curl-route to the right to become the first player in NFL history to complete 400 passes within the first 16 starts of a career...The 337 yards brought him to 4,673 for his career, joining Chiefs QB Patrick Mahomes as the only players ever to top 4,500 yards through 16 career starts...Perfectly lofted a pass in the first half on third-and-three to WR Jalen Guyton over the coverage of CB Kendall Fuller for a 22-yard gain...Threw his three-yard TD in the fourth quarter to Williams on a perfectly place back-shoulder throw to the left with CB Benjamin St-Juste in tight coverage...Led a clock-killing drive of 6:43, converting four third downs through the air...On the first conversion, found WR Keenan Allen for a 17-yard gain up the seam on third-and-16...Eclipsed 300 yards on the day by completing a 19-yard pass to WR KJ Hill Jr., on third-and-three...Sealed the game with a final third-down conversion of nine yards to Allen on a skinny-post before taking

2021, LOS ANGELES CHARGERS														
Date	Opp.	Res.	Games P/S	Passing										
				Att	Cmp	Pct.	Yards	TD	Int	Lg	Sk	Rating		
09/12	at Was	W	1/1	47	31	66.0	337	1	1	23	2	85.2		
09/19	Dal	L	1/1	41	31	75.6	338	1	2	42	2	87.2		
09/26	at KC	W	1/1	38	26	68.4	281	4	0	43	1	125.0		
10/04	LV													
10/10	Cle													
10/17	at Bal													
10/31	NE													
11/07	at Phi													
11/14	Min													
11/21	Pit													
11/28	at Den													
12/05	at Cin													
12/12	NYG													
12/16	KC													
12/26	at Hou													
01/02	Den													
01/03	at LV													
'21 TOTALS				2-1	3/3	126	88	69.8	956	6	3	43	5	97.9

three snaps in victory formation...**vs. Dallas (Sept. 19):** Recorded his second 300-yard game of the season and 10th of his career...The 10 performances of 300-plus yards tie Patrick Mahomes and Dan Marino for the most by any player in history through their first two seasons...Completed 31 passes on 41 pass attempts (75.6 pct.) for 338 yards and a TD with an INT (87.2 rating)...Set up the scoring pass by rolling right away from pressure in the second quarter to find Mike Williams in the soft spot of the zone for a 27-yard gain on third-and-13...On the next play, threw a quick pass to Williams spread out left, who took it through two attempted tackles for a 12-yard score...Threw three passes of 25-plus yards and tossed four passes on third downs to move the chains and keep drives alive...Eclipsed 5,000 career passing yards, joining Mahomes as the only players to do so through the first 17 starts of a career...Completed 17 of his first 18 passing attempts, including a stretch of 16 consecutive...On his first pass attempt, evaded pressure by rolling to the right and hitting Keenan Allen on a flag-route for 22 yards along the sideline...**at Kansas City (Sept. 26):** Completed 68.4 percent of his passes (26-of-38) for 281 yards and four TDs (125.0 rating), marking his second career game with four passing scores and his seventh with three or more...Led the team on a come-from-behind win in the fourth quarter, the third of his career and his second of the season...The two comeback wins in September made him the third-youngest (23 years, 200 days) to have multiple come-from-behind wins in a single September since the 1970 NFL-AFL Merger...The comeback win was capped by his fifth career game-winning drive...The performance was his fifth of three-plus TDs and no INTs, becoming the fifth player to do so in the Super Bowl era (since 1966) within the first two seasons of a career.

JUSTIN HERBERT NFL STATISTICS

Year	Team	GP	GS	Att	Cmp	Pct.	Yards	— Passing —						— Rushing —					
								Y/A	TD	Int	Lg	Sk	Lost	Rating	Att	Yds	Avg.	Lg	TD
2020	Los Angeles Chargers	15	15	595	396	66.6	4,336	7.3	31	10	72t	32	218	98.3	55	234	4.3	31	5
2021	Los Angeles Chargers	3	3	126	88	69.8	956	7.7	6	3	43	5	34	97.9	12	27	4.0	9	0
NFL Totals		18	18	721	484	67.1	5,292	7.3	37	13	72t	37	252	98.2	67	261	4.15	40	5



KJ HILL JR. ⚡ 84

WIDE RECEIVER | OHIO STATE

6-0 | 196 lbs | LITTLE ROCK, ARK.

DRAFT 7 — 2020

EXPERIENCE: ROOKIE

2021: Posted a career day receiving in Week 1 en route to a season-opening win at Washington...**at Washington (Sept. 12):** Hauled in a career-high three catches for 30 yards (10.0 avg.) with a long of 19 yards, helping the offense post 20 points in a winning effort...Secured one first down receiving...Also contributed in the return game as the team's primary punt returner, securing one return for three yards (3.0 avg.)...**vs. Dallas (Sept. 19):** Provided assistance on offense and in the kicking game...**at Kansas City (Sept. 26):** Logged one punt return for a zero-yard gain.

2021, LOS ANGELES CHARGERS														
OFFENSIVE STATISTICS														
Date	Opp.	Res.	Games		Receiving				Rushing				Scrim Yds	
			P/S	No.	Yds	Avg.	Lg	TD	Att	Yds	Avg.	Lg		TD
09/12	at Was	W	1/0	3	30	10.0	19	0	0	0	—	—	0	30
09/19	Dal	L	1/0	0	0	—	—	0	0	0	—	—	0	0
09/26	at KC	W	1/0	0	0	—	—	0	0	0	—	—	0	0
10/04	LV													
10/10	Cle													
10/17	at Bal													
10/31	NE													
11/07	at Phi													
11/14	Min													
11/21	Pit													
11/28	at Den													
12/05	at Cin													
12/12	NYG													
12/16	KC													
12/26	at Hou													
01/02	Den													
01/07	at LV													
'21 TOTALS	2-1	3/0		3	30	10.0	19	0	0	0	—	—	0	30
RETURN STATISTICS														
Date	Opp.	Res.	Games		Kickoff Returns				Punt Returns				Ret. Yds	
			Played	No.	Yds	Avg.	Lg	TD	Att	Yds	Avg.	Lg		TD
09/12	at Was	W	1	0	0	—	—	0	1	3	3.0	3	0	3
09/19	Dal	L	1	0	0	—	—	0	1	6	6.0	6	0	6
09/26	at KC	W	1	0	0	—	—	0	0	0	0.0	0	0	0
10/04	LV													
10/10	Cle													
10/17	at Bal													
10/31	NE													
11/07	at Phi													
11/14	Min													
11/21	Pit													
11/28	at Den													
12/05	at Cin													
12/12	NYG													
12/16	KC													
12/26	at Hou													
01/02	Den													
01/07	at LV													
'21 TOTALS	2-1	3		0	0	—	—	0	2	9	4.5	6	0	9

KJ HILL JR. NFL STATISTICS

Year	Team	GP	GS	No.	— Receiving —				Att	— Rushing —				Scrimmage — Yards
					Yds	Avg.	Lg	TD		Yds	Avg.	Lg	TD	
2020	Los Angeles Chargers	15	0	7	73	10.4	25	0	0	0	—	—	0	73
2021	Los Angeles Chargers	3	0	3	30	10.0	19	0	0	0	—	—	0	30
NFL Totals		17	0	10	103	10.3	25	0	0	0	—	—	0	103
Year	Team	No.	— Kickoff Returns —				— Punt Returns —				— All-Purpose — Yards			
			Yds	Avg.	Lg	TD	No.	FC	Yds	Avg.		Lg	TD	
2020	Los Angeles Chargers	1	7	7.0	7	0	12	11	83	6.9	30	0	163	
2021	Los Angeles Chargers	0	0	—	—	0	2	1	9	4.5	6	0	39	
NFL Totals		1	7	7.0	7	0	14	12	92	6.6	30	0	202	



JUSTIN JACKSON ⚡ 22

RUNNING BACK | NORTHWESTERN
 6-0 | 196 lbs | CAROL STREAM, ILL.
 DRAFT 7 — 2018
 EXPERIENCE: 4TH NFL SEASON
 4TH YEAR WITH CHARGERS

2021: Rushed for a season-high 21 yards on four attempts (5.3 avg.) with a long of 7 in Week 2 vs. Dallas...**at Washington (Sept. 12):** Totaled seven yards on two touches, contributing one rush for five yards (5.0 avg.) with one reception for two yards (2.0 avg.) offensively...Served as a asset in the kicking game, contributing on special teams...**vs. Dallas (Sept. 19):** In the season opener, accounted for 29 scrimmage yards on five touches (5.8 avg.), securing one catch for eight yards and accounting for 21 yards on four rushes (5.3 avg.)...Helped Justin Herbert record 338 yards passing, his 10th career 300-yard performance, which tied the NFL record for most outings of the like through a player's first two seasons...**at Kansas City (Sept. 26):** Logged zero yards on two rushing attempts, providing support on offense and in the kicking game.

2021, LOS ANGELES CHARGERS																
Date	Opp.	Res.	Games		Rushing					Receiving				Scrim Yds		
			Att	P/S	Att	Yds	Avg.	Lg	TD	No.	Yds	Avg.	Lg		TD	
09/12	at Was	W	1/0	1	5	5.0	5	0	1	2	2.0	2	0	7		
09/19	Dal	L	1/0	4	21	5.3	7	0	1	8	8.0	8	0	29		
09/26	at KC	W	1/0	2	0	0.0	1	0	0	0	0.0	0	0	1		
10/04	LV															
10/10	Cle															
10/17	at Bal															
10/31	NE															
11/07	at Phi															
11/14	Min															
11/21	Pit															
11/28	at Den															
12/05	at Cin															
12/12	NYG															
12/16	KC															
12/26	at Hou															
01/02	Den															
01/07	at LV															
'21 TOTALS				2-1	3/0	7	26	5.2	7	0	2	10	5.0	8	0	37

JUSTIN JACKSON NFL STATISTICS

Year	Team	GP	GS	— Rushing —					— Receiving —					— Scrimmage —
				Att	Yds	Avg.	Lg	TD	No.	Yds	Avg.	Lg	TD	Yards
2018	Los Angeles Chargers	13	1	50	206	4.1	20	2	15	135	9.0	19	0	341
2019	Los Angeles Chargers	7	0	29	200	6.9	40	0	9	22	2.4	9	0	222
2020	Los Angeles Chargers	9	4	59	270	4.6	36	0	19	173	9.1	34	0	443
2021	Los Angeles Chargers	3	0	7	26	5.2	7	0	2	10	5.0	8	0	37
NFL Totals		32	5	145	702	4.9	40	2	45	340	7.6	34	0	1,043

Year	Team	No.	— Kickoff Returns —				— Punt Returns —				— All-Purpose —		
			Yds	Avg.	Lg	TD	No.	FC	Yds	Avg.	Lg	TD	Yards
2019	Los Angeles Chargers	5	107	21.4	28	0	0	0	—	—	0	0	329
NFL Totals		5	107	21.4	28	0	0	0	—	—	0	0	329



BRENDEN JAIMES ⚡ 64

GUARD/TACKLE | NEBRASKA

6-5 | 300 lbs | AUSTIN, TEXAS

DRAFT 5 — 2021

EXPERIENCE: ROOKIE

2021: Active, did not play in each of the first two weeks, before being listed as inactive (healthy scratch) in Week 3...at Washington (Sept. 12): Active, did not play...at Kansas City (Sept. 26): Inactive (healthy scratch).

BRENDEN JAIMES NFL GAMES

Year	Team	GP	GS
2021	Los Angeles Chargers	0	0
NFL Totals		0	0



DERWIN JAMES JR. ⚡ 33

SAFETY | FLORIDA STATE

6-2 | 215 lbs | HAINES CITY, FLA.

DRAFT 1 — 2018

EXPERIENCE: 4TH NFL SEASON

4TH YEAR WITH CHARGERS

2021: Opened all three games at S, totaling 19 tackles (15 solo)... Added a half-sack, tackle for loss, a pass defended and a QB hit... Played on 189 defensive snaps so far this season...**at Washington (Sept. 12):** Started at S and was one of two Chargers to play all 55 defensive snaps...Registered eight tackles (seven solo) and broke up a pass...In the first quarter, lined up in the left slot against WR Dyami Brown, covering the receiver across the field before undercutting the route and nearly picking off a pass from QB Ryan Fitzpatrick...Came untouched on a blitz in the third quarter, pressuring QB Taylor Heinicke to throw the ball away...**vs. Dallas (Sept. 19):** Notched his first sack of the season, finishing with seven tackles (five solo), a half-sack, a tackle for loss and a QB hit...The half-sack marked his first since Oct. 14, 2018 at Cleveland as a rookie...Made back-to-back big plays in the third quarter... On the first, dropped WR CeeDee Lamb for a four-yard loss on a gimmick play in the right flat...On the next snap, powered through the blocks of RB Tony Pollard and G Connor Williams to split a sack of QB Dak Prescott with DL Jerry Tillery...Stood up Lamb for a one-yard gain in the fourth quarter after beating a block by WR Amari Cooper...Appeared on all 62 plays on defense after opening the game at S...**at Kansas City (Sept. 26):** Totaled four tackles (three solo) while appearing on 72 of the 79 defensive snaps.

2021, LOS ANGELES CHARGERS

Date	Opp.	Res.	Games P/S	Tackles					Interceptions				Fumbles					
				Tot	So	As	Sk	Yd	TFL	No.	Yd	Lg	TD	PD	FF	FR		
09/12	at Was	W	1/1	8	7	1	0.0	0	0	0	0	0	0	0	0	0		
09/19	Dal	L	1/1	7	5	2	0.5	5	1	0	0	0	0	0	0	0		
09/26	at KC	W	1/1	4	3	1	0	0	0	0	0	0	0	0	0	2		
10/04	LV																	
10/10	Cle																	
10/17	at Bal																	
10/31	NE																	
11/07	at Phi																	
11/14	Min																	
11/21	Pit																	
11/28	at Den																	
12/05	at Cin																	
12/12	NYG																	
12/16	KC																	
12/26	at Hou																	
01/02	Den																	
01/09	at LV																	
'21 TOTALS				2-1	3/3	19	15	4	0.5	5	1	0	0	0	0	1	0	2

DERWIN JAMES JR. NFL STATISTICS

Year	Team	GP	GS	— Tackles —					Yds	TFL	— Interceptions —					— Fumbles —			ST Tackles
				Total	Solo	Asst	Sacks				No.	Yds	Lg	TD	PD	FF	FR	Yds	
2018	Los Angeles Chargers	16	16	105	75	30	3.0	17	4	3	30	23	0	13	0	0	0	0	
2019	Los Angeles Chargers	5	5	34	23	11	0.0	0	3	0	0	0	0	1	0	0	0	0	
2021	Los Angeles Chargers	3	3	14	15	4	0.5	5	1	0	0	0	0	1	0	2	0	0	
NFL Totals		24	24	158	113	45	4.0	22	8	3	30	23	0	15	0	2	0	0	



JUSTIN JONES ⚡ 93

DEFENSIVE LINE | NORTH CAROLINA STATE

6-3 | 309 lbs | AUSTELL, GA.

DRAFT 3 — 2018

EXPERIENCE: 4TH NFL SEASON

4TH YEAR WITH CHARGERS

2021: Started at DL in the season-opening win at Washington, contributing one solo tackle, which registered as a tackle for loss before departing the game due to injury...Inactive (calf) Weeks 2-3...**at Washington (Sept. 12):** Saw action on 16 defensive snaps before sustaining an injury, one that he would not return from... Added one tackle for loss, his lone solo stop of the afternoon, dropping Washington RB Antonio Gibson for a loss of three yards...**vs. Dallas (Sept. 29):** Inactive (calf).

2021, LOS ANGELES CHARGERS																		
Date	Opp.	Res.	Games		Tackles						Interceptions				Fumbles			
			P/S	Tot	So	As	Sk	Yd	TFL	No.	Yd	Lg	TD	PD	FF	FR		
09/12	at Was	W	1/1	1	1	0	0.0	0	1	0	0	0	0	0	0	0	0	
09/19	Dal	L	0/0															
09/26	at KC	W	0/0															
10/04	LV																	
10/10	Cle																	
10/17	at Bal																	
10/31	NE																	
11/07	at Phi																	
11/14	Min																	
11/21	Pit																	
11/28	at Den																	
12/05	at Cin																	
12/12	NYG																	
12/16	KC																	
12/26	at Hou																	
01/02	Den																	
01/09	at LV																	
'21 TOTALS				2-1	1/1	1	1	0	0.0	0	1	0	0	0	0	0	0	0

JUSTIN JONES NFL STATISTICS

Year	Team	GP	GS	— Tackles —					Yds	TFL	— Interceptions —					— Fumbles —			
				Total	Solo	Asst	Sacks	Yds			No.	Yds	Lg	TD	PD	FF	FR	Yds	ST Tackles
2018	Los Angeles Chargers	15	0	17	7	10	0.5	3.5	0	0	0	0	0	0	0	0	0	0	
2019	Los Angeles Chargers	12	12	30	18	12	0.0	0	2	0	0	0	1	1	0	0	0		
2020	Los Angeles Chargers	13	12	34	19	15	1.0	5	5	0	0	0	0	0	0	0	0		
2021	Los Angeles Chargers	1	1	1	1	0	0.0	0	1	0	0	0	0	0	0	0	0		
NFL Totals		41	25	82	45	37	1.5	8.5	8	0	0	0	1	1	0	0	0		
POSTSEASON																			
Year	Team	GP	GS	— Tackles —					Yds	TFL	— Interceptions —					— Fumbles —			
				Total	Solo	Asst	Sacks	Yds			No.	Yds	Lg	TD	PD	FF	FR	Yds	ST Tackles
2018	Los Angeles Chargers	2	2	6	3	3	1.0	3	1	0	0	0	0	0	0	0	0		
Postseason Totals		2	2	6	3	3	1.0	3	1	0	0	0	0	0	0	0	0		



LINVAL JOSEPH ⚡ 98

DEFENSIVE LINE | EAST CAROLINA

6-4 | 329 lbs | CHRISTIANSTED, U.S. VIRGIN ISLANDS

FREE AGENT — 2019

EXPERIENCE: 12TH NFL SEASON

2ND YEAR WITH CHARGERS

2021: A stalwart in the middle of the Chargers defense, anchored the front in all three starts in 2021...Amassed 14 tackles (six solo) through the first three weeks, helping the Bolts start the season with a 2-0 road record and divisional win at Kansas City in Week 3...**at Washington (Sept. 12):** Secured three tackles (one solo) including a tackle for loss on a run stuff with teammate OLB Joey Bosa...Helped the defense hold Washington to 20 points, earning a road victory in the season opener...**vs. Dallas (Sept. 19):** Logged three tackles (two solo) in the home opener against the Cowboys...Stopped RB Ezekiel Elliott on a second-and-five in the fourth quarter to force a third-and-one...**at Kansas City (Sept. 26):** Totaled eight tackles (three solo) in a winning effort at Kansas City, his most in a single game since 2018 and most since joining the Chargers in 2020...Helped anchor a defensive unit that held Chiefs QB Patrick Mahomes to 5.9 yards per attempt, the third-lowest output of his career, as the unit forced four Chiefs turnovers, the most takeaways by the Bolts in a single game since 2018 (Week 17).

2021, LOS ANGELES CHARGERS

Date	Opp.	Res.	Games		Tackles					Interceptions					Fumbles			
			P/S	Tot	So	As	Sk	Yd	TFL	No.	Yd	Lg	TD	PD	FF	FR		
09/12	at Was	W	1/1	3	1	2	0.0	0	1	0	0	—	0	0	0	0	0	
09/19	Dal	L	1/1	3	2	1	0.0	0	1	0	0	—	0	0	0	0	0	
09/26	at KC	W	1/1	8	3	5	0.0	0	0	0	0	—	0	0	0	0	0	
10/04	LV																	
10/10	Cle																	
10/17	at Bal																	
10/31	NE																	
11/07	at Phi																	
11/14	Min																	
11/21	Pit																	
11/28	at Den																	
12/05	at Cin																	
12/12	NYG																	
12/16	KC																	
12/26	at Hou																	
01/02	Den																	
01/09	at LV																	
'21 TOTALS	2-1	3/3		14	7	8	0.0	0	2	0	0	—	0	0	0	0	0	0

LINVAL JOSEPH NFL STATISTICS

Year	Team	GP	GS	— Tackles —					— Interceptions —					— Fumbles —				
				Total	Solo	Asst	Sacks	Yds	TFL	No.	Yds	Lg	TD	PD	FF	FR	Yds	ST Tackles
2010	New York Giants	6	0	8	6	2	0.0	0	1	0	0	—	0	0	0	0	0	0
2011	New York Giants	16	15	49	34	15	2.0	15	4	0	0	—	0	4	0	0	0	
2012	New York Giants	16	16	59	33	26	4.0	17	5	0	0	—	0	0	1	2	16	
2013	New York Giants	15	15	59	34	25	3.0	26	8	0	0	—	0	0	1	1	0	
2014	Minnesota	16	16	37	28	19	3.0	23	5	0	0	—	0	1	0	0	0	
2015	Minnesota	12	12	56	42	14	0.5	4	7	0	0	—	0	1	1	0	0	
2016	Minnesota	16	16	77	37	40	4.0	21.5	5	0	0	—	0	0	3	0	0	
2017	Minnesota	16	16	68	40	28	3.5	23.5	5	0	0	—	0	0	0	1	0	
2018	Minnesota	15	15	58	36	22	1.0	15	4	0	0	—	0	0	1	1	64	
2019	Minnesota	13	13	44	26	18	3.0	23	6	0	0	—	0	0	1	0	0	
2020	Los Angeles Chargers	16	16	62	33	29	0.0	0	3	0	0	—	0	0	0	0	0	
2021	Los Angeles Chargers	3	3	14	7	8	0.0	0	1	0	0	—	0	0	0	0	0	
NFL Totals		160	153	593	355	246	24.0	168	54	0	0	—	0	6	8	5	80	0

Year	Team	GP	GS	— Tackles —					— Interceptions —					— Fumbles —				
				Total	Solo	Asst	Sacks	Yds	TFL	No.	Yds	Lg	TD	PD	FF	FR	Yds	ST Tackles
2012	New York Giants	2	0	10	5	5	0.0	0	0	0	0	—	0	1	0	0	0	0
2015	Minnesota	2	0	3	2	1	0.0	0	0	0	0	—	0	0	0	0	0	0
2017	Minnesota	2	2	9	6	3	0.0	0	2	0	0	—	0	0	0	0	0	0
2019	Minnesota	2	2	10	5	5	0.0	0	0	0	0	—	0	0	0	0	0	0
Postseason Totals		9	9	32	18	14	0.0	0	2	0	0	—	0	1	0	0	0	0



JOSHUA KELLEY ⚡ 27

RUNNING BACK | UCLA

5-11 | 212 lbs | LANCASTER, CALIF.

DRAFT 4 — 2020

EXPERIENCE: 2ND NFL SEASON

2ND YEAR WITH CHARGERS

2021: Inactive (healthy scratch) from Weeks 1-3...at Washington
(Sept. 12): Inactive (healthy scratch).

Date	Opp.	Res.	Games		Rushing					Receiving					Scrim	
			P/S		Att	Yds	Avg.	Lg	TD	No.	Yds	Avg.	Lg	TD	Yds	
09/12	at Was	W	0/0													
09/19	Dal	L	0/0													
09/26	at KC	W	0/0													
10/04	LV															
10/10	Cle															
10/17	at Bal															
10/31	NE															
11/07	at Phi															
11/14	Min															
11/21	Pit															
11/28	at Den															
12/05	at Cin															
12/12	NYG															
12/16	KC															
12/26	at Hou															
01/02	Den															
01/07	at LV															
'21 TOTALS			2-1	0/0	0	0	-	-	0	0	0	-	-	0	0	0

JOSHUA KELLEY NFL STATISTICS

Year	Team	GP	GS	— Rushing —					— Receiving —					— Scrimmage —
				Att	Yds	Avg.	Lg	TD	No.	Yds	Avg.	Lg	TD	Yards
2020	Los Angeles Chargers	14	0	111	354	3.2	33	2	23	148	6.4	35	0	502
2021	Los Angeles Chargers	0	0	0	0	—	—	0	0	0	—	—	0	0
NFL Totals		14	0	111	354	3.2	33	2	23	148	6.4	35	0	502

Year	Team	No.	— Kickoff Returns —				— Punt Returns —				— All-Purpose —		
			Yds	Avg.	Lg	TD	No.	FC	Yds	Avg.	Lg	TD	Yards
2020	Los Angeles Chargers	2	39	19.5	21	0	0	0	0	—	—	0	541
NFL Totals		2	39	19.5	21	0	0	0	0	-	-	0	541



COREY LINSLEY ⚡ 63

CENTER | OHIO STATE

6-3 | 301 lbs | BOARDMAN, OHIO

UFA (GB) — 2021

EXPERIENCE: 8th NFL SEASON

1st YEAR WITH CHARGERS

2021: Started all three games at C, remaining one of four offensive linemen to play 100 percent of the team's offensive snaps thus far this season...**at Washington (Sept. 12):** Started the season opener at C...Saw action on all 81 of the Chargers' offensive snaps, helping keep QB Justin Herbert clean as the second-year signal caller logged his ninth-career 300-yard passing performance, helping the Bolts secure a Week 1 victory...**vs. Dallas (Sept. 19):** In his first home start as a member of the Bolts, started at C and helped protect Justin Herbert totaled 338 yards passing to secure his 10th career 300-yard performance, tying the NFL record for most outings of the like through a player's first two seasons...**at Kansas City (Sept. 26):** Started at C, helping secure the Bolts' second road win, and first AFC West Division victory, of the 2021 slate... Kept Justin Herbert clean as the signal-caller orchestrated his second come-from-behind fourth-quarter victory behind a four-TD effort.

COREY LINSLEY NFL GAMES

Year	Team	GP	GS
2014	Green Bay	16	16
2015	Green Bay	13	13
2016	Green Bay	9	9
2017	Green Bay	16	16
2018	Green Bay	16	16
2019	Green Bay	16	16
2020	Green Bay	13	13
2021	Los Angeles Chargers	3	3
NFL Totals		102	102

POSTSEASON			
Year	Team	GP	GS
2014	Green Bay	2	2
2015	Green Bay	2	2
2016	Green Bay	3	3
2019	Green Bay	2	2
2020	Green Bay	2	2
Postseason Totals		11	11

*On Reserve/PUP for first seven games of 2016 season.
On Reserve/Injured for three games during 2020 season.*



TY LONG ⚡ 1

PUNTER | ALABAMA-BIRMINGHAM

6-2 | 205 lbs | ROSWELL, GA.

FREE AGENT — 2019

EXPERIENCE: 3RD NFL SEASON

3RD YEAR WITH CHARGERS

2021: Through three games, has punted six times to register an average of 44.3 yards per punt (39.5 net avg.), placing two inside of the opponents' 20-yard line...**at Washington (Sept. 12):** Opened the season with a 47.0-yard average on two punts with a long of 47 in a Week 1 winning effort on the road...**vs. Dallas (Sept. 19):** Did not register a punt after the team's lone punt attempt was wiped away due to a Cowboys penalty...**at Kansas City (Sept. 26):** Logged a season-high four punts for an average of 43.0 yards per attempt (41.3 net) with a long of 55 yards...Placed two punts inside of Kansas City's 20-yard line, as the punt coverage unit held the Chiefs to just seven yards on two returns.

2021, LOS ANGELES CHARGERS

Date	Opp.	Res.	GP	No.	Gross				In20	Net Yds	Net Avg.	Blk.	Ret.	Yds	
					Yds	Avg.	Lg	TB							
09/12	at Was	W	1	2	94	47.0	47	0	0	72	36.0	0	2	22	
09/19	Dal	L	1	0	0	0.0	—	0	0	0	0.0	0	0	0	
09/27	at KC	W	1	4	172	43.0	55	0	2	165	41.3	0	2	7	
10/04	LV														
10/10	Cle														
10/17	at Bal														
10/31	NE														
11/07	at Phi														
11/14	Min														
11/21	Pit														
11/28	at Den														
12/05	at Cin														
12/12	NYG														
12/16	KC														
12/26	at Hou														
01/02	Den														
01/09	at LV														
'21 TOTALS			2-1	3	6	266	30.0	55	0	2	237	39.5	0	4	29

TY LONG NFL STATISTICS

Year	Team	GP	No.	— Gross —			— Opponent —		Net Avg.	In 20	TB	FC	Block
				Yards	Avg.	Lg	Ret	Yards					
2019	Los Angeles Chargers	16	48	2,256	47.0	60	33	252	40.9	17	2	8	0
2020	Los Angeles Chargers	16	57	2,669	46.8	63	37	564	34.1	12	3	8	3
2021	Los Angeles Chargers	3	3	266	43.0	55	2	29	41.3	2	0	0	0
NFL Totals		35	108	5,191	45.6	63	74	845	37.2	31	5	16	3

Year	Team	FG	FGA	Pct.	Lg	Blk	— PAT —			Block	— Total — Points
							XP	XPA	Pct.		
2019	Los Angeles Chargers	7	9	77.8	51	0	9	9	100.0	0	30
NFL Totals		7	9	77.8	51	0	9	9	100.0	0	30

Year	Team	— 0-19 Yards —			— 20-29 Yards —			— 30-39 Yards —			— 40-49 Yards —			— 50+ Yards —		
		FG	FGA	Pct.	FG	FGA	Pct.	FG	FGA	Pct.	FG	FGA	Pct.	FG	FGA	Pct.
2019	Los Angeles Chargers	0	0	—	0	0	—	2	3	66.7	4	5	80.0	1	1	100.0
NFL Totals		0	0	—	0	0	—	2	3	66.7	4	5	80.0	1	1	100.0



TREY MARSHALL ⚡ 36

DEFENSIVE BACK | FLORIDA STATE

6-0 | 207 lbs | LAKE CITY, FLA.

WAIVERS (DEN) — 2021

EXPERIENCE: 3RD NFL SEASON

1ST YEAR WITH CHARGERS

2021: After being listed as inactive (healthy scratch) in Week 1, served as a significant contributor in the kicking game in Weeks 2 and 3...**at Washington (Sept. 12):** Inactive (healthy scratch)...**vs. Dallas (Sept. 19):** Contributed on special teams, while seeing action on one defensive snap...**at Kansas City (Sept. 26):** Contributed on one snap defensively, while continuing to provide support on special teams.

2020: Saw action in 12 contests for Denver, primarily contributing on special teams...Registered six tackles on special teams, matching his 2019 output in the kicking game.

2019: Appeared in all 16 games in his second season with the Broncos, starting the final two outings at SS...Amassed 19 tackles (13 solo), forcing one fumble and recovering another defensively... Added a recovered fumble on special teams, providing support on punt coverage... Logged six special teams tackles, a career-best... **at Green Bay (Sept. 22):** Recorded two stops (one solo) against the Packers...**vs. Jacksonville (Sept. 29):** While providing support on punt return, displayed alertness by landing on a Broncos fumble, ensuring that Denver retains possession...**vs. Detroit (Dec. 22):** In his first career start, led the Broncos with nine tackles (five solo) in a winning effort...**vs. Oakland (Dec. 29):** Closed out the season with seven tackles in a divisional win over the Raiders, totaling a career-high six solo stops...On third-and-five in the second quarter, forced the ball away from Raiders WR Marcell Ateman, corralled the ball, then returned the takeaway 12 yards for his first career defensive forced fumble and fumble recovery, leading to a Broncos touchdown on the ensuing possession.

2019: In his first NFL season, logged two game appearances... After signing with Denver as an undrafted free agent following the 2018 NFL Draft, spent the first 14 weeks of the regular season on the practice squad, before being activated prior to Denver's Week 15 loss to Cleveland...**vs. Cleveland (Dec. 15):** Made NFL debut.

COLLEGE: Started 24 out of 28 career game appearances at Florida State (2014-17)...Over four seasons, totaled 135 tackles (81 solo), six passes defended and one sack...Received the starting nod in 11 out of 12 outings as a junior in 2016, ranking third on the Seminoles with 58 tackles (40 solo)...Against No. 3 Clemson, led Florida State with 11 tackles...Started seven of nine outings as a senior in 2017, logging 44 stops (21 solo) and one pass defended... Started six games as a sophomore in 2015 before missing the remainder of the season due to injury, earning the Atlantic Coast Conference's Defensive Back of the Week recognition following an 11-tackle performance against Wake Forest...Appeared in 11 games as a true freshman in 2014, contributing on defense and on special teams.

2021, LOS ANGELES CHARGERS

Date	Opp.	Res.	Games P/S	Tackles				Yd	TFL	Interceptions				Fumbles			
				Tot	So	As	Sk			No.	Yd	Lg	TD	PD	FF	FR	
09/12	at Was	W	0/0	— Inactive —													
09/19	Dal	L	1/0	0	0	0	0.0	0	0	0	0	—	0	0	0	0	
09/26	at KC	W	1/0	0	0	0	0.0	0	0	0	0	—	0	0	0	0	
10/04	LV																
10/10	Cle																
10/17	at Bal																
10/31	NE																
11/07	at Phi																
11/14	Min																
11/21	Pit																
11/28	at Den																
12/05	at Cin																
12/12	NYG																
12/16	KC																
12/26	at Hou																
01/02	Den																
01/09	at LV																
'21 TOTALS				2-1	2/0	0	0	0	0.0	0	0	0	0	—	0	0	0

PERSONAL: Given name Trey Marshall...Born in Lake City, Fla. ... **High School:** Attended Columbia High School in Lake City, Fla. ... Earned first-team all-state honors as a junior in 2012...Despite missing part of the 2013 season due to injury, returned to the lineup and helped Columbia reach the Florida Class 6A Regional Semifinals.

CAREER TRANSACTIONS

- 2018** Signed by Denver Broncos as undrafted free agent, May 1...Waived by Broncos, Sept. 1...Signed by Broncos to practice squad, Sept. 2...Signed to active roster, Dec. 11.
- 2020** Re-signed by Broncos as exclusive rights free agent, April 17.
- 2021** Re-signed by Broncos as exclusive rights free agent, May 18...Waived by Broncos, Aug. 31...Claimed off waivers from Denver, Sept. 1.

TREY MARSHALL NFL STATISTICS

Year	Team	GP	GS	– Tackles –					– Interceptions –					– Fumbles –			ST Tackles			
				Total	Solo	Asst	Sacks	Yds	TFL	No.	Yds	Lg	TD	PD	FF	FR		Yds		
2018	Denver	2	0	0	0	0	0.0	0	0	0	0	–	0	0	0	0	0	0	0	0
2019	Denver	16	2	19	13	6	0.0	0	0	0	0	–	0	0	1	2	0	0	0	6
2020	Denver	12	0	0	0	0	0.0	0	0	0	0	–	0	0	0	0	0	0	0	6
2021	Los Angeles Chargers	3	0	0	0	0	0.0	0	0	0	0	–	0	0	0	0	0	0	0	0
NFL Totals		33	2	19	13	6	0.0	0	0	0	0	–	0	0	1	2	0			12



TRE' MCKITTY ⚡ 88

TIGHT END | GEORGIA

6-4 | 246 lbs | WESLEY CHAPEL, FLA.

DRAFT 3b — 2021

EXPERIENCE: ROOKIE

2021: Inactive (healthy scratch) from Weeks 1-3...at Washington
(Sept. 12): Inactive (healthy scratch).

2021, LOS ANGELES CHARGERS														
Date	Opp.	Res.	Games		Receiving				Rushing				Scrim	
			P/S	No.	Yds	Avg.	Lg	TD	Att	Yds	Avg.	Lg	TD	Yds
09/12	at Was	W	0/0		- Inactive -									
09/19	Dal	L	0/0		- Inactive -									
09/26	at KC	W	0/0		- Inactive -									
10/04	LV													
10/10	Cle													
10/17	at Bal													
10/31	NE													
11/07	at Phi													
11/14	Min													
11/21	Pit													
11/28	at Den													
12/05	at Cin													
12/12	NYG													
12/16	KC													
12/26	at Hou													
01/02	Den													
01/07	at LV													
'21 TOTALS			2-1	0/0	0	0	-	-	0	0	0	-	-	0

TRE' MCKITTY NFL STATISTICS

Year	Team	GP	GS	No.	- Receiving -				Att	- Rushing -				- Scrimmage -
					Yds	Avg.	Lg	TD		Yds	Avg.	Lg	TD	Yards
2021	Los Angeles Chargers	0	0	0	0	-	-	0	0	0	-	-	0	0
NFL Totals		0	0	0	0	-	-	0	0	0	-	-	0	0



KENNETH MURRAY JR. ⚡ 9

LINEBACKER | OKLAHOMA

6-2 | 241 lbs | HOUSTON, TEXAS

DRAFT 1b — 2020

EXPERIENCE: 2ND NFL SEASON

2ND YEAR WITH CHARGERS

2021: Paced the Chargers with a team-high nine tackles (five solo) in the season-opening win at Washington, totaling 20 tackles (12 solo) through the first three weeks...**at Washington (Sept. 12):** Secured a team-high nine tackles (five solo) starting at LB in the center of the Bolts defense...Helped anchor a defensive unit that held Washington to just 133 yards passing...**vs. Dallas (Sept. 19):** Secured eight tackles (five solo) in the home opener... On Dallas' second series of the fourth quarter, dropped Cowboys RB Ezekiel Elliott for a loss of one yard to register his first tackle for loss of the season...**at Kansas City (Sept. 26):** Started at LB, notching three tackles (two solo)...Helped anchor a defensive unit that held Chiefs QB Patrick Mahomes to 5.9 yards per attempt, the third-lowest output of his career, as the unit forced four Chiefs turnovers, the most takeaways by the Bolts in a single game since 2018 (Week 17).

Date	Opp.	Res.	Games		Tackles					Interceptions					Fumbles			
			P/S	Tot	So	As	Sk	Yd	TFL	No.	Yd	Lg	TD	PD	FF	FR		
09/12	at Was	W	1/1	9	5	4	0.0	0	0	0	0	0	0	0	0	0	0	
09/19	Dal	L	1/1	7	5	2	0.0	0	1	0	0	0	0	0	0	0	0	
09/26	at KC	W	1/1	3	2	1	0.0	0	0	0	0	0	0	0	0	0	0	
10/04	LV																	
10/10	Cle																	
10/17	at Bal																	
10/31	NE																	
11/07	at Phi																	
11/14	Min																	
11/21	Pit																	
11/28	at Den																	
12/05	at Cin																	
12/12	NYG																	
12/16	KC																	
12/26	at Hou																	
01/02	Den																	
01/09	at LV																	
'21 TOTALS				2-1	3/3	19	12	7	0.0	0	1	0	0	0	0	0	0	0

KENNETH MURRAY JR. NFL STATISTICS

Year	Team	GP	GS	— Tackles —					Yds	TFL	— Interceptions —					— Fumbles —			ST Tackles
				Total	Solo	Asst	Sacks	No.			Yds	Lg	TD	PD	FF	FR	Yds		
2020	Los Angeles Chargers	16	16	107	68	39	1.0	4	5	0	0	—	0	3	0	0	0	0	0
2021	Los Angeles Chargers	3	3	19	12	7	0.0	0	1	0	0	—	0	0	0	0	0	0	0
NFL Totals		19	19	126	80	46	1.0	4	6	0	0	—	0	3	0	0	0	0	0



GABE NABERS ⚡ 40

FULLBACK | FLORIDA STATE

6-3 | 235 lbs | HAHIRA, GA.

FREE AGENT — 2020

EXPERIENCE: 2ND NFL SEASON

2ND YEAR WITH CHARGERS

2021: Continued to provide reliable assistance on offense and in the kicking game...Recorded a career-high two receptions for 11 yards (5.5 avg.) in the Week 3 win at Kansas City...**at Washington (Sept. 12):** Saw action on offense and on special teams...On fourth-and-one in the second quarter, plunged forward for a two-yard gain and fresh set of downs for the Chargers offense, leading to an eventual Week 1 Bolts win...**vs. Dallas (Sept. 19):** Continued to provide support offensively and on special teams...**at Kansas City (Sept. 26):** Hauled in two catches for 11 yards (5.5 avg.) with a long of eight yards...Helped Justin Herbert orchestrate his second come-from-behind fourth-quarter victory behind a four-TD effort

2021, LOS ANGELES CHARGERS																
Date	Opp.	Res.	Games		Rushing					Receiving				Scrim Yds		
			P/S	Att	Yds	Avg.	Lg	TD	No.	Yds	Avg.	Lg	TD			
09/12	at Was	W	1/0	1	2	2.0	2	0	0	0	—	—	0	2		
09/19	Dal	L	1/0	0	0	—	—	0	0	0	—	—	0	0		
09/26	at KC	W	1/0	0	0	—	—	0	2	11	5.5	8	0	8		
10/04	LV															
10/10	Cle															
10/17	at Bal															
10/31	NE															
11/07	at Phi															
11/14	Min															
11/21	Pit															
11/28	at Den															
12/05	at Cin															
12/12	NYG															
12/16	KC															
12/26	at Hou															
01/02	Den															
01/07	at LV															
'21 TOTALS				2-1	3/0	1	2	2.0	2	0	2	11	5.5	8	0	10

GABE NABERS NFL STATISTICS

Year	Team	GP	GS	Att	— Rushing —				No.	— Receiving —				— Scrimmage — Yards
					Yds	Avg.	Lg	TD		Yds	Avg.	Lg	TD	
2020	Los Angeles Chargers	16	5	2	7	3.5	4	0	5	25	5.0	9	2	32
2021	Los Angeles Chargers	3	0	1	2	2.0	2	0	2	11	5.5	8	0	10
NFL Totals		19	5	3	9	3.0	4	0	7	36	5.1	9	2	44



NICK NIEMANN ⚡ 31

LINEBACKER | IOWA

6-3 | 244 lbs | SYCAMORE, ILL.

DRAFT 6a — 2021

EXPERIENCE: ROOKIE

2021: Primarily contributed on special teams through the first three weeks...In his first career NFL game, contributed on special teams to help the Bolts secure a season-opening victory...**at Washington (Sept. 12):** Logged 16 special teams plays in his NFL debut, securing a tackle on kickoff coverage...**at Dallas (Sept. 19):** Secured his second special teams tackle, logging the stop on the game's opening kickoff...**at Kansas City (Sept. 26):** Continued to contribute on special teams.

2021, LOS ANGELES CHARGERS																	
Date	Opp.	Res.	Games P/S	Tackles					Interceptions					Fumbles			
				Tot	So	As	Sk	Yd	TFL	No.	Yd	Lg	TD	PD	FF	FR	
09/12	at Was	W	1/0	0	0	0	0.0	0	0	0	0	0	0	0	0	0	0
09/19	Dal	L	1/0	0	0	0	0.0	0	0	0	0	0	0	0	0	0	0
09/26	at KC	W	1/0	0	0	0	0.0	0	0	0	0	0	0	0	0	0	0
10/04	LV																
10/10	Cle																
10/17	at Bal																
10/31	NE																
11/07	at Phi																
11/14	Min																
11/21	Pit																
11/28	at Den																
12/05	at Cin																
12/12	NYG																
12/16	KC																
12/26	at Hou																
01/02	Den																
01/09	at LV																
'21 TOTALS			2-1	3/0	0	0	0	0.0	0	0	0	0	0	0	0	0	0

NICK NIEMANN NFL STATISTICS

Year	Team	GP	GS	— Tackles —					Yds	TFL	— Interceptions —					— Fumbles —			
				Total	Solo	Asst	Sacks	Yds			No.	Yds	Lg	TD	PD	FF	FR	Yds	ST Tackles
2021	Los Angeles Chargers	3	0	0	0	0	0.0	0	0	0	0	0	0	0	0	0	0	0	2
NFL Totals		3	0	0	0	0	0.0	0	0	0	0	0	0	0	0	0	0	0	2



STORM NORTON ⚡ 74

TACKLE | TOLEDO

6-7 | 317 lbs | TOLEDO, OHIO

FREE AGENT — 2020

EXPERIENCE: 2ND NFL SEASON

2ND YEAR WITH CHARGERS

2021: After appearing in relief of T Bryan Bulaga in the second half of the season opener, has not missed a snap at RT, helping the Bolts start the season with a 2-1 overall mark, going 2-0 on the road and securing their first divisional win of 2021 in Week 3 at Kansas City...**at Washington (Sept. 12):** Stepped in at RT for the second half and did not allow a sack of QB Justin Herbert, who went on to record his ninth-career 300-yard performance as the Bolts started the season 1-0...Also contributed on field goal protection...**vs. Dallas (Sept. 19):** In his first start of the season, started at RT and helped protect Justin Herbert totaled 338 yards passing to secure his 10th career 300-yard performance, tying the NFL record for most outings of the like through a player's first two seasons...**at Kansas City (Sept. 26):** Started at RT, helping secure the Bolts' second road win, and first AFC West Division victory, of the 2021 slate...Kept Justin Herbert clean as the signal-caller orchestrated his second come-from-behind fourth-quarter victory behind a four-TD effort.

STORM NORTON NFL GAMES

Year	Team	GP	GS
2018	Minnesota	1	0
2020	Los Angeles Chargers	6	3
2021	Los Angeles Chargers	3	2
NFL Totals		10	5



UCHENNA NWOSU ⚡ 42

OUTSIDE LINEBACKER | SOUTHERN CALIFORNIA
 6-2 | 251 lbs | CARSON, CALIF.
 DRAFT 2 — 2018
 EXPERIENCE: 4TH NFL SEASON
 4TH YEAR WITH CHARGERS

2021: Through three games, has amassed four tackles (two solo) and four quarterback hits on pass-rushing downs.....**at Washington (Sept. 12):** Secured one solo stop while also providing two quarterback hits...Logged his solo tackle in run support towards the end of the first quarter...Helped the defensive unit contain Washington's passing game, limiting Washington to just 133 net passing yards...**vs. Dallas (Sept. 19):** Secured two tackles in the home opener...**at Kansas City (Sept. 26):** Ran down Chiefs QB Patrick Mahomes on a scramble to secure his lone stop of the game...Helped anchor a defensive unit that held Patrick Mahomes to 5.9 yards per attempt, the third-lowest output of his career, as the unit forced four Chiefs turnovers, the most takeaways by the Bolts in a single game since 2018 (Week 17).

Date	Opp.	Res.	Games		Tackles					Interceptions					Fumbles			
			P/S	Tot	So	As	Sk	Yd	TFL	No.	Yd	Lg	TD	PD	FF	FR		
09/12	at Was	W	1/0	1	1	0	0.0	0	0	0	0	0	0	0	0	0	0	
09/19	Dal	L	1/1	2	0	2	0.0	0	0	0	0	0	0	0	0	0	0	
09/26	at KC	W	1/1	1	0	1	0.0	0	0	0	0	0	0	0	0	0	0	
10/04	LV																	
10/10	Cle																	
10/17	at Bal																	
10/31	NE																	
11/07	at Phi																	
11/14	Min																	
11/21	Pit																	
11/28	at Den																	
12/05	at Cin																	
12/12	NYG																	
12/16	KC																	
12/26	at Hou																	
01/02	Den																	
01/09	at LV																	
'21 TOTALS				2-1	3/1	4	1	3	0.0	0	0	0	0	0	0	0	0	0

UCHENNA NWOSU NFL STATISTICS

Year	Team	GP	GS	— Tackles —					— Interceptions —					— Fumbles —				
				Total	Solo	Asst	Sacks	Yds	TFL	No.	Yds	Lg	TD	PD	FF	FR	Yds	ST Tackles
2018	Los Angeles Chargers	16	3	18	12	6	3.5	15.5	3	0	0	—	0	1	0	0	0	10
2019	Los Angeles Chargers	16	3	27	21	6	2.0	18	5	0	0	—	0	1	1	0	0	4
2020	Los Angeles Chargers	13	4	30	17	13	4.5	26	5	0	0	—	0	2	0	0	0	3
2021	Los Angeles Chargers	3	2	4	1	3	0.0	0	0	0	0	—	0	0	0	0	0	0
NFL Totals		48	12	79	51	28	10.0	59.5	13	0	0	—	0	4	1	0	0	17
POSTSEASON				— Tackles —					— Interceptions —					— Fumbles —				
Year	Team	GP	GS	Total	Solo	Asst	Sacks	Yds	TFL	No.	Yds	Lg	TD	PD	FF	FR	Yds	ST Tackles
2018	Los Angeles Chargers	2	0	5	4	1	1.0	18	1	0	0	—	0	0	1	0	0	2
Postseason Totals		2	0	5	4	1	1.0	18	1	0	0	—	0	0	1	0	0	2



AMEN OGBONGBEMIGA ⚡ 57

LINEBACKER | OKLAHOMA STATE

6-0 | 231 lbs | CALGARY, ALBERTA, CANADA

FREE AGENT — 2021

EXPERIENCE: ROOKIE

2021: Inactive (healthy scratch) in Weeks 1 and 3...Made his NFL debut in Week 2 vs. Dallas, contributing on special teams...
at Washington (Sept. 12): Inactive (healthy scratch)...**vs. Dallas (Sept. 19):** In his first career NFL game, saw significant action on special teams...**at Kansas City (Sept. 26):** Inactive (healthy scratch).

2021, LOS ANGELES CHARGERS																		
Date	Opp.	Res.	Games		Tackles					Interceptions					Fumbles			
			P/S	Tot	So	As	Sk	Yd	TFL	No.	Yd	Lg	TD	PD	FF	FR		
09/12	at Was	W	0/0															
09/19	Dal	L	1/0	0	0	0	0.0	0	0	0	0	0	0	0	0	0	0	0
09/26	at KC	W	0/0															
10/04	LV																	
10/10	Cle																	
10/17	at Bal																	
10/31	NE																	
11/07	at Phi																	
11/14	Min																	
11/21	Pit																	
11/28	at Den																	
12/05	at Cin																	
12/12	NYG																	
12/16	KC																	
12/26	at Hou																	
01/02	Den																	
01/09	at LV																	
'21 TOTALS			2-1	1/0	0	0	0	0.0	0	0	0	0	0	0	0	0	0	0

AMEN OGBONGBEMIGA NFL STATISTICS

Year	Team	GP	GS	— Tackles —				Yds	TFL	— Interceptions —					— Fumbles —			ST Tackles	
				Total	Solo	Asst	Sacks			No.	Yds	Lg	TD	PD	FF	FR	Yds		
2021	Los Angeles Chargers	1	0	0	0	0	0.0	0	0	0	0	0	0	0	0	0	0	0	0
NFL Totals		1	0	0	0	0	0.0	0	0	0	0	0	0	0	0	0	0	0	0



MATT OVERTON ⚡ 54

LONG SNAPPER | WESTERN WASHINGTON

6-1 | 243 lbs | TRACY, CALIF.

FREE AGENT — 2021

EXPERIENCE: 9TH NFL SEASON

2ND YEAR WITH CHARGERS

2021: Handled all snapping responsibilities through the first three games, helping the Bolts secure a perfect divisional record with a 2-0 mark on the road...**at Washington (Sept. 12):** Proved reliable with perfect execution on two punt snaps, two field goal snaps and two PATs...**vs. Dallas (Sept. 19):** Remained consistent on all punt, field goal and extra point snaps, as the long punt attempt was wiped away by a Cowboys penalty...Executed two field goal snaps in the fourth quarter helped the Bolts tie the game on two occasions...**at Kansas City (Sept. 26):** Successfully executed all punt, field goal and extra point snaps...Provided the snap on K Tristan Vizcaino's fourth quarter 24-yard go-ahead field goal with 2:14 remaining in regulation...Added a tackle on punt coverage in the first quarter.

2020: Handled all snapping duties for the Titans over the final nine games of the regular season after signing to Tennessee's practice squad prior to Week 5...Elevated to the active roster prior to Week 9, helping the AFC South Division-champion Titans close out the regular season with a 6-3 mark...In Tennessee's Wild Card Round loss to the Ravens, provided reliable snaps to P Brett Kern who pinned four of his five punts inside of Baltimore's 20-yard line.

2019: Signed to the Chargers in Week 11 before subsequently being released prior to the Bolts' game against the Chiefs in Mexico City.

2018: Executed all snapping obligations for each of the Jaguars' final 11 games in 2018...**vs. Indianapolis (Dec. 2):** Logged a tackle on punt coverage against his former team, the Colts.

2017: Signed with Jacksonville after the start of training camp, ultimately appearing in nine contests for the eventual AFC South Division-champion Jaguars...In his nine outings, the Jaguars posted a 6-3 record...Sustained an injury in Jacksonville's Week 10 victory, subsequently being placed on Reserve/Injured.

2016: Appeared in all 16 games for Indianapolis, reaching 80-straight games played for the Colts...Logged one tackle on punt coverage in the Colts' Week 17 win at division-rival Jacksonville.

2015: Snapped in all 16 games for the fourth-straight season...Helped K Adam Vinatieri record his 18th career 100-point season, becoming the third player in NFL history to convert 500 field goals...Provided reliable in his snaps to P Pat McAfee, who ranked second in the NFL with a mark of 47.7 yards per punt, notching a 41.7-yard net average...**at Atlanta (Nov. 22):** Delivered the snap on Vinatieri's game-winning field goal over the Falcons, while also adding a stop on punt coverage.

MATT OVERTON NFL GAMES

Year	Team	GP
2012	Indianapolis	16
2013	Indianapolis	16
2014	Indianapolis	16
2015	Indianapolis	16
2016	Indianapolis	16
2017	Jacksonville	9
2018	Jacksonville	11
2020	Tennessee	9
2021	Los Angeles Chargers	3
NFL Totals		112

2014: Handled snapping duties in all 16 regular season games, as well as Indianapolis' three postseason contests, as the Colts won the AFC South Division and posted an 11-win season for the second-straight year...Provided reliable snaps on punt and field goal execution, as P Pat McAfee and K Adam Vinatieri both earned AP NFL All-Pro honors and Pro Bowl recognition...With his assistance, McAfee set single-season Colts records with his 42.8 net punting average and 30 punts downed inside of the opponent's 20-yard line, as Vinatieri connected on 30-of-31 field goal tries and was successful on all 50 PATs, notching 140 points scored on the season.

2013: Named to his first Pro Bowl after providing reliable snaps in all 16 regular season games, plus two postseason outings, for the division-champion Colts...Logged five special teams tackles.

2012: In his first NFL season, snapped in all 16 regular season games for the Colts, as well as Indianapolis' playoff game, registering a career-high six stops in punt coverage on the season...In his first career playoff game, handled snapping duties to P Pat McAfee who averaged 48.5 yards per punt with a long of 53 yards.

UNITED FOOTBALL LEAGUE (2010): Named the United Football League's top-10 players list in 2010...As an expansion team in the UFL in 2010, helped the Omaha Nighthawks claim victory in three of their first four games.

UFL (2009): Handled snapping responsibility on the 6-0 Florida Tuskers, helping the club reach the UFL Championship Game.

INDOOR FOOTBALL LEAGUE (2008): Handled snapping duties for the Tri-Cities Fever, which won four games and finished fifth in their division (NC West).

COLLEGE: Played two seasons at Western Washington (2005-06) after transferring from Diablo Valley College (2003-04)... Named team captain in his final season with Western Washington, handling snapping responsibilities and providing assistance along the defensive line.

PERSONAL: Given name Matthew Thomas Overton...Born in San Leandro, Calif. ...Founder/President of Pros 2 Youth, a non-profit organization based in his hometown of Tracy, Calif. ...Co-owner of Led By Pros Youth Football Academy in Omaha, Neb. with Maurice Clarett...Father, Tom Overton, played college football at Cal-State Hayward...Provided a once in a lifetime experience for Riley Hospital children by supplying suite tickets and limo transportation to a Justin Bieber concert in Indianapolis...Made several visits to patients at IU Simon Cancer Center and Riley Hospital and was a guest at the Race for Riley event...Practices real estate in Tennessee and Indiana...During his time with the Colts, served as a morning show personality on 95.5 WFMS The Country Station...**High School:** Attended Tracy (Calif.) High in Tracy, Calif., earning honorable mention San Joaquin Athletic Association All-Star as a senior.

CAREER TRANSACTIONS

- 2010** Signed by Seahawks as free agent, Feb. 10...Waived by Seahawks, March 15...Re-signed by Seahawks, April 28... Waived by Seahawks, Aug. 4.
- 2012** Signed by Indianapolis Colts as free agent, April 2.
- 2015** Signed contract extension, March 3.
- 2017** Released by Colts, May 1...Signed by Jacksonville Jaguars as free agent, Aug. 3.
- 2018** Re-signed by Jaguars as free agent, Oct. 12.
- 2019** Signed contract extension, March 7...Released by Jaguars, Sept. 1...Signed by Los Angeles Chargers as free agent, Nov. 15...Released by Chargers, Nov. 18.
- 2020** Signed by Tennessee Titans to practice squad, Oct. 12... Activated from practice squad, Nov. 7...Reverted to practice squad, Nov. 9...Activated from practice squad, Nov. 12...Reverted to practice squad, Nov. 13...Activated to practice squad, Nov. 21...Reverted to practice squad, Nov. 23...Signed to active roster, Nov. 28.
- 2021** Signed by Chargers as free agent, Aug. 16.



JOSHUA PALMER ⚡ 5

WIDE RECEIVER | TENNESSEE

6-1 | 210 lbs | BRAMPTON, ONTARIO, CANADA

DRAFT 3a — 2021

EXPERIENCE: ROOKIE

2021: Through three games, secured three catches for 38 yards (12.7 avg.) with a long of 17 yards...In his NFL debut, secured one catch for 17 yards to sustain a second-quarter drive for the Chargers, leading to an eventual season-opening victory...Secured a career-high two catches for 21 yards (10.5 avg.) in Week 2...**at Washington (Sept. 12):** Logged one catch for 17 yards (17.0 avg.) on first-and-10 to help sustain an 18-play scoring drive before the culmination of the first half...**vs. Dallas (Sept. 19):** Totaled two receptions for 21 yards (10.5 avg.) with a long of 16 yards in the home opener...Helped QB Justin Herbert record 338 yards passing, his 10th career 300-yard performance, which tied the NFL record for most outings of the like through a player's first two seasons...**at Kansas City (Sept. 26):** Contributed primarily on special teams, while logging 10 offensive snaps.

Date	Opp.	Res.	Games P/S	Receiving				Rushing				Scrim Yds				
				No.	Yds	Avg.	Lg	TD	Att	Yds	Avg.		Lg	TD		
09/12	at Was	W	1/0	1	17	17.0	17	0	0	0	—	—	0	17		
09/19	Dal	L	1/0	2	21	10.5	16	0	0	0	—	—	0	21		
09/26	at KC	W	1/0	0	0	0.0	0	0	0	0	—	—	0	0		
10/04	LV															
10/10	Cle															
10/17	at Bal															
10/31	NE															
11/07	at Phi															
11/14	Min															
11/21	Pit															
11/28	at Den															
12/05	at Cin															
12/12	NYG															
12/16	KC															
12/26	at Hou															
01/02	Den															
01/07	at LV															
'21 TOTALS				2-1	3/0	3	38	12.7	17	0	0	0	—	—	0	38

JOSHUA PALMER NFL STATISTICS

Year	Team	GP	GS	No.	— Receiving —				Att	— Rushing —				— Scrimmage — Yards
					Yds	Avg.	Lg	TD		Yds	Avg.	Lg	TD	
2021	Los Angeles Chargers	3	0	3	38	12.7	17	0	0	0	—	—	0	38
NFL Totals		2	0	3	38	12.7	17	0	0	0	—	—	0	38



DONALD PARHAM JR. ⚡ 89

TIGHT END | STETSON

6-8 | 237 lbs | LAKELAND, FLA.

FREE AGENT — 2020

EXPERIENCE: 2ND NFL SEASON

2ND YEAR WITH CHARGERS

2021: Hauled in first catch of the season, a 19-yard grab in the second quarter of the Week 3 win at Kansas City, leading to a Bolts touchdown two plays later...**at Washington (Sept. 12):** Saw action on 14 offensive snaps, helping provide protection for QB Justin Herbert as the second-year signal-caller registered his ninth-career 300-yard outing...**vs. Dallas (Sept. 19):** Contributed on offense and on special teams...**at Kansas City (Sept. 26):** Logged first catch of the season, a 19-yard reception in the second quarter, to move the chains and set up the Bolts offense for the first score of the game two plays later...Helped Justin Herbert orchestrate his second come-from-behind fourth-quarter victory behind a four-TD effort.

Date	Opp.	Res.	Games		Receiving				Rushing				Scrim			
			P/S	No.	Yds	Avg.	Lg	TD	Att	Yds	Avg.	Lg	TD	Yds		
09/12	at Was	W	1/0	0	0	—	—	0	0	0	—	—	0	0		
09/19	Dal	L	1/1	0	0	—	—	0	0	0	—	—	0	0		
09/26	at KC	W	1/1	1	12	19.0	19	0	0	0	—	—	0	0		
10/04	LV															
10/10	Cle															
10/17	at Bal															
10/31	NE															
11/07	at Phi															
11/14	Min															
11/21	Pit															
11/28	at Den															
12/05	at Cin															
12/12	NYG															
12/16	KC															
12/26	at Hou															
01/02	Den															
01/07	at LV															
'21 TOTALS				2-1	3/1	1	12	19.0	19	0	0	0	—	—	0	0

DONALD PARHAM JR. NFL STATISTICS

Year	Team	GP	GS	— Receiving —					— Rushing —					— Scrimmage —
				No.	Yds	Avg.	Lg	TD	Att	Yds	Avg.	Lg	TD	Yards
2020	Los Angeles Chargers	13	5	10	159	15.9	26	3	0	0	—	—	0	159
2021	Los Angeles Chargers	3	2	1	19	19.0	19	0	0	0	—	—	0	19
NFL Totals		16	7	11	178	16.2	26	3	0	0	—	—	0	178



TREY PIPKINS III ⚡ 79

TACKLE | SIOUX FALLS

6-6 | 307 lbs | APPLE VALLEY, MINN.

DRAFT 3 — 2019

EXPERIENCE: 3RD NFL SEASON

3RD YEAR WITH CHARGERS

2021: Through the first three games, remains reliable as an extra offensive linemen in certain personnel sub-packages, with consistent support on the field goal protection unit...**at Washington (Sept. 12):** Registered six offensive snaps as an extra lineman, while also helping to protect on the field goal unit, in the Week 1 victory...**vs. Dallas (Sept. 19):** Saw action on four offensive snaps...Continued to provide protection on the field goal unit, as K Tristan Vizcaino connected on two field goals in the second half to tie the game on two occasions...**at Kansas City (Sept. 26):** Logged a season-high nine offensive snaps as an extra offensive lineman...Remained consistent on the field goal protection unit, as Tristan Vizcaino nailed a 24-yard field goal try to tie the game in the fourth quarter, leading to QB Justin Herbert's second come-from-behind fourth-quarter win of the season.

TREY PIPKINS III NFL GAMES

Year	Team	GP	GS
2019	Los Angeles Chargers	13	3
2020	Los Angeles Chargers	13	5
2021	Los Angeles Chargers	3	0
NFL Totals		29	8



SCOTT QUESSNBERRY ⚡ 61

CENTER/GUARD | UCLA

6-3 | 310 lbs | LA COSTA, CALIF.

DRAFT 5 — 2018

EXPERIENCE: 4TH NFL SEASON

4TH YEAR WITH CHARGERS

2021: Proved reliable on the field goal protection unit through the first three weeks...**at Washington (Sept. 12):** Assisted on the field goal protection unit as K Tristan Vizcaino perfectly executed two field goal attempts and both of his PATs...**vs. Dallas (Sept. 19):** Continued to provide protection on the field goal unit, as K Tristan Vizcaino connected on two field goals in the second half to tie the game on two occasions...**at Kansas City (Sept. 26):** Remained consistent on the field goal protection unit, as Tristan Vizcaino nailed a 24-yard field goal try to tie the game in the fourth quarter, leading to QB Justin Herbert's second come-from-behind fourth-quarter win of the season.

SCOTT QUESSNBERRY NFL GAMES

Year	Team	GP	GS
2018	Los Angeles Chargers	15	0
2019	Los Angeles Chargers	16	9
2020	Los Angeles Chargers	16	0
2021	Los Angeles Chargers	3	0
NFL Totals		50	9
POSTSEASON			
Year	Team	GP	GS
2018	Los Angeles Chargers	2	0
Postseason Totals		2	0



LARRY ROUNTREE III ⚡ 35

RUNNING BACK | MISSOURI
 5-10 | 211 lbs | RALEIGH, N.C.
 DRAFT 6b — 2020
 EXPERIENCE: ROOKIE

2021: Through the first three weeks, has totaled 29 yards on 13 carries (2.2 avg.) with a long rush of 13 yards...Contributes on special teams, securing two kickoff returns for 37 yards (18.5 avg.) with a long of 20 yards...**at Washington (Sept. 12):** Logged eight carries for 27 yards (3.4 avg.) with a long of 13 yards in his NFL debut...Tallied his 13-yard first-down carry on Los Angeles' 10-play game-opening scoring drive, helping lead to the eventual season-opening win...**vs. Dallas (Sept. 19):** Hauled in first career reception (-1 yard) and added a rushing attempt (-1 yard), while helping Justin Herbert record 338 yards passing, his 10th career 300-yard performance, which tied the NFL record for most outings of the like through a player's first two seasons...**at Kansas City (Sept. 26):** On the ground, totaled four rushes for three yards (0.8 avg.)... Logged two kickoff returns for 37 yards (18.5 avg.) with a long return of 20 yards...Helped Justin Herbert orchestrate his second come-from-behind fourth-quarter victory behind a four-TD effort.

Date	Opp.	Res.	Games P/S	Rushing					Receiving				Scrim Yds			
				Att	Yds	Avg.	Lg	TD	No.	Yds	Avg.	Lg		TD		
09/12	at Was	W	1/0	8	27	3.4	13	0	0	0	—	—	0	27		
09/19	Dal	L	1/0	1	-1	-1.0	-1	0	1	-1	-1.0	-1	0	-2		
09/26	at KC	W	1/0	4	3	0.8	4	0	0	0	—	—	0	3		
10/04	LV															
10/10	Cle															
10/17	at Bal															
10/31	NE															
11/07	at Phi															
11/14	Min															
11/21	Pit															
11/28	at Den															
12/05	at Cin															
12/12	NYG															
12/16	KC															
12/26	at Hou															
01/02	Den															
01/07	at LV															
'21 TOTALS				2-1	3/0	13	29	2.2	13	0	1	-1	-1.0	-1	0	28

Year	Team	GP	GS	No.	— Receiving —				Att	— Rushing —				— Scrimmage — Yards
					Yds	Avg.	Lg	TD		Yds	Avg.	Lg	TD	
2021	Los Angeles Chargers	3	0	13	29	2.2	13	0	1	-1	-1.0	-1	0	28
NFL Totals		3	0	13	29	2.2	13	0	1	-1	-1.0	-1	0	28



CHRIS RUMPH II ⚡ 94

OUTSIDE LINEBACKER | DUKE

6-2 | 244 lbs | GAINESVILLE, FLA.

DRAFT 4 — 2021

EXPERIENCE: ROOKIE

2021: Appeared in all three games, primarily contributing on special teams and seeing action defensively...**at Washington (Sept. 12):** Saw action on one defensive snap with contributions primarily in the kicking game, logging 16 special teams snaps played...**vs. Dallas (Sept. 19):** Saw action on six defensive snaps, while continuing to add value in the kicking game...**at Kansas City (Sept. 26):** Saw action on a career-high 24 defensive snaps, logging two tackles (one solo)...Added one tackle on punt coverage...Helped anchor a defensive unit that held Chiefs QB Patrick Mahomes to 5.9 yards per attempt, the third-lowest output of his career, as the unit forced four Chiefs turnovers, the most takeaways by the Bolts in a single game since 2018 (Week 17).

2021, LOS ANGELES CHARGERS																		
Date	Opp.	Res.	Games		Tackles					Interceptions					Fumbles			
			P/S	Tot	So	As	Sk	Yd	TFL	No.	Yd	Lg	TD	PD	FF	FR		
09/12	at Was	W	1/0	0	0	0	0.0	0	0	0	0	0	0	0	0	0	0	
09/19	Dal	L	1/0	0	0	0	0.0	0	0	0	0	0	0	0	0	0	0	
09/26	at KC	W	1/0	2	1	1	0.0	0	0	0	0	0	0	0	0	0	0	
10/04	LV																	
10/10	Cle																	
10/17	at Bal																	
10/31	NE																	
11/07	at Phi																	
11/14	Min																	
11/21	Pit																	
11/28	at Den																	
12/05	at Cin																	
12/12	NYG																	
12/16	KC																	
12/26	at Hou																	
01/02	Den																	
01/09	at LV																	
'21 TOTALS				2-1	3/0	2	1	1	0.0	0	0	0	0	0	0	0	0	0

CHRIS RUMPH II NFL STATISTICS

Year	Team	GP	GS	— Tackles —					Yds	TFL	— Interceptions —					— Fumbles —			ST Tackles
				Total	Solo	Asst	Sacks	No.			Yds	Lg	TD	PD	FF	FR	Yds		
2021	Los Angeles Chargers	3	0	2	1	1	0.0	0	0	0	0	0	0	0	0	0	0	0	1
NFL Totals		3	0	2	1	1	0.0	0	0	0	0	0	0	0	0	0	0	0	1



ASANTE SAMUEL JR. ⚡ 26

CORNERBACK | FLORIDA STATE

5-11 | 180 lbs | FORT LAUDERDALE, FLA.

DRAFT 2 — 2021

EXPERIENCE: ROOKIE

2021: Through three starts, leads all NFL rookies with two interceptions and four passes defended...His two interceptions tie for the most by any Chargers defender through their first three games in franchise history, while he's the youngest player to record an interception (twice) in club annals.....**at Washington (Sept. 12):** Started at CB, logging four tackles (three solo), including a tackle for loss in run support...On LB Kyzir White's forced fumble deep in Washington territory, which led to a Chargers score, provided the initial hit on RB Antonio Gibson... On third-and-10 in the fourth quarter, provided coverage on WR Dyami Brown, dropping Brown on a loss of two yards and forcing Washington to settle for a field goal try...Provided coverage for a defensive unit that held Washington to 133 net passing yards in the season-opening win...**vs. Dallas (Sept. 19):** Picked off Cowboys QB Dak Prescott to secure his first career interception...Added three passes defended in coverage, along with four tackles (three solo)...**at Kansas City (Sept. 26):** Picked off Chiefs QB Patrick Mahomes for his second interception in as many weeks to lead all NFL rookies, ranking tied for second in the league...Added two tackles (one solo) in the road win at Kansas City...Helped anchor a defensive unit that held Mahomes to 5.9 yards per attempt, the third-lowest output of his career, as the unit forced four Chiefs turnovers, the most takeaways by the Bolts in a single game since 2018 (Week 17).

2021, LOS ANGELES CHARGERS																		
Date	Opp.	Res.	Games		Tackles					Interceptions					Fumbles			
			P/S	Tot	So	As	Sk	Yd	TFL	No.	Yd	Lg	TD	PD	FF	FR		
09/12	at Was	W	1/1	4	3	1	0.0	0	1	0	0	-	0	0	0	0		
09/19	Dal	L	1/1	4	3	1	0.0	0	0	1	26	-	0	3	0	0		
09/26	at KC	W	1/1	2	1	1	0.0	0	0	1	0	-	0	1	0	0		
10/04	LV																	
10/10	Cle																	
10/17	at Bal																	
10/31	NE																	
11/07	at Phi																	
11/14	Min																	
11/21	Pit																	
11/28	at Den																	
12/05	at Cin																	
12/12	NYG																	
12/16	KC																	
12/26	at Hou																	
01/02	Den																	
01/09	at LV																	
'21 TOTALS				2-1	3/3	10	7	3	0.0	0	1	2	26	26	0	4	0	0

ASANTE SAMUEL JR. NFL STATISTICS

Year	Team	GP	GS	— Tackles —				Yds	TFL	— Interceptions —					— Fumbles —			ST Tackles	
				Total	Solo	Asst	Sacks			No.	Yds	Lg	TD	PD	FF	FR	Yds		
2021	Los Angeles Chargers	3	3	10	7	3	0.0	0	1	2	26	26	0	4	0	0	0	0	0
NFL Totals		3	3	10	7	3	0.0	0	1	2	26	26	0	4	0	0	0	0	0



MICHAEL SCHOFIELD III ⚡ 72

GUARD/TACKLE | MICHIGAN

6-6 | 301 lbs | ORLAND PARK, ILL.

FREE AGENT — 2021

EXPERIENCE: 8TH NFL SEASON

4TH YEAR WITH CHARGERS

2021: Joined the Chargers prior to Week 2, seeing action in the Week 3 win at Kansas City...**vs. Dallas (Sept. 19):** Inactive (healthy scratch)...**at Kansas City (Sept 26):** Logged first action of the season with the Bolts, contributing on the field goal protection unit.

2020: Appeared in 11 games for the Carolina Panthers, logging three starting nods...Started the season at LG in each of Carolina's first two games...Started Week 17 at LT.

2019: Started all 16 games at RG, blocking for RB Austin Ekeler to become the second-ever Charger to post 100 yards rushing and receiving in a single game (Lionel James, 1985)...Paved the path for Ekeler to total the most yards from scrimmage by a RB over the first two games in a season in team annals with 287 yards and to post 100-plus scrimmage yards and a TD in three of the first four contests...Protected Rivers to move to No. 6 on the all-time passing yards list...**vs. Indianapolis (Sept. 8):** Blocked for Austin Ekeler to become the fifth player in the last decade to post 150-plus yards from scrimmage and three scrimmage TDs in a season opener...Kept Philip Rivers upright to throw for 333 yards and three TDs while completing 73.5 percent of his passes (121.3 rating)...Paved the way for a rushing attack that averaged 6.0 yards-per-attempt...Blocked LB Anthony Walker on a screen pass to Ekeler that ended up being a 55-yard TD...Threw a block on LB Darius Leonard to help Ekeler score a TD on a game-winning seven-yard carry...Blocked on two running plays for RB Justin Jackson to gain 20-plus yards...**at Detroit (Sept. 15):** Blazed the trail for another efficient rushing attack that posted 137 yards and a score on 5 attempts (5.5 avg.)...**at Miami (Sept. 29):** Kept Philip Rivers upright to throw for 310 yards and two TDs while registering a 131.9 pass rating, giving the Bolts a 29-0 record when Rivers eclipses a 130 rating...**vs. Denver (Oct. 6):** Kept Philip Rivers upright to find Austin Ekeler for a franchise-record 15 receptions... Played all 70 offensive snaps...**vs. Green Bay (Nov. 3):** Played all 71 offensive snaps after starting at RG...Part of a line that blocked for an offense to post 442 total net yards, including a season-high 159 on the ground...**at Oakland (Nov. 7):** Started at RG, appearing in the 70th game of his career while making career start No. 60...Played all 77 offensive snaps and four on special teams...**vs. Kansas City (Estadio Azteca, Nov. 18):** Played all 79 offensive snaps and four on special teams after starting at RG...Blocked for Philip Rivers to record his sixth 300-yard performance and for the offense to post 400-plus yards for the second time in three weeks...**at Jacksonville (Dec. 8):** Part of a line that blocked for the offense to post 525 total net yards, including 195 on the ground...Paved the way for Austin Ekeler to register over 100 yards rushing and 100 yards receiving, the second-ever Charger to do so (Lionel James, 1985)...Had a key block on CB A.J. Bouye on Ekeler's 84-yard TD catch-and-run while blocking CB D.J. Hayden on the play Ekeler eclipsed 100 receiving yards...**at Kansas City**

MICHAEL SCHOFIELD III NFL GAMES

Year	Team	GP	GS
2015	Denver	13	13
2016	Denver	16	16
2017	Los Angeles Chargers	15	5
2018	Los Angeles Chargers	16	16
2019	Los Angeles Chargers	16	16
2020	Carolina	11	3
2021	Los Angeles Chargers	1	0
NFL Totals		88	69

POSTSEASON

Year	Team	GP	GS
2015	Denver	3	3
2018	Los Angeles Chargers	2	2
Postseason Totals		5	5

(Dec. 29): Blocked for the offense to rush for over 100 yards while giving Philip Rivers time to complete 67.4 percent of his passes.

2018: Started all 16 games at RG...Part of a line that protected QB Philip Rivers to pass Hall of Fame QB Fran Tarkenton for the sixth-most career TD passes in NFL history and Hall of Fame QB John Elway for the eighth-most passing yards in league annals...Blocked for Rivers to pass Hall of Fame QB Terry Bradshaw and New York Giants QB Eli Manning to tie Hall of Fame QB Johnny Unitas for the 10th-most regular-season victories by a QB...Gave Rivers time to post two games with 400-plus yards, five with 300-plus yards and four three-TD contests...Protected Rivers to set a team mark with multiple TD passes in the first 12 games of the season and 13-straight contests dating back to 2017, becoming the fourth QB in history to have multiple TD passes in the first 12 games to open a season...Kept Rivers upright to post a passer rating of at least 90 in each of the first 14 games this season, becoming the third QB to do so in each of the first 14 games of a season in NFL history...Protected Rivers to post the most efficient game in NFL history, setting alltime marks for single-game consecutive completions (25) and single-game completion percentage with at least 20 pass attempts (96.6)...Blocked for the NFL's No. 11 offense, posting 372.6 yards-per-game...Paved the way for Gordon to record the first five-game streak with at least one scrimmage TD and 120-plus yards from scrimmage in a decade (RB Jamaal Charles, 2007)...Appeared on 75 special teams plays...Started at RG in both playoff games...Added eight plays on special teams in the postseason...**vs. Kansas City (Sept. 9):** Blocked for the offense to total a Week 1-high 541 net yards, including 123 on the ground...Protected Philip Rivers to throw for 424 yards and three TDs for a 103.7 passer rating...**at Buffalo (Sept. 16):** Kept Philip Rivers upright to complete 85.2 percent of his passes for 256 yards and three TDs (143.2 passer rating)...Blocked for RB Austin Ekeler to record a single-game career-high 77 rushing yards and for Melvin Gordon to match a career best with three total TDs (one rushing, two receiving)...

at Los Angeles Rams (Sept. 23): Protected Philip Rivers to throw for 226 yards and two TDs, registering a 105.7 passer rating... Blocked for an offense that posted 141 rushing yards on 20 carries (7.1 avg.)... Provided a sealing block for Austin Ekeler to post a game-long 32-yard carry in the third quarter... **vs. San Francisco (Sept. 30):** Blocked for Melvin Gordon to record his first 100-yard rushing game of the season, finishing with 104 yards... It marked the fourth-straight contest where the offense posted at least 100 rushing yards... Protected Philip Rivers to throw for three TDs... **at Cleveland (Oct. 14):** Started at RG and played 53 offensive snaps, marking his 50th game played and 40th start of his career... Paved the way for the offense to register 449 yards of offense including a season-high 246 on the ground, which was the most by a Chargers offense since 2008... Blocked for Melvin Gordon to post a single-game career high three rushing TDs, including a key block on Gordon's second TD of the day... Protected Philip Rivers to reach 15 TDs on the year, tying for the most of his career through the first six games of a season... **vs. Tennessee (Wembley Stadium, Oct. 21):** Provided time for Philip Rivers to throw two TDs and 306 yards, registering a 137.7 passer rating, his sixth rating of 100-plus for the year... The two TDs put Rivers at 17 for the season, tying for the most through the first seven games of a season in his career... **at Oakland (Nov. 11):** Blocked for Melvin Gordon to post 165 yards from scrimmage and a TD for the fifth-straight game, the longest streak since 2007 (Jamaal Charles)... Protected Philip Rivers to throw for two TDs and 223 yards (105.1 passer rating) for his eighth game of 2018 with a passer rating of 100-plus, good for the most of his career through nine games in a season... **vs. Denver (Nov. 18):** Provided time for Philip Rivers to throw for 401 yards, his 11th career 400-yard output, and two TDs, his team-record 11th-straight game with multiple TD passes (dating back to 2017)... Paved the way for Melvin Gordon to post his sixth-straight game with a east 120 yards from scrimmage... **vs. Arizona (Nov. 25):** Helped keep Philip Rivers upright to record the most efficient game in NFL history, setting all-time marks for single-game consecutive completions (25) and single-game completion percentage with at least 20 pass attempts (96.6)... Protected Rivers to become the fourth-ever QB to post multiple TD passes in each of the first 11 games to open a season, with the game marking the 56th three-TD game of Rivers' career... Part of a line that paved the way for a rushing attack to post 178 yards... **at Pittsburgh (Dec. 2):** Provided time for Philip Rivers to become the fourth QB in history to record 12-consecutive games to open a season with multiple TDs and the third QB ever to post 12-straight games to start a season with a 90-plus passer rating... Blocked for Rivers to record 299 passing yards and two TDs for a 115.4 passer rating on 26-of-36 passing (72.2 pct.)... Part of a line that blocked for a rushing attack that posted 83 yards on 13 attempts (6.4 avg.) in the second half... **at Baltimore (AFC Wild Card, Jan. 6):** Started at RG and playing all 73 offensive snaps... Blocked on a line that allowed just one sack to a Baltimore pass rush that had more than 40 on the season... **at New England (AFC Divisional, Jan. 13):** Part of a line that blocked for Philip Rivers to throw for a postseason single-game career-high 331 yards... Played all 71 snaps on offense after starting at RG.

2017: Started five games, including the 30th of his career, and appeared in 10 others... **vs. Kansas City (Sept. 24):** Saw his first action on offense in a Chargers uniform, registering the 30th start of his career... Opened the game at RT in place of injured T Joe Barksdale, playing all 73 snaps on offense... Added two snaps on special teams... **vs. Denver (Oct. 22):** Appeared on all 58 offensive snaps and three on special teams after opening the game at RT for his 35th career game played... Provided time for QB Philip Rivers to post 183 yards and two TDs on 15-of-26 passing (105.1 passer rating) for the QB's 100th career victory... **at New England (Oct. 29):** Started at RT, helping pave the way for Melvin Gordon to rush for a season-high 132 yards and an 87-yard TD on 14 carries (9.4 avg.)... Part of a line that blocked for the team to total 157 rushing yards, the second-most by the Chargers in a game since 2014 (208 vs. Tennessee, Nov. 6, 2016)... On the TD run, created

an edge with G Kenny Wiggins for Gordon to run off-tackle before taking it the rest of the way... **vs. Buffalo (Nov. 19):** Started at RT, joining G Dan Feeney and Kenny Wiggins as the only Chargers to play all 74 offensive snaps... Protected Philip Rivers and QB Kellen Clemens to throw for a combined 284 passing yards and two TDs for a 108.4 passer rating, including Rivers completing 20-of-32 passes (62.5 pct.) for 251 yards and two TDs (107.7 passer rating) through three quarters... It marked the fifth game of the season for Rivers with a passer rating above 100 and his fourth above 105... Blocked for Melvin Gordon and RB Austin Ekeler to combine for 120 rushing yards and two TDs on 26 carries (4.6 avg.)... Sealed off LB Preston Brown to open a hole for Gordon on a 20-yard run.

2016: Started all 16 games for the first time in his career at RG... Saw action at LT and RT... Paved the way for an offense that posted 143 points in the fourth quarter, good for No. 3 in the NFL... Blocked for a rushing attack that eclipsed 100 yards in seven games, including a season-high 190 in Week 7... **vs. Carolina (Sept. 8):** Started at RG and provided blocking for the offense to rush for 148 yards... **vs. Houston (Oct. 24):** Paved the way for a season-high 190-yard output in the running game... **at Jacksonville (Dec. 4):** Part of a line that blocked for 104 rushing yards, the third-straight week with 100-plus.

2015: Started all 13 games he appeared in at RT for the first starts of his career... Blocked for an offense that posted the eighth-most points (116) and the eighth-most rushing yards (487) in the fourth quarter... Part of an offense that ran for five TDs of 20-plus yards, tied for second-most in the NFL... Part of an offensive line that blocked for the offense to post 100-plus rushing yards in six of the final seven regular-season games... Opened all three postseason games at RT... **Awards:** Super Bowl 50 Champion... **vs. Baltimore (Sept. 13):** Made his NFL debut by starting at RT... **at Cleveland (Oct. 18):** Paved the way for an offense that put up 442 total yards, including 152 on the ground... **vs. Green Bay (Nov. 1):** Protected QB Peyton Manning to throw for 340 yards as the offense totaled 500 yards... **vs. San Diego (Jan. 3):** Opened at RT, helping the offense post season highs in total yards (503) and rushing yards (210)... **vs. Pittsburgh (AFC Divisional, Jan. 17):** Blocked for an offense that ran for 109 yards... Started at RT in his postseason debut... **vs. New England (AFC Championship, Jan. 24):** Started at RT in the first conference championship of his career... **vs. Carolina (Super Bowl 50, Feb. 7):** Opened his first Super Bowl at RT, helping with a block on a TD run by RB C.J. Anderson in the fourth quarter to seal the game.

2014: Spent the season on Denver's active roster, but did not dress for a game.

COLLEGE: Played four seasons (2010-13) at Michigan after redshirting in 2009... Played in all 52 possible games of his four-year career, starting 26 at RG and 10 at LG... Recorded 31 blocks resulting in a rushing TD during his three years (2011-13) as a starter... Part of an OL that allowed just 17 sacks as a senior, leading to his second-team All-Big Ten recognition... As a sophomore, blocked for a rushing offense that finished No. 2 in the Big Ten with 221.9 rushing yards per game, featuring two 1,000-yard rushers in QBs Denard Robinson and Fitzgerald Toussaint.

PERSONAL: Given name Michael Ross Schofield III... Last name is pronounced SKO-field... In the summer of 2018, married his wife, United States Women's Hockey forward Kendall Coyne Schofield, who won a gold medal with the team over Canada during the XXIII Olympic Winter Games in February 2018 in PyeongChang, South Korea... Earned a degree physical education from Michigan... **High School:** Was a consensus four-star recruit out of Carl Sandburg High in Orland Park, Ill. ... Started the last three years as an offensive lineman, allowing no sacks as a senior to earn the offense's Most Valuable Player award... Totaled 83 tackles on defense in 2008... Lettered four years in football and three in track & field.



RASHAWN SLATER ⚡ 70

TACKLE | NORTHWESTERN

6-4 | 315 lbs | SUGAR LAND, TEXAS

DRAFT 1 — 2021

EXPERIENCE: ROOKIE

2021: In his first NFL season, has started all three games at LT and is one of four Chargers offensive linemen to play 100 percent of the offensive snaps..**at Washington (Sept. 12):** Started the season opener at LT...Saw action on all 81 of the Chargers' offensive snaps, helping keep QB Justin Herbert clean as the second-year signal caller logged his ninth-career 300-yard passing performance, helping the Bolts secure a Week 1 victory..**vs. Dallas (Sept. 19):** In his first home start as a member of the Bolts, started at LT and helped protect Justin Herbert totaled 338 yards passing to secure his 10th career 300-yard performance, tying the NFL record for most outings of the like through a player's first two seasons..**at Kansas City (Sept. 26):** Started at LT, helping secure the Bolts' second road win, and first AFC West Division victory, of the 2021 slate...Kept Justin Herbert clean as the signal-caller orchestrated his second come-from-behind fourth-quarter victory behind a four-TD effort.

RASHAWN SLATER NFL GAMES

Year	Team	GP	GS
2021	Los Angeles Chargers	3	3
NFL Totals		3	3



EASTON STICK ⚡ 2

QUARTERBACK | NORTH DAKOTA STATE

6-1 | 224 lbs | OMAHA, NEB.

DRAFT 5 — 2019

EXPERIENCE: 3RD NFL SEASON

3RD YEAR WITH CHARGERS

2021: Inactive for each of the Chargers' three games this season...
at Was. (Sept. 12): Inactive (healthy scratch).

2021, LOS ANGELES CHARGERS																			
Date	Opp.	Res.	Games P/S	Passing															
				Att	Cmp	Pct.	Yards	TD	Int	Lg	Sk	Rating							
09/12	at Was	W	0/0																
09/19	Dal	L	0/0																
09/26	at KC	W	0/0																
10/04	LV																		
10/10	Cle																		
10/17	at Bal																		
10/31	NE																		
11/07	at Phi																		
11/14	Min																		
11/21	Pit																		
11/28	at Den																		
12/05	at Cin																		
12/12	NYG																		
12/16	KC																		
12/26	at Hou																		
01/02	Den																		
01/03	at LV																		
'21 TOTALS				2-1	0/0	0	0	0.0	0	0	0	0	0	0	0	0	0	0	0

EASTON STICK NFL STATISTICS

Year	Team	GP	GS	Att	Cmp	Pct.	Yards	— Passing —						— Rushing —					
								Y/A	TD	Int	Lg	Sk	Lost	Rating	Att	Yds	Avg.	Lg	TD
2020	Los Angeles Chargers	1	0	1	1	100.0	4	4.0	0	0	4	0	0	83.3	1	-2	-2.0	-2	0
2021	Los Angeles Chargers	0	0	0	0	0.0	0	—	0	0	—	0	0	0.0	0	0	—	—	0
NFL Totals		1	0	1	1	100.0	4	4.0	0	0	4	0	0	83.3	1	-2	-2.0	-2	0



JERRY TILLERY ⚡ 99

DEFENSIVE LINE | NOTRE DAME
 6-6 | 295 lbs | SHREVEPORT, LA.
 DRAFT 1 — 2019
 EXPERIENCE: 3RD NFL SEASON
 3RD YEAR WITH CHARGERS

2021: Totaled nine tackles (five solo), one tackle for loss, four quarterback hits and one-half sack through the first three games...**at Washington (Sept. 12):** Saw action on 42 defensive snaps, providing pressure on the pass rush, helping the secondary limit Washington to just 133 net passing yards en route to a Week 1 victory on the road...**vs. Dallas (Sept. 19):** Amassed a career-high seven tackles (four solo) in the home opener, splitting a sack of Cowboys QB Dak Prescott with S Derwin James Jr. in the third quarter...**at Kansas City...at Kansas City (Sept. 26):** Secured two tackles (one solo), including a tackle for loss of Chiefs RB Clyde Edwards-Helaire on a first-and-10 in the fourth quarter...Helped anchor a defensive unit that held Chiefs QB Patrick Mahomes to 5.9 yards per attempt, the third-lowest output of his career, as the unit forced four Chiefs turnovers, the most takeaways by the Bolts in a single game since 2018 (Week 17).

Date	Opp.	Res.	Games		Tackles					Interceptions					Fumbles			
			P/S	Tot	So	As	Sk	Yd	TFL	No.	Yd	Lg	TD	PD	FF	FR		
09/12	at Was	W	1/1	0	0	0	0.0	0	0	0	0	0	0	0	0	0	0	
09/19	Dal	L	1/1	7	4	3	0.5	5	0	0	0	0	0	0	0	0	0	
09/26	at KC	W	1/1	2	1	1	0	0	0	1	0	0	0	0	0	0	0	
10/04	LV																	
10/10	Cle																	
10/17	at Bal																	
10/31	NE																	
11/07	at Phi																	
11/14	Min																	
11/21	Pit																	
11/28	at Den																	
12/05	at Cin																	
12/12	NYG																	
12/16	KC																	
12/26	at Hou																	
01/02	Den																	
01/09	at LV																	
'21 TOTALS				2-1	3/3	9	5	3	0.5	5	1	0	0	-	0	0	0	0

JERRY TILLERY NFL STATISTICS

Year	Team	GP	GS	— Tackles —					— Interceptions —					— Fumbles —			ST Tackles		
				Total	Solo	Asst	Sacks	Yds	TFL	No.	Yds	Lg	TD	PD	FF	FR		Yds	
2019	Los Angeles Chargers	15	3	17	9	8	2.0	11.5	3	0	0	—	0	0	0	0	0	0	0
2020	Los Angeles Chargers	16	11	30	19	11	3.0	24	3	0	0	—	0	2	2	1	0	0	0
2021	Los Angeles Chargers	3	3	9	5	3	0.5	5	1	0	0	—	0	0	0	0	0	0	0
NFL Totals		34	17	56	33	22	5.5	40.5	7	0	0	—	0	2	2	1	0	0	0



DRUE TRANQUILL ⚡ 49

LINEBACKER | NOTRE DAME

6-2 | 234 lbs | FORT WAYNE, IND.

DRAFT 4 — 2019

EXPERIENCE: 3RD NFL SEASON

3RD YEAR WITH CHARGERS

2021: Over three games of action, amassed 11 tackles (nine solo) on defense, while adding significant contributions on special teams...
at Washington (Sept. 12): Saw action on four defensive snaps, while logging a team-best 19 special teams plays...Partnered with TE Stephen Anderson for a tackle on punt coverage...**vs. Dallas (Sept. 19):** Following an injury to LB Kenneth Murray Jr., provided support on defense, securing three solo stops, including a tackle for loss after dropping Cowboys RB Ezekiel Elliott on an outside zone run, shedding a block from the Dallas offensive front...**at Kansas City (Sept. 26):** Recorded a season-high eight tackles (six solo), one-half of a sack and one tackle for loss...In the second quarter, dropped Chiefs RB Clyde Edwards-Helaire for a loss of one yard following a short pass across the middle...On the ensuing play, partnered with OLB Joey Bosa to drop QB Patrick Mahomes for a loss of eight yards, leading to a Kansas City punt...Helped anchor a defensive unit that held Mahomes to 5.9 yards per attempt, the third-lowest output of his career, as the unit forced four Chiefs turnovers, the most takeaways by the Bolts in a single game since 2018 (Week 17).

Date	Opp.	Res.	Games P/S	Tackles					Interceptions					Fumbles			
				Tot	So	As	Sk	Yd	TFL	No.	Yd	Lg	TD	PD	FF	FR	
09/12	at Was	W	1/0	0	0	0	0.0	0	0	0	0	0	0	0	0	0	0
09/19	at Dal	L	1/0	3	3	0	0.0	0	1	0	0	—	0	0	0	0	0
09/26	at KC	W	1/0	8	6	2	0.5	4	1	0	0	—	0	0	0	0	0
10/04	LV																
10/10	Cle																
10/17	at Bal																
10/31	NE																
11/07	at Phi																
11/14	Min																
11/21	Pit																
11/28	at Den																
12/05	at Cin																
12/12	NYG																
12/16	KC																
12/26	at Hou																
01/02	Den																
01/09	at LV																
'21 TOTALS			2-1	3/0	11	9	2	0.5	4	2	0	0	—	0	0	0	0

DRUE TRANQUILL NFL STATISTICS

Year	Team	GP	GS	— Tackles —					Yds	TFL	— Interceptions —					— Fumbles —			ST Tackles
				Total	Solo	Asst	Sacks	No.			Yds	Lg	TD	PD	FF	FR	Yds		
2019	Los Angeles Chargers	15	3	64	50	14	0.0	0	4	0	0	—	0	1	0	0	0	0	11
2020	Los Angeles Chargers	1	1	1	1	0	0.0	0	0	0	0	—	0	0	0	0	0	0	0
2021	Los Angeles Chargers	3	0	6	9	2	0.5	4	2	0	0	—	0	0	0	0	0	0	1
NFL Totals		19	4	71	60	16	0.5	4	6	0	0	—	0	1	0	0	0	0	12



TRISTAN VIZCAINO ⚡ 16

KICKER | WASHINGTON

6-2 | 205 lbs | CHINO HILLS, CALIF.

FREE AGENT — 2021

EXPERIENCE: 1ST NFL SEASON

1ST YEAR WITH CHARGERS

2021: Ranks second on the team with 21 points scored through the first three games...Has connected on 6-of-7 field goal attempts (85.7 pct.) with a long make of 46 yards...**at Washington (Sept. 12):** Successfully converted two second-quarter field goals, the first from 33 yards out and the second from 27 yards out, to help the Chargers hold a lead going into halftime, one that they would not relinquish... Also added two extra points, taking his game total to eight points scored in the team's 20-17 Week 1 victory...**vs. Dallas (Sept. 19):** Matched a career-high with three field goals made, connecting on 3-of-4 tries (75.0 pct.) with a long of 46 yards...Connected on two field goals in the second half to tie the game on two occasions...**at Kansas City (Sept. 26):** Connected on a 24-yard field goal try to tie the game in the fourth quarter, helping set up QB Justin Herbert's second come-from-behind fourth-quarter win of the season and give the Bolts a 1-0 record in the AFC West at the onset of the divisional slate...Of his six kickoffs, five registered as touchbacks.

TRISTAN VIZCAINO NFL STATISTICS

Year	Team	GP	— Field Goals —					— PAT —				— Total — Points
			FG	FGA	Pct.	Lg	Blk	XP	XPA	Pct.	Block	
2020	San Francisco	1	3	3	100.0	47	0	2	2	100.0	0	11
2021	Los Angeles Chargers	3	1	7	91.6	46	0	3	5	60.0	0	21
NFL Totals		4	9	10	90.0	47	0	5	7	71.4	0	32

Year	Team	— 0-19 Yards —			— 20-29 Yards —			— 30-39 Yards —			— 40-49 Yards —			— 50+ Yards —		
		FG	FGA	Pct.	FG	FGA	Pct.	FG	FGA	Pct.	FG	FGA	Pct.	FG	FGA	Pct.
2020	San Francisco	0	0	—	0	0	—	2	2	100.0	1	1	100.0	0	0	—
2021	Los Angeles Chargers	0	0	—	3	3	100.0	2	2	100.0	1	2	50.0	0	0	—
NFL Totals		0	0	—	3	3	100.0	4	4	100.0	2	3	66.7	0	0	—



MARK WEBB JR. ⚡ 29

CORNERBACK | GEORGIA

6-1 | 207 lbs | PHILADELPHIA, PA.

DRAFT 7 — 2021

EXPERIENCE: ROOKIE

2021: Primarily contributed on special teams in Weeks 1-3, logging first defensive stop in the Week 3 win at Kansas City... **at Washington (Sept. 12):** Saw action on 16 special teams snaps in the season-opening win...**vs. Dallas (Sept. 19):** Continued to contribute on special teams...**at Kansas City (Sept. 26):** Logged first defensive snaps as a member of the Chargers, seeing action on four plays...Logged first career tackle, a solo stop of Chiefs TE Travis Kelce...Helped the defensive unit hold Chiefs QB Patrick Mahomes to 5.9 yards per attempt, the third-lowest output of his career, as the unit forced four Chiefs turnovers, the most takeaways by the Bolts in a single game since 2018 (Week 17).

2021, LOS ANGELES CHARGERS																	
Date	Opp.	Res.	Games		Tackles					Interceptions					Fumbles		
			P/S	Tot	So	As	Sk	Yd	TFL	No.	Yd	Lg	TD	PD	FF	FR	
09/12	at Was	W	1/0	0	0	0	0.0	0	0	0	0	0	0	0	0	0	0
09/19	Dal	L	1/0	0	0	0	0.0	0	0	0	0	0	0	0	0	0	0
09/26	at KC	W	1/0	0	0	0	0.0	0	0	0	0	0	0	0	0	0	0
10/04	LV																
10/10	Cle																
10/17	at Bal																
10/31	NE																
11/07	at Phi																
11/14	Min																
11/21	Pit																
11/28	at Den																
12/05	at Cin																
12/12	NYG																
12/16	KC																
12/26	at Hou																
01/02	Den																
01/09	at LV																
'21 TOTALS			2-1	3/0	0	0	0	0.0	0	0	0	0	0	0	0	0	0

MARK WEBB JR. NFL STATISTICS

Year	Team	GP	GS	— Tackles —					Yds	TFL	— Interceptions —					— Fumbles —			
				Total	Solo	Asst	Sacks	No.			Yds	Lg	TD	PD	FF	FR	Yds	ST Tackles	
2021	Los Angeles Chargers	3	0	0	0	0	0.0	0	0	0	0	0	0	0	0	0	0	0	0
NFL Totals		3	0	0	0	0	0.0	0	0	0	0	0	0	0	0	0	0	0	0



KYZIR WHITE ⚡ 44

LINEBACKER | WEST VIRGINIA

6-2 | 216 lbs | MACUNGIE, PA.

DRAFT 4 — 2018

EXPERIENCE: 4TH NFL SEASON

4TH YEAR WITH CHARGERS

2021: Through the first three games, ranks four on the Chargers with 18 tackles (12 solo), adding one sack and two forced fumbles... Dropped Chiefs QB Patrick Mahomes in the Week 3 win at Kansas City, while forcing two fumbles in the Week 1 season-opening win at Washington, the most by any Chargers player in a single game since 2017...**at Washington (Sept. 12):** Started at LB and registered five tackles (three solo) and two forced fumbles...Knocked the ball away from RB Antonio Gibson twice, one that was recovered by OLB Kyler Fackrell on the Washington three-yard line, leading to a Chargers touchdown on the ensuing possession...Helped anchor a defensive unit that held Washington to 133 net yards passing...**vs. Dallas (Sept. 19):** Secured five tackles (four solo) in the home opener...**at Kansas City (Sept. 26):** Secured his first career full sack at the hands of Chiefs QB Patrick Mahomes, dropping Mahomes for a loss of one yard in the first quarter, thwarting a scramble by the Kansas City signal-caller...On the ensuing play from scrimmage, the Chargers forced a takeaway...Helped anchor a defensive unit that held Mahomes to 5.9 yards per attempt, the third-lowest output of his career, as the unit forced four Chiefs turnovers, the most takeaways by the Bolts in a single game since 2018 (Week 17).

2021, LOS ANGELES CHARGERS																		
Date	Opp.	Res.	Games		Tackles						Interceptions					Fumbles		
			P/S	Tot	So	As	Sk	Yd	TFL	No.	Yd	Lg	TD	PD	FF	FR		
09/12	at Was	W	1/1	5	3	2	0.0	0	0	0	0	0	0	0	0	0	2	0
09/19	Dal	L	1/1	5	4	1	0.0	0	0	0	0	0	0	0	0	0	0	0
09/26	at KC	W	1/1	8	5	3	1	1	1	0	0	0	0	0	0	0	0	0
10/04	LV																	
10/10	Cle																	
10/17	at Bal																	
10/31	NE																	
11/07	at Phi																	
11/14	Min																	
11/21	Pit																	
11/28	at Den																	
12/05	at Cin																	
12/12	NYG																	
12/16	KC																	
12/26	at Hou																	
01/02	Den																	
01/09	at LV																	
'21 TOTALS				2-1	3/3	18	12	6	1.0	1	0	0	0	0	0	0	2	0

KYZIR WHITE NFL STATISTICS

Year	Team	GP	GS	— Tackles —						— Interceptions —					— Fumbles —			ST Tackles	
				Total	Solo	Asst	Sacks	Yds	TFL	No.	Yds	Lg	TD	PD	FF	FR	Yds		
2018	Los Angeles Chargers	3	3	16	12	4	0.0	0	1	1	9	9	0	2	0	0	0	0	1
2019	Los Angeles Chargers	16	7	40	25	15	0.0	0	1	1	0	0	0	2	0	0	0	0	0
2020	Los Angeles Chargers	11	10	77	50	27	0.5	4.5	4	0	0	—	0	3	0	0	0	0	0
2021	Los Angeles Chargers	3	3	18	12	6	1.0	1	0	0	0	—	0	0	2	0	0	0	0
NFL Totals		33	23	151	99	55	1.5	5.5	6	2	9	9	0	7	2	0	0	0	1



MIKE WILLIAMS ⚡ 81

WIDE RECEIVER | CLEMSON

6-4 | 218 lbs | SANTEE, S.C.

DRAFT 1 — 2017

EXPERIENCE: 5TH NFL SEASON

5TH YEAR WITH CHARGERS

2021: Appeared in all three games, making a pair of starts at WR...Posted 22 receptions for 295 yards (13.4 avg.) and an AFC-best four TDs on the season...Caught a TD in all three games, tying for the third-longest streak by a Charger to start a season...Dating back to the 2020 season, is riding a streak of four-consecutive games, good for the longest active streak in football...Eclipsed 100 receiving yards in one game, giving him five such performances in his career...**at Washington (Sept. 12):** Recorded a single-game career-high eight catches for 82 yards (10.3 avg.) and a TD... Started at WR and appeared on 61 offensive snaps...Hauled in the 400th completion of QB Justin Herbert's career...Fought through tight coverage by CB Benjamin St-Juste to corral a back-shoulder throw for a three-yard TD in the fourth quarter...Helped ice the game on the final, clock-killing drive by converting a third-and-seven and adjusting his body for another back-shoulder throw for a 20-yard gain against St-Juste...**vs. Dallas (Sept. 19):** Extended his streak of games with a TD catch to three consecutive, and two to start the 2021 season...Started at WR, hauling in seven passes for 91 yards (13.0 avg.) and the score...Set up his TD catch by finding a soft spot in the zone to gain 27 yards on third-and-13 in the second quarter...Lined up split out wide left on the next play, taking a quick pass and forcing missed tackles by CB Anthony Brown and S Damontae Kazee for the 12-yard TD...**at Kansas City (Sept. 26):** Registered a single-game career-high 122 receiving yards and two TDs on seven receptions (17.4 avg.)...Hauled in a two-point conversion...The performance marked his fourth-straight with a scoring grab, including three-straight to start the year...Increased his career total to five 100-yard games.

2021, LOS ANGELES CHARGERS

Date	Opp.	Res.	P/S	Receiving					Rushing				Scrim Yds			
				No.	Yds	Avg.	Lg	TD	Att	Yds	Avg.	Lg		TD		
09/12	at Was	W	1/1	8	82	10.3	20	1	0	0	—	—	0	82		
09/19	Dal	L	1/1	7	91	13.0	27	1	0	0	—	—	0	91		
09/26	at KC	W	1/0	7	122	17.4	43	2	0	0	—	—	0	122		
10/04	LV															
10/10	Cle															
10/17	at Bal															
10/31	NE															
11/07	at Phi															
11/14	Min															
11/21	Pit															
11/28	at Den															
12/05	at Cin															
12/12	NYG															
12/16	KC															
12/26	at Hou															
01/02	Den															
01/07	at LV															
'21 TOTALS				2-1	3/2	22	295	13.6	43	4	0	0	—	—	0	295

MIKE WILLIAMS NFL STATISTICS

Year	Team	GP	GS	— Receiving —					— Rushing —					— Scrimmage —
				No.	Yds	Avg.	Lg	TD	Att	Yds	Avg.	Lg	TD	Yards
2017	Los Angeles Chargers	10	1	11	95	8.6	20	0	0	0	—	—	0	95
2018	Los Angeles Chargers	15	5	43	664	15.4	55t	10	7	28	4.0	19t	1	692
2019	Los Angeles Chargers	15	15	49	1,001	20.4	56	2	1	2	2.0	2	0	1,003
2020	Los Angeles Chargers	15	11	48	756	15.8	64t	5	1	1	1.0	1	0	757
2021	Los Angeles Chargers	3	2	22	295	11.5	43	4	0	0	—	—	0	295
NFL Totals		59	34	173	2,811	16.2	64t	21	9	31	3.4	19t	1	2,811
POSTSEASON		GP	GS	— Receiving —					— Rushing —					— Scrimmage —
Year	Team			No.	Yds	Avg.	Lg	TD	Att	Yds	Avg.	Lg	TD	Yards
2018	Los Angeles Chargers	2	2	7	110	15.7	28	0	0	0	—	—	0	110
Postseason Totals		2	2	7	110	15.7	28	0	0	0	—	—	0	110

RECORDS

INDIVIDUAL RECORDS

*NFL Record

POINTS

Most, Career

- 1,076 John Carney, 1990-00
- 918 LaDainian Tomlinson, 2001-09
- 889 Nate Kaeding, 2004-12

Most, Season

- 186* LaDainian Tomlinson, 2006
- 146 Nate Kaeding, 2009
- 144 Nick Novak, 2013

Most, Season, Rookie

- 114 Nate Kaeding, 2004
- 106 Josh Lambo, 2015
- Dennis Partee, 1968
- 94 Herb Travenio, 1965

Most, Game

- 30 Kellen Winslow, Nov. 22, 1981 at Oakland
- 24 (9x) Last: D.Woodhead, Dec. 20, 2015 vs. Mia.
- 19 Greg Davis, Oct. 5, 1997 at Oakland

TOUCHDOWNS

Most Seasons Leading League

- 3 Lance Alworth, 1964, 1965, 1966
- 1 LaDainian Tomlinson, 2006

Most, Career

- 153 LaDainian Tomlinson, 2001-09
- 116 Antonio Gates, 2003-18
- 83 Lance Alworth, 1962-70

Most, Season

- 31* LaDainian Tomlinson, 2006
- 20 LaDainian Tomlinson, 2005
- 19 Chuck Muncie, 1981

Most, Game

- 5 Kellen Winslow, Nov. 22, 1981 at Oakland
- 4 (9x) Last: D.Woodhead, Dec. 20, 2015 vs. Mia.
- 3 (44x) Last: A.Ekeler, Sept. 8, 2019 vs. Ind.

Most Consecutive Games

- 18* LaDainian Tomlinson, 2004-05
- 10 LaDainian Tomlinson, 2006
- 9 Antonio Gates, 2009-10
- Natrone Means, 1993-94
- Lance Alworth, 1963

POINTS AFTER TOUCHDOWN

Most, Career

- 349 Nate Kaeding, 2004-12
- 328 Rolf Benirschke, 1977-86
- 293 John Carney, 1990-00

Most, Season

- 58 Nate Kaeding, 2006
- 55 Rolf Benirschke, 1981
- 54 Nate Kaeding, 2004

Most, Game

- 7 (6x) Last: N.Kaeding, Dec. 28, 2008 vs. Den.
- 6 (30x) Last: M.Badgley, Dec. 8, 2019 at. Jax.
- 5 (53x) Last: M.Badgley, Oct. 15, 2018 at Cle.

Most Consecutive

- 250 Nate Kaeding, 2004-09
- 128 Nick Novak, 2011-14
- 87 Rolf Benirschke, 1983-86

Most Attempts, Career

- 352 Rolf Benirschke, 1977-86
- 351 Nate Kaeding, 2004-12
- 298 John Carney, 1990-00

Most Attempts, Season

- 61 Rolf Benirschke, 1981
- 58 Nate Kaeding, 2006
- 55 Nate Kaeding, 2004
- Bob Thomas, 1985

Most Attempts, Game

- 8 Rolf Benirschke, Nov. 22, 1981 at Oakland
- 7 (6x) Last: N.Kaeding, Dec. 28, 2008 vs. Den.
- 6 (38x) Last: M. Badgley, Dec. 8, 2019 at. Jax.

TWO-POINT CONVERSIONS

Most, Career

- 3 Ronnie Harmon, 1990-95
- 2 Mike Williams, 2017-21
- Antonio Gates, 2003-18
- Melvin Gordon, 2015-18
- Ladarius Green, 2012-15
- Legedu Naanee, 2007-10
- Dave Kocourek, 1960-65

Most, Season

- 3 Ronnie Harmon, 1994
- 2 Melvin Gordon, 2018
- Antonio Gates, 2018
- 1 (33x) Last: Austin Ekeler & Mike Williams, 2021

Most, Game

- 2* Ladarius Green, Oct. 25, 2015 vs. Oakland
- 1 (36x) Last: Mike Williams, Sept. 26, 2021 at K.C.

FIELD GOALS

Most, Career

- 261 John Carney, 1990-00
- 180 Nate Kaeding, 2004-12
- 146 Rolf Benirschke, 1977-86

Most, Season

- 34 Nick Novak, 2013
- John Carney, 1994
- 32 Nate Kaeding, 2009
- 31 John Carney, 1993, 1999

Most, Game

- 6 (3x) Last: G.Davis, Oct. 5, 1997 at Oakland
- 5 (11x) Last: N.Kaeding, Sept. 10, 2012 at Oak.
- 4 (36x) Last: M.Badgley, Dec. 27, 2020 vs. Den.

Most, Game, No Misses

- 6 (3x) Last: G.Davis, Oct. 5, 1997 at Oakland
- 5 (10x) Last: N.Kaeding, Sept. 10, 2012 at Oak.
- 4 (25x) Last: M.Badgley, Nov. 3, 2019 vs. G.B.

Highest Percentage, Career (min. 100 att.)

- .870 Nate Kaeding, 2004-12 (180-of-207)
- .846 Nick Novak, 2011-14, '17 (110-of-130)
- .816 John Carney, 1990-00 (261-of-320)

Highest Percentage, Season (min. 14 att.)

- .938 Michael Badgley, 2018 (15-of-16)
- .919 Nick Novak, 2013 (34-of-37)
- .914 Nate Kaeding, 2009 (32-of-35)

Most Consecutive

- 32 Nick Novak, 2013-14
- 29 John Carney, 1992-93
- 22 Nate Kaeding, 2009-10

Most Attempts, Career

- 320 John Carney, 1990-00
- 208 Rolf Benirschke, 1977-86
- 207 Nate Kaeding, 2004-12

Most Attempts, Season

- 40 John Carney, 1993
- 39 Michael Badgley, 2020
- 38 John Carney, 1994

Most Attempts, Game

- 7 Dick Van Raaphorst, Oct. 8, 1966 at N.Y. Jets
- 6 (6x) Last: Steve Christie, Dec. 1, 2002 vs. Den.
- 5 (25x) Last: N.Novak, Nov. 19, 2017 vs. Buf.

Longest

- 59 Michael Badgley, Dec. 9, 2018 vs. Cincinnati
- 57 Nate Kaeding, Dec. 21, 2008 at Tampa Bay
- 55 Nate Kaeding, Nov. 29, 2009 vs. Kansas City

RUSHING YARDS

Most Seasons Leading League

- 2 LaDainian Tomlinson, 2006, 2007
- 1 Dick Post, 1968
- Paul Lowe, 1965

Most, Career

- 12,490 LaDainian Tomlinson, 2001-09
- 4,972 Paul Lowe, 1960-68
- 4,297 Marion Butts, 1989-93

Most, Season

- 1,815 LaDainian Tomlinson, 2006
- 1,683 LaDainian Tomlinson, 2002
- 1,645 LaDainian Tomlinson, 2003

Most, Game

- 243 LaDainian Tomlinson, Dec. 28, 2003 vs. Oak.
- 220 LaDainian Tomlinson, Dec. 1, 2002 vs. Denver
- 217 LaDainian Tomlinson, Sept. 29, 2002 vs. N.E.
- Gary Anderson, Dec. 18, 1988 vs. Kansas City

Longest Run

- 87t Melvin Gordon, Oct. 29, 2017 at New England
- Paul Lowe, Sept. 10, 1961 at Dallas Texans
- 86t Keith Lincoln, Sept. 30, 1962 at Oakland
- 85t LaDainian Tomlinson, Dec. 17, 2006 vs. K.C.

RUSHING TOUCHDOWNS

Most Seasons Leading League

- 3 LaDainian Tomlinson, 2004, 2006, 2007

Most, Career

- 138 LaDainian Tomlinson, 2001-09
- 43 Chuck Muncie, 1980-84
- 38 Paul Lowe, 1960-67

Most, Season

- 28* LaDainian Tomlinson, 2006
- 19 Chuck Muncie, 1981
- 18 LaDainian Tomlinson, 2005

Most, Game

- 4 LaDainian Tomlinson, Oct. 14, 2007 vs. Oak.
- LaDainian Tomlinson, Nov. 12, 2006 at Cin.
- LaDainian Tomlinson, Oct. 15, 2006 at S.F.
- Chuck Muncie, Nov. 29, 1981 vs. Denver
- Clarence Williams, Sept. 16, 1979 vs. Buffalo
- 3 (22x), Last: M.Gordon, Oct. 15, 2018 at Cle.
- 2 (116x), Last: M.Gordon, Dec. 22, 2019 vs. Oak.

RUSHING AVERAGE

Highest, Career (minimum 500 att.)

- 4.90 Paul Lowe, 1960-68
- 4.71 Keith Lincoln, 1961-66, '68
- 4.43 Dick Post, 1967-70

Highest, Season (minimum 100 att.)

- 6.45 Keith Lincoln, 1963
- 6.29 Paul Lowe, 1960
- 5.71 Paul Lowe, 1963

Highest, Game (minimum 10 att.)

- 14.7 Michael Turner, Oct. 7, 2007 at Denver
- 13.8 Keith Lincoln, Sept. 30, 1962 at Oakland
- 12.7 Keith Lincoln, Oct. 20, 1963 at Kansas City

RUSHING ATTEMPTS

Most Seasons Leading League

- 1 Paul Lowe, 1965

Most, Career

- 2,880 LaDainian Tomlinson, 2001-09
- 1,059 Melvin Gordon, 2015-19
- 1,031 Marion Butts, 1989-93

Most, Season

- 372 LaDainian Tomlinson, 2002
- 348 LaDainian Tomlinson, 2006
- 343 Natrone Means, 1994

Most, Game

- 39 LaDainian Tomlinson, Oct. 20, 2002 at Oak.
- Marion Butts, Dec. 17, 1989 at Kansas City
- 37 (3x) Last: L.Tomlinson, Nov. 21, 2004 at Oak.
- 36 LaDainian Tomlinson, Sept. 9, 2001 vs. Was.
- Gary Brown, Oct. 5, 1997 at Oakland

PASSING ATTEMPTS

Most Seasons Leading League

1 Philip Rivers, 2015

Most, Career

7,591 Philip Rivers, 2004-19
5,604 Dan Fouts, 1973-87
3,640 John Hadl, 1962-72

Most, Season

661 Philip Rivers, 2015
609 Dan Fouts, 1981
595 Justin Herbert, 2020

Most, Game

65 Philip Rivers, Oct. 18, 2015 at Green Bay
58 Philip Rivers, Oct. 25, 2015 vs. Oakland
Mark Herrmann, Dec. 22, 1985 at K.C.
56 Dan Fouts, Nov. 18 1984 vs. Miami (OT)

PASS COMPLETIONS

Most Seasons Leading League

1 Philip Rivers, 2015

Most, Career

4,908 Philip Rivers, 2004-19
3,297 Dan Fouts, 1973-1987
1,824 John Hadl, 1962-1972

Most, Season

437 Philip Rivers, 2015
396 Justin Herbert, 2020
390 Philip Rivers, 2019

Most, Game

43 Philip Rivers, Oct. 18, 2015 at Green Bay
38 Philip Rivers, Oct. 25, 2015 vs. Oakland
37 Mark Herrmann, Dec. 22, 1985 at K.C.
Dan Fouts, Nov. 18, 1984 vs. Miami (OT)

Most Consecutive

25* Philip Rivers, Nov. 25, 2018 vs. Arizona
22 Philip Rivers, Sept. 13, 2015 vs. Detroit –
Sept. 20, 2015 at Cincinnati
20 Philip Rivers, Sept. 13, 2015 vs. Detroit

COMPLETION PERCENTAGE

Most Seasons Leading League

1 Philip Rivers, 2013

Highest, Career (minimum 500 att.)

.671 Justin Herbert, 2020-21
.647 Philip Rivers, 2004-19
.622 Drew Brees, 2001-05
.588 Dan Fouts, 1973-87

Highest, Season (minimum 140 att.)

.695 Philip Rivers, 2013
.683 Philip Rivers, 2018
.666 Justin Herbert, 2020

Highest, Game (minimum 20 att.)

.966 Philip Rivers, Nov. 25, 2018 vs. Ari. (28-of-29)
.900 Philip Rivers, Nov. 1, 2012 vs. K.C. (18-of-20)
.880 Drew Brees, Oct. 31, 2004 vs. Oak. (22-of-25)

PASSING YARDS

Most Seasons Leading League

4 Dan Fouts, 1979, 1980, 1981, 1982
3 John Hadl, 1965, 1968, 1971
1 Philip Rivers, 2010

Most, Career

59,271 Philip Rivers, 2004-19
43,040 Dan Fouts, 1973-87
26,938 John Hadl, 1962-72

Most, Season

4,802 Dan Fouts, 1981
4,792 Philip Rivers, 2015
4,715 Dan Fouts, 1980

Most, Game

503 Philip Rivers, Oct. 18, 2015 at Green Bay
455 Philip Rivers, Sept. 26, 2010 at Seattle
444 Dan Fouts, Dec. 11, 1982 at San Francisco
Dan Fouts, Oct. 19, 1980 vs. N.Y. Giants

Most Games 300 Yards or More, Career

70 Philip Rivers, 2004-19
51 Dan Fouts, 1973-87
16 John Hadl, 1962-72

Most Games 300 Yards or More, Season

8 Justin Herbert, 2020
Philip Rivers, 2015, 2019
Dan Fouts, 1980
7 Dan Fouts, 1981, 1985
6 Philip Rivers, 2017, 2016, 2012, 2011, 2010
Dan Fouts, 1979

Most Consecutive Games, 300 Yards or More

5 Philip Rivers, 2015
4 Dan Fouts, 1980-81, 1979
3 Justin Herbert, 2020-21
Philip Rivers, 2017, 2016, 2010-11
Dan Fouts, 1985, 1980
John Hadl, 1967

Most Games 400 Yards or More, Career

11 Philip Rivers, 2004-19
6 Dan Fouts, 1973-87
1 Jim Harbaugh, 1999-2000

Longest Completion

99t* Stan Humphries, Sept. 18, 1994 at Seattle
91t Jack Kemp, Nov. 12, 1961 at Denver
88t Ed Luther, Dec. 3, 1984 vs. Chicago

TOUCHDOWN PASSES

Most Seasons Leading League

2 John Hadl, 1968, 1971
Dan Fouts, 1981, 1982
1 Philip Rivers, 2008 (tied for lead)

Most, Career

397 Philip Rivers, 2004-19
254 Dan Fouts, 1973-87
201 John Hadl, 1962-72

Most, Season

34 Philip Rivers, 2008
33 Philip Rivers, 2016
Dan Fouts, 1981
32 Philip Rivers, 2013, 2018

Most, Game

6 Dan Fouts, Nov. 22, 1981 at Oakland
5 (4x), Last: Drew Brees, Oct. 31, 2004 vs. Oak.
4 (30x), Last: J.Herbert, Sept. 26, 2021 at K.C.

Most Consecutive Games

28 Philip Rivers, 2012-14
27 Philip Rivers, 2017-18
23 Philip Rivers, 2009-10

INTERCEPTIONS THROWN

Most Seasons Leading League

1 Philip Rivers, 2016
John Hadl, 1968

Most, Career

242 Dan Fouts, 1973-87
211 John Hadl, 1962-72
198 Philip Rivers, 2004-19

Most, Season

32 John Hadl, 1968
26 John Hadl, 1972
25 John Hadl, 1971
Jack Kemp, 1960

Most, Game

6 Ed Luther, Oct. 31, 1983 vs. Washington
John Hadl, Dec. 8, 1968 vs. Kansas City
5 (9x), Last: C.Wheilihan, Dec. 13, 1998 at Sea.
4 (33x), Last: P.Rivers, Nov. 18, 2019 vs. K.C.

Fewest, Season (minimum 150 att.)

3 Ed Luther, 1984 (151 att.)
4 Doug Flutie, 2003 (167 att.)
John Friesz, 1993 (238 att.)
6 Stan Humphries, 1997 (225 att.)

Most Consecutive Attempts, None Intercepted

194 Drew Brees, Oct. 17-Dec. 5, 2004
170 Philip Rivers, Nov. 27-Dec. 24, 2011
168 Dan Fouts, Sept. 27-Oct. 25, 1981

Lowest Percentage, Season (minimum 150 att.)

.017 Justin Herbert, 2020
John Friesz, 1993
Philip Rivers, 2017
.018 Drew Brees, 2004
.019 Philip Rivers, 2009

PASSER RATING

Most Seasons Leading League

1 Philip Rivers, 2008

Highest, Career (minimum 500 att.)

96.7 Justin Herbert, 2020-21
95.1 Philip Rivers, 2004-19
84.9 Drew Brees, 2001-05
80.2 Dan Fouts, 1973-87

Highest, Season (minimum 300 att.)

105.5 Philip Rivers, 2008, 2013, 2018
104.8 Drew Brees, 2004
104.4 Philip Rivers, 2009

Highest, Game (minimum 20 att.)

157.1 Dan Fouts, Sept. 7, 1981 at Cleveland
154.4 Philip Rivers, Dec. 8, 2019 at Jacksonville
153.1 Drew Brees, Oct. 31, 2004 vs. Oakland

RECEIVING YARDS

Most Seasons Leading League

3 Lance Alworth, 1965, 1966, 1969

Most, Career

11,841 Antonio Gates, 2003-18
9,584 Lance Alworth, 1962-70
9,203 Charlie Joiner, 1976-86

Most, Season

1,602 Lance Alworth, 1965
1,393 Keenan Allen, 2017
1,383 Lance Alworth, 1966

Most, Game

260 Wes Chandler, Dec. 20, 1982 vs. Cincinnati
243 Wes Chandler, Sept. 15, 1985 vs. Seattle
232 Lance Alworth, Oct. 20, 1963 at Kansas City

Average per Catch, Career (minimum 250 rec.)

19.4 Lance Alworth, 1962-70
18.6 Gary Garrison, 1966-76
17.5 Vincent Jackson, 2005-11

Average per Catch, Season (minimum 35 rec.)

23.2 Lance Alworth, 1965
22.9 Gary Garrison, 1970
21.2 Gary Garrison, 1968, 1971

Longest Reception

99t* Tony Martin, Sept. 18, 1994 at Seattle
91t Keith Lincoln, Nov. 12, 1961 at Denver
88t Bobby Duckworth, Dec. 3, 1984 at Chicago

RECEPTIONS

Most Seasons Leading League

- 3 Lance Alworth, 1966, 1968, 1969
- 2 Kellen Winslow, 1980, 1981

Most, Career

- 955 Antonio Gates, 2003-18
- 645 Keenan Allen, 2013-20
- 586 Charlie Joiner, 1976-86

Most, Season

- 104 Keenan Allen, 2019
- 102 Keenan Allen, 2017
- 100 Keenan Allen, 2020
- LaDainian Tomlinson, 2003

Most, Game

- 16 Keenan Allen, Nov. 22, 2020 vs. N.Y. Jets
- 15 Austin Ekeler, Oct. 6, 2019 vs. Denver
- Keenan Allen, Sept. 13, 2015 vs. Detroit
- Kellen Winslow, Oct. 7, 1984 at Green Bay
- 14 Keenan Allen, Dec. 2, 2018 at Pittsburgh
- Keenan Allen, Oct. 18, 2015 at Green Bay
- David Boston, Oct. 5, 2003 at Jacksonville
- Kellen Winslow, Dec. 11, 1983 vs. Kansas City

Most Consecutive Games With a Catch

- 96 Lance Alworth, 1962-69
- 80 Antonio Gates, 2003-08
- 78 Charlie Joiner, 1978-84

RECEIVING TOUCHDOWNS

Most Seasons Leading League

- 3 Lance Alworth, 1964, 1965, 1966

Most, Career

- 116 Antonio Gates, 2003-18
- 81 Lance Alworth, 1962-70
- 58 Gary Garrison, 1966-76

Most, Season

- 14 Tony Martin, 1996
- Lance Alworth, 1965
- 13 Antonio Gates, 2004
- John Jefferson, 1978, 1980
- Lance Alworth, 1964, 1966
- 12 Antonio Gates, 2014
- Gary Garrison, 1970

Most, Game

- 5* Kellen Winslow, Nov. 22, 1981 at Oakland
- 4 Lance Alworth, Dec. 1, 1968 at Denver
- 3 (14x) Last: D.Woodhead, Dec. 20, 2015 vs. Mia.

Most Consecutive Games

- 9 Antonio Gates, 2009-10
- Lance Alworth, 1963
- 6 John Jefferson, 1980
- Lance Alworth, 1964, 1967
- 5 Keenan Allen, 2018, 2020
- Lance Alworth, 1965-66

SCRIMMAGE YARDS

Most, Career

- 16,445 LaDainian Tomlinson, 2001-09
- 11,841 Antonio Gates, 2003-18
- 9,721 Lance Alworth, 1962-70

Most, Season

- 2,370 LaDainian Tomlinson, 2003
- 2,323 LaDainian Tomlinson, 2006
- 2,172 LaDainian Tomlinson, 2002

Most, Game

- 271 LaDainian Tomlinson, Dec. 1, 2002 vs. Den.
- 261 Melvin Gordon, Nov. 6, 2016 vs. Tennessee
- 260 LaDainian Tomlinson, Dec. 28, 2003 vs. Oak.
- Wes Chandler, Dec. 20, 1982 vs. Cincinnati

INTERCEPTIONS

Most Seasons Leading League

- 1 Casey Hayward, 2016
- Antonio Cromartie, 2007

Most, Career

- 42 Gill Byrd, 1983-92
- 29 Dick Harris, 1960-65
- 26 Rodney Harrison, 1994-02

Most, Season

- 10 Antonio Cromartie, 2007
- 9 Charlie McNeil, 1961
- 8 (4x) Last: Ryan McNeil, 2001

Most, Game

- 3 Antonio Cromartie, Nov. 11, 2007 vs. Ind.
- Dwayne Harper, Nov. 27, 1995 vs. Oakland
- Pete Shaw, Nov. 2, 1980 at Cincinnati
- Clarence Duren, Oct. 30, 1977 at Miami
- Chris Fletcher, Nov. 30, 1975 at Denver (OT)
- Joe Beauchamp, Sept. 24, 1972 vs. Denver
- Leslie "Speedy" Duncan, Sept. 25, 1966 at Oak.
- Bud Whitehead, Oct. 10, 1965 at Buffalo
- Dick Harris, Nov. 17, 1963 at Buffalo
- C.McNeil, Sept. 24, 1961 vs. Houston Oilers
- C.McNeil, Dec. 18, 1960 vs. Titans of N.Y.
- 2 (85x) Last: D.King, Oct. 15, 2018 at Cle.

Most Consecutive Games

- 5 Charlie McNeil, 1961
- 4 Greg Jackson, 1998
- Gill Byrd, 1989
- Mike Fuller, 1977
- Bryant Salter, 1972
- 3 (18x) Last: Stephen Cooper, 2008

INTERCEPTION RETURN YARDS

Most Seasons Leading League

- 1 Charlie McNeil, 1961

Most, Career

- 546 Gill Byrd, 1983-92
- 502 Charlie McNeil, 1960-64
- 477 Kenny Graham, 1964-69

Most, Season

- 349 Charlie McNeil, 1961
- 224 Stanley Richard, 1994
- 166 Vencie Glenn, 1987

Most, Game

- 177* C.McNeil, Sept. 24, 1961 vs. Houston Oilers
 - 106 Woodrow Lowe, Nov. 18, 1979 vs. Pittsburgh
 - 103 Vencie Glenn, Nov. 29, 1987 vs. Denver
- ### Longest Return
- 103t Vencie Glenn, Nov. 29, 1987 vs. Denver
 - 102t Donald Frank, Oct. 31, 1993 at L.A. Raiders
 - 100t Leslie "Speedy" Duncan, Oct. 15, 1967 vs. K.C.

INTERCEPTION TOUCHDOWNS

Most, Career

- 5 Kenny Graham, 1964-69
- Dick Harris, 1960-65
- 4 Woodrow Lowe, 1976-86
- 3 Eric Weddle, 2007-15
- Joe Beauchamp, 1966-75

Most, Season

- 3 Dick Harris, 1961
- 2 (9x) Last: Demorrio Williams, 2012
- 1 (76x) Last: M.Davis and T.Campbell, 2020

Most, Game

- 1 (97x) Last: T.Campbell, Nov. 22, 2020 vs. NYJ

SACKS

Most Seasons Leading League

- 1 Shawne Merriman, 2006

Most, Career

- 105.5 Leslie O'Neal, 1986-95
- 69.5 Shaun Phillips, 2004-12
- 67.0 Gary Johnson, 1975-84

Most, Season

- 17.5 Gary Johnson, 1980
- 17.0 Shawne Merriman, 2006
- Leslie O'Neal, 1992
- Steve DeLong, 1969

- 15.5 Fred Dean, 1978

Most, Game (since 1982)

- 5.0 Leslie O'Neal, Nov. 16, 1986 vs. Dallas
- 4.0 Antwan Barnes, Dec. 18, 2011 vs. Baltimore
- Shaun Phillips, Oct. 3, 2010 vs. Arizona
- Leslie O'Neal, Oct. 22, 1995 at Seattle
- Leslie O'Neal, Dec. 6, 1992 at Phoenix
- Leslie O'Neal, Dec. 22, 1991 vs. Denver
- 3.5 (3x) Last: Kendall Reyes, Dec. 23, 2012 at NYJ

PUNTS

Most, Career

- 771 Darren Bennett, 1995-03
- 756 Mike Scifres, 2003-15
- 519 Dennis Partee, 1968-75

Most, Season

- 95 Darren Bennett, 1998
- 92 Darren Bennett, 2000
- 89 Darren Bennett, 1997, 1999

Most, Game

- 11 (5x), Last: D.Bennett, Oct. 11, 1998 at Oak.
- 10 (10x) Last: D.Kaser, Nov. 12, 2017 at Jax.
- 9 (14x), Last: D.Kaser, Dec. 24, 2017 at N.Y. Jets

PUNT YARDS

Most, Career

- 34,152 Mike Scifres, 2003-15
- 33,776 Darren Bennett, 1995-03
- 21,417 Dennis Partee, 1968-75

Most, Season

- 4,248 Darren Bennett, 2000
- 4,174 Darren Bennett, 1998
- 3,972 Darren Bennett, 1997

Most, Game

- 522 Darren Bennett, Oct. 11, 1998 at Oakland
- 493 Mike Scifres, Nov. 18, 2012 at Denver
- 492 Dennis Partee, Nov. 10, 1974 at Kansas City

Longest Punt

- 82 Paul Maguire, Nov. 19, 1961 vs. Dallas Texans
- 73 Dennis Partee, Oct. 17, 1971 at Denver
- 72 Mike Scifres, Sept. 21, 2014 at Buffalo

PUNTING AVERAGE

Highest, Career (minimum 100 punts)

- 47.4 Drew Kaser, 2016-18
- 46.8 Ty Long, 2019-21
- 45.2 Mike Scifres, 2003-15
- 43.8 Darren Bennett, 1995-03

Highest, Season (minimum 50 punts)

- 48.3 Mike Scifres, 2012
- 48.1 Drew Kaser, 2017
- 46.8 Ty Long, 2020

Highest, Game (minimum 4 punts)

- 59.5 Mike Scifres, Oct. 17, 2010 at St. Louis
- Darren Bennett, Oct. 1, 1995 at Pittsburgh
- 57.0 Drew Kaser, Oct. 30, 2016 at Denver
- Mike Scifres, Oct. 19, 2014 vs. Kansas City
- Darren Bennett, Sept. 17, 2000 at Kansas City
- 56.7 Darren Bennett, Oct. 6, 1996 at Denver

PUNT RETURN YARDS

Most Seasons Leading League

1 Leslie "Speedy" Duncan, 1965

Most, Career

2,388 Mike Fuller, 1975-80
1,651 Leslie "Speedy" Duncan, 1964-70
1,407 Darrien Gordon, 1983-96

Most, Season

537 Darrien Gordon, 1996
489 Eric Metcalf, 1997
475 Darrien Gordon, 1994

Most, Game

168 Eric Metcalf, Nov. 2, 1997 at Cincinnati
136 Mike Fuller, Nov. 21, 1976 at Buffalo
133 Andre Coleman, Sept. 17, 1995 at Philadelphia

Longest Return

95t Leslie "Speedy" Duncan, Nov. 24, 1968 vs. NYJ
90t Darrien Gordon, Sept. 25, 1994 at L.A. Raiders
88t Andre Coleman, Sept. 17, 1995 at Philadelphia
Mike Fuller, Oct. 9, 1977 at New Orleans

PUNT RETURN AVERAGE

Most Seasons Leading League

2 Leslie "Speedy" Duncan, 1965, 1966

Highest, Career (minimum 50 ret.)

13.7 Darrien Gordon, 1993-96
12.0 Leslie "Speedy" Duncan, 1964-70
11.3 Mike Fuller, 1975-80

Highest, Season (minimum 20 ret.)

15.5 Leslie "Speedy" Duncan, 1965
14.9 Darrien Gordon, 1996
13.8 Desmond King, 2018

PUNT RETURN TOUCHDOWNS

Most, Career

4 Leslie "Speedy" Duncan, 1964-70
3 Eric Metcalf, 1997
Darrien Gordon, 1993-96
2 (5x) Last: Desmond King, 2017-19

Most, Season

3 Eric Metcalf, 1997
2 (3x) Last: Darrien Gordon, 1994
1 (19x) Last: Desmond King, 2019

Most, Game

2* Eric Metcalf, Nov. 2, 1997 at Cincinnati
1 (25x) Last: D.King, Oct. 6, 2019 vs. Den.

PUNT RETURNS

Most Seasons Leading League

1 Leslie Duncan, 1965

Most, Career

212 Mike Fuller, 1975-80
138 Leslie "Speedy" Duncan, 1964-70
124 Lionel James, 1984-88

Most, Season

46 Mike Fuller, 1979
45 Eric Metcalf, 1997
39 Mike Fuller, 1978

Most, Game

8 (4x) Last: Leon Johnson, Dec. 7, 2003 at Det.
7 (4x) Last: M.Fuller, Dec. 17, 1978 at Houston Oilers
6 (9x) Last: J.Herndon, Dec. 20, 2015 vs. Mia.

Most Fair Catches, Season

25 Travis Benjamin, 2017
24 Kenny Graham, 1969
19 Chris Penn, 1999
Darrien Gordon, 1994

Most Fair Catches, Game

6 Phil McConkey, Dec. 17, 1989 at Kansas City
5 Travis Benjamin, Oct. 22, 2017 vs. Denver
Jeff Graham, Sept. 3, 2000 at Oakland
Kenny Graham, Oct. 4, 1969 vs. Cincinnati

KICKOFF RETURN YARDS

Most, Career

6,469 Darren Sproles, 2005-10
3,997 Ronney Jenkins, 2000-02
3,914 Andre Coleman, 1994-96

Most, Season

1,541 Ronney Jenkins, 2001
1,531 Ronney Jenkins, 2000
1,528 Darren Sproles, 2005

Most, Game

250 Ronney Jenkins, Nov. 18, 2001 at Oakland
221 Ronney Jenkins, Sept. 10, 2000 vs. N.O.
215 Richard Goodman, Jan. 1, 2012 at Oakland

Longest Return

105t Richard Goodman, Jan. 1, 2012 at Oakland
103t Darren Sproles, Sept. 14, 2008 at Denver
Keith Lincoln, Sept. 16, 1962 vs. Titans of N.Y.
99t Micheal Spurlock, Dec. 30, 2012 vs. Oak.

KICKOFF RETURN AVERAGE

Highest, Career (minimum 75 ret.)

25.3 Leslie "Speedy" Duncan, 1964-70
25.1 Darren Sproles, 2005-10
24.2 Ronney Jenkins, 2000-02

Highest, Season (minimum 10 ret.)

29.7 Antonio Cromartie, 2006
28.9 Nasir Adderley, 2020
28.4 Keith Lincoln, 1962

KICKOFF RETURN TOUCHDOWNS

Most, Career

4 Andre Coleman, 1994-96
3 Ronney Jenkins, 2000-02
2 Darren Sproles, 2005-08
Anthony Miller, 1988-93

Most, Season

2 Ronney Jenkins, 2001
Andre Coleman, 1995
Andre Coleman, 1994
1 (13x) Last: Micheal Spurlock, 2012

Most, Game

1 (19x) Last: M.Spurlock, Dec. 30, 2012 vs. Oak.

KICKOFF RETURNS

Most, Career

258 Darren Sproles, 2005-10
166 Andre Coleman, 1994-96
165 Ronney Jenkins, 2000-02

Most, Season

67 Ronney Jenkins, 2000
63 Darren Sproles, 2005
62 Andre Coleman, 1995

Most, Game

8 (5x) Last: D.Sproles, Oct. 26, 2008
at N.O. in London
7 (13x) Last: D.Sproles, Oct. 19, 2009 vs. Den.
6 (36x) Last: R.Goodman, Jan. 1, 2012 at Oak.

COMBINED KICK & PUNT RETURN YARDS

Most, Career

7,404 Darren Sproles, 2005-10
5,037 Leslie "Speedy" Duncan, 1964-70
4,240 Andre Coleman, 1994-96

Most, Season

1,737 Andre Coleman, 1995
1,636 Darren Sproles, 2005
1,625 Darren Sproles, 2008

COMBINED KICK & PUNT RETURNS

Most, Career

372 Darren Sproles, 2005-10
289 Mike Fuller, 1975-80
272 Leslie "Speedy" Duncan, 1964-70

Most, Season

90 Andre Coleman, 1995
81 Darren Sproles, 2005
80 Darren Sproles, 2009

SERVICE

Most Seasons

17 David Binn, 1994-10
16 Antonio Gates, 2003-18
Philip Rivers, 2004-19
15 Dan Fouts, 1973-87
Russ Washington, 1968-82
14 Don Macek, 1976-89
Doug Wilkerson, 1971-84

Most Games

256 David Binn, 1994-10
236 Antonio Gates, 2003-18
228 Philip Rivers, 2004-19
200 Junior Seau, 1990-2002
Russ Washington, 1968-82

Most Consecutive Games

225 Philip Rivers, 2005-19
179 David Binn, 1994-10
178 Russ Washington, 1968-80

Most Consecutive Starts

224 Philip Rivers, 2006-19
148 Russ Washington, 1970-80
140 Walt Sweeney, 1964-73

TEAM RECORDS

*NFL Record | †strike-shortened 1982 season

GAMES WON

Most, Season

- 14 2006
- 13 2009
- 12 1961, 1979, 2004, 2018

Fewest, Season

- 1 2000
- 2 1973, 1975
- 4 1962, 1972, 1986, 1991, 1997, 2003, 2015

Most Consecutive

- 15 Nov. 27, 1960-Dec. 3, 1961
- 11 (3x) Last: Oct. 25, 2009-Jan. 3, 2010
- 8 (7x) Last: Oct. 25, 2004-Dec. 13, 2004

Most Consecutive at Home

- 10 Nov. 5, 1978-Nov. 25, 1979
- 9 (3x) Last: Sept. 17, 2006-Sept. 9, 2007
- 8 (4x) Last: Sept. 17, 2006-Dec. 31, 2006

Most Consecutive on Road

- 11 Oct. 2, 1960-Nov. 12, 1961
- 6 (4x) Last: Oct. 14, 2018 -Dec. 30, 2018
- 5 (5x) Last: Oct. 14, 2018 -Dec. 13, 2018

Most Consecutive at Start of Season

- 11 1961
- 6 1994
- 4 1966, 1980, 2002

GAMES LOST

Most, Season

- 15 2000
- 12 1975, 1986, 1991, 1997, 2003, 2015
- 11 1973, 1998, 2001, 2016, 2019

Fewest, Season

- 2 1961, 1965, 2006
- 3 2009, 1963, 1982†
- 4 1960, 1979, 2004

Most Consecutive

- 11 (2x) Last: Sept. 3, 2000-Nov. 19, 2000
- 9 (5x) Last: Dec. 4, 2016-Oct. 1, 2017
- 8 (9x) Last: Dec. 4, 2016-Sept. 24, 2017

Most Consecutive at Home

- 7 Nov. 13, 2016-Oct. 1, 2017
- 6 (2x) Last: Nov. 13, 2016-Sept. 24, 2017
- 5 (10x) Last: Nov. 18, 2019-Sept. 27, 2020

Most Consecutive on Road

- 11 Oct. 6, 1985-Oct. 26, 1986
- 8 (4x) Last: Sept. 3, 2000-Dec. 17, 2000
- 7 (7x) Last: Nov. 10, 2002-Oct. 5, 2003

Most Consecutive on Road w/o Victory (Ties incl.)

- 14 Nov. 22, 1970-Nov. 19, 1972

POINTS

Most, Season

- 492 2006
- 478 1981
- 467 1985

Most, Game

- 58 Dec. 22, 1963 vs. Denver
- 55 Nov. 22, 1981 at Oakland
- Oct. 20, 1968 vs. Denver
- 54 Nov. 19, 2017 vs. Buffalo

Most Game, Both Teams

- 98 Dec. 8, 1985 vs. Pittsburgh
- 93 Dec. 18, 1960 vs. Titans of New York
- 90 Nov. 12, 2006 at Cincinnati

Most, Half

- 42 Nov. 12, 2006 at Cincinnati (2nd half)
- 41 Nov. 5, 1961 vs. Titans of N.Y. (2nd half)
- 37 Nov. 19, 2017 vs. Buffalo (1st half)

Most, Quarter

- 28 Nov. 25, 2018 vs. Arizona (2nd quarter)
- Nov. 15, 1964 at K.C. (2nd quarter)
- Nov. 5, 1961 vs. Titans of N.Y. (3rd quarter)
- Sept. 24, 1961 vs. Houston Oilers (2nd quarter)

Most, Quarter, Both Teams

- 38 Sept. 14, 2008 at Denver (2nd quarter)
- Oct. 19, 1986 at Kansas City (2nd quarter)
- Oct. 6, 1963 at Denver (2nd quarter)
- Oct. 7, 1961 at Boston (2nd quarter)

Fewest, Season

- 188 1973
- 189 1975
- 212 1974

Fewest, Game

- 0 (29x) Last: Dec. 6, 2020 vs. New England

Most Consecutive Games Not Shutout

- 240 Nov. 7, 1999-Nov. 2, 2014
- 114 Oct. 4, 1992-Oct. 24, 1999
- 105 Sept. 7, 1962-Oct. 26, 1969
- 98 Nov. 16, 2014-Nov. 29, 2020

TOUCHDOWNS

Most, Season

- 61 1981
- 60 1985
- 59 2006

Most, Game

- 8 Dec. 8, 1985 vs. Pittsburgh
- Nov. 22, 1981 at Oakland
- 7 (8x) Last: Dec. 28, 2008 vs. Denver
- 6 (37x) Last: Dec. 8, 2019 at Jacksonville

Fewest, Season

- 22 1973, 1975
- 23 1998
- 25 1977, 1999

POINTS AFTER TOUCHDOWN

Most, Season

- 58 2006
- 55 1981
- 54 2004

Most, Game

- 7 (7x) Last: Dec. 28, 2008 vs. Denver
- 6 (30x) Last: Dec. 8, 2019 at Jacksonville
- 5 (52x) Last: Oct. 15, 2018 at Cleveland

Fewest, Season

- 19 1973, 1998
- 20 1975
- 21 1977

TWO-POINT CONVERSIONS

Most, Season

- 6 2018
- 3 1994
- 2 1962, 1963, 1968, 1998, 2003, 2008, 2010, 2015, 2020, 2021

Most, Game (since 1994)

- 2 Dec. 2, 2018 at Pittsburgh
- Sept. 9, 2018 vs. Kansas City
- Oct. 25, 2015 vs. Oakland
- 1 (31x) Last: Sept. 26, 2021 at Kansas City

Most Attempts, Season

- 8 2018
- 7 1994
- 5 2008, 2020
- 4 1995, 1998, 2000

Most Attempts, Game (since 1994)

- 3 Sept. 9, 2018 vs. Kansas City
- Sept. 4, 1994 at Denver
- 2 (5x) Last: Dec. 2, 2018 at Pittsburgh
- 1 (43x) Last: Sept. 26, 2021 at Kansas City

FIELD GOALS

Most, Season

- 34 1994, 2013
- 32 2009
- 31 1993, 1999

Most, Game

- 6 (3x) Last: Oct. 5, 1997 at Oakland
- 5 (11x) Last: Sept. 10, 2012 at Oakland
- 4 (37x) Last: Dec. 27, 2020 vs. Denver

Most Attempts, Season

- 43 2001
- 40 1993
- 38 1994

Most Attempts, Game

- 7 Oct. 8, 1966 at N.Y. Jets
- 6 (6x) Last: Nov. 19, 2017 vs. Buffalo
- 5 (27x) Last: Nov. 3, 2019 vs. Green Bay

Most, Game, Both Teams

- 9 Sept. 29, 1996 vs. Kansas City
- 8 Nov. 3, 1996 at Indianapolis
- Nov. 9, 1975 vs. New England
- 7 (16x) Last: Dec. 27, 2020 vs. Denver

Most Attempts, Game, Both Teams

- 10 (4x) Last: Dec. 12, 1999 vs. Seattle
- 9 (3x) Last: Dec. 1, 2002 vs. Denver
- 8 (23x) Last: Dec. 27, 2020 vs. Denver

Fewest Made, Season

- 6 1974
- 10 1976
- 12 1964, 1970, 1973, 1975

Fewest Attempts, Season

- 16 1974
- 19 1970
- 20 1962, 1976, 1988, 2003

FIRST DOWNS**Most, Season**

380 1985
379 1981
374 1984

Most, Game

35 Oct. 19, 1986 at Kansas City
34 Nov. 18, 1984 vs. Miami (OT)
Dec. 20, 1982 vs. Cincinnati
33 Sept. 15, 2013 at Philadelphia
Oct. 31, 2004 vs. Oakland

Most, Game, Both Teams

62 Sept. 15, 1985 vs. Seattle
58 Dec. 29, 2002 vs. Seattle (OT)
Sept. 22, 1985 at Cincinnati
Nov. 18, 1984 vs. Miami (OT)
57 Sept. 18, 2011 at New England
Dec. 11, 1982 at San Francisco

Fewest, Season

198 1973, 1975
208 1961
217 1962

Fewest, Game

3 Nov. 30, 1975 at Denver (OT)
5 Nov. 16, 2003 at Denver
Oct. 5, 1970 vs. Oakland
6 Dec. 24, 2000 vs. Pittsburgh
Nov. 22, 1987 at Seattle

Most by Rushing, Season

137 2006
131 2004
127 1965, 1981

Most by Rushing, Game

19 Nov. 27, 1960 vs. Oakland
18 Oct. 3, 1965 vs. Houston Oilers
17 (3x) Last: Dec. 28, 2008 vs. Denver

Fewest by Rushing, Game

0 Dec. 5, 2010 vs. Oakland
Nov. 14, 1999 at Oakland
1 (17x) Last: Sept. 25, 2016 at Indianapolis
2 (51x) Last: Oct. 27, 2019 at Chicago

Most by Passing, Season

259 1985
244 1980
240 1984

Most by Passing, Game

27 Sept. 15, 1985 vs. Seattle
26 Oct. 18, 2015 at Green Bay
23 Dec. 20, 1982 vs. Cincinnati
Oct. 19, 1980 vs. N.Y. Giants

Fewest by Passing, Season

89 1975
93 1973
110 1961

Fewest by Passing, Game

0 Sept. 20, 1998 at Kansas City
1 Nov. 30, 1975 at Denver (OT)
2 (3x) Last: Nov. 16, 2003 at Denver

Most by Penalty, Season

39 2013, 2019
37 2004, 2014
36 2016, 2020

Most by Penalty, Game

7 Nov. 13, 2016 vs. Tennessee
Nov. 15, 1998 vs. Baltimore
Nov. 30, 1997 vs. Denver
6 (5x) Last: Nov. 30, 2014 at Baltimore
5 (22x) Last: Dec. 17, 2020 at Las Vegas (OT)

Fewest by Penalty, Season

11 1975
12 1964
13 1968

NET YARDS GAINED**Most, Season**

6,744 1981
6,535 1985
6,410 1980

Most, Game

661 Dec. 20, 1982 vs. Cincinnati
593 Nov. 10, 1985 vs. L.A. Raiders
581 Oct. 20, 1968 vs. Denver

Most, Game, Both Teams

1,102 Dec. 20, 1982 vs. Cincinnati
1,057 Oct. 20, 1968 vs. Denver
1,050 Sept. 15, 2013 at Philadelphia

Fewest, Season

3,411 1975
3,622 1973
3,953 1970

Fewest, Game

70 Nov. 2, 1969 at Denver
93 Oct. 5, 1975 vs. Oakland
96 Nov. 16, 2003 at Denver

Most Total Offensive Plays, Season

1,154 1984
1,135 1980
1,129 1981

Fewest Total Offensive Plays, Season

617 1982[†]
753 1963
759 1964

RUSHING**Most Attempts, Season**

590 1978
525 2004
522 2006

Most Attempts, Game

58 Nov. 20, 1977 vs. Oakland
53 Dec. 16, 2007 vs. Detroit
Sept. 10, 1978 vs. Oakland
Dec. 3, 1972 vs. Oakland
52 Nov. 27, 1960 vs. Oakland

Fewest Attempts, Season

267 1982[†]
351 2000
361 1966

Most Yards, Season

2,578 2006
2,257 1990
2,248 1991

Most Yards, Game

289 Dec. 28, 2008 vs. Denver
287 Oct. 13, 1963 vs. N.Y. Jets
274 Dec. 16, 2007 vs. Detroit

Fewest Yards, Game

2 Dec. 17, 1961 vs. Boston
3 Nov. 19, 1961 vs. Dallas Texans
11 Nov. 20, 1960 vs. Buffalo

Most Touchdowns, Season

32 2006
26 1981
25 1979

Fewest Touchdowns, Season

4 2012, 2015
5 1997
6 2014

Most Touchdowns, Game

5 (4x) Last: Dec. 28, 2008 vs. Denver
4 (22x) Last: Dec. 25, 2009 at Tennessee
3 (47x) Last: Oct. 15, 2018 at Cleveland

RUSHING AVERAGE**Highest, Season**

5.6 1963
5.1 2003
4.9 2006

Highest, Game

8.52 Dec. 24, 1967 vs. N.Y. Jets
8.44 Dec. 22, 1963 vs. Denver
8.26 Nov. 5, 2006 vs. Cleveland

PASSING**Most Attempts, Season**

667 2015
662 1984
635 1983

Most Attempts, Game

65 Oct. 18, 2015 at Green Bay
Oct. 19, 1986 at Kansas City
58 Oct. 25, 2015 vs. Oakland
Dec. 22, 1985 at Kansas City
56 Nov. 18, 1984 vs. Miami (OT)

Fewest Attempts, Season

337 1975
338 1982[†]
349 1974

Fewest Attempts, Game

6 Dec. 19, 2004 at Cleveland
10 Dec. 18, 1988 vs. Kansas City
11 (2x) Last: Oct. 28, 2007 vs. Houston

Most Completions, Season

442 2015
413 2020
401 1984

Most Completions, Game

43 Oct. 18, 2015 at Green Bay
38 Oct. 25, 2015 vs. Oakland
37 (4x) Last: Nov. 22, 2020 vs. N.Y. Jets

Fewest Completions, Game

1 at Kansas City Sept. 20, 1998
3 vs. Oakland Oct. 5, 1975
4 at Cleveland Dec. 19, 2004
vs. Kansas City Nov. 2, 1986

Most Net Yards Gained, Season

4,870 1985
4,739 1981
4,661 1983

Most Net Yards Gained, Game

494 Sept. 15, 1985 vs. Seattle
488 Oct. 18, 2015 at Green Bay
486 Dec. 20, 1982 vs. Cincinnati

Fewest Net Yards Gained, Season

1,610 1975
1,808 1973
2,244 1977

Fewest Net Yards Gained, Game

-22 Oct. 5, 1975 vs. Oakland
-19 Sept. 20, 1998 at Kansas City
7 Sept. 16, 1973 at Washington

Most Touchdowns, Season

37 1985
34 1981, 2008
33 2016

Fewest Touchdowns, Season

7 1975
9 1973
11 1977, 1988, 1998

Most Touchdowns, Game

7 Nov. 22, 1981 at Oakland
5 (9x) Last: Oct. 31, 2004 vs. Oakland
4 (32x) Last: Sept. 26, 2021 at Kansas City

Most Had Intercepted, Season

34 1962, 1998
33 1968, 1983, 1986
30 1964, 1973, 1978, 1985, 2000

Most Had Intercepted, Game

7 Dec. 13, 1998 at Seattle
Dec. 8, 1968 vs. Kansas City
6 (6x) Last: Oct. 24, 1999 vs. Green Bay
5 (14x) Last: Dec. 27, 1987 at Denver

Fewest Had Intercepted, Season

8 2004
9 2006
10 2009, 2020

SACKED ATTEMPTING TO PASS

Most Times, Season

57 1970
53 2000
51 1997

Fewest Times, Season

11 1967
12 1982†
18 1968, 2017

Most Times Sacked Opponent, Season

62 1986
61 2006
60 1980

Most Times Sacked Opponent, Game

11 Dec. 23, 2012 at N.Y. Jets
Nov. 16, 1986 vs. Dallas
10 Sept. 24, 1978 vs. Green Bay
9 (5x) Last: Dec. 24, 2016 at Cleveland

INTERCEPTIONS

Most, Season

49* 1961
31 1969
30 1964, 2007

Most, Game

6 (6x) Last: vs. Indianapolis Nov. 11, 2007
5 (9x) Last: vs. Buffalo Nov. 19, 2017
4 (30x) Last: at Indianapolis Nov. 28, 2010

Most, Game, Both Teams

10 Dec. 13, 1998 at Seattle
9 Sept. 21, 1980 at Denver
Nov. 1, 1964 at Oakland
8 (11x) Last: Nov. 11, 2007 vs. Indianapolis

Fewest, Season

7 2014
9 1970
10 2005

Most Yards Returned, Season

929* 1961
562 1979
499 1984

Most Yards Returned, Game

194 Sept. 24, 1961 vs. Houston Oilers
174 Oct. 29, 1961 vs. Denver
171 Nov. 18, 1979 vs. Pittsburgh

Fewest Yards Returned, Season

65 2014
90 1970
123 1999

Most Touchdowns by Returns, Season

9* 1961
5 2012
4 1984, 2000

Most Touchdowns by Returns, Game

2 Nov. 28, 2010 at Indianapolis
Oct. 29, 1961 vs. Denver
1 (92x) Last: Nov. 22, 2020 vs. N.Y. Jets

Most Consecutive Games

46* 1960-63

PUNTS

Most, Season

95 1998
92 2000
90 1997

Most, Game

11 (5x) Last: Oct. 11, 1998 at Oakland
10 (11x) Last: Nov. 12, 2017 at Jacksonville
9 (12x) Last: Dec. 24, 2017 at N.Y. Jets

Fewest, Season

23 1982†
45 1972
47 2011

Fewest, Game

0 (8x) Last: Sept. 19, 2021 vs. Dallas
1 (35x) Last: Jan. 1, 2017 vs. Kansas City
2 (82x) Last: Sept. 12, 2021 at Washington

Fewest, Game, Both Teams

1 (3x) Last: Sept. 19, 2021 vs. Dallas
2 (7x) Last: Jan. 1, 2017 vs. Kansas City
3 (16x) Last: Sept. 23, 2018 at L.A. Rams

PUNT YARDS

Most, Season

4,248 2000
4,174 1998
3,972 1997

Most, Game

522 Oct. 11, 1998 at Oakland
493 Nov. 18, 2012 at Denver
492 Nov. 10, 1974 at Kansas City

Fewest, Season

868 1982†
1,813 1972
2,234 2011

Highest Average, Season

48.1 2017
47.5 2011
47.0 2019

Lowest Average, Season

36.3 1978
36.5 1979
36.8 1975

PUNT RETURNS

Most, Season

57 1978
52 1979
49 2003

Most, Game

8 (4x) Last: Dec. 7, 2003 at Detroit
7 (7x) Last: Dec. 7, 1978 at Houston
6 (13x) Last: Dec. 20, 2015 vs. Miami

Fewest, Season

12 1982†
20 2015
21 1966

Most Fair Catches, Season

32 1969
26 2015, 2017
25 1991, 1999

Most Fair Catches, Game

6 Dec. 17, 1989 at Kansas City
Dec. 4, 1978 vs. Chicago
5 (3x) Last: Sept. 3, 2000 at Oakland
4 (11x) Last: Dec. 24, 2017 at N.Y. Jets

Fewest Fair Catches, Season

0 1960, 1961, 1962, 1963, 1964, 1965, 1975
1 1976
3 1977

PUNT RETURN YARDS

Most, Season

590 1978
559 1996
542 1998

Most, Game

168 Nov. 2, 1997 at Cincinnati
151 Sept. 20, 1965 vs. Kansas City
139 Nov. 5, 1961 vs. Titans of N.Y.

Fewest, Season

84 2015
100 2020
118 2019

Highest Average, Season

15.5 1961
14.7 1996
13.4 1965

Lowest Average, Season

4.2 2015
5.4 2019
5.6 1970, 2020

PUNT RETURN TOUCHDOWNS

Most, Season

3 1997
2 1965, 1973, 1990, 1994
1 (16x) Last: 2019

Most, Game

2 Nov. 2, 1997 at Cincinnati
1 (25x) Last: Oct. 26, 2019 vs. Denver

KICKOFF RETURNS

Most, Season

84 2003
83 2000
75 1997

Most, Game

9 (7x) Last: Nov. 3, 2002 vs. N.Y. Jets
8 (15x) Last: Oct. 26, 2008 at N.O. in London
7 (51x) Last: Sept. 26, 2010 at Seattle

Most, Game, Both Teams

17 Dec. 8, 1985 vs. Pittsburgh
16 Dec. 18, 1960 vs. Titans of New York
15 (3x) Last: Oct. 2, 1983 at N.Y. Giants

KICKOFF RETURN YARDS

Most, Season

1,804 2003
1,792 2000
1,716 2001

Most, Game

269 Nov. 18, 2001 at Oakland
242 Oct. 21, 1973 vs. Atlanta
232 Dec. 13, 1964 vs. Kansas City

Fewest, Season

474 2017
508 2016
577 2014

Highest Average, Season

26.0 2001
25.6 2011
25.5 2007

Lowest Average, Season

16.5 1961
17.5 1986
18.0 1992

KICKOFF RETURN TOUCHDOWNS

Most, Season

2 1988, 1994, 1995, 2001
1 1962, 1985, 1989, 1991, 1997, 2000, 2004,
2007, 2008, 2011, 2012

Most, Game

1 (19x) Last: Dec. 30, 2012 vs. Oakland

PENALTIES

Most Seasons Leading League

3 1962, 1964, 1965

Most, Season

137 1998
129 1997
128 1981

Most, Game

19 Nov. 16, 1997 at Kansas City
16 Nov. 15, 1998 vs. Baltimore
15 Nov. 3, 1997 at Indianapolis

Fewest, Season

63 1969
64 1982[†]
68 1966

Fewest, Game

0 (5x) Last: Oct. 9, 2011 at Denver
1 (28x) Last: Nov. 19, 2017 vs. Buffalo
2 (39x) Last: Dec. 22, 2019 at Oakland

Most Yards, Season

1,229 1998
1,101 1997
1,039 1988

Most Yards, Game

148 Oct. 13, 1963 vs. N.Y. Jets
146 Nov. 15, 1998 vs. Baltimore
Nov. 16, 1997 at Kansas City
138 Nov. 16, 1981 at Seattle

FUMBLES

Most, Season

44 1985
42 1983
40 1972, 1973, 1980

Most, Game

9 Sept. 24, 1978 vs. Green Bay
7 Sept. 30, 1973 vs. Cincinnati
6 (5x) Last: Dec. 13, 1987 vs. Pittsburgh

Most by Opponent, Game

9 Nov. 15, 1964 at Kansas City
7 (3x) Last: Sept. 9, 2001 vs. Washington
6 (6x) Last: Dec. 9, 1995 vs. Arizona

Most, Game, Both Teams

11 (3x) Last: Oct. 13, 1985 vs. Kansas City
10 (5x) Last: Nov. 25, 1990 vs. Seattle
9 (7x) Last: Sept. 9, 2001 vs. Washington

Fewest, Season

13 1993
14 2009, 2013
16 1963, 2002, 2014, 2020

Most Lost, Season

22 1980, 1981, 1983
21 1973, 1978
20 1972, 1987, 2000

Most Lost, Game

6 Sept. 24, 1978 vs. Green Bay
4 (10x) Last: Dec. 10, 2000 at Baltimore
3 (40x) Last: Sept. 25, 2016 at Indianapolis

Most Own Recovered, Season

25 1985
21 1979
20 1972, 1973, 1975, 1983

Most Own Recovered, Game

5 (5x) Last: Dec. 26, 1999 vs. Oakland
4 (7x) Last: Sept. 14, 2014 vs. Seattle
3 (42x) Last: Jan. 3, 2016 at Denver

Fewest Own Recovered, Season

4 1963, 2013
7 1989, 2009
8 1965, 1967, 1968, 1993, 2002, 2003, 2016

Most Opponents Recovered, Season

22 1986
18 1973, 1979, 1980, 1981, 2007
17 1960, 1961, 1963, 1983, 1984

Fewest Opponents Recovered, Season

3 2019
4 2011
5 1963

POINTS ALLOWED

Most, Season

462 1983
441 2003
440 2000

Most, Game

57 at St. Louis Oct. 1, 2000
52 at Pittsburgh Nov. 25, 1984
51 at Oakland Oct. 29, 1967

Most, Quarter

31 Dec. 8, 1963 at Oakland (4th quarter)
30 Nov. 20, 1983 at St. Louis Cardinals (2nd quarter)
28 (5x) Last: Nov. 28, 1999 at Min. (2nd quarter)

Fewest, Season

205 1977
219 1961
221 1982[†]

Fewest, Game

0 (18x) Last: Oct. 22, 2017 vs. Denver
3 (16x) Last: Nov. 22, 2009 at Denver
6 (19x) Last: Nov. 23, 2017 at Dallas

FIRST DOWNS ALLOWED

Most, Season

365 1981
364 1985
347 1983

Most, Game

34 Sept. 14, 2008 at Denver
Dec. 29, 2002 vs. Seattle
Nov. 19, 2000 at Denver

Most, Game

33 Sept. 26, 2021 at Kansas City
Sept. 23, 2018 at L.A. Rams
Nov. 23, 2003 vs. Cincinnati

Fewest, Season

32 Oct. 4, 2009 at Pittsburgh

Fewest, Game

5 Dec. 12, 2010 vs. Kansas City
Sept. 19, 1976 at Tampa Bay

Fewest, Game

6 Oct. 11, 1998 at Oakland
Oct. 22, 1961 at Oakland
7 (5x) Last: Sept. 15, 2002 vs. Houston

Most by Rushing, Season

154 1975
143 1971
137 1983

Most by Rushing, Game

19 (3x) Last: Nov. 22, 1987 at Seattle
17 Sept. 23, 1962 vs. Houston
16 Oct. 16, 1977 vs. New England
Dec. 18, 1966 vs. Kansas City

Fewest by Rushing, Season

54 1965
65 1982
71 1969

Fewest by Rushing, Game

0 (5x) Last: Nov. 28, 2010 at Indianapolis
1 (23x) Last: Nov. 3, 2019 vs. Green Bay
2 (42x) Last: Oct. 4, 2015 vs. Cleveland

Most by Passing, Season

218 1985
216 1981
213 2008

Most by Passing, Game

24 Nov. 19, 2000 at Denver
23 Sept. 18, 2011 at New England
22 (4x) Last: Nov. 15, 2009 vs. Philadelphia

Fewest by Passing, Season

105 1977
114 1971
116 1965

Fewest by Passing, Game

1 (3x) Last: Dec. 28, 2003 vs. Oakland
2 (6x) Last: Dec. 19, 2004 at Cleveland
3 (12x) Last: Sept. 11, 2011 vs. Minnesota

Most by Penalty, Season

41 2000, 2004, 2014
35 1981, 1997, 1998
33 2017

Most by Penalty, Game

7 Nov. 5, 2006 vs. Cleveland
6 (9x) Last: Sept. 24, 2017 vs. Kansas City
5 (22x) Last: Nov. 22, 2020 vs. N.Y. Jets

Fewest by Penalty, Season

12 1982[†]
13 1969, 1992
14 1976

NET YARDS ALLOWED

Most, Season

6,265 1985
6,136 1981
6,034 2002

Most, Game

614 Oct. 1, 2000 at St. Louis
591 Dec. 29, 2002 vs. Seattle
553 Sept. 22, 1996 at Oakland

Fewest, Season

3,253 1982[†]
3,268 1965
3,652 1977

Fewest, Game

58 Oct. 22, 1961 at Oakland
67 Dec. 12, 2010 vs. Kansas City
99 Nov. 1, 1992 vs. Indianapolis

RUSHING ALLOWED

Most Attempts, Season

606 1975
559 1973
552 1983

Most Attempts, Game

61 Oct. 25, 1981 at Chicago (OT)
60 Nov. 30, 1975 at Denver (OT)
59 Sept. 18, 1977 at Oakland

Fewest Attempts, Season

230 1982[†]
306 1965
355 2004

Fewest Attempts, Game

9 Dec. 16, 2007 vs. Detroit
Sept. 7, 1986 vs. Miami
10 (2x) Last: Sept. 16, 2012 vs. Tennessee
11 (6x) Last: Nov. 3, 2019 vs. Green Bay

Most Yards, Season

2,442 1975
2,403 1966
2,296 1971

Most Yards, Game

378 Nov. 4, 2007 at Minnesota
355 Dec. 20, 2014 at San Francisco
328 Nov. 30, 1975 at Denver (OT)

Fewest Yards, Season

961 1982[†]
1,094 1965
1,140 1998

Fewest Yards, Game

2 Oct. 22, 1961 at Oakland
11 Dec. 17, 2000 at Carolina
13 Oct. 5, 1997 at Oakland

Most Touchdowns, Season

26 1983
25 1971, 1981, 1985
23 1973, 1984

Fewest Touchdowns, Season

7 1961, 1965
8 1999, 2011
10 (12x) Last: 2012

Most Touchdowns, Game

5 Oct. 21, 1973 vs. Atlanta
Sept. 18, 1960 at Houston
4 (11x) Last: Nov. 3, 2013 at Washington
3 (47x) Last: Nov. 18, 2018 vs. Denver

PASSING ALLOWED

Most Attempts, Season

636 1996
607 2002, 2004
605 2008

Most Attempts, Game

61 Sept. 20, 1987 vs. St. Louis
58 (2x) Last: Oct. 3, 2004 vs. Tennessee
57 (2x) Last: Sept. 22, 1996 at Oakland

Fewest Attempts, Season

330 1977
341 1973
342 1982[†]

Fewest Attempts, Game

7 Nov. 6, 1977 at Detroit
12 (2x) Last: Dec. 10, 1972 at Denver
13 (4x) Last: Oct. 4, 1987 at Cincinnati

Most Completions, Season

411 2008
375 2002
372 2004

Most Completions, Game

40 Dec. 20, 1982 vs. Cincinnati
39 Oct. 3, 2004 vs. Tennessee
37 Oct. 9, 1994 Kansas City

Fewest Completions, Season

170 1966
172 1977
177 1973

Fewest Completions, Game

3 Sept. 19, 1976 at Tampa Bay
5 (5x) Last: Oct. 4, 1987 at Cincinnati
6 (6x) Last: Dec. 28, 2003 vs. Oakland

Most Net Yards, Season

4,311 1981
4,295 2002
4,293 1985

Most Net Yards, Game

453 Nov. 10, 2002 at St. Louis
451 Oct. 1, 2000 at St. Louis
443 Nov. 19, 2000 at Denver

Fewest Net Yards, Season

1,725 1977
2,155 1966
2,174 1965

Fewest Net Yards, Game

-13 Oct. 4, 1987 at Cincinnati
-4 Sept. 19, 1976 at Tampa Bay
0 Dec. 28, 2003 vs. Oakland
Dec. 6, 1970 vs. Cincinnati

Most Touchdowns, Season

36 2003
33 2000
31 1997

Most Touchdowns, Game

5 (8x) Last: Oct. 4, 2020 at Tampa Bay
4 (30x) Last: Sept. 9, 2018 vs. Kansas City
3 (109x) Last: Sept. 26, 2021 at Kansas City

Fewest Touchdowns, Season

10 1982[†]
11 1979
13 1966, 1970, 1974

PUNT RETURNS ALLOWED

Most by Opponents, Season

56 1988
51 1996, 2000
49 1998

Fewest by Opponents, Season

7 1982[†]
16 1968
17 1960, 1972

Most Yards by Opponents, Season

722 2000
612 1996
601 1976

Most Yards by Opponent, Game

160 Sept. 13, 2010 at Kansas City
150 Dec. 27, 1987 at Denver
145 Dec. 6, 2020 vs. New England

KICKOFF RETURNS ALLOWED

Most by Opponent, Season

90 2006
88 1981
87 2009

Fewest by Opponent, Season

21 2016
32 2015
34 2020

Most by Opponent, Game

10 (4x) Last: Dec. 16, 2007 vs. Detroit
9 (7x) Last: Nov. 28, 2010 at Indianapolis
8 (25x) Last: Nov. 24, 2013 at Kansas City

CAREER TOP-10

RUSHING YARDS

1. LaDainian Tomlinson, 2001-09	12,490
2. Paul Lowe, 1960-68	4,972
3. Marion Butts, 1989-93	4,297
4. Melvin Gordon, 2015-19	4,240
5. Ryan Mathews, 2010-14	4,061
6. Natrone Means, 1993-95, 98-99	3,885
7. Chuck Muncie, 1980-84	3,309
8. Don Woods, 1974-80	2,858
9. Keith Lincoln, 1961-66, 68	2,698
10. Dick Post, 1967-70	2,519

RUSHING TOUCHDOWNS

1. LaDainian Tomlinson, 2001-09	138
2. Chuck Muncie, 1980-84	43
3. Paul Lowe, 1960-68	38
4. Melvin Gordon, 2015-19	36
5. Natrone Means, 1993-95, 98-99	34
6. Marion Butts, 1989-93	31
7. Ryan Mathews, 2010-14	23
8. Mike Tolbert, 2008-11	20
9. Tim Spencer, 1985-90	19
10. Hank Bauer, 1977-82	17
Rod Bernstine, 1987-92	17
Dick Post, 1967-70	17
Clarence Williams, 1977-81	17

RUSHING ATTEMPTS

1. LaDainian Tomlinson, 2001-09	2,880
2. Melvin Gordon, 2015-19	1,059
3. Marion Butts, 1989-93	1,031
4. Paul Lowe, 1960-68	1,015
5. Natrone Means, 1993-95, 98-99	1,013
6. Ryan Mathews, 2010-14	923
7. Chuck Muncie, 1980-84	773
8. Don Woods, 1974-80	713
9. Keith Lincoln, 1961-66, 68	573
10. Mike Garrett, 1970-73	572

TOTAL YARDS FROM SCRIMMAGE

1. LaDainian Tomlinson, 2001-09	16,445
2. Antonio Gates, 2003-18	11,841
3. Lance Alworth, 1962-70	9,721
4. Charlie Joiner, 1976-86	9,191
5. Keenan Allen, 2013-21	7,754
6. Gary Garrison, 1966-76	7,562
7. Kellen Winslow, 1979-87	6,741
8. Wes Chandler, 1981-87	6,197
9. Melvin Gordon, 2015-19	6,113
10. Paul Lowe, 1960-68	6,017

PASSING YARDS

1. Philip Rivers, 2004-19	59,271
2. Dan Fouts, 1973-87	43,040
3. John Hadl, 1962-72	26,938
4. Stan Humphries, 1992-97	16,085
5. Drew Brees, 2001-05	12,348
6. Jack Kemp, 1960-62	5,996
7. Justin Herbert, 2020-21	5,292
8. Doug Flutie, 2001-04	4,901
9. John Friesz, 1990-93	4,396
10. Jim Harbaugh, 1999-2000	4,177

TOUCHDOWN PASSES

1. Philip Rivers, 2004-19	397
2. Dan Fouts, 1973-87	254
3. John Hadl, 1962-72	201
4. Stan Humphries, 1992-97	85
5. Drew Brees, 2001-05	80
6. Justin Herbert, 2020-21	37
Jack Kemp, 1960-62	37
8. Tobin Rote, 1963-64	29
9. Doug Flutie, 2001-04	25
10. Billy Joe Tolliver, 1989-90	21

PASS ATTEMPTS

1. Philip Rivers, 2004-19	7,591
2. Dan Fouts, 1973-87	5,604
3. John Hadl, 1962-72	3,640
4. Stan Humphries, 1992-97	2,350
5. Drew Brees, 2001-05	1,809
6. Jack Kemp, 1960-62	815
7. John Friesz, 1990-93	747
8. Doug Flutie, 2001-04	737
9. Justin Herbert, 2020-21	721
10. Jim Harbaugh, 1999-2000	636

PASS COMPLETIONS

1. Philip Rivers, 2004-19	4,908
2. Dan Fouts, 1973-87	3,297
3. John Hadl, 1962-72	1,824
4. Stan Humphries, 1992-97	1,335
5. Drew Brees, 2001-05	1,125
6. Justin Herbert, 2020-21	484
7. Doug Flutie, 2001-04	408
8. John Friesz, 1990-93	401
9. Jack Kemp, 1960-62	389
10. Jim Harbaugh, 1999-2000	372

PASSES INTERCEPTED

1. Dan Fouts, 1973-87	242
2. John Hadl, 1962-72	211
3. Philip Rivers, 2004-19	198
4. Stan Humphries, 1992-97	73
5. Drew Brees, 2001-05	53
6. Jack Kemp, 1960-62	49
7. Ryan Leaf, 1998-2000	33
8. Tobin Rote, 1963-64	32
9. Craig Whelihan, 1995-98	29
10. Jim Harbaugh, 1999-2000	24
Billy Joe Tolliver, 1989-90	24

RECEIVING YARDS

1. Antonio Gates, 2003-18	11,841
2. Lance Alworth, 1962-70	9,584
3. Charlie Joiner, 1976-86	9,203
4. Keenan Allen, 2013-21	7,655
5. Gary Garrison, 1966-76	7,533
6. Kellen Winslow, 1979-87	6,741
7. Wes Chandler, 1981-87	6,132
8. Anthony Miller, 1988-93	5,582
9. Malcom Floyd, 2004-15	5,550
10. Vincent Jackson, 2005-11	4,754

RECEIVING TOUCHDOWNS

1. Antonio Gates, 2003-18	116
2. Lance Alworth, 1962-70	81
3. Gary Garrison, 1966-76	58
4. Charlie Joiner, 1976-86	47
5. Kellen Winslow, 1979-87	45
6. Keenan Allen, 2013-21	43
7. Wes Chandler, 1981-87	41
8. Vincent Jackson, 2005-11	37
Anthony Miller, 1988-93	37
10. John Jefferson, 1978-80	36

RECEPTIONS

1. Antonio Gates, 2003-18	955
2. Keenan Allen, 2013-21	645
3. Charlie Joiner, 1976-86	586
4. Kellen Winslow, 1979-87	541
5. LaDainian Tomlinson, 2001-09	530
6. Lance Alworth, 1962-70	493
7. Gary Garrison, 1966-76	404
8. Ronnie Harmon, 1990-95	377
9. Anthony Miller, 1988-93	374
10. Wes Chandler, 1981-87	373

QUARTERBACK SACKS

1. Leslie O'Neal, 1986, 1988-95	105.5
2. Shaun Phillips, 2004-12	69.5
3. Gary Johnson, 1975-84	67.0
4. Lee Williams, 1984-90	65.5
5. Fred Dean, 1975-81	53.5
6. Joey Bosa, 2016-21	49.0
Melvin Ingram, 2012-20	49.0
8. Junior Seau, 1990-2002	47.0
9. Raylee Johnson, 1993-2003	46.0
10. Shawne Merriman, 2005-09	43.5
Leroy Jones, 1976-83	43.5

INTERCEPTIONS

1. Gill Byrd, 1983-92	42
2. Dick Harris, 1960-65	29
3. Rodney Harrison, 1994-2002	26
4. Kenny Graham, 1964-69	25
5. Mike Williams, 1975-82	24
6. Joe Beauchamp, 1966-75	23
7. Quentin Jammer, 2002-12	21
Woodrowe Lowe, 1976-86	21
Bob Howard, 1967-74	21
Leslie "Speedy" Duncan, 1964-70	21

INTERCEPTION RETURN YARDS

1. Gill Byrd, 1983-92	546
2. Charlie McNeil, 1960-64	502
3. Kenny Graham, 1964-69	477
4. Joe Beauchamp, 1966-75	433
5. Dick Harris, 1960-65	413
6. Rodney Harrison, 1994-2002	345
7. Woodrowe Lowe, 1976-86	343
8. Darren Carrington, 1991-94	337
9. Leslie "Speedy" Duncan, 1964-70	322
10. Glen Edwards, 1978-81	309

INTERCEPTION TOUCHDOWNS

1. Kenny Graham, 1964-69	5
Dick Harris, 1960-65	5
3. Woodrowe Lowe, 1976-86	4
4. Eric Weddle, 2007-13	3
Joe Beauchamp, 1966-75	3
6. Desmond King, 2017-20	2
Shaun Phillips, 2004-12	2
Demorrio Williams, 2012	2
Antonio Cromartie, 2006-09	2
Clinton Hart, 2004-09	2
Donnie Edwards, 2002-06	2
Rodney Harrison, 1994-2002	2
Stanley Richard, 1991-94	2
Donald Frank, 1990-93	2
Gill Byrd, 1983-92	2
Gary Johnson, 1975-84	2
Leslie "Speedy" Duncan, 1964-70	2
Earl Faison, 1961-66	2
Charlie McNeil, 1960-64	2
Bob Laraba, 1960-61	2

TOUCHDOWNS SCORED

1. LaDainian Tomlinson, 2001-09	153
2. Antonio Gates, 2003-18	116
3. Lance Alworth, 1962-70	83
4. Gary Garrison, 1966-76	58
5. Melvin Gordon, 2015-19	47
Charlie Joiner, 1976-86	47
7. Paul Lowe, 1960-68	46
8. Kellen Winslow, 1979-87	45
Chuck Muncie, 1980-84	45
10. Keenan Allen, 2013-21	44

POINTS SCORED

1. John Carney, 1990-2000.....	1,076
2. LaDainian Tomlinson, 2001-09	918
3. Nate Kaeding, 2004-12.....	889
4. Rolf Benirschke, 1977-86.....	766
5. Antonio Gates, 2003-18.....	700
6. Lance Alworth, 1962-70.....	500
7. Nick Novak, 2011-14.....	459
8. Dennis Partee, 1968-75.....	380
9. Gary Garrison, 1966-76.....	348
10. Melvin Gordon, 2015-19.....	286

FIELD GOALS

1. John Carney, 1990-2000.....	261
2. Nate Kaeding, 2004-12.....	180
3. Rolf Benirschke, 1977-86.....	146
4. Nick Novak, 2011-14, 17.....	110
5. Dennis Partee, 1968-75.....	71
6. Michael Badgley, 2018-20.....	52
Josh Lambo, 2015-16.....	52
8. George Blair, 1961-64.....	50
9. Steve Christie, 2001-03.....	42
10. Ray Wersching, 1973-76.....	32

FIELD GOAL ATTEMPTS

1. John Carney, 1990-2000.....	320
2. Rolf Benirschke, 1977-86.....	208
3. Nate Kaeding, 2004-12.....	207
4. Nick Novak, 2011-14, 17.....	130
5. Dennis Partee, 1968-75.....	121
6. George Blair, 1961-64.....	80
7. Ray Wersching, 1973-76.....	68
8. Michael Badgley, 2018-20.....	65
9. Josh Lambo, 2015-16.....	64
10. Dick Van Raaphorst, 1966-67.....	61

KICKOFF RETURN YARDS

1. Darren Sproles, 2005-10.....	6,469
2. Ronney Jenkins, 2000-02.....	3,997
3. Andre Coleman, 1994-96.....	3,914
4. Leslie "Speedy" Duncan, 1964-70.....	3,386
5. James Brooks, 1981-83.....	2,305
6. Kenny Bynum, 1997-2000.....	2,182
7. Lionel James, 1984-88.....	2,094
8. Nate Lewis, 1990-93.....	2,047
9. Artie Owens, 1976-79.....	1,998
10. Tim Dwight, 2001-04.....	1,876

KICKOFF RETURN TOUCHDOWNS

1. Andre Coleman, 1994-96.....	4
2. Ronney Jenkins, 2000-02.....	3
3. Darren Sproles, 2005-10.....	2
Anthony Miller, 1988-93.....	2
5. Micheal Spurlock, 2012.....	1
Tim Dwight, 2001-04.....	1
Richard Goodman, 2010-11.....	1
Rodney Harrison, 1994-2002.....	1
Nate Lewis, 1990-93.....	1
Jamie Holland, 1987-89.....	1
Gary Anderson, 1985-88.....	1
Keith Lincoln, 1960-66.....	1

KICKOFF RETURNS

1. Darren Sproles, 2005-10.....	258
2. Andre Coleman, 1994-96.....	166
3. Ronney Jenkins, 2000-02.....	165
4. Leslie "Speedy" Duncan, 1964-70.....	134
5. Kenny Bynum, 1997-2000.....	107
6. James Brooks, 1981-83.....	105
7. Lionel James, 1984-88.....	99
8. Nate Lewis, 1990-93.....	92
9. Artie Owens, 1976-79.....	88
10. Tim Dwight, 2001-04.....	80

PUNT RETURN YARDS

1. Mike Fuller, 1975-80.....	2,388
2. Leslie "Speedy" Duncan, 1964-70.....	1,651
3. Darrien Gordon, 1993-94, 96.....	1,407
4. Lionel James, 1984-88.....	1,193
5. Darren Sproles, 2005-10.....	935
6. Eric Parker, 2002-06.....	881
7. James Brooks, 1981-83.....	565
8. Tim Dwight, 2001-04.....	508
9. Eric Metcalf, 1997.....	489
10. Desmond King, 2017-20.....	438

PUNT RETURN TOUCHDOWNS

1. Leslie "Speedy" Duncan, 1964-70.....	4
2. Eric Metcalf, 1997.....	3
Darrien Gordon, 1993-94, 96.....	3
4. Desmond King, 2017-20.....	2
Darren Sproles, 2005-10.....	2
Lionel James, 1984-88.....	2
Mike Fuller, 1975-80.....	2
Ron Smith, 1973.....	2
9. Travis Benjamin, 2017-18.....	1
Micheal Spurlock, 2012.....	1
Tim Dwight, 2001-04.....	1
Andre Coleman, 1994-96.....	1
Nate Lewis, 1990-93.....	1
Kitrick Taylor, 1990-91.....	1
Keith Lincoln, 1961-68.....	1

PUNT RETURNS

1. Mike Fuller, 1975-80.....	212
2. Leslie "Speedy" Duncan, 1964-70.....	138
3. Lionel James, 1984-88.....	124
4. Darren Sproles, 2005-10.....	114
5. Eric Parker, 2002-06.....	105
6. Darrien Gordon, 1993-94, 96.....	103
7. James Brooks, 1981-83.....	52
8. Tim Dwight, 2001-04.....	46
9. Desmond King, 2017-20.....	45
Eric Metcalf, 1997.....	45

MOST SEASONS

1. David Binn, 1994-10.....	17
2. Philip Rivers, 2004-16.....	16
Antonio Gates, 2003-18.....	16
3. Dan Fouts, 1973-87.....	15
Russ Washington, 1968-82.....	15
6. Doug Wilkerson, 1971-84.....	14
Don Macek, 1976-89.....	14
8. Mike Scifres, 2003-15.....	13
Junior Seau, 1990-2002.....	13
10. Jamal Williams, 1998-2009.....	12

MOST GAMES PLAYED

1. David Binn, 1994-2010.....	256
2. Antonio Gates, 2003-18.....	236
3. Philip Rivers, 2004-19.....	228
4. Junior Seau, 1990-2002.....	200
Russ Washington, 1968-82.....	200
6. Mike Scifres, 2003-15.....	195
Doug Wilkerson, 1971-84.....	195
8. Dan Fouts, 1973-87.....	181
9. Quentin Jammer, 2002-12.....	172
10. Charlie Joiner, 1976-86.....	164
Woodrow Lowe, 1976-86.....	164

SINGLE-SEASON TOP-10

RUSHING YARDS

1. LaDainian Tomlinson, 2006	1,815
2. LaDainian Tomlinson, 2002	1,683
3. LaDainian Tomlinson, 2003	1,645
4. LaDainian Tomlinson, 2007	1,474
5. LaDainian Tomlinson, 2005	1,462
6. Natrone Means, 1994	1,350
7. LaDainian Tomlinson, 2004	1,335
8. Ryan Mathews, 2013	1,255
9. LaDainian Tomlinson, 2001	1,236
10. Marion Butts, 1990	1,225

RUSHING TOUCHDOWNS

1. LaDainian Tomlinson, 2006	28
2. Chuck Muncie, 1981	19
3. LaDainian Tomlinson, 2005	18
4. LaDainian Tomlinson, 2004	17
5. LaDainian Tomlinson, 2007	15
6. LaDainian Tomlinson, 2002	14
7. LaDainian Tomlinson, 2003	13
8. LaDainian Tomlinson, 2009	12
Natrone Means, 1994	12
Chuck Muncie, 1983	12
Clarence Williams, 1979	12

RUSHING ATTEMPTS

1. LaDainian Tomlinson, 2002	372
2. LaDainian Tomlinson, 2006	348
3. Natrone Means, 1994	343
4. LaDainian Tomlinson, 2005	339
LaDainian Tomlinson, 2004	339
LaDainian Tomlinson, 2001	339
7. LaDainian Tomlinson, 2007	315
8. LaDainian Tomlinson, 2003	313
9. Earnest Jackson, 1984	296
10. LaDainian Tomlinson, 2008	292

TOTAL YARDS FROM SCRIMMAGE

1. LaDainian Tomlinson, 2003	2,370
2. LaDainian Tomlinson, 2006	2,323
3. LaDainian Tomlinson, 2002	2,172
4. LaDainian Tomlinson, 2007	1,949
5. LaDainian Tomlinson, 2005	1,832
6. LaDainian Tomlinson, 2004	1,776
7. LaDainian Tomlinson, 2001	1,603
8. Lance Alworth, 1965	1,590
9. Natrone Means, 1994	1,585
10. Melvin Gordon, 2017	1,581

PASSING YARDS

1. Dan Fouts, 1981	4,802
2. Philip Rivers, 2015	4,792
3. Dan Fouts, 1980	4,715
4. Philip Rivers, 2010	4,710
5. Philip Rivers, 2011	4,624
6. Philip Rivers, 2019	4,615
7. Philip Rivers, 2017	4,515
8. Philip Rivers, 2013	4,478
9. Philip Rivers, 2016	4,386
10. Justin Herbert, 2020	4,336

TOUCHDOWN PASSES

1. Philip Rivers, 2008	34
2. Philip Rivers, 2016	33
Dan Fouts, 1981	33
4. Philip Rivers, 2018	32
Philip Rivers, 2013	32
6. Justin Herbert, 2020	31
Philip Rivers, 2014	31
8. Philip Rivers, 2010	30
Dan Fouts, 1980	30
10. Philip Rivers, 2015	29

PASS ATTEMPTS

1. Philip Rivers, 2015	661
2. Dan Fouts, 1981	609
3. Justin Herbert, 2020	595
4. Philip Rivers, 2019	591
5. Dan Fouts, 1980	589
6. Philip Rivers, 2011	582
7. Philip Rivers, 2016	578
8. Philip Rivers, 2017	575
9. Philip Rivers, 2014	570
10. Philip Rivers, 2013	544

PASS COMPLETIONS

1. Philip Rivers, 2015	437
2. Justin Herbert, 2020	396
3. Philip Rivers, 2019	390
4. Philip Rivers, 2014	379
5. Philip Rivers, 2013	378
6. Philip Rivers, 2011	366
7. Dan Fouts, 1981	360
Philip Rivers, 2017	360
9. Philip Rivers, 2010	357
10. Philip Rivers, 2016	349

PASSES INTERCEPTED

1. John Hadl, 1968	32
2. John Hadl, 1972	26
3. John Hadl, 1971	25
Jack Kemp, 1960	25
5. Dan Fouts, 1980	24
Dan Fouts, 1979	24
John Hadl, 1962	24
8. Dan Fouts, 1986	22
John Hadl, 1967	22
Jack Kemp, 1961	22

RECEIVING YARDS

1. Lance Alworth, 1965	1,602
2. Keenan Allen, 2017	1,393
3. Lance Alworth, 1966	1,383
4. John Jefferson, 1980	1,340
5. Lance Alworth, 1968	1,312
6. Kellen Winslow, 1980	1,290
7. Anthony Miller, 1989	1,252
8. Lance Alworth, 1964	1,235
9. Tony Martin, 1995	1,224
10. Lance Alworth, 1963	1,205

RECEIVING TOUCHDOWNS

1. Tony Martin, 1996	14
Lance Alworth, 1965	14
3. Antonio Gates, 2004	13
John Jefferson, 1980	13
John Jefferson, 1978	13
Lance Alworth, 1966	13
Lance Alworth, 1964	13
8. Antonio Gates, 2014	12
Gary Garrison, 1970	12
10. Lance Alworth, 1963	11

RECEPTIONS

1. Keenan Allen, 2019	104
2. Keenan Allen, 2017	102
3. Keenan Allen, 2020	100
LaDainian Tomlinson, 2003	100
5. Keenan Allen, 2018	97
6. Austin Ekeler, 2019	92
7. Tony Martin, 1995	90
8. Antonio Gates, 2005	89
Kellen Winslow, 1980	89
10. Kellen Winslow, 1983	88
Kellen Winslow, 1981	88

QUARTERBACK SACKS (since 1982)

1. Shawne Merriman, 2006	17.0
Leslie O'Neal, 1992	17.0
3. Lee Williams, 1986	15.0
4. Lee Williams, 1989	14.0
5. Leslie O'Neal, 1990	13.5
6. Marcellus Wiley, 2001	13.0
7. Joey Bosa, 2017	12.5
Shawne Merriman, 2007	12.5
Leslie O'Neal, 1995	12.5
Leslie O'Neal, 1994	12.5
Leslie O'Neal, 1989	12.5
Leslie O'Neal, 1986	12.5

INTERCEPTIONS

1. Antonio Cromartie, 2007	10
2. Charlie McNeil, 1961	9
3. Ryan McNeil, 2001	8
Dick Harris, 1963	8
Claude Gibson, 1962	8
Bob Zeman, 1961	8
7. Casey Hayward, 2016	7
Eric Weddle, 2011	7
Darren Carrington, 1993	7
Gill Byrd, 1990	7
Gill Byrd, 1989	7
Gill Byrd, 1988	7
Danny Walters, 1983	7
Bryant Salter, 1972	7
Jim Hill, 1969	7
Leslie "Speedy" Duncan, 1966	7
Bud Whitehead, 1965	7
Dick Harris, 1961	7

INTERCEPTION RETURN YARDS

1. Charlie McNeil, 1961	349
2. Stanley Richard, 1994	224
3. Vencie Glenn, 1987	166
4. Gill Byrd, 1984	157
5. Jeff Dale, 1986	153
6. Darren Carrington, 1992	152
7. Bob Laraba, 1961	151
8. Woodrow Lowe, 1979	150
9. Antonio Cromartie, 2007	144
10. Dick Harris, 1961	140

INTERCEPTION TOUCHDOWNS

1. Dick Harris, 1961	3
2. Demorrio Williams, 2012	2
Clinton Hart, 2005	2
Stanley Richard, 1994	2
Gill Byrd, 1984	2
Woodrow Lowe, 1979	2
Kenny Graham, 1969	2
Joe Beauchamp, 1968	2
Bob Laraba, 1961	2
Charlie McNeil, 1961	2

TOUCHDOWNS SCORED

1. LaDainian Tomlinson, 2006	31
2. LaDainian Tomlinson, 2005	20
3. Chuck Muncie, 1981	19
4. LaDainian Tomlinson, 2007	18
LaDainian Tomlinson, 2004	18
6. LaDainian Tomlinson, 2003	17
7. LaDainian Tomlinson, 2002	15
Lance Alworth, 1964	15
9. Tony Martin, 1996	14
Lance Alworth, 1965	14

POINTS SCORED

1. LaDainian Tomlinson, 2006	186
2. Nate Kaeding, 2009	146
3. Nick Novak, 2013	144
4. Nate Kaeding, 2006	136
5. John Carney, 1994	135
6. Nate Kaeding, 2008	127
7. John Carney, 1993	124
8. Nick Novak, 2011	122
9. Josh Lambo, 2016	120
LaDainian Tomlinson, 2005	120

FIELD GOALS

1. Nick Novak, 2013	34
John Carney, 1994	34
3. Nate Kaeding, 2009	32
4. John Carney, 1999	31
John Carney, 1993	31
6. John Carney, 1996	29
7. Nick Novak, 2011	27
Nate Kaeding, 2008	27
9. Josh Lambo, 2016	26
Josh Lambo, 2015	26
Nate Kaeding, 2006	26
John Carney, 1998	26
John Carney, 1992	26

FIELD GOAL ATTEMPTS

1. John Carney, 1993	40
2. John Carney, 1994	38
3. Nick Novak, 2013	37
4. John Carney, 1999	36
John Carney, 1996	36
Rolf Benirschke, 1980	36
7. Nate Kaeding, 2009	35
8. Nick Novak, 2011	34
9. Michael Badgley, 2020	33
10. Josh Lambo, 2016	32
Josh Lambo, 2015	32
Nate Kaeding, 2008	32
Wade Richey, 2001	32
John Carney, 1992	32
Dennis Partee, 1968	32

KICKOFF RETURN YARDS

1. Ronney Jenkins, 2001	1,541
2. Ronney Jenkins, 2000	1,531
3. Darren Sproles, 2005	1,528
4. Andre Coleman, 1995	1,411
5. Darren Sproles, 2008	1,376
6. Darren Sproles, 2009	1,300
7. Andre Coleman, 1994	1,293
8. Darren Sproles, 2010	1,257
9. Tim Dwight, 2004	1,222
10. Andre Coleman, 1996	1,210

KICKOFF RETURN TOUCHDOWNS

1. Ronney Jenkins, 2001	2
Andre Coleman, 1995	2
Andre Coleman, 1994	2
4. Micheal Spurlock, 2012	1
Richard Goodman, 2011	1
Darren Sproles, 2008	1
Darren Sproles, 2007	1
Tim Dwight, 2004	1
Ronney Jenkins, 2000	1
Rodney Harrison, 1997	1
Nate Lewis, 1991	1
Anthony Miller, 1989	1
Jamie Holland, 1988	1
Anthony Miller, 1988	1
Gary Anderson, 1985	1
Keith Lincoln, 1962	1

KICKOFF RETURNS

1. Ronney Jenkins, 2000	67
2. Darren Sproles, 2005	63
3. Andre Coleman, 1995	62
4. Ronney Jenkins, 2001	58
5. Andre Coleman, 1996	55
6. Darren Sproles, 2009	54
7. Darren Sproles, 2008	53
8. Darren Sproles, 2010	51
9. Tim Dwight, 2004	50
Leon Johnson, 2003	50

PUNT RETURN YARDS

1. Darrien Gordon, 1996	537
2. Eric Metcalf, 1997	489
3. Darrien Gordon, 1994	475
4. Leslie "Speedy" Duncan, 1965	464
5. Mike Fuller, 1979	448
6. Mike Fuller, 1978	436
Mike Fuller, 1976	436
8. Leslie "Speedy" Duncan, 1967	434
9. Mike Fuller, 1975	410
10. Lionel James, 1987	400

PUNT RETURN TOUCHDOWNS

1. Eric Metcalf, 1997	3
2. Darrien Gordon, 1994	2
Ron Smith, 1973	2
Leslie "Speedy" Duncan, 1965	2
5. Desmond King, 2019	1
Desmond King, 2018	1
Travis Benjamin, 2017	1
Micheal Spurlock, 2012	1
Darren Sproles, 2009	1
Darren Sproles, 2007	1
Tim Dwight, 2001	1
Darrien Gordon, 1996	1
Andre Coleman, 1995	1
Nate Lewis, 1990	1
Kitrick Taylor, 1990	1
Lionel James, 1987	1
Lionel James, 1984	1
Mike Fuller, 1977	1
Mike Fuller, 1975	1
Leslie "Speedy" Duncan, 1968	1
Leslie "Speedy" Duncan, 1966	1
Keith Lincoln, 1961	1

PUNT RETURNS

1. Mike Fuller, 1979	46
2. Eric Metcalf, 1997	45
3. Mike Fuller, 1978	39
4. Eric Parker, 2006	37
5. Darrien Gordon, 1996	36
Darrien Gordon, 1994	36
Mike Fuller, 1975	36
Leslie "Speedy" Duncan, 1967	36
9. Mike Fuller, 1976	33
10. Latario Rachal, 1998	32
Lionel James, 1987	32

CHARGERS AND OPPONENT 10 LONGEST

RUNS FROM SCRIMMAGE

CHARGERS

- 87t Melvin Gordon, Oct. 29, 2017 at New England
Paul Lowe, Sept. 10, 1961 at Dallas Texans
86t Keith Lincoln, Sept. 30, 1962 at Oakland
85t LaDainian Tomlinson, Dec. 17, 2006 vs. K.C.
83t Michael Turner, Dec. 18, 2005 at Indianapolis
80t Brad Hubbert, Dec. 24, 1967 vs. N.Y. Jets
76t Keith Lincoln, Oct. 20, 1963 at Kansas City
76 LaDainian Tomlinson, Dec. 1, 2002 vs. Den.
74t Michael Turner, Oct. 7, 2007 at Denver
73t LaDainian Tomlinson, Nov. 9, 2003 vs. Min.
Chuck Muncie, Nov. 16, 1981 at Seattle

OPPONENT

- 90t Colin Kaepernick, Dec. 20, 2014 at S.F.
89t Kenny King, Oct. 12, 1980 at Oakland
84t Damien Williams, Dec. 29, 2019 at K.C.
81 Billy Sims, Sept. 30, 1984 vs. Detroit
77 Napoleon Kaufman, Sept. 22, 1996 at Oak.
74t Jack Spikes, Sept. 10, 1961 at Dallas Texans
71t Corey Dillon, Nov. 2, 1997 at Cincinnati
69t Kareem Hunt, Sept. 24, 2017 vs. K.C.
Herman Heard, Oct. 14, 1984 at K.C.
68 LeGarette Blount, Oct. 1, 2017 vs. Phi.
Henry Bell, Oct. 16, 1960 at Denver

PASS COMPLETIONS

CHARGERS

- 99t S.Humphries to T.Martin, Sept. 18, 1994 at Sea.
91t J.Kemp to K.Lincoln, Nov. 12, 1961 at Denver
88t E.Luther to B.Duckworth, Dec. 3, 1984 vs. Chi.
85t J.Hadl to L.Alworth, Oct. 17, 1965 at Boston
T.Rote to L.Alworth, Oct. 6, 1963 at Denver
84t P.Rivers to A.Ekeler, Dec. 8, 2019 at Jax.
J.Hadl to G.Garrison, Oct. 5, 1968 at N.Y. Jets
83t R.Leaf to J.Graham, Nov. 19, 2000 at Denver
82t T.Rote to L.Alworth, Dec. 6, 1964 vs. N.Y. Jets
81t P.Rivers to D.Sproles, Sept. 20, 2009 vs. Bal.
D.Fouts to C.Joiner, Oct. 17, 1976 vs. Hou. Oilers

OPPONENT

- 99t T.Green to M.Boerigter, Dec. 22, 2002 at K.C.
98t J.Lee to W.Dewveall, Nov. 25, 1962 at Hou. Oilers
96t J.Montana to J.Rice, Nov. 27, 1988 vs. S.F.
93t C.Morton to S.Watson, Sept. 27, 1981 at Denver
90t S.DeBerg to J.Birden, Nov. 18, 1990 at K.C.
C.Davidson to D.Dorsey, Dec. 2, 1962 vs. Oak.
89t N.O'Donnell to D.Stone, Sept. 1, 1991 at Pit.
87t D.Carr to A.Cooper, Dec. 31, 2017 vs. Oak.
J.Namath to D.Maynard, Nov. 24, 1968 vs. N.Y. Jets
F.Tripucka to A.Frazier, Nov. 12, 1961 at Den.

FIELD GOALS

CHARGERS

- 59 Michael Badgley, Dec. 9, 2018 vs. Cincinnati
57 Nate Kaeding, Dec. 21, 2008 at Tampa Bay
55 Nate Kaeding, Nov. 29, 2009 vs. Kansas City
54 Josh Lambo, Oct. 12, 2015 vs. Pittsburgh
Nate Kaeding, Oct. 1, 2006 at Baltimore
John Carney, Sept. 17, 2000 at Kansas City
John Carney, Sept. 6, 1998 vs. Buffalo
John Carney, Nov. 10, 1991 vs. Seattle
53 Michael Badgley, Oct. 4, 2020 at Tampa Bay
Nick Novak, Nov. 27, 2011 vs. Denver
Nate Kaeding, Oct. 17, 2004 at Atlanta
Steve Christie, Dec. 15, 2002 at Buffalo
John Carney, Sept. 1, 1996 vs. Seattle
John Carney, Nov. 24, 1991 at N.Y. Jets
Chris Bahr, Dec. 24, 1989 vs. Denver
Rolf Benirschke, Sept. 21, 1980 at Denver

OPPONENT

- 58 Harrison Butker, Sept. 20, 2020 vs. K.C. (OT)
Harrison Butker, Sept. 20, 2020 vs. K.C. (OT)
Dan Miller, Dec. 26, 1982 vs. Baltimore Colts
56 Greg Zuerlein, Sept. 19, 2021 vs. Dallas
Justin Tucker, Dec. 22, 2018 vs. Baltimore
Sebastian Janikowski, Oct. 9, 2016 at Oak.
55 Jason Elam, Nov. 7, 1999 vs. Denver
Gary Anderson, Nov. 25, 1984 at Pittsburgh
George Blanda, Dec. 3, 1961 vs. Houston Oilers
54 Mason Crosby, Nov. 3, 2019 vs. Green Bay
Cody Parkey, Sept. 17, 2017 vs. Miami
Jason Elam, Dec. 1, 2002 vs. Denver
Neil Rackers, Sept. 8, 2002 at Cincinnati
Rian Lindell, Dec. 30, 2001 vs. Seattle
Sebastian Janikowski, Oct. 29, 2000 vs. Oak.
Jason Elam, Oct. 23, 1994 vs. Denver
Kevin Butler, Nov. 14, 1993 vs. Chicago
Jason Elam, Sept. 12, 1993 at Denver
John Kasay, Oct. 27, 1991 at Seattle
Norm Johnson, Oct. 6, 1986 at Seattle
Raul Allegre, Nov. 4, 1984 at Indianapolis

PUNTS

CHARGERS

- 82 Paul Maguire, Nov. 19, 1961 vs. Dallas Texans
73 Dennis Partee, Oct. 17, 1971 at Denver
72 Mike Scifres, Sept. 21, 2014 at Buffalo
71 Mike Scifres, Nov. 10, 2011 vs. Oakland
Mike Scifres, Oct. 1, 2006 at Baltimore
Mike Scifres, Dec. 4, 2005 vs. Oakland
Maury Buford, Sept. 12, 1982 at Denver
John Hadl, Nov. 8, 1964 at Denver
70 Mike Scifres, Nov. 25, 2007 vs. Baltimore
69 Drew Kaser, Oct. 22, 2017 vs. Denver
Drew Kaser, Dec. 18, 2016 vs. Oakland

OPPONENT

- 81 Dustin Colquitt, Dec. 2, 2007 at Kansas City
79 Drew Butler, Dec. 9, 2012 at Pittsburgh
77 Greg Montgomery, Sept. 19, 1993 vs. Hou. Oilers
75 Kevin Huber, Dec. 1, 2013 vs. Cincinnati
74 Bob Grupp, Nov. 4, 1979 at Kansas City
73 Shane Lechler, Sept. 28, 2003 vs. Oakland
72 Ryan Plackemeier, Dec. 24, 2006 at Seattle
Chris Gardocki, Oct. 26, 1997 vs. Indianapolis
Bob Scarpitto, Oct. 22, 1967 at Denver
Jerrel Wilson, Sept. 29, 1963 vs. Kansas City

INTERCEPTION RETURNS

CHARGERS

- 103t Vencie Glenn, Nov. 29, 1987 vs. Denver
102t Donald Frank, Oct. 31, 1993 at L.A. Raiders
100t Leslie "Speedy" Duncan, Oct. 15, 1967 vs. K.C.
99t Shaun Gayle, Dec. 23, 1995 at N.Y. Giants
Stanley Richard, Sept. 4, 1994 at Denver
Gill Byrd, Oct. 4, 1984 at Kansas City
90t Desmond King, Nov. 23, 2017 at Dallas
Jahleel Addae, Jan. 1, 2017 vs. Kansas City
86 Trevor Williams, Sept. 30, 2018 vs. S.F.
83t Willie Clark, Sept. 22, 1996 at Oakland

OPPONENT

- 102t Louis Breedon, Nov. 8, 1981 vs. Cincinnati
99t Janoris Jenkins, Nov. 23, 2014 vs. St. Louis
Kevin Ross, Sept. 6, 1992 vs. Kansas City
96t Ray Griffin, Nov. 11, 1979 at Cincinnati
Bashaud Breeland, Dec. 10, 2017 vs. Was.
91t Chad Greenway, Sept. 27, 2015 at Minnesota
Fred Williamson, Sept. 30, 1962 at Oakland
90t Leroy Butler, Sept. 15, 1996 at Green Bay
Deion Sanders, Dec. 11, 1994 vs. S.F.
87t Mark McMillian, Dec. 14, 1997 vs. K.C.
83t Leonard Johnson, Nov. 11, 2012 at Tampa Bay

KICKOFF RETURNS

CHARGERS

105t Richard Goodman, Jan. 1, 2012 at Oakland
103t Darren Sproles, Sept. 14, 2008 at Denver
Keith Lincoln, Sept. 16, 1962 vs. Titans of N.Y.
99t Micheal Spurlock, Dec. 30, 2012 vs. Oakland
98t Andre Coleman, Super Bowl XXIX at
Joe Robbie Stadium Jan. 29, 1995 vs. S.F.
Gary Anderson, Nov. 17, 1985 at Denver
95t Nate Lewis, Nov. 17, 1991 vs. New Orleans
94t Jamie Holland, Dec. 18, 1988 vs. Kansas City
93t Ronney Jenkins, Nov. 18, 2001 at Oakland
Ronney Jenkins, Sept. 10, 2000 vs. N.O.
Anthony Miller, Nov. 20, 1988 at L.A. Rams

OPPONENT

104t Mecole Hardman, Dec. 29, 2019 at K.C.
Ira Mathews, Oct. 25, 1979 at Oakland
103t Percy Harvin, Sept. 11, 2011 vs. Minnesota
101t Leon Washington, Sept. 26, 2010 at Seattle
Brian Mitchell, Dec. 6, 1998 at Washington
99t Leon Washington, Sept. 26, 2010 at Seattle
Byron Hanspard, Dec. 7, 1997 vs. Atlanta
98t Will Blackwell, Dec. 24, 2000 vs. Pittsburgh
97t Cassius Vaughn, Jan. 2, 2011 at Denver
Tim Brown, Sept. 4, 1988 at L.A. Raiders

PUNT RETURNS

CHARGERS

95t Leslie "Speedy" Duncan, Nov. 24, 1968 vs. NYJ
90t Darrien Gordon, Sept. 25, 1994 at L.A. Raiders
88t Andre Coleman, Sept. 17, 1995 at Philadelphia
Mike Fuller, Oct. 9, 1977 at New Orleans
85t Eric Metcalf, Nov. 2, 1997 at Cincinnati
84t Tim Dwight, Sept. 9, 2001 vs. Washington
Ron Smith, Nov. 18, 1973 vs. New Orleans
83t Eric Metcalf, Nov. 30, 1997 vs. Denver
82t Paul Lowe, Oct. 7, 1961 at Boston
81t Darrien Gordon, Sept. 29, 1996 vs. K.C.
Lionel James, Sept. 20, 1987 vs. St. Louis
Leslie "Speedy" Duncan, Sept. 4, 1966 vs. Buf.

OPPONENT

95t Tyreek Hill, Jan. 1, 2017 vs. Kansas City
94t Dexter McCluster, Sept. 13, 2010 at K.C.
92t Rick Upchurch, Oct. 3, 1976 at Denver
91t Tyreek Hill, Sept. 9, 2018 vs. Kansas City
86t Tamarick Vanover, Oct. 9, 1995 at Kansas City
82t George Atkinson, Oct. 13, 1968 at Oakland
82 Ray Buchanan, Nov. 3, 1996 at Indianapolis
81 Dennis Northcutt, Nov. 5, 2006 vs. Cleveland
80t Phillip Buchanon, Dec. 28, 2003 vs. Oakland
79t Lemar Parrish, Dec. 6, 1970 vs. Cincinnati

FUMBLE RETURNS

CHARGERS

86t Eric Weddle, Nov. 30, 2008 vs. Atlanta
82t Donnie Edwards, Nov. 10, 2002 at St. Louis
81t Vencie Glenn, Oct. 22, 1989 vs. N.Y. Giants
79t Marlon McCree, Oct. 29, 2006 vs. St. Louis
78t Paul Bradford, Nov. 23, 1997 at San Francisco
75t Keith Browner (25 yds.) lateral to
Sam Seale(50 yds.), Nov. 20, 1988
at L.A. Rams
61t Caraun Reid, Sept. 25, 2016 at Indianapolis
58t Rick Redman, Oct. 2, 1966 vs. Miami
53t Darrell Stuckey, Dec. 7, 2014 vs. New England
53 Henry Rolling, Oct. 6, 1991 at L.A. Raiders

OPPONENT

68 A.J. Duhe, Oct. 15, 1978 vs. Miami
65t Tony Carter, Oct. 15, 2012 vs. Denver
64t Tyvon Branch, Oct. 10, 2010 at Oakland
63t Joey Browner, Sept. 2, 1984 at Minnesota
63 Rob Ninkovich, Oct. 24, 2010 vs. N.E.
62 Carlton Gray, Oct. 27, 1996 at Seattle
59t George Atkinson, Nov. 25, 1973 at Oakland
56t Ifeadi Odenigbo, Dec. 15, 2019 vs. Minnesota
55t Robert Lyles, Dec. 6, 1987 at Houston
54t Mike Montgomery, Nov. 5, 1972 vs. Dallas

BLOCKED PUNT RETURNS

CHARGERS

35t Bob Zeman, Oct. 7, 1961 at Boston
21t Derrie Nelson, Nov. 13, 1983 vs. Dallas
19 Pete Lazetich, Sept. 24, 1972 vs. Denver
5 Gene Selawski, Oct. 22, 1961 at Oakland
4 Wayne Davis, Nov. 17, 1985 at Denver
3 Steve Heiden, Dec. 17, 2000 at Carolina
0t Jacob Hester at Kansas City Oct. 25, 2009
Darryll Lewis vs. Indianapolis Sept. 26, 1999
0s Carlos Polk, Sept. 22, 2002 at Arizona
0 Corey Lynch, Sept. 10, 2012 at Oakland

OPPONENT

37t Frank Warren, Nov. 17, 1991 vs. New Orleans
29t Adam Hayward, Nov. 11, 2012 at Tampa Bay
16 Randy McClanahan, Sept. 18, 1977 at Oak.
15 Walt Landers, Sept. 24, 1978 vs. Green Bay
14 Glen Cadrez, Oct. 13, 2002 vs. Kansas City
9 Tyrone Braxton, Oct. 2, 1988 vs. Denver
5t Hiram Eugene, Oct. 10, 2010 at Oakland
2t Jerry Robinson, Nov. 20, 1986 vs. L.A. Raiders
0s Nick Schommer, Oct. 31, 2010 vs. Tennessee
Rock Cartwright, Oct. 10, 2010 at Oakland

BLOCKED FIELD GOAL RETURNS

CHARGERS

72t Leslie "Speedy" Duncan, Nov. 23, 1967 vs. Den.
35 Tom Day, Oct. 15, 1967 vs. Kansas City
28 Jim Tolbert, Nov. 15, 1971 vs. St. Louis
27 Kenny Graham, Nov. 15, 1964 at Kansas City
25 Jeff Staggs, Oct. 25, 1970 vs. Houston Oilers

OPPONENT

66 Tommy Casanova, Sept. 22, 1974 at Cin.
65t Matt Ware, Oct. 23, 2005 at Philadelphia
60 Louis Wright, Nov. 17, 1985 at Denver
54t Doug Evans, Dec. 17, 2000 at Carolina
44t Devin McCourty, Dec. 6, 2020 vs. N.E.
42t Ray McElroy, Oct. 26, 1997 vs. Indianapolis
28 John Barmlett, Nov. 27, 1966 vs. Denver
17 Charlie West, Dec. 5, 1971 vs. Minnesota
Mike Statton, Oct. 1, 1967 vs. Buffalo
16 Daniel Thomas, Oct. 25, 2020 vs. Jax.
Fletcher Smith, Oct. 15, 1967 vs. Kansas City

MISSED FIELD GOAL RETURNS

CHARGERS

109t Antonio Cromartie, Nov. 4, 2007 at Min.

INDIVIDUAL POSTSEASON RECORDS

*NFL Record

SCORING

Most Points, Career

- 42 Nate Kaeding, 2004-09
- 37 Rolf Benirschke, 1977-86
- 30 John Carney, 1990-00

Most Points, Game

- 15 Michael Badgley, AFC Wild Card, Jan. 6, 2019, at Baltimore
- 12 (8x) Last: Keenan Allen, AFC Divisional, Jan. 12, 2014 at Denver
- 11 Rolf Benirschke, AFC Divisional, Jan. 2, 1982 at Miami

Most Touchdowns, Career

- 4 Darren Sproles, 2005-09
- LaDainian Tomlinson, 2001-09
- Kellen Winslow, 1979-87
- Charlie Joiner, 1976-86
- 3 (4x) Last: Keenan Allen, 2013-18
- 2 (6x) Last: Antonio Gates, 2003-18

Most Touchdowns, Game

- 2 (7x) Last: Keenan Allen, AFC Divisional, Jan. 12, 2014 at Denver
- 1 (52x) Last: Antonio Gates, AFC Divisional, Jan. 13, 2019 at New England

Most Points After Touchdown, Career

- 18 Nate Kaeding, 2004-09
- Rolf Benirschke, 1977-86
- 9 John Carney, 1990-00
- 6 George Blair, 1961-64

Most Points After Touchdown, Game

- 6 George Blair, AFL Championship, Jan. 5, 1964 vs. Boston
- 5 Rolf Benirschke, AFC Divisional, Jan. 2, 1982 at Miami
- 4 (2x) Last: Nate Kaeding, AFC Divisional, Jan. 13, 2008 at Indianapolis

Most Two-Point Conversions, Game

- 1 (4x) Last: Keenan Allen, AFC Divisional, Jan. 13, 2019 at New England

FIELD GOALS

Most, Career

- 8 Nate Kaeding, 2004-09
- 7 John Carney, 1990-00
- Rolf Benirschke, 1977-86
- 5 Michael Badgley, 2018

Most, Game

- 5 Michael Badgley, AFC Wild Card, Jan. 6, 2019 at Baltimore
- 4 Nate Kaeding, AFC Championship, Jan. 20, 2008 at New England
- 3 Ben Agajanian, AFL Championship, Jan. 1, 1961 vs. Houston Oilers

Longest

- 54 John Carney, AFC Wild Card, Dec. 31, 1995 vs. Indianapolis
- 53 Michael Badgley, AFC Wild Card, Jan. 6, 2019 at Baltimore
- 47 Michael Badgley, AFC Wild Card, Jan. 6, 2019 at Baltimore

RUSHING

Most Attempts, Career

- 111 Chuck Muncie, 1980-84
- 96 LaDainian Tomlinson, 2001-09
- 63 Natrone Means, 1993-95, 1998-99

Most Attempts, Game

- 26 LaDainian Tomlinson, AFC Wild Card, Jan. 8, 2005 vs. New York Jets
- 25 Chuck Muncie, AFC First Round, Jan. 9, 1983 at Pittsburgh
- 24 (2x) Last: Natrone Means, AFC Divisional, Jan. 8, 1995 vs. Miami

Most Yards, Career

- 510 Chuck Muncie, 1980-84
- 380 Paul Lowe, 1960-68
- 327 LaDainian Tomlinson, 2001-09

Most Yards, Game

- 206 Keith Lincoln, AFL Championship, Jan. 5, 1964 vs. Boston
- 165 Paul Lowe, AFL Championship, Jan. 1, 1961 at Houston Oilers
- 139 Natrone Means, AFC Divisional, Jan. 8, 1995 vs. Miami

Most Touchdowns, Career

- 4 LaDainian Tomlinson, 2001-09
- 3 Chuck Muncie, 1980-84
- 2 (5x) Last: Melvin Gordon, 2015-18

Most Touchdowns, Game

- 1 (24x) Last: Melvin Gordon, AFC Divisional, Jan. 13, 2019 at New England

Longest Run

- 67t Keith Lincoln, AFL Championship, Jan. 5, 1964 vs. Boston
- 58t Ronnie Brown, AFC Wild Card, Jan. 5, 2014 at Cincinnati
- Paul Lowe, AFL Championship, Jan. 5, 1964 vs. Boston
- 56t Keith Lincoln, AFL Championship, Jan. 5, 1964 vs. Boston

PASSING

Most Attempts, Career

- 355 Philip Rivers 2004-18
- 286 Dan Fouts 1973-87
- 228 Stan Humphries 1992-97

Most Completions, Career

- 211 Philip Rivers, 2004-18
- 159 Dan Fouts, 1973-1987
- 118 Stan Humphries, 1992-97

Highest Completion Pct., Career (min. 40 att.)

- .738 Drew Brees, 2001-04
- .594 Philip Rivers, 2004-18
- .556 Dan Fouts, 1973-87

Most Attempts, Game

- 53 Dan Fouts, AFC Divisional, Jan. 2, 1982 at Miami (OT)
- 51 Philip Rivers, AFC Divisional, Jan. 13, 2019 at New England
- 49 Stan Humphries, Super Bowl XXIX, Jan. 29, 1995 vs. San Francisco

Most Completions, Game

- 33 Dan Fouts, AFC Divisional, Jan. 2, 1982 at Miami (OT)
- 31 Drew Brees, AFC Wild Card, Jan. 8, 2005 vs. New York Jets
- 28 (2x) Last: Stan Humphries, AFC Wild Card, Dec. 31, 1995 vs. Ind.

Highest Completion Pct, Game (min. 10 att.)

- .750 Philip Rivers, AFC Wild Card, Jan. 5, 2014 at Cincinnati
- .738 Drew Brees, AFC Wild Card, Jan. 8, 2005 vs. New York Jets
- .737 Philip Rivers, AFC Divisional, Jan. 13, 2008 at Indianapolis

Most Yards, Career

- 2,656 Philip Rivers, 2004-18
- 2,125 Dan Fouts, 1973-87
- 1,347 Stan Humphries, 1992-97

Most Yards, Game

- 433 Dan Fouts, AFC Divisional, Jan. 2, 1982 at Miami (OT)
- 336 Dan Fouts, AFC Championship, Jan. 11, 1981 vs. Oakland
- 333 Dan Fouts, AFC First Round, Jan. 9, 1983 at Pittsburgh

Most Touchdowns, Career

- 14 Philip Rivers, 2004-18
- 12 Dan Fouts, 1973-87
- 6 Stan Humphries, 1992-97

Most Touchdowns, Game

- 3 (5x) Last: Philip Rivers, AFC Divisional, Jan. 13, 2019 at New England
- 2 (6x) Last: Philip Rivers, AFC Divisional, Jan. 12, 2014 at Denver
- 1 (9x) Last: Philip Rivers, AFC Wild Card, Jan. 5, 2014 at Cincinnati

Highest Passer Rating, Career (min. 40 att.)

- 101.2 Drew Brees, 2001-04
- 84.2 Philip Rivers, 2004-18
- 76.3 Tobin Rote, 1963-64

Highest Passer Rating, Game (min. 10 att.)

- 145.3 Tobin Rote, AFL Championship, Jan. 5, 1964 vs. Boston
- 133.2 Philip Rivers, AFC Divisional, Jan. 13, 2008 at Indianapolis
- 132.1 John Had, AFL Championship, Jan. 5, 1964 vs. Boston

Most Games 300 Yards or More, Career

- 5 Dan Fouts, 1973-87
- 2 Philip Rivers, 2004-18
- 1 Drew Brees, 2001-04

Most Games 400 Yards or More, Career

- 1 Dan Fouts, 1973-87

Longest Completion

- 62t Philip Rivers, AFC Divisional, Jan. 11, 2009 at Pittsburgh
- 58 Philip Rivers, AFC Divisional, Jan. 14, 2007 vs. New England
- 56t Philip Rivers, AFC Divisional, Jan. 13, 2008 at Indianapolis

Most Interceptions, Career

- 16 Dan Fouts, 1973-87
- 13 Stan Humphries, 1992-97
- 10 Philip Rivers, 2004-18

Most Interceptions, Game

- 5 Dan Fouts, AFC Second Round, Jan. 16, 1983 at Miami
- Dan Fouts, AFC Divisional, Dec. 29, 1979 vs. Houston Oilers
- 4 (3x) Last: Stan Humphries, AFC Wild Card, Dec. 31, 1995 vs. Indianapolis
- 2 (9x) Last: Philip Rivers, AFC Divisional, Jan. 17, 2010 vs. New York Jets

RECEIVING

Most Receptions, Career

- 51 Antonio Gates, 2003-18
- 39 Ronnie Harmon, 1990-95
- 30 Charlie Joiner, 1976-86

Most Receptions, Game

- 13 Kellen Winslow, AFC Divisional, Jan. 2, 1982 at Miami (OT)
- 10 Ronnie Harmon, AFC Wild Card, Dec. 31, 1995 vs. Indianapolis
- 9 (4x) Last: Eric Parker, AFC Wild Card, Jan. 8, 2005 vs. New York Jets

Most Yards, Career

- 540 Antonio Gates, 2003-18
- 539 Charlie Joiner, 1976-86
- 503 Vincent Jackson, 2005-09

Most Yards, Game

- 166 Kellen Winslow, AFC Divisional, Jan. 2, 1982 at Miami (OT)
- 142 Keenan Allen, AFC Divisional, Jan. 12, 2014 at Denver
- 133 Ronnie Harmon, AFC Wild Card, Dec. 31, 1995 vs. Indianapolis

Most Touchdowns, Career

- 4 Kellen Winslow, 1979-87
- Charlie Joiner, 1976-86
- 3 (2x) Last: Keenan Allen, 2013-18
- 2 (6x) Last: Antonio Gates, 2003-18

Most Touchdowns, Game

- 2 (4x) Last: Keenan Allen, AFC Divisional, Jan. 12, 2014 at Denver
- 1 (30x) Last: K.Allen, V.Green and A.Gates, AFC Divisional, Jan. 13, 2019 at N.E.

SCRIMMAGE YARDS

Most, Career

- 644 Chuck Muncie, 1980-84
- 540 Antonio Gates, 2003-18
- 539 Charlie Joiner, 1976-86

Most, Game

- 329 Keith Lincoln, AFL Championship, Jan. 5, 1964 vs. Boston
- 187 LaDainian Tomlinson, AFC Divisional, Jan. 14, 2007 vs. New England
- 170 Paul Lowe, AFL Championship, Jan. 1, 1961 at Houston Oilers

INTERCEPTIONS

Most Interceptions, Career

- 3 Drayton Florence, 2003-07
- Glen Edwards, 1978-81
- 2 (5x) Last: Quentin Jammer, 2002-09
- 1 (20x) Last: Adrian Phillips, 2014-18

Most Interceptions, Game

- 2 (4x) Last: Glen Edwards, AFC Divisional, Jan. 3, 1981 vs. Buffalo
- 1 (28x) Last: Adrian Phillips, AFC Wild Card, Jan. 6, 2019 at Baltimore

Most Interception Return Yards, Career

- 62 Glen Edwards, 1978-81
- 45 Bud Whitehead, 1961-68
- 40 Darren Carrington, 1991-94

Most Interception Return Yards, Game

- 45 Bud Whitehead, AFL Championship Dec. 24, 1961 vs. Houston Oilers
- 40 Darren Carrington, AFC Wild Card, Jan. 12, 1993 vs. Kansas City
- 35 Bruce Laird, AFC First Round, Jan. 9, 1983 at Pittsburgh
- Glen Edwards, AFC Divisional, Jan. 2, 1982 at Miami (OT)

Longest Interception Return

- 40 Darren Carrington, AFC Wild Card, Jan. 12, 1993 vs. Kansas City
- 30 Shareece Wright, AFC Wild Card, Jan. 5, 2014 at Cincinnati
- Antonio Cromartie, AFC Divisional, Jan. 13, 2008 at Indianapolis
- 24 Quentin Jammer, AFC Divisional, Jan. 17, 2010 vs. New York Jets

SACKS

Most, Career (since 1982)

- 3.0 Shawn Lee, 1992-95
- 2.5 Leslie O'Neal, 1992-95
- 2.0 Melvin Ingram, 2012-20
- Eric Weddle, 2007-15
- Luis Castillo, 2005-11
- Shawne Merriman, 2005-10
- Raylee Johnson, 1993-2003
- Burt Grossman, 1989-93

Most, Game (since 1982)

- 2.5 Leslie O'Neal, AFC Wild Card, Jan. 2, 1993 vs. Kansas City
- 2.0 (6x) Last: Melvin Ingram, AFC Wild Card, Jan. 6, 2019 at Baltimore
- 1.5 Steve Foley, AFC Wild Card, Jan. 8, 2005 vs. New York Jets

PUNTING

Most Punts, Career

- 52 Mike Scifres, 2003-13
- 13 John Kidd, 1990-94
- 11 Bryan Wagner, 1994

Most Punts, Game

- 7 Mike Scifres, AFC Divisional, Jan. 14, 2007 vs. New England
- John Kidd, AFC Divisional, Jan. 10, 1993 at Miami
- 6 (7x) Last: Donnie Jones, AFC Divisional, Jan. 13, 2019 at New England
- 5 (5x) Last: Donnie Jones, AFC Wild Card, Jan. 6, 2019 at Baltimore

Most Yards, Career

- 2,330 Mike Scifres, 2003-13
- 589 John Kidd, 1990-94
- 474 Bryan Wagner, 1994

Most Yards, Game

- 324 John Kidd, AFC Divisional, Jan. 10, 1993 at Miami
- 316 Mike Scifres, AFC Wild Card, Jan. 3, 2009 vs. Indianapolis (OT)
- 297 Mike Scifres, AFC Wild Card, Jan. 17, 2010 vs. New York Jets

Longest Punt

- 67 Mike Scifres, AFC Wild Card, Jan. 3, 2009 vs. Indianapolis (OT)
- 66 Mike Scifres, AFC Divisional, Jan. 13, 2008 at Indianapolis
- 65 Darren Bennett, AFC Wild Card, Dec. 31, 1995 vs. Indianapolis

Highest, Career (minimum 4 punts)

- 45.3 John Kidd, 1990-94
- 44.8 Mike Scifres, 2003-13
- 43.9 John Hadl, 1962-72

Highest, Game (minimum 2 punts)

- 59.0 Mike Scifres, AFC Divisional, Jan. 13, 2008 at Indianapolis
- 54.5 Darren Bennett, AFC Wild Card, Dec. 31, 1995 vs. Indianapolis
- 52.7 Mike Scifres, AFC Wild Card, Jan. 3, 2009 vs. Indianapolis (OT)

PUNT RETURNS

Most Returns, Career

- 12 Darren Sproles, 2005-09
- 8 Mike Fuller, 1975-80
- 7 Eric Parker, 2002-06

Most Returns, Game

- 5 Eric Parker, AFC Divisional, Jan. 14, 2007 vs. New England
- 4 (2x) Last: Desmond King, AFC Wild Card, Jan. 6, 2019 at Baltimore
- 3 (6x) Last: Darren Sproles, AFC Wild Card, Jan. 3, 2009 vs. Indianapolis (OT)

Most Yards, Career

- 107 Darren Sproles, 2005-09
- 99 Mike Fuller, 1975-80
- 63 Wes Chandler, 1981-87

Most Yards, Game

- 72 Darren Sproles, AFC Wild Card, Jan. 3, 2009 vs. Indianapolis (OT)
- 56 Wes Chandler, AFC Divisional, Jan. 2, 1982 at Miami (OT)
- 46 Desmond King, AFC Wild Card, Jan. 6, 2019 at Baltimore

Longest Return

- 56t Wes Chandler, AFC Divisional, Jan. 2, 1982 at Miami (OT)
- 33 Desmond King, AFC Wild Card, Jan. 6, 2019 at Baltimore

Most Touchdowns, Career

- 1 Wes Chandler, 1981-87

KICKOFF RETURNS

Most Returns, Career

- 21 Darren Sproles, 2005-09
- Andre Coleman, 1994-96
- 17 James Brooks, 1981-83
- 8 Hank Bauer, 1977-82

Most Returns, Game

- 8 Andre Coleman, Super Bowl XXIX, Jan. 29, 1995 vs. San Francisco
- 6 Andre Coleman, AFC Wild Card, Dec. 31, 1995 vs. Indianapolis
- 5 (4x) Last: Desmond King, AFC Divisional, Jan. 13, 2019 at New England

Most Yards, Career

- 537 Darren Sproles, 2005-09
- 483 Andre Coleman, 1994-96
- 276 James Brooks, 1981-83

Most Yards, Game

- 242 Andre Coleman, Super Bowl XXIX, Jan. 29, 1995 vs. San Francisco
- 164 Darren Sproles, AFC Divisional, Jan. 11, 2009 at Pittsburgh
- 147 Leslie "Speedy" Duncan, AFL Championship, Dec. 26, 1964 at Buffalo

Longest Return

- 98t Andre Coleman, Super Bowl XXIX, Jan. 29, 1995 vs. San Francisco
- 72 Desmond King, AFC Wild Card, Jan. 6, 2019 at Baltimore
- 63 Darren Sproles, AFC Divisional, Jan. 11, 2009 at Pittsburgh

Most Touchdowns, Career

- 1 Andre Coleman, 1994-96

SERVICE

Most Games

- 12 Antonio Gates, 2003-18
- David Binn, 1994-10
- 11 Philip Rivers, 2004-18
- 10 Nick Hardwick, 2004-13
- Mike Scifres, 2004-13

TEAM POSTSEASON RECORDS

*NFL Record

POINTS

Most, Quarter

- 24 AFC Divisional, Jan. 2, 1982 at Miami (1st Q)
- 21 AFL Championship, Jan. 5, 1964 vs. Boston (1st Q)
- 17 AFC Divisional, Jan. 12, 2014 at Den. (4th Q)

Most, Quarter, Opponent

- 21 AFC Divisional, Jan. 13, 2019 at New England (2nd Q)
- AFC Divisional, Jan. 10, 1993 at Mia. (2nd Q)
- AFC Championship, Jan. 11, 1981 vs. Oakland (1st Q)
- 20 AFC Second Round, Jan. 16, 1983 at Miami (2nd Q)

Most Quarter, Both Teams

- 33 AFC Second Round, Jan. 16, 1983 at Miami (2nd Q)
- 28 (4x) Last: AFC Divisional, Jan. 11, 2009 at Pittsburgh (4th Q)
- 25 AFC Wild Card, Jan. 6, 2019 at Bal. (4th Q)

Most, Game

- 51 AFL Championship, Jan. 5, 1964 vs. Boston
- 41 AFC Divisional, Jan. 2, 1982 at Miami (OT)
- 31 AFC First Round, Jan. 9, 1983 at Pittsburgh
- 49 Super Bowl XXIX, Jan. 29, 1995 vs. S.F.
- 41 AFC Divisional, Jan. 13, 2019 at New England
- 38 AFC Divisional, Jan. 2, 1982 at Miami (OT)

Most, Game, Opponent

- 79 AFC Divisional, Jan. 2, 1982 at Miami (OT)
- 75 Super Bowl XXIX, Jan. 29, 1995 vs. S.F.
- 69 AFC Divisional, Jan. 13, 2019 at New England

Fewest, Game

- 0 AFC Divisional, Jan. 10, 1993 at Miami
- AFL Championship, Dec. 26, 1965 vs. Buffalo
- 3 AFL Championship, Dec. 24, 1961 vs. Houston Oilers
- 7 (2x) Last: AFC Championship, Jan. 10, 1982 at Cincinnati

Fewest, Game, Opponent

- 0 AFC Wild Card, Jan. 2, 1993 vs. Kansas City
- 6 AFC Wild Card, Jan. 6, 2008 vs. Tennessee
- 10 (3x) Last: AFC Wild Card, Jan. 5, 2014 at Cincinnati

Fewest, Game, Both Teams

- 13 AFL Championship, Dec. 24, 1961 vs. Houston Oilers
- 17 AFC Wild Card, Jan. 2, 1993 vs. Kansas City
- 23 (2x) Last: AFC Wild Card, Jan. 6, 2008 vs. Tennessee

TOUCHDOWNS

Most, Game

- 7 AFL Championship, Jan. 5, 1964 vs. Boston
- 5 AFC Divisional, Jan. 2, 1982 at Miami (OT)
- 4 (3x) Last: AFC Divisional, Jan. 13, 2019 at New England

Most, Game, Opponent

- 7 Super Bowl XXIX, Jan. 29, 1995 vs. S.F.
- 5 (4x) Last: AFC Divisional, Jan. 13, 2019 at New England
- 4 (4x) Last: AFC Divisional, Jan. 10, 1993 at Miami

Most, Game, Both Teams

- 10 Super Bowl XXIX, Jan. 29, 1995 vs. S.F.
- AFC Divisional, Jan. 2, 1982 at Miami (OT)
- 9 AFC Divisional, Jan. 13, 2019 at New England
- 8 (3x) Last: AFC Divisional, Jan. 11, 2009 at Pittsburgh

POINTS AFTER TOUCHDOWN

Most, Game

- 6 AFL Championship, Jan. 5, 1964 vs. Boston
- 5 AFC Divisional, Jan. 2, 1982 at Miami (OT)
- 4 (2x) Last: AFC Divisional, Jan. 13, 2008 at Indianapolis

Most, Game, Opponent

- 7 Super Bowl XXIX, Jan. 29, 1995 vs. S.F.
- 5 (4x) Last: AFC Divisional, Jan. 13, 2019 at New England
- 4 (4x) Last: AFC Divisional, Jan. 10, 1993 at Miami

Most, Game, Both Teams

- 10 Super Bowl XXIX, Jan. 29, 1995 vs. S.F.
- AFC Divisional, Jan. 2, 1982 at Miami (OT)
- 8 (2x) Last: AFC Divisional, Jan. 11, 2009 at Pittsburgh
- 7 (5x) Last: AFC Divisional, Jan. 13, 2019 at New England

Most Two-Point Conversions, Game

- 2 Super Bowl XXIX, Jan. 29, 1995 vs. S.F.

Most Two-Point Conversions, Game, Opponent

- 1 AFC Divisional, Jan. 14, 2007 vs. N.E.

FIELD GOALS

Most, Game

- 5 AFC Wild Card, Jan. 6, 2019 at Baltimore
- 3 AFL Championship, Jan. 1, 1961 at Houston Oilers
- 2 (6x) Last: AFC Wild Card, Jan. 5, 2014 at Cincinnati

Most, Game, Opponent

- 4 AFC Championship, Jan. 20, 2008 at N.E.
- 3 (2x) Last: AFC Divisional, Jan. 14, 2007 at New England
- 2 (7x) Last: AFC Divisional, Jan. 13, 2019 at New England

Most, Game, Both Teams

- 6 AFC Wild Card, Jan. 6, 2019 at Baltimore
- 4 (3x) Last: AFC Championship, Jan. 20, 2008 at New England
- 3 (7x) Last: AFC Wild Card, Jan. 5, 2014 at Cincinnati

FIRST DOWNS

Most, Game

- 33 AFC Divisional, Jan. 2, 1982 at Miami (OT)
- 29 AFC First Round, Jan. 9, 1983 at Pittsburgh
- 28 AFC Divisional, Jan. 8, 1995 vs. Miami

Most, Game, Opponent

- 30 AFC Divisional, Jan. 13, 2019 at New England
- 29 AFC Second Round, Jan. 16, 1983 at Miami
- 28 Super Bowl XXIX, Jan. 29, 1995 vs. S.F.

Most, Game, Both Teams

- 58 AFC Divisional, Jan. 2, 1982 at Miami (OT)
- 55 AFC First Round, Jan. 9, 1983 at Pittsburgh
- 52 AFC Divisional, Jan. 13, 2019 at New England

Fewest, Game

- 10 AFC Divisional, Jan. 10, 1993 at Miami
- 12 AFL Championship, Dec. 26, 1965 vs. Buffalo
- 13 (2x) Last: AFC Divisional, Jan. 12, 2014 at Denver

Fewest, Game, Opponent

- 11 AFC Wild Card, Jan. 6, 2019 at Baltimore
- 14 (3x) Last: AFC Divisional, Jan. 17, 2010 vs. New York Jets
- 15 (2x) Last: AFC Wild Card, Jan. 6, 2008 vs. Tennessee

Fewest, Game, Both Teams

- 25 AFC Wild Card, Jan. 6, 2019 at Baltimore
- 26 AFL Championship, Dec. 26, 1965 vs. Buffalo
- 28 AFC Divisional, Jan. 10, 1993 at Miami

FIRST DOWNS RUSHING

Most, Game

- 12 AFC Divisional, Jan. 14, 2007 at N.E.
- AFC Divisional, Jan. 8, 1995 vs. Miami
- 11 (5x) Last: AFC Wild Card, Jan. 3, 2009 vs. Indianapolis (OT)
- 10 AFC Divisional, Jan. 2, 1982 at Miami (OT)

Most, Game, Opponent

- 15 AFC Second Round, Jan. 16, 1983 at Miami
- 13 (2x) Last: AFC Divisional, Jan. 12, 2014 at Denver
- 12 (2x) Last: AFC Divisional, Jan. 11, 2009 at Pittsburgh

Most, Game, Both Teams

- 20 AFC Second Round, Jan. 16, 1983 at Miami
- 19 (2x) Last: AFC Wild Card, Jan. 5, 2014 at Cincinnati
- 17 (3x) Last: AFC Championship, Jan. 20, 2008 at New England

Fewest, Game

- 1 (2x) Last: AFC Divisional, Jan. 12, 2014 at Denver
- 2 (2x) Last: AFC Divisional, Jan. 13, 2019 at New England
- 3 (2x) Last: AFC Wild Card, Jan. 6, 2019 at Baltimore

Fewest, Game, Opponent

- 2 AFC Divisional, Jan. 8, 1995 vs. Miami
- 3 (3x) Last: AFC Divisional, Jan. 14, 2007 at New England
- 4 (5x) Last: AFC Wild Card, Jan. 6, 2019 at Baltimore

Fewest, Game, Both Teams

- 7 AFC Wild Card, Jan. 6, 2019 at Baltimore
- 8 (3x) Last: AFC Divisional, Jan. 17, 2010 vs. New York Jets
- 9 AFL Championship, Dec. 26, 1965 vs. Buffalo

FIRST DOWNS PASSING

Most, Game

- 21 AFC Divisional, Jan. 2, 1982 at Miami (OT)
- 20 AFC Wild Card, Dec. 31, 1995 vs. Indianapolis
- 19 AFC First Round, Jan. 9, 1983 at Pittsburgh

Most, Game, Opponent

- 21 AFC Divisional, Jan. 13, 2008 at Indianapolis
- AFC Divisional, Jan. 2, 1982 at Miami (OT)
- 20 AFC Wild Card, Jan. 5, 2014 at Cincinnati
- 19 AFC First Round, Jan. 9, 1983 at Pittsburgh

Most, Game, Both Teams

- 42 AFC Divisional, Jan. 2, 1982 at Miami (OT)
- 38 AFC First Round, Jan. 9, 1983 at Pittsburgh
- 35 AFC Divisional, Jan. 13, 2008 at Indianapolis

Fewest, Game

- 7 (5x) Last: AFC Divisional, Jan. 10, 1993 at Miami
- 8 (3x) Last: AFC Wild Card, Jan. 6, 2019 at Baltimore
- 9 (4x) Last: AFC Wild Card, Jan. 5, 2014 at Cincinnati

Fewest, Game, Opponent

- 5 AFC Divisional, Dec. 29, 1979 vs. Houston Oilers
- 6 AFC Divisional, Jan. 17, 2010 vs. N.Y. Jets
- 7 AFC Wild Card, Jan. 6, 2019 at Baltimore

Fewest, Game, Both Teams

- 15 (2x) Last: AFC Wild Card, Jan. 6, 2019 at Baltimore
- 16 (3x) Last: AFC Divisional, Jan. 10, 1993 at Miami
- 17 (2x) Last: AFC Wild Card, Jan. 2, 1993 vs. K.C.

TOTAL NET YARDS GAINED

Most, Game

- 601 AFL Championship, Jan. 5, 1964 vs. Boston
- 564 AFC Divisional, Jan. 2, 1982 at Miami (OT)
- 479 AFC First Round, Jan. 9, 1983 at Pittsburgh

Most, Game, Opponent

- 498 AFC Divisional, Jan. 13, 2019 at New England
- 466 AFC Divisional, Jan. 2, 1982 at Miami (OT)
- 449 Super Bowl XXIX, Jan. 29, 1995 vs. S.F.

Most, Game, Both Teams

- 1,030 AFC Divisional, Jan. 2, 1982 at Miami (OT)
- 901 AFC First Round, Jan. 9, 1983 at Pittsburgh
- 862 AFL Championship, Jan. 5, 1964 vs. Boston

NET YARDS GAINED RUSHING

Most, Game

- 309 AFL Championship, Jan. 5, 1964 vs. Boston
- 202 AFC Wild Card, Jan. 8, 1995 vs. Miami
- 196 AFC Wild Card, Jan. 5, 2014 at Cincinnati

Most, Game, Opponent

- 219 AFL Championship, Dec. 26, 1964 vs. Buffalo
- 214 AFC Second Round, Jan. 16, 1983 at Miami
- 178 AFC Wild Card, Dec. 31, 1995 vs. Indianapolis

Most, Game, Both Teams

- 384 AFL Championship, Jan. 5, 1964 vs. Boston
- 343 AFL Championship, Dec. 26, 1964 vs. Buffalo
- 323 AFC Wild Card, Dec. 31, 1995 vs. Indianapolis

NET YARDS GAINED PASSING

Most, Game

- 415 AFC Divisional, Jan. 2, 1982 at Miami (OT)
- 351 AFC Championship, Jan. 11, 1981 vs. Oakland
- 333 AFC First Round, Jan. 9, 1983 at Pittsburgh

Most, Game, Opponent

- 402 AFC Divisional, Jan. 13, 2008 at Indianapolis
- 388 AFC Divisional, Jan. 2, 1982 at Miami (OT)
- 349 AFC Championship, Jan. 15, 1995 at Pit.

Most, Game, Both Teams

- 803 AFC Divisional, Jan. 2, 1982 at Miami (OT)
- 714 AFC Divisional, Jan. 13, 2008 at Indianapolis
- 659 AFC Divisional, Jan. 13, 2019 at New England



LEAGUE STATS

LOS ANGELES CHARGERS / WEEK 3 / THROUGH MONDAY, SEPTEMBER 27, 2021

WON 2, LOST 1				* RUSHING	No.	Yds	Avg	Long	TD		
09/12 W 20-16	at Washington	52,753	Ekeler		35	166	4.7	20	1		
09/19 L 17-20	Dallas	70,240	Rountree III		13	29	2.2	13	0		
09/26 W 30-24	at Kansas City	72,980	Herbert		12	27	2.3	9	0		
10/04	Las Vegas		Jackson		7	26	3.7	7	0		
10/10	Cleveland		Guyton		2	12	6.0	9	0		
10/17	at Baltimore		Nabers		1	2	2.0	2	0		
10/31	New England		TEAM		70	262	3.7	20	1		
11/07	at Philadelphia		OPPONENTS		88	510	5.8	28	2		
11/14	Minnesota		* RECEIVING	No.	Yds	Avg	Long	TD			
11/21	Pittsburgh		Williams	22	295	13.4	43	4			
11/28	at Denver		Allen	21	258	12.3	42	1			
12/05	at Cincinnati		Ekeler	15	113	7.5	20	1			
12/12	N.Y. Giants		Cook	10	111	11.1	23	0			
12/16	Kansas City		Guyton	5	62	12.4	22	0			
12/26	at Houston		Palmer	3	38	12.7	17	0			
01/02	Denver		Hill	3	30	10.0	19	0			
01/09	at Las Vegas		Anderson	3	10	3.3	7	0			
	LA-C	Opp.	Nabers	2	11	5.5	8	0			
TOTAL FIRST DOWNS	72	73	Jackson	2	10	5.0	8	0			
Rushing	16	29	Parham	1	19	19.0	19	0			
Passing	49	36	Rountree III	1	-1	-1.0	-1	0			
Penalty	7	8	TEAM	88	956	10.9	43	6			
3rd Down: Made/Att	23/42	15/30	OPPONENTS	64	632	9.9	48	4			
3rd Down Pct.	54.8	50.0	* INTERCEPTIONS	No.	Yds	Avg	Long	TD			
4th Down: Made/Att	2/2	1/2	Samuel Jr.	2	26	13.0	26	0			
4th Down Pct.	100.0	50.0	Gilman	1	0	0.0	0	0			
POSSESSION AVG.	31:30	28:30	TEAM	3	26	8.7	26	0			
TOTAL NET YARDS	1184	1115	OPPONENTS	3	0	0.0	0	0			
Avg. Per Game	394.7	371.7	* PUNTING	No.	Yds	Avg	Net	TB	In	Lg	B
Total Plays	201	185	Long	6	266	44.3	39.5	0	2	55	0
Avg. Per Play	5.9	6.0	TEAM	6	266	44.3	39.5	0	2	55	0
NET YARDS RUSHING	262	510	OPPONENTS	5	233	46.6	44.8	0	3	56	0
Avg. Per Game	87.3	170.0	* PUNT RETURNS	Ret	FC	Yds	Avg	Long	TD		
Total Rushes	70	88	Hill	3	1	9	3.0	6	0		
NET YARDS PASSING	922	605	TEAM	3	1	9	3.0	6	0		
Avg. Per Game	307.3	201.7	OPPONENTS	4	1	29	7.3	14	0		
Sacked/Yards Lost	5/34	5/27	* KICKOFF RETURNS	No.	Yds	Avg	Long	TD			
Gross Yards	956	632	Adderley	2	35	17.5	19	0			
Att./Completions	126/88	92/64	Rountree III	2	37	18.5	20	0			
Completion Pct.	69.8	69.6	TEAM	4	72	18.0	20	0			
Had Intercepted	3	3	OPPONENTS	7	166	23.7	31	0			
PUNTS/AVERAGE	6/44.3	5/46.6	* FIELD GOALS	1-19	20-29	30-39	40-49	50+			
NET PUNTING AVG.	6/39.5	5/44.8	Vizcaino	0/ 0	3/ 3	2/ 2	1/ 2	0/ 0			
PENALTIES/YARDS	26/243	22/189	TEAM	0/ 0	3/ 3	2/ 2	1/ 2	0/ 0			
FUMBLES/BALL LOST	2/1	6/3	OPPONENTS	0/ 0	0/ 0	3/ 3	2/ 2	1/ 2			
TOUCHDOWNS	7	6	Vizcaino: (33G,27G)(46G,44N,32G,29G)(24G)								
Rushing	1	2	OPP: (30G,43G,48G,51N)(34G,56G)(34G)								
Passing	6	4									
Returns	0	0									
* SCORE BY PERIODS	Q1	Q2	Q3	Q4	OT	PTS					
TEAM	10	28	3	26	0	67					
OPPONENTS	17	9	21	13	0	60					
* SCORING	TD-Ru-Pa-Rt	K-PAT	FG	S	PTS						
Williams	4 0 4 0				0 26						
Vizcaino	0 0 0 0	3/ 5	6/ 7	0	21						
Ekeler	2 1 1 0				0 14						
Allen	1 0 1 0				0 6						
TEAM	7 1 6 0	3/ 5	6/ 7	0	67						
OPPONENTS	6 2 4 0	6/ 6	6/ 7	0	60						
2-Pt Conv: Ekeler, Williams, TM 2-2,											
OPP 0-0											
SACKS: Bosa 1.5, Fackrell 1, White 1,											
James 0.5, Tillery 0.5, Tranquill 0.5, TM 5,											
OPP 5											
FUM/LOST: Allen 1/0, Herbert 1/1											

* PASSING	Att	Cmp	Yds	Cmp%	Yds/Att	TD	TD%	Int	Int%	Long	Sack/Lost	Rating
Herbert	126	88	956	69.8	7.59	6	4.8	3	2.4	43	5/ 34	97.9
TEAM	126	88	956	69.8	7.59	6	4.8	3	2.4	43	5/ 34	97.9
OPPONENTS	92	64	632	69.6	6.87	4	4.3	3	3.3	48	5/ 27	89.6

LAS VEGAS RAIDERS / WEEK 3 / THROUGH MONDAY, SEPTEMBER 27, 2021

WON 3, LOST 0				* RUSHING	No.	Yds	Avg	Long	TD			
09/13 W 33-27 OT	Baltimore	61,756		Barber	36	143	4.0	27	1			
09/19 W 26-17	at Pittsburgh	63,707		Drake	21	44	2.1	6	0			
09/26 W 31-28 OT	Miami	59,311		Jacobs	10	34	3.4	15t	2			
10/04	at L.A. Chargers			Mariota	1	31	31.0	31	0			
10/10	Chicago			Carr	10	13	1.3	5	0			
10/17	at Denver			Ruggs III	2	9	4.5	7	0			
10/24	Philadelphia			Ingold	1	0	0.0	0	0			
11/07	at N.Y. Giants			TEAM	81	274	3.4	31	3			
11/14	Kansas City			OPPONENTS	75	361	4.8	35t	5			
11/21	Cincinnati			* RECEIVING	No.	Yds	Avg	Long	TD			
11/25	at Dallas			Waller	20	224	11.2	25	1			
12/05	Washington			Renfrow	16	204	12.8	27	1			
12/12	at Kansas City			Drake	13	138	10.6	21	0			
12/19	at Cleveland			Ruggs III	11	237	21.5	61t	1			
12/26	Denver			Edwards	10	210	21.0	34	0			
01/02	at Indianapolis			Ingold	5	23	4.6	9	1			
01/09	L.A. Chargers			Jones	3	61	20.3	31t	1			
	L.V.	Opp.		Moreau	3	42	14.0	25	1			
TOTAL FIRST DOWNS	76	59		Barber	3	31	10.3	23	0			
Rushing	17	16		Carrier	2	13	6.5	9	0			
Passing	52	37		Snead	1	14	14.0	14	0			
Penalty	7	6		Jacobs	1	6	6.0	6	0			
3rd Down: Made/Att	20/43	14/42		TEAM	88	1203	13.7	61t	6			
3rd Down Pct.	46.5	33.3		OPPONENTS	78	745	9.6	52	2			
4th Down: Made/Att	1/3	4/7		* INTERCEPTIONS	No.	Yds	Avg	Long	TD			
4th Down Pct.	33.3	57.1		Mullen	1	18	18.0	18	0			
POSSESSION AVG.	32:47	27:13		TEAM	1	18	18.0	18	0			
TOTAL NET YARDS	1413	1067		OPPONENTS	2	85	42.5	85t	1			
Avg. Per Game	471.0	355.7		* PUNTING	No.	Yds	Avg	Net	TB	In	Lg	B
Total Plays	225	201		Cole	14	722	51.6	41.9	1	6	67	0
Avg. Per Play	6.3	5.3		TEAM	14	722	51.6	41.9	1	6	67	0
NET YARDS RUSHING	274	361		OPPONENTS	12	531	44.3	40.5	0	7	59	0
Avg. Per Game	91.3	120.3		* PUNT RETURNS	Ret	FC	Yds	Avg	Long	TD		
Total Rushes	81	75		Renfrow	6	3	45	7.5	16	0		
NET YARDS PASSING	1139	706		TEAM	6	3	45	7.5	16	0		
Avg. Per Game	379.7	235.3		OPPONENTS	9	2	115	12.8	30	0		
Sacked/Yards Lost	8/64	7/39		* KICKOFF RETURNS	No.	Yds	Avg	Long	TD			
Gross Yards	1203	745		Ruggs III	4	70	17.5	22	0			
Att./Completions	136/88	119/78		TEAM	4	70	17.5	22	0			
Completion Pct.	64.7	65.5		OPPONENTS	5	107	21.4	28	0			
Had Intercepted	2	1		* FIELD GOALS	1-19	20-29	30-39	40-49	50+			
PUNTS/AVERAGE	14/51.6	12/44.3		Carlson	0/ 0	1/ 1	3/ 3	3/ 3	2/ 2			
NET PUNTING AVG.	14/41.9	12/40.5		TEAM	0/ 0	1/ 1	3/ 3	3/ 3	2/ 2			
PENALTIES/YARDS	23/206	18/182		OPPONENTS	0/ 0	0/ 0	0/ 0	3/ 4	2/ 2			
FUMBLES/BALL LOST	5/0	7/2		Carlson: (34G,55G)	(46G,33G,41G,45G)	(50G,38G,22G)						
TOUCHDOWNS	9	8		OPP: (40G,47G)	(56G)	(48N,46G,50G)						
Rushing	3	5										
Passing	6	2										
Returns	0	1										
* SCORE BY PERIODS	Q1	Q2	Q3	Q4	OT	PTS						
TEAM	5	26	14	33	12	90						
OPPONENTS	21	14	3	31	3	72						
* SCORING	TD-Ru-Pa-Rt	K-PAT	FG	S	PTS							
Carlson	0 0 0 0	7/ 8	9/ 9	0	34							
Jacobs	2 2 0 0			0	12							
Barber	1 1 0 0			0	6							
Ingold	1 0 1 0			0	6							
Jones	1 0 1 0			0	6							
Moreau	1 0 1 0			0	6							
Renfrow	1 0 1 0			0	6							
Ruggs III	1 0 1 0			0	6							
Waller	1 0 1 0			0	6							
Hayward	0 0 0 0			1	2							
TEAM	9 3 6 0	7/ 8	9/ 9	1	90							
OPPONENTS	8 5 2 1	7/ 7	5/ 6	0	72							
2-Pt Conv: TM	0-0,	OPP	1-1									
SACKS: Thomas	2.5,	Crosby	2,	Nassib	1.5,							
Jefferson	1,	TM	7,	OPP	8							
FUM/LOST: Carr	3/0,	Barber	1/0,	James	1/0							
* PASSING	Att	Cmp	Yds	Cmp%	Yds/Att	TD	TD%	Int	Int%	Long	Sack/Lost	Rating
Carr	136	88	1203	64.7	8.85	6	4.4	2	1.5	61t	8/ 64	101.4
TEAM	136	88	1203	64.7	8.85	6	4.4	2	1.5	61t	8/ 64	101.4
OPPONENTS	119	78	745	65.5	6.26	2	1.7	1	0.8	52	7/ 39	84.9

WEEK 3 / THROUGH MONDAY, SEPTEMBER 27, 2021

TEAM RANKINGS

American Football Conference

Offense

Defense

	Total	Rush	Pass	Total	Rush	Pass
Balt.	2	*1	7	13	5	16
Buff.	6	4T	4	3	3	3
Cin.	14	7	14	5	4	9
Cleve.	4	2	8	2	2	4
Denver	7	4T	5	1	1	2
Hou.	12	10	11	12	10	13
Ind.	9	9	12	11	14	7
Jax	11	8	13	15	9	15
K.C.	3	6	3	16	15	14
L.V.	*1	13	*1	8	11	8
L.A.-C	5	14	2	10	16	5
Miami	15	11	15	14	13	11
N.E.	10	12	9	4	12	1
Jets	16	15	16	6	8	6
Pitt.	13	16	6	7	6	12
Tenn.	8	3	10	9	7	10

National Football Conference

Offense

Defense

	Total	Rush	Pass	Total	Rush	Pass
Ariz.	1	5	2	5	15	3
Atl.	14	14	14	8	9	8
Car.	5	8T	5	*1	*1	*1
Chi.	16	11	16	6	10T	5
Dallas	3	1	7	12T	4	15
Det.	9	8T	8	11	7	10
G.B.	13	15	12	4	8	4
Rams	7	13	3	9	5	11
Minn.	2	3	4	14	10T	13
N.O.	15	4	15	2	2	6
Giants	10	6T	11	10	6	9
Phil.	8	2	9	3	14	2
S.F.	11	10	10	7	12	7
Sea.	6	6T	6	16	16	12
T.B.	4	16	1	12T	3	16
Wash.	12	12	13	15	13	14

National Football League

Offense

Defense

	Total	Rush	Pass	Total	Rush	Pass
Ariz.	2	10	3	11	29	8
Atl.	27	28	25	19	19	17
Balt.	4	*1	18	24	9	30
Buff.	12	7T	11	4	7	4
Car.	10	14T	8	*1	*1	*1
Chi.	32	20	32	12	20T	11
Cin.	28	17	28	8	8	14
Cleve.	7	2	19	3	5	5T
Dallas	5	4	10	26T	6	31
Denver	14	7T	12	2	2	3
Det.	17	14T	14	22	15	23T
G.B.	26	30	22	9	16	9
Hou.	24	22	24	23	18	22
Ind.	21	19	26	18	28	12
Jax	23	18	27	29	17	28
K.C.	6	13	5	30	31	23T
L.V.	*1	25	*1	14	22	13
L.A.-C	9	26	4	17	32	7
Rams	13	27	6	20	11	25
Miami	29	23	29	25	27	19
Minn.	3	6	7	28	20T	27
N.E.	22	24	20	5	24	2
N.O.	31	9	31	6	3	15
Giants	18	11T	17	21	13	21
Jets	30	29	30	10	14	10
Phil.	16	5	15	7	26	5T
Pitt.	25	32	13	13	10	20
S.F.	19	16	16	16	23	16
Sea.	11	11T	9	32	30	26
T.B.	8	31	2	26T	4	32
Tenn.	15	3	21	15	12	18
Wash.	20	21	23	31	25	29

T = Tied for position

* = League Leader

WEEK 3 / THROUGH MONDAY, SEPTEMBER 27, 2021

OFFENSE	Jax	Cin.	Car.	Dal.	Clev.	Minn.	Det.	Chi.
GAMES (Won-Lost)	0-3	2-1	3-0	2-1	2-1	1-2	0-3	1-2
FIRST DOWNS	52	46	74	82	72	74	72	46
Rushing	17	13	18	24	31	23	22	18
Passing	29	29	47	48	37	46	43	22
Penalty	6	4	9	10	4	5	7	6
YDS GAINED (tot)	945	882	1171	1250	1230	1275	1059	575
Avg per Game	315.0	294.0	390.3	416.7	410.0	425.0	353.0	191.7
RUSHING (net)	310	314	317	418	524	384	317	303
Avg per Game	103.3	104.7	105.7	139.3	174.7	128.0	105.7	101.0
Rushes	61	80	93	90	102	83	70	73
Yards per Rush	5.1	3.9	3.4	4.6	5.1	4.6	4.5	4.2
PASSING (net)	635	568	854	832	706	891	742	272
Avg per Game	211.7	189.3	284.7	277.3	235.3	297.0	247.3	90.7
Passes Att.	118	75	107	111	80	120	124	84
Completed	64	53	73	86	59	89	86	50
Pct Completed	54.2	70.7	68.2	77.5	73.8	74.2	69.4	59.5
Yards Gained	669	640	888	878	780	929	801	400
Sacked	5	10	6	7	9	5	6	15
Yards Lost	34	72	34	46	74	38	59	128
Had intercepted	7	4	1	2	2	0	2	2
Yards Opp Ret	83	77	5	51	24	0	41	18
Opp TDs on Int	1	1	0	0	0	0	1	0
PUNTS	16	14	13	8	5	15	11	12
Avg Yards	50.8	46.3	38.2	49.1	42.8	48.5	48.4	50.2
PUNT RETURNS	4	8	10	4	11	6	2	3
Avg Return	3.3	9.6	8.1	6.8	11.7	5.3	10.5	2.3
Returned for TD	0	0	0	0	0	0	0	0
KICKOFF RETURNS	3	6	2	3	3	4	6	9
Avg Return	46.0	19.7	21.0	23.7	18.0	20.8	18.2	23.4
Returned for TD	1	0	0	0	0	0	0	0
PENALTIES	21	17	19	20	17	19	21	16
Yards Penalized	192	161	151	168	190	172	158	149
FUMBLES BY	5	1	4	4	5	4	2	3
Fumbles Lost	2	1	1	1	2	1	1	1
Opp Fumbles	2	3	3	2	3	1	3	1
Opp Fum Lost	0	1	0	2	1	0	2	1
POSS. TIME (avg)	24:23	27:50	35:12	32:49	33:57	31:19	30:52	29:00
TOUCHDOWNS	8	8	8	11	10	10	8	4
Rushing	1	1	5	4	8	1	3	2
Passing	5	7	3	6	2	8	5	1
Returns	2	0	0	1	0	1	0	1
EXTRA-PT KICKS	5/7	8/8	6/8	9/11	9/9	9/10	6/6	4/4
2-PT CONVERSIONS	0/1	0/0	0/0	0/0	1/1	0/0	2/2	0/0
FIELD GOALS/FGA	0/3	4/4	5/6	5/7	5/5	6/7	3/4	4/4
POINTS SCORED	53	68	69	90	86	87	67	40

DEFENSE	Jax	Cin.	Car.	Dal.	Clev.	Minn.	Det.	Chi.
POINTS ALLOWED	91	54	30	69	60	78	95	77
OPP FIRST DOWNS	67	61	36	60	44	62	61	58
Rushing	23	13	8	9	11	18	16	17
Passing	38	39	23	46	29	42	39	36
Penalty	6	9	5	5	4	2	6	5
OPP YARDS GAINED	1254	951	573	1206	746	1229	1152	1052
Avg per Game	418.0	317.0	191.0	402.0	248.7	409.7	384.0	350.7
OPP RUSHING(net)	347	235	135	211	201	358	343	358
Avg per Game	115.7	78.3	45.0	70.3	67.0	119.3	114.3	119.3
Rushes	101	71	51	45	64	75	81	85
Yards per Rush	3.4	3.3	2.6	4.7	3.1	4.8	4.2	4.2
OPP PASSING(net)	907	716	438	995	545	871	809	694
Avg per Game	302.3	238.7	146.0	331.7	181.7	290.3	269.7	231.3
Passes Att.	101	132	87	130	85	95	84	87
Completed	75	90	50	88	51	72	56	58
Pct Completed	74.3	68.2	57.5	67.7	60.0	75.8	66.7	66.7
Sacked	4	10	14	4	12	10	8	11
Yards Lost	28	80	99	48	87	88	52	80
INTERCEPTED BY	1	3	3	6	1	2	1	3
Yards Returned	23	31	59	125	0	65	0	62
Returned for TD	0	0	0	1	0	1	0	1
OPP PUNT RETURNS	7	2	2	6	4	8	5	8
Avg return	10.4	13.0	5.5	4.2	2.8	9.0	12.4	14.8
OPP KICKOFF RET	2	3	8	3	10	4	6	3
Avg return	23.5	17.7	28.8	30.7	22.0	16.8	21.7	18.0
OPP TOUCHDOWNS	10	6	4	8	7	9	11	8
Rushing	5	1	1	0	2	3	3	2
Passing	4	4	3	7	5	6	7	6
Returns	1	1	0	1	0	0	1	0

WEEK 3 / THROUGH MONDAY, SEPTEMBER 27, 2021

OFFENSE	Hou.	Buff.	Ind.	Miami	K.C.	Phil.	NY-G	N.O.
GAMES (Won-Lost)	1-2	2-1	0-3	1-2	1-2	1-2	0-3	2-1
FIRST DOWNS	53	72	64	51	76	54	61	47
Rushing	13	26	23	14	18	19	17	23
Passing	33	41	35	31	52	31	35	22
Penalty	7	5	6	6	6	4	9	2
YDS GAINED (tot)	944	1166	955	805	1239	1129	1051	702
Avg per Game	314.7	388.7	318.3	268.3	413.0	376.3	350.3	234.0
RUSHING (net)	284	382	309	278	321	388	323	361
Avg per Game	94.7	127.3	103.0	92.7	107.0	129.3	107.7	120.3
Rushes	86	88	74	70	71	72	75	94
Yards per Rush	3.3	4.3	4.2	4.0	4.5	5.4	4.3	3.8
PASSING (net)	660	784	646	527	918	741	728	341
Avg per Game	220.0	261.3	215.3	175.7	306.0	247.0	242.7	113.7
Passes Att.	90	128	111	120	111	98	104	64
Completed	58	80	66	73	78	64	68	39
Pct Completed	64.4	62.5	59.5	60.8	70.3	65.3	65.4	60.9
Yards Gained	686	808	717	599	940	780	782	390
Sacked	6	4	8	10	4	5	8	7
Yards Lost	26	24	71	72	22	39	54	49
Had intercepted	1	1	2	2	3	2	0	2
Yards Opp Ret	0	1	2	14	0	59	0	30
Opp TDs on Int	0	0	0	0	0	1	0	0
PUNTS	16	10	10	13	6	14	11	13
Avg Yards	46.4	41.8	46.9	42.8	46.2	46.5	46.7	49.7
PUNT RETURNS	5	6	1	6	4	9	5	2
Avg Return	2.6	10.0	7.0	7.7	6.8	3.3	9.2	19.0
Returned for TD	0	0	0	0	0	0	0	0
KICKOFF RETURNS	8	4	5	2	8	3	4	7
Avg Return	23.1	35.8	23.0	23.0	19.6	20.0	23.0	27.0
Returned for TD	0	0	0	0	0	0	0	0
PENALTIES	21	19	9	22	16	35	23	19
Yards Penalized	179	164	107	179	138	232	182	166
FUMBLES BY	5	6	2	5	4	3	4	0
Fumbles Lost	1	2	1	2	3	0	2	0
Opp Fumbles	6	6	4	8	3	5	2	2
Opp Fum Lost	1	3	3	3	1	1	2	1
POSS. TIME (avg)	28:05	32:27	31:04	27:11	29:46	27:03	29:29	29:37
TOUCHDOWNS	8	11	5	5	12	8	5	10
Rushing	3	4	1	3	2	2	3	2
Passing	5	7	3	1	9	5	2	7
Returns	0	0	1	1	1	1	0	1
EXTRA-PT KICKS	7/8	10/10	3/3	4/4	11/11	6/6	3/3	10/10
2-PT CONVERSIONS	0/0	0/1	1/2	1/1	0/1	2/2	1/1	0/0
FIELD GOALS/FGA	4/5	6/7	7/8	3/4	3/3	2/3	7/7	1/3
POINTS SCORED	67	94	56	45	92	64	56	73

DEFENSE	Hou.	Buff.	Ind.	Miami	K.C.	Phil.	NY-G	N.O.
POINTS ALLOWED	76	44	80	82	95	64	74	42
OPP FIRST DOWNS	70	42	63	73	76	69	67	58
Rushing	26	9	22	25	30	26	15	11
Passing	38	26	38	40	41	31	42	37
Penalty	6	7	3	8	5	12	10	10
OPP YARDS GAINED	1157	758	1120	1204	1290	946	1123	912
Avg per Game	385.7	252.7	373.3	401.3	430.0	315.3	374.3	304.0
OPP RUSHING(net)	349	224	421	408	481	401	321	181
Avg per Game	116.3	74.7	140.3	136.0	160.3	133.7	107.0	60.3
Rushes	83	66	93	95	89	105	70	65
Yards per Rush	4.2	3.4	4.5	4.3	5.4	3.8	4.6	2.8
OPP PASSING(net)	808	534	699	796	809	545	802	731
Avg per Game	269.3	178.0	233.0	265.3	269.7	181.7	267.3	243.7
Passes Att.	106	100	80	115	92	91	118	124
Completed	70	57	55	72	65	64	89	76
Pct Completed	66.0	57.0	68.8	62.6	70.7	70.3	75.4	61.3
Sacked	6	9	5	5	4	7	6	6
Yards Lost	41	48	30	50	32	46	41	45
INTERCEPTED BY	4	3	3	2	3	0	1	6
Yards Returned	64	51	36	86	50	0	5	191
Returned for TD	0	0	0	1	1	0	0	1
OPP PUNT RETURNS	7	3	6	7	3	5	5	8
Avg return	5.7	2.0	9.8	8.9	6.7	7.4	9.6	8.9
OPP KICKOFF RET	2	3	6	3	3	3	7	2
Avg return	20.5	21.3	20.5	18.3	16.7	13.3	19.0	14.5
OPP TOUCHDOWNS	10	5	10	9	13	8	8	4
Rushing	6	1	1	4	7	3	2	1
Passing	4	3	9	5	5	4	6	3
Returns	0	1	0	0	1	1	0	0

WEEK 3 / THROUGH MONDAY, SEPTEMBER 27, 2021

OFFENSE	Tenn.	NY-J	Wash.	Atl.	Ariz.	LA-R	Sea.	S.F.
GAMES (Won-Lost)	2-1	0-3	1-2	1-2	3-0	3-0	1-2	2-1
FIRST DOWNS	74	45	53	56	66	61	56	70
Rushing	26	14	17	12	20	15	17	22
Passing	39	26	27	35	43	44	36	37
Penalty	9	5	9	9	3	2	3	11
YDS GAINED (tot)	1148	750	956	904	1297	1164	1167	1046
Avg per Game	382.7	250.0	318.7	301.3	432.3	388.0	389.0	348.7
RUSHING (net)	478	240	291	248	330	251	323	315
Avg per Game	159.3	80.0	97.0	82.7	110.0	83.7	107.7	105.0
Rushes	99	61	74	66	84	76	63	87
Yards per Rush	4.8	3.9	3.9	3.8	3.9	3.3	5.1	3.6
PASSING (net)	670	510	665	656	967	913	844	731
Avg per Game	223.3	170.0	221.7	218.7	322.3	304.3	281.3	243.7
Passes Att.	103	105	91	119	102	94	86	96
Completed	67	58	62	83	78	66	63	65
Pct Completed	65.0	55.2	68.1	69.7	76.5	70.2	73.3	67.7
Yards Gained	762	628	683	707	1005	942	895	765
Sacked	10	15	3	7	5	3	8	5
Yards Lost	92	118	18	51	38	29	51	34
Had intercepted	3	7	3	3	4	1	0	1
Yards Opp Ret	36	134	42	49	100	0	0	30
Opp TDs on Int	0	0	0	2	1	0	0	0
PUNTS	6	14	12	16	12	7	13	11
Avg Yards	47.8	48.0	47.8	45.0	51.5	39.7	44.8	46.8
PUNT RETURNS	6	2	2	7	7	2	2	5
Avg Return	12.7	10.5	11.0	6.6	10.0	4.5	7.5	10.8
Returned for TD	0	0	0	0	0	0	0	0
KICKOFF RETURNS	9	5	9	10	3	3	5	8
Avg Return	16.1	23.2	20.1	16.5	19.0	23.3	14.6	23.1
Returned for TD	0	0	0	0	0	0	0	0
PENALTIES	16	21	22	22	20	7	21	16
Yards Penalized	126	196	175	176	157	55	188	225
FUMBLES BY	4	1	5	3	3	3	1	6
Fumbles Lost	4	0	2	1	0	1	1	3
Opp Fumbles	2	3	2	7	8	3	3	2
Opp Fum Lost	0	2	1	2	4	1	2	0
POSS. TIME (avg)	33:27	28:20	25:32	30:13	32:42	27:48	23:00	30:26
TOUCHDOWNS	8	2	7	5	13	11	10	11
Rushing	4	0	2	1	5	2	3	5
Passing	4	2	5	4	7	9	7	5
Returns	0	0	0	0	1	0	0	1
EXTRA-PT KICKS	6/7	0/0	7/7	4/4	13/13	11/11	9/10	11/11
2-PT CONVERSIONS	1/1	1/2	0/0	1/1	0/0	0/0	0/0	0/0
FIELD GOALS/FGA	5/7	2/3	6/7	4/4	4/6	6/6	2/3	3/4
POINTS SCORED	71	20	67	48	103	95	75	86

DEFENSE	Tenn.	NY-J	Wash.	Atl.	Ariz.	LA-R	Sea.	S.F.
POINTS ALLOWED	84	70	92	94	65	62	79	74
OPP FIRST DOWNS	58	57	77	66	59	73	84	70
Rushing	19	19	21	22	25	21	26	21
Passing	31	33	50	39	32	50	50	39
Penalty	8	5	6	5	2	2	8	10
OPP YARDS GAINED	1078	985	1296	1121	1028	1122	1321	1111
Avg per Game	359.3	328.3	432.0	373.7	342.7	374.0	440.3	370.3
OPP RUSHING(net)	300	333	375	355	422	278	465	367
Avg per Game	100.0	111.0	125.0	118.3	140.7	92.7	155.0	122.3
Rushes	69	88	90	79	78	65	104	78
Yards per Rush	4.3	3.8	4.2	4.5	5.4	4.3	4.5	4.7
OPP PASSING(net)	778	652	921	766	606	844	856	744
Avg per Game	259.3	217.3	307.0	255.3	202.0	281.3	285.3	248.0
Passes Att.	100	90	123	106	102	131	116	114
Completed	62	65	86	75	66	92	82	73
Pct Completed	62.0	72.2	69.9	70.8	64.7	70.2	70.7	64.0
Sacked	7	6	6	6	10	9	7	6
Yards Lost	48	48	24	40	75	76	65	45
INTERCEPTED BY	1	0	1	0	3	3	0	1
Yards Returned	12	0	0	0	36	2	0	39
Returned for TD	0	0	0	0	1	0	0	1
OPP PUNT RETURNS	2	6	6	6	4	2	6	3
Avg return	12.0	9.3	6.2	9.2	7.8	3.5	6.3	6.3
OPP KICKOFF RET	6	3	3	6	3	7	10	6
Avg return	14.2	20.0	18.3	17.5	18.0	27.9	18.1	16.0
OPP TOUCHDOWNS	10	6	9	12	9	7	8	8
Rushing	4	5	3	2	2	4	3	3
Passing	6	1	6	8	5	2	5	5
Returns	0	0	0	2	2	1	0	0

WEEK 3 / THROUGH MONDAY, SEPTEMBER 27, 2021

OFFENSE	Balt.	Denv.	Pitt.	G.B.	T.B.	N.E.	L.V.	LA-C
GAMES (Won-Lost)	2-1	3-0	1-2	2-1	2-1	1-2	3-0	2-1
FIRST DOWNS	66	68	54	60	72	57	76	72
Rushing	31	22	9	12	9	19	17	16
Passing	32	38	38	38	60	33	52	49
Penalty	3	8	7	10	3	5	7	7
YDS GAINED (tot)	1274	1162	925	905	1218	953	1413	1184
Avg per Game	424.7	387.3	308.3	301.7	406.0	317.7	471.0	394.7
RUSHING (net)	556	382	159	239	169	275	274	262
Avg per Game	185.3	127.3	53.0	79.7	56.3	91.7	91.3	87.3
Rushes	97	95	50	71	48	71	81	70
Yards per Rush	5.7	4.0	3.2	3.4	3.5	3.9	3.4	3.7
PASSING (net)	718	780	766	666	1049	678	1139	922
Avg per Game	239.3	260.0	255.3	222.0	349.7	226.0	379.7	307.3
Passes Att.	87	95	130	95	141	120	136	126
Completed	53	73	83	65	97	81	88	88
Pct Completed	60.9	76.8	63.8	68.4	68.8	67.5	64.7	69.8
Yards Gained	761	827	801	717	1087	737	1203	956
Sacked	8	7	8	6	6	6	8	5
Yards Lost	43	47	35	51	38	59	64	34
Had intercepted	3	0	3	2	2	3	2	3
Yards Opp Ret	50	0	31	86	66	100	85	0
Opp TDs on Int	1	0	0	0	0	1	1	0
PUNTS	9	9	13	10	12	13	14	6
Avg Yards	45.7	42.2	43.5	48.0	44.3	46.2	51.6	44.3
PUNT RETURNS	7	6	4	3	3	6	6	3
Avg Return	17.9	11.5	10.0	8.3	8.3	8.3	7.5	3.0
Returned for TD	0	0	0	0	0	0	0	0
KICKOFF RETURNS	0	0	5	5	8	3	4	4
Avg Return	0.0	0.0	22.8	22.0	24.9	19.3	17.5	18.0
Returned for TD	0	0	0	0	0	0	0	0
PENALTIES	19	21	20	17	27	18	23	26
Yards Penalized	195	202	148	170	230	168	206	243
FUMBLES BY	6	2	3	2	6	5	5	2
Fumbles Lost	2	2	0	1	3	2	0	1
Opp Fumbles	3	1	6	4	3	0	7	6
Opp Fum Lost	1	1	1	2	0	0	2	3
POSS. TIME (avg)	30:48	36:36	29:14	29:39	27:17	30:36	32:47	31:30
TOUCHDOWNS	9	7	5	8	14	4	9	7
Rushing	5	3	1	2	2	2	3	1
Passing	3	4	3	6	10	2	6	6
Returns	1	0	1	0	2	0	0	0
EXTRA-PT KICKS	7/7	7/7	5/5	8/8	13/14	3/4	7/8	3/5
2-PT CONVERSIONS	0/2	0/0	0/0	0/0	0/0	0/0	0/0	2/2
FIELD GOALS/FGA	7/8	9/9	5/6	4/4	2/3	9/9	9/9	6/7
POINTS SCORED	82	76	50	68	103	54	90	67

DEFENSE	Balt.	Denv.	Pitt.	G.B.	T.B.	N.E.	L.V.	LA-C
POINTS ALLOWED	85	26	66	83	88	51	72	60
OPP FIRST DOWNS	70	42	56	67	71	53	59	73
Rushing	15	7	16	24	11	26	16	29
Passing	48	29	37	36	52	24	37	36
Penalty	7	6	3	7	8	3	6	8
OPP YARDS GAINED	1181	665	1064	964	1206	847	1067	1115
Avg per Game	393.7	221.7	354.7	321.3	402.0	282.3	355.7	371.7
OPP RUSHING(net)	237	178	265	346	191	368	361	510
Avg per Game	79.0	59.3	88.3	115.3	63.7	122.7	120.3	170.0
Rushes	66	49	74	79	62	92	75	88
Yards per Rush	3.6	3.6	3.6	4.4	3.1	4.0	4.8	5.8
OPP PASSING(net)	944	487	799	618	1015	479	706	605
Avg per Game	314.7	162.3	266.3	206.0	338.3	159.7	235.3	201.7
Passes Att.	118	105	106	97	144	81	119	92
Completed	80	55	72	66	104	48	78	64
Pct Completed	67.8	52.4	67.9	68.0	72.2	59.3	65.5	69.6
Sacked	5	8	5	5	3	9	7	5
Yards Lost	51	58	25	36	31	61	39	27
INTERCEPTED BY	2	4	1	2	4	5	1	3
Yards Returned	0	88	15	32	74	24	18	26
Returned for TD	0	0	0	0	2	0	0	0
OPP PUNT RETURNS	4	2	5	4	5	3	9	4
Avg return	8.5	2.0	7.2	11.5	6.8	16.3	12.8	7.3
OPP KICKOFF RET	7	5	7	5	5	5	5	7
Avg return	16.6	41.4	31.1	31.6	17.2	22.2	21.4	23.7
OPP TOUCHDOWNS	11	4	6	11	10	6	8	6
Rushing	5	1	0	2	1	2	5	2
Passing	5	2	6	9	9	3	2	4
Returns	1	1	0	0	0	1	1	0

WEEK 3 / THROUGH MONDAY, SEPTEMBER 27, 2021

OFFENSE	NFL/Avg
GAMES (Won-Lost)	---
FIRST DOWNS	62.6
Rushing	18.7
Passing	37.8
Penalty	6.2
YDS GAINED (tot)	1057.6
Avg per Game	352.5
RUSHING (net)	322.7
Avg per Game	107.6
Rushes	77.3
Yards per Rush	4.2
PASSING (net)	735.0
Avg per Game	245.0
Passes Att.	105.3
Completed	70.5
Pct Completed	66.9
Yards Gained	786.3
Sacked	7.0
Yards Lost	51.4
Had intercepted	2.3
Yards Opp Ret	37.9
Opp TDs on Int	0.3
PUNTS	11.4
Avg Yards	46.4
PUNT RETURNS	4.9
Avg Return	8.6
Returned for TD	0.0
KICKOFF RETURNS	4.9
Avg Return	21.7
Returned for TD	0.0
PENALTIES	19.7
Yards Penalized	173.4
FUMBLES BY	3.6
Fumbles Lost	1.4
Opp Fumbles	3.6
Opp Fum Lost	1.4
POSS. TIME (avg)	30:00
TOUCHDOWNS	8.2
Rushing	2.7
Passing	5.0
Returns	0.5
EXTRA POINTS(tot)	94%
Kicks Made/2Pt	65%
FIELD GOALS/FGA	5/5
POINTS SCORED	70.7

DEFENSE	NFL/Avg
POINTS ALLOWED	70.7
OPP FIRST DOWNS	62.6
Rushing	18.7
Passing	37.8
Penalty	6.2
OPP YARDS GAINED	1057.6
Avg per Game	352.5
OPP RUSHING(net)	322.7
Avg per Game	107.6
Rushes	77.3
Yards per Rush	4.2
OPP PASSING(net)	735.0
Avg per Game	245.0
Passes Att.	105.3
Completed	70.5
Pct Completed	66.9
Sacked	7.0
Yards Lost	51.4
INTERCEPTED BY	2.3
Yards Returned	37.9
Returned for TD	0.3
OPP PUNT RETURNS	4.9
Avg return	8.6
OPP KICKOFF RET	4.9
Avg return	21.7
OPP TOUCHDOWNS	8.2
Rushing	2.7
Passing	5.0
Returns	0.5

WEEK 3 / THROUGH MONDAY, SEPTEMBER 27, 2021

AFC / TEAM/OFFENSE RANK

Tm	(A)	(B)	(C)	(D)	(E)	(F)	(G)	(H)	(I)	(J)	(K)	(L)	(M)	(N)	(O)	(P)	(Q)
BAL	2	2	1	1	7	5	13	12	8	15	4	1	15t	10	8	5	7t
BUF	6	9	4t	6	4	9	2	1	4t	3	8t	6t	2	16	15	1	9t
CIN	14	8	7	11	14	8	14	15	15	13t	7	8	8	7	4	8	1t
CLE	4	3	2	2	8	2	9t	14	4t	8	6	3	11t	14	12	4	1t
DEN	7	5	4t	8	5	4	1	10	7	12	1t	4	15t	15	9	6	1t
HOU	12	10	10	15	11	7	3	8	12	4	14t	16	4	6	6	9t	12
IND	9	12	9	7	12	12	6	9	9	11	11t	12	5t	5	10	11	7t
JAC	11	11	8	3	13	14	15	4	13	16	1t	14	1	2	1	13	16
KC	3	1	6	5	3	1	11	2	1t	1	16	13	9	9	5	2	1t
LV	1	4	13	14	1	3	4	6	1t	5	11t	11	13	1	7	3	1t
LAC	5	6	14	13	2	6	8	3	4t	2	1t	15	11t	11	13	9t	9t
MIA	15	16	11	9	15	16	5	11	14	10	10	10	5t	13	16	15	13
NE	10	14	12	12	9	13	9t	5	10	6	5	9	10	8	14	12	1t
NYJ	16	15	15	10	16	15	16	16	16	13t	13	5	3	3	2	16	15
PIT	13	13	16	16	6	11	7	7	11	9	14t	6t	7	12	11	14	11
TEN	8	7	3	4	10	10	12	13	3	7	8t	2	14	4	3	7	14

AFC / OPPONENT/DEFENSE RANK

Tm	(A)	(B)	(C)	(D)	(E)	(F)	(G)	(H)	(I)	(J)	(K)	(L)	(M)	(N)	(O)	(P)	(Q)	(R)	(S)
BAL	13	14	5	6	16	13	10	15	12t	4	1t	8	2	12	8	14	11t	8t	6
BUF	3	2	3	3	3	2	7	3	1t	3	4	1t	9	5	5	2	11t	1t	3
CIN	5	3	4	2	9	3	8	5	9	12	7	15	4	8	7	4	5t	5	10
CLE	2	4	2	1	4	6	11	1	3	14	1t	3	11	16	12	5t	5t	3	2
DEN	1	1	1	7	2	1	2	4	1t	8	5t	1t	16	15	15	1	1	1t	1
HOU	12	10	10	10	13	11	3	10	12t	7	8t	4	7t	6	13	10	3	10	13
IND	11	15	14	13	7	14	4	8	10	13	8t	11	7t	1	1	11	11t	13	12
JAC	15	12	9	4	15	16	13	16	11	5	15t	12	13	9t	14	15	10	15	15
KC	16	16	15	15	14	15	5t	13t	16	11	14	5	3	7	11	16	11t	8t	9
LV	8	6	11	14	8	5	15	9	8	2	13	14	10	4	9	9	7	4	4
LAC	10	11	16	16	5	7	5t	11	14t	15	8t	7	14	9t	16	5t	8t	6	8
MIA	14	8	13	11	11	8	9	13t	14t	16	8t	9	5	13	10	12	8t	14	16
NE	4	5	12	9	1	4	1	2	4	10	5t	16	12	11	3	3	2	7	5
NYJ	6	7	8	8	6	9	16	7	6	1	1t	10	6	2	4	8	11t	16	14
PIT	7	9	6	5	12	10	14	12	5	9	8t	6	15	3	2	7	11t	12	11
TEN	9	13	7	12	10	12	12	6	7	6	15t	13	1	14	6	13	4	11	7

- (A) Total Yards per Game
- (B) Yards per Play
- (C) Rushing Yards per Game
- (D) Rushing Yards per Attempt
- (E) Passing Net Yards per Game
- (F) Passing Net Yards per Play
- (G) Passing, Percent Had Intercepted
- (H) Sacks per Pass Play
- (I) First Downs per Game
- (J) Third Down Efficiency
- (K) Fourth Down Efficiency
- (L) Punt Return Average
- (M) Kickoff Return Average
- (N) Gross Punting Average
- (O) Net Punting Average
- (P) Points per Game
- (Q) Field Goal Percentage
- Combined Offense/Defense Rank
- (R) Points per Game Differential
- (S) Net Yards per Game Differential

WEEK 3 / THROUGH MONDAY, SEPTEMBER 27, 2021

NFC / TEAM/OFFENSE RANK

Tm	(A)	(B)	(C)	(D)	(E)	(F)	(G)	(H)	(I)	(J)	(K)	(L)	(M)	(N)	(O)	(P)	(Q)
ARI	1	2	5	9	2	2	16	6	7	12	1t	5	13	1	2	1t	12t
ATL	14	14	14	11	14	14	13	10	11t	13	11t	12	15	12	11	15	1t
CAR	5	9	8t	14	5	4	4	9	2t	5t	13t	9	9	16	16	9	8
CHI	16	16	11	7	16	16	12	16	16	14	13t	16	4	2	15	16	1t
DAL	3	7	1	3	7	10	9	11	1	2	9t	11	3	4	1	4	11
DET	9	12	8t	5	8	13	8	5	4t	15	11t	4	14	6	7	11t	9t
GB	13	13	15	15	12	11	11	12	10	11	5t	7t	8	7	4	10	1t
LAR	7	3	13	16	3	1	6	1	8t	1	5t	14	5	15	14	3	1t
MIN	2	6	3	4	4	8	1t	3	2t	5t	1t	13	10	5	3	5	6t
NO	15	15	4	10	15	15	14	15	15	9	5t	1	1	3	8	8	16
NYG	10	10	6t	6	11	12	1t	13	8t	4	9t	6	7	10	13	14	1t
PHI	8	4	2	1	9	6	10	7	13	8	13t	15	12	11	10	13	12t
SF	11	11	10	12	10	5	5	8	6	3	1t	3	6	9	5	6	9t
SEA	6	1	6t	2	6	3	1t	14	11t	10	13t	10	16	13	12	7	12t
TB	4	5	16	13	1	7	7	4	4t	7	5t	7t	2	14	9	1t	12t
WAS	12	8	12	8	13	9	15	2	14	16	4	2	11	8	6	11t	6t

NFC / OPPONENT/DEFENSE RANK

Tm	(A)	(B)	(C)	(D)	(E)	(F)	(G)	(H)	(I)	(J)	(K)	(L)	(M)	(N)	(O)	(P)	(Q)	(R)	(S)
ARI	5	5	15	16	3	2	5	4	4	2	10t	9	7t	13	11	5	1	2	2
ATL	8	12	9	11	8	9	14t	9	8	10	5t	12	6	8	7	15	10t	16	14
CAR	1	1	1	1	1	1	3t	1	1	1	4	3	14	12	12	1	10t	1	1
CHI	6	8	10t	6	5	12	3t	2	2t	12t	9	16	7t	2	4	9	10t	15	16
DAL	12t	15	4	13	15	14	2	15	5	9	8	2	15	7	10	6	5t	5	5
DET	11	14	7	7	10	16	10	5	6	4	15t	15	12	4	6	16	3t	14	11
GB	4	4	8	9	4	6	9	11	9t	15	10t	14	16	16	16	12	10t	11	8
LAR	9	6	5	8	11	5	7	7	14	11	3	1	13	1	1	3	5t	3	6
MIN	14	16	10t	15	13	15	8	3	7	3	13	11	4	14	15	10	7t	8	4
NO	2	3	2	2	6	4	1	14	2t	5	14	10	2	5	3	2	7t	4	13
NYG	10	10	6	12	9	8	12	12	9t	8	15t	13	11	9	5	7t	10t	12	10
PHI	3	2	14	4	2	3	14t	6	11	7	10t	8	1	11	14	4	10t	9	3
SF	7	7	12	14	7	7	11	10	12	6	7	5t	3	15	9	7t	2	7	9
SEA	16	11	16	10	12	11	14t	8	16	12t	1t	5t	9	10	13	11	9	10	12
TB	12t	9	3	3	16	10	6	16	13	14	5t	7	5	3	2	13	3t	6	7
WAS	15	13	13	5	14	13	13	13	15	16	1t	4	10	6	8	14	10t	13	15

- (A) Total Yards per Game
- (B) Yards per Play
- (C) Rushing Yards per Game
- (D) Rushing Yards per Attempt
- (E) Passing Net Yards per Game
- (F) Passing Net Yards per Play
- (G) Passing, Percent Had Intercepted
- (H) Sacks per Pass Play
- (I) First Downs per Game
- (J) Third Down Efficiency
- (K) Fourth Down Efficiency
- (L) Punt Return Average
- (M) Kickoff Return Average
- (N) Gross Punting Average
- (O) Net Punting Average
- (P) Points per Game
- (Q) Field Goal Percentage
- Combined Offense/Defense Rank
- (R) Points per Game Differential
- (S) Net Yards per Game Differential

WEEK 3 / THROUGH MONDAY, SEPTEMBER 27, 2021

NFL / TEAM/OFFENSE RANK

Tm	(A)	(B)	(C)	(D)	(E)	(F)	(G)	(H)	(I)	(J)	(K)	(L)	(M)	(N)	(O)	(P)	(Q)
BAL	4	5	1	1	18	8	28	25	14t	30	8	2	31t	21	16	11	12t
BUF	12	20	7t	11	11	21	5	1	7t	5	16t	10t	2	30	31	4	14t
CIN	28	19	17	20	28	18	30	30	30t	25t	11t	13	20	18	9t	17t	1t
CLE	7	7	2	3	19	5	21t	29	7t	14	10	4	25t	28	22	9t	1t
DEN	14	12	7t	15	12	7	1t	22	13	24	1t	5	31t	29	17	12	1t
HOU	24	23	22	31	24	17	9	20	25t	6	26t	31	9t	17	14	19t	20
IND	21	25	19	13	26	25	14t	21	16	22	19t	22	11t	13	19t	24t	12t
JAC	23	24	18	5	27	28	31	7	27	31	1t	29	1	3	1	27	32
KC	6	4	13	10	5	4	24	4	2t	1	32	23t	21	20	11	5	1t
LV	1	8	25	28	1	6	11	15t	2t	8	19t	20t	27	1	15	6t	1t
LAC	9	13	26	24	4	16	19t	5	7t	2	1t	30	25t	24	23	19t	14t
MIA	29	31	23	16	29	31	13	24	28	18	18	19	11t	27	32	30	21t
NE	22	27	24	21	20	26	21t	11	20	10	9	15t	22	19	29	26	1t
NYJ	30	30	29	17	30	30	32	31	32	25t	23t	8t	8	9t	4	32	26t
PIT	25	26	32	32	13	24	18	17	23t	15	26t	10t	14	26	21	28	18t
TEN	15	18	3	6	21	22	25	27	4t	11t	16t	3	29	11	5	15	24t
ARI	2	2	10	19	3	2	29	10	14t	23	1t	10t	23	2	3	1t	26t
ATL	27	28	28	23	25	27	23	15t	21t	25t	23t	25	28	22	24	29	1t
CAR	10	15	14t	27	8	9	6	14	4t	11t	26t	18	16	32	30	16	18t
CHI	32	32	20	14	32	32	19t	32	30t	28	26t	32	6	4	28	31	1t
DAL	5	11	4	7	10	15	14t	18	1	4	19t	23t	5	6	2	6t	24t
DET	17	21	14t	9	14	23	12	9	7t	29	23t	8t	24	8	12	19t	21t
GB	26	22	30	29	22	19	17	19	19	21	11t	15t	15	9t	7	17t	1t
LAR	13	3	27	30	6	1	8	2	17t	3	11t	27	7	31	27	3	1t
MIN	3	10	6	8	7	13	1t	6	4t	11t	1t	26	17	7	6	8	14t
NO	31	29	9	22	31	29	26	28	29	19	11t	1	3	5	13	14	31
NYG	18	16	11t	12	17	20	1t	23	17t	9	19t	14	11t	15	26	24t	1t
PHI	16	6	5	2	15	11	16	12	23t	17	26t	28	19	16	19t	23	26t
SF	19	17	16	25	16	10	7	13	12	7	1t	7	9t	14	8	9t	21t
SEA	11	1	11t	4	9	3	1t	26	21t	20	26t	20t	30	23	25	13	26t
TB	8	9	31	26	2	12	10	8	7t	16	11t	15t	4	25	18	1t	26t
WAS	20	14	21	18	23	14	27	3	25t	32	7	6	18	12	9t	19t	14t

Team/Offense Rank

- (A) Total Yards per Game
- (B) Yards per Play
- (C) Rushing Yards per Game
- (D) Rushing Yards per Attempt
- (E) Passing Net Yards per Game
- (F) Passing Net Yards per Play
- (G) Passing, Percent Had Intercepted
- (H) Sacks per Pass Play
- (I) First Downs per Game
- (J) Third Down Efficiency
- (K) Fourth Down Efficiency
- (L) Punt Return Average
- (M) Kickoff Return Average
- (N) Gross Punting Average
- (O) Net Punting Average
- (P) Points per Game
- (Q) Field Goal Percentage

WEEK 3 / THROUGH MONDAY, SEPTEMBER 27, 2021

NFL / OPPONENT/DEFENSE RANK

Tm	(A)	(B)	(C)	(D)	(E)	(F)	(G)	(H)	(I)	(J)	(K)	(L)	(M)	(N)	(O)	(P)	(Q)	(R)	(S)
BAL	24	27	9	9	30	27	19	29	23t	8	1t	17	5	25	11	26	20t	17t	9
BUF	4	3	7	6	4	3	11	8	2t	7	7	1t	20	10	8	4	20t	1t	4
CIN	8	4	8	5	14	4	15	11	14t	21	15t	30	10	15	10	6	9t	11	19
CLE	3	5	5	4	5t	9	21	2	4	25	1t	3	23	32	20	7t	9t	7	3
DEN	2	2	2	10	3	1	4	10	2t	15	12t	1t	32	29	27	1	1	1t	2
HOU	23	23	18	15	22	24	5	18t	23t	14	17t	7	18t	11	24	18	4	20	26
IND	18	28	28	24	12	28	6	15	17	22	17t	24	18t	1	1	22	20t	25	24
JAC	29	25	17	7	28	31	23	30	19t	10	29t	25	25	16t	26	28	18	30	29
KC	30	32	31	30	23t	30	9t	27t	30	20	28	11	6	14	18t	31t	20t	17t	16
LV	14	9	22	29	13	8	27	17	11t	6	25	29	21	9	13	15	13t	9	5
LAC	17	24	32	32	7	14	9t	20	27t	28	17t	14	26	16t	28	7t	16t	14	11
MIA	25	14	27	19	19	16	18	27t	27t	32	17t	18	14t	27	14	23	16t	28t	31
NE	5	6	24	13	2	5	1	4	5	19	12t	32	24	22	5	5	2t	15	8
NYJ	10	11	14	11	10	17	29t	14	7	4	1t	22	17	3	7	14	20t	32	28
PIT	13	17	10	8	20	23	24	26	6	17t	17t	13	30	6	3	12	20t	23	22
TEN	15	26	12	20	18	25	22	12	8t	13	29t	27	2	28	9	25	5t	21	10
ARI	11	12	29	31	8	6	12	6	11t	2	17t	16	11t	24	23	11	2t	4	6
ATL	19	21	19	23	17	18	29t	18t	18	23	9t	21	9	18	17	30	20t	31	27
CAR	1	1	1	1	1	2	7t	1	1	1	8	6	28	23	25	2	20t	3	1
CHI	12	16	20t	16	11	21	7t	3	8t	26t	15t	31	11t	4	12	19	20t	28t	32
DAL	26t	30	6	26	31	26	3	31	13	17t	12t	5	29	13	22	13	9t	8	13
DET	22	29	15	17	23t	32	20	7	14t	5	29t	28	22	7	16	31t	7t	27	21
GB	9	10	16	21	9	12	17	22	19t	30	17t	26	31	31	32	24	20t	22	17
LAR	20	13	11	18	25	11	14	13	27t	24	6	4	27	2	2	9	9t	5	14
MIN	28	31	20t	28	27	29	16	5	16	3	26	20	7	26	31	20	13t	13	12
NO	6	8	3	2	15	10	2	25	8t	9	27	19	3	8	6	3	13t	6	25
NYG	21	19	13	25	21	15	26	23	19t	16	29t	23	16	19	15	16t	20t	24	20
PHI	7	7	26	12	5t	7	29t	9	22	12	17t	15	1	21	30	10	20t	16	7
SF	16	15	23	27	16	13	25	21	23t	11	11	9t	4	30	21	16t	5t	12	18
SEA	32	20	30	22	26	20	29t	16	32	26t	1t	9t	13	20	29	21	19	19	23
TB	26t	18	4	3	32	19	13	32	26	29	9t	12	8	5	4	27	7t	10	15
WAS	31	22	25	14	29	22	28	24	31	31	1t	8	14t	12	18t	29	20t	26	30

Opponent/Defense Rank

- (A) Total Yards per Game
 - (B) Yards per Play
 - (C) Rushing Yards per Game
 - (D) Rushing Yards per Attempt
 - (E) Passing Net Yards per Game
 - (F) Passing Net Yards per Play
 - (G) Passing, Percent Had Intercepted
 - (H) Sacks per Pass Play
 - (I) First Downs per Game
 - (J) Third Down Efficiency
 - (K) Fourth Down Efficiency
 - (L) Punt Return Average
 - (M) Kickoff Return Average
 - (N) Gross Punting Average
 - (O) Net Punting Average
 - (P) Points per Game
 - (Q) Field Goal Percentage
- Combined Offense/Defense Rank
- (R) Points per Game Differential
 - (S) Net Yards per Game Differential

WEEK 3 / THROUGH MONDAY, SEPTEMBER 27, 2021**AFC / TOTAL OFFENSE**

Rank	Team	Total	Rushing	Passing	Total	Rushing	Passing
1)	Las Vegas	1413	274	1139	471.0	91.3	379.7
2)	Baltimore	1274	556	718	424.7	185.3	239.3
3)	Kansas City	1239	321	918	413.0	107.0	306.0
4)	Cleveland	1230	524	706	410.0	174.7	235.3
5)	L.A. Chargers	1184	262	922	394.7	87.3	307.3
6)	Buffalo	1166	382	784	388.7	127.3	261.3
7)	Denver	1162	382	780	387.3	127.3	260.0
8)	Tennessee	1148	478	670	382.7	159.3	223.3
9)	Indianapolis	955	309	646	318.3	103.0	215.3
10)	New England	953	275	678	317.7	91.7	226.0
11)	Jacksonville	945	310	635	315.0	103.3	211.7
12)	Houston	944	284	660	314.7	94.7	220.0
13)	Pittsburgh	925	159	766	308.3	53.0	255.3
14)	Cincinnati	882	314	568	294.0	104.7	189.3
15)	Miami	805	278	527	268.3	92.7	175.7
16)	N.Y. Jets	750	240	510	250.0	80.0	170.0

AFC / TOTAL DEFENSE

Rank	Team	Total	Rushing	Passing	Total	Rushing	Passing
1)	Denver	665	178	487	221.7	59.3	162.3
2)	Cleveland	746	201	545	248.7	67.0	181.7
3)	Buffalo	758	224	534	252.7	74.7	178.0
4)	New England	847	368	479	282.3	122.7	159.7
5)	Cincinnati	951	235	716	317.0	78.3	238.7
6)	N.Y. Jets	985	333	652	328.3	111.0	217.3
7)	Pittsburgh	1064	265	799	354.7	88.3	266.3
8)	Las Vegas	1067	361	706	355.7	120.3	235.3
9)	Tennessee	1078	300	778	359.3	100.0	259.3
10)	L.A. Chargers	1115	510	605	371.7	170.0	201.7
11)	Indianapolis	1120	421	699	373.3	140.3	233.0
12)	Houston	1157	349	808	385.7	116.3	269.3
13)	Baltimore	1181	237	944	393.7	79.0	314.7
14)	Miami	1204	408	796	401.3	136.0	265.3
15)	Jacksonville	1254	347	907	418.0	115.7	302.3
16)	Kansas City	1290	481	809	430.0	160.3	269.7

WEEK 3 / THROUGH MONDAY, SEPTEMBER 27, 2021**NFC / TOTAL OFFENSE**

Rank	Team	Total	Rushing	Passing	Total	Rushing	Passing
1)	Arizona	1297	330	967	432.3	110.0	322.3
2)	Minnesota	1275	384	891	425.0	128.0	297.0
3)	Dallas	1250	418	832	416.7	139.3	277.3
4)	Tampa Bay	1218	169	1049	406.0	56.3	349.7
5)	Carolina	1171	317	854	390.3	105.7	284.7
6)	Seattle	1167	323	844	389.0	107.7	281.3
7)	L.A. Rams	1164	251	913	388.0	83.7	304.3
8)	Philadelphia	1129	388	741	376.3	129.3	247.0
9)	Detroit	1059	317	742	353.0	105.7	247.3
10)	N.Y. Giants	1051	323	728	350.3	107.7	242.7
11)	San Francisco	1046	315	731	348.7	105.0	243.7
12)	Washington	956	291	665	318.7	97.0	221.7
13)	Green Bay	905	239	666	301.7	79.7	222.0
14)	Atlanta	904	248	656	301.3	82.7	218.7
15)	New Orleans	702	361	341	234.0	120.3	113.7
16)	Chicago	575	303	272	191.7	101.0	90.7

NFC / TOTAL DEFENSE

Rank	Team	Total	Rushing	Passing	Total	Rushing	Passing
1)	Carolina	573	135	438	191.0	45.0	146.0
2)	New Orleans	912	181	731	304.0	60.3	243.7
3)	Philadelphia	946	401	545	315.3	133.7	181.7
4)	Green Bay	964	346	618	321.3	115.3	206.0
5)	Arizona	1028	422	606	342.7	140.7	202.0
6)	Chicago	1052	358	694	350.7	119.3	231.3
7)	San Francisco	1111	367	744	370.3	122.3	248.0
8)	Atlanta	1121	355	766	373.7	118.3	255.3
9)	L.A. Rams	1122	278	844	374.0	92.7	281.3
10)	N.Y. Giants	1123	321	802	374.3	107.0	267.3
11)	Detroit	1152	343	809	384.0	114.3	269.7
12t)	Dallas	1206	211	995	402.0	70.3	331.7
12t)	Tampa Bay	1206	191	1015	402.0	63.7	338.3
14)	Minnesota	1229	358	871	409.7	119.3	290.3
15)	Washington	1296	375	921	432.0	125.0	307.0
16)	Seattle	1321	465	856	440.3	155.0	285.3

WEEK 3 / THROUGH MONDAY, SEPTEMBER 27, 2021**NFL / TOTAL OFFENSE**

Rank	Team	Total	Rushing	Passing	Total	Rushing	Passing
1)	Las Vegas	1413	274	1139	471.0	91.3	379.7
2)	Arizona	1297	330	967	432.3	110.0	322.3
3)	Minnesota	1275	384	891	425.0	128.0	297.0
4)	Baltimore	1274	556	718	424.7	185.3	239.3
5)	Dallas	1250	418	832	416.7	139.3	277.3
6)	Kansas City	1239	321	918	413.0	107.0	306.0
7)	Cleveland	1230	524	706	410.0	174.7	235.3
8)	Tampa Bay	1218	169	1049	406.0	56.3	349.7
9)	L.A. Chargers	1184	262	922	394.7	87.3	307.3
10)	Carolina	1171	317	854	390.3	105.7	284.7
11)	Seattle	1167	323	844	389.0	107.7	281.3
12)	Buffalo	1166	382	784	388.7	127.3	261.3
13)	L.A. Rams	1164	251	913	388.0	83.7	304.3
14)	Denver	1162	382	780	387.3	127.3	260.0
15)	Tennessee	1148	478	670	382.7	159.3	223.3
16)	Philadelphia	1129	388	741	376.3	129.3	247.0
17)	Detroit	1059	317	742	353.0	105.7	247.3
18)	N.Y. Giants	1051	323	728	350.3	107.7	242.7
19)	San Francisco	1046	315	731	348.7	105.0	243.7
20)	Washington	956	291	665	318.7	97.0	221.7
21)	Indianapolis	955	309	646	318.3	103.0	215.3
22)	New England	953	275	678	317.7	91.7	226.0
23)	Jacksonville	945	310	635	315.0	103.3	211.7
24)	Houston	944	284	660	314.7	94.7	220.0
25)	Pittsburgh	925	159	766	308.3	53.0	255.3
26)	Green Bay	905	239	666	301.7	79.7	222.0
27)	Atlanta	904	248	656	301.3	82.7	218.7
28)	Cincinnati	882	314	568	294.0	104.7	189.3
29)	Miami	805	278	527	268.3	92.7	175.7
30)	N.Y. Jets	750	240	510	250.0	80.0	170.0
31)	New Orleans	702	361	341	234.0	120.3	113.7
32)	Chicago	575	303	272	191.7	101.0	90.7

NFL / TOTAL DEFENSE

Rank	Team	Total	Rushing	Passing	Total	Rushing	Passing
1)	Carolina	573	135	438	191.0	45.0	146.0
2)	Denver	665	178	487	221.7	59.3	162.3
3)	Cleveland	746	201	545	248.7	67.0	181.7
4)	Buffalo	758	224	534	252.7	74.7	178.0
5)	New England	847	368	479	282.3	122.7	159.7
6)	New Orleans	912	181	731	304.0	60.3	243.7
7)	Philadelphia	946	401	545	315.3	133.7	181.7
8)	Cincinnati	951	235	716	317.0	78.3	238.7
9)	Green Bay	964	346	618	321.3	115.3	206.0
10)	N.Y. Jets	985	333	652	328.3	111.0	217.3
11)	Arizona	1028	422	606	342.7	140.7	202.0
12)	Chicago	1052	358	694	350.7	119.3	231.3
13)	Pittsburgh	1064	265	799	354.7	88.3	266.3
14)	Las Vegas	1067	361	706	355.7	120.3	235.3
15)	Tennessee	1078	300	778	359.3	100.0	259.3
16)	San Francisco	1111	367	744	370.3	122.3	248.0
17)	L.A. Chargers	1115	510	605	371.7	170.0	201.7
18)	Indianapolis	1120	421	699	373.3	140.3	233.0
19)	Atlanta	1121	355	766	373.7	118.3	255.3
20)	L.A. Rams	1122	278	844	374.0	92.7	281.3
21)	N.Y. Giants	1123	321	802	374.3	107.0	267.3
22)	Detroit	1152	343	809	384.0	114.3	269.7
23)	Houston	1157	349	808	385.7	116.3	269.3
24)	Baltimore	1181	237	944	393.7	79.0	314.7
25)	Miami	1204	408	796	401.3	136.0	265.3
26t)	Dallas	1206	211	995	402.0	70.3	331.7
26t)	Tampa Bay	1206	191	1015	402.0	63.7	338.3
28)	Minnesota	1229	358	871	409.7	119.3	290.3
29)	Jacksonville	1254	347	907	418.0	115.7	302.3
30)	Kansas City	1290	481	809	430.0	160.3	269.7
31)	Washington	1296	375	921	432.0	125.0	307.0
32)	Seattle	1321	465	856	440.3	155.0	285.3

WEEK 3 / THROUGH MONDAY, SEPTEMBER 27, 2021

AFC / TAKEAWAYS, GIVEAWAYS

Rank	Team	TAKEAWAYS			GIVEAWAYS			Net Diff
		Int	Fum	Total	Int	Fum	Total	
1t)	Buffalo	3	3	6	1	2	3	= +3
1t)	Denver	4	1	5	0	2	2	= +3
1t)	Houston	4	1	5	1	1	2	= +3
1t)	Indianapolis	3	3	6	2	1	3	= +3
5)	L.A. Chargers	3	3	6	3	1	4	= +2
6t)	Las Vegas	1	2	3	2	0	2	= +1
6t)	Miami	2	3	5	2	2	4	= +1
8)	New England	5	0	5	3	2	5	= 0
9t)	Cincinnati	3	1	4	4	1	5	= -1
9t)	Pittsburgh	1	1	2	3	0	3	= -1
11t)	Baltimore	2	1	3	3	2	5	= -2
11t)	Cleveland	1	1	2	2	2	4	= -2
11t)	Kansas City	3	1	4	3	3	6	= -2
14)	N.Y. Jets	0	2	2	7	0	7	= -5
15)	Tennessee	1	0	1	3	4	7	= -6
16)	Jacksonville	1	0	1	7	2	9	= -8
Totals		37	23	60	46	25	71	= -11

NFC / TAKEAWAYS, GIVEAWAYS

Rank	Team	TAKEAWAYS			GIVEAWAYS			Net Diff
		Int	Fum	Total	Int	Fum	Total	
1t)	Dallas	6	2	8	2	1	3	= +5
1t)	New Orleans	6	1	7	2	0	2	= +5
3)	Arizona	3	4	7	4	0	4	= +3
4)	L.A. Rams	3	1	4	1	1	2	= +2
5t)	Carolina	3	0	3	1	1	2	= +1
5t)	Chicago	3	1	4	2	1	3	= +1
5t)	Green Bay	2	2	4	2	1	3	= +1
5t)	Minnesota	2	0	2	0	1	1	= +1
5t)	N.Y. Giants	1	2	3	0	2	2	= +1
5t)	Seattle	0	2	2	0	1	1	= +1
11)	Detroit	1	2	3	2	1	3	= 0
12t)	Philadelphia	0	1	1	2	0	2	= -1
12t)	Tampa Bay	4	0	4	2	3	5	= -1
14)	Atlanta	0	2	2	3	1	4	= -2
15t)	San Francisco	1	0	1	1	3	4	= -3
15t)	Washington	1	1	2	3	2	5	= -3
Totals		36	21	57	27	19	46	= +11

NFL / TAKEAWAYS, GIVEAWAYS

Rank	Team	TAKEAWAYS			GIVEAWAYS			Net Diff
		Int	Fum	Total	Int	Fum	Total	
1t)	Dallas	6	2	8	2	1	3	= +5
1t)	New Orleans	6	1	7	2	0	2	= +5
3t)	Buffalo	3	3	6	1	2	3	= +3
3t)	Denver	4	1	5	0	2	2	= +3
3t)	Houston	4	1	5	1	1	2	= +3
3t)	Indianapolis	3	3	6	2	1	3	= +3
3t)	Arizona	3	4	7	4	0	4	= +3
8t)	L.A. Chargers	3	3	6	3	1	4	= +2
8t)	L.A. Rams	3	1	4	1	1	2	= +2
10t)	Las Vegas	1	2	3	2	0	2	= +1
10t)	Miami	2	3	5	2	2	4	= +1
10t)	Carolina	3	0	3	1	1	2	= +1
10t)	Chicago	3	1	4	2	1	3	= +1
10t)	Green Bay	2	2	4	2	1	3	= +1
10t)	Minnesota	2	0	2	0	1	1	= +1
10t)	N.Y. Giants	1	2	3	0	2	2	= +1
10t)	Seattle	0	2	2	0	1	1	= +1
18t)	New England	5	0	5	3	2	5	= 0
18t)	Detroit	1	2	3	2	1	3	= 0
20t)	Cincinnati	3	1	4	4	1	5	= -1
20t)	Pittsburgh	1	1	2	3	0	3	= -1
20t)	Philadelphia	0	1	1	2	0	2	= -1
20t)	Tampa Bay	4	0	4	2	3	5	= -1
24t)	Baltimore	2	1	3	3	2	5	= -2
24t)	Cleveland	1	1	2	2	2	4	= -2
24t)	Kansas City	3	1	4	3	3	6	= -2
24t)	Atlanta	0	2	2	3	1	4	= -2
28t)	San Francisco	1	0	1	1	3	4	= -3
28t)	Washington	1	1	2	3	2	5	= -3
30)	N.Y. Jets	0	2	2	7	0	7	= -5
31)	Tennessee	1	0	1	3	4	7	= -6
32)	Jacksonville	1	0	1	7	2	9	= -8
Totals		73	44	117	73	44	117	= 0

WEEK 3 / THROUGH MONDAY, SEPTEMBER 27, 2021**AFC / TEAM/OFFENSE INSIDE THE 20**

Rank	Team	Poss	Pts	TD	TD%	FG	Score	Score%
1)	Baltimore	8	50	7	87.5	1	8	100.0
2)	Cincinnati	6	38	5	83.3	1	6	100.0
3)	Houston	9	54	7	77.8	2	9	100.0
4)	Kansas City	10	57	7	70.0	3	10	100.0
5)	Buffalo	14	77	9	64.3	5	14	100.0
6)	Cleveland	11	59	7	63.6	3	10	90.9
7)	Jacksonville	5	20	3	60.0	0	3	60.0
8t)	Las Vegas	13	60	7	53.8	4	11	84.6
8t)	Tennessee	13	64	7	53.8	5	12	92.3
10)	Miami	6	22	3	50.0	0	3	50.0
11)	L.A. Chargers	15	64	7	46.7	5	12	80.0
12t)	Denver	14	57	6	42.9	5	11	78.6
12t)	Pittsburgh	7	30	3	42.9	3	6	85.7
14)	Indianapolis	11	40	4	36.4	4	8	72.7
15)	N.Y. Jets	3	12	1	33.3	2	3	100.0
16)	New England	8	29	2	25.0	5	7	87.5

AFC / OPPONENTS/DEFENSE INSIDE THE 20

Rank	Team	Poss	Pts	TD	TD%	FG	Score	Score%
1t)	Denver	3	6	1	33.3	0	1	33.3
1t)	N.Y. Jets	12	46	4	33.3	6	10	83.3
3)	Buffalo	8	27	3	37.5	2	5	62.5
4)	Pittsburgh	9	43	4	44.4	5	9	100.0
5)	Cincinnati	8	37	4	50.0	3	7	87.5
6)	Baltimore	10	48	6	60.0	2	8	80.0
7t)	Cleveland	8	43	5	62.5	3	8	100.0
7t)	New England	8	41	5	62.5	2	7	87.5
9)	Tennessee	11	61	7	63.6	4	11	100.0
10)	Jacksonville	14	75	9	64.3	4	13	92.9
11t)	Houston	9	48	6	66.7	2	8	88.9
11t)	Indianapolis	12	66	8	66.7	3	11	91.7
11t)	L.A. Chargers	9	51	6	66.7	3	9	100.0
11t)	Miami	12	64	8	66.7	3	11	91.7
15)	Kansas City	13	85	12	92.3	1	13	100.0
16)	Las Vegas	4	29	4	100.0	0	4	100.0

WEEK 3 / THROUGH MONDAY, SEPTEMBER 27, 2021**NFC / TEAM/OFFENSE INSIDE THE 20**

Rank	Team	Poss	Pts	TD	TD%	FG	Score	Score%
1)	San Francisco	8	56	8	100.0	0	8	100.0
2)	New Orleans	9	56	8	88.9	0	8	88.9
3)	Detroit	8	54	7	87.5	1	8	100.0
4)	Philadelphia	7	44	6	85.7	0	6	85.7
5)	Seattle	6	38	5	83.3	1	6	100.0
6)	Arizona	13	79	10	76.9	3	13	100.0
7)	Washington	8	48	6	75.0	2	8	100.0
8)	Tampa Bay	14	76	10	71.4	2	12	85.7
9t)	Green Bay	11	52	7	63.6	1	8	72.7
9t)	Minnesota	11	57	7	63.6	3	10	90.9
11)	Atlanta	8	45	5	62.5	3	8	100.0
12)	L.A. Rams	13	68	8	61.5	4	12	92.3
13)	Dallas	12	56	7	58.3	3	10	83.3
14)	Carolina	12	53	6	50.0	4	10	83.3
15)	Chicago	7	30	3	42.9	3	6	85.7
16)	N.Y. Giants	9	33	3	33.3	4	7	77.8

NFC / OPPONENTS/DEFENSE INSIDE THE 20

Rank	Team	Poss	Pts	TD	TD%	FG	Score	Score%
1)	New Orleans	6	19	2	33.3	2	4	66.7
2)	Seattle	16	72	7	43.8	8	15	93.8
3)	Chicago	9	37	4	44.4	3	7	77.8
4)	Washington	15	66	7	46.7	6	13	86.7
5t)	Dallas	11	52	6	54.5	3	9	81.8
5t)	L.A. Rams	11	49	6	54.5	2	8	72.7
7)	Tampa Bay	12	61	7	58.3	4	11	91.7
8)	N.Y. Giants	11	58	7	63.6	3	10	90.9
9t)	Arizona	9	39	6	66.7	0	6	66.7
9t)	Philadelphia	9	47	6	66.7	2	8	88.9
11)	San Francisco	10	55	7	70.0	1	8	80.0
12)	Atlanta	11	64	8	72.7	2	10	90.9
13)	Minnesota	8	48	6	75.0	2	8	100.0
14)	Detroit	8	52	7	87.5	1	8	100.0
15t)	Carolina	3	19	3	100.0	0	3	100.0
15t)	Green Bay	10	70	10	100.0	0	10	100.0

WEEK 3 / THROUGH MONDAY, SEPTEMBER 27, 2021

NFL / TEAM/OFFENSE INSIDE THE 20

Rank	Team	Poss	Pts	TD	TD%	FG	Score	Score%
1)	San Francisco	8	56	8	100.0	0	8	100.0
2)	New Orleans	9	56	8	88.9	0	8	88.9
3t)	Baltimore	8	50	7	87.5	1	8	100.0
3t)	Detroit	8	54	7	87.5	1	8	100.0
5)	Philadelphia	7	44	6	85.7	0	6	85.7
6t)	Cincinnati	6	38	5	83.3	1	6	100.0
6t)	Seattle	6	38	5	83.3	1	6	100.0
8)	Houston	9	54	7	77.8	2	9	100.0
9)	Arizona	13	79	10	76.9	3	13	100.0
10)	Washington	8	48	6	75.0	2	8	100.0
11)	Tampa Bay	14	76	10	71.4	2	12	85.7
12)	Kansas City	10	57	7	70.0	3	10	100.0
13)	Buffalo	14	77	9	64.3	5	14	100.0
14t)	Cleveland	11	59	7	63.6	3	10	90.9
14t)	Green Bay	11	52	7	63.6	1	8	72.7
14t)	Minnesota	11	57	7	63.6	3	10	90.9
17)	Atlanta	8	45	5	62.5	3	8	100.0
18)	L.A. Rams	13	68	8	61.5	4	12	92.3
19)	Jacksonville	5	20	3	60.0	0	3	60.0
20)	Dallas	12	56	7	58.3	3	10	83.3
21t)	Las Vegas	13	60	7	53.8	4	11	84.6
21t)	Tennessee	13	64	7	53.8	5	12	92.3
23t)	Carolina	12	53	6	50.0	4	10	83.3
23t)	Miami	6	22	3	50.0	0	3	50.0
25)	L.A. Chargers	15	64	7	46.7	5	12	80.0
26t)	Chicago	7	30	3	42.9	3	6	85.7
26t)	Denver	14	57	6	42.9	5	11	78.6
26t)	Pittsburgh	7	30	3	42.9	3	6	85.7
29)	Indianapolis	11	40	4	36.4	4	8	72.7
30t)	N.Y. Giants	9	33	3	33.3	4	7	77.8
30t)	N.Y. Jets	3	12	1	33.3	2	3	100.0
32)	New England	8	29	2	25.0	5	7	87.5

NFL / OPPONENTS/DEFENSE INSIDE THE 20

Rank	Team	Poss	Pts	TD	TD%	FG	Score	Score%
1t)	Denver	3	6	1	33.3	0	1	33.3
1t)	N.Y. Jets	12	46	4	33.3	6	10	83.3
1t)	New Orleans	6	19	2	33.3	2	4	66.7
4)	Buffalo	8	27	3	37.5	2	5	62.5
5)	Seattle	16	72	7	43.8	8	15	93.8
6t)	Chicago	9	37	4	44.4	3	7	77.8
6t)	Pittsburgh	9	43	4	44.4	5	9	100.0
8)	Washington	15	66	7	46.7	6	13	86.7
9)	Cincinnati	8	37	4	50.0	3	7	87.5
10t)	Dallas	11	52	6	54.5	3	9	81.8
10t)	L.A. Rams	11	49	6	54.5	2	8	72.7
12)	Tampa Bay	12	61	7	58.3	4	11	91.7
13)	Baltimore	10	48	6	60.0	2	8	80.0
14t)	Cleveland	8	43	5	62.5	3	8	100.0
14t)	New England	8	41	5	62.5	2	7	87.5
16t)	N.Y. Giants	11	58	7	63.6	3	10	90.9
16t)	Tennessee	11	61	7	63.6	4	11	100.0
18)	Jacksonville	14	75	9	64.3	4	13	92.9
19t)	Arizona	9	39	6	66.7	0	6	66.7
19t)	Houston	9	48	6	66.7	2	8	88.9
19t)	Indianapolis	12	66	8	66.7	3	11	91.7
19t)	L.A. Chargers	9	51	6	66.7	3	9	100.0
19t)	Miami	12	64	8	66.7	3	11	91.7
19t)	Philadelphia	9	47	6	66.7	2	8	88.9
25)	San Francisco	10	55	7	70.0	1	8	80.0
26)	Atlanta	11	64	8	72.7	2	10	90.9
27)	Minnesota	8	48	6	75.0	2	8	100.0
28)	Detroit	8	52	7	87.5	1	8	100.0
29)	Kansas City	13	85	12	92.3	1	13	100.0
30t)	Carolina	3	19	3	100.0	0	3	100.0
30t)	Green Bay	10	70	10	100.0	0	10	100.0
30t)	Las Vegas	4	29	4	100.0	0	4	100.0

WEEK 3 / THROUGH MONDAY, SEPTEMBER 27, 2021

AFC / OFFENSE/TEAMS: FIRST DOWNS, THIRD DOWNS, FOURTH DOWNS

Rank	Team	FIRST DOWNS				THIRD DOWNS			FOURTH DOWNS		
		Total	Rush	Pass	Pen	Made	Att	Pct	Made	Att	Pct
1t)	Kansas City	76	18	52	6	16	29	55.2	0	0	---
1t)	Las Vegas	76	17	52	7	20	43	46.5	1	3	33.3
3)	Tennessee	74	26	39	9	17	40	42.5	2	5	40.0
4t)	Buffalo	72	26	41	5	24	46	52.2	2	5	40.0
4t)	Cleveland	72	31	37	4	14	33	42.4	4	7	57.1
4t)	L.A. Chargers	72	16	49	7	23	42	54.8	2	2	100.0
7)	Denver	68	22	38	8	13	37	35.1	5	5	100.0
8)	Baltimore	66	31	32	3	10	33	30.3	3	4	75.0
9)	Indianapolis	64	23	35	6	13	36	36.1	2	6	33.3
10)	New England	57	19	33	5	21	47	44.7	2	3	66.7
11)	Pittsburgh	54	9	38	7	18	43	41.9	0	3	0.0
12)	Houston	53	13	33	7	21	44	47.7	0	1	0.0
13)	Jacksonville	52	17	29	6	9	33	27.3	3	3	100.0
14)	Miami	51	14	31	6	18	47	38.3	3	8	37.5
15)	Cincinnati	46	13	29	4	12	36	33.3	2	4	50.0
16)	N.Y. Jets	45	14	26	5	13	39	33.3	2	7	28.6
	Totals	998	309	594	95	262	628	41.7	33	66	50.0

AFC / DEFENSE/OPPONENTS: FIRST DOWNS, THIRD DOWNS, FOURTH DOWNS

Rank	Team	FIRST DOWNS				THIRD DOWNS			FOURTH DOWNS		
		Total	Rush	Pass	Pen	Made	Att	Pct	Made	Att	Pct
1t)	Buffalo	42	9	26	7	14	41	34.1	1	6	16.7
1t)	Denver	42	7	29	6	14	36	38.9	2	6	33.3
3)	Cleveland	44	11	29	4	18	38	47.4	0	1	0.0
4)	New England	53	26	24	3	15	37	40.5	1	3	33.3
5)	Pittsburgh	56	16	37	3	16	40	40.0	2	4	50.0
6)	N.Y. Jets	57	19	33	5	11	37	29.7	0	1	0.0
7)	Tennessee	58	19	31	8	14	37	37.8	2	2	100.0
8)	Las Vegas	59	16	37	6	14	42	33.3	4	7	57.1
9)	Cincinnati	61	13	39	9	21	50	42.0	2	5	40.0
10)	Indianapolis	63	22	38	3	13	30	43.3	1	2	50.0
11)	Jacksonville	67	23	38	6	15	41	36.6	4	4	100.0
12t)	Baltimore	70	15	48	7	11	31	35.5	0	1	0.0
12t)	Houston	70	26	38	6	12	31	38.7	1	2	50.0
14t)	L.A. Chargers	73	29	36	8	15	30	50.0	1	2	50.0
14t)	Miami	73	25	40	8	26	44	59.1	1	2	50.0
16)	Kansas City	76	30	41	5	12	29	41.4	5	6	83.3
	Totals	964	306	564	94	241	594	40.6	27	54	50.0

WEEK 3 / THROUGH MONDAY, SEPTEMBER 27, 2021

NFC / OFFENSE/TEAMS: FIRST DOWNS, THIRD DOWNS, FOURTH DOWNS

Rank	Team	FIRST DOWNS				THIRD DOWNS			FOURTH DOWNS		
		Total	Rush	Pass	Pen	Made	Att	Pct	Made	Att	Pct
1)	Dallas	82	24	48	10	21	39	53.8	1	3	33.3
2t)	Carolina	74	18	47	9	17	40	42.5	0	2	0.0
2t)	Minnesota	74	23	46	5	17	40	42.5	2	2	100.0
4t)	Detroit	72	22	43	7	11	34	32.4	2	7	28.6
4t)	Tampa Bay	72	9	60	3	15	36	41.7	2	4	50.0
6)	San Francisco	70	22	37	11	16	34	47.1	1	1	100.0
7)	Arizona	66	20	43	3	11	31	35.5	3	3	100.0
8t)	L.A. Rams	61	15	44	2	19	35	54.3	1	2	50.0
8t)	N.Y. Giants	61	17	35	9	17	38	44.7	1	3	33.3
10)	Green Bay	60	12	38	10	11	30	36.7	2	4	50.0
11t)	Atlanta	56	12	35	9	14	42	33.3	2	7	28.6
11t)	Seattle	56	17	36	3	11	29	37.9	0	1	0.0
13)	Philadelphia	54	19	31	4	15	37	40.5	0	5	0.0
14)	Washington	53	17	27	9	9	34	26.5	4	5	80.0
15)	New Orleans	47	23	22	2	13	34	38.2	2	4	50.0
16)	Chicago	46	18	22	6	12	37	32.4	0	6	0.0
	Totals	1004	288	614	102	229	570	40.2	23	59	39.0

NFC / DEFENSE/OPPONENTS: FIRST DOWNS, THIRD DOWNS, FOURTH DOWNS

Rank	Team	FIRST DOWNS				THIRD DOWNS			FOURTH DOWNS		
		Total	Rush	Pass	Pen	Made	Att	Pct	Made	Att	Pct
1)	Carolina	36	8	23	5	7	33	21.2	1	5	20.0
2t)	Chicago	58	17	36	5	20	41	48.8	2	5	40.0
2t)	New Orleans	58	11	37	10	16	44	36.4	4	6	66.7
4)	Arizona	59	25	32	2	9	35	25.7	2	4	50.0
5)	Dallas	60	9	46	5	14	35	40.0	1	3	33.3
6)	Detroit	61	16	39	6	9	28	32.1	1	1	100.0
7)	Minnesota	62	18	42	2	9	31	29.0	3	5	60.0
8)	Atlanta	66	22	39	5	17	39	43.6	1	4	25.0
9t)	Green Bay	67	24	36	7	16	30	53.3	2	4	50.0
9t)	N.Y. Giants	67	15	42	10	16	41	39.0	5	5	100.0
11)	Philadelphia	69	26	31	12	15	40	37.5	3	6	50.0
12)	San Francisco	70	21	39	10	14	38	36.8	2	7	28.6
13)	Tampa Bay	71	11	52	8	25	47	53.2	1	4	25.0
14)	L.A. Rams	73	21	50	2	16	35	45.7	1	7	14.3
15)	Washington	77	21	50	6	27	46	58.7	0	1	0.0
16)	Seattle	84	26	50	8	20	41	48.8	0	4	0.0
	Totals	1038	291	644	103	250	604	41.4	29	71	40.8

WEEK 3 / THROUGH MONDAY, SEPTEMBER 27, 2021

NFL / OFFENSE/TEAMS: FIRST DOWNS, THIRD DOWNS, FOURTH DOWNS

Rank	Team	FIRST DOWNS				THIRD DOWNS			FOURTH DOWNS		
		Total	Rush	Pass	Pen	Made	Att	Pct	Made	Att	Pct
1)	Dallas	82	24	48	10	21	39	53.8	1	3	33.3
2t)	Kansas City	76	18	52	6	16	29	55.2	0	0	---
2t)	Las Vegas	76	17	52	7	20	43	46.5	1	3	33.3
4t)	Tennessee	74	26	39	9	17	40	42.5	2	5	40.0
4t)	Carolina	74	18	47	9	17	40	42.5	0	2	0.0
4t)	Minnesota	74	23	46	5	17	40	42.5	2	2	100.0
7t)	Buffalo	72	26	41	5	24	46	52.2	2	5	40.0
7t)	Cleveland	72	31	37	4	14	33	42.4	4	7	57.1
7t)	L.A. Chargers	72	16	49	7	23	42	54.8	2	2	100.0
7t)	Detroit	72	22	43	7	11	34	32.4	2	7	28.6
7t)	Tampa Bay	72	9	60	3	15	36	41.7	2	4	50.0
12)	San Francisco	70	22	37	11	16	34	47.1	1	1	100.0
13)	Denver	68	22	38	8	13	37	35.1	5	5	100.0
14t)	Baltimore	66	31	32	3	10	33	30.3	3	4	75.0
14t)	Arizona	66	20	43	3	11	31	35.5	3	3	100.0
16)	Indianapolis	64	23	35	6	13	36	36.1	2	6	33.3
17t)	L.A. Rams	61	15	44	2	19	35	54.3	1	2	50.0
17t)	N.Y. Giants	61	17	35	9	17	38	44.7	1	3	33.3
19)	Green Bay	60	12	38	10	11	30	36.7	2	4	50.0
20)	New England	57	19	33	5	21	47	44.7	2	3	66.7
21t)	Atlanta	56	12	35	9	14	42	33.3	2	7	28.6
21t)	Seattle	56	17	36	3	11	29	37.9	0	1	0.0
23t)	Pittsburgh	54	9	38	7	18	43	41.9	0	3	0.0
23t)	Philadelphia	54	19	31	4	15	37	40.5	0	5	0.0
25t)	Houston	53	13	33	7	21	44	47.7	0	1	0.0
25t)	Washington	53	17	27	9	9	34	26.5	4	5	80.0
27)	Jacksonville	52	17	29	6	9	33	27.3	3	3	100.0
28)	Miami	51	14	31	6	18	47	38.3	3	8	37.5
29)	New Orleans	47	23	22	2	13	34	38.2	2	4	50.0
30t)	Cincinnati	46	13	29	4	12	36	33.3	2	4	50.0
30t)	Chicago	46	18	22	6	12	37	32.4	0	6	0.0
32)	N.Y. Jets	45	14	26	5	13	39	33.3	2	7	28.6
	Totals	2002	597	1208	197	491	1198	41.0	56	125	44.8

NFL / DEFENSE/OPPONENTS: FIRST DOWNS, THIRD DOWNS, FOURTH DOWNS

Rank	Team	FIRST DOWNS				THIRD DOWNS			FOURTH DOWNS		
		Total	Rush	Pass	Pen	Made	Att	Pct	Made	Att	Pct
1)	Carolina	36	8	23	5	7	33	21.2	1	5	20.0
2t)	Buffalo	42	9	26	7	14	41	34.1	1	6	16.7
2t)	Denver	42	7	29	6	14	36	38.9	2	6	33.3
4)	Cleveland	44	11	29	4	18	38	47.4	0	1	0.0
5)	New England	53	26	24	3	15	37	40.5	1	3	33.3
6)	Pittsburgh	56	16	37	3	16	40	40.0	2	4	50.0
7)	N.Y. Jets	57	19	33	5	11	37	29.7	0	1	0.0
8t)	Tennessee	58	19	31	8	14	37	37.8	2	2	100.0
8t)	Chicago	58	17	36	5	20	41	48.8	2	5	40.0
8t)	New Orleans	58	11	37	10	16	44	36.4	4	6	66.7
11t)	Las Vegas	59	16	37	6	14	42	33.3	4	7	57.1
11t)	Arizona	59	25	32	2	9	35	25.7	2	4	50.0
13)	Dallas	60	9	46	5	14	35	40.0	1	3	33.3
14t)	Cincinnati	61	13	39	9	21	50	42.0	2	5	40.0
14t)	Detroit	61	16	39	6	9	28	32.1	1	1	100.0
16)	Minnesota	62	18	42	2	9	31	29.0	3	5	60.0
17)	Indianapolis	63	22	38	3	13	30	43.3	1	2	50.0
18)	Atlanta	66	22	39	5	17	39	43.6	1	4	25.0
19t)	Jacksonville	67	23	38	6	15	41	36.6	4	4	100.0
19t)	Green Bay	67	24	36	7	16	30	53.3	2	4	50.0
19t)	N.Y. Giants	67	15	42	10	16	41	39.0	5	5	100.0
22)	Philadelphia	69	26	31	12	15	40	37.5	3	6	50.0
23t)	Baltimore	70	15	48	7	11	31	35.5	0	1	0.0
23t)	Houston	70	26	38	6	12	31	38.7	1	2	50.0
23t)	San Francisco	70	21	39	10	14	38	36.8	2	7	28.6
26)	Tampa Bay	71	11	52	8	25	47	53.2	1	4	25.0
27t)	L.A. Chargers	73	29	36	8	15	30	50.0	1	2	50.0
27t)	Miami	73	25	40	8	26	44	59.1	1	2	50.0
27t)	L.A. Rams	73	21	50	2	16	35	45.7	1	7	14.3
30)	Kansas City	76	30	41	5	12	29	41.4	5	6	83.3
31)	Washington	77	21	50	6	27	46	58.7	0	1	0.0
32)	Seattle	84	26	50	8	20	41	48.8	0	4	0.0
	Totals	2002	597	1208	197	491	1198	41.0	56	125	44.8

WEEK 3 / THROUGH MONDAY, SEPTEMBER 27, 2021

AFC / FIRST-DOWN PLAYS BY TEAMS

Rank	Team	Yds/Play	Plays	Yards
1)	Cincinnati	6.71	73	490
2)	Cleveland	6.66	89	593
3)	Kansas City	6.47	89	576
4)	Tennessee	6.19	97	600
5)	Indianapolis	6.03	90	543
6)	Baltimore	5.88	91	535
7)	Buffalo	5.66	95	538
8)	New England	5.51	84	463
9)	L.A. Chargers	5.07	89	451
10)	Jacksonville	5.04	81	408
11)	Las Vegas	4.95	103	510
12)	Denver	4.71	87	410
13)	Miami	4.37	79	345
14)	Houston	4.32	75	324
15)	N.Y. Jets	4.26	76	324
16)	Pittsburgh	3.67	78	286
	TOTAL	5.38	1376	7396

AFC / FIRST-DOWN PLAYS BY OPPONENTS

Rank	Team	Yds/Play	Plays	Yards
1)	Cincinnati	3.53	90	318
2)	Las Vegas	4.15	84	349
3)	Buffalo	4.40	70	308
4)	Denver	4.60	68	313
5)	Jacksonville	4.63	89	412
6)	New England	4.91	80	393
7)	Cleveland	5.00	66	330
8)	Miami	5.13	95	487
9)	Indianapolis	5.22	82	428
10)	Baltimore	5.46	92	502
11)	N.Y. Jets	5.64	85	479
12)	Houston	5.73	94	539
13)	Pittsburgh	5.95	82	488
14)	L.A. Chargers	6.19	88	545
15)	Tennessee	6.23	81	505
16)	Kansas City	7.16	90	644
	TOTAL	5.27	1336	7040

WEEK 3 / THROUGH MONDAY, SEPTEMBER 27, 2021

NFC / FIRST-DOWN PLAYS BY TEAMS

Rank	Team	Yds/Play	Plays	Yards
1)	Philadelphia	7.55	77	581
2)	Seattle	6.78	73	495
3)	Tampa Bay	6.75	93	628
4)	Dallas	6.74	97	654
5)	Arizona	6.67	88	587
6)	Washington	6.36	75	477
7)	L.A. Rams	6.00	78	468
8)	Minnesota	5.70	96	547
9)	Detroit	5.10	94	479
10)	Carolina	5.07	97	492
11)	N.Y. Giants	5.07	85	431
12)	Atlanta	4.86	80	389
13)	San Francisco	4.76	89	424
14)	Green Bay	4.47	79	353
15)	New Orleans	3.96	71	281
16)	Chicago	3.32	71	236
	TOTAL	5.60	1343	7522

NFC / FIRST-DOWN PLAYS BY OPPONENTS

Rank	Team	Yds/Play	Plays	Yards
1)	Carolina	3.47	64	222
2)	New Orleans	4.22	83	350
3)	Detroit	4.61	82	378
4)	Green Bay	4.73	84	397
5)	Tampa Bay	4.97	91	452
6)	Washington	5.28	100	528
7)	Philadelphia	5.29	87	460
8)	L.A. Rams	5.45	94	512
9)	Atlanta	5.97	86	513
10)	Seattle	6.19	106	656
11)	San Francisco	6.20	92	570
12)	Arizona	6.42	85	546
13)	N.Y. Giants	6.60	85	561
14)	Chicago	6.83	80	546
15)	Dallas	7.00	82	574
16)	Minnesota	7.48	82	613
	TOTAL	5.70	1383	7878

WEEK 3 / THROUGH MONDAY, SEPTEMBER 27, 2021**NFL / FIRST-DOWN PLAYS BY TEAMS**

Rank	Team	Yds/Play	Plays	Yards
1)	Philadelphia	7.55	77	581
2)	Seattle	6.78	73	495
3)	Tampa Bay	6.75	93	628
4)	Dallas	6.74	97	654
5)	Cincinnati	6.71	73	490
6)	Arizona	6.67	88	587
7)	Cleveland	6.66	89	593
8)	Kansas City	6.47	89	576
9)	Washington	6.36	75	477
10)	Tennessee	6.19	97	600
11)	Indianapolis	6.03	90	543
12)	L.A. Rams	6.00	78	468
13)	Baltimore	5.88	91	535
14)	Minnesota	5.70	96	547
15)	Buffalo	5.66	95	538
16)	New England	5.51	84	463
17)	Detroit	5.10	94	479
18)	Carolina	5.07	97	492
19)	N.Y. Giants	5.07	85	431
20)	L.A. Chargers	5.07	89	451
21)	Jacksonville	5.04	81	408
22)	Las Vegas	4.95	103	510
23)	Atlanta	4.86	80	389
24)	San Francisco	4.76	89	424
25)	Denver	4.71	87	410
26)	Green Bay	4.47	79	353
27)	Miami	4.37	79	345
28)	Houston	4.32	75	324
29)	N.Y. Jets	4.26	76	324
30)	New Orleans	3.96	71	281
31)	Pittsburgh	3.67	78	286
32)	Chicago	3.32	71	236
	TOTAL	5.49	2719	14918

NFL / FIRST-DOWN PLAYS BY OPPONENTS

Rank	Team	Yds/Play	Plays	Yards
1)	Carolina	3.47	64	222
2)	Cincinnati	3.53	90	318
3)	Las Vegas	4.15	84	349
4)	New Orleans	4.22	83	350
5)	Buffalo	4.40	70	308
6)	Denver	4.60	68	313
7)	Detroit	4.61	82	378
8)	Jacksonville	4.63	89	412
9)	Green Bay	4.73	84	397
10)	New England	4.91	80	393
11)	Tampa Bay	4.97	91	452
12)	Cleveland	5.00	66	330
13)	Miami	5.13	95	487
14)	Indianapolis	5.22	82	428
15)	Washington	5.28	100	528
16)	Philadelphia	5.29	87	460
17)	L.A. Rams	5.45	94	512
18)	Baltimore	5.46	92	502
19)	N.Y. Jets	5.64	85	479
20)	Houston	5.73	94	539
21)	Pittsburgh	5.95	82	488
22)	Atlanta	5.97	86	513
23)	Seattle	6.19	106	656
24)	L.A. Chargers	6.19	88	545
25)	San Francisco	6.20	92	570
26)	Tennessee	6.23	81	505
27)	Arizona	6.42	85	546
28)	N.Y. Giants	6.60	85	561
29)	Chicago	6.83	80	546
30)	Dallas	7.00	82	574
31)	Kansas City	7.16	90	644
32)	Minnesota	7.48	82	613
	TOTAL	5.49	2719	14918

WEEK 3 / THROUGH MONDAY, SEPTEMBER 27, 2021

AFC / KICKOFFS (Receiving Team)

Rank	Team	TotKO	AdjKO	TB	TB%	EZ	EZ%	OB	I20	Avg.Start
1)	Buffalo	11	10	6	60.0	6	54.5	0	0	31.3
2)	Jacksonville	20	20	17	85.0	19	95.0	0	1	28.2
3)	Indianapolis	16	16	11	68.8	13	81.3	0	2	26.0
4)	Baltimore	15	15	15	100.0	15	100.0	0	0	25.0
4t)	Denver	6	5	5	100.0	5	83.3	0	0	25.0
4t)	Miami	17	17	15	88.2	16	94.1	0	0	25.0
7)	Las Vegas	19	19	15	78.9	16	84.2	0	1	24.9
8)	N.Y. Jets	19	19	13	68.4	14	73.7	1	2	24.9
9)	Pittsburgh	17	15	11	73.3	13	76.5	0	1	24.7
10)	Cleveland	14	14	11	78.6	11	78.6	0	2	24.6
11)	Kansas City	18	17	10	58.8	15	83.3	0	3	23.8
12)	New England	11	11	8	72.7	9	81.8	0	1	23.3
13)	Houston	15	15	7	46.7	13	86.7	0	3	23.2
14)	Tennessee	18	18	9	50.0	10	55.6	0	5	22.7
15)	L.A. Chargers	13	13	9	69.2	11	84.6	0	3	21.9
16)	Cincinnati	13	13	7	53.8	13	100.0	0	3	21.7
	Totals	242	237	169	71.3	199	84.0	1	27	24.7

AFC / KICKOFFS (Kicking Team)

Rank	Team	TotKO	AdjKO	TB	TB%	EZ	EZ%	OB	I20	Avg.Start
1)	Cleveland	18	18	8	44.4	15	83.3	0	5	21.8
2)	Tennessee	15	15	9	60.0	9	60.0	0	4	23.1
3)	Baltimore	19	18	12	66.7	15	78.9	0	2	23.6
4)	Indianapolis	13	12	6	50.0	7	53.8	0	3	23.7
5)	Kansas City	18	18	15	83.3	16	88.9	0	2	23.8
6)	Cincinnati	14	14	11	78.6	12	85.7	0	1	23.9
7)	L.A. Chargers	16	16	9	56.3	13	81.3	0	2	24.3
8)	Jacksonville	10	9	7	77.8	9	90.0	0	0	24.6
9)	Las Vegas	18	17	13	76.5	15	83.3	0	1	24.7
10)	Miami	12	12	9	75.0	10	83.3	0	1	24.8
11)	Buffalo	19	18	14	77.8	16	84.2	1	1	24.9
12)	Houston	15	15	13	86.7	13	86.7	0	1	25.0
13)	N.Y. Jets	7	6	3	50.0	4	57.1	1	0	25.7
14)	New England	16	16	9	56.3	10	62.5	2	1	26.6
15)	Denver	19	19	14	73.7	18	94.7	0	2	28.9
16)	Pittsburgh	13	13	6	46.2	8	61.5	0	0	29.9
	Totals	242	236	158	66.9	190	80.5	4	26	24.9

Note: Average team drive start DOES NOT include inside kicks or kickoffs at the end of a half unless either kickoff is returned for a touchdown. All other kickoffs (returned kickoffs, fair catches, touchback and kickoffs out of bounds) are included. Kickoffs resulting in the kicking team retaining possession are not included.

ADJ KO: Adjusted kickoffs are used to compute the Avg. Team Drive Start.

I20: The number of drives that start inside (not including) the 20 yd line.

WEEK 3 / THROUGH MONDAY, SEPTEMBER 27, 2021

NFC / KICKOFFS (Receiving Team)

Rank	Team	TotKO	AdjKO	TB	TB%	EZ	EZ%	OB	I20	Avg.Start
1)	New Orleans	11	11	3	27.3	5	45.5	1	0	30.3
2)	Tampa Bay	18	18	10	55.6	14	77.8	0	0	26.2
3)	Carolina	8	7	5	71.4	6	75.0	1	0	26.1
4)	N.Y. Giants	15	15	11	73.3	13	86.7	0	1	25.6
5)	San Francisco	15	13	5	38.5	7	46.7	0	4	25.3
6)	L.A. Rams	13	12	9	75.0	9	69.2	0	0	25.3
7)	Detroit	19	18	13	72.2	14	73.7	0	1	25.1
8)	Atlanta	18	17	8	47.1	10	55.6	0	3	24.9
9)	Arizona	13	13	10	76.9	10	76.9	0	1	24.9
10)	Green Bay	15	15	10	66.7	10	66.7	0	2	24.5
11)	Chicago	18	18	9	50.0	13	72.2	0	2	24.2
12)	Washington	21	21	11	52.4	13	61.9	1	4	24.0
13)	Dallas	15	15	12	80.0	15	100.0	0	1	23.9
14)	Philadelphia	14	14	11	78.6	14	100.0	0	1	23.7
15)	Minnesota	15	15	11	73.3	15	100.0	0	3	23.5
16)	Seattle	18	17	12	70.6	14	77.8	0	3	23.3
	Totals	246	239	150	62.8	182	76.2	3	26	24.9

NFC / KICKOFFS (Kicking Team)

Rank	Team	TotKO	AdjKO	TB	TB%	EZ	EZ%	OB	I20	Avg.Start
1)	Chicago	11	11	8	72.7	11	100.0	0	2	22.5
2)	Atlanta	10	10	4	40.0	7	70.0	0	2	23.0
2t)	N.Y. Giants	14	14	7	50.0	9	64.3	0	3	23.0
4)	Washington	14	13	10	76.9	11	78.6	0	2	23.1
5)	Seattle	16	16	6	37.5	10	62.5	0	5	23.3
6)	Philadelphia	13	12	10	83.3	11	84.6	0	2	23.4
7)	San Francisco	16	15	10	66.7	12	75.0	0	1	23.7
8)	New Orleans	14	14	12	85.7	12	85.7	0	1	24.1
9)	Arizona	19	19	16	84.2	17	89.5	0	1	24.2
10)	Detroit	14	12	6	50.0	6	42.9	0	2	24.4
11)	Minnesota	19	19	15	78.9	17	89.5	0	1	24.4
12)	Tampa Bay	19	18	13	72.2	13	68.4	0	1	25.8
13)	L.A. Rams	20	20	13	65.0	18	90.0	0	1	26.0
14)	Dallas	18	18	15	83.3	16	88.9	0	0	26.2
15)	Carolina	16	16	8	50.0	11	68.8	0	1	28.1
16)	Green Bay	13	13	8	61.5	10	76.9	0	2	28.3
	Totals	246	240	161	67.1	191	79.6	0	27	24.7

Note: Average team drive start DOES NOT include onside kicks or kickoffs at the end of a half unless either kickoff is returned for a touchdown. All other kickoffs (returned kickoffs, fair catches, touchback and kickoffs out of bounds) are included. Kickoffs resulting in the kicking team retaining possession are not included.

ADJ KO: Adjusted kickoffs are used to compute the Avg. Team Drive Start.

I20: The number of drives that start inside (not including) the 20 yd line.

WEEK 3 / THROUGH MONDAY, SEPTEMBER 27, 2021

NFL / KICKOFFS (Receiving Team)

Rank	Team	TotKO	AdjKO	TB	TB%	EZ	EZ%	OB	I20	Avg.Start
1)	Buffalo	11	10	6	60.0	6	54.5	0	0	31.3
2)	New Orleans	11	11	3	27.3	5	45.5	1	0	30.3
3)	Jacksonville	20	20	17	85.0	19	95.0	0	1	28.2
4)	Tampa Bay	18	18	10	55.6	14	77.8	0	0	26.2
5)	Carolina	8	7	5	71.4	6	75.0	1	0	26.1
6)	Indianapolis	16	16	11	68.8	13	81.3	0	2	26.0
7)	N.Y. Giants	15	15	11	73.3	13	86.7	0	1	25.6
8)	San Francisco	15	13	5	38.5	7	46.7	0	4	25.3
9)	L.A. Rams	13	12	9	75.0	9	69.2	0	0	25.3
10)	Detroit	19	18	13	72.2	14	73.7	0	1	25.1
11)	Baltimore	15	15	15	100.0	15	100.0	0	0	25.0
11t)	Denver	6	5	5	100.0	5	83.3	0	0	25.0
11t)	Miami	17	17	15	88.2	16	94.1	0	0	25.0
14)	Las Vegas	19	19	15	78.9	16	84.2	0	1	24.9
15)	Atlanta	18	17	8	47.1	10	55.6	0	3	24.9
16)	Arizona	13	13	10	76.9	10	76.9	0	1	24.9
17)	N.Y. Jets	19	19	13	68.4	14	73.7	1	2	24.9
18)	Pittsburgh	17	15	11	73.3	13	76.5	0	1	24.7
19)	Cleveland	14	14	11	78.6	11	78.6	0	2	24.6
20)	Green Bay	15	15	10	66.7	10	66.7	0	2	24.5
21)	Chicago	18	18	9	50.0	13	72.2	0	2	24.2
22)	Washington	21	21	11	52.4	13	61.9	1	4	24.0
23)	Dallas	15	15	12	80.0	15	100.0	0	1	23.9
24)	Kansas City	18	17	10	58.8	15	83.3	0	3	23.8
25)	Philadelphia	14	14	11	78.6	14	100.0	0	1	23.7
26)	Minnesota	15	15	11	73.3	15	100.0	0	3	23.5
27)	Seattle	18	17	12	70.6	14	77.8	0	3	23.3
28)	New England	11	11	8	72.7	9	81.8	0	1	23.3
29)	Houston	15	15	7	46.7	13	86.7	0	3	23.2
30)	Tennessee	18	18	9	50.0	10	55.6	0	5	22.7
31)	L.A. Chargers	13	13	9	69.2	11	84.6	0	3	21.9
32)	Cincinnati	13	13	7	53.8	13	100.0	0	3	21.7
	Totals	488	476	319	67.0	381	80.0	4	53	24.8

Note: Average opponent drive start DOES NOT include onside kicks or kickoffs at the end of a half unless either kickoff is returned for a touchdown. All other kickoffs (returned kickoffs, fair catches, touchback and kickoffs out of bounds) are included. Kickoffs resulting in the kicking team retaining possession are not included.

ADJ KO: Adjusted kickoffs are used to compute the Avg. Team Drive Start.

I20: The number of drives that start inside (not including) the 20 yd line.

WEEK 3 / THROUGH MONDAY, SEPTEMBER 27, 2021

NFL / KICKOFFS (Kicking Team)

Rank	Team	TotKO	AdjKO	TB	TB%	EZ	EZ%	OB	I20	Avg.Start
1)	Cleveland	18	18	8	44.4	15	83.3	0	5	21.8
2)	Chicago	11	11	8	72.7	11	100.0	0	2	22.5
3)	Atlanta	10	10	4	40.0	7	70.0	0	2	23.0
3t)	N.Y. Giants	14	14	7	50.0	9	64.3	0	3	23.0
5)	Tennessee	15	15	9	60.0	9	60.0	0	4	23.1
6)	Washington	14	13	10	76.9	11	78.6	0	2	23.1
7)	Seattle	16	16	6	37.5	10	62.5	0	5	23.3
8)	Philadelphia	13	12	10	83.3	11	84.6	0	2	23.4
9)	Baltimore	19	18	12	66.7	15	78.9	0	2	23.6
10)	Indianapolis	13	12	6	50.0	7	53.8	0	3	23.7
11)	San Francisco	16	15	10	66.7	12	75.0	0	1	23.7
12)	Kansas City	18	18	15	83.3	16	88.9	0	2	23.8
13)	Cincinnati	14	14	11	78.6	12	85.7	0	1	23.9
14)	New Orleans	14	14	12	85.7	12	85.7	0	1	24.1
15)	Arizona	19	19	16	84.2	17	89.5	0	1	24.2
16)	L.A. Chargers	16	16	9	56.3	13	81.3	0	2	24.3
17)	Detroit	14	12	6	50.0	6	42.9	0	2	24.4
18)	Minnesota	19	19	15	78.9	17	89.5	0	1	24.4
19)	Jacksonville	10	9	7	77.8	9	90.0	0	0	24.6
20)	Las Vegas	18	17	13	76.5	15	83.3	0	1	24.7
21)	Miami	12	12	9	75.0	10	83.3	0	1	24.8
22)	Buffalo	19	18	14	77.8	16	84.2	1	1	24.9
23)	Houston	15	15	13	86.7	13	86.7	0	1	25.0
24)	N.Y. Jets	7	6	3	50.0	4	57.1	1	0	25.7
25)	Tampa Bay	19	18	13	72.2	13	68.4	0	1	25.8
26)	L.A. Rams	20	20	13	65.0	18	90.0	0	1	26.0
27)	Dallas	18	18	15	83.3	16	88.9	0	0	26.2
28)	New England	16	16	9	56.3	10	62.5	2	1	26.6
29)	Carolina	16	16	8	50.0	11	68.8	0	1	28.1
30)	Green Bay	13	13	8	61.5	10	76.9	0	2	28.3
31)	Denver	19	19	14	73.7	18	94.7	0	2	28.9
32)	Pittsburgh	13	13	6	46.2	8	61.5	0	0	29.9
	Totals	488	476	319	67.0	381	80.0	4	53	24.8

Note: Average team drive start DOES NOT include onside kicks or kickoffs at the end of a half unless either kickoff is returned for a touchdown. All other kickoffs (returned kickoffs, fair catches, touchback and kickoffs out of bounds) are included. Kickoffs resulting in the kicking team retaining possession are not included.

ADJ KO: Adjusted kickoffs are used to compute the Avg. Team Drive Start.

I20: The number of drives that start inside (not including) the 20 yd line.

WEEK 3 / THROUGH MONDAY, SEPTEMBER 27, 2021**AFC / SINGLE-GAME HIGHS / PLAYERS**

Most Points-- 18, Henry, Tenn. at Sea., 9/19 (OT), (3 td, 0 fg, 0 xp, 0 2pt)
Most Points-- 14, (4 times in Non-Overtime Games)
Passing Yards-- 435, Carr, L.V. vs. Balt., 9/13 (OT), (34-56, 435, 2 td, 1 int)
Passing Yards-- 382, Carr, L.V. at Pitt., 9/19, (28-37, 382, 2 td, 0 int)
Longest Pass-- 75, Mahomes, K.C. vs. Clev., 9/12, (to Hill, Tyreek, td)
Passing Touchdowns-- 4, Allen, Buff. vs. Wash., 9/26, (32-43, 358, 4 td, 0 int)
Passing Touchdowns-- 4, Herbert, LA-C at K.C., 9/26, (26-38, 281, 4 td, 0 int)
Rushing Yards-- 182, Henry, Tenn. at Sea., 9/19 (OT), (35-182, 3 td)
Rushing Yards-- 113, Henry, Tenn. vs. Ind., 9/26, (28-113, 0 td)
Rushing Attempts-- 35, Henry, Tenn. at Sea., 9/19 (OT), (35-182, 3 td)
Rushing Attempts-- 28, Henry, Tenn. vs. Ind., 9/26, (28-113, 0 td)
Longest Rush-- 70, Gordon, Denv. at NY-G, 9/12, td
Receptions-- 14, Harris, Pitt. vs. Cin., 9/26, (14-102, 0 td)
Receiving Yards-- 197, Hill, K.C. vs. Clev., 9/12, (11-197, 1 td)
Kickoff Return Yards-- 143, McKenzie, Buff. vs. Pitt., 9/12, (4-143, 0 td)
Kickoff Returns-- 6, Rogers, Tenn. at Sea., 9/19 (OT), (6-100, 0 td)
Kickoff Returns-- 4, (3 times in Non-Overtime Games)
Longest Kickoff Return-- 102, Agnew, Jax vs. Denv., 9/19, td
Punt Return Yards-- 103, Felton, Clev. vs. Chi., 9/26, (7-103, 0 fc, 0 td)
Punt Returns-- 7, Felton, Clev. vs. Chi., 9/26, (7-103, 0 fc, 0 td)
Longest Punt Return-- 30, Duvernay, Balt. at L.V., 9/13 (OT)
Longest Punt Return-- 29, Duvernay, Balt. at Det., 9/26
Interceptions-- 2, (3 times in Non-Overtime Games)
Longest Interception Return-- 85, Roberts, Miami at L.V., 9/26 (OT), td
Longest Interception Return-- 46, Sterns, Denv. vs. NY-J, 9/26
Sacks-- 4.5, Garrett, Clev. vs. Chi., 9/26
Scrimmage Yards-- 237, Henry, Tenn. at Sea., 9/19 (OT), (Rush 35-182, Rec 6-55)
Scrimmage Yards-- 201, Hill, K.C. vs. Clev., 9/12, (Rush 1-4, Rec 11-197)
Longest Punt-- 68, Bailey, N.E. vs. N.O., 9/26
Punts-- 7, Huber, Cin. vs. Minn., 9/12 (OT), (7-332, 47.4)
Punts-- 6, (6 times in Non-Overtime Games)
Field Goals Made-- 4, Bullock, Tenn. at Sea., 9/19 (OT), (4-5, 36 lg)
Field Goals Made-- 4, (5 times in Non-Overtime Games)
Longest Field Goal-- 66, Tucker, Balt. at Det., 9/26

NFC / SINGLE-GAME HIGHS / PLAYERS

Most Points-- 24, Jones, G.B. vs. Det., 9/20, (4 td, 0 fg, 0 xp, 0 2pt)
Passing Yards-- 432, Brady, T.B. at LA-R, 9/26, (41-55, 432, 1 td, 0 int)
Longest Pass-- 91, Hurts, Phil. vs. S.F., 9/19, (to Watkins, Quez)
Passing Touchdowns-- 5, J. Winston, N.O. vs. G.B., 9/12, (14-20, 148, 5 td, 0 int)
Passing Touchdowns-- 5, Brady, T.B. vs. Atl., 9/19, (24-36, 276, 5 td, 0 int)
Rushing Yards-- 131, Cook, Minn. at Ariz., 9/19, (22-131, 0 td)
Rushing Attempts-- 26, Mattison, Minn. vs. Sea., 9/26, (26-112, 0 td)
Longest Rush-- 46, Jones, NY-G at Wash., 9/16
Receptions-- 13, Cooper, Dal. at T.B., 9/9, (13-139, 2 td)
Receiving Yards-- 189, Samuel, S.F. at Det., 9/12, (9-189, 1 td)
Kickoff Return Yards-- 156, Harris, N.O. at Car., 9/19, (5-156, 0 td)
Kickoff Returns-- 5, Harris, N.O. at Car., 9/19, (5-156, 0 td)
Longest Kickoff Return-- 68, Cannon, S.F. vs. G.B., 9/26
Punt Return Yards-- 36, Peppers, NY-G vs. Atl., 9/26, (2-36, 1 fc, 0 td)
Punt Returns-- 4, Reagor, Phil. at Atl., 9/12, (4-19, 1 fc, 0 td)
Punt Returns-- 4, Erickson, Car. vs. N.O., 9/19, (4-24, 0 fc, 0 td)
Longest Punt Return-- 27, Moore, Ariz. at Jax , 9/26
Interceptions-- 2, Edwards, T.B. vs. Atl., 9/19, (2-46, 2 td)
Interceptions-- 2, Murphy, Ariz. at Jax , 9/26, (2-36, 1 td)
Longest Interception Return-- 66, Lewis, Dal. at T.B., 9/9
Sacks-- 5.0, C. Jones, Ariz. at Tenn., 9/12
Scrimmage Yards-- 189, Samuel, S.F. at Det., 9/12, (Rush 0-0, Rec 9-189)
Longest Punt-- 68, Siposs, Phil. vs. S.F., 9/19
Punts-- 8, Berry, Minn. at Cin., 9/12 (OT), (8-402, 50.3)
Punts-- 7, O'Donnell, Chi. at Clev., 9/26, (7-397, 56.7)
Field Goals Made-- 5, Gano, NY-G at Wash., 9/16, (5-5, 55 lg)
Longest Field Goal-- 62, Prater, Ariz. vs. Minn., 9/19

WEEK 3 / THROUGH MONDAY, SEPTEMBER 27, 2021

NFL / SINGLE-GAME HIGHS / PLAYERS

Most Points-- 24, Jones, G.B. vs. Det., 9/20, (4 td, 0 fg, 0 xp, 0 2pt)
Passing Yards-- 435, Carr, L.V. vs. Balt., 9/13 (OT), (34-56, 435, 2 td, 1 int)
Passing Yards-- 432, Brady, T.B. at LA-R, 9/26, (41-55, 432, 1 td, 0 int)
Longest Pass-- 91, Hurts, Phil. vs. S.F., 9/19, (to Watkins, Quez)
Passing Touchdowns-- 5, J. Winston, N.O. vs. G.B., 9/12, (14-20, 148, 5 td, 0 int)
Passing Touchdowns-- 5, Brady, T.B. vs. Atl., 9/19, (24-36, 276, 5 td, 0 int)
Rushing Yards-- 182, Henry, Tenn. at Sea., 9/19 (OT), (35-182, 3 td)
Rushing Yards-- 131, Cook, Minn. at Ariz., 9/19, (22-131, 0 td)
Rushing Attempts-- 35, Henry, Tenn. at Sea., 9/19 (OT), (35-182, 3 td)
Rushing Attempts-- 28, Henry, Tenn. vs. Ind., 9/26, (28-113, 0 td)
Longest Rush-- 70, Gordon, Denv. at NY-G, 9/12, td
Receptions-- 14, Harris, Pitt. vs. Cin., 9/26, (14-102, 0 td)
Receiving Yards-- 197, Hill, K.C. vs. Clev., 9/12, (11-197, 1 td)
Kickoff Return Yards-- 156, Harris, N.O. at Car., 9/19, (5-156, 0 td)
Kickoff Returns-- 6, Rogers, Tenn. at Sea., 9/19 (OT), (6-100, 0 td)
Kickoff Returns-- 5, Harris, N.O. at Car., 9/19, (5-156, 0 td)
Longest Kickoff Return-- 102, Agnew, Jax vs. Denv., 9/19, td
Punt Return Yards-- 103, Felton, Clev. vs. Chi., 9/26, (7-103, 0 fc, 0 td)
Punt Returns-- 7, Felton, Clev. vs. Chi., 9/26, (7-103, 0 fc, 0 td)
Longest Punt Return-- 30, Duvernay, Balt. at L.V., 9/13 (OT)
Longest Punt Return-- 29, Duvernay, Balt. at Det., 9/26
Interceptions-- 2, (5 times in Non-Overtime Games)
Longest Interception Return-- 85, Roberts, Miami at L.V., 9/26 (OT), td
Longest Interception Return-- 66, Lewis, Dal. at T.B., 9/9
Sacks-- 5.0, C. Jones, Ariz. at Tenn., 9/12
Scrimmage Yards-- 237, Henry, Tenn. at Sea., 9/19 (OT), (Rush 35-182, Rec 6-55)
Scrimmage Yards-- 201, Hill, K.C. vs. Clev., 9/12, (Rush 1-4, Rec 11-197)
Longest Punt-- 68, Siposs, Phil. vs. S.F., 9/19
Longest Punt-- 68, Bailey, N.E. vs. N.O., 9/26
Punts-- 8, Berry, Minn. at Cin., 9/12 (OT), (8-402, 50.3)
Punts-- 7, O'Donnell, Chi. at Clev., 9/26, (7-397, 56.7)
Field Goals Made-- 5, Gano, NY-G at Wash., 9/16, (5-5, 55 lg)
Longest Field Goal-- 66, Tucker, Balt. at Det., 9/26

WEEK 3 / THROUGH MONDAY, SEPTEMBER 27, 2021

300-Yard Passing Games

435, Carr, LV vs. BAL 09/13 (ot) (34-56, 2 TD)
432, Brady, TB at LAR 09/26 (41-55, 1 TD)
403, Prescott, DAL at TB 09/09 (42-58, 3 TD)
400, K. Murray, ARI vs. MIN 09/19 (29-36, 3 TD)
386, Carr, LV vs. MIA 09/26 (ot) (26-43, 2 TD)
382, Carr, LV at PIT 09/19 (28-37, 2 TD)
379, Brady, TB vs. DAL 09/09 (32-50, 4 TD)
358, Allen, BUF vs. WAS 09/26 (32-43, 4 TD)
351, Cousins, MIN at CIN 09/12 (ot) (36-49, 2 TD)
347, Tannehill, TEN at SEA 09/19 (ot) (27-40, 0 TD)
343, Mahomes, KC at BAL 09/19 (24-31, 3 TD)
343, Wilson, SEA vs. TEN 09/19 (ot) (22-31, 2 TD)
343, Stafford, LAR vs. TB 09/26 (27-38, 4 TD)
338, Goff, DET vs. SF 09/12 (38-57, 3 TD)
338, Herbert, LAC vs. DAL 09/19 (31-41, 1 TD)
337, Herbert, LAC at WAS 09/12 (31-47, 1 TD)
337, Mahomes, KC vs. CLE 09/12 (27-36, 3 TD)
336, Heinicke, WAS vs. NYG 09/16 (34-46, 2 TD)
332, Lawrence, JAX at HOU 09/12 (28-51, 3 TD)
328, Bridgewater, DEN at JAX 09/19 (26-34, 2 TD)
326, Hurts, PHI at DAL 09/27 (25-39, 2 TD)
323, Cousins, MIN vs. SEA 09/26 (30-38, 3 TD)
321, Stafford, LAR vs. CHI 09/12 (20-26, 3 TD)
321, Mayfield, CLE at KC 09/12 (21-28, 0 TD)
318, Roethlisberger, PIT vs. CIN 09/26 (38-58, 1 TD)
316, K. Murray, ARI at JAX 09/26 (28-34, 0 TD)
314, Garoppolo, SF at DET 09/12 (17-25, 1 TD)
305, Darnold, CAR vs. NO 09/19 (26-38, 2 TD)
304, Darnold, CAR at HOU 09/23 (23-34, 0 TD)
300, Ryan, ATL at TB 09/19 (35-46, 2 TD)

WEEK 3 / THROUGH MONDAY, SEPTEMBER 27, 2021

100-Yard Receiving Games

197, Hill, KC vs. CLE 09/12 (11 rec., 1 TD)
189, Samuel, SF at DET 09/12 (9 rec., 1 TD)
178, Lockett, SEA vs. TEN 09/19 (ot) (8 rec., 1 TD)
163, Kupp, LAR at IND 09/19 (9 rec., 2 TD)
159, Sutton, DEN at JAX 09/19 (9 rec., 0 TD)
139, Cooper, DAL at TB 09/09 (13 rec., 2 TD)
132, D. Adams, GB at SF 09/26 (12 rec., 1 TD)
132, Cooks, HOU vs. JAX 09/12 (5 rec., 0 TD)
128, Ju. Jones, TEN at SEA 09/19 (ot) (6 rec., 0 TD)
126, D.J. Moore, CAR at HOU 09/23 (8 rec., 0 TD)
123, Pittman, IND vs. LAR 09/19 (8 rec., 0 TD)
122, Williams, LAC at KC 09/26 (7 rec., 2 TD)
121, Brown, TB vs. DAL 09/09 (5 rec., 1 TD)
121, D. Adams, GB vs. DET 09/20 (8 rec., 0 TD)
120, D. Jackson, LAR vs. TB 09/26 (3 rec., 1 TD)
118, Jefferson, MIN vs. SEA 09/26 (9 rec., 1 TD)
117, Watkins, PHI vs. SF 09/19 (2 rec., 0 TD)
114, Moore, ARI vs. MIN 09/19 (7 rec., 1 TD)
113, Ruggs III, LV at PIT 09/19 (5 rec., 1 TD)
113, Shepard, NYG vs. DEN 09/12 (7 rec., 1 TD)
113, Brown, BAL vs. KC 09/19 (6 rec., 1 TD)
112, Cooks, HOU vs. CAR 09/23 (9 rec., 0 TD)
112, Green, ARI at JAX 09/26 (5 rec., 0 TD)
109, Andrews, BAL at DET 09/26 (5 rec., 0 TD)
109, Kelce, KC at BAL 09/19 (7 rec., 1 TD)
108, Kupp, LAR vs. CHI 09/12 (7 rec., 1 TD)
108, Allen, LAC vs. DAL 09/19 (4 rec., 0 TD)
107, Metcalf, SEA at MIN 09/26 (6 rec., 1 TD)
107, McLaurin, WAS vs. NYG 09/16 (11 rec., 1 TD)
106, Evans, TB at LAR 09/26 (8 rec., 0 TD)
105, Godwin, TB vs. DAL 09/09 (9 rec., 1 TD)
105, Waller, LV vs. BAL 09/13 (ot) (10 rec., 1 TD)
105, D. Johnson, PIT vs. LV 09/19 (9 rec., 0 TD)
104, Kirk, ARI at JAX 09/26 (7 rec., 0 TD)
104, Kelce, KC vs. LAC 09/26 (7 rec., 0 TD)
104, Lamb, DAL at TB 09/09 (7 rec., 1 TD)
102, Harris, PIT vs. CIN 09/26 (14 rec., 0 TD)
101, Chase, CIN vs. MIN 09/12 (ot) (5 rec., 1 TD)
100, Lockett, SEA at IND 09/12 (4 rec., 2 TD)
100, Allen, LAC at WAS 09/12 (9 rec., 0 TD)

WEEK 3 / THROUGH MONDAY, SEPTEMBER 27, 2021

100-Yard Rushing Games

182, Henry, TEN at SEA 09/19 (ot) (35 att., 3 TD)
131, Cook, MIN at ARI 09/19 (22 att., 0 TD)
127, Mixon, CIN vs. MIN 09/12 (ot) (29 att., 1 TD)
113, Henry, TEN vs. IND 09/26 (28 att., 0 TD)
112, Mattison, MIN vs. SEA 09/26 (26 att., 0 TD)
111, Barber, LV vs. MIA 09/26 (ot) (23 att., 1 TD)
109, Pollard, DAL at LAC 09/19 (13 att., 1 TD)
108, Montgomery, CHI at LAR 09/12 (16 att., 1 TD)
107, Jackson, BAL vs. KC 09/19 (16 att., 2 TD)
104, Mitchell, SF at DET 09/12 (19 att., 1 TD)
101, Gordon, DEN at NYG 09/12 (11 att., 1 TD)
100, Harris, NE vs. MIA 09/12 (23 att., 0 TD)
100, Edwards-Helaire, KC vs. LAC 09/26 (17 att., 0 TD)

WEEK 3 / THROUGH MONDAY, SEPTEMBER 27, 2021

AFC / LEADING PASSERS

Player, Team	Att	Comp	Pct		Avg		Pct			Pct Rating	
			Comp	Yds	Gain	TD	TD	Long	Int	Int	Points
T. Taylor, Hou.	44	31	70.5	416	9.45	3	6.8	52	0	0.0	122.9
Bridgewater, Den.	95	73	76.8	827	8.71	4	4.2	55	0	0.0	116.4
Mahomes, K.C.	111	78	70.3	940	8.47	9	8.1	75t	3	2.7	111.7
Burrow, Cin.	75	53	70.7	640	8.53	7	9.3	50t	4	5.3	105.4
Mayfield, Cle.	80	59	73.8	780	9.75	2	2.5	45	2	2.5	102.1
Carr, L.V.	136	88	64.7	1203	8.85	6	4.4	61t	2	1.5	101.4
Herbert, LA-C	126	88	69.8	956	7.59	6	4.8	43	3	2.4	97.9
Allen, Buf.	127	79	62.2	807	6.35	7	5.5	41	1	0.8	95.5
Tannehill, Ten.	102	66	64.7	756	7.41	4	3.9	51	3	2.9	87.7
Jackson, Bal.	87	53	60.9	761	8.75	3	3.4	49	3	3.4	86.4
Wentz, Ind.	106	64	60.4	692	6.53	3	2.8	42	1	0.9	85.1
*Mills, Hou.	46	27	58.7	270	5.87	2	4.3	35	1	2.2	80.9
*M. Jones, N.E.	120	81	67.5	737	6.14	2	1.7	32	3	2.5	79.1
Roethlisberger, Pit.	130	83	63.8	801	6.16	3	2.3	52	3	2.3	79.0
Brissett, Mia.	89	56	62.9	384	4.31	0	0.0	27	1	1.1	67.8
*Lawrence, Jac.	118	64	54.2	669	5.67	5	4.2	41t	7	5.9	60.3
*Z. Wilson, NY-J	105	58	55.2	628	5.98	2	1.9	40	7	6.7	51.6

AFC / LEADING PASSERS, RANKS

Player, Team	Att	Comp	Pct		Avg		Pct			Pct Rating	
			Comp	Yds	Gain	TD	TD	Long	Int	Int	Points
T. Taylor, Hou.	17	16	4	15	2	9t	3		1t	1t	1
Bridgewater, Den.	11	7	1	4	5	7t	9		1t	1t	2
Mahomes, K.C.	7	6	5	3	7	1	2		9t	12	3
Burrow, Cin.	15	14t	3	13	6	2t	1		15	15	4
Mayfield, Cle.	14	11	2	7	1	13t	13		7t	10t	5
Carr, L.V.	1	1t	8t	1	3	4t	6		7t	6	6
Herbert, LA-C	4	1t	6	2	8	4t	5		9t	9	7
Allen, Buf.	3	5	12	5	11	2t	4		3t	3	8
Tannehill, Ten.	10	8	8t	9	9	7t	10		9t	13	9
Jackson, Bal.	13	14t	13	8	4	9t	11		9t	14	10
Wentz, Ind.	8	9t	14	11	10	9t	12		3t	4	11
*Mills, Hou.	16	17	15	17	15	13t	7		3t	7	12
*M. Jones, N.E.	5	4	7	10	13	13t	16		9t	10t	13
Roethlisberger, Pit.	2	3	10	6	12	9t	14		9t	8	14
Brissett, Mia.	12	13	11	16	17	18t	17		3t	5	15
*Lawrence, Jac.	6	9t	17	12	16	6	8		16t	16	16
*Z. Wilson, NY-J	9	12	16	14	14	13t	15		16t	17	17

WEEK 3 / THROUGH MONDAY, SEPTEMBER 27, 2021**AFC / FOURTH-QUARTER PASSING LEADERS**

Rank	Player, Team	Att	Comp	Comp%	Yards	YPA	TD	TD%	Int	Int%	Rating
1)	Carr, L.V.	29	20	69.0	308	10.62	2	6.9	0	0.0	126.8
2)	Bridgewater, Den.	11	10	90.9	127	11.55	0	0.0	0	0.0	114.8
3)	Mahomes, K.C.	22	14	63.6	191	8.68	3	13.6	1	4.5	111.9
4)	Herbert, LA-C	31	19	61.3	285	9.19	3	9.7	1	3.2	110.3
5)	Tannehill, Ten.	25	20	80.0	174	6.96	1	4.0	0	0.0	109.0
6)	Roethlisberger, Pit.	48	34	70.8	333	6.94	2	4.2	0	0.0	103.9
7)	Wentz, Ind.	31	19	61.3	242	7.81	1	3.2	0	0.0	96.4
8)	*Mills, Hou.	22	13	59.1	140	6.36	1	4.5	0	0.0	93.0
9)	Allen, Buf.	21	14	66.7	147	7.00	0	0.0	0	0.0	86.8
10)	Burrow, Cin.	15	8	53.3	126	8.40	2	13.3	3	20.0	81.5
11)	Brissett, Mia.	23	16	69.6	104	4.52	0	0.0	0	0.0	78.9
12)	Jackson, Bal.	15	9	60.0	156	10.40	0	0.0	1	6.7	67.6
13)	*M. Jones, N.E.	34	20	58.8	139	4.09	1	2.9	1	2.9	65.7
14)	*Lawrence, Jac.	40	24	60.0	248	6.20	1	2.5	2	5.0	65.4
15)	*Z. Wilson, NY-J	42	23	54.8	294	7.00	1	2.4	2	4.8	65.0
16)	Mayfield, Cle.	16	11	68.8	119	7.44	0	0.0	1	6.3	64.3

AFC / THIRD-DOWN PASSING LEADERS

Rank	Player, Team	Att	Comp	Comp%	Yards	YPA	TD	TD%	Int	Int%	Rating
1)	T. Taylor, Hou.	18	13	72.2	221	12.28	1	5.6	0	0.0	131.9
2)	Carr, L.V.	29	21	72.4	402	13.86	2	6.9	1	3.4	123.1
3)	Allen, Buf.	28	15	53.6	158	5.64	4	14.3	0	0.0	109.8
4)	Bridgewater, Den.	27	19	70.4	244	9.04	0	0.0	0	0.0	98.4
5)	Herbert, LA-C	34	24	70.6	319	9.38	1	2.9	1	2.9	97.5
6)	Burrow, Cin.	26	19	73.1	217	8.35	1	3.8	1	3.8	94.6
7)	Mahomes, K.C.	22	15	68.2	180	8.18	2	9.1	2	9.1	85.4
8)	Brissett, Mia.	25	18	72.0	127	5.08	0	0.0	0	0.0	83.3
9)	Wentz, Ind.	25	13	52.0	142	5.68	1	4.0	1	4.0	65.8
10)	*M. Jones, N.E.	34	21	61.8	192	5.65	0	0.0	1	2.9	64.8
11)	Jackson, Bal.	16	7	43.8	98	6.13	3	18.8	3	18.8	64.1
12)	Mayfield, Cle.	16	10	62.5	117	7.31	0	0.0	1	6.3	58.6
13)	*Lawrence, Jac.	27	11	40.7	145	5.37	1	3.7	1	3.7	55.3
14)	Roethlisberger, Pit.	39	22	56.4	261	6.69	1	2.6	3	7.7	53.5
15)	Tannehill, Ten.	27	14	51.9	135	5.00	2	7.4	3	11.1	51.2
16)	*Z. Wilson, NY-J	23	9	39.1	89	3.87	1	4.3	1	4.3	47.2

WEEK 3 / THROUGH MONDAY, SEPTEMBER 27, 2021**AFC / LEADING RUSHERS**

Rank	Player, Team	Att	Yards	Avg	Long	TD
1)	Henry, Ten.	80	353	4.4	60t	3
2)	Mixon, Cin.	67	286	4.3	27	1
3)	Chubb, Cle.	48	262	5.5	26t	3
4)	Jackson, Bal. (QB)	35	251	7.2	31	2
5)	Gordon, Den.	42	193	4.6	70t	2
6)	Edwards-Helaire, K.C.	44	189	4.3	14	0
7)	Singletary, Buf.	35	180	5.1	46t	1
8)	Harris, N.E.	45	176	3.9	35	1
9)	Taylor, Ind.	42	171	4.1	23	0
10)	Ekeler, LA-C	35	166	4.7	20	1
11)	Hunt, Cle.	29	165	5.7	29t	2
12)	T. Williams, Bal.	27	164	6.1	35t	1
13)	J. Robinson, Jac.	31	160	5.2	21	1
14)	Ingram, Hou.	46	147	3.2	11	1
15)	Barber, L.V.	36	143	4.0	27	1
16)	Gaskin, Mia.	27	139	5.1	18	0
17)	*J. Williams, Den.	39	138	3.5	16	1
18)	*Harris, Pit.	40	123	3.1	20	0
19)	Tannehill, Ten. (QB)	11	100	9.1	28	1
20)	Hyde, Jac.	19	95	5.0	18	0
21)	Murray, Bal.	26	92	3.5	8t	2
22)	*Michael Carter, NY-J	24	89	3.7	14	0
23)	Allen, Buf. (QB)	18	88	4.9	15	1
24)	Moss, Buf.	21	86	4.1	10	2
25)	T. Johnson, NY-J	19	82	4.3	17	0
26)	Brown, Mia.	17	68	4.0	24t	1
27)	Mahomes, K.C. (QB)	10	66	6.6	21	1
28)	Hines, Ind.	16	64	4.0	9t	1
29)	Wentz, Ind. (QB)	9	60	6.7	14	0
30)	T. Taylor, Hou. (QB)	5	55	11.0	29	1
31)	Brissett, Mia. (QB)	13	49	3.8	19	1
32t)	Coleman, NY-J	14	48	3.4	17	0
32t)	Mayfield, Cle. (QB)	13	48	3.7	12	1
34t)	D. Johnson, Hou.	11	46	4.2	8	0
34t)	*Lawrence, Jac. (QB)	9	46	5.1	11	0
36t)	Bridgewater, Den. (QB)	11	44	4.0	13	0
36t)	Drake, L.V.	21	44	2.1	6	0
38)	White, N.E.	10	38	3.8	10	1
39)	Freeman, Bal.	5	37	7.4	31	0
40)	Jacobs, L.V.	10	34	3.4	15t	2
41)	Lindsay, Hou.	20	32	1.6	8	1
42)	Mariota, L.V. (QB)	1	31	31.0	31	0
43t)	Hill, K.C. (WR)	3	30	10.0	15	0
43t)	Darre. Williams, K.C.	11	30	2.7	7	1
45)	*Rountree III, LA-C	13	29	2.2	13	0
46)	*M. Jones, N.E. (QB)	6	28	4.7	12	0
47)	Herbert, LA-C (QB)	12	27	2.3	9	0
48)	Jackson, LA-C	7	26	3.7	7	0
49)	Claypool, Pit. (WR)	2	22	11.0	25	0
50t)	Ahmed, Mia.	9	21	2.3	8	0
50t)	Perine, Cin.	6	21	3.5	13	0
50t)	*Z. Wilson, NY-J (QB)	4	21	5.3	10	0

WEEK 3 / THROUGH MONDAY, SEPTEMBER 27, 2021

AFC / THIRD-AND-ONE RUSHING LEADERS

Rank	Player, Team	Att	FD	Pct
1t)	Harris, N.E.	3	3	100.0
1t)	Henry, Ten.	3	3	100.0
1t)	Brissett, Mia.	2	2	100.0
1t)	Herbert, LA-C	2	2	100.0
1t)	*M. Jones, N.E.	2	2	100.0
1t)	Tannehill, Ten.	2	2	100.0
1t)	Allen, Buf.	1	1	100.0
1t)	B. Bell, K.C.	1	1	100.0
1t)	Burton, K.C.	1	1	100.0
1t)	Carr, L.V.	1	1	100.0
1t)	Chubb, Cle.	1	1	100.0
1t)	Coleman, NY-J	1	1	100.0
1t)	*Harris, Pit.	1	1	100.0
1t)	Hyde, Jac.	1	1	100.0
1t)	Jackson, Bal.	1	1	100.0
1t)	Jacobs, L.V.	1	1	100.0
1t)	Janovich, Cle.	1	1	100.0
1t)	T. Johnson, NY-J	1	1	100.0
1t)	Keenum, Cle.	1	1	100.0
1t)	Mariota, L.V.	1	1	100.0
1t)	McKenzie, Buf.	1	1	100.0
1t)	Nabers, LA-C	1	1	100.0
1t)	Ricard, Bal.	1	1	100.0
1t)	*Sargent, Ten.	1	1	100.0
1t)	White, N.E.	1	1	100.0
1t)	*Z. Wilson, NY-J	1	1	100.0
27)	Taylor, Ind.	4	3	75.0
28)	Ingram, Hou.	5	3	60.0
29)	Barber, L.V.	2	1	50.0
30)	Mixon, Cin.	4	1	25.0

WEEK 3 / THROUGH MONDAY, SEPTEMBER 27, 2021**AFC / LEADERS IN RECEPTIONS**

Rank	Player, Team	Rec	Yards	Avg	Long	TD
1t)	Cooks, Hou.	23	322	14.0	52	1
1t)	Beasley, Buf.	23	194	8.4	22	0
3t)	Williams, LA-C	22	295	13.4	43	4
3t)	*Waddle, Mia.	22	167	7.6	36	1
5)	Allen, LA-C	21	258	12.3	42	1
6t)	Kelce, K.C. (TE)	20	289	14.5	46t	3
6t)	Waller, L.V. (TE)	20	224	11.2	25	1
6t)	*Harris, Pit. (RB)	20	149	7.5	25t	1
9t)	Hill, K.C.	19	267	14.1	75t	1
9t)	Diggs, Buf.	19	191	10.1	41	1
9t)	Meyers, N.E.	19	176	9.3	27	0
12t)	Pittman, Ind.	17	220	12.9	42	0
12t)	M. Jones, Jac.	17	194	11.4	33	2
14)	Renfrow, L.V.	16	204	12.8	27	1
15t)	Brown, Bal.	15	235	15.7	42t	2
15t)	Claypool, Pit.	15	211	14.1	52	0
15t)	Sutton, Den.	15	210	14.0	55	0
15t)	Ekeler, LA-C (RB)	15	113	7.5	20	1
19t)	Berrios, NY-J	14	150	10.7	27	0
19t)	Boyd, Cin.	14	141	10.1	22	1
19t)	D. Johnson, Pit.	14	141	10.1	41	1
22t)	Andrews, Bal. (TE)	13	186	14.3	41	0
22t)	Parker, Mia.	13	165	12.7	30	0
22t)	Drake, L.V. (RB)	13	138	10.6	21	0
22t)	Gesicki, Mia. (TE)	13	127	9.8	27	0
22t)	Smith-Schuster, Pit.	13	118	9.1	24	0
22t)	Shenault, Jac.	13	95	7.3	20	0
28t)	Watkins, Bal.	12	208	17.3	49	0
28t)	Ju. Jones, Ten.	12	204	17.0	51	0
28t)	T. Patrick, Den.	12	174	14.5	31	2
28t)	C. Davis, NY-J	12	146	12.2	35	2
28t)	Hines, Ind. (RB)	12	119	9.9	36	0
28t)	Fant, Den. (TE)	12	110	9.2	25	1
28t)	Henry, Ten. (RB)	12	105	8.8	15	0
28t)	White, N.E. (RB)	12	94	7.8	28	0
28t)	J. Robinson, Jac. (RB)	12	92	7.7	15	0
28t)	Gaskin, Mia. (RB)	12	57	4.8	12	0
38t)	Ruggs III, L.V.	11	237	21.5	61t	1
38t)	*Chase, Cin.	11	220	20.0	50t	4
38t)	Sanders, Buf.	11	194	17.6	41	2
38t)	Pascal, Ind.	11	112	10.2	27	3
38t)	Hardman, K.C.	11	107	9.7	19	1
43t)	Edwards, L.V.	10	210	21.0	34	0
43t)	Higgins, Cin.	10	118	11.8	28	2
43t)	Cook, LA-C (TE)	10	111	11.1	23	0
43t)	Agholor, N.E.	10	110	11.0	25	1
43t)	Henry, N.E. (TE)	10	109	10.9	32	0
43t)	Knox, Buf. (TE)	10	107	10.7	19	2
43t)	Hunt, Cle. (RB)	10	104	10.4	23	0
43t)	Hooper, Cle. (TE)	10	86	8.6	14	1
43t)	J. Smith, N.E. (TE)	10	74	7.4	19	0

WEEK 3 / THROUGH MONDAY, SEPTEMBER 27, 2021**AFC / RECEIVING YARDAGE LEADERS**

Rank	Player, Team	Yards	Rec	Avg	Long	TD
1)	Cooks, Hou.	322	23	14.0	52	1
2)	Williams, LA-C	295	22	13.4	43	4
3)	Kelce, K.C. (TE)	289	20	14.5	46t	3
4)	Hill, K.C.	267	19	14.1	75t	1
5)	Allen, LA-C	258	21	12.3	42	1
6)	Ruggs III, L.V.	237	11	21.5	61t	1
7)	Brown, Bal.	235	15	15.7	42t	2
8)	Waller, L.V. (TE)	224	20	11.2	25	1
9t)	*Chase, Cin.	220	11	20.0	50t	4
9t)	Pittman, Ind.	220	17	12.9	42	0
11)	Claypool, Pit.	211	15	14.1	52	0
12t)	Edwards, L.V.	210	10	21.0	34	0
12t)	Sutton, Den.	210	15	14.0	55	0
14)	Watkins, Bal.	208	12	17.3	49	0
15t)	Ju. Jones, Ten.	204	12	17.0	51	0
15t)	Renfrow, L.V.	204	16	12.8	27	1
17t)	Beasley, Buf.	194	23	8.4	22	0
17t)	M. Jones, Jac.	194	17	11.4	33	2
17t)	Sanders, Buf.	194	11	17.6	41	2
20)	Diggs, Buf.	191	19	10.1	41	1
21)	Andrews, Bal. (TE)	186	13	14.3	41	0
22)	Meyers, N.E.	176	19	9.3	27	0
23)	T. Patrick, Den.	174	12	14.5	31	2
24)	*Waddle, Mia.	167	22	7.6	36	1
25)	Parker, Mia.	165	13	12.7	30	0
26)	Chark, Jac.	154	7	22.0	41t	2
27)	Berrios, NY-J	150	14	10.7	27	0
28)	*Harris, Pit. (RB)	149	20	7.5	25t	1
29)	C. Davis, NY-J	146	12	12.2	35	2
30t)	Boyd, Cin.	141	14	10.1	22	1
30t)	D. Johnson, Pit.	141	14	10.1	41	1
32)	Drake, L.V. (RB)	138	13	10.6	21	0
33)	Gesicki, Mia. (TE)	127	13	9.8	27	0
34)	Bourne, N.E.	123	9	13.7	31	1
35)	Hines, Ind. (RB)	119	12	9.9	36	0
36t)	Higgins, Cin.	118	10	11.8	28	2
36t)	Smith-Schuster, Pit.	118	13	9.1	24	0
38)	Ekeler, LA-C (RB)	113	15	7.5	20	1
39)	Pascal, Ind.	112	11	10.2	27	3
40)	Cook, LA-C (TE)	111	10	11.1	23	0
41t)	Agholor, N.E.	110	10	11.0	25	1
41t)	Fant, Den. (TE)	110	12	9.2	25	1
43)	Henry, N.E. (TE)	109	10	10.9	32	0
44t)	Hardman, K.C.	107	11	9.7	19	1
44t)	Knox, Buf. (TE)	107	10	10.7	19	2
46)	Henry, Ten. (RB)	105	12	8.8	15	0
47)	Hunt, Cle. (RB)	104	10	10.4	23	0
48t)	Doyle, Ind. (TE)	95	9	10.6	34	0
48t)	Shenault, Jac.	95	13	7.3	20	0
50t)	Njoku, Cle. (TE)	94	5	18.8	43	0
50t)	White, N.E. (RB)	94	12	7.8	28	0

WEEK 3 / THROUGH MONDAY, SEPTEMBER 27, 2021

AFC / THIRD-DOWN RECEIVING LEADERS

Rank	Player, Team	Rec	Yards	Avg	Long	TD
1)	Allen, LA-C	8	113	14.1	42	0
2t)	Cooks, Hou.	7	153	21.9	52	1
2t)	*Waddle, Mia.	7	55	7.9	14	0
4t)	Renfrow, L.V.	6	81	13.5	25	1
4t)	*Chase, Cin.	6	79	13.2	17	0
4t)	Meyers, N.E.	6	75	12.5	27	0
4t)	*Harris, Pit. (RB)	6	68	11.3	25t	1
8t)	Kelce, K.C. (TE)	5	73	14.6	23	1
8t)	Pittman, Ind.	5	70	14.0	42	0
8t)	Parker, Mia.	5	69	13.8	30	0
8t)	Boyd, Cin.	5	66	13.2	22	1
8t)	Hill, K.C.	5	65	13.0	22	0
8t)	Gesicki, Mia. (TE)	5	42	8.4	18	0
8t)	White, N.E. (RB)	5	42	8.4	26	0
15t)	Ruggs III, L.V.	4	137	34.3	61t	1
15t)	Waller, L.V. (TE)	4	68	17.0	24	0
15t)	Cook, LA-C (TE)	4	67	16.8	23	0
15t)	Williams, LA-C	4	54	13.5	27	1
15t)	Claypool, Pit.	4	38	9.5	16	0
15t)	Diggs, Buf.	4	34	8.5	13	1
15t)	Henry, N.E. (TE)	4	31	7.8	10	0
15t)	Fant, Den. (TE)	4	30	7.5	9	0
15t)	Ekeler, LA-C (RB)	4	26	6.5	14	0
24t)	Davis, Buf.	3	63	21.0	37	1
24t)	Hamler, Den.	3	60	20.0	28	0
24t)	M. Jones, Jac.	3	51	17.0	25t	1
24t)	T. Patrick, Den.	3	48	16.0	31	0
24t)	Drake, L.V. (RB)	3	47	15.7	21	0
24t)	Ju. Jones, Ten.	3	43	14.3	17	0
24t)	*C. Evans, Cin. (RB)	3	40	13.3	14	0
24t)	Gordon, Den. (RB)	3	37	12.3	21	0
24t)	Jeudy, Den.	3	37	12.3	20	0
24t)	Smith-Schuster, Pit.	3	34	11.3	17	0
24t)	Rogers, Ten.	3	28	9.3	12	1
24t)	Doyle, Ind. (TE)	3	26	8.7	12	0
24t)	McNichols, Ten. (RB)	3	25	8.3	10t	1
24t)	Arnold, Car.-Jac. (TE)	3	24	8.0	12	0
24t)	Beasley, Buf.	3	23	7.7	10	0
24t)	*Freiermuth, Pit. (TE)	3	22	7.3	14	0
24t)	J. Robinson, Jac. (RB)	3	20	6.7	15	0
41t)	Brown, Bal.	2	52	26.0	42t	2
41t)	D. Johnson, Pit.	2	44	22.0	41	0
41t)	Beckham, Cle.	2	39	19.5	26	0
41t)	Brown, Hou. (TE)	2	39	19.5	29	0
41t)	*Strachan, Ind.	2	26	13.0	16	0
41t)	Sutton, Den.	2	26	13.0	16	0
41t)	Bourne, N.E.	2	24	12.0	14	0
41t)	Knox, Buf. (TE)	2	24	12.0	14t	1
41t)	Akins, Hou. (TE)	2	22	11.0	17	0
41t)	Peoples-Jones, Cle.	2	22	11.0	18	0
41t)	Hooper, Cle. (TE)	2	21	10.5	13	0
41t)	D. Johnson, Hou. (RB)	2	21	10.5	14	1
41t)	Shenault, Jac.	2	18	9.0	13	0
41t)	Hudson, Ten. (TE)	2	17	8.5	14	0
41t)	T. Johnson, NY-J (RB)	2	17	8.5	11	0
41t)	Robinson, K.C.	2	15	7.5	9	0
41t)	C. Davis, NY-J	2	14	7.0	8t	1
41t)	Watkins, Bal.	2	14	7.0	8	0
41t)	Fortson, K.C. (TE)	2	13	6.5	11	1
41t)	Amendola, Hou.	2	11	5.5	7	0
41t)	Burkhead, Hou. (RB)	2	11	5.5	6	0
41t)	J. Smith, N.E. (TE)	2	11	5.5	7	0
41t)	Mixon, Cin. (RB)	2	8	4.0	4	0
41t)	Gaskin, Mia. (RB)	2	-2	-1.0	0	0

WEEK 3 / THROUGH MONDAY, SEPTEMBER 27, 2021**AFC / LEADING SCORERS, NONKICKERS**

Rank	Player, Team	TD	Rush	Rec	Ret	X2	Pts
1)	Williams, LA-C (WR)	4	0	4	0	1	26
2)	*Chase, Cin. (WR)	4	0	4	0	0	24
3)	Henry, Ten. (RB)	3	3	0	0	1	20
4t)	Chubb, Cle. (RB)	3	3	0	0	0	18
4t)	Kelce, K.C. (TE)	3	0	3	0	0	18
4t)	Moss, Buf. (RB)	3	2	1	0	0	18
4t)	Pascal, Ind. (WR)	3	0	3	0	0	18
8t)	Ekeler, LA-C (RB)	2	1	1	0	1	14
8t)	Hunt, Cle. (RB)	2	2	0	0	1	14
10t)	Agnew, Jac. (WR)	2	0	0	2	0	12
10t)	Brown, Bal. (WR)	2	0	2	0	0	12
10t)	Chark, Jac. (WR)	2	0	2	0	0	12
10t)	C. Davis, NY-J (WR)	2	0	2	0	0	12
10t)	Duvernay, Bal. (WR)	2	0	1	1	0	12
10t)	Gordon, Den. (RB)	2	2	0	0	0	12
10t)	Higgins, Cin. (WR)	2	0	2	0	0	12
10t)	Jackson, Bal. (QB)	2	2	0	0	0	12
10t)	Jacobs, L.V. (RB)	2	2	0	0	0	12
10t)	M. Jones, Jac. (WR)	2	0	2	0	0	12
10t)	Knox, Buf. (TE)	2	0	2	0	0	12
10t)	Lindsay, Hou. (RB)	2	1	1	0	0	12
10t)	Murray, Bal. (RB)	2	2	0	0	0	12
10t)	T. Patrick, Den. (WR)	2	0	2	0	0	12
10t)	Sanders, Buf. (WR)	2	0	2	0	0	12

WEEK 3 / THROUGH MONDAY, SEPTEMBER 27, 2021**AFC / LEADING SCORERS, KICKERS**

Rank	Player, Team	PAT	FG	Pct	Long	Pts
1t)	Carlson, L.V.	7/ 8	9/ 9	1.000	55	34
1t)	McManus, Den.	7/ 7	9/ 9	1.000	47	34
3)	Folk, N.E.	3/ 4	9/ 9	1.000	49	30
4t)	Bass, Buf.	10/10	6/ 7	.857	48	28
4t)	Tucker, Bal.	7/ 7	7/ 8	.875	66	28
6t)	Blankenship, Ind.	3/ 3	7/ 8	.875	48	24
6t)	McLaughlin, Cle.	9/ 9	5/ 5	1.000	57	24
8)	Vizcaino, LA-C	3/ 5	6/ 7	.857	46	21
9t)	Boswell, Pit.	5/ 5	5/ 6	.833	56	20
9t)	Bullock, Ten.	5/ 5	5/ 6	.833	36	20
9t)	Butker, K.C.	11/11	3/ 3	1.000	43	20
9t)	*McPherson, Cin.	8/ 8	4/ 4	1.000	53	20
13)	Slye, Hou.	7/ 8	4/ 5	.800	53	19
14)	Sanders, Mia.	4/ 4	3/ 4	.750	50	13
15)	*Ammendola, NY-J	0/ 0	2/ 3	.667	35	6
16)	Lambo, Jac.	5/ 7	0/ 3	.000	--	5
17)	Badgley, Ten.	1/ 2	0/ 1	.000	--	1

AFC / TOUCHBACKS ON KICKOFFS

Rank	Player, Team	TB
1)	Butker, K.C.	15
2t)	Bass, Buf.	14
2t)	McManus, Den.	14
4t)	Carlson, L.V.	13
4t)	Slye, Hou.	13
6)	Tucker, Bal.	12
7)	*McPherson, Cin.	11
8t)	Bailey, N.E.	9
8t)	Sanders, Mia.	9
8t)	Vizcaino, LA-C	9
11)	McLaughlin, Cle.	8
12t)	Bullock, Ten.	7
12t)	Lambo, Jac.	7
14t)	Boswell, Pit.	6
14t)	Sanchez, Ind.	6
16)	*Ammendola, NY-J	3
17)	Badgley, Ten.	2

WEEK 3 / THROUGH MONDAY, SEPTEMBER 27, 2021

AFC / MOST YARDS FROM SCRIMMAGE

Rank	Player, Team	Total			Rushing			Receiving		
		Yards	Att+Rec	Avg	Yards	Att	Avg	Yards	Rec	Avg
1)	Henry, Ten. (RB)	458	92	5.0	353	80	4.4	105	12	8.8
2)	Cooks, Hou. (WR)	327	24	13.6	5	1	5.0	322	23	14.0
3)	Mixon, Cin. (RB)	315	73	4.3	286	67	4.3	29	6	4.8
4)	Hill, K.C. (WR)	297	22	13.5	30	3	10.0	267	19	14.1
5)	Williams, LA-C (WR)	295	22	13.4	0	0	---	295	22	13.4
6)	Kelce, K.C. (TE)	289	20	14.5	0	0	---	289	20	14.5
7)	Chubb, Cle. (RB)	283	51	5.5	262	48	5.5	21	3	7.0
8)	Ekeler, LA-C (RB)	279	50	5.6	166	35	4.7	113	15	7.5
9)	*Harris, Pit. (RB)	272	60	4.5	123	40	3.1	149	20	7.5
10t)	Gordon, Den. (RB)	269	48	5.6	193	42	4.6	76	6	12.7
10t)	Hunt, Cle. (RB)	269	39	6.9	165	29	5.7	104	10	10.4
12)	Allen, LA-C (WR)	258	21	12.3	0	0	---	258	21	12.3
13)	J. Robinson, Jac. (RB)	252	43	5.9	160	31	5.2	92	12	7.7
14)	Jackson, Bal. (QB)	251	35	7.2	251	35	7.2	0	0	---
15)	Ruggs III, L.V. (WR)	246	13	18.9	9	2	4.5	237	11	21.5
16)	Taylor, Ind. (RB)	241	50	4.8	171	42	4.1	70	8	8.8
17)	Brown, Bal. (WR)	240	16	15.0	5	1	5.0	235	15	15.7
18)	Claypool, Pit. (WR)	233	17	13.7	22	2	11.0	211	15	14.1
19)	Edwards-Helaire, K.C. (RB)	227	49	4.6	189	44	4.3	38	5	7.6
20)	Pittman, Ind. (WR)	225	18	12.5	5	1	5.0	220	17	12.9
21)	Waller, L.V. (TE)	224	20	11.2	0	0	---	224	20	11.2
22)	*Chase, Cin. (WR)	218	12	18.2	-2	1	-2.0	220	11	20.0
23t)	Edwards, L.V. (WR)	210	10	21.0	0	0	---	210	10	21.0
23t)	Sutton, Den. (WR)	210	15	14.0	0	0	---	210	15	14.0
25)	T. Williams, Bal. (RB)	209	32	6.5	164	27	6.1	45	5	9.0
26)	Watkins, Bal. (WR)	208	12	17.3	0	0	---	208	12	17.3
27t)	Ju. Jones, Ten. (WR)	204	12	17.0	0	0	---	204	12	17.0
27t)	Renfrow, L.V. (WR)	204	16	12.8	0	0	---	204	16	12.8
29)	Singletary, Buf. (RB)	197	41	4.8	180	35	5.1	17	6	2.8
30)	Gaskin, Mia. (RB)	196	39	5.0	139	27	5.1	57	12	4.8
31t)	Beasley, Buf. (WR)	194	23	8.4	0	0	---	194	23	8.4
31t)	M. Jones, Jac. (WR)	194	17	11.4	0	0	---	194	17	11.4
31t)	Sanders, Buf. (WR)	194	11	17.6	0	0	---	194	11	17.6
34)	Harris, N.E. (RB)	192	50	3.8	176	45	3.9	16	5	3.2
35)	Diggs, Buf. (WR)	191	19	10.1	0	0	---	191	19	10.1
36)	Andrews, Bal. (TE)	186	13	14.3	0	0	---	186	13	14.3
37)	Hines, Ind. (RB)	183	28	6.5	64	16	4.0	119	12	9.9
38)	Drake, L.V. (RB)	182	34	5.4	44	21	2.1	138	13	10.6
39)	*J. Williams, Den. (RB)	177	44	4.0	138	39	3.5	39	5	7.8
40)	Meyers, N.E. (WR)	176	19	9.3	0	0	---	176	19	9.3
41t)	Barber, L.V. (RB)	174	39	4.5	143	36	4.0	31	3	10.3
41t)	T. Patrick, Den. (WR)	174	12	14.5	0	0	---	174	12	14.5
43)	*Waddle, Mia. (WR)	167	22	7.6	0	0	---	167	22	7.6
44)	Parker, Mia. (WR)	165	13	12.7	0	0	---	165	13	12.7
45)	Chark, Jac. (WR)	154	7	22.0	0	0	---	154	7	22.0
46)	Berrios, NY-J (WR)	150	14	10.7	0	0	---	150	14	10.7
47)	C. Davis, NY-J (WR)	146	12	12.2	0	0	---	146	12	12.2
48)	Ingram, Hou. (RB)	145	48	3.0	147	46	3.2	-2	2	-1.0
49t)	Boyd, Cin. (WR)	141	14	10.1	0	0	---	141	14	10.1
49t)	D. Johnson, Pit. (WR)	141	14	10.1	0	0	---	141	14	10.1

WEEK 3 / THROUGH MONDAY, SEPTEMBER 27, 2021**AFC / LEADERS IN FIRST DOWNS**

Rank	Player, Team	Rush	Rec	Tot
1)	Henry, Ten. (RB)	18	5	23
2)	Taylor, Ind. (RB)	16	3	19
3)	Kelce, K.C. (TE)	0	17	17
4t)	Allen, LA-C (WR)	0	16	16
4t)	Williams, LA-C (WR)	0	16	16
6)	Chubb, Cle. (RB)	13	2	15
7t)	Hill, K.C. (WR)	2	12	14
7t)	Hunt, Cle. (RB)	9	5	14
9t)	Cooks, Hou. (WR)	0	13	13
9t)	Ekeler, LA-C (RB)	7	6	13
9t)	*Harris, Pit. (RB)	6	7	13
9t)	Jackson, Bal. (QB)	13	0	13
9t)	Mixon, Cin. (RB)	11	2	13
14t)	Brown, Bal. (WR)	1	11	12
14t)	J. Robinson, Jac. (RB)	8	4	12
16t)	Diggs, Buf. (WR)	0	11	11
16t)	Pittman, Ind. (WR)	0	11	11
18t)	Allen, Buf. (QB)	10	0	10
18t)	Barber, L.V. (RB)	9	1	10
18t)	Claypool, Pit. (WR)	1	9	10
18t)	Gordon, Den. (RB)	8	2	10
18t)	Harris, N.E. (RB)	10	0	10
18t)	Moss, Buf. (RB)	8	2	10
18t)	T. Patrick, Den. (WR)	0	10	10
18t)	Renfrow, L.V. (WR)	0	10	10
18t)	Sanders, Buf. (WR)	0	10	10
18t)	Waller, L.V. (TE)	0	10	10
18t)	*J. Williams, Den. (RB)	9	1	10
29t)	*Michael Carter, NY-J (RB)	5	4	9
29t)	Edwards, L.V. (WR)	0	9	9
29t)	M. Jones, Jac. (WR)	0	9	9
29t)	Parker, Mia. (WR)	0	9	9
29t)	Ruggs III, L.V. (WR)	0	9	9
29t)	White, N.E. (RB)	4	5	9
29t)	T. Williams, Bal. (RB)	7	2	9
36t)	Beasley, Buf. (WR)	0	8	8
36t)	Boyd, Cin. (WR)	0	8	8
36t)	*Chase, Cin. (WR)	0	8	8
36t)	Edwards-Helaire, K.C. (RB)	5	3	8
36t)	Gesicki, Mia. (TE)	0	8	8
36t)	Hardman, K.C. (WR)	0	8	8
36t)	Hines, Ind. (RB)	4	4	8
36t)	Ju. Jones, Ten. (WR)	0	8	8
36t)	Sutton, Den. (WR)	0	8	8
36t)	Watkins, Bal. (WR)	0	8	8
46t)	Agholor, N.E. (WR)	0	7	7
46t)	Andrews, Bal. (TE)	0	7	7
46t)	A.J. Brown, Ten. (WR)	0	7	7
46t)	Chark, Jac. (WR)	0	7	7
46t)	C. Davis, NY-J (WR)	0	7	7
46t)	Drake, L.V. (RB)	1	6	7
46t)	Higgins, Cin. (WR)	0	7	7
46t)	Hyde, Jac. (RB)	7	0	7
46t)	D. Johnson, Pit. (WR)	0	7	7
46t)	Knox, Buf. (TE)	0	7	7
46t)	Meyers, N.E. (WR)	0	7	7
46t)	Murray, Bal. (RB)	7	0	7
46t)	Smith-Schuster, Pit. (WR)	1	6	7
46t)	Tannehill, Ten. (QB)	7	0	7
46t)	*Waddle, Mia. (WR)	0	7	7

WEEK 3 / THROUGH MONDAY, SEPTEMBER 27, 2021**AFC / LEADING PUNTERS**

Rank	Player, Team	No	Yards	Lg	Avg	TB	Blk	Dwn	OB	Opp Ret	In Yds	Net 20	Avg
1)	Cole, L.V.	14	722	67	51.6	1	0	1	1	9	115	6	41.9
2)	Cooke, Jac.	16	813	64	50.8	0	0	3	2	7	73	5	46.3
3)	Bailey, N.E.	12	601	68	50.1	3	1	0	2	3	49	5	37.8
4)	Sanchez, Ind.	10	469	56	46.9	0	0	0	0	6	59	3	41.0
5)	Haack, Buf.	9	418	60	46.4	2	1	1	2	3	6	4	37.2
6)	Johnston, Hou.	16	742	56	46.4	1	0	1	1	7	40	7	42.6
7)	Huber, Cin.	14	648	61	46.3	1	0	3	2	2	26	7	43.0
8)	Koch, Bal.	9	411	54	45.7	0	0	1	0	4	34	4	41.9
9)	*Harvin, Pit.	13	566	59	43.5	0	0	2	2	5	36	6	40.8
10)	Palardy, Mia.	13	557	61	42.8	1	0	1	1	7	62	4	36.5
11)	Martin, Den.	9	380	53	42.2	0	0	4	1	2	4	5	41.8

AFC / LEADING PUNTERS, NET AVERAGE

Rank	Player, Team	No	Yards	Lg	Avg	TB	Blk	Dwn	OB	Opp Ret	In Yds	Net 20	Avg
1)	Cooke, Jac.	16	813	64	50.8	0	0	3	2	7	73	5	46.3
2)	Huber, Cin.	14	648	61	46.3	1	0	3	2	2	26	7	43.0
3)	Johnston, Hou.	16	742	56	46.4	1	0	1	1	7	40	7	42.6
4)	Cole, L.V.	14	722	67	51.6	1	0	1	1	9	115	6	41.9
5)	Koch, Bal.	9	411	54	45.7	0	0	1	0	4	34	4	41.9
6)	Martin, Den.	9	380	53	42.2	0	0	4	1	2	4	5	41.8
7)	Sanchez, Ind.	10	469	56	46.9	0	0	0	0	6	59	3	41.0
8)	*Harvin, Pit.	13	566	59	43.5	0	0	2	2	5	36	6	40.8
9)	Bailey, N.E.	12	601	68	50.1	3	1	0	2	3	49	5	37.8
10)	Haack, Buf.	9	418	60	46.4	2	1	1	2	3	6	4	37.2
11)	Palardy, Mia.	13	557	61	42.8	1	0	1	1	7	62	4	36.5

AFC / PUNT RETURN LEADERS

Rank	Player, Team	Ret	FC	Yards	Avg	Long	TD
1)	Duvernay, Bal.	7	3	125	17.9	30	0
2)	Rogers, Ten.	6	3	76	12.7	18	0
3)	*Felton, Cle.	11	0	129	11.7	24	0
4)	D. Spencer, Den.	6	4	69	11.5	25	0
5t)	McCloud, Pit.	4	3	40	10.0	15	0
5t)	McKenzie, Buf.	6	4	60	10.0	20	0
7)	D. Phillips, Cin.	8	6	77	9.6	16	0
8)	Grant, Mia.	5	0	46	9.2	18	0
9)	Olszewski, N.E.	6	2	50	8.3	18	0
10)	Renfrow, L.V.	6	3	45	7.5	16	0
11)	Hardman, K.C.	4	2	27	6.8	13	0
12)	Agnew, Jac.	4	6	13	3.3	10	0
13)	Roberts, Hou.	5	2	13	2.6	9	0

AFC / KICKOFF RETURN LEADERS

Rank	Player, Team	Ret	Yards	Avg	Long	TD
1)	McKenzie, Buf.	4	143	35.8	75	0
2)	Rodgers, Ind.	4	98	24.5	41	0
3)	Berrios, NY-J	5	116	23.2	38	0
4)	McCloud, Pit.	5	114	22.8	28	0
5)	Roberts, Hou.	7	158	22.6	38	0
6)	Pringle, K.C.	6	120	20.0	33	0
7)	B. Wilson, Cin.	6	118	19.7	30	0
8)	Ruggs III, L.V.	4	70	17.5	22	0
9)	Rogers, Ten.	7	114	16.3	19	0

WEEK 3 / THROUGH MONDAY, SEPTEMBER 27, 2021**AFC / LEADERS IN INTERCEPTIONS**

Rank	Player, Team	Int	Yards	Avg	Long	TD
1)	L. Wilson, Cin.	3	31	10.3	18	0
2t)	Mathieu, K.C.	2	50	25.0	34t	1
2t)	Ju. Reid, Hou.	2	45	22.5	24	0
2t)	*Samuel Jr., LA-C	2	26	13.0	26	0
2t)	J. Jackson, N.E.	2	1	0.5	1	0
6t)	Roberts, Mia.	1	85	85.0	85t	1
6t)	*Sterns, Den.	1	46	46.0	46	0
6t)	Simmons, Den.	1	35	35.0	35	0
6t)	K. Moore, Ind.	1	32	32.0	32	0
6t)	Poyer, Buf.	1	26	26.0	26	0
6t)	Wingard, Jac.	1	23	23.0	23	0
6t)	D. McCourty, N.E.	1	22	22.0	22	0
6t)	Hargreaves III, Hou.	1	18	18.0	18	0
6t)	Mullen, L.V.	1	18	18.0	18	0
6t)	Te. Edmunds, Pit.	1	15	15.0	15	0
6t)	Wallace, Buf.	1	14	14.0	14	0
6t)	Byard, Ten.	1	12	12.0	12	0
6t)	Hyde, Buf.	1	11	11.0	11	0
6t)	K. Jackson, Den.	1	7	7.0	7	0
6t)	Leonard, Ind.	1	4	4.0	4	0
6t)	Howard, Mia.	1	1	1.0	1	0
6t)	Kirksey, Hou.	1	1	1.0	1	0
6t)	Phillips, N.E.	1	1	1.0	1	0
6t)	Averett, Bal.	1	0	0.0	0	0
6t)	Gilman, LA-C	1	0	0.0	0	0
6t)	Hughes, K.C.	1	0	0.0	0	0
6t)	J. Jones, N.E.	1	0	0.0	0	0
6t)	Smith, Cle.	1	0	0.0	0	0
6t)	*Surtain II, Den.	1	0	0.0	0	0
6t)	Willis, Ind.	1	0	0.0	0	0
6t)	Young, Bal.	1	0	0.0	0	0

WEEK 3 / THROUGH MONDAY, SEPTEMBER 27, 2021**AFC / LEADERS IN SACKS**

Rank	Player, Team	Sacks
1)	Garrett, Cle. (DE)	5.5
2)	Miller, Den. (LB)	4.0
3)	Judon, N.E. (LB)	3.5
4t)	B. Hill, Cin. (DE)	3.0
4t)	Uche, N.E. (LB)	3.0
4t)	T. Watt, Pit. (LB)	3.0
7t)	Adeniyi, Ten. (LB)	2.5
7t)	Hendrickson, Cin. (DE)	2.5
7t)	Thomas, L.V. (DE)	2.5
10t)	J. Allen, Jac. (LB)	2.0
10t)	Clowney, Cle. (DE)	2.0
10t)	Crosby, L.V. (DE)	2.0
10t)	Franklin-Myers, NY-J (DE)	2.0
10t)	A. Johnson, Den. (LB)	2.0
10t)	Br. Jones, Mia. (DB)	2.0
10t)	Jones, K.C. (DE)	2.0
10t)	Mercilus, Hou. (DE)	2.0
10t)	*Rousseau, Buf. (DE)	2.0
19t)	Autry, Ten. (DE)	1.5
19t)	Bosa, LA-C (DE)	1.5
19t)	Hubbard, Cin. (DE)	1.5
19t)	Landry, Ten. (LB)	1.5
19t)	Muhammad, Ind. (DT)	1.5
19t)	Nassib, L.V. (DE)	1.5
19t)	Simmons, Ten. (DT)	1.5
19t)	Quinn. Williams, NY-J (DT)	1.5
27t)	Addison, Buf. (DE)	1.0
27t)	Blacklock, Hou. (DT)	1.0
27t)	Buckner, Ind. (DT)	1.0
27t)	Clark, Bal. (DB)	1.0
27t)	Danna, K.C. (DE)	1.0
27t)	Ca. Davis, N.E. (DT)	1.0
27t)	Delpit, Cle. (DB)	1.0
27t)	Fackrell, LA-C (LB)	1.0
27t)	Gotsis, Jac. (DE)	1.0
27t)	Greenard, Hou. (DE)	1.0
27t)	Grugier-Hill, Hou. (LB)	1.0
27t)	S. Harris, Den. (DE)	1.0
27t)	Harrison, Cle. (DB)	1.0
27t)	Heyward, Pit. (DE)	1.0
27t)	Hyde, Buf. (DB)	1.0
27t)	Ingram, Pit. (LB)	1.0
27t)	J. Jackson, Cle. (DE)	1.0
27t)	Jefferson, L.V. (DE)	1.0
27t)	T. Johnson, Buf. (DB)	1.0
27t)	Lotulelei, Buf. (DT)	1.0
27t)	Martin, Hou. (DE)	1.0
27t)	Maye, NY-J (DB)	1.0
27t)	McPhee, Bal. (LB)	1.0
27t)	Milano, Buf. (LB)	1.0
27t)	K. Moore, Ind. (DB)	1.0
27t)	Ogunjobi, Cin. (DT)	1.0
27t)	Okereke, Ind. (LB)	1.0
27t)	*Oweh, Bal. (LB)	1.0
27t)	Poyer, Buf. (DB)	1.0
27t)	Queen, Bal. (LB)	1.0
27t)	Rankins, NY-J (DT)	1.0
27t)	Reader, Cin. (DT)	1.0
27t)	Reed, Den. (LB)	1.0
27t)	*C. Sample, Cin. (DE)	1.0
27t)	Sorensen, K.C. (DB)	1.0
27t)	Van Noy, N.E. (LB)	1.0
27t)	White, LA-C (LB)	1.0
27t)	Wilkins, Mia. (DE)	1.0
27t)	Wingard, Jac. (DB)	1.0
27t)	Young, Bal. (DB)	1.0
27t)	Zimmer, Buf. (DT)	1.0

WEEK 3 / THROUGH MONDAY, SEPTEMBER 27, 2021**AFC / FUMBLE RECOVERIES**

Rank	Player, Team	TotRec	OffRec	DefRec
1)	Carr, L.V.	3	3	0
2t)	Davis, LA-C	2	0	2
2t)	Duvernay, Bal.	2	2	0
2t)	Jackson, Bal.	2	2	0
2t)	Milano, Buf.	2	0	2
6t)	Allen, Buf.	1	1	0
6t)	Andrews, N.E.	1	1	0
6t)	Brissett, Mia.	1	1	0
6t)	Cannon, Hou.	1	1	0
6t)	Dulin, Ind.	1	0	1
6t)	Durant, N.E.	1	1	0
6t)	Fackrell, LA-C	1	0	1
6t)	*Felton, Cle.	1	1	0
6t)	Gillan, Cle.	1	1	0
6t)	Heyward, Pit.	1	0	1
6t)	*Holland, Mia.	1	1	0
6t)	Howard, Mia.	1	0	1
6t)	Ingold, L.V.	1	1	0
6t)	Jackson, Mia.	1	1	0
6t)	Br. Jones, Mia.	1	0	1
6t)	T. Jones, Buf.	1	0	1
6t)	Kirksey, Hou.	1	0	1
6t)	Leonard, Ind.	1	1	0
6t)	Mahomes, K.C.	1	1	0
6t)	McCloud, Pit.	1	1	0
6t)	*Mills, Hou.	1	1	0
6t)	Niemann, K.C.	1	0	1
6t)	Okorafor, Pit.	1	1	0
6t)	*Oweh, Bal.	1	0	1
6t)	*Paye, Ind.	1	0	1
6t)	Perryman, L.V.	1	0	1
6t)	D. Phillips, NY-J	1	0	1
6t)	Philon, L.V.	1	0	1
6t)	Pratt, Cin.	1	0	1
6t)	Rankins, NY-J	1	0	1
6t)	Reed, Den.	1	0	1
6t)	Roberts, Hou.	1	1	0
6t)	Roethlisberger, Pit.	1	1	0
6t)	Shenault, Jac.	1	1	0
6t)	Sieler, Mia.	1	0	1
6t)	Simpson, L.V.	1	1	0
6t)	J. Smith, N.E.	1	1	0
6t)	Takitaki, Cle.	1	0	1
6t)	*Z. Wilson, NY-J	1	1	0
6t)	Ya-Sin, Ind.	1	0	1

WEEK 3 / THROUGH MONDAY, SEPTEMBER 27, 2021**AFC / OFFENSIVE FUMBLE RECOVERIES**

Rank	Player, Team	Ret	Yards	Avg	Long	TD
1)	Carr, L.V.	3	0	0.0	0	0
2t)	Duvernay, Bal.	2	2	1.0	2t	1
2t)	Jackson, Bal.	2	0	0.0	0	0
4t)	*Holland, Mia.	1	3	3.0	3	0
4t)	Ingold, L.V.	1	1	1.0	1	0
4t)	Allen, Buf.	1	0	0.0	0	0
4t)	Andrews, N.E.	1	0	0.0	0	0
4t)	Brissett, Mia.	1	0	0.0	0	0
4t)	Cannon, Hou.	1	0	0.0	0	0
4t)	Durant, N.E.	1	0	0.0	0	0
4t)	*Felton, Cle.	1	0	0.0	0	0
4t)	Gillan, Cle.	1	0	0.0	0	0
4t)	Jackson, Mia.	1	0	0.0	0	0
4t)	Leonard, Ind.	1	0	0.0	0	0
4t)	Mahomes, K.C.	1	0	0.0	0	0
4t)	McCloud, Pit.	1	0	0.0	0	0
4t)	*Mills, Hou.	1	0	0.0	0	0
4t)	Okorafor, Pit.	1	0	0.0	0	0
4t)	Roberts, Hou.	1	0	0.0	0	0
4t)	Roethlisberger, Pit.	1	0	0.0	0	0
4t)	Shenault, Jac.	1	0	0.0	0	0
4t)	Simpson, L.V.	1	0	0.0	0	0
4t)	J. Smith, N.E.	1	0	0.0	0	0
4t)	*Z. Wilson, NY-J	1	0	0.0	0	0

AFC / DEFENSIVE FUMBLE RECOVERIES

Rank	Player, Team	Ret	Yards	Avg	Long	TD
1t)	Davis, LA-C	2	34	17.0	20	0
1t)	Milano, Buf.	2	0	0.0	0	0
3t)	D. Phillips, NY-J	1	34	34.0	34	0
3t)	Ya-Sin, Ind.	1	13	13.0	13	0
3t)	Br. Jones, Mia.	1	3	3.0	3	0
3t)	Perryman, L.V.	1	1	1.0	1	0
3t)	Dulin, Ind.	1	0	0.0	0t	1
3t)	Fackrell, LA-C	1	0	0.0	0	0
3t)	Heyward, Pit.	1	0	0.0	0	0
3t)	Howard, Mia.	1	0	0.0	0	0
3t)	T. Jones, Buf.	1	0	0.0	0	0
3t)	Niemann, K.C.	1	0	0.0	0	0
3t)	*Oweh, Bal.	1	0	0.0	0	0
3t)	*Paye, Ind.	1	0	0.0	0	0
3t)	Philon, L.V.	1	0	0.0	0	0
3t)	Pratt, Cin.	1	0	0.0	0	0
3t)	Rankins, NY-J	1	0	0.0	0	0
3t)	Reed, Den.	1	0	0.0	0	0
3t)	Sieler, Mia.	1	0	0.0	0	0
3t)	Takitaki, Cle.	1	0	0.0	0	0
3t)	Kirksey, Hou.	1	-1	-1.0	-1	0

WEEK 3 / THROUGH MONDAY, SEPTEMBER 27, 2021

NFC / LEADING PASSERS

Player, Team	Att	Comp	Pct		Avg		Pct			Pct Rating	
			Comp	Yds	Gain	TD	TD	Long	Int	Int	Points
Wilson, Sea.	86	63	73.3	895	10.41	7	8.1	69t	0	0.0	133.6
Stafford, LA-R	94	66	70.2	942	10.02	9	9.6	75t	1	1.1	129.8
Cousins, Min.	119	88	73.9	918	7.71	8	6.7	64t	0	0.0	118.3
K. Murray, Ariz	102	78	76.5	1005	9.85	7	6.9	77t	4	3.9	113.4
Prescott, Dal.	111	86	77.5	878	7.91	6	5.4	48	2	1.8	110.1
Brady, T.B.	141	97	68.8	1087	7.71	10	7.1	47t	2	1.4	109.3
Aa. Rodgers, G.B.	88	60	68.2	649	7.38	6	6.8	50	2	2.3	102.9
J. Winston, N.O.	63	38	60.3	387	6.14	7	11.1	55t	2	3.2	101.8
Garoppolo, S.F.	95	64	67.4	760	8.00	4	4.2	79t	1	1.1	101.2
Hurts, Phi.	97	64	66.0	780	8.04	5	5.2	91	2	2.1	99.2
Darnold, Car.	107	73	68.2	888	8.30	3	2.8	57t	1	0.9	99.0
Heinicke, Was.	85	59	69.4	670	7.88	5	5.9	73t	3	3.5	97.7
Jones, NY-G	104	68	65.4	782	7.52	2	1.9	42	0	0.0	94.3
Goff, Det.	123	86	69.9	801	6.51	5	4.1	46	2	1.6	94.3
Ryan, Atl.	117	83	70.9	707	6.04	4	3.4	28	3	2.6	87.1
Dalton, Chi.	49	36	73.5	262	5.35	1	2.0	19	1	2.0	83.9

NFC / LEADING PASSERS, RANKS

Player, Team	Att	Comp	Pct		Avg		Pct			Pct Rating	
			Comp	Yds	Gain	TD	TD	Long	Int	Int	Points
Wilson, Sea.	13	12	5	5	1	4t	3		1t	1t	1
Stafford, LA-R	11	9	7	3	2	2	2		4t	6	2
Cousins, Min.	3	2	3	4	9	3	7		1t	1t	3
K. Murray, Ariz	8	6	2	2	3	4t	5		16	16	4
Prescott, Dal.	5	3t	1	7	7	7t	9		8t	9	5
Brady, T.B.	1	1	10	1	10	1	4		8t	7	6
Aa. Rodgers, G.B.	12	13	12	14	12	7t	6		8t	12	7
J. Winston, N.O.	15	15	16	15	14	4t	1		8t	14	8
Garoppolo, S.F.	10	10t	13	11	6	12t	11		4t	5	9
Hurts, Phi.	9	10t	14	10	5	9t	10		8t	11	10
Darnold, Car.	6	7	11	6	4	14	14		4t	4	11
Heinicke, Was.	14	14	9	13	8	9t	8		14t	15	12
Jones, NY-G	7	8	15	9	11	15	16		1t	1t	13
Goff, Det.	2	3t	8	8	13	9t	12		8t	8	14
Ryan, Atl.	4	5	6	12	15	12t	13		14t	13	15
Dalton, Chi.	16	16	4	16	16	16t	15		4t	10	16

WEEK 3 / THROUGH MONDAY, SEPTEMBER 27, 2021**NFC / FOURTH-QUARTER PASSING LEADERS**

Rank	Player, Team	Att	Comp	Comp%	Yards	YPA	TD	TD%	Int	Int%	Rating
1)	Stafford, LA-R	17	14	82.4	155	9.12	2	11.8	0	0.0	143.9
2)	Wilson, Sea.	25	18	72.0	246	9.84	2	8.0	0	0.0	129.8
3)	Hurts, Phi.	26	20	76.9	212	8.15	2	7.7	0	0.0	125.8
4)	Prescott, Dal.	23	18	78.3	155	6.74	2	8.7	0	0.0	123.7
5)	K. Murray, Ariz	19	16	84.2	173	9.11	0	0.0	0	0.0	104.6
6)	Garoppolo, S.F.	21	13	61.9	176	8.38	1	4.8	0	0.0	104.5
7)	Brady, T.B.	45	32	71.1	290	6.44	2	4.4	0	0.0	103.0
8)	Heinicke, Was.	30	21	70.0	223	7.43	2	6.7	1	3.3	99.7
9)	Cousins, Min.	33	24	72.7	247	7.48	0	0.0	0	0.0	93.9
10)	J. Winston, N.O.	12	6	50.0	113	9.42	2	16.7	1	8.3	87.8
11)	Goff, Det.	51	35	68.6	355	6.96	1	2.0	1	2.0	86.6
12)	Darnold, Car.	24	16	66.7	163	6.79	0	0.0	0	0.0	85.9
13)	Aa. Rodgers, G.B.	19	10	52.6	97	5.11	1	5.3	0	0.0	84.8
14)	Jones, NY-G	33	18	54.5	199	6.03	0	0.0	0	0.0	72.7
15)	Ryan, Atl.	35	25	71.4	199	5.69	1	2.9	2	5.7	71.0
16)	Dalton, Chi.	10	5	50.0	39	3.90	0	0.0	0	0.0	60.0
17)	*Fields, Chi.	14	3	21.4	15	1.07	0	0.0	1	7.1	9.8

NFC / THIRD-DOWN PASSING LEADERS

Rank	Player, Team	Att	Comp	Comp%	Yards	YPA	TD	TD%	Int	Int%	Rating
1)	Stafford, LA-R	27	19	70.4	275	10.19	3	11.1	0	0.0	140.2
2)	Garoppolo, S.F.	22	15	68.2	247	11.23	2	9.1	0	0.0	136.0
3)	Prescott, Dal.	24	19	79.2	221	9.21	2	8.3	0	0.0	132.8
4)	Hurts, Phi.	24	15	62.5	204	8.50	2	8.3	0	0.0	117.4
5)	Wilson, Sea.	17	7	41.2	150	8.82	2	11.8	0	0.0	112.4
6)	K. Murray, Ariz	22	14	63.6	186	8.45	4	18.2	1	4.5	111.0
7)	Darnold, Car.	25	19	76.0	171	6.84	1	4.0	0	0.0	107.3
8)	Cousins, Min.	32	24	75.0	247	7.72	1	3.1	0	0.0	107.2
9)	Aa. Rodgers, G.B.	22	13	59.1	212	9.64	2	9.1	1	4.5	102.8
10)	Jones, NY-G	26	18	69.2	256	9.85	0	0.0	0	0.0	100.8
11)	J. Winston, N.O.	19	11	57.9	118	6.21	3	15.8	1	5.3	93.9
12)	Ryan, Atl.	31	21	67.7	216	6.97	1	3.2	1	3.2	84.9
13)	Goff, Det.	26	17	65.4	151	5.81	1	3.8	1	3.8	77.6
14)	Brady, T.B.	27	15	55.6	119	4.41	2	7.4	1	3.7	76.0
15)	Heinicke, Was.	18	11	61.1	123	6.83	0	0.0	1	5.6	58.3

WEEK 3 / THROUGH MONDAY, SEPTEMBER 27, 2021

NFC / LEADING RUSHERS

Rank	Player, Team	Att	Yards	Avg	Long	TD
1)	Montgomery, Chi.	46	203	4.4	41	1
2)	Carson, Sea.	41	202	4.9	33	3
3)	McCaffrey, Car.	52	201	3.9	18	1
4)	Elliott, Dal.	44	199	4.5	19	3
5)	Cook, Min.	42	192	4.6	17	1
6)	Gibson, Was.	45	190	4.2	27	0
7)	Pollard, Dal.	27	183	6.8	28	1
8)	Hurts, Phi. (QB)	26	179	6.9	27	1
9)	Kamara, N.O.	52	177	3.4	14	0
10)	Jones, NY-G (QB)	23	161	7.0	46	2
11)	Jones, G.B.	41	158	3.9	12	2
12)	Sanders, Phi.	30	156	5.2	24	0
13)	*Mitchell, S.F.	36	146	4.1	38t	1
14)	M. Davis, Atl.	36	137	3.8	12	0
15)	Edmonds, Ariz	31	135	4.4	16	0
16)	Barkley, NY-G	39	134	3.4	41	1
17)	Mattison, Min.	30	125	4.2	24	0
18t)	Henderson, LA-R	29	123	4.2	15	2
18t)	Swift, Det.	33	123	3.7	16	1
20)	Conner, Ariz	35	122	3.5	11	2
21)	J. Williams, Det.	28	121	4.3	20	2
22)	Michel, LA-R	31	115	3.7	15	0
23)	Fournette, T.B.	24	92	3.8	10	0
24)	Patterson, Atl.	21	85	4.0	14	1
25)	K. Murray, Ariz (QB)	17	70	4.1	12t	3
26)	Jones, N.O.	16	69	4.3	9	0
27)	Goff, Det. (QB)	8	64	8.0	26	0
28)	*Hubbard, Car.	19	62	3.3	14	0
29)	J. Winston, N.O. (QB)	14	60	4.3	15	1
30)	Dillon, G.B.	15	55	3.7	8	0
31)	*Gainwell, Phi.	16	53	3.3	8t	1
32)	R. Jones, T.B.	15	52	3.5	10	0
33)	T. Hill, N.O. (QB)	10	49	4.9	14	1
34)	*Fields, Chi. (QB)	14	46	3.3	10	1
35)	Heinicke, Was. (QB)	15	44	2.9	9	1
36t)	Hasty, S.F.	6	41	6.8	21	1
36t)	McKissic, Was.	8	41	5.1	11	1
38)	*Sermon, S.F.	11	39	3.5	16	1
39)	Dalton, Chi. (QB)	4	38	9.5	14	0
40)	Cousins, Min. (QB)	3	37	12.3	29	0
41)	Collins, Sea.	3	33	11.0	25	0
42)	Wilson, Sea. (QB)	11	32	2.9	12	0
43)	Abdullah, Min.	6	28	4.7	9	0
44)	Garoppolo, S.F. (QB)	15	26	1.7	7	1
45t)	*Eskridge, Sea. (WR)	2	22	11.0	13	0
45t)	*Hill, G.B.	7	22	3.1	8	0
47)	Swain, Sea. (WR)	3	21	7.0	11	0
48t)	Brady, T.B. (QB)	4	20	5.0	9	1
48t)	Mostert, S.F.	2	20	10.0	11	0
50)	Prescott, Dal. (QB)	13	19	1.5	7	0

WEEK 3 / THROUGH MONDAY, SEPTEMBER 27, 2021

NFC / THIRD-AND-ONE RUSHING LEADERS

Rank	Player, Team	Att	FD	Pct
1t)	Carson, Sea.	3	3	100.0
1t)	Garoppolo, S.F.	3	3	100.0
1t)	Darnold, Car.	2	2	100.0
1t)	Elliott, Dal.	2	2	100.0
1t)	Jones, NY-G	2	2	100.0
1t)	R. Jones, T.B.	2	2	100.0
1t)	McKissic, Was.	2	2	100.0
1t)	Michel, LA-R	2	2	100.0
1t)	Penny, NY-G	2	2	100.0
1t)	J. Winston, N.O.	2	2	100.0
1t)	Fournette, T.B.	1	1	100.0
1t)	*Gainwell, Phi.	1	1	100.0
1t)	Ham, Min.	1	1	100.0
1t)	T. Hill, N.O.	1	1	100.0
1t)	Jones, G.B.	1	1	100.0
1t)	Juszczyk, S.F.	1	1	100.0
1t)	Mattison, Min.	1	1	100.0
1t)	D.J. Moore, Car.	1	1	100.0
1t)	Pollard, Dal.	1	1	100.0
1t)	Swift, Det.	1	1	100.0
1t)	J. Williams, Det.	1	1	100.0
1t)	Wilson, Sea.	1	1	100.0
23t)	Gibson, Was.	3	2	66.7
23t)	Montgomery, Chi.	3	2	66.7
25t)	Sanders, Phi.	4	2	50.0
25t)	*Lance, S.F.	2	1	50.0
25t)	McCaffrey, Car.	2	1	50.0
28)	Conner, Ariz	3	1	33.3

WEEK 3 / THROUGH MONDAY, SEPTEMBER 27, 2021

NFC / LEADERS IN RECEPTIONS

Rank	Player, Team	Rec	Yards	Avg	Long	TD
1t)	Kupp, LA-R	25	367	14.7	56t	5
1t)	D. Adams, G.B.	25	309	12.4	50	1
3)	D.J. Moore, Car.	22	285	13.0	29	1
4)	Thielen, Min.	21	181	8.6	24t	4
5t)	Samuel, S.F.	20	334	16.7	79t	1
5t)	Jefferson, Min.	20	254	12.7	34	2
5t)	Ridley, Atl.	20	175	8.8	22	1
8t)	Godwin, T.B.	19	241	12.7	26	2
8t)	McLaurin, Was.	19	231	12.2	37	1
8t)	Cooper, Dal.	19	189	9.9	28	2
8t)	Swift, Det. (RB)	19	166	8.7	43t	1
12t)	Lamb, Dal.	18	251	13.9	44	1
12t)	Shepard, NY-G	18	223	12.4	37t	1
12t)	Hockenson, Det. (TE)	18	173	9.6	23	2
15t)	Lockett, Sea.	16	309	19.3	69t	3
15t)	Metcalf, Sea.	16	220	13.8	30	2
15t)	Evans, T.B.	16	205	12.8	26	2
15t)	Gronkowski, T.B. (TE)	16	184	11.5	26	4
15t)	McCaffrey, Car. (RB)	16	163	10.2	32	0
15t)	Edmonds, Ariz (RB)	16	121	7.6	36	0
21t)	Kirk, Ariz	15	239	15.9	35	2
21t)	Kittle, S.F. (TE)	15	187	12.5	39	0
23t)	Osborn, Min.	14	193	13.8	64t	1
23t)	Schultz, Dal. (TE)	14	143	10.2	22t	2
23t)	M. Davis, Atl. (RB)	14	68	4.9	12	0
26t)	*Moore, Ariz	13	183	14.1	77t	1
26t)	Hopkins, Ariz	13	158	12.2	38	3
26t)	Patterson, Atl. (RB)	13	153	11.8	28	1
26t)	Conklin, Min. (TE)	13	126	9.7	27	1
26t)	Reagor, Phi.	13	107	8.2	24	1
26t)	J. Williams, Det. (RB)	13	93	7.2	15	0
26t)	Bernard, T.B. (RB)	13	79	6.1	32	1
33t)	Thomas, Was. (TE)	12	117	9.8	24	2
33t)	Mooney, Chi.	12	101	8.4	21	0
33t)	Fournette, T.B. (RB)	12	77	6.4	16	0
36t)	Golladay, NY-G	11	166	15.1	19	0
36t)	*Pitts, Atl. (TE)	11	139	12.6	25	0
36t)	Raymond, Det.	11	136	12.4	25	0
36t)	Woods, LA-R	11	124	11.3	20	1
36t)	Higbee, LA-R (TE)	11	116	10.5	37	1
36t)	*Smith, Phi.	11	115	10.5	19	1
42t)	Green, Ariz	10	181	18.1	36	1
42t)	M. Williams, Ariz (TE)	10	113	11.3	34	0
42t)	*Marshall Jr., Car.	10	91	9.1	23	0
42t)	Robinson, Chi.	10	86	8.6	18	1
42t)	Jones, G.B. (RB)	10	75	7.5	13	3
42t)	Kamara, N.O. (RB)	10	62	6.2	11t	2
42t)	Humphries, Was.	10	61	6.1	12	0
49)	Barkley, NY-G (RB)	9	56	6.2	14	0
50t)	Goedert, Phi. (TE)	8	132	16.5	38	1
50t)	Cephus, Det.	8	83	10.4	46	2
50t)	Mattison, Min. (RB)	8	80	10.0	23	0
50t)	Everett, Sea. (TE)	8	77	9.6	17	1
50t)	Jarwin, Dal. (TE)	8	71	8.9	20	0
50t)	Sanders, Phi. (RB)	8	71	8.9	25	0
50t)	Pollard, Dal. (RB)	8	65	8.1	13	0
50t)	Cook, Min. (RB)	8	60	7.5	14	0

WEEK 3 / THROUGH MONDAY, SEPTEMBER 27, 2021**NFC / RECEIVING YARDAGE LEADERS**

Rank	Player, Team	Yards	Rec	Avg	Long	TD
1)	Kupp, LA-R	367	25	14.7	56t	5
2)	Samuel, S.F.	334	20	16.7	79t	1
3t)	D. Adams, G.B.	309	25	12.4	50	1
3t)	Lockett, Sea.	309	16	19.3	69t	3
5)	D.J. Moore, Car.	285	22	13.0	29	1
6)	Jefferson, Min.	254	20	12.7	34	2
7)	Lamb, Dal.	251	18	13.9	44	1
8)	Godwin, T.B.	241	19	12.7	26	2
9)	Kirk, Ariz	239	15	15.9	35	2
10)	McLaurin, Was.	231	19	12.2	37	1
11)	Shepard, NY-G	223	18	12.4	37t	1
12)	Metcalf, Sea.	220	16	13.8	30	2
13)	Evans, T.B.	205	16	12.8	26	2
14)	Osborn, Min.	193	14	13.8	64t	1
15)	Cooper, Dal.	189	19	9.9	28	2
16)	Kittle, S.F. (TE)	187	15	12.5	39	0
17)	Watkins, Phi.	186	7	26.6	91	0
18)	Gronkowski, T.B. (TE)	184	16	11.5	26	4
19)	*Moore, Ariz	183	13	14.1	77t	1
20t)	Green, Ariz	181	10	18.1	36	1
20t)	Thielen, Min.	181	21	8.6	24t	4
22)	Ridley, Atl.	175	20	8.8	22	1
23)	Hockenson, Det. (TE)	173	18	9.6	23	2
24t)	Golladay, NY-G	166	11	15.1	19	0
24t)	Swift, Det. (RB)	166	19	8.7	43t	1
26)	McCaffrey, Car. (RB)	163	16	10.2	32	0
27)	Hopkins, Ariz	158	13	12.2	38	3
28)	Patterson, Atl. (RB)	153	13	11.8	28	1
29)	Schultz, Dal. (TE)	143	14	10.2	22t	2
30)	D. Jackson, LA-R	141	5	28.2	75t	1
31)	*Pitts, Atl. (TE)	139	11	12.6	25	0
32)	Brown, T.B.	138	6	23.0	47t	1
33t)	Jefferson, LA-R	136	7	19.4	67t	1
33t)	Raymond, Det.	136	11	12.4	25	0
35)	Goedert, Phi. (TE)	132	8	16.5	38	1
36)	Slayton, NY-G	127	7	18.1	42	1
37)	Conklin, Min. (TE)	126	13	9.7	27	1
38)	Woods, LA-R	124	11	11.3	20	1
39)	Edmonds, Ariz (RB)	121	16	7.6	36	0
40)	Thomas, Was. (TE)	117	12	9.8	24	2
41)	Higbee, LA-R (TE)	116	11	10.5	37	1
42)	*Smith, Phi.	115	11	10.5	19	1
43)	M. Williams, Ariz (TE)	113	10	11.3	34	0
44)	Harris, N.O.	112	6	18.7	55t	1
45)	Reagor, Phi.	107	13	8.2	24	1
46)	Swain, Sea.	105	6	17.5	68t	1
47)	Anderson, Car.	103	5	20.6	57t	1
48)	Mooney, Chi.	101	12	8.4	21	0
49)	McKissic, Was. (RB)	98	7	14.0	56	0
50)	Gibson, Was. (RB)	95	6	15.8	73t	1

WEEK 3 / THROUGH MONDAY, SEPTEMBER 27, 2021

NFC / THIRD-DOWN RECEIVING LEADERS

Rank	Player, Team	Rec	Yards	Avg	Long	TD
1)	Samuel, S.F.	8	152	19.0	79t	1
2t)	Shepard, NY-G	7	89	12.7	20	0
2t)	Ridley, Atl.	7	80	11.4	22	0
2t)	Jefferson, Min.	7	74	10.6	13	0
2t)	Bernard, T.B. (RB)	7	32	4.6	10	0
6t)	D. Adams, G.B.	6	104	17.3	50	0
6t)	D.J. Moore, Car.	6	76	12.7	29	1
6t)	Osborn, Min.	6	73	12.2	25	0
6t)	Thielen, Min.	6	55	9.2	15t	1
6t)	Kupp, LA-R	6	54	9.0	17	0
11t)	Cooper, Dal.	5	68	13.6	21t	1
11t)	Schultz, Dal. (TE)	5	58	11.6	22t	1
11t)	Woods, LA-R	5	53	10.6	20	1
11t)	Higbee, LA-R (TE)	5	43	8.6	12	1
11t)	*Marshall Jr., Car.	5	42	8.4	11	0
11t)	Hockenson, Det. (TE)	5	37	7.4	15	1
17t)	Kirk, Ariz	4	78	19.5	26t	2
17t)	Robinson, Chi.	4	49	12.3	18	1
17t)	*Pitts, Atl. (TE)	4	48	12.0	24	0
17t)	Reagor, Phi.	4	42	10.5	24	0
17t)	Edmonds, Ariz (RB)	4	28	7.0	7	0
17t)	Kamara, N.O. (RB)	4	27	6.8	11t	1
17t)	McCaffrey, Car. (RB)	4	22	5.5	9	0
24t)	Swain, Sea.	3	87	29.0	68t	1
24t)	Lamb, Dal.	3	47	15.7	31	0
24t)	Thomas, Was. (TE)	3	40	13.3	15	0
24t)	Gronkowski, T.B. (TE)	3	39	13.0	20t	2
24t)	Godwin, T.B.	3	34	11.3	19	0
24t)	C. Johnson, NY-G	3	34	11.3	16	0
24t)	Callaway, N.O.	3	30	10.0	13	1
24t)	McKissic, Was. (RB)	3	30	10.0	12	0
24t)	Hopkins, Ariz	3	28	9.3	15t	2
24t)	Mooney, Chi.	3	26	8.7	11	0
24t)	Jarwin, Dal. (TE)	3	24	8.0	10	0
24t)	Kmet, Chi. (TE)	3	24	8.0	11	0
24t)	Humphries, Was.	3	21	7.0	7	0
24t)	Hurst, Atl. (TE)	3	20	6.7	9	0
24t)	J. Williams, Det. (RB)	3	19	6.3	7	0
24t)	Swift, Det. (RB)	3	18	6.0	9	0
24t)	Raymond, Det.	3	17	5.7	11	0
41t)	D. Jackson, LA-R	2	115	57.5	75t	1
41t)	Watkins, Phi.	2	67	33.5	41	0
41t)	Kittle, S.F. (TE)	2	51	25.5	39	0
41t)	Slayton, NY-G	2	50	25.0	42	0
41t)	Board, NY-G	2	44	22.0	38	0
41t)	*Smith, Phi.	2	37	18.5	19	1
41t)	Metcalfe, Sea.	2	35	17.5	28	0
41t)	Patterson, Atl. (RB)	2	35	17.5	23	0
41t)	Harris, N.O.	2	24	12.0	12	0
41t)	Cobb, G.B.	2	23	11.5	14	0
41t)	Hasty, S.F. (RB)	2	23	11.5	15	0
41t)	Sanders, Phi. (RB)	2	19	9.5	19	0
41t)	Cook, Min. (RB)	2	18	9.0	9	0
41t)	Montgomery, Chi. (RB)	2	16	8.0	11	0
41t)	*Moore, Ariz	2	16	8.0	18	0
41t)	Zaccheaus, Atl.	2	16	8.0	12	1
41t)	Aiyuk, S.F.	2	14	7.0	8t	1
41t)	Evans, T.B.	2	14	7.0	9	0
41t)	Elliott, Dal. (RB)	2	11	5.5	7	0
41t)	Ertz, Phi. (TE)	2	9	4.5	6	1
41t)	Jones, G.B. (RB)	2	9	4.5	6	0

WEEK 3 / THROUGH MONDAY, SEPTEMBER 27, 2021**NFC / LEADING SCORERS, NONKICKERS**

Rank	Player, Team	TD	Rush	Rec	Ret	X2	Pts
1t)	Jones, G.B. (RB)	5	2	3	0	0	30
1t)	Kupp, LA-R (WR)	5	0	5	0	0	30
3t)	Gronkowski, T.B. (TE)	4	0	4	0	0	24
3t)	Thielen, Min. (WR)	4	0	4	0	0	24
5t)	Carson, Sea. (RB)	3	3	0	0	0	18
5t)	Darnold, Car. (QB)	3	3	0	0	0	18
5t)	Elliott, Dal. (RB)	3	3	0	0	0	18
5t)	Godwin, T.B. (WR)	3	1	2	0	0	18
5t)	Hopkins, Ariz (WR)	3	0	3	0	0	18
5t)	Lockett, Sea. (WR)	3	0	3	0	0	18
5t)	K. Murray, Ariz (QB)	3	3	0	0	0	18
12t)	Cephus, Det. (WR)	2	0	2	0	1	14
12t)	Hockenson, Det. (TE)	2	0	2	0	1	14
12t)	Jones, NY-G (QB)	2	2	0	0	1	14
15t)	Conner, Ariz (RB)	2	2	0	0	0	12
15t)	Cooper, Dal. (WR)	2	0	2	0	0	12
15t)	Edwards, T.B. (DB)	2	0	0	2	0	12
15t)	Evans, T.B. (WR)	2	0	2	0	0	12
15t)	Henderson, LA-R (RB)	2	2	0	0	0	12
15t)	Jefferson, Min. (WR)	2	0	2	0	0	12
15t)	Ju. Johnson, N.O. (TE)	2	0	2	0	0	12
15t)	Kamara, N.O. (RB)	2	0	2	0	0	12
15t)	Kirk, Ariz (WR)	2	0	2	0	0	12
15t)	Metcalf, Sea. (WR)	2	0	2	0	0	12
15t)	Patterson, Atl. (RB)	2	1	1	0	0	12
15t)	Schultz, Dal. (TE)	2	0	2	0	0	12
15t)	Swift, Det. (RB)	2	1	1	0	0	12
15t)	Thomas, Was. (TE)	2	0	2	0	0	12
15t)	J. Williams, Det. (RB)	2	2	0	0	0	12
30)	*Gainwell, Phi. (RB)	1	1	0	0	1	8

WEEK 3 / THROUGH MONDAY, SEPTEMBER 27, 2021**NFC / LEADING SCORERS, KICKERS**

Rank	Player, Team	PAT	FG	Pct	Long	Pts
1)	Gay, LA-R	11/11	6/ 6	1.000	53	29
2)	Joseph, Min.	9/10	6/ 7	.857	53	27
3t)	Hopkins, Was.	7/ 7	6/ 7	.857	49	25
3t)	Prater, Ariz	13/13	4/ 6	.667	62	25
5t)	Gano, NY-G	3/ 3	7/ 7	1.000	55	24
5t)	Zuerlein, Dal.	9/11	5/ 7	.714	56	24
7t)	Crosby, G.B.	8/ 8	4/ 4	1.000	54	20
7t)	Gould, S.F.	11/11	3/ 4	.750	52	20
9)	Succop, T.B.	13/14	2/ 3	.667	36	19
10t)	Koo, Atl.	4/ 4	4/ 4	1.000	40	16
10t)	Santos, Chi.	4/ 4	4/ 4	1.000	47	16
12)	Myers, Sea.	9/10	2/ 3	.667	53	15
13)	Gonzalez, Det.-Car.	5/ 6	3/ 4	.750	42	14
14)	Rosas, N.O.	10/10	1/ 3	.333	44	13
15t)	Elliott, Phi.	6/ 6	2/ 3	.667	45	12
15t)	Santoso, Car.-Ten.-Det.	3/ 4	3/ 3	1.000	35	12
17)	Seibert, Det.	4/ 4	2/ 3	.667	49	10

NFC / TOUCHBACKS ON KICKOFFS

Rank	Player, Team	TB
1)	Prater, Ariz	16
2t)	Joseph, Min.	15
2t)	Zuerlein, Dal.	15
4t)	Gay, LA-R	13
4t)	Pinion, T.B.	13
6)	Rosas, N.O.	12
7t)	Elliott, Phi.	10
7t)	Hopkins, Was.	10
9)	Santoso, Car.-Ten.-Det.	9
10t)	Crosby, G.B.	8
10t)	Santos, Chi.	8
12)	Gano, NY-G	7
13t)	Myers, Sea.	6
13t)	Wishnowsky, S.F.	6
15t)	Gould, S.F.	4
15t)	Nizialek, Atl.	4
17)	Gonzalez, Det.-Car.	3
18)	Seibert, Det.	2

WEEK 3 / THROUGH MONDAY, SEPTEMBER 27, 2021

NFC / MOST YARDS FROM SCRIMMAGE

Rank	Player, Team	Total			Rushing			Receiving		
		Yards	Att+Rec	Avg	Yards	Att	Avg	Yards	Rec	Avg
1)	McCaffrey, Car. (RB)	364	68	5.4	201	52	3.9	163	16	10.2
2)	Kupp, LA-R (WR)	362	26	13.9	-5	1	-5.0	367	25	14.7
3)	Samuel, S.F. (WR)	342	24	14.3	8	4	2.0	334	20	16.7
4t)	D. Adams, G.B. (WR)	309	25	12.4	0	0	---	309	25	12.4
4t)	Lockett, Sea. (WR)	309	16	19.3	0	0	---	309	16	19.3
6)	D.J. Moore, Car. (WR)	298	24	12.4	13	2	6.5	285	22	13.0
7)	Swift, Det. (RB)	289	52	5.6	123	33	3.7	166	19	8.7
8)	Gibson, Was. (RB)	285	51	5.6	190	45	4.2	95	6	15.8
9)	Lamb, Dal. (WR)	263	20	13.2	12	2	6.0	251	18	13.9
10)	Edmonds, Ariz (RB)	256	47	5.4	135	31	4.4	121	16	7.6
11)	Jefferson, Min. (WR)	254	20	12.7	0	0	---	254	20	12.7
12t)	Cook, Min. (RB)	252	50	5.0	192	42	4.6	60	8	7.5
12t)	Elliott, Dal. (RB)	252	51	4.9	199	44	4.5	53	7	7.6
12t)	Montgomery, Chi. (RB)	252	52	4.8	203	46	4.4	49	6	8.2
15)	Pollard, Dal. (RB)	248	35	7.1	183	27	6.8	65	8	8.1
16)	Godwin, T.B. (WR)	243	20	12.2	2	1	2.0	241	19	12.7
17t)	Kamara, N.O. (RB)	239	62	3.9	177	52	3.4	62	10	6.2
17t)	Kirk, Ariz (WR)	239	15	15.9	0	0	---	239	15	15.9
19)	Patterson, Atl. (RB)	238	34	7.0	85	21	4.0	153	13	11.8
20)	Jones, G.B. (RB)	233	51	4.6	158	41	3.9	75	10	7.5
21)	McLaurin, Was. (WR)	231	19	12.2	0	0	---	231	19	12.2
22)	Carson, Sea. (RB)	230	46	5.0	202	41	4.9	28	5	5.6
23)	Sanders, Phi. (RB)	227	38	6.0	156	30	5.2	71	8	8.9
24)	Metcalf, Sea. (WR)	220	16	13.8	0	0	---	220	16	13.8
25t)	Shepard, NY-G (WR)	214	19	11.3	-9	1	-9.0	223	18	12.4
25t)	J. Williams, Det. (RB)	214	41	5.2	121	28	4.3	93	13	7.2
27t)	M. Davis, Atl. (RB)	205	50	4.1	137	36	3.8	68	14	4.9
27t)	Evans, T.B. (WR)	205	16	12.8	0	0	---	205	16	12.8
27t)	Mattison, Min. (RB)	205	38	5.4	125	30	4.2	80	8	10.0
30)	Kittle, S.F. (TE)	196	16	12.3	9	1	9.0	187	15	12.5
31)	Osborn, Min. (WR)	193	14	13.8	0	0	---	193	14	13.8
32)	Barkley, NY-G (RB)	190	48	4.0	134	39	3.4	56	9	6.2
33)	Cooper, Dal. (WR)	189	19	9.9	0	0	---	189	19	9.9
34t)	*Moore, Ariz (WR)	186	14	13.3	3	1	3.0	183	13	14.1
34t)	Watkins, Phi. (WR)	186	7	26.6	0	0	---	186	7	26.6
36)	Gronkowski, T.B. (TE)	184	16	11.5	0	0	---	184	16	11.5
37t)	Green, Ariz (WR)	181	10	18.1	0	0	---	181	10	18.1
37t)	Thielen, Min. (WR)	181	21	8.6	0	0	---	181	21	8.6
39)	Hurts, Phi. (QB)	179	26	6.9	179	26	6.9	0	0	---
40)	Ridley, Atl. (WR)	175	20	8.8	0	0	---	175	20	8.8
41)	Hockenson, Det. (TE)	173	18	9.6	0	0	---	173	18	9.6
42t)	Fournette, T.B. (RB)	169	36	4.7	92	24	3.8	77	12	6.4
42t)	Henderson, LA-R (RB)	169	33	5.1	123	29	4.2	46	4	11.5
44)	Golladay, NY-G (WR)	166	11	15.1	0	0	---	166	11	15.1
45)	Jones, NY-G (QB)	161	23	7.0	161	23	7.0	0	0	---
46)	Hopkins, Ariz (WR)	158	13	12.2	0	0	---	158	13	12.2
47)	*Mitchell, S.F. (RB)	157	38	4.1	146	36	4.1	11	2	5.5
48)	Raymond, Det. (WR)	145	12	12.1	9	1	9.0	136	11	12.4
49)	Brown, T.B. (WR)	144	7	20.6	6	1	6.0	138	6	23.0
50)	Schultz, Dal. (TE)	143	14	10.2	0	0	---	143	14	10.2

WEEK 3 / THROUGH MONDAY, SEPTEMBER 27, 2021**NFC / LEADERS IN FIRST DOWNS**

Rank	Player, Team	Rush	Rec	Tot
1)	McCaffrey, Car. (RB)	7	12	19
2)	D.J. Moore, Car. (WR)	1	16	17
3t)	Cook, Min. (RB)	13	3	16
3t)	Godwin, T.B. (WR)	1	15	16
3t)	Kupp, LA-R (WR)	0	16	16
3t)	Swift, Det. (RB)	9	7	16
7t)	D. Adams, G.B. (WR)	0	15	15
7t)	Jones, G.B. (RB)	9	6	15
7t)	J. Williams, Det. (RB)	9	6	15
10t)	Elliott, Dal. (RB)	12	2	14
10t)	Evans, T.B. (WR)	0	14	14
10t)	Montgomery, Chi. (RB)	11	3	14
10t)	Pollard, Dal. (RB)	11	3	14
14t)	Jefferson, Min. (WR)	0	13	13
14t)	Lamb, Dal. (WR)	1	12	13
14t)	Samuel, S.F. (WR)	0	13	13
17t)	Cooper, Dal. (WR)	0	12	12
17t)	Gibson, Was. (RB)	10	2	12
17t)	Kamara, N.O. (RB)	8	4	12
17t)	McLaurin, Was. (WR)	0	12	12
17t)	Patterson, Atl. (RB)	6	6	12
17t)	Thielen, Min. (WR)	0	12	12
23t)	Hockenson, Det. (TE)	0	11	11
23t)	Kirk, Ariz (WR)	0	11	11
23t)	Metcalfe, Sea. (WR)	0	11	11
23t)	Shepard, NY-G (WR)	0	11	11
27t)	Carson, Sea. (RB)	9	1	10
27t)	Henderson, LA-R (RB)	8	2	10
27t)	Mattison, Min. (RB)	7	3	10
30t)	Conner, Ariz (RB)	8	1	9
30t)	Edmonds, Ariz (RB)	6	3	9
30t)	Fournette, T.B. (RB)	3	6	9
30t)	Golladay, NY-G (WR)	0	9	9
30t)	Gronkowski, T.B. (TE)	0	9	9
30t)	Hopkins, Ariz (WR)	0	9	9
30t)	Hurts, Phi. (QB)	9	0	9
30t)	Jones, NY-G (QB)	9	0	9
30t)	Ridley, Atl. (WR)	0	9	9
30t)	Schultz, Dal. (TE)	0	9	9
30t)	Woods, LA-R (WR)	0	9	9
41t)	Barkley, NY-G (RB)	6	2	8
41t)	Higbee, LA-R (TE)	0	8	8
41t)	Kittle, S.F. (TE)	0	8	8
41t)	Lockett, Sea. (WR)	0	8	8
41t)	*Mitchell, S.F. (RB)	7	1	8
41t)	Raymond, Det. (WR)	1	7	8
41t)	Sanders, Phi. (RB)	7	1	8
48t)	M. Davis, Atl. (RB)	5	2	7
48t)	Goedert, Phi. (TE)	0	7	7
48t)	Green, Ariz (WR)	0	7	7
48t)	Michel, LA-R (RB)	7	0	7
48t)	*Moore, Ariz (WR)	0	7	7
48t)	Osborn, Min. (WR)	0	7	7

WEEK 3 / THROUGH MONDAY, SEPTEMBER 27, 2021**NFC / LEADING PUNTERS**

Rank	Player, Team	No	Yards	Lg	Avg	TB	Blk	Dwn	OB	Opp Ret	In Yds	Net 20	Avg
1)	Lee, Ariz	12	618	60	51.5	2	0	2	1	4	31	4	45.6
2)	O'Donnell, Chi.	12	602	63	50.2	1	0	0	0	8	118	3	38.7
3)	Gillikin, N.O.	13	646	60	49.7	1	0	2	1	8	71	2	42.7
4)	Anger, Dal.	8	393	62	49.1	0	0	0	1	6	25	4	46.0
5)	Berry, Min.	15	727	63	48.5	0	0	1	2	8	72	3	43.7
6)	Fox, Det.	11	532	59	48.4	0	0	1	1	5	62	5	42.7
7)	Bojorquez, G.B.	10	480	63	48.0	0	0	1	4	4	46	4	43.4
8)	Way, Was.	12	573	56	47.8	1	0	1	1	6	37	3	43.0
9)	Wishnowsky, S.F.	11	515	59	46.8	1	0	4	1	3	19	8	43.3
10)	Dixon, NY-G	11	514	61	46.7	2	0	2	0	5	48	4	38.7
11)	Siposs, Phi.	14	651	68	46.5	2	0	5	0	5	37	6	41.0
12)	Nizialek, Atl.	16	720	62	45.0	2	0	2	3	6	55	6	39.1
13)	Dickson, Sea.	13	583	66	44.8	2	0	2	1	6	38	7	38.8
14)	Pinion, T.B.	12	531	65	44.3	0	0	1	2	5	34	6	41.4
15)	Charlton, Car.	13	496	54	38.2	0	0	2	2	2	11	5	37.3

NFC / LEADING PUNTERS, NET AVERAGE

Rank	Player, Team	No	Yards	Lg	Avg	TB	Blk	Dwn	OB	Opp Ret	In Yds	Net 20	Avg
1)	Anger, Dal.	8	393	62	49.1	0	0	0	1	6	25	4	46.0
2)	Lee, Ariz	12	618	60	51.5	2	0	2	1	4	31	4	45.6
3)	Berry, Min.	15	727	63	48.5	0	0	1	2	8	72	3	43.7
4)	Bojorquez, G.B.	10	480	63	48.0	0	0	1	4	4	46	4	43.4
5)	Wishnowsky, S.F.	11	515	59	46.8	1	0	4	1	3	19	8	43.3
6)	Way, Was.	12	573	56	47.8	1	0	1	1	6	37	3	43.0
7)	Fox, Det.	11	532	59	48.4	0	0	1	1	5	62	5	42.7
8)	Gillikin, N.O.	13	646	60	49.7	1	0	2	1	8	71	2	42.7
9)	Pinion, T.B.	12	531	65	44.3	0	0	1	2	5	34	6	41.4
10)	Siposs, Phi.	14	651	68	46.5	2	0	5	0	5	37	6	41.0
11)	Nizialek, Atl.	16	720	62	45.0	2	0	2	3	6	55	6	39.1
12)	Dickson, Sea.	13	583	66	44.8	2	0	2	1	6	38	7	38.8
13)	Dixon, NY-G	11	514	61	46.7	2	0	2	0	5	48	4	38.7
14)	O'Donnell, Chi.	12	602	63	50.2	1	0	0	0	8	118	3	38.7
15)	Charlton, Car.	13	496	54	38.2	0	0	2	2	2	11	5	37.3

NFC / PUNT RETURN LEADERS

Rank	Player, Team	Ret	FC	Yards	Avg	Long	TD
1)	Aiyuk, S.F.	4	0	43	10.8	14	0
2)	*Moore, Ariz	7	3	70	10.0	27	0
3)	Peppers, NY-G	5	1	46	9.2	19	0
4)	Erickson, Car.	9	4	72	8.0	15	0
5)	*Williams, Atl.	7	1	46	6.6	15	0
6)	Westbrook, Min.	6	4	32	5.3	15	0
7)	Reagor, Phi.	9	3	30	3.3	11	0

NFC / KICKOFF RETURN LEADERS

Rank	Player, Team	Ret	Yards	Avg	Long	TD
1)	Mickens, T.B.	4	116	29.0	41	0
2)	Cannon, Bal.-S.F.	4	115	28.8	68	0
3)	Harris, N.O.	6	172	28.7	39	0
4)	*Herbert, Chi.	8	201	25.1	50	0
5t)	Board, NY-G	4	92	23.0	38	0
5t)	Patterson, Atl.	4	92	23.0	27	0
7)	*Hill, G.B.	5	110	22.0	41	0
8)	*Smith-Marsette, Min.	4	83	20.8	24	0
9)	Carter, Was.	9	181	20.1	31	0
10)	Igwebuike, Det.	6	109	18.2	33	0
11)	*Thomas, S.F.	4	70	17.5	19	0
12)	Dallas, Sea.	5	73	14.6	22	0
13)	*Williams, Atl.	5	63	12.6	19	0

WEEK 3 / THROUGH MONDAY, SEPTEMBER 27, 2021**NFC / LEADERS IN INTERCEPTIONS**

Rank	Player, Team	Int	Yards	Avg	Long	TD
1)	Diggs, Dal.	3	59	19.7	59t	1
2t)	Edwards, T.B.	2	46	23.0	31t	2
2t)	Murphy, Ariz	2	36	18.0	29t	1
4t)	Lewis, Dal.	1	66	66.0	66	0
4t)	Ro. Smith, Chi.	1	53	53.0	53t	1
4t)	M. Williams, N.O.	1	53	53.0	53	0
4t)	P. Williams, N.O.	1	46	46.0	46	0
4t)	Greenlaw, S.F.	1	39	39.0	39t	1
4t)	Vigil, Min.	1	38	38.0	38t	1
4t)	M. Jenkins, N.O.	1	34	34.0	34t	1
4t)	*Adebo, N.O.	1	33	33.0	33	0
4t)	Alexander, G.B.	1	30	30.0	30	0
4t)	Thompson, Car.	1	29	29.0	29	0
4t)	Woods, Min.	1	27	27.0	27	0
4t)	C. Davis, T.B.	1	25	25.0	25	0
4t)	Lattimore, N.O.	1	20	20.0	20	0
4t)	Burris, Car.	1	17	17.0	17	0
4t)	*Horn, Car.	1	13	13.0	13	0
4t)	Blackson, Chi.	1	6	6.0	6	0
4t)	Bradberry, NY-G	1	5	5.0	5	0
4t)	Roach, N.O.	1	5	5.0	5	0
4t)	Barrett, T.B.	1	3	3.0	3	0
4t)	Ja. Johnson, Chi.	1	3	3.0	3	0
4t)	Campbell, G.B.	1	2	2.0	2	0
4t)	Reeder, LA-R	1	2	2.0	2	0
4t)	A. Brown, Dal.	1	0	0.0	0	0
4t)	Jackson, Was.	1	0	0.0	0	0
4t)	Kazee, Dal.	1	0	0.0	0	0
4t)	Long, LA-R	1	0	0.0	0	0
4t)	Oruwariye, Det.	1	0	0.0	0	0
4t)	Ramsey, LA-R	1	0	0.0	0	0
4t)	Simmons, Ariz	1	0	0.0	0	0

WEEK 3 / THROUGH MONDAY, SEPTEMBER 27, 2021**NFC / LEADERS IN SACKS**

Rank	Player, Team	Sacks
1)	C. Jones, Ariz (LB)	5.0
2)	Reddick, Car. (LB)	4.5
3t)	Hargrave, Phi. (NT)	4.0
3t)	Hunter, Min. (DE)	4.0
3t)	Quinn, Chi. (LB)	4.0
6t)	J. Allen, Was. (DE)	3.0
6t)	Bosa, S.F. (DE)	3.0
6t)	Burns, Car. (DE)	3.0
6t)	Mack, Chi. (LB)	3.0
6t)	*Ojulari, NY-G (LB)	3.0
11t)	Donald, LA-R (DE)	2.0
11t)	Floyd, LA-R (LB)	2.0
11t)	Fowler, Atl. (DE)	2.0
11t)	Golden, Ariz (LB)	2.0
11t)	C. Harris, Det. (LB)	2.0
11t)	Hollins, LA-R (LB)	2.0
11t)	A. Johnson, NY-G (NT)	2.0
11t)	Kpassagnon, N.O. (LB)	2.0
11t)	Pierce, Min. (DT)	2.0
11t)	Sweat, Was. (DE)	2.0
11t)	Taylor, Sea. (DE)	2.0
22t)	*Odighizuwa, Dal. (DT)	1.5
22t)	*Parsons, Dal. (LB)	1.5
24t)	Anzalone, Det. (LB)	1.0
24t)	Armstead, S.F. (DE)	1.0
24t)	Barrett, T.B. (LB)	1.0
24t)	Brockers, Det. (DE)	1.0
24t)	Der. Brown, Car. (DT)	1.0
24t)	A. Bryant, Det. (LB)	1.0
24t)	Davenport, N.O. (DE)	1.0
24t)	Davidson, Atl. (DE)	1.0
24t)	Dogbe, Ariz (DE)	1.0
24t)	Edwards, Chi. (DE)	1.0
24t)	Edwards, Phi. (LB)	1.0
24t)	Ford, S.F. (DE)	1.0
24t)	Fox, Car. (DE)	1.0
24t)	Fuller, Was. (DB)	1.0
24t)	Gardner-Johnson, N.O. (DB)	1.0
24t)	Gholston, T.B. (DT)	1.0
24t)	Green, Sea. (DE)	1.0
24t)	Thompson, Car. (LB)	1.0
24t)	Griffen, Min. (DE)	1.0
24t)	Haynes, Car. (DE)	1.0
24t)	Hicks, Ariz (LB)	1.0
24t)	Jarrett, Atl. (DT)	1.0
24t)	Jones, Car. (DE)	1.0
24t)	Jones, Atl. (LB)	1.0
24t)	Joseph-Day, LA-R (DT)	1.0
24t)	Kendricks, Min. (LB)	1.0
24t)	Luvu, Car. (LB)	1.0
24t)	Mayowa, Sea. (DE)	1.0
24t)	Nichols, Chi. (DT)	1.0
24t)	R. Okwara, Det. (LB)	1.0
24t)	Ridgeway, Phi. (DT)	1.0
24t)	Robinson, Sea. (DE)	1.0
24t)	Roby, N.O. (DB)	1.0
24t)	H. Smith, Min. (DB)	1.0
24t)	P. Smith, G.B. (LB)	1.0
24t)	Ro. Smith, Chi. (LB)	1.0
24t)	Street, S.F. (DE)	1.0
24t)	Suh, T.B. (NT)	1.0
24t)	Tuioti-Mariner, Atl. (LB)	1.0
24t)	*Turner, N.O. (DE)	1.0
24t)	Vander Esch, Dal. (LB)	1.0
24t)	Vigil, Min. (LB)	1.0
24t)	Wagner, Sea. (LB)	1.0
24t)	Walker III, Det. (DB)	1.0
24t)	L. Williams, NY-G (DE)	1.0
24t)	Woods, Sea. (DT)	1.0
24t)	Young, LA-R (LB)	1.0

WEEK 3 / THROUGH MONDAY, SEPTEMBER 27, 2021**NFC / FUMBLE RECOVERIES**

Rank	Player, Team	TotRec	OffRec	DefRec
1t)	Cousins, Min.	2	2	0
1t)	Hurts, Phi.	2	2	0
1t)	Jones, NY-G	2	2	0
1t)	Paradis, Car.	2	2	0
1t)	Patterson, Atl.	2	2	0
1t)	Prescott, Dal.	2	2	0
7t)	Allen, Ariz	1	0	1
7t)	Barnes, G.B.	1	0	1
7t)	Bernard, T.B.	1	1	0
7t)	Campbell, G.B.	1	0	1
7t)	Carter, NY-G	1	0	1
7t)	Collins, Det.	1	0	1
7t)	Cox, Phi.	1	0	1
7t)	Darnold, Car.	1	1	0
7t)	Elliss, N.O.	1	0	1
7t)	*Fields, Chi.	1	1	0
7t)	Garoppolo, S.F.	1	1	0
7t)	Ta. Gipson, Chi.	1	0	1
7t)	Goff, Det.	1	1	0
7t)	Golden, Ariz	1	0	1
7t)	Gregory, Dal.	1	0	1
7t)	Hamilton, Ariz	1	1	0
7t)	Heinicke, Was.	1	1	0
7t)	Hekker, LA-R	1	1	0
7t)	Hyder, Sea.	1	0	1
7t)	*C. Johnson, Chi.	1	1	0
7t)	C. Jones, Ariz	1	0	1
7t)	Lewis, Dal.	1	0	1
7t)	Mack, S.F.	1	1	0
7t)	Martin, Dal.	1	1	0
7t)	*Melifonwu, Det.	1	0	1
7t)	K. Murray, Ariz	1	1	0
7t)	Oliver, Atl.	1	0	1
7t)	Peters, Ariz	1	0	1
7t)	Reed, Sea.	1	0	1
7t)	Ryan, NY-G	1	0	1
7t)	*Stoll, Phi.	1	1	0
7t)	Thomas, Was.	1	1	0
7t)	Walker, Atl.	1	0	1
7t)	Whitworth, LA-R	1	1	0
7t)	Young, LA-R	1	0	1

WEEK 3 / THROUGH MONDAY, SEPTEMBER 27, 2021**NFC / OFFENSIVE FUMBLE RECOVERIES**

Rank	Player, Team	Ret	Yards	Avg	Long	TD
1t)	Cousins, Min.	2	0	0.0	0	0
1t)	Hurts, Phi.	2	0	0.0	0	0
1t)	Jones, NY-G	2	0	0.0	0	0
1t)	Paradis, Car.	2	0	0.0	0	0
1t)	Patterson, Atl.	2	0	0.0	0	0
1t)	Prescott, Dal.	2	0	0.0	0	0
7t)	Bernard, T.B.	1	0	0.0	0	0
7t)	Darnold, Car.	1	0	0.0	0	0
7t)	*Fields, Chi.	1	0	0.0	0	0
7t)	Garoppolo, S.F.	1	0	0.0	0	0
7t)	Goff, Det.	1	0	0.0	0	0
7t)	Hamilton, Ariz	1	0	0.0	0	0
7t)	Heinicke, Was.	1	0	0.0	0	0
7t)	Hekker, LA-R	1	0	0.0	0	0
7t)	*C. Johnson, Chi.	1	0	0.0	0	0
7t)	Mack, S.F.	1	0	0.0	0	0
7t)	Martin, Dal.	1	0	0.0	0	0
7t)	K. Murray, Ariz	1	0	0.0	0	0
7t)	Thomas, Was.	1	0	0.0	0	0
7t)	Whitworth, LA-R	1	0	0.0	0	0
7t)	*Stoll, Phi.	1	-2	-2.0	-2	0

NFC / DEFENSIVE FUMBLE RECOVERIES

Rank	Player, Team	Ret	Yards	Avg	Long	TD
1t)	Ta. Gipson, Chi.	1	13	13.0	13	0
1t)	Lewis, Dal.	1	10	10.0	10	0
1t)	Peters, Ariz	1	4	4.0	4	0
1t)	Walker, Atl.	1	4	4.0	4	0
1t)	Campbell, G.B.	1	3	3.0	3	0
1t)	Oliver, Atl.	1	2	2.0	2	0
1t)	C. Jones, Ariz	1	1	1.0	1	0
1t)	Allen, Ariz	1	0	0.0	0	0
1t)	Barnes, G.B.	1	0	0.0	0	0
1t)	Carter, NY-G	1	0	0.0	0	0
1t)	Collins, Det.	1	0	0.0	0	0
1t)	Cox, Phi.	1	0	0.0	0t	1
1t)	Elliss, N.O.	1	0	0.0	0	0
1t)	Golden, Ariz	1	0	0.0	0	0
1t)	Gregory, Dal.	1	0	0.0	0	0
1t)	Hyder, Sea.	1	0	0.0	0	0
1t)	*Melifonwu, Det.	1	0	0.0	0	0
1t)	Reed, Sea.	1	0	0.0	0	0
1t)	Ryan, NY-G	1	0	0.0	0	0
1t)	Young, LA-R	1	0	0.0	0	0

WEEK 3 / THROUGH MONDAY, SEPTEMBER 27, 2021

NFL / LEADING PASSERS

Player, Team	Att	Comp	Pct		Avg			Pct			Pct Rating
			Comp	Yds	Gain	TD	TD	Long	Int	Int	
Wilson, Sea.	86	63	73.3	895	10.41	7	8.1	69t	0	0.0	133.6
Stafford, LA-R	94	66	70.2	942	10.02	9	9.6	75t	1	1.1	129.8
T. Taylor, Hou.	44	31	70.5	416	9.45	3	6.8	52	0	0.0	122.9
Cousins, Min.	119	88	73.9	918	7.71	8	6.7	64t	0	0.0	118.3
Bridgewater, Den.	95	73	76.8	827	8.71	4	4.2	55	0	0.0	116.4
K. Murray, Ariz	102	78	76.5	1005	9.85	7	6.9	77t	4	3.9	113.4
Mahomes, K.C.	111	78	70.3	940	8.47	9	8.1	75t	3	2.7	111.7
Prescott, Dal.	111	86	77.5	878	7.91	6	5.4	48	2	1.8	110.1
Brady, T.B.	141	97	68.8	1087	7.71	10	7.1	47t	2	1.4	109.3
Burrow, Cin.	75	53	70.7	640	8.53	7	9.3	50t	4	5.3	105.4
Aa. Rodgers, G.B.	88	60	68.2	649	7.38	6	6.8	50	2	2.3	102.9
Mayfield, Cle.	80	59	73.8	780	9.75	2	2.5	45	2	2.5	102.1
J. Winston, N.O.	63	38	60.3	387	6.14	7	11.1	55t	2	3.2	101.8
Carr, L.V.	136	88	64.7	1203	8.85	6	4.4	61t	2	1.5	101.4
Garoppolo, S.F.	95	64	67.4	760	8.00	4	4.2	79t	1	1.1	101.2
Hurts, Phi.	97	64	66.0	780	8.04	5	5.2	91	2	2.1	99.2
Darnold, Car.	107	73	68.2	888	8.30	3	2.8	57t	1	0.9	99.0
Herbert, LA-C	126	88	69.8	956	7.59	6	4.8	43	3	2.4	97.9
Heinicke, Was.	85	59	69.4	670	7.88	5	5.9	73t	3	3.5	97.7
Allen, Buf.	127	79	62.2	807	6.35	7	5.5	41	1	0.8	95.5
Jones, NY-G	104	68	65.4	782	7.52	2	1.9	42	0	0.0	94.3
Goff, Det.	123	86	69.9	801	6.51	5	4.1	46	2	1.6	94.3
Tannehill, Ten.	102	66	64.7	756	7.41	4	3.9	51	3	2.9	87.7
Ryan, Atl.	117	83	70.9	707	6.04	4	3.4	28	3	2.6	87.1
Jackson, Bal.	87	53	60.9	761	8.75	3	3.4	49	3	3.4	86.4
Wentz, Ind.	106	64	60.4	692	6.53	3	2.8	42	1	0.9	85.1
Dalton, Chi.	49	36	73.5	262	5.35	1	2.0	19	1	2.0	83.9
*Mills, Hou.	46	27	58.7	270	5.87	2	4.3	35	1	2.2	80.9
*M. Jones, N.E.	120	81	67.5	737	6.14	2	1.7	32	3	2.5	79.1
Roethlisberger, Pit.	130	83	63.8	801	6.16	3	2.3	52	3	2.3	79.0
Brissett, Mia.	89	56	62.9	384	4.31	0	0.0	27	1	1.1	67.8
*Lawrence, Jac.	118	64	54.2	669	5.67	5	4.2	41t	7	5.9	60.3
*Z. Wilson, NY-J	105	58	55.2	628	5.98	2	1.9	40	7	6.7	51.6

NFL / LEADING PASSERS, RANKS

Player, Team	Att	Comp	Pct		Avg			Pct			Pct Rating
			Comp	Yds	Gain	TD	TD	Long	Int	Int	
Wilson, Sea.	26	22	7	8	1	5t	4		1t	1t	1
Stafford, LA-R	22	16t	12	5	2	2t	2		6t	10	2
T. Taylor, Hou.	33	32	10	29	5	22t	8t		1t	1t	3
Cousins, Min.	8	2t	4	7	16	4	10		1t	1t	4
Bridgewater, Den.	20t	13t	2	11	8	18t	19t		1t	1t	5
K. Murray, Ariz	17t	11t	3	3	3	5t	7		30t	30	6
Mahomes, K.C.	11t	11t	11	6	10	2t	5		22t	25	7
Prescott, Dal.	11t	5t	1	10	14	10t	13		14t	15	8
Brady, T.B.	1	1	16	2	17	1	6		14t	12	9
Burrow, Cin.	29	28t	9	27	9	5t	3		30t	31	10
Aa. Rodgers, G.B.	24	23	18	26	21	10t	8t		14t	19	11
Mayfield, Cle.	28	24t	5	16t	4	27t	27		14t	22t	12
J. Winston, N.O.	30	30	30	30	26	5t	1		14t	27	13
Carr, L.V.	2	2t	23t	1	6	10t	16		14t	13	14
Garoppolo, S.F.	20t	18t	20	19	13	18t	19t		6t	9	15
Hurts, Phi.	19	18t	21	16t	12	14t	14		14t	17	16
Darnold, Car.	13	13t	17	9	11	22t	26		6t	7	17
Herbert, LA-C	5	2t	14	4	18	10t	15		22t	21	18
Heinicke, Was.	27	24t	15	24	15	14t	11		22t	29	19
Allen, Buf.	4	10	27	12	24	5t	12		6t	6	20
Jones, NY-G	16	15	22	15	19	27t	30		1t	1t	21
Goff, Det.	6	5t	13	13t	23	14t	21		14t	14	22
Tannehill, Ten.	17t	16t	23t	20	20	18t	22		22t	26	23
Ryan, Atl.	10	7t	8	22	28	18t	24		22t	24	24
Jackson, Bal.	25	28t	28	18	7	22t	23		22t	28	25
Wentz, Ind.	14	18t	29	23	22	22t	25		6t	8	26
Dalton, Chi.	31	31	6	33	32	32t	29		6t	16	27
*Mills, Hou.	32	33	31	32	30	27t	17		6t	18	28
*M. Jones, N.E.	7	9	19	21	27	27t	32		22t	22t	29
Roethlisberger, Pit.	3	7t	25	13t	25	22t	28		22t	20	30
Brissett, Mia.	23	27	26	31	33	35t	33		6t	11	31
*Lawrence, Jac.	9	18t	33	25	31	14t	18		32t	32	32
*Z. Wilson, NY-J	15	26	32	28	29	27t	31		32t	33	33

WEEK 3 / THROUGH MONDAY, SEPTEMBER 27, 2021

NFL / FOURTH-QUARTER PASSING LEADERS

Rank	Player, Team	Att	Comp	Comp%	Yards	YPA	TD	TD%	Int	Int%	Rating
1)	Stafford, LA-R	17	14	82.4	155	9.12	2	11.8	0	0.0	143.9
2)	Wilson, Sea.	25	18	72.0	246	9.84	2	8.0	0	0.0	129.8
3)	Carr, L.V.	29	20	69.0	308	10.62	2	6.9	0	0.0	126.8
4)	Hurts, Phi.	26	20	76.9	212	8.15	2	7.7	0	0.0	125.8
5)	Prescott, Dal.	23	18	78.3	155	6.74	2	8.7	0	0.0	123.7
6)	Bridgewater, Den.	11	10	90.9	127	11.55	0	0.0	0	0.0	114.8
7)	Mahomes, K.C.	22	14	63.6	191	8.68	3	13.6	1	4.5	111.9
8)	Herbert, LA-C	31	19	61.3	285	9.19	3	9.7	1	3.2	110.3
9)	Tannehill, Ten.	25	20	80.0	174	6.96	1	4.0	0	0.0	109.0
10)	K. Murray, Ariz	19	16	84.2	173	9.11	0	0.0	0	0.0	104.6
11)	Garoppolo, S.F.	21	13	61.9	176	8.38	1	4.8	0	0.0	104.5
12)	Roethlisberger, Pit.	48	34	70.8	333	6.94	2	4.2	0	0.0	103.9
13)	Brady, T.B.	45	32	71.1	290	6.44	2	4.4	0	0.0	103.0
14)	Heinicke, Was.	30	21	70.0	223	7.43	2	6.7	1	3.3	99.7
15)	Wentz, Ind.	31	19	61.3	242	7.81	1	3.2	0	0.0	96.4
16)	Cousins, Min.	33	24	72.7	247	7.48	0	0.0	0	0.0	93.9
17)	*Mills, Hou.	22	13	59.1	140	6.36	1	4.5	0	0.0	93.0
18)	J. Winston, N.O.	12	6	50.0	113	9.42	2	16.7	1	8.3	87.8
19)	Allen, Buf.	21	14	66.7	147	7.00	0	0.0	0	0.0	86.8
20)	Goff, Det.	51	35	68.6	355	6.96	1	2.0	1	2.0	86.6
21)	Darnold, Car.	24	16	66.7	163	6.79	0	0.0	0	0.0	85.9
22)	Aa. Rodgers, G.B.	19	10	52.6	97	5.11	1	5.3	0	0.0	84.8
23)	Burrow, Cin.	15	8	53.3	126	8.40	2	13.3	3	20.0	81.5
24)	Brissett, Mia.	23	16	69.6	104	4.52	0	0.0	0	0.0	78.9
25)	Jones, NY-G	33	18	54.5	199	6.03	0	0.0	0	0.0	72.7
26)	Ryan, Atl.	35	25	71.4	199	5.69	1	2.9	2	5.7	71.0
27)	Jackson, Bal.	15	9	60.0	156	10.40	0	0.0	1	6.7	67.6
28)	*M. Jones, N.E.	34	20	58.8	139	4.09	1	2.9	1	2.9	65.7
29)	*Lawrence, Jac.	40	24	60.0	248	6.20	1	2.5	2	5.0	65.4
30)	*Z. Wilson, NY-J	42	23	54.8	294	7.00	1	2.4	2	4.8	65.0
31)	Mayfield, Cle.	16	11	68.8	119	7.44	0	0.0	1	6.3	64.3
32)	Dalton, Chi.	10	5	50.0	39	3.90	0	0.0	0	0.0	60.0
33)	*Fields, Chi.	14	3	21.4	15	1.07	0	0.0	1	7.1	9.8

NFL / THIRD-DOWN PASSING LEADERS

Rank	Player, Team	Att	Comp	Comp%	Yards	YPA	TD	TD%	Int	Int%	Rating
1)	Stafford, LA-R	27	19	70.4	275	10.19	3	11.1	0	0.0	140.2
2)	Garoppolo, S.F.	22	15	68.2	247	11.23	2	9.1	0	0.0	136.0
3)	Prescott, Dal.	24	19	79.2	221	9.21	2	8.3	0	0.0	132.8
4)	T. Taylor, Hou.	18	13	72.2	221	12.28	1	5.6	0	0.0	131.9
5)	Carr, L.V.	29	21	72.4	402	13.86	2	6.9	1	3.4	123.1
6)	Hurts, Phi.	24	15	62.5	204	8.50	2	8.3	0	0.0	117.4
7)	Wilson, Sea.	17	7	41.2	150	8.82	2	11.8	0	0.0	112.4
8)	K. Murray, Ariz	22	14	63.6	186	8.45	4	18.2	1	4.5	111.0
9)	Allen, Buf.	28	15	53.6	158	5.64	4	14.3	0	0.0	109.8
10)	Darnold, Car.	25	19	76.0	171	6.84	1	4.0	0	0.0	107.3
11)	Cousins, Min.	32	24	75.0	247	7.72	1	3.1	0	0.0	107.2
12)	Aa. Rodgers, G.B.	22	13	59.1	212	9.64	2	9.1	1	4.5	102.8
13)	Jones, NY-G	26	18	69.2	256	9.85	0	0.0	0	0.0	100.8
14)	Bridgewater, Den.	27	19	70.4	244	9.04	0	0.0	0	0.0	98.4
15)	Herbert, LA-C	34	24	70.6	319	9.38	1	2.9	1	2.9	97.5
16)	Burrow, Cin.	26	19	73.1	217	8.35	1	3.8	1	3.8	94.6
17)	J. Winston, N.O.	19	11	57.9	118	6.21	3	15.8	1	5.3	93.9
18)	Mahomes, K.C.	22	15	68.2	180	8.18	2	9.1	2	9.1	85.4
19)	Ryan, Atl.	31	21	67.7	216	6.97	1	3.2	1	3.2	84.9
20)	Brissett, Mia.	25	18	72.0	127	5.08	0	0.0	0	0.0	83.3
21)	Goff, Det.	26	17	65.4	151	5.81	1	3.8	1	3.8	77.6
22)	Brady, T.B.	27	15	55.6	119	4.41	2	7.4	1	3.7	76.0
23)	Wentz, Ind.	25	13	52.0	142	5.68	1	4.0	1	4.0	65.8
24)	*M. Jones, N.E.	34	21	61.8	192	5.65	0	0.0	1	2.9	64.8
25)	Jackson, Bal.	16	7	43.8	98	6.13	3	18.8	3	18.8	64.1
26)	Mayfield, Cle.	16	10	62.5	117	7.31	0	0.0	1	6.3	58.6
27)	Heinicke, Was.	18	11	61.1	123	6.83	0	0.0	1	5.6	58.3
28)	*Lawrence, Jac.	27	11	40.7	145	5.37	1	3.7	1	3.7	55.3
29)	Roethlisberger, Pit.	39	22	56.4	261	6.69	1	2.6	3	7.7	53.5
30)	Tannehill, Ten.	27	14	51.9	135	5.00	2	7.4	3	11.1	51.2
31)	*Z. Wilson, NY-J	23	9	39.1	89	3.87	1	4.3	1	4.3	47.2

WEEK 3 / THROUGH MONDAY, SEPTEMBER 27, 2021**NFL / LEADING RUSHERS**

Rank	Player, Team	Att	Yards	Avg	Long	TD
1)	Henry, Ten.	80	353	4.4	60t	3
2)	Mixon, Cin.	67	286	4.3	27	1
3)	Chubb, Cle.	48	262	5.5	26t	3
4)	Jackson, Bal. (QB)	35	251	7.2	31	2
5)	Montgomery, Chi.	46	203	4.4	41	1
6)	Carson, Sea.	41	202	4.9	33	3
7)	McCaffrey, Car.	52	201	3.9	18	1
8)	Elliott, Dal.	44	199	4.5	19	3
9)	Gordon, Den.	42	193	4.6	70t	2
10)	Cook, Min.	42	192	4.6	17	1
11)	Gibson, Was.	45	190	4.2	27	0
12)	Edwards-Helaire, K.C.	44	189	4.3	14	0
13)	Pollard, Dal.	27	183	6.8	28	1
14)	Singletery, Buf.	35	180	5.1	46t	1
15)	Hurts, Phi. (QB)	26	179	6.9	27	1
16)	Kamara, N.O.	52	177	3.4	14	0
17)	Harris, N.E.	45	176	3.9	35	1
18)	Taylor, Ind.	42	171	4.1	23	0
19)	Ekeler, LA-C	35	166	4.7	20	1
20)	Hunt, Cle.	29	165	5.7	29t	2
21)	T. Williams, Bal.	27	164	6.1	35t	1
22)	Jones, NY-G (QB)	23	161	7.0	46	2
23)	J. Robinson, Jac.	31	160	5.2	21	1
24)	Jones, G.B.	41	158	3.9	12	2
25)	Sanders, Phi.	30	156	5.2	24	0
26)	Ingram, Hou.	46	147	3.2	11	1
27)	*Mitchell, S.F.	36	146	4.1	38t	1
28)	Barber, L.V.	36	143	4.0	27	1
29)	Gaskin, Mia.	27	139	5.1	18	0
30)	*J. Williams, Den.	39	138	3.5	16	1
31)	M. Davis, Atl.	36	137	3.8	12	0
32)	Edmonds, Ariz	31	135	4.4	16	0
33)	Barkley, NY-G	39	134	3.4	41	1
34)	Mattison, Min.	30	125	4.2	24	0
35t)	*Harris, Pit.	40	123	3.1	20	0
35t)	Henderson, LA-R	29	123	4.2	15	2
35t)	Swift, Det.	33	123	3.7	16	1
38)	Conner, Ariz	35	122	3.5	11	2
39)	J. Williams, Det.	28	121	4.3	20	2
40)	Michel, LA-R	31	115	3.7	15	0
41)	Tannehill, Ten. (QB)	11	100	9.1	28	1
42)	Hyde, Jac.	19	95	5.0	18	0
43t)	Fournette, T.B.	24	92	3.8	10	0
43t)	Murray, Bal.	26	92	3.5	8t	2
45)	*Michael Carter, NY-J	24	89	3.7	14	0
46)	Allen, Buf. (QB)	18	88	4.9	15	1
47)	Moss, Buf.	21	86	4.1	10	2
48)	Patterson, Atl.	21	85	4.0	14	1
49)	T. Johnson, NY-J	19	82	4.3	17	0
50)	K. Murray, Ariz (QB)	17	70	4.1	12t	3

WEEK 3 / THROUGH MONDAY, SEPTEMBER 27, 2021**NFL / THIRD-AND-ONE RUSHING LEADERS**

Rank	Player, Team	Att	FD	Pct
1t)	Carson, Sea.	3	3	100.0
1t)	Garoppolo, S.F.	3	3	100.0
1t)	Harris, N.E.	3	3	100.0
1t)	Henry, Ten.	3	3	100.0
1t)	Brissett, Mia.	2	2	100.0
1t)	Darnold, Car.	2	2	100.0
1t)	Elliott, Dal.	2	2	100.0
1t)	Herbert, LA-C	2	2	100.0
1t)	Jones, NY-G	2	2	100.0
1t)	*M. Jones, N.E.	2	2	100.0
1t)	R. Jones, T.B.	2	2	100.0
1t)	McKissic, Was.	2	2	100.0
1t)	Michel, LA-R	2	2	100.0
1t)	Penny, NY-G	2	2	100.0
1t)	Tannehill, Ten.	2	2	100.0
1t)	J. Winston, N.O.	2	2	100.0
1t)	Allen, Buf.	1	1	100.0
1t)	B. Bell, K.C.	1	1	100.0
1t)	Burton, K.C.	1	1	100.0
1t)	Carr, L.V.	1	1	100.0
1t)	Chubb, Cle.	1	1	100.0
1t)	Coleman, NY-J	1	1	100.0
1t)	Fournette, T.B.	1	1	100.0
1t)	*Gainwell, Phi.	1	1	100.0
1t)	Ham, Min.	1	1	100.0
1t)	*Harris, Pit.	1	1	100.0
1t)	T. Hill, N.O.	1	1	100.0
1t)	Hyde, Jac.	1	1	100.0
1t)	Jackson, Bal.	1	1	100.0
1t)	Jacobs, L.V.	1	1	100.0
1t)	Janovich, Cle.	1	1	100.0
1t)	T. Johnson, NY-J	1	1	100.0
1t)	Jones, G.B.	1	1	100.0
1t)	Juszczyk, S.F.	1	1	100.0
1t)	Keenum, Cle.	1	1	100.0
1t)	Mariota, L.V.	1	1	100.0
1t)	Mattison, Min.	1	1	100.0
1t)	McKenzie, Buf.	1	1	100.0
1t)	D.J. Moore, Car.	1	1	100.0
1t)	Nabers, LA-C	1	1	100.0
1t)	Pollard, Dal.	1	1	100.0
1t)	Ricard, Bal.	1	1	100.0
1t)	*Sargent, Ten.	1	1	100.0
1t)	Swift, Det.	1	1	100.0
1t)	White, N.E.	1	1	100.0
1t)	J. Williams, Det.	1	1	100.0
1t)	Wilson, Sea.	1	1	100.0
1t)	*Z. Wilson, NY-J	1	1	100.0
49)	Taylor, Ind.	4	3	75.0
50t)	Gibson, Was.	3	2	66.7
50t)	Montgomery, Chi.	3	2	66.7

WEEK 3 / THROUGH MONDAY, SEPTEMBER 27, 2021**NFL / LEADERS IN RECEPTIONS**

Rank	Player, Team	Rec	Yards	Avg	Long	TD
1t)	Kupp, LA-R	25	367	14.7	56t	5
1t)	D. Adams, G.B.	25	309	12.4	50	1
3t)	Cooks, Hou.	23	322	14.0	52	1
3t)	Beasley, Buf.	23	194	8.4	22	0
5t)	Williams, LA-C	22	295	13.4	43	4
5t)	D.J. Moore, Car.	22	285	13.0	29	1
5t)	*Waddle, Mia.	22	167	7.6	36	1
8t)	Allen, LA-C	21	258	12.3	42	1
8t)	Thielen, Min.	21	181	8.6	24t	4
10t)	Samuel, S.F.	20	334	16.7	79t	1
10t)	Kelce, K.C. (TE)	20	289	14.5	46t	3
10t)	Jefferson, Min.	20	254	12.7	34	2
10t)	Waller, L.V. (TE)	20	224	11.2	25	1
10t)	Ridley, Atl.	20	175	8.8	22	1
10t)	*Harris, Pit. (RB)	20	149	7.5	25t	1
16t)	Hill, K.C.	19	267	14.1	75t	1
16t)	Godwin, T.B.	19	241	12.7	26	2
16t)	McLaurin, Was.	19	231	12.2	37	1
16t)	Diggs, Buf.	19	191	10.1	41	1
16t)	Cooper, Dal.	19	189	9.9	28	2
16t)	Meyers, N.E.	19	176	9.3	27	0
16t)	Swift, Det. (RB)	19	166	8.7	43t	1
23t)	Lamb, Dal.	18	251	13.9	44	1
23t)	Shepard, NY-G	18	223	12.4	37t	1
23t)	Hockenson, Det. (TE)	18	173	9.6	23	2
26t)	Pittman, Ind.	17	220	12.9	42	0
26t)	M. Jones, Jac.	17	194	11.4	33	2
28t)	Lockett, Sea.	16	309	19.3	69t	3
28t)	Metcalfe, Sea.	16	220	13.8	30	2
28t)	Evans, T.B.	16	205	12.8	26	2
28t)	Renfrow, L.V.	16	204	12.8	27	1
28t)	Gronkowski, T.B. (TE)	16	184	11.5	26	4
28t)	McCaffrey, Car. (RB)	16	163	10.2	32	0
28t)	Edmonds, Ariz (RB)	16	121	7.6	36	0
35t)	Kirk, Ariz	15	239	15.9	35	2
35t)	Brown, Bal.	15	235	15.7	42t	2
35t)	Claypool, Pit.	15	211	14.1	52	0
35t)	Sutton, Den.	15	210	14.0	55	0
35t)	Kittle, S.F. (TE)	15	187	12.5	39	0
35t)	Ekeler, LA-C (RB)	15	113	7.5	20	1
41t)	Osborn, Min.	14	193	13.8	64t	1
41t)	Berrios, NY-J	14	150	10.7	27	0
41t)	Schultz, Dal. (TE)	14	143	10.2	22t	2
41t)	Boyd, Cin.	14	141	10.1	22	1
41t)	D. Johnson, Pit.	14	141	10.1	41	1
41t)	M. Davis, Atl. (RB)	14	68	4.9	12	0
47t)	Andrews, Bal. (TE)	13	186	14.3	41	0
47t)	*Moore, Ariz	13	183	14.1	77t	1
47t)	Parker, Mia.	13	165	12.7	30	0
47t)	Hopkins, Ariz	13	158	12.2	38	3
47t)	Patterson, Atl. (RB)	13	153	11.8	28	1
47t)	Drake, L.V. (RB)	13	138	10.6	21	0
47t)	Gesicki, Mia. (TE)	13	127	9.8	27	0
47t)	Conklin, Min. (TE)	13	126	9.7	27	1
47t)	Smith-Schuster, Pit.	13	118	9.1	24	0
47t)	Reagor, Phi.	13	107	8.2	24	1
47t)	Shenault, Jac.	13	95	7.3	20	0
47t)	J. Williams, Det. (RB)	13	93	7.2	15	0
47t)	Bernard, T.B. (RB)	13	79	6.1	32	1

WEEK 3 / THROUGH MONDAY, SEPTEMBER 27, 2021**NFL / RECEIVING YARDAGE LEADERS**

Rank	Player, Team	Yards	Rec	Avg	Long	TD
1)	Kupp, LA-R	367	25	14.7	56t	5
2)	Samuel, S.F.	334	20	16.7	79t	1
3)	Cooks, Hou.	322	23	14.0	52	1
4t)	D. Adams, G.B.	309	25	12.4	50	1
4t)	Lockett, Sea.	309	16	19.3	69t	3
6)	Williams, LA-C	295	22	13.4	43	4
7)	Kelce, K.C. (TE)	289	20	14.5	46t	3
8)	D.J. Moore, Car.	285	22	13.0	29	1
9)	Hill, K.C.	267	19	14.1	75t	1
10)	Allen, LA-C	258	21	12.3	42	1
11)	Jefferson, Min.	254	20	12.7	34	2
12)	Lamb, Dal.	251	18	13.9	44	1
13)	Godwin, T.B.	241	19	12.7	26	2
14)	Kirk, Ariz	239	15	15.9	35	2
15)	Ruggs III, L.V.	237	11	21.5	61t	1
16)	Brown, Bal.	235	15	15.7	42t	2
17)	McLaurin, Was.	231	19	12.2	37	1
18)	Waller, L.V. (TE)	224	20	11.2	25	1
19)	Shepard, NY-G	223	18	12.4	37t	1
20t)	*Chase, Cin.	220	11	20.0	50t	4
20t)	Metcalf, Sea.	220	16	13.8	30	2
20t)	Pittman, Ind.	220	17	12.9	42	0
23)	Claypool, Pit.	211	15	14.1	52	0
24t)	Edwards, L.V.	210	10	21.0	34	0
24t)	Sutton, Den.	210	15	14.0	55	0
26)	Watkins, Bal.	208	12	17.3	49	0
27)	Evans, T.B.	205	16	12.8	26	2
28t)	Ju. Jones, Ten.	204	12	17.0	51	0
28t)	Renfrow, L.V.	204	16	12.8	27	1
30t)	Beasley, Buf.	194	23	8.4	22	0
30t)	M. Jones, Jac.	194	17	11.4	33	2
30t)	Sanders, Buf.	194	11	17.6	41	2
33)	Osborn, Min.	193	14	13.8	64t	1
34)	Diggs, Buf.	191	19	10.1	41	1
35)	Cooper, Dal.	189	19	9.9	28	2
36)	Kittle, S.F. (TE)	187	15	12.5	39	0
37t)	Andrews, Bal. (TE)	186	13	14.3	41	0
37t)	Watkins, Phi.	186	7	26.6	91	0
39)	Gronkowski, T.B. (TE)	184	16	11.5	26	4
40)	*Moore, Ariz	183	13	14.1	77t	1
41t)	Green, Ariz	181	10	18.1	36	1
41t)	Thielen, Min.	181	21	8.6	24t	4
43)	Meyers, N.E.	176	19	9.3	27	0
44)	Ridley, Atl.	175	20	8.8	22	1
45)	T. Patrick, Den.	174	12	14.5	31	2
46)	Hockenson, Det. (TE)	173	18	9.6	23	2
47)	*Waddle, Mia.	167	22	7.6	36	1
48t)	Golladay, NY-G	166	11	15.1	19	0
48t)	Swift, Det. (RB)	166	19	8.7	43t	1
50)	Parker, Mia.	165	13	12.7	30	0

WEEK 3 / THROUGH MONDAY, SEPTEMBER 27, 2021

NFL / THIRD-DOWN RECEIVING LEADERS

Rank	Player, Team	Rec	Yards	Avg	Long	TD
1t)	Samuel, S.F.	8	152	19.0	79t	1
1t)	Allen, LA-C	8	113	14.1	42	0
3t)	Cooks, Hou.	7	153	21.9	52	1
3t)	Shepard, NY-G	7	89	12.7	20	0
3t)	Ridley, Atl.	7	80	11.4	22	0
3t)	Jefferson, Min.	7	74	10.6	13	0
3t)	*Waddle, Mia.	7	55	7.9	14	0
3t)	Bernard, T.B. (RB)	7	32	4.6	10	0
9t)	D. Adams, G.B.	6	104	17.3	50	0
9t)	Renfrow, L.V.	6	81	13.5	25	1
9t)	*Chase, Cin.	6	79	13.2	17	0
9t)	D.J. Moore, Car.	6	76	12.7	29	1
9t)	Meyers, N.E.	6	75	12.5	27	0
9t)	Osborn, Min.	6	73	12.2	25	0
9t)	*Harris, Pit. (RB)	6	68	11.3	25t	1
9t)	Thielen, Min.	6	55	9.2	15t	1
9t)	Kupp, LA-R	6	54	9.0	17	0
18t)	Kelce, K.C. (TE)	5	73	14.6	23	1
18t)	Pittman, Ind.	5	70	14.0	42	0
18t)	Parker, Mia.	5	69	13.8	30	0
18t)	Cooper, Dal.	5	68	13.6	21t	1
18t)	Boyd, Cin.	5	66	13.2	22	1
18t)	Hill, K.C.	5	65	13.0	22	0
18t)	Schultz, Dal. (TE)	5	58	11.6	22t	1
18t)	Woods, LA-R	5	53	10.6	20	1
18t)	Higbee, LA-R (TE)	5	43	8.6	12	1
18t)	Gesicki, Mia. (TE)	5	42	8.4	18	0
18t)	*Marshall Jr., Car.	5	42	8.4	11	0
18t)	White, N.E. (RB)	5	42	8.4	26	0
18t)	Hockenson, Det. (TE)	5	37	7.4	15	1
31t)	Ruggs III, L.V.	4	137	34.3	61t	1
31t)	Kirk, Ariz	4	78	19.5	26t	2
31t)	Waller, L.V. (TE)	4	68	17.0	24	0
31t)	Cook, LA-C (TE)	4	67	16.8	23	0
31t)	Williams, LA-C	4	54	13.5	27	1
31t)	Robinson, Chi.	4	49	12.3	18	1
31t)	*Pitts, Atl. (TE)	4	48	12.0	24	0
31t)	Reagor, Phi.	4	42	10.5	24	0
31t)	Claypool, Pit.	4	38	9.5	16	0
31t)	Diggs, Buf.	4	34	8.5	13	1
31t)	Henry, N.E. (TE)	4	31	7.8	10	0
31t)	Fant, Den. (TE)	4	30	7.5	9	0
31t)	Edmonds, Ariz (RB)	4	28	7.0	7	0
31t)	Kamara, N.O. (RB)	4	27	6.8	11t	1
31t)	Ekeler, LA-C (RB)	4	26	6.5	14	0
31t)	McCaffrey, Car. (RB)	4	22	5.5	9	0
47t)	Swain, Sea.	3	87	29.0	68t	1
47t)	Davis, Buf.	3	63	21.0	37	1
47t)	Hamler, Den.	3	60	20.0	28	0
47t)	M. Jones, Jac.	3	51	17.0	25t	1
47t)	T. Patrick, Den.	3	48	16.0	31	0
47t)	Drake, L.V. (RB)	3	47	15.7	21	0
47t)	Lamb, Dal.	3	47	15.7	31	0
47t)	Ju. Jones, Ten.	3	43	14.3	17	0
47t)	*C. Evans, Cin. (RB)	3	40	13.3	14	0
47t)	Thomas, Was. (TE)	3	40	13.3	15	0
47t)	Gronkowski, T.B. (TE)	3	39	13.0	20t	2
47t)	Gordon, Den. (RB)	3	37	12.3	21	0
47t)	Jeudy, Den.	3	37	12.3	20	0
47t)	Godwin, T.B.	3	34	11.3	19	0
47t)	C. Johnson, NY-G	3	34	11.3	16	0
47t)	Smith-Schuster, Pit.	3	34	11.3	17	0
47t)	Callaway, N.O.	3	30	10.0	13	1
47t)	McKissic, Was. (RB)	3	30	10.0	12	0
47t)	Hopkins, Ariz	3	28	9.3	15t	2
47t)	Rogers, Ten.	3	28	9.3	12	1
47t)	Doyle, Ind. (TE)	3	26	8.7	12	0
47t)	Mooney, Chi.	3	26	8.7	11	0
47t)	McNichols, Ten. (RB)	3	25	8.3	10t	1
47t)	Arnold, Car.-Jac. (TE)	3	24	8.0	12	0
47t)	Jarwin, Dal. (TE)	3	24	8.0	10	0
47t)	Kmet, Chi. (TE)	3	24	8.0	11	0
47t)	Beasley, Buf.	3	23	7.7	10	0
47t)	*Freiermuth, Pit. (TE)	3	22	7.3	14	0
47t)	Humphries, Was.	3	21	7.0	7	0
47t)	Hurst, Atl. (TE)	3	20	6.7	9	0
47t)	J. Robinson, Jac. (RB)	3	20	6.7	15	0

47t) J. Williams, Det. (RB)	3	19	6.3	7	0
47t) Swift, Det. (RB)	3	18	6.0	9	0
47t) Raymond, Det.	3	17	5.7	11	0

WEEK 3 / THROUGH MONDAY, SEPTEMBER 27, 2021**NFL / LEADING SCORERS, NONKICKERS**

Rank	Player, Team	TD	Rush	Rec	Ret	X2	Pts
1t)	Jones, G.B. (RB)	5	2	3	0	0	30
1t)	Kupp, LA-R (WR)	5	0	5	0	0	30
3)	Williams, LA-C (WR)	4	0	4	0	1	26
4t)	*Chase, Cin. (WR)	4	0	4	0	0	24
4t)	Gronkowski, T.B. (TE)	4	0	4	0	0	24
4t)	Thielen, Min. (WR)	4	0	4	0	0	24
7)	Henry, Ten. (RB)	3	3	0	0	1	20
8t)	Carson, Sea. (RB)	3	3	0	0	0	18
8t)	Chubb, Cle. (RB)	3	3	0	0	0	18
8t)	Darnold, Car. (QB)	3	3	0	0	0	18
8t)	Elliott, Dal. (RB)	3	3	0	0	0	18
8t)	Godwin, T.B. (WR)	3	1	2	0	0	18
8t)	Hopkins, Ariz (WR)	3	0	3	0	0	18
8t)	Kelce, K.C. (TE)	3	0	3	0	0	18
8t)	Lockett, Sea. (WR)	3	0	3	0	0	18
8t)	Moss, Buf. (RB)	3	2	1	0	0	18
8t)	K. Murray, Ariz (QB)	3	3	0	0	0	18
8t)	Pascal, Ind. (WR)	3	0	3	0	0	18
19t)	Cephus, Det. (WR)	2	0	2	0	1	14
19t)	Ekeler, LA-C (RB)	2	1	1	0	1	14
19t)	Hockenson, Det. (TE)	2	0	2	0	1	14
19t)	Hunt, Cle. (RB)	2	2	0	0	1	14
19t)	Jones, NY-G (QB)	2	2	0	0	1	14
24t)	Agnew, Jac. (WR)	2	0	0	2	0	12
24t)	Brown, Bal. (WR)	2	0	2	0	0	12
24t)	Chark, Jac. (WR)	2	0	2	0	0	12
24t)	Conner, Ariz (RB)	2	2	0	0	0	12
24t)	Cooper, Dal. (WR)	2	0	2	0	0	12
24t)	C. Davis, NY-J (WR)	2	0	2	0	0	12
24t)	Duvernay, Bal. (WR)	2	0	1	1	0	12
24t)	Edwards, T.B. (DB)	2	0	0	2	0	12
24t)	Evans, T.B. (WR)	2	0	2	0	0	12
24t)	Gordon, Den. (RB)	2	2	0	0	0	12
24t)	Henderson, LA-R (RB)	2	2	0	0	0	12
24t)	Higgins, Cin. (WR)	2	0	2	0	0	12
24t)	Jackson, Bal. (QB)	2	2	0	0	0	12
24t)	Jacobs, L.V. (RB)	2	2	0	0	0	12
24t)	Jefferson, Min. (WR)	2	0	2	0	0	12
24t)	Ju. Johnson, N.O. (TE)	2	0	2	0	0	12
24t)	M. Jones, Jac. (WR)	2	0	2	0	0	12
24t)	Kamara, N.O. (RB)	2	0	2	0	0	12
24t)	Kirk, Ariz (WR)	2	0	2	0	0	12
24t)	Knox, Buf. (TE)	2	0	2	0	0	12
24t)	Lindsay, Hou. (RB)	2	1	1	0	0	12
24t)	Metcalfe, Sea. (WR)	2	0	2	0	0	12
24t)	Murray, Bal. (RB)	2	2	0	0	0	12
24t)	T. Patrick, Den. (WR)	2	0	2	0	0	12
24t)	Patterson, Atl. (RB)	2	1	1	0	0	12
24t)	Sanders, Buf. (WR)	2	0	2	0	0	12
24t)	Schultz, Dal. (TE)	2	0	2	0	0	12
24t)	Swift, Det. (RB)	2	1	1	0	0	12
24t)	Thomas, Was. (TE)	2	0	2	0	0	12
24t)	J. Williams, Det. (RB)	2	2	0	0	0	12

WEEK 3 / THROUGH MONDAY, SEPTEMBER 27, 2021**NFL / LEADING SCORERS, KICKERS**

Rank	Player, Team	PAT	FG	Pct	Long	Pts
1t)	Carlson, L.V.	7/ 8	9/ 9	1.000	55	34
1t)	McManus, Den.	7/ 7	9/ 9	1.000	47	34
3)	Folk, N.E.	3/ 4	9/ 9	1.000	49	30
4)	Gay, LA-R	11/11	6/ 6	1.000	53	29
5t)	Bass, Buf.	10/10	6/ 7	.857	48	28
5t)	Tucker, Bal.	7/ 7	7/ 8	.875	66	28
7)	Joseph, Min.	9/10	6/ 7	.857	53	27
8t)	Hopkins, Was.	7/ 7	6/ 7	.857	49	25
8t)	Prater, Ariz	13/13	4/ 6	.667	62	25
10t)	Blankenship, Ind.	3/ 3	7/ 8	.875	48	24
10t)	Gano, NY-G	3/ 3	7/ 7	1.000	55	24
10t)	McLaughlin, Cle.	9/ 9	5/ 5	1.000	57	24
10t)	Zuerlein, Dal.	9/11	5/ 7	.714	56	24
14)	Vizcaino, LA-C	3/ 5	6/ 7	.857	46	21
15t)	Boswell, Pit.	5/ 5	5/ 6	.833	56	20
15t)	Bullock, Ten.	5/ 5	5/ 6	.833	36	20
15t)	Butker, K.C.	11/11	3/ 3	1.000	43	20
15t)	Crosby, G.B.	8/ 8	4/ 4	1.000	54	20
15t)	Gould, S.F.	11/11	3/ 4	.750	52	20
15t)	*McPherson, Cin.	8/ 8	4/ 4	1.000	53	20
21t)	Slye, Hou.	7/ 8	4/ 5	.800	53	19
21t)	Succop, T.B.	13/14	2/ 3	.667	36	19
23t)	Koo, Atl.	4/ 4	4/ 4	1.000	40	16
23t)	Santos, Chi.	4/ 4	4/ 4	1.000	47	16
25)	Myers, Sea.	9/10	2/ 3	.667	53	15
26)	Gonzalez, Det.-Car.	5/ 6	3/ 4	.750	42	14
27t)	Rosas, N.O.	10/10	1/ 3	.333	44	13
27t)	Sanders, Mia.	4/ 4	3/ 4	.750	50	13
29t)	Elliott, Phi.	6/ 6	2/ 3	.667	45	12
29t)	Santoso, Car.-Ten.-Det.	3/ 4	3/ 3	1.000	35	12
31)	Seibert, Det.	4/ 4	2/ 3	.667	49	10
32)	*Ammendola, NY-J	0/ 0	2/ 3	.667	35	6
33)	Lambo, Jac.	5/ 7	0/ 3	.000	--	5
34)	Badgley, Ten.	1/ 2	0/ 1	.000	--	1

NFL / TOUCHBACKS ON KICKOFFS

Rank	Player, Team	TB
1)	Prater, Ariz	16
2t)	Butker, K.C.	15
2t)	Joseph, Min.	15
2t)	Zuerlein, Dal.	15
5t)	Bass, Buf.	14
5t)	McManus, Den.	14
7t)	Carlson, L.V.	13
7t)	Gay, LA-R	13
7t)	Pinion, T.B.	13
7t)	Slye, Hou.	13
11t)	Rosas, N.O.	12
11t)	Tucker, Bal.	12
13)	*McPherson, Cin.	11
14t)	Elliott, Phi.	10
14t)	Hopkins, Was.	10
16t)	Bailey, N.E.	9
16t)	Sanders, Mia.	9
16t)	Santoso, Car.-Ten.-Det.	9
16t)	Vizcaino, LA-C	9
20t)	Crosby, G.B.	8
20t)	McLaughlin, Cle.	8
20t)	Santos, Chi.	8
23t)	Bullock, Ten.	7
23t)	Gano, NY-G	7
23t)	Lambo, Jac.	7
26t)	Boswell, Pit.	6
26t)	Myers, Sea.	6
26t)	Sanchez, Ind.	6
26t)	Wishnowsky, S.F.	6
30t)	Gould, S.F.	4
30t)	Nizialek, Atl.	4
32t)	*Ammendola, NY-J	3
32t)	Gonzalez, Det.-Car.	3
34t)	Badgley, Ten.	2
34t)	Seibert, Det.	2

WEEK 3 / THROUGH MONDAY, SEPTEMBER 27, 2021

NFL / MOST YARDS FROM SCRIMMAGE

Rank	Player, Team	Total			Rushing			Receiving		
		Yards	Att+Rec	Avg	Yards	Att	Avg	Yards	Rec	Avg
1)	Henry, Ten. (RB)	458	92	5.0	353	80	4.4	105	12	8.8
2)	McCaffrey, Car. (RB)	364	68	5.4	201	52	3.9	163	16	10.2
3)	Kupp, LA-R (WR)	362	26	13.9	-5	1	-5.0	367	25	14.7
4)	Samuel, S.F. (WR)	342	24	14.3	8	4	2.0	334	20	16.7
5)	Cooks, Hou. (WR)	327	24	13.6	5	1	5.0	322	23	14.0
6)	Mixon, Cin. (RB)	315	73	4.3	286	67	4.3	29	6	4.8
7t)	D. Adams, G.B. (WR)	309	25	12.4	0	0	---	309	25	12.4
7t)	Lockett, Sea. (WR)	309	16	19.3	0	0	---	309	16	19.3
9)	D.J. Moore, Car. (WR)	298	24	12.4	13	2	6.5	285	22	13.0
10)	Hill, K.C. (WR)	297	22	13.5	30	3	10.0	267	19	14.1
11)	Williams, LA-C (WR)	295	22	13.4	0	0	---	295	22	13.4
12t)	Kelce, K.C. (TE)	289	20	14.5	0	0	---	289	20	14.5
12t)	Swift, Det. (RB)	289	52	5.6	123	33	3.7	166	19	8.7
14)	Gibson, Was. (RB)	285	51	5.6	190	45	4.2	95	6	15.8
15)	Chubb, Cle. (RB)	283	51	5.5	262	48	5.5	21	3	7.0
16)	Ekeler, LA-C (RB)	279	50	5.6	166	35	4.7	113	15	7.5
17)	*Harris, Pit. (RB)	272	60	4.5	123	40	3.1	149	20	7.5
18t)	Gordon, Den. (RB)	269	48	5.6	193	42	4.6	76	6	12.7
18t)	Hunt, Cle. (RB)	269	39	6.9	165	29	5.7	104	10	10.4
20)	Lamb, Dal. (WR)	263	20	13.2	12	2	6.0	251	18	13.9
21)	Allen, LA-C (WR)	258	21	12.3	0	0	---	258	21	12.3
22)	Edmonds, Ariz (RB)	256	47	5.4	135	31	4.4	121	16	7.6
23)	Jefferson, Min. (WR)	254	20	12.7	0	0	---	254	20	12.7
24t)	Cook, Min. (RB)	252	50	5.0	192	42	4.6	60	8	7.5
24t)	Elliott, Dal. (RB)	252	51	4.9	199	44	4.5	53	7	7.6
24t)	Montgomery, Chi. (RB)	252	52	4.8	203	46	4.4	49	6	8.2
24t)	J. Robinson, Jac. (RB)	252	43	5.9	160	31	5.2	92	12	7.7
28)	Jackson, Bal. (QB)	251	35	7.2	251	35	7.2	0	0	---
29)	Pollard, Dal. (RB)	248	35	7.1	183	27	6.8	65	8	8.1
30)	Ruggs III, L.V. (WR)	246	13	18.9	9	2	4.5	237	11	21.5
31)	Godwin, T.B. (WR)	243	20	12.2	2	1	2.0	241	19	12.7
32)	Taylor, Ind. (RB)	241	50	4.8	171	42	4.1	70	8	8.8
33)	Brown, Bal. (WR)	240	16	15.0	5	1	5.0	235	15	15.7
34t)	Kamara, N.O. (RB)	239	62	3.9	177	52	3.4	62	10	6.2
34t)	Kirk, Ariz (WR)	239	15	15.9	0	0	---	239	15	15.9
36)	Patterson, Atl. (RB)	238	34	7.0	85	21	4.0	153	13	11.8
37t)	Claypool, Pit. (WR)	233	17	13.7	22	2	11.0	211	15	14.1
37t)	Jones, G.B. (RB)	233	51	4.6	158	41	3.9	75	10	7.5
39)	McLaurin, Was. (WR)	231	19	12.2	0	0	---	231	19	12.2
40)	Carson, Sea. (RB)	230	46	5.0	202	41	4.9	28	5	5.6
41t)	Edwards-Helaire, K.C. (RB)	227	49	4.6	189	44	4.3	38	5	7.6
41t)	Sanders, Phi. (RB)	227	38	6.0	156	30	5.2	71	8	8.9
43)	Pittman, Ind. (WR)	225	18	12.5	5	1	5.0	220	17	12.9
44)	Waller, L.V. (TE)	224	20	11.2	0	0	---	224	20	11.2
45)	Metcalfe, Sea. (WR)	220	16	13.8	0	0	---	220	16	13.8
46)	*Chase, Cin. (WR)	218	12	18.2	-2	1	-2.0	220	11	20.0
47t)	Shepard, NY-G (WR)	214	19	11.3	-9	1	-9.0	223	18	12.4
47t)	J. Williams, Det. (RB)	214	41	5.2	121	28	4.3	93	13	7.2
49t)	Edwards, L.V. (WR)	210	10	21.0	0	0	---	210	10	21.0
49t)	Sutton, Den. (WR)	210	15	14.0	0	0	---	210	15	14.0

WEEK 3 / THROUGH MONDAY, SEPTEMBER 27, 2021**NFL / LEADERS IN FIRST DOWNS**

Rank	Player, Team	Rush	Rec	Tot
1)	Henry, Ten. (RB)	18	5	23
2t)	McCaffrey, Car. (RB)	7	12	19
2t)	Taylor, Ind. (RB)	16	3	19
4t)	Kelce, K.C. (TE)	0	17	17
4t)	D.J. Moore, Car. (WR)	1	16	17
6t)	Allen, LA-C (WR)	0	16	16
6t)	Cook, Min. (RB)	13	3	16
6t)	Godwin, T.B. (WR)	1	15	16
6t)	Kupp, LA-R (WR)	0	16	16
6t)	Swift, Det. (RB)	9	7	16
6t)	Williams, LA-C (WR)	0	16	16
12t)	D. Adams, G.B. (WR)	0	15	15
12t)	Chubb, Cle. (RB)	13	2	15
12t)	Jones, G.B. (RB)	9	6	15
12t)	J. Williams, Det. (RB)	9	6	15
16t)	Elliott, Dal. (RB)	12	2	14
16t)	Evans, T.B. (WR)	0	14	14
16t)	Hill, K.C. (WR)	2	12	14
16t)	Hunt, Cle. (RB)	9	5	14
16t)	Montgomery, Chi. (RB)	11	3	14
16t)	Pollard, Dal. (RB)	11	3	14
22t)	Cooks, Hou. (WR)	0	13	13
22t)	Ekeler, LA-C (RB)	7	6	13
22t)	*Harris, Pit. (RB)	6	7	13
22t)	Jackson, Bal. (QB)	13	0	13
22t)	Jefferson, Min. (WR)	0	13	13
22t)	Lamb, Dal. (WR)	1	12	13
22t)	Mixon, Cin. (RB)	11	2	13
22t)	Samuel, S.F. (WR)	0	13	13
30t)	Brown, Bal. (WR)	1	11	12
30t)	Cooper, Dal. (WR)	0	12	12
30t)	Gibson, Was. (RB)	10	2	12
30t)	Kamara, N.O. (RB)	8	4	12
30t)	McLaurin, Was. (WR)	0	12	12
30t)	Patterson, Atl. (RB)	6	6	12
30t)	J. Robinson, Jac. (RB)	8	4	12
30t)	Thielen, Min. (WR)	0	12	12
38t)	Diggs, Buf. (WR)	0	11	11
38t)	Hockenson, Det. (TE)	0	11	11
38t)	Kirk, Ariz (WR)	0	11	11
38t)	Metcalf, Sea. (WR)	0	11	11
38t)	Pittman, Ind. (WR)	0	11	11
38t)	Shepard, NY-G (WR)	0	11	11
44t)	Allen, Buf. (QB)	10	0	10
44t)	Barber, L.V. (RB)	9	1	10
44t)	Carson, Sea. (RB)	9	1	10
44t)	Claypool, Pit. (WR)	1	9	10
44t)	Gordon, Den. (RB)	8	2	10
44t)	Harris, N.E. (RB)	10	0	10
44t)	Henderson, LA-R (RB)	8	2	10
44t)	Mattison, Min. (RB)	7	3	10
44t)	Moss, Buf. (RB)	8	2	10
44t)	T. Patrick, Den. (WR)	0	10	10
44t)	Renfrow, L.V. (WR)	0	10	10
44t)	Sanders, Buf. (WR)	0	10	10
44t)	Waller, L.V. (TE)	0	10	10
44t)	*J. Williams, Den. (RB)	9	1	10

WEEK 3 / THROUGH MONDAY, SEPTEMBER 27, 2021

NFL / LEADING PUNTERS

Rank	Player, Team	No	Yards	Lg	Avg	TB	Blk	Dwn	OB	Opp Ret	In Yds	Net 20	Avg
1)	Cole, L.V.	14	722	67	51.6	1	0	1	1	9	115	6	41.9
2)	Lee, Ariz	12	618	60	51.5	2	0	2	1	4	31	4	45.6
3)	Cooke, Jac.	16	813	64	50.8	0	0	3	2	7	73	5	46.3
4)	O'Donnell, Chi.	12	602	63	50.2	1	0	0	0	8	118	3	38.7
5)	Bailey, N.E.	12	601	68	50.1	3	1	0	2	3	49	5	37.8
6)	Gillikin, N.O.	13	646	60	49.7	1	0	2	1	8	71	2	42.7
7)	Anger, Dal.	8	393	62	49.1	0	0	0	1	6	25	4	46.0
8)	Berry, Min.	15	727	63	48.5	0	0	1	2	8	72	3	43.7
9)	Fox, Det.	11	532	59	48.4	0	0	1	1	5	62	5	42.7
10)	Bojorquez, G.B.	10	480	63	48.0	0	0	1	4	4	46	4	43.4
11)	Way, Was.	12	573	56	47.8	1	0	1	1	6	37	3	43.0
12)	Sanchez, Ind.	10	469	56	46.9	0	0	0	0	6	59	3	41.0
13)	Wishnowsky, S.F.	11	515	59	46.8	1	0	4	1	3	19	8	43.3
14)	Dixon, NY-G	11	514	61	46.7	2	0	2	0	5	48	4	38.7
15)	Siposs, Phi.	14	651	68	46.5	2	0	5	0	5	37	6	41.0
16)	Haack, Buf.	9	418	60	46.4	2	1	1	2	3	6	4	37.2
17)	Johnston, Hou.	16	742	56	46.4	1	0	1	1	7	40	7	42.6
18)	Huber, Cin.	14	648	61	46.3	1	0	3	2	2	26	7	43.0
19)	Koch, Bal.	9	411	54	45.7	0	0	1	0	4	34	4	41.9
20)	Nizialek, Atl.	16	720	62	45.0	2	0	2	3	6	55	6	39.1
21)	Dickson, Sea.	13	583	66	44.8	2	0	2	1	6	38	7	38.8
22)	Pinion, T.B.	12	531	65	44.3	0	0	1	2	5	34	6	41.4
23)	*Harvin, Pit.	13	566	59	43.5	0	0	2	2	5	36	6	40.8
24)	Palardy, Mia.	13	557	61	42.8	1	0	1	1	7	62	4	36.5
25)	Martin, Den.	9	380	53	42.2	0	0	4	1	2	4	5	41.8
26)	Charlton, Car.	13	496	54	38.2	0	0	2	2	2	11	5	37.3

NFL / LEADING PUNTERS, NET AVERAGE

Rank	Player, Team	No	Yards	Lg	Avg	TB	Blk	Dwn	OB	Opp Ret	In Yds	Net 20	Avg
1)	Cooke, Jac.	16	813	64	50.8	0	0	3	2	7	73	5	46.3
2)	Anger, Dal.	8	393	62	49.1	0	0	0	1	6	25	4	46.0
3)	Lee, Ariz	12	618	60	51.5	2	0	2	1	4	31	4	45.6
4)	Berry, Min.	15	727	63	48.5	0	0	1	2	8	72	3	43.7
5)	Bojorquez, G.B.	10	480	63	48.0	0	0	1	4	4	46	4	43.4
6)	Wishnowsky, S.F.	11	515	59	46.8	1	0	4	1	3	19	8	43.3
7t)	Huber, Cin.	14	648	61	46.3	1	0	3	2	2	26	7	43.0
7t)	Way, Was.	12	573	56	47.8	1	0	1	1	6	37	3	43.0
9)	Fox, Det.	11	532	59	48.4	0	0	1	1	5	62	5	42.7
10)	Gillikin, N.O.	13	646	60	49.7	1	0	2	1	8	71	2	42.7
11)	Johnston, Hou.	16	742	56	46.4	1	0	1	1	7	40	7	42.6
12)	Cole, L.V.	14	722	67	51.6	1	0	1	1	9	115	6	41.9
13)	Koch, Bal.	9	411	54	45.7	0	0	1	0	4	34	4	41.9
14)	Martin, Den.	9	380	53	42.2	0	0	4	1	2	4	5	41.8
15)	Pinion, T.B.	12	531	65	44.3	0	0	1	2	5	34	6	41.4
16t)	Sanchez, Ind.	10	469	56	46.9	0	0	0	0	6	59	3	41.0
16t)	Siposs, Phi.	14	651	68	46.5	2	0	5	0	5	37	6	41.0
18)	*Harvin, Pit.	13	566	59	43.5	0	0	2	2	5	36	6	40.8
19)	Nizialek, Atl.	16	720	62	45.0	2	0	2	3	6	55	6	39.1
20)	Dickson, Sea.	13	583	66	44.8	2	0	2	1	6	38	7	38.8
21)	Dixon, NY-G	11	514	61	46.7	2	0	2	0	5	48	4	38.7
22)	O'Donnell, Chi.	12	602	63	50.2	1	0	0	0	8	118	3	38.7
23)	Bailey, N.E.	12	601	68	50.1	3	1	0	2	3	49	5	37.8
24)	Charlton, Car.	13	496	54	38.2	0	0	2	2	2	11	5	37.3
25)	Haack, Buf.	9	418	60	46.4	2	1	1	2	3	6	4	37.2
26)	Palardy, Mia.	13	557	61	42.8	1	0	1	1	7	62	4	36.5

WEEK 3 / THROUGH MONDAY, SEPTEMBER 27, 2021**NFL / PUNT RETURN LEADERS**

Rank	Player, Team	Ret	FC	Yards	Avg	Long	TD
1)	Duvernay, Bal.	7	3	125	17.9	30	0
2)	Rogers, Ten.	6	3	76	12.7	18	0
3)	*Felton, Cle.	11	0	129	11.7	24	0
4)	D. Spencer, Den.	6	4	69	11.5	25	0
5)	Aiyuk, S.F.	4	0	43	10.8	14	0
6t)	McCloud, Pit.	4	3	40	10.0	15	0
6t)	McKenzie, Buf.	6	4	60	10.0	20	0
6t)	*Moore, Ariz	7	3	70	10.0	27	0
9)	D. Phillips, Cin.	8	6	77	9.6	16	0
10t)	Grant, Mia.	5	0	46	9.2	18	0
10t)	Peppers, NY-G	5	1	46	9.2	19	0
12)	Olszewski, N.E.	6	2	50	8.3	18	0
13)	Erickson, Car.	9	4	72	8.0	15	0
14)	Renfrow, L.V.	6	3	45	7.5	16	0
15)	Hardman, K.C.	4	2	27	6.8	13	0
16)	*Williams, Atl.	7	1	46	6.6	15	0
17)	Westbrook, Min.	6	4	32	5.3	15	0
18)	Reagor, Phi.	9	3	30	3.3	11	0
19)	Agnew, Jac.	4	6	13	3.3	10	0
20)	Roberts, Hou.	5	2	13	2.6	9	0

NFL / KICKOFF RETURN LEADERS

Rank	Player, Team	Ret	Yards	Avg	Long	TD
1)	McKenzie, Buf.	4	143	35.8	75	0
2)	Mickens, T.B.	4	116	29.0	41	0
3)	Cannon, Bal.-S.F.	4	115	28.8	68	0
4)	Harris, N.O.	6	172	28.7	39	0
5)	*Herbert, Chi.	8	201	25.1	50	0
6)	Rodgers, Ind.	4	98	24.5	41	0
7)	Berrios, NY-J	5	116	23.2	38	0
8t)	Board, NY-G	4	92	23.0	38	0
8t)	Patterson, Atl.	4	92	23.0	27	0
10)	McCloud, Pit.	5	114	22.8	28	0
11)	Roberts, Hou.	7	158	22.6	38	0
12)	*Hill, G.B.	5	110	22.0	41	0
13)	*Smith-Marsette, Min.	4	83	20.8	24	0
14)	Carter, Was.	9	181	20.1	31	0
15)	Pringle, K.C.	6	120	20.0	33	0
16)	B. Wilson, Cin.	6	118	19.7	30	0
17)	Igwebuike, Det.	6	109	18.2	33	0
18t)	Ruggs III, L.V.	4	70	17.5	22	0
18t)	*Thomas, S.F.	4	70	17.5	19	0
20)	Rogers, Ten.	7	114	16.3	19	0
21)	Dallas, Sea.	5	73	14.6	22	0
22)	*Williams, Atl.	5	63	12.6	19	0

WEEK 3 / THROUGH MONDAY, SEPTEMBER 27, 2021

NFL / LEADERS IN INTERCEPTIONS

Rank	Player, Team	Int	Yards	Avg	Long	TD
1t)	Diggs, Dal.	3	59	19.7	59t	1
1t)	L. Wilson, Cin.	3	31	10.3	18	0
3t)	Mathieu, K.C.	2	50	25.0	34t	1
3t)	Edwards, T.B.	2	46	23.0	31t	2
3t)	Ju. Reid, Hou.	2	45	22.5	24	0
3t)	Murphy, Ariz	2	36	18.0	29t	1
3t)	*Samuel Jr., LA-C	2	26	13.0	26	0
3t)	J. Jackson, N.E.	2	1	0.5	1	0
9t)	Roberts, Mia.	1	85	85.0	85t	1
9t)	Lewis, Dal.	1	66	66.0	66	0
9t)	Ro. Smith, Chi.	1	53	53.0	53t	1
9t)	M. Williams, N.O.	1	53	53.0	53	0
9t)	*Sterns, Den.	1	46	46.0	46	0
9t)	P. Williams, N.O.	1	46	46.0	46	0
9t)	Greenlaw, S.F.	1	39	39.0	39t	1
9t)	Vigil, Min.	1	38	38.0	38t	1
9t)	Simmons, Den.	1	35	35.0	35	0
9t)	M. Jenkins, N.O.	1	34	34.0	34t	1
9t)	*Adebo, N.O.	1	33	33.0	33	0
9t)	K. Moore, Ind.	1	32	32.0	32	0
9t)	Alexander, G.B.	1	30	30.0	30	0
9t)	Thompson, Car.	1	29	29.0	29	0
9t)	Woods, Min.	1	27	27.0	27	0
9t)	Poyer, Buf.	1	26	26.0	26	0
9t)	C. Davis, T.B.	1	25	25.0	25	0
9t)	Wingard, Jac.	1	23	23.0	23	0
9t)	D. McCourty, N.E.	1	22	22.0	22	0
9t)	Lattimore, N.O.	1	20	20.0	20	0
9t)	Hargreaves III, Hou.	1	18	18.0	18	0
9t)	Mullen, L.V.	1	18	18.0	18	0
9t)	Burris, Car.	1	17	17.0	17	0
9t)	Te. Edmunds, Pit.	1	15	15.0	15	0
9t)	Wallace, Buf.	1	14	14.0	14	0
9t)	*Horn, Car.	1	13	13.0	13	0
9t)	Byard, Ten.	1	12	12.0	12	0
9t)	Hyde, Buf.	1	11	11.0	11	0
9t)	K. Jackson, Den.	1	7	7.0	7	0
9t)	Blackson, Chi.	1	6	6.0	6	0
9t)	Bradberry, NY-G	1	5	5.0	5	0
9t)	Roach, N.O.	1	5	5.0	5	0
9t)	Leonard, Ind.	1	4	4.0	4	0
9t)	Barrett, T.B.	1	3	3.0	3	0
9t)	Ja. Johnson, Chi.	1	3	3.0	3	0
9t)	Campbell, G.B.	1	2	2.0	2	0
9t)	Reeder, LA-R	1	2	2.0	2	0
9t)	Howard, Mia.	1	1	1.0	1	0
9t)	Kirksey, Hou.	1	1	1.0	1	0
9t)	Phillips, N.E.	1	1	1.0	1	0
9t)	Averett, Bal.	1	0	0.0	0	0
9t)	A. Brown, Dal.	1	0	0.0	0	0
9t)	Gilman, LA-C	1	0	0.0	0	0
9t)	Hughes, K.C.	1	0	0.0	0	0
9t)	Jackson, Was.	1	0	0.0	0	0
9t)	J. Jones, N.E.	1	0	0.0	0	0
9t)	Kazee, Dal.	1	0	0.0	0	0
9t)	Long, LA-R	1	0	0.0	0	0
9t)	Oruwariye, Det.	1	0	0.0	0	0
9t)	Ramsey, LA-R	1	0	0.0	0	0
9t)	Simmons, Ariz	1	0	0.0	0	0
9t)	Smith, Cle.	1	0	0.0	0	0
9t)	*Surtain II, Den.	1	0	0.0	0	0
9t)	Willis, Ind.	1	0	0.0	0	0
9t)	Young, Bal.	1	0	0.0	0	0

WEEK 3 / THROUGH MONDAY, SEPTEMBER 27, 2021**NFL / LEADERS IN SACKS**

Rank	Player, Team	Sacks
1)	Garrett, Cle. (DE)	5.5
2)	C. Jones, Ariz (LB)	5.0
3)	Reddick, Car. (LB)	4.5
4t)	Hargrave, Phi. (NT)	4.0
4t)	Hunter, Min. (DE)	4.0
4t)	Miller, Den. (LB)	4.0
4t)	Quinn, Chi. (LB)	4.0
8)	Judon, N.E. (LB)	3.5
9t)	J. Allen, Was. (DE)	3.0
9t)	Bosa, S.F. (DE)	3.0
9t)	Burns, Car. (DE)	3.0
9t)	B. Hill, Cin. (DE)	3.0
9t)	Mack, Chi. (LB)	3.0
9t)	*Ojulari, NY-G (LB)	3.0
9t)	Uche, N.E. (LB)	3.0
9t)	T. Watt, Pit. (LB)	3.0
17t)	Adeniyi, Ten. (LB)	2.5
17t)	Hendrickson, Cin. (DE)	2.5
17t)	Thomas, L.V. (DE)	2.5
20t)	J. Allen, Jac. (LB)	2.0
20t)	Clowney, Cle. (DE)	2.0
20t)	Crosby, L.V. (DE)	2.0
20t)	Donald, LA-R (DE)	2.0
20t)	Floyd, LA-R (LB)	2.0
20t)	Fowler, Atl. (DE)	2.0
20t)	Franklin-Myers, NY-J (DE)	2.0
20t)	Golden, Ariz (LB)	2.0
20t)	C. Harris, Det. (LB)	2.0
20t)	Hollins, LA-R (LB)	2.0
20t)	A. Johnson, Den. (LB)	2.0
20t)	A. Johnson, NY-G (NT)	2.0
20t)	Br. Jones, Mia. (DB)	2.0
20t)	Jones, K.C. (DE)	2.0
20t)	Kpassagnon, N.O. (LB)	2.0
20t)	Mercilus, Hou. (DE)	2.0
20t)	Pierce, Min. (DT)	2.0
20t)	*Rousseau, Buf. (DE)	2.0
20t)	Sweat, Was. (DE)	2.0
20t)	Taylor, Sea. (DE)	2.0
40t)	Autry, Ten. (DE)	1.5
40t)	Bosa, LA-C (DE)	1.5
40t)	Hubbard, Cin. (DE)	1.5
40t)	Landry, Ten. (LB)	1.5
40t)	Muhammad, Ind. (DT)	1.5
40t)	Nassib, L.V. (DE)	1.5
40t)	*Odighizuwa, Dal. (DT)	1.5
40t)	*Parsons, Dal. (LB)	1.5
40t)	Simmons, Ten. (DT)	1.5
40t)	Quinn. Williams, NY-J (DT)	1.5

WEEK 3 / THROUGH MONDAY, SEPTEMBER 27, 2021

NFL / FUMBLE RECOVERIES

Rank	Player, Team	TotRec	OffRec	DefRec
1)	Carr, L.V.	3	3	0
2t)	Cousins, Min.	2	2	0
2t)	Davis, LA-C	2	0	2
2t)	Duvernay, Bal.	2	2	0
2t)	Hurts, Phi.	2	2	0
2t)	Jackson, Bal.	2	2	0
2t)	Jones, NY-G	2	2	0
2t)	Milano, Buf.	2	0	2
2t)	Paradis, Car.	2	2	0
2t)	Patterson, Atl.	2	2	0
2t)	Prescott, Dal.	2	2	0

WEEK 3 / THROUGH MONDAY, SEPTEMBER 27, 2021**NFL / OFFENSIVE FUMBLE RECOVERIES**

Rank	Player, Team	Ret	Yards	Avg	Long	TD
1)	Carr, L.V.	3	0	0.0	0	0
2t)	Duvernay, Bal.	2	2	1.0	2t	1
2t)	Cousins, Min.	2	0	0.0	0	0
2t)	Hurts, Phi.	2	0	0.0	0	0
2t)	Jackson, Bal.	2	0	0.0	0	0
2t)	Jones, NY-G	2	0	0.0	0	0
2t)	Paradis, Car.	2	0	0.0	0	0
2t)	Patterson, Atl.	2	0	0.0	0	0
2t)	Prescott, Dal.	2	0	0.0	0	0
10t)	*Holland, Mia.	1	3	3.0	3	0
10t)	Ingold, L.V.	1	1	1.0	1	0
10t)	Allen, Buf.	1	0	0.0	0	0
10t)	Andrews, N.E.	1	0	0.0	0	0
10t)	Bernard, T.B.	1	0	0.0	0	0
10t)	Brissett, Mia.	1	0	0.0	0	0
10t)	Cannon, Hou.	1	0	0.0	0	0
10t)	Darnold, Car.	1	0	0.0	0	0
10t)	Durant, N.E.	1	0	0.0	0	0
10t)	*Felton, Cle.	1	0	0.0	0	0
10t)	*Fields, Chi.	1	0	0.0	0	0
10t)	Garoppolo, S.F.	1	0	0.0	0	0
10t)	Gillan, Cle.	1	0	0.0	0	0
10t)	Goff, Det.	1	0	0.0	0	0
10t)	Hamilton, Ariz	1	0	0.0	0	0
10t)	Heinicke, Was.	1	0	0.0	0	0
10t)	Hekker, LA-R	1	0	0.0	0	0
10t)	Jackson, Mia.	1	0	0.0	0	0
10t)	*C. Johnson, Chi.	1	0	0.0	0	0
10t)	Leonard, Ind.	1	0	0.0	0	0
10t)	Mack, S.F.	1	0	0.0	0	0
10t)	Mahomes, K.C.	1	0	0.0	0	0
10t)	Martin, Dal.	1	0	0.0	0	0
10t)	McCloud, Pit.	1	0	0.0	0	0
10t)	*Mills, Hou.	1	0	0.0	0	0
10t)	K. Murray, Ariz	1	0	0.0	0	0
10t)	Okorafor, Pit.	1	0	0.0	0	0
10t)	Roberts, Hou.	1	0	0.0	0	0
10t)	Roethlisberger, Pit.	1	0	0.0	0	0
10t)	Shenault, Jac.	1	0	0.0	0	0
10t)	Simpson, L.V.	1	0	0.0	0	0
10t)	J. Smith, N.E.	1	0	0.0	0	0
10t)	Thomas, Was.	1	0	0.0	0	0
10t)	Whitworth, LA-R	1	0	0.0	0	0
10t)	*Z. Wilson, NY-J	1	0	0.0	0	0
10t)	*Stoll, Phi.	1	-2	-2.0	-2	0

WEEK 3 / THROUGH MONDAY, SEPTEMBER 27, 2021**NFL / DEFENSIVE FUMBLE RECOVERIES**

Rank	Player, Team	Ret	Yards	Avg	Long	TD
1t)	Davis, LA-C	2	34	17.0	20	0
1t)	Milano, Buf.	2	0	0.0	0	0
3t)	D. Phillips, NY-J	1	34	34.0	34	0
3t)	Ta. Gipson, Chi.	1	13	13.0	13	0
3t)	Ya-Sin, Ind.	1	13	13.0	13	0
3t)	Lewis, Dal.	1	10	10.0	10	0
3t)	Peters, Ariz	1	4	4.0	4	0
3t)	Walker, Atl.	1	4	4.0	4	0
3t)	Campbell, G.B.	1	3	3.0	3	0
3t)	Br. Jones, Mia.	1	3	3.0	3	0
3t)	Oliver, Atl.	1	2	2.0	2	0
3t)	C. Jones, Ariz	1	1	1.0	1	0
3t)	Perryman, L.V.	1	1	1.0	1	0
3t)	Allen, Ariz	1	0	0.0	0	0
3t)	Barnes, G.B.	1	0	0.0	0	0
3t)	Carter, NY-G	1	0	0.0	0	0
3t)	Collins, Det.	1	0	0.0	0	0
3t)	Cox, Phi.	1	0	0.0	0t	1
3t)	Dulin, Ind.	1	0	0.0	0t	1
3t)	Elliss, N.O.	1	0	0.0	0	0
3t)	Fackrell, LA-C	1	0	0.0	0	0
3t)	Golden, Ariz	1	0	0.0	0	0
3t)	Gregory, Dal.	1	0	0.0	0	0
3t)	Heyward, Pit.	1	0	0.0	0	0
3t)	Howard, Mia.	1	0	0.0	0	0
3t)	Hyder, Sea.	1	0	0.0	0	0
3t)	T. Jones, Buf.	1	0	0.0	0	0
3t)	*Melifonwu, Det.	1	0	0.0	0	0
3t)	Niemann, K.C.	1	0	0.0	0	0
3t)	*Oweh, Bal.	1	0	0.0	0	0
3t)	*Paye, Ind.	1	0	0.0	0	0
3t)	Philon, L.V.	1	0	0.0	0	0
3t)	Pratt, Cin.	1	0	0.0	0	0
3t)	Rankins, NY-J	1	0	0.0	0	0
3t)	Reed, Sea.	1	0	0.0	0	0
3t)	Reed, Den.	1	0	0.0	0	0
3t)	Ryan, NY-G	1	0	0.0	0	0
3t)	Sieler, Mia.	1	0	0.0	0	0
3t)	Takitaki, Cle.	1	0	0.0	0	0
3t)	Young, LA-R	1	0	0.0	0	0
3t)	Kirksey, Hou.	1	-1	-1.0	-1	0

WEEK 3 / THROUGH MONDAY, SEPTEMBER 27, 2021

Team/Offense Rank (Within League)

	BAL	BUF	CIN	CLE	DEN	HOU	IND	JAX	KC	LV	LAC	MIA	NE	NYJ	PIT	TEN		ARI	ATL	CAR	CHI	DAL	DET	GB	LAR	MIN	NO	NYG	PHI	SF	SEA	TB	WAS
	4	12	28	7	14	24	21	23	6	1	9	29	22	30	25	15	TYds/G	2	27	10	32	5	17	26	13	3	31	18	16	19	11	8	20
	5	20	19	7	12	23	25	24	4	8	13	31	27	30	26	18	TYds/P	2	28	15	32	11	21	22	3	10	29	16	6	17	1	9	14
	1	7t	17	2	7t	22	19	18	13	25	26	23	24	29	32	3	RYds/G	10	28	14t	20	4	14t	30	27	6	9	11t	5	16	11t	31	21
	1	11	20	3	15	31	13	5	10	28	24	16	21	17	32	6	RshAvg	19	23	27	14	7	9	29	30	8	22	12	2	25	4	26	18
	18	11	28	19	12	24	26	27	5	1	4	29	20	30	13	21	PsYd/G	3	25	8	32	10	14	22	6	7	31	17	15	16	9	2	23
	8	21	18	5	7	17	25	28	4	6	16	31	26	30	24	22	PasAvg	2	27	9	32	15	23	19	1	13	29	20	11	10	3	12	14
	28	5	30	21t	1t	9	14t	31	24	11	19t	13	21t	32	18	25	%HdInt	29	23	6	19t	14t	12	17	8	1t	26	1t	16	7	1t	10	27
	25	1	30	29	22	20	21	7	4	15t	5	24	11	31	17	27	Sac/PP	10	15t	14	32	18	9	19	2	6	28	23	12	13	26	8	3
	14t	7t	30t	7t	13	25t	16	27	2t	2t	7t	28	20	32	23t	4t	1D/Gm	14t	21t	4t	30t	1	7t	19	17t	4t	29	17t	23t	12	21t	7t	25t
	30	5	25t	14	24	6	22	31	1	8	2	18	10	25t	15	11t	3D Eff	23	25t	11t	28	4	29	21	3	11t	19	9	17	7	20	16	32
	8	16t	11t	10	1t	26t	19t	1t	32	19t	1t	18	9	23t	26t	16t	4D Eff	1t	23t	26t	26t	19t	23t	11t	11t	1t	11t	19t	26t	1t	26t	11t	7
	2	10t	13	4	5	31	22	29	23t	20t	30	19	15t	8t	10t	3	PR Avg	10t	25	18	32	23t	8t	15t	27	26	1	14	28	7	20t	15t	6
	31t	2	20	25t	31t	9t	11t	1	21	27	25t	11t	22	8	14	29	KR Avg	23	28	16	6	5	24	15	7	17	3	11t	19	9t	30	4	18
	21	30	18	28	29	17	13	3	20	1	24	27	19	9t	26	11	GPntAv	2	22	32	4	6	8	9t	31	7	5	15	16	14	23	25	12
	16	31	9t	22	17	14	19t	1	11	15	23	32	29	4	21	5	NPntAv	3	24	30	28	2	12	7	27	6	13	26	19t	8	25	18	9t
	11	4	17t	9t	12	19t	24t	27	5	6t	19t	30	26	32	28	15	Pts/Gm	1t	29	16	31	6t	19t	17t	3	8	14	24t	23	9t	13	1t	19t
	12t	14t	1t	1t	1t	20	12t	32	1t	1t	14t	21t	1t	26t	18t	24t	FG%	26t	1t	18t	1t	24t	21t	1t	1t	14t	31	1t	26t	21t	26t	26t	14t

Opponent/Defense Rank (Within League)

	BAL	BUF	CIN	CLE	DEN	HOU	IND	JAX	KC	LV	LAC	MIA	NE	NYJ	PIT	TEN		ARI	ATL	CAR	CHI	DAL	DET	GB	LAR	MIN	NO	NYG	PHI	SF	SEA	TB	WAS
	24	4	8	3	2	23	18	29	30	14	17	25	5	10	13	15	TYds/G	11	19	1	12	26t	22	9	20	28	6	21	7	16	32	26t	31
	27	3	4	5	2	23	28	25	32	9	24	14	6	11	17	26	TYds/P	12	21	1	16	30	29	10	13	31	8	19	7	15	20	18	22
	9	7	8	5	2	18	28	17	31	22	32	27	24	14	10	12	RYds/G	29	19	1	20t	6	15	16	11	20t	3	13	26	23	30	4	25
	9	6	5	4	10	15	24	7	30	29	32	19	13	11	8	20	RshAvg	31	23	1	16	26	17	21	18	28	2	25	12	27	22	3	14
	30	4	14	5t	3	22	12	28	23t	13	7	19	2	10	20	18	PsYd/G	8	17	1	11	31	23t	9	25	27	15	21	5t	16	26	32	29
	27	3	4	9	1	24	28	31	30	8	14	16	5	17	23	25	PasAvg	6	18	2	21	26	32	12	11	29	10	15	7	13	20	19	22
	19	11	15	21	4	5	6	23	9t	27	9t	18	1	29t	24	22	%HdInt	12	29t	7t	7t	3	20	17	14	16	2	26	29t	25	29t	13	28
	29	8	11	2	10	18t	15	30	27t	17	20	27t	4	14	26	12	Sac/PP	6	18t	1	3	31	7	22	13	5	25	23	9	21	16	32	24
	23t	2t	14t	4	2t	23t	17	19t	30	11t	27t	27t	5	7	6	8t	1D/Gm	11t	18	1	8t	13	14t	19t	27t	16	8t	19t	22	23t	32	26	31
	8	7	21	25	15	14	22	10	20	6	28	32	19	4	17t	13	3D Eff	2	23	1	26t	17t	5	30	24	3	9	16	12	11	26t	29	31
	1t	7	15t	1t	12t	17t	17t	29t	28	25	17t	17t	12t	1t	17t	29t	4D Eff	17t	9t	8	15t	12t	29t	17t	6	26	27	29t	17t	11	1t	9t	1t
	17	1t	30	3	1t	7	24	25	11	29	14	18	32	22	13	27	PR Avg	16	21	6	31	5	28	26	4	20	19	23	15	9t	9t	12	8
	5	20	10	23	32	18t	18t	25	6	21	26	14t	24	17	30	2	KR Avg	11t	9	28	11t	29	22	31	27	7	3	16	1	4	13	8	14t
	25	10	15	32	29	11	1	16t	14	9	16t	27	22	3	6	28	GPntAv	24	18	23	4	13	7	31	2	26	8	19	21	30	20	5	12
	11	8	10	20	27	24	1	26	18t	13	28	14	5	7	3	9	NPntAv	23	17	25	12	22	16	32	2	31	6	15	30	21	29	4	18t
	26	4	6	7t	1	18	22	28	31t	15	7t	23	5	14	12	25	Pts/Gm	11	30	2	19	13	31t	24	9	20	3	16t	10	16t	21	27	29
	20t	20t	9t	9t	1	4	20t	18	20t	13t	16t	16t	2t	20t	20t	5t	FG%	2t	20t	20t	20t	9t	7t	20t	9t	13t	13t	20t	20t	5t	19	7t	20t



LAST WEEK'S
GAME BOOK

National Football League Game Summary

NFL Copyright © 2021 by The National Football League. All rights reserved. This summary and play-by-play is for the express purpose of assisting media in their coverage of the game; any other use of this material is prohibited without the written permission of the National Football League.

Date: Sunday, 9/26/2021

Los Angeles Chargers at Kansas City Chiefs

Start Time: 12:03 PM CDT

at Arrowhead Stadium, Kansas City, MO

Game Day Weather

Game Weather: clear

Temp: 81° F (27.2° C) Humidity: 35%, Wind: 20 S mph

Played Open Stadium on Turf: Natural Grass

Outdoor Weather: Clear,

Officials

Referee: Hochuli, Shawn (83)

Umpire: Killens, Jr., Terry (77)

Down Judge: Camp, Ed (134)

Line Judge: Bradley, Greg (98)

Field Judge: Hill, Tom (97)

Side Judge: Hill, Chad (125)

Back Judge: Martinez, Rich (39)

Replay Official: Cerimeli, Tyler (0)

Lineups

Los Angeles Chargers

Kansas City Chiefs

Offense		Defense	
WR 13	K.Allen	OLB 97	J.Bosa
TE 87	J.Cook	DL 99	J.Tillery
LT 70	R.Slater	DL 98	L.Joseph
LG 71	M.Feiler	OLB 42	U.Nwosu
C 63	C.Linsley	LB 9	K.Murray
RG 76	O.Aboushi	LB 44	K.White
RT 74	S.Norton	CB 43	M.Davis
TE 89	D.Parham	CB 26	A.Samuel
TE 82	S.Anderson	S 24	N.Adderley
QB 10	J.Herbert	S 33	D.James
RB 30	A.Ekeler	CB 20	T.Campbell

Offense		Defense	
WR 10	T.Hill	LDE 95	C.Jones
LT 57	O.Brown	LDT 90	J.Reed
LG 62	J.Thuney	RDT 91	D.Nnadi
C 52	C.Humphrey	RDE 51	M.Danna
RG 65	T.Smith	LB 56	B.Niemann
RT 67	L.Niang	LB 53	A.Hitchens
TE 87	T.Kelce	LB 54	N.Bolton
WR 17	M.Hardman	LCB 27	R.Fenton
WR 11	D.Robinson	RCB 38	L.Sneed
QB 15	P.Mahomes	S 49	D.Sorensen
RB 25	C.Edwards-Helaire	S 32	T.Mathieu

Substitutions

Substitutions

P 1 T.Long, WR 5 J.Palmer, WR 15 J.Guyton, K 16 T.Vizcaino, RB 22 J.Jackson, DB 29 M.Webb, LB 31 N.Niemann, S 32 A.Gilman, RB 35 L.Rountree, DB 36 T.Marshall, CB 37 K.Hall, FB 40 G.Nabers, LB 49 D.Tranquill, OLB 51 E.Egbule, OLB 52 K.Fackrell, LS 54 M.Overton, C/G 61 S.Quessenberry, G/T 72 M.Schofield, T 79 T.Pipkins, WR 81 M.Williams, WR 84 K.Hill, DL 90 E.Banks, DL 92 J.Gaziano, OLB 94 C.Rumph, DL 95 C.Covington

RB 1 J.McKinnon, P 5 T.Townsend, K 7 H.Butker, WR 13 B.Pringle, CB 21 M.Hughes, S 22 J.Thornhill, S 23 A.Watts, CB 26 C.Lammons, CB 30 D.Baker, RB 31 Da.Williams, LS 41 J.Winchester, LB 44 D.O'Daniel, FB 45 M.Burton, LB 47 Da.Harris, DE 59 J.Kaindoh, G 73 N.Allegretti, TE 81 B.Bell, TE 83 N.Gray, WR 85 M.Kemp, TE 88 J.Fortson, DE 97 A.Okafor, DT 98 T.Wharton, DT 99 K.Saunders

Did Not Play

Did Not Play

QB 4 C.Daniel

QB 4 C.Henne, T 75 M.Remmers, G 77 A.Wylie

Not Active

Not Active

QB 2 E.Stick, CB 25 C.Harris, RB 27 J.Kelley, LB 57 A.Ogbongbemiga, G/T 64 B.Jaimes, TE 88 T.McKitty, DL 93 J.Jones

CB 35 C.Ward, DE 55 F.Clark, OL 66 A.Blythe, G 76 L.Duvernay-Tardif, WR 82 D.Fountain

Field Goals (made () & missed)

	T.Vizcaino	(24)	H.Butker	(34)				
			1	2	3	4	OT	Total
VISITOR:	Los Angeles Chargers		0	14	0	16	0	30
HOME:	Kansas City Chiefs		0	3	14	7	0	24

Scoring Plays

Team	Qtr	Time	Play Description (Extra Point) (Drive Info)	Visitor	Home
Chargers	2	13:57	K.Allen 4 yd. pass from J.Herbert (kick failed, wl) (9-51, 3:51)	6	0
Chargers	2	7:36	A.Ekeler 16 yd. pass from J.Herbert (J.Herbert-M.Williams pass) (6-53, 3:19)	14	0
Chiefs	2	0:19	H.Butker 34 yd. Field Goal (11-70, 2:14)	14	3
Chiefs	3	9:15	J.Fortson 2 yd. pass from P.Mahomes (H.Butker kick) (12-75, 5:45)	14	10
Chiefs	3	3:35	C.Edwards-Helaire 10 yd. pass from P.Mahomes (H.Butker kick) (10-70, 4:09)	14	17
Chargers	4	13:39	M.Williams 20 yd. pass from J.Herbert (T.Vizcaino kick) (11-75, 4:56)	21	17
Chiefs	4	6:43	M.Hardman 8 yd. pass from P.Mahomes (H.Butker kick) (12-72, 6:56)	21	24
Chargers	4	2:14	T.Vizcaino 24 yd. Field Goal (10-69, 4:29)	24	24
Chargers	4	0:32	M.Williams 4 yd. pass from J.Herbert (kick failed, wl) (8-59, 1:10)	30	24

National Football League Game Summary

NFL Copyright © 2021 by The National Football League. All rights reserved. This summary and play-by-play is for the express purpose of assisting media in their coverage of the game; any other use of this material is prohibited without the written permission of the National Football League.

Paid Attendance: 72,980

Time: 3:07

Final Team Statistics

	Visitor Chargers	Home Chiefs
TOTAL FIRST DOWNS	21	33
By Rushing	3	12
By Passing	16	17
By Penalty	2	4
THIRD DOWN EFFICIENCY	4-11-36.4%	6-10-60.0%
FOURTH DOWN EFFICIENCY	1-1-100.0%	0-0-0.0%
TOTAL NET YARDS	352	437
Total Offensive Plays (inc. times thrown passing)	61	76
Average gain per offensive play	5.8	5.8
NET YARDS RUSHING	77	186
Total Rushing Plays	22	30
Average gain per rushing play	3.5	6.2
Tackles for a loss-number and yards	4-5	1-1
NET YARDS PASSING	275	251
Times thrown - yards lost attempting to pass	1-6	2-9
Gross yards passing	281	260
PASS ATTEMPTS-COMPLETIONS-HAD INTERCEPTED	38-26-0	44-27-2
Avg gain per pass play (inc.# thrown passing)	7.1	5.5
KICKOFFS Number-In End Zone-Touchbacks	6-6-5	5-4-3
PUNTS Number and Average	4-43.0	1-51.0
Had Blocked	0	0
FGs - PATs Had Blocked	0-0	0-0
Net Punting Average	41.3	51.0
TOTAL RETURN YARDAGE (Not Including Kickoffs)	0	7
No. and Yards Punt Returns	1-0	2-7
No. and Yards Kickoff Returns	2-37	1-30
No. and Yards Interception Returns	2-0	0-0
PENALTIES Number and Yards	8-50	6-56
FUMBLES Number and Lost	0-0	2-2
TOUCHDOWNS	4	3
Rushing	0	0
Passing	4	3
EXTRA POINTS Made-Attempts	2-4	3-3
Kicking Made-Attempts	1-3	3-3
Passing Made-Attempts	1-1	0-0
FIELD GOALS Made-Attempts	1-1	1-1
RED ZONE EFFICIENCY	4-5-80%	3-4-75%
GOAL TO GO EFFICIENCY	2-3-67%	3-3-100%
SAFETIES	0	0
FINAL SCORE	30	24
TIME OF POSSESSION	27:29	32:31

Los Angeles Chargers vs Kansas City Chiefs
9/26/2021 at Arrowhead Stadium

Ball Possession And Drive Chart

Los Angeles Chargers

#	Time Recd	Time Lost	Time Poss	How Ball Obtained	Drive Began	# Play	Yds Gain	Yds Pen	Net Yds	1st Down	Last Scrm	How Given Up
1	15:00	12:47	2:13	Kickoff	LAC 25	3	5	0	5	0	LAC 30	Punt
2	8:16	5:36	2:40	Interception	LAC 3	6	23	0	23	1	LAC 26	Punt
3	2:48	13:57	3:51	Fumble	LAC 49	9	51	0	51	4	* KC 4	Touchdown
4	10:55	7:36	3:19	Fumble	LAC 47	6	53	0	53	3	* KC 16	Touchdown
5	5:34	2:33	3:01	Punt	LAC 28	5	23	-5	18	1	LAC 46	Punt
6	0:19	0:00	0:19	Kickoff	LAC 9	1	-1	0	-1	0	LAC 9	End of Half
7	9:15	7:44	1:31	Kickoff	LAC 25	3	-1	0	-1	0	LAC 24	Punt
8	3:35	13:39	4:56	Kickoff	LAC 25	11	75	0	75	4	* KC 20	Touchdown
9	6:43	2:14	4:29	Kickoff	LAC 25	10	75	-6	69	4	* KC 6	Field Goal
10	1:42	0:32	1:10	Interception	LAC 41	8	49	10	59	4	* KC 4	Touchdown

(277) Average LAC 28

Kansas City Chiefs

#	Time Recd	Time Lost	Time Poss	How Ball Obtained	Drive Began	# Play	Yds Gain	Yds Pen	Net Yds	1st Down	Last Scrm	How Given Up
1	12:47	8:16	4:31	Punt	KC 8	10	63	0	63	5	LAC 29	Interception
2	5:36	2:48	2:48	Punt	50	5	31	5	36	3	LAC 22	Fumble
3	13:57	10:55	3:02	Kickoff	KC 25	6	42	0	42	2	LAC 36	Fumble
4	7:36	5:34	2:02	Kickoff	KC 25	3	-4	0	-4	0	KC 21	Punt
5	2:33	0:19	2:14	Punt	KC 14	11	75	-5	70	3	* LAC 16	Field Goal
6	15:00	9:15	5:45	Kickoff	KC 25	12	70	5	75	7	* LAC 2	Touchdown
7	7:44	3:35	4:09	Punt	KC 30	10	65	5	70	5	* LAC 10	Touchdown
8	13:39	6:43	6:56	Kickoff	KC 28	12	72	0	72	6	* LAC 8	Touchdown
9	2:14	1:42	0:32	Kickoff	KC 25	3	2	0	2	0	KC 27	Interception
10	0:32	0:00	0:32	Kickoff	KC 25	5	21	5	26	2	LAC 49	End of Game

(255) Average KC 26

* inside opponent's 20

Time of Possession by Quarter		1st	2nd	3rd	4th	OT	Total
Visitor	Los Angeles Chargers	7:41	7:42	5:06	7:00		27:29
Home	Kansas City Chiefs	7:19	7:18	9:54	8:00		32:31
Kickoff Drive No.-Start Average		Chargers: 5 - LAC 22			Chiefs: 6 - KC 26		

Los Angeles Chargers vs Kansas City Chiefs
9/26/2021 at Arrowhead Stadium

Final Defensive Statistics

Los Angeles Chargers	Regular Defensive Plays											Special Teams					Misc			
	TKL	AST	COMB	SK	/ YDS	TFL	Q	IN	PD	FF	FR	TKL	AST	FF	FR	BL	TKL	AST	FF	FR
N.Adderley	7	2	9	0	0	0	0	0	0	0	0	0	0	0	0	0	0	0	0	0
D.Tranquill	6	2	8	0.5	4	1	1	0	0	0	0	0	0	0	0	0	0	0	0	0
K.White	5	3	8	1	1	1	1	0	0	0	0	0	0	0	0	0	0	0	0	0
L.Joseph	3	5	8	0	0	0	0	0	0	0	0	0	0	0	0	0	0	0	0	0
A.Gilman	6	0	6	0	0	0	0	1	1	0	0	1	0	0	0	0	0	0	0	0
T.Campbell	3	1	4	0	0	0	0	0	2	2	0	0	0	0	0	0	0	0	0	0
D.James	3	1	4	0	0	0	0	0	0	0	0	0	0	0	0	0	0	0	0	0
M.Davis	2	1	3	0	0	0	0	0	0	0	2	0	0	0	0	0	0	0	0	0
K.Murray	2	1	3	0	0	0	0	0	0	0	0	0	0	0	0	0	0	0	0	0
J.Bosa	1	2	3	0.5	4	0	2	0	0	0	0	0	0	0	0	0	0	0	0	0
C.Covington	0	3	3	0	0	0	0	0	0	0	0	0	0	0	0	0	0	0	0	0
J.Tillery	1	1	2	0	0	1	2	0	0	0	0	0	0	0	0	0	0	0	0	0
A.Samuel	1	1	2	0	0	0	0	1	1	0	0	0	0	0	0	0	0	0	0	0
C.Rumph	1	1	2	0	0	0	0	0	0	0	0	1	0	0	0	0	0	0	0	0
U.Nwosu	1	0	1	0	0	0	1	0	0	0	0	0	0	0	0	0	0	0	0	0
K.Fackrell	1	0	1	0	0	0	0	0	0	0	0	0	0	0	0	0	0	0	0	0
M.Webb	1	0	1	0	0	0	0	0	0	0	0	0	0	0	0	0	0	0	0	0
J.Gaziano	0	1	1	0	0	0	0	0	0	0	0	0	0	0	0	0	0	0	0	0
M.Overton	0	0	0	0	0	0	0	0	0	0	0	1	0	0	0	0	0	0	0	0
Total	44	25	69	2	9	3	7	2	4	2	2	3	0	0	0	0	0	0	0	0

TKL = Tackle AST = Assist COMB = Combined QH=QB Hit IN = Interception PD = Pass Defense FF = Forced Fumble FR = Fumble Recovery

Kansas City Chiefs	Regular Defensive Plays											Special Teams					Misc			
	TKL	AST	COMB	SK	/ YDS	TFL	QH	IN	PD	FF	FR	TKL	AST	FF	FR	BL	TKL	AST	FF	FR
D.Sorensen	5	2	7	0	0	0	0	0	1	0	0	0	0	0	0	0	0	0	0	0
N.Bolton	3	4	7	0	0	0	0	0	0	0	0	0	0	0	0	0	0	0	0	0
L.Sneed	5	1	6	0	0	2	0	0	0	0	0	0	0	0	0	0	0	0	0	0
T.Mathieu	5	0	5	0	0	0	0	0	0	0	0	0	0	0	0	0	0	0	0	0
A.Hitchens	4	1	5	0	0	1	0	0	1	0	0	0	0	0	0	0	0	0	0	0
R.Fenton	2	2	4	0	0	0	0	0	0	0	0	0	0	0	0	0	0	0	0	0
D.Baker	3	0	3	0	0	0	0	0	0	0	0	0	0	0	0	0	0	0	0	0
J.Reed	1	2	3	0	0	0	1	0	0	0	0	0	0	0	0	0	0	0	0	0
B.Niemann	1	2	3	0	0	0	0	0	0	0	0	0	0	0	0	0	0	0	0	0
M.Danna	2	0	2	1	6	1	3	0	0	0	0	0	0	0	0	0	0	0	0	0
D.Nnadi	2	0	2	0	0	0	0	0	0	0	0	0	0	0	0	0	0	0	0	0
C.Jones	1	1	2	0	0	1	1	0	0	0	0	0	0	0	0	0	0	0	0	0
M.Hughes	1	1	2	0	0	0	0	0	1	0	0	0	0	0	0	0	0	0	0	0
A.Okafor	1	0	1	0	0	0	1	0	0	0	0	0	0	0	0	0	0	0	0	0
M.Kemp	0	0	0	0	0	0	0	0	0	0	0	1	0	0	0	0	0	0	0	0
A.Watts	0	0	0	0	0	0	0	0	0	0	0	0	1	0	0	0	0	0	0	0
N.Gray	0	0	0	0	0	0	0	0	0	0	0	0	1	0	0	0	0	0	0	0
T.Smith	0	0	0	0	0	0	0	0	0	0	0	0	0	0	0	0	1	0	0	0
M.Hardman	0	0	0	0	0	0	0	0	0	0	0	0	0	0	0	0	1	0	0	0
Total	36	16	52	1	6	5	6	0	3	0	0	1	2	0	0	0	2	0	0	0

Los Angeles Chargers vs Kansas City Chiefs
9/26/2021 at Arrowhead Stadium

First Half Summary

PERIOD SCORES

Chargers 0 14 = 14
 Chiefs 0 3 = 3

TIME OF POSSESSION

Chargers 15:23
 Chiefs 14:37

Scoring Plays

Team	Qtr	Time	Play Description (Extra Point) (Drive Info)	Visitor	Home
Chargers	2	13:57	K.Allen 4 yd. pass from J.Herbert (kick failed, wl) (9-51, 3:51)	6	0
Chargers	2	7:36	A.Ekeler 16 yd. pass from J.Herbert (J.Herbert-M.Williams pass) (6-53, 3:19)	14	0
Chiefs	2	0:19	H.Butker 34 yd. Field Goal (11-70, 2:14)	14	3

	Los Angeles Chargers	Kansas City Chiefs
TOTAL FIRST DOWNS	9	13
First Downs Rushing-Passing-by Penalty	1 - 8 - 0	6 - 6 - 1
THIRD DOWN EFFICIENCY	2-5-40.0%	3-5-60.0%
TOTAL NET YARDS	154	207
Total Offensive Plays	30	34
NET YARDS RUSHING	23	92
NET YARDS PASSING	131	115
Gross Yards Passing	131	124
Times thrown-yards lost attempting to pass	0-0	2-9
Pass Attempts-Completions-Had Intercepted	18 - 15 - 0	19 - 13 - 1
Punts-Number and Average	3 - 39.7	1 - 51.0
Penalties-Number and Yards	2 - 10	3 - 27
Fumbles-Number and Lost	0 - 0	2 - 2
Red Zone Efficiency	2-2-100%	0-1-0%
Average Drive Start	LAC 27	KC 24

Los Angeles Chargers

Kansas City Chiefs

Los Angeles Chargers										Kansas City Chiefs										
RUSHING										RUSHING										
	ATT	YDS	AVG	LG	TD		ATT	YDS	AVG	LG	TD		ATT	YDS	AVG	LG	TD			
J.Herbert	3	10	3.3	9	0	C.Edwards-Helaire	8	51	6.4	14	0	A.Ekeler	4	8	2.0	5	0			
A.Ekeler	4	8	2.0	5	0	P.Mahomes	2	22	11.0	12	0	L.Rountree	3	3	1.0	4	0			
L.Rountree	3	3	1.0	4	0	T.Hill	1	11	11.0	11	0	J.Guyton	1	3	3.0	3	0			
J.Guyton	1	3	3.0	3	0	Da.Williams	2	8	4.0	4	0	J.Jackson	1	-1	-1.0	-1	0			
J.Jackson	1	-1	-1.0	-1	0	Total	13	92	7.1	14	0	Total	12	23	1.9	9	0			
Total	12	23	1.9	9	0															
PASSING										PASSING										
	ATT	CMP	YDS	SK/YD	TD	LG	IN	RT		ATT	CMP	YDS	SK/YD	TD	LG	IN	RT			
J.Herbert	18	15	131	0/0	2	20	0	134.0	P.Mahomes	19	13	124	2/9	0	28	1	64.4			
Total	18	15	131	0/0	2	20	0	134.0	Total	19	13	124	2/9	0	28	1	64.4			
PASS RECEIVING										PASS RECEIVING										
	TAR	REC	YDS	AVG	LG	TD		TAR	REC	YDS	AVG	LG	TD		TAR	REC	YDS	AVG	LG	TD
A.Ekeler	6	6	52	8.7	16	1	T.Kelce	5	4	67	16.8	28	0	M.Williams	3	3	39	13.0	20	0
M.Williams	3	3	39	13.0	20	0	T.Hill	2	2	15	7.5	8	0	K.Allen	4	3	10	3.3	6	1
K.Allen	4	3	10	3.3	6	1	M.Hardman	2	1	15	15.0	15	0	G.Nabers	2	2	11	5.5	8	0
G.Nabers	2	2	11	5.5	8	0	Da.Williams	1	1	6	6.0	6	0	D.Parham	1	1	19	19.0	19	0
D.Parham	1	1	19	19.0	19	0	B.Bell	1	1	6	6.0	6	0	J.Guyton	1	0	0	0.0	0	0
J.Guyton	1	0	0	0.0	0	0	D.Robinson	1	1	6	6.0	6	0	L.Rountree	1	0	0	0.0	0	0
L.Rountree	1	0	0	0.0	0	0	B.Pringle	3	1	5	5.0	5	0	Total	18	15	131	8.7	20	2
Total	18	15	131	8.7	20	2	J.Fortson	1	1	5	5.0	5	0							
							C.Edwards-Helaire	1	1	-1	-1.0	-1	0							
							M.Kemp	1	0	0	0.0	0	0							
							Total	18	13	124	9.5	28	0							

Los Angeles Chargers

Regular Defensive Plays

Special Teams

Misc

First Quarter

Play By Play

KC wins the coin toss and elects to defer. LAC elects to Receive, and KC elects to defend the west goal.

H.Butker kicks 65 yards from KC 35 to end zone, Touchback.

Los Angeles Chargers at 15:00

- 1-10-LAC 25 (15:00) A.Ekeler left guard to LAC 26 for 1 yard (A.Hitchens).
- 2-9-LAC 26 (14:25) (Shotgun) J.Herbert pass short right to K.Allen to LAC 26 for no gain (R.Fenton).
- 3-9-LAC 26 (13:48) (Shotgun) J.Herbert pass short left to A.Ekeler to LAC 30 for 4 yards (M.Hughes; B.Niemann).
- 4-5-LAC 30 (12:57) T.Long punts 55 yards to KC 15, Center-M.Overton. M.Hardman pushed ob at KC 32 for 17 yards (M.Overton).
PENALTY on KC-L.Sneed, Face Mask (15 Yards), 7 yards, enforced at KC 15.

Kansas City Chiefs at 12:47

- 1-10-KC 8 (12:47) (Shotgun) C.Edwards-Helaire right guard to KC 12 for 4 yards (L.Joseph).
- 2-6-KC 12 (12:13) (Shotgun) P.Mahomes pass short right to T.Hill to KC 19 for 7 yards (T.Campbell). P1
- 1-10-KC 19 (11:43) P.Mahomes pass incomplete short right to T.Kelce.
- 2-10-KC 19 (11:37) (Shotgun) P.Mahomes left end ran ob at KC 31 for 12 yards (U.Nwosu). R2
Penalty on LAC-J.Bosa, Defensive Offside, declined.
- 1-10-KC 31 (11:18) (Shotgun) P.Mahomes pass short middle to M.Hardman pushed ob at KC 46 for 15 yards (N.Adderley). P3
- 1-10-KC 46 (10:50) (Shotgun) P.Mahomes scrambles left end ran ob at LAC 44 for 10 yards (M.Davis). R4
- 1-10-LAC 44 (10:14) (Shotgun) P.Mahomes pass short left to J.Fortson to LAC 39 for 5 yards (D.James).
- 2-5-LAC 39 (9:39) (Shotgun) P.Mahomes pass short left to B.Bell to LAC 33 for 6 yards (K.White). P5
- 1-10-LAC 33 (9:06) Da.Williams right guard to LAC 29 for 4 yards (J.Bosa).
- 2-6-LAC 29 (8:27) (Shotgun) P.Mahomes pass deep middle intended for M.Kemp INTERCEPTED by A.Samuel at LAC 3. A.Samuel to LAC 3 for no gain.

Los Angeles Chargers at 8:16

- 1-10-LAC 3 (8:16) J.Herbert pass short right to G.Nabers pushed ob at LAC 6 for 3 yards (D.Sorensen).
- 2-7-LAC 6 (7:45) L.Rountree up the middle to LAC 10 for 4 yards (J.Reed).
Timeout #1 by KC at 07:16.
- 3-3-LAC 10 (7:16) (Shotgun) J.Herbert pass short left to A.Ekeler pushed ob at LAC 18 for 8 yards (B.Niemann). P1
- 1-10-LAC 18 (6:50) (Shotgun) J.Herbert pass incomplete short middle to K.Allen (A.Hitchens).
- 2-10-LAC 18 (6:46) A.Ekeler right end to LAC 17 for -1 yards (L.Sneed).
- 3-11-LAC 17 (6:07) (Shotgun) J.Herbert scrambles up the middle to LAC 26 for 9 yards (B.Niemann; L.Sneed).
Penalty on LAC-C.Linsley, Offensive Holding, declined.
- 4-2-LAC 26 (5:42) T.Long punts 24 yards to 50, Center-M.Overton, out of bounds.

Kansas City Chiefs at 5:36

- 1-10-50 (5:36) (Shotgun) P.Mahomes pass incomplete short right to D.Robinson [U.Nwosu].
PENALTY on LAC-K.White, Defensive Holding, 5 yards, enforced at 50 - No Play. X6
Penalty on LAC-M.Davis, Illegal Contact, declined.
- 1-10-LAC 45 (5:31) T.Hill right end pushed ob at LAC 34 for 11 yards (N.Adderley). R7
- 1-10-LAC 34 (4:57) P.Mahomes pass short right to Da.Williams to LAC 28 for 6 yards (K.Murray) [U.Nwosu].
- 2-4-LAC 28 (4:15) (Shotgun) C.Edwards-Helaire right guard to LAC 21 for 7 yards (N.Adderley; D.James). R8
- 1-10-LAC 21 (3:38) (Shotgun) P.Mahomes sacked at LAC 22 for -1 yards (K.White).
- 2-11-LAC 22 (2:58) (Shotgun) P.Mahomes pass short middle to T.Hill to LAC 14 for 8 yards (T.Campbell). FUMBLES (T.Campbell), RECOVERED by LAC-M.Davis at LAC 14. M.Davis to LAC 34 for 20 yards (T.Smith).
PENALTY on KC-C.Edwards-Helaire, Low Block, 15 yards, enforced at LAC 34.

Los Angeles Chargers at 2:48

- 1-10-LAC 49 (2:48) J.Herbert pass short right to G.Nabers to KC 43 for 8 yards (N.Bolton).
- 2-2-KC 43 (2:13) L.Rountree right guard to KC 42 for 1 yard (D.Nnadi).
- 3-1-KC 42 (1:35) J.Herbert up the middle to KC 40 for 2 yards (D.Nnadi). R2
- 1-10-KC 40 (1:01) (Shotgun) J.Herbert pass incomplete short right to L.Rountree.
- 2-10-KC 40 (:57) (Shotgun) J.Herbert pass short right to M.Williams to KC 29 for 11 yards (N.Bolton). P3
- 1-10-KC 29 (:27) J.Guyton left end to KC 26 for 3 yards (M.Danna).

END OF QUARTER

	Score	Time Poss	First Downs				Efficiencies	
			R	P	X	T	3 Down	4 Down
Los Angeles Chargers	0	7:41	1	2	0	3	2/4	0/0
Kansas City Chiefs	0	7:19	4	3	1	8	0/0	0/0

Second Quarter

9/26/2021

Play By Play

Los Angeles Chargers continued.

2-7-KC 26	(15:00) J.Herbert pass short right to D.Parham to KC 7 for 19 yards (T.Mathieu).	P4
<u>1-7-KC 7</u>	(14:20) A.Ekeler left guard to KC 4 for 3 yards (J.Reed; R.Fenton).	
2-4-KC 4	(14:01) J.Herbert pass short middle to K.Allen for 4 yards, TOUCHDOWN.	P5
	T.Vizcaino extra point is No Good, Wide Left, Center-M.Overton, Holder-T.Long.	

LAC 6 KC 0, 9 plays, 51 yards, 3:51 drive, 1:03 elapsed
--

T.Vizcaino kicks 65 yards from LAC 35 to end zone, Touchback.

Kansas City Chiefs at 13:57

1-10-KC 25	(13:57) C.Edwards-Helaire left tackle to KC 33 for 8 yards (D.James).	
2-2-KC 33	(13:25) (Shotgun) C.Edwards-Helaire right guard to KC 40 for 7 yards (L.Joseph; C.Covington).	R9
<u>1-10-KC 40</u>	(12:55) (Shotgun) C.Edwards-Helaire right guard to KC 43 for 3 yards (K.Fackrell).	
2-7-KC 43	(12:22) (Shotgun) Da.Williams right guard to KC 47 for 4 yards (D.Tranquill).	
3-3-KC 47	(11:44) (Shotgun) P.Mahomes pass short left to T.Kelce to LAC 36 for 17 yards (A.Gilman).	P10
<u>1-10-LAC 36</u>	(11:06) C.Edwards-Helaire up the middle to LAC 29 for 7 yards (N.Adderley, T.Campbell). FUMBLES (T.Campbell), RECOVERED by LAC-M.Davis at LAC 33. M.Davis to LAC 47 for 14 yards (M.Hardman).	

Los Angeles Chargers at 10:55

1-10-LAC 47	(10:55) A.Ekeler left guard to KC 48 for 5 yards (A.Okafor).	
2-5-KC 48	(10:17) (Shotgun) J.Herbert pass short left to M.Williams pushed ob at KC 28 for 20 yards (T.Mathieu).	P6
<u>1-10-KC 28</u>	(9:37) (Shotgun) J.Herbert pass short right to M.Williams to KC 20 for 8 yards (R.Fenton).	
2-2-KC 20	(8:59) J.Herbert pass short left to K.Allen to KC 14 for 6 yards (L.Sneed).	P7
<u>1-10-KC 14</u>	(8:20) L.Rountree left end to KC 16 for -2 yards (A.Hitchens).	
2-12-KC 16	(7:43) (Shotgun) J.Herbert pass short left to A.Ekeler for 16 yards, TOUCHDOWN.	P8
	(Pass formation) TWO-POINT CONVERSION ATTEMPT. J.Herbert pass to M.Williams is complete. ATTEMPT SUCCEEDS.	

LAC 14 KC 0, 6 plays, 53 yards, 3:19 drive, 7:24 elapsed

T.Vizcaino kicks 65 yards from LAC 35 to end zone, Touchback.

Kansas City Chiefs at 7:36

1-10-KC 25	(7:36) C.Edwards-Helaire left guard to KC 30 for 5 yards (J.Tillery; K.White).	
2-5-KC 30	(7:05) (Shotgun) P.Mahomes pass short right to C.Edwards-Helaire to KC 29 for -1 yards (D.Tranquill).	
3-6-KC 29	(6:24) (Shotgun) P.Mahomes sacked at KC 21 for -8 yards (sack split by J.Bosa and D.Tranquill).	
4-14-KC 21	(5:42) T.Townsend punts 51 yards to LAC 28, Center-J.Winchester. K.Hill ran ob at LAC 28 for no gain.	

Los Angeles Chargers at 5:34

1-10-LAC 28	(5:34) J.Herbert pass short middle to A.Ekeler to LAC 33 for 5 yards (A.Hitchens).	
2-5-LAC 33	(4:59) J.Herbert pass short right to A.Ekeler to LAC 45 for 12 yards (R.Fenton; N.Bolton).	P9
<u>1-10-LAC 45</u>	(4:16) J.Jackson up the middle to LAC 44 for -1 yards (L.Sneed).	
2-11-LAC 44	(3:40) (Shotgun) J.Herbert pass short right to A.Ekeler to KC 49 for 7 yards (D.Baker).	
3-4-KC 49	(3:19) (No Huddle, Shotgun) J.Herbert pass incomplete deep left to J.Guyton (D.Sorensen).	
4-4-KC 49	(3:07) (Shotgun) J.Herbert pass short middle to K.Allen to KC 19 for 30 yards (M.Hughes) [C.Jones].	
	<i>PENALTY on LAC-J.Guyton, Illegal Shift, 5 yards, enforced at KC 49 - No Play.</i>	
4-9-LAC 46	(2:39) T.Long punts 40 yards to KC 14, Center-M.Overton, fair catch by M.Hardman.	

Kansas City Chiefs at 2:33

1-10-KC 14	(2:33) (Shotgun) P.Mahomes pass short middle to B.Pringle to KC 19 for 5 yards (D.Tranquill).	
2-5-KC 19	(2:14) (No Huddle, Shotgun) P.Mahomes pass incomplete short right.	
3-5-KC 19	(2:08) (Shotgun) P.Mahomes pass short left to T.Kelce to KC 34 for 15 yards (A.Gilman).	P11

Two-Minute Warning

<u>1-10-KC 34</u>	(2:00) (Shotgun) P.Mahomes pass deep left to T.Kelce to LAC 38 for 28 yards (M.Webb).	P12
<u>1-10-LAC 38</u>	(1:37) (Shotgun) P.Mahomes pass incomplete short right to M.Hardman.	
2-10-LAC 38	(1:32) (Shotgun) P.Mahomes pass short left to T.Kelce to LAC 31 for 7 yards (N.Adderley).	
3-3-LAC 31	(1:08) (No Huddle, Shotgun) C.Edwards-Helaire right guard to LAC 17 for 14 yards (K.White; A.Samuel).	R13
<u>1-10-LAC 17</u>	(:41) (No Huddle, Shotgun) <i>PENALTY on KC-J.Thuney, False Start, 5 yards, enforced at LAC 17 - No Play.</i>	
	Timeout #2 by KC at 00:41.	
1-15-LAC 22	(:41) (Shotgun) P.Mahomes pass incomplete short right to B.Pringle.	

Los Angeles Chargers vs Kansas City Chiefs at Arrowhead Stadium

2-15-LAC 22 (:36) (Shotgun) P.Mahomes pass incomplete short left to B.Pringle [J.Tillery].

Timeout #1 by LAC at 00:31.

3-15-LAC 22 (:31) (Shotgun) P.Mahomes pass short left to D.Robinson to LAC 16 for 6 yards (A.Gilman).

Timeout #2 by LAC at 00:23.

4-9-LAC 16 (:23) **H.Butker 34 yard field goal is GOOD, Center-J.Winchester, Holder-T.Townsend.**

LAC 14 KC 3, 11 plays, 70 yards, 2:14 drive, 14:41 elapsed

H.Butker kicks 73 yards from KC 35 to LAC -8. L.Rountree to LAC 9 for 17 yards (M.Kemp).

Los Angeles Chargers at 0:19, (1st play from scrimmage 0:16)

1-10-LAC 9 (:16) J.Herbert kneels to LAC 8 for -1 yards.

END OF QUARTER

	Score	Time Poss	First Downs				Efficiencies	
			R	P	X	T	3 Down	4 Down
Los Angeles Chargers	14	7:42	0	6	0	6	0/1	0/0
Kansas City Chiefs	3	7:18	2	3	0	5	3/5	0/0

Third Quarter

9/26/2021

Play By Play

KC elects to Receive, and LAC elects to defend the West goal.

T.Vizcaino kicks 65 yards from LAC 35 to end zone, Touchback.

Kansas City Chiefs at 15:00

1-10-KC 25	(15:00) P.Mahomes pass short right to D.Robinson to KC 36 for 11 yards (A.Samuel).	P14
<u>1-10-KC 36</u>	(14:30) (Shotgun) C.Edwards-Helaire left guard to KC 46 for 10 yards (N.Adderley).	R15
<u>1-10-KC 46</u>	(13:52) (Shotgun) P.Mahomes pass incomplete deep right to B.Pringle [J.Tillery].	
2-10-KC 46	(13:47) (Shotgun) C.Edwards-Helaire left guard to 50 for 4 yards (J.Gaziano; C.Covington).	
3-6-50	(13:10) (Shotgun) P.Mahomes pass short middle to T.Hill to LAC 38 for 12 yards (D.Tranquill). LAC-T.Campbell was injured during the play. His return is Probable.	P16
<u>1-10-LAC 38</u>	(12:47) (Shotgun) P.Mahomes pass short left to T.Kelce to LAC 30 for 8 yards (K.White).	
2-2-LAC 30	(12:09) (Shotgun) Da.Williams left guard to LAC 28 for 2 yards (C.Rumph).	R17
<u>1-10-LAC 28</u>	(11:33) P.Mahomes pass incomplete short middle to T.Kelce (L.Joseph).	
	<i>PENALTY on LAC-M.Davis, Defensive Holding, 5 yards, enforced at LAC 28 - No Play.</i>	X18
<u>1-10-LAC 23</u>	(11:29) (Shotgun) C.Edwards-Helaire left guard to LAC 20 for 3 yards (L.Joseph; C.Covington).	
2-7-LAC 20	(10:52) (Shotgun) P.Mahomes pass short middle to M.Hardman to LAC 10 for 10 yards (M.Davis; L.Joseph).	P19
<u>1-10-LAC 10</u>	(10:06) (Shotgun) P.Mahomes pass incomplete short right.	
2-10-LAC 10	(10:00) (Shotgun) C.Edwards-Helaire left guard to LAC 2 for 8 yards (N.Adderley).	
3-2-LAC 2	(9:18) (Shotgun) P.Mahomes pass short middle to J.Fortson for 2 yards, TOUCHDOWN.	P20
	H.Butker extra point is GOOD, Center-J.Winchester, Holder-T.Townsend.	

LAC 14 KC 10, 12 plays, 75 yards, 1 penalty, 5:45 drive, 5:45 elapsed

H.Butker kicks 65 yards from KC 35 to end zone, Touchback.

Los Angeles Chargers at 9:15

1-10-LAC 25	(9:15) (Shotgun) A.Ekeler left end pushed ob at LAC 30 for 5 yards (D.Sorensen).	
2-5-LAC 30	(8:47) J.Herbert sacked at LAC 24 for -6 yards (M.Danna).	
3-11-LAC 24	(8:05) (Shotgun) J.Herbert pass incomplete deep right [A.Okafor].	
4-11-LAC 24	(7:56) T.Long punts 53 yards to KC 23, Center-M.Overton. M.Hardman to KC 30 for 7 yards (C.Rumph).	

Kansas City Chiefs at 7:44

1-10-KC 30	(7:44) (Shotgun) C.Edwards-Helaire right guard to KC 34 for 4 yards (C.Rumph; K.Murray).	
2-6-KC 34	(7:08) (Shotgun) P.Mahomes pass short middle to T.Kelce to KC 40 for 6 yards (N.Adderley).	P21
<u>1-10-KC 40</u>	(6:30) P.Mahomes pass incomplete short right to T.Hill.	
2-10-KC 40	(6:23) (Shotgun) P.Mahomes pass incomplete short left.	
3-10-KC 40	(6:20) (Shotgun) P.Mahomes pass short middle to T.Kelce to LAC 37 for 23 yards (A.Gilman).	P22
<u>1-10-LAC 37</u>	(5:39) M.Hardman left end pushed ob at LAC 35 for 2 yards (K.White).	
	<i>PENALTY on LAC-K.White, Unnecessary Roughness, 15 yards, enforced at LAC 35.</i>	X23
<u>1-10-LAC 20</u>	(5:19) (Shotgun) P.Mahomes scrambles right end to LAC 2 for 18 yards (J.Gaziano). FUMBLES (J.Gaziano), and recovers at LAC 2. P.Mahomes to LAC 2 for no gain (J.Gaziano).	
	<i>PENALTY on KC-L.Niang, Illegal Use of Hands, 10 yards, enforced at LAC 20 - No Play.</i>	
1-20-LAC 30	(4:52) P.Mahomes pass short left to T.Hill ran ob at LAC 12 for 18 yards (M.Davis).	
2-2-LAC 12	(4:21) Da.Williams left guard to LAC 10 for 2 yards (L.Joseph).	R24
<u>1-10-LAC 10</u>	(3:44) (Shotgun) P.Mahomes pass incomplete short left to Da.Williams.	
2-10-LAC 10	(3:41) (Shotgun) P.Mahomes pass short left to C.Edwards-Helaire for 10 yards, TOUCHDOWN.	P25
	H.Butker extra point is GOOD, Center-J.Winchester, Holder-T.Townsend.	

LAC 14 KC 17, 10 plays, 70 yards, 1 penalty, 4:09 drive, 11:25 elapsed

H.Butker kicks 65 yards from KC 35 to end zone, Touchback.

Los Angeles Chargers at 3:35

1-10-LAC 25	(3:35) J.Herbert pass incomplete short left.	
2-10-LAC 25	(3:30) (Shotgun) A.Ekeler left tackle to LAC 34 for 9 yards (D.Sorensen; C.Jones).	
3-1-LAC 34	(2:51) J.Herbert pass deep left to J.Cook to KC 45 for 21 yards (D.Sorensen).	P10
<u>1-10-KC 45</u>	(2:11) (Shotgun) J.Herbert pass incomplete short right to K.Allen.	
2-10-KC 45	(2:07) (Shotgun) J.Herbert pass short right to K.Allen to KC 34 for 11 yards (T.Mathieu).	P11
<u>1-10-KC 34</u>	(1:31) J.Jackson right tackle to KC 33 for 1 yard (A.Hitchens; N.Bolton).	
2-9-KC 33	(:54) (Shotgun) J.Herbert pass short left to K.Allen to KC 28 for 5 yards (L.Sneed).	

Los Angeles Chargers vs Kansas City Chiefs at Arrowhead Stadium

3-4-KC 28 (:15) (Shotgun) J.Herbert pass short right to K.Allen to KC 28 for no gain (D.Baker).

END OF QUARTER

	Score	Time Poss	First Downs				Efficiencies	
			R	P	X	T	3 Down	4 Down
Los Angeles Chargers	14	5:06	0	2	0	2	1/3	0/0
Kansas City Chiefs	17	9:54	3	7	2	12	3/3	0/0

Fourth Quarter

9/26/2021

Play By Play

Los Angeles Chargers continued.

4-4-KC 28	(15:00) (Shotgun) J.Herbert pass short middle to K.Allen to KC 19 for 9 yards (D.Baker) [M.Danna].	P12
<u>1-10-KC 19</u>	(14:20) A.Ekeler right tackle to KC 20 for -1 yards (C.Jones).	
2-11-KC 20	(13:44) (Shotgun) J.Herbert pass deep right to M.Williams for 20 yards, TOUCHDOWN [C.Jones].	P13
	T.Vizcaino extra point is GOOD, Center-M.Overton, Holder-T.Long.	

LAC 21 KC 17, 11 plays, 75 yards, 4:56 drive, 1:21 elapsed

T.Vizcaino kicks 67 yards from LAC 35 to KC -2. B.Pringle to KC 28 for 30 yards (A.Gilman).

Kansas City Chiefs at 13:39, (1st play from scrimmage 13:33)

1-10-KC 28	(13:33) P.Mahomes pass short right to N.Gray pushed ob at KC 33 for 5 yards (K.White).	
2-5-KC 33	(13:00) (Shotgun) C.Edwards-Helaire right end to KC 45 for 12 yards (J.Bosa; K.White).	R26
<u>1-10-KC 45</u>	(12:30) (Shotgun) C.Edwards-Helaire right guard to LAC 48 for 7 yards (N.Adderley; L.Joseph).	
2-3-LAC 48	(11:52) (Shotgun) P.Mahomes pass short left to Da.Williams pushed ob at LAC 43 for 5 yards (T.Campbell).	P27
<u>1-10-LAC 43</u>	(11:18) Da.Williams up the middle to LAC 38 for 5 yards (K.Murray).	
2-5-LAC 38	(10:39) (Shotgun) P.Mahomes pass short left to B.Pringle to LAC 31 for 7 yards (D.James).	P28
<u>1-10-LAC 31</u>	(9:59) (Shotgun) Da.Williams right guard to LAC 24 for 7 yards (D.Tranquill).	
2-3-LAC 24	(9:22) (Shotgun) Da.Williams right tackle to LAC 20 for 4 yards (L.Joseph).	R29
<u>1-10-LAC 20</u>	(8:39) C.Edwards-Helaire right tackle to LAC 21 for -1 yards (J.Tillery).	
2-11-LAC 21	(7:59) (Shotgun) P.Mahomes pass short left to T.Hill pushed ob at LAC 10 for 11 yards (A.Gilman).	P30
<u>1-10-LAC 10</u>	(7:30) P.Mahomes scrambles left end pushed ob at LAC 8 for 2 yards (D.Tranquill).	
2-8-LAC 8	(6:48) (Shotgun) P.Mahomes pass short middle to M.Hardman for 8 yards, TOUCHDOWN.	P31
	H.Butker extra point is GOOD, Center-J.Winchester, Holder-T.Townsend.	

LAC 21 KC 24, 12 plays, 72 yards, 6:56 drive, 8:17 elapsed

H.Butker kicks 60 yards from KC 35 to LAC 5. L.Rountree to LAC 25 for 20 yards (A.Watts; N.Gray).

Los Angeles Chargers at 6:43, (1st play from scrimmage 6:38)

1-10-LAC 25	(6:38) (Shotgun) J.Herbert pass deep left to M.Williams to KC 32 for 43 yards (D.Sorensen).	P14
<u>1-10-KC 32</u>	(5:53) A.Ekeler left guard to KC 21 for 11 yards (N.Bolton; D.Sorensen).	R15
<u>1-10-KC 21</u>	(5:22) A.Ekeler left guard to KC 15 for 6 yards (A.Hitchens).	
2-4-KC 15	(4:45) A.Ekeler left guard to KC 6 for 9 yards (L.Sneed).	R16
<u>1-6-KC 6</u>	<i>(4:04) PENALTY on LAC-T.Pipkins, False Start, 5 yards, enforced at KC 6 - No Play.</i>	
1-11-KC 11	(4:04) (Shotgun) J.Herbert pass incomplete short right to K.Allen.	
2-11-KC 11	(4:01) (Shotgun) J.Herbert scrambles right guard to KC 5 for 6 yards (N.Bolton).	
3-5-KC 5	(3:23) (Shotgun) J.Herbert pass incomplete short right to K.Allen [T.Mathieu].	
	<i>PENALTY on KC-L.Sneed, Defensive Pass Interference, 4 yards, enforced at KC 5 - No Play.</i>	X17
<u>1-1-KC 1</u>	(3:19) L.Rountree right tackle to KC 1 for no gain (J.Reed; N.Bolton).	
2-1-KC 1	(2:35) J.Herbert pass short right to G.Nabers for 1 yard, TOUCHDOWN NULLIFIED by Penalty.	
	<i>PENALTY on LAC-J.Cook, Illegal Shift, 5 yards, enforced at KC 1 - No Play.</i>	
2-6-KC 6	(2:30) J.Herbert pass incomplete short left [M.Danna].	
3-6-KC 6	(2:24) (Shotgun) J.Herbert pass incomplete short right to K.Allen [J.Reed].	
4-6-KC 6	(2:17) T.Vizcaino 24 yard field goal is GOOD, Center-M.Overton, Holder-T.Long.	

LAC 24 KC 24, 10 plays, 69 yards, 1 penalty, 4:29 drive, 12:46 elapsed

T.Vizcaino kicks 65 yards from LAC 35 to end zone, Touchback.

Kansas City Chiefs at 2:14

1-10-KC 25	(2:14) (Shotgun) C.Edwards-Helaire right tackle to KC 27 for 2 yards (L.Joseph; D.Tranquill).	
------------	---	--

Two-Minute Warning

2-8-KC 27	(2:00) (Shotgun) P.Mahomes pass incomplete short middle to T.Kelce.	
3-8-KC 27	(1:55) (Shotgun) P.Mahomes pass deep right intended for T.Kelce INTERCEPTED by A.Gilman at LAC 41. A.Gilman to LAC 41 for no gain.	

Los Angeles Chargers at 1:42

1-10-LAC 41	(1:42) (Shotgun) J.Herbert pass incomplete short left to J.Cook.	
2-10-LAC 41	(1:39) (Shotgun) A.Ekeler right guard to LAC 49 for 8 yards (T.Mathieu).	
3-2-LAC 49	(1:04) (Shotgun) J.Herbert pass short right to K.Allen to KC 36 for 15 yards (T.Mathieu).	P18

Los Angeles Chargers vs Kansas City Chiefs at Arrowhead Stadium

Timeout #1 by KC at 00:58.

1-10-KC 36 (:58) (Shotgun) J.Herbert pass short right to J.Cook to KC 30 for 6 yards (D.Sorensen).

Timeout #2 by KC at 00:54.

2-4-KC 30 (:54) (Shotgun) J.Herbert pass incomplete short right to M.Williams.

3-4-KC 30 (:51) (Shotgun) J.Herbert pass incomplete short left to M.Williams (M.Hughes).

Timeout #1 by LAC at 00:48.

4-4-KC 30 (:48) (Shotgun) *PENALTY on LAC-R.Slater, False Start, 5 yards, enforced at KC 30 - No Play.*

4-9-KC 35 (:48) (Shotgun) J.Herbert pass incomplete short right to J.Guyton.

PENALTY on KC-D.Baker, Defensive Pass Interference, 15 yards, enforced at KC 35 - No Play.

X19

1-10-KC 20 (:41) (Shotgun) J.Herbert pass short left to M.Williams pushed ob at KC 4 for 16 yards (M.Hughes).

P20

1-4-KC 4 (:36) **J.Herbert pass short left to M.Williams for 4 yards, TOUCHDOWN.**

P21

T.Vizcaino extra point is No Good, Wide Left, Center-M.Overton, Holder-T.Long.

LAC 30 KC 24, 8 plays, 59 yards, 1 penalty, 1:10 drive, 14:28 elapsed
--

T.Vizcaino kicks 65 yards from LAC 35 to end zone, Touchback.

Kansas City Chiefs at 0:32

1-10-KC 25 (:32) (Shotgun) P.Mahomes pass incomplete deep middle to T.Hill (T.Campbell).

2-10-KC 25 (:23) (Shotgun) P.Mahomes scrambles left end to KC 46 for 21 yards (A.Gilman).

R32

PENALTY on LAC-T.Campbell, Defensive Holding, 5 yards, enforced at KC 46.

X33

1-10-LAC 49 (:14) P.Mahomes pass incomplete deep left to T.Kelce [J.Bosa].

2-10-LAC 49 (:09) (Shotgun) P.Mahomes pass incomplete deep left to B.Pringle.

Timeout #3 by KC at 00:05.

3-10-LAC 49 (:05) (Shotgun) P.Mahomes pass incomplete deep right (T.Campbell).

END OF QUARTER

	Score	Time Poss	First Downs				Efficiencies	
			R	P	X	T	3 Down	4 Down
Los Angeles Chargers	30	7:00	2	6	2	10	1/3	1/1
Kansas City Chiefs	24	8:00	3	4	1	8	0/2	0/0

Miscellaneous Statistics Report

Los Angeles Chargers vs Kansas City Chiefs
9/26/2021 at Arrowhead Stadium

Ten Longest Plays for Los Angeles Chargers

Yards	Qtr	Play Start	Play Description
43	4	1-10-LAC 25	(6:38) (Shotgun) J.Herbert pass deep left to M.Williams to KC 32 for 43 yards (D.Sorensen).
21	3	3-1-LAC 34	(2:51) J.Herbert pass deep left to J.Cook to KC 45 for 21 yards (D.Sorensen).
20	2	2-5-KC 48	(10:17) (Shotgun) J.Herbert pass short left to M.Williams pushed ob at KC 28 for 20 yards (T.Mathieu).
20	4	2-11-KC 20	(13:44) (Shotgun) J.Herbert pass deep right to M.Williams for 20 yards, TOUCHDOWN [C.Jones].
19	2	2-7-KC 26	(15:00) J.Herbert pass short right to D.Parham to KC 7 for 19 yards (T.Mathieu).
16	2	2-12-KC 16	(7:43) (Shotgun) J.Herbert pass short left to A.Ekeler for 16 yards, TOUCHDOWN.
16	4	1-10-KC 20	(:41) (Shotgun) J.Herbert pass short left to M.Williams pushed ob at KC 4 for 16 yards (M.Hughes).
15	4	3-2-LAC 49	(1:04) (Shotgun) J.Herbert pass short right to K.Allen to KC 36 for 15 yards (T.Mathieu).
12	2	2-5-LAC 33	(4:59) J.Herbert pass short right to A.Ekeler to LAC 45 for 12 yards (R.Fenton; N.Bolton).
11	1	2-10-KC 40	(:57) (Shotgun) J.Herbert pass short right to M.Williams to KC 29 for 11 yards (N.Bolton).

Ten Longest Plays for Kansas City Chiefs

Yards	Qtr	Play Start	Play Description
28	2	1-10-KC 34	(2:00) (Shotgun) P.Mahomes pass deep left to T.Kelce to LAC 38 for 28 yards (M.Webb).
26	4	2-10-KC 25	(:23) (Shotgun) P.Mahomes scrambles left end to KC 46 for 21 yards (A.Gilman).
23	3	3-10-KC 40	(6:20) (Shotgun) P.Mahomes pass short middle to T.Kelce to LAC 37 for 23 yards (A.Gilman).
18	3	1-20-LAC 30	(4:52) P.Mahomes pass short left to T.Hill ran ob at LAC 12 for 18 yards (M.Davis).
17	2	3-3-KC 47	(11:44) (Shotgun) P.Mahomes pass short left to T.Kelce to LAC 36 for 17 yards (A.Gilman).
17	3	1-10-LAC 37	(5:39) M.Hardman left end pushed ob at LAC 35 for 2 yards (K.White).
15	1	1-10-KC 31	(11:18) (Shotgun) P.Mahomes pass short middle to M.Hardman pushed ob at KC 46 for 15 yards (N.Adderley).
15	2	3-5-KC 19	(2:08) (Shotgun) P.Mahomes pass short left to T.Kelce to KC 34 for 15 yards (A.Gilman).
14	2	3-3-LAC 31	(1:08) (No Huddle, Shotgun) C.Edwards-Helaire right guard to LAC 17 for 14 yards (K.White; A.Samuel).
12	1	2-10-KC 19	(11:37) (Shotgun) P.Mahomes left end ran ob at KC 31 for 12 yards (U.Nwosu).

Touchdown Scoring Information

		Offense	Defense	Special Teams
VISITOR	Los Angeles Chargers	4	0	0
HOME	Kansas City Chiefs	3	0	0

Player Scoring Information

Club	Player	TD	Rush TD	Rec TD	KO TD	Punt TD	Int TD	Fum TD	Misc TD	FG	XP	2Pt Rush	2Pt Rec	Sfty	Points
LAC	M.Williams	0	0	2	0	0	0	0	0	0	0	0	1	0	14
LAC	K.Allen	0	0	1	0	0	0	0	0	0	0	0	0	0	6
LAC	A.Ekeler	0	0	1	0	0	0	0	0	0	0	0	0	0	6
LAC	T.Vizcaino	0	0	0	0	0	0	0	0	1	1	0	0	0	4
KC	M.Hardman	0	0	1	0	0	0	0	0	0	0	0	0	0	6
KC	C.Edwards-Helaire	0	0	1	0	0	0	0	0	0	0	0	0	0	6
KC	J.Fortson	0	0	1	0	0	0	0	0	0	0	0	0	0	6
KC	H.Butker	0	0	0	0	0	0	0	0	1	3	0	0	0	6

Possession Detail

	First Half		Second Half		Game	
	Visitor	Home	Visitor	Home	Visitor	Home
Largest Lead	14	0	6	3	14	3
Drives Leading	3	0	1	0	4	0
Time of Possession Leading	6:39	0:00	1:31	0:00	8:10	0:00
Largest Deficit	0	-14	-3	-6	-3	-14
Drives Trailing	0	3	2	4	2	7
Time of Possession Trailing	0:00	7:18	9:25	17:22	9:25	24:40
Times Score Tied Up		0		1		1
Lead Changes		1		4		5

Playtime Percentage

Percent of playtime per player on offense, defense and special teams (Unofficial)

Los Angeles Chargers

Kansas City Chiefs

		Offense	Defense	Special Teams				Offense	Defense	Special Teams	
M Feiler	G	66	100%	4	17%	C Humphrey	C	79	100%	4	17%
O Aboushi	G	66	100%	4	17%	J Thuney	G	79	100%	4	17%
R Slater	T	66	100%	4	17%	L Niang	T	79	100%	4	17%
S Norton	T	66	100%	4	17%	O Brown	T	79	100%	4	17%
J Herbert	QB	66	100%			T Smith	G	79	100%	4	17%
C Linsley	C	66	100%			P Mahomes	QB	79	100%		
K Allen	WR	55	83%			T Kelce	TE	69	87%		
A Ekeler	RB	49	74%			T Hill	WR	58	73%		
M Williams	WR	48	73%			D Robinson	WR	57	72%		
J Cook	TE	46	70%			M Hardman	WR	51	65%	3	12%
J Guyton	WR	41	62%			C Edwards-Helaire	RB	49	62%		
D Parham	TE	31	47%	4	17%	B Pringle	WR	30	38%	9	38%
S Anderson	TE	14	21%	9	38%	D Williams	RB	27	34%	7	29%
L Rountree	RB	11	17%	6	25%	B Bell	TE	23	29%	10	42%
J Palmer	WR	10	15%	8	33%	N Gray	TE	11	14%	10	42%
G Nabers	FB	9	14%	16	67%	M Kemp	WR	7	9%	19	79%
T Pipkins	T	9	14%	4	17%	J Fortson	TE	6	8%	10	42%
J Jackson	RB	7	11%	12	50%	M Burton	FB	4	5%	12	50%
A Samuel	CB		79 100%	7	29%	J McKinnon	RB	3	4%	11	46%
N Adderley	FS		79 100%	3	12%	T Mathieu	SS		66 100%		
M Davis	CB		79 100%			L Sneed	CB		63 95%	4	17%
T Campbell	CB		73 92%	6	25%	D Sorensen	FS		60 91%	4	17%
D James	FS		72 91%			A Hitchens	LB		52 79%	4	17%
J Bosa	LB		55 70%			N Bolton	LB		52 79%	1	4%
K White	LB		55 70%			M Hughes	CB		50 76%	1	4%
J Tillery	DT		53 67%	4	17%	M Danna	DE		46 70%	5	21%
U Nwosu	LB		47 59%			J Reed	DT		46 70%	5	21%
C Covington	NT		45 57%	4	17%	A Okafor	DE		41 62%	4	17%
K Murray	LB		40 51%			C Jones	DT		40 61%		
L Joseph	NT		39 49%	4	17%	B Niemann	LB		37 56%	12	50%
D Tranquill	LB		34 43%	17	71%	D Nnadi	DT		32 48%	5	21%
K Fackrell	LB		32 41%	7	29%	D Baker	CB		31 47%	9	38%
A Gilman	SS		27 34%	20	83%	R Fenton	CB		26 39%		
C Rumph	LB		24 30%	15	62%	T Wharton	DT		24 36%	5	21%
J Gaziano	DE		14 18%	4	17%	K Saunders	DT		24 36%		
E Banks	DT		12 15%			J Thornhill	FS		19 29%	11	46%
K Hall	CB		5 6%	16	67%	J Kaindoh	DE		18 27%		
M Webb	FS		4 5%	12	50%	D O'Daniel	LB			19	79%
T Marshall	SS		1 1%	11	46%	C Lammons	CB			19	79%
N Niemann	LB			20	83%	A Watts	SS			14	58%
T Vezacaino	K			10	42%	H Butker	K			9	38%
T Long	P			8	33%	D Harris	LB			8	33%
M Overton	LS			8	33%	J Winchester	LS			5	21%
M Schofield	G			4	17%	T Townsend	P			5	21%
S Quessenberry	C			4	17%						

E Egbule	LB	4	17%	N Allegretti	G	4	17%
K Hill	WR	1	4%				



FEATURE
STORIES

TABLE OF CONTENTS



LOS ANGELES CHARGERS.....	3
Dean Spanos is living the dream now, and has no regrets about moving the Chargers to Los Angeles	3
Justin Herbert, Chargers ready to be West Coast's next Cinderella squad.....	4
State of the 2021 Los Angeles Chargers: Can Brandon Staley lift talented roster into NFL playoffs?.....	5
BRANDON STALEY	7
Column: Well versed on Chargers curse, Brandon Staley might be the coach to end it	7
Brandon Staley gets Chargers to buy in with collaborative culture	8
Chargers' new leader a family man: 'I am from the Bruce and Linda Staley coaching tree'	9
A brother's promise and the D-II season that led Brandon Staley to the Chargers	11
Brandon Staley Q&A: Chargers coach on developing player relationships, Justin Herbert, OTAs install and more	12
Mom's influence inspires ex-Flyer's meteoric rise to NFL head coach	14
Los Angeles Chargers' new coach Staley played quarterback for Mercyhurst University	16
Los Angeles Chargers coach Brandon Staley makes sure to connect with QB Justin Herbert	17
Chargers' new coach Staley looking to connect with Herbert.....	17
Brandon Staley, Chargers coach? Those who know him know why he 'skyrocketed' to top.....	18
Chargers head coach Brandon Staley is still in his heart a Perry Pirate	18
JOE LOMBARDI	19
Chargers offensive coordinator Joe Lombardi believes the wait was worth it.....	19
New Chargers coordinator Joe Lombardi looks to build offense around Justin Herbert.....	20
Chargers' Joe Lombardi eager to build an offense around Justin Herbert	20
Chargers' Lombardi hoping to make most of second chance	21
RENALDO HILL.....	22
Chargers' new defense leader Renaldo Hill is well-coordinated with Brandon Staley.....	22
New Chargers DC Renaldo Hill excited to reunite with Brandon Staley	22
Chargers' Hill eager for first shot as defensive coordinator	23
DERIUS SWINTON II	23
Chargers are hoping Derius Swinton II can fix disastrous special teams.....	23
Derius Swinton wants Chargers' special teams to sizzle.....	24
Fixing broken special teams top priority for new Los Angeles Chargers coaching staff	24
ODAY ABOUSHI	25
Chargers continue to bolster offensive line with Oday Aboushi	25
10 Insights: Oday Aboushi Bolsters Chargers Offensive Line	26
KEENAN ALLEN.....	26
Justin Herbert and Keenan Allen: The NFL's next great QB-WR duo?.....	26
JOEY BOSA	28
Joey Bosa enjoying learning and exploring Los Angeles Chargers' new defense.....	28
Chargers Edge Rusher Joey Bosa Put Mental Health Recovery Over Football in Offseason	29
JARED COOK	31
Connection with Chargers new coaches made Jared Cook deal come to pass.....	31
Chargers TE Jared Cook looks to make big plays with Justin Herbert	31
Familiarity with coaches draws Cook to sign with Chargers	32
MICHAEL DAVIS	32
The Chargers' main 'Vato': Michael Davis' background inspiration for his NFL success	32
Back in L.A., Michael Davis Ready to Go 'Next Level'.....	33
Chargers DB Michael Davis seeks to maximize potential with new 3-year deal	33
AUSTIN EKELER.....	34
Austin Ekeler continues to 'pound' his way toward NFL elite status	34
Chargers' Austin Ekeler Launches Gridiron Gaming Group	35

KYLER FACKRELL.....	35
A Conversation With: Kyler Fackrell	35
MATT FEILER	36
Matt Feiler's Journey Defined By 'Grit, Ambition, Hustle'	36
Communication is Key for Matt Feiler & Corey Linsley.....	36
ALOHI GILMAN	37
Kahuku grad Alohi Gilman set to give away 200 LA Chargers cleat to his community.....	37
JUSTIN HERBERT	37
The magic and mystery of Los Angeles Chargers quarterback Justin Herbert	37
Justin Herbert, Chargers' new offense could thrive thanks to his study skills	40
Justin Herbert went from 'Justin Who?' at Oregon to a Chargers standout in five years.....	41
Acts of Kindness: Justin Herbert hosts golf tourney to raise money for Kidsports	42
The Real-Life Diet of Chargers Quarterback Justin Herbert, Who Lives on Subway Sandwiches	43
Justin Herbert's misinterpreted personality becomes Chargers' gain	44
Chargers' Justin Herbert learning he can't let the perils of running in the NFL slide	45
DERWIN JAMES JR.	46
The comeback story of Chargers' Derwin James: 'I'm coming back to be dominant'	46
Why Derwin James Jr. is NFL's most unique defensive player: 'Mr. Versatility' set to do it all for Los Angeles Chargers' defense	48
Chargers' bolt is BACK: 'Alpha leader' Derwin James drives culture of accountability in Los Angeles.....	50
JUSTIN JONES	51
A Conversation With: Justin Jones	51
COREY LINSLEY	52
Chargers' Corey Linsley protects, on and off the field.....	52
Corey Linsley is front and center of Chargers' offensive line rebuild	52
New Charger Linsley looking to prove contract is worth it	53
ASANTE SAMUEL JR.....	53
Asante Samuel Jr. has trouble learning from one former NFL player — his dad	53
RASHAWN SLATER.....	54
Chargers rookie Rashawn Slater's football love affair: 'The sacrifices only made it grow fonder'	54
JERRY TILLERY	57
It's gotta be the socks? How Chargers' Jerry Tillery is setting himself apart.....	57

LOS ANGELES CHARGERS

Dean Spanos is living the dream now, and has no regrets about moving the Chargers to Los Angeles

By Daniel Kaplan
The Athletic
August 17, 2021

INGLEWOOD, Calif. — Years of heartbreak showered Dean Spanos on the way to the polished wood, football-shaped conference table he is seated at, located in a conference room just off one of the two luxurious owners suites in SoFi Stadium. It's Sunday, Aug. 8, and a career-defining day for the owner of the Los Angeles Chargers. About 30,000 fans of the team mill around outside awaiting a practice, their first time inside since the stadium opened a year ago, and the first time the Chargers are welcoming fans to a real home since 2016, their penultimate season in San Diego.

There were the 15 years of fruitless political battles in San Diego over a new stadium that never came; Spanos' white-faced shock after the 2016 vote by NFL owners in favor of what would become the L.A. Rams' project over his front-runner bid to build a stadium in Carson, Calif.; the humbling relocation within a year of that to become a minority partner in the Rams' stadium project; the three years in an Orange County soccer stadium getting roasted for the perception the venue was overrun with opposing team fans and not even sold out; the agony of his parents' deaths in 2018; and now the suit filed by his sister, calling her brother all sorts of names in court papers, aiming to force a sale of the Chargers.

But a strange thing happened amid the rumors of a sale, the social media snark, the laughing predictions of failure, and even one report of moving the Chargers to London: the team is attracting fans and very well could sell out this season. In the Los Angeles region, the team identifies 800,000 hardcore Chargers fans — 40 percent of whom are Latino — and another 400,000 more casual fans.

In a 50-plus-minute interview with The Athletic, Spanos opened up publicly for the first time about his feelings on San Diego. He says he has no regrets. And the club is not and will not be for sale, Spanos said, citing his parents' hope to keep the team in the family.

San Diego remains special to Spanos, who lauded the city and said he has quietly contributed millions to charities there since the tumultuous move.

"I spent half my life there," he said of San Diego. "My kids were raised there. I still have a lot of friends and family there. I mean, it's still part of my life. It will always be part of my life. So I can never personally say anything bad about the city of San Diego, nor will I, OK. You want to talk about politics and some of the other things, different story. But it's a great city with great people, and I'm very appreciative of what they did for the Chargers all the years we were there.

"At the end of the day, our family all agreed to make the decision we felt needed to be made. Coming up here, we knew nobody was going to roll out the red carpet for us, and that was fine. Nothing that's happened was unexpected, nothing. So I don't have a second thought about anything. I don't look back and say, 'should've done this or could've done that.' Look, every day I come into this stadium, I look around, I go, 'My God.' I don't think there's another place in the world you could go and get something like this. So I'm very thankful. I'm very grateful to be a part of this."

Earlier this month, the Chargers disclosed they sold more than 45,000 season tickets, each of which includes a personal seat license. That broke the average pace in San Diego over the club's final 20 years there. There are still challenges, including selling pricey club seats. But the sales figure, which could ease past 50,000 come kickoff on Sept. 19 for the first regular-season home game with fans, is not a surprise, or at least shouldn't be. Entertainment venues of all stripes have seen pent-up demand from COVID-19; SoFi Stadium is a \$6 billion marvel that is sure to wow Angelenos; and the team boasts arguably the most valuable currency in all of professional sports — an exciting young quarterback in Justin Herbert.

"And I think you go right to one, one player, it's our quarterback," Spanos said. "And you know, Los Angeles is a competitive market. We've got 11 or 12 teams competing for attention here. And so it's not just winning, per se, but it's kind of the show you put on. I think we already have an exciting team, and we're going to be even more exciting this year. Ultimately, I think that's what people really want in this town. Yes, you have to win. But it's also how you win. So that part of it is 'Hollywood,' if you will."

L.A. is really a two-team market — the Dodgers and Lakers — and everyone else. Those other teams — MLS, NHL, the Angels, college teams, the Clippers and the NFL entrants — are competing against not just each other but sun, beaches and all that Southern California has to offer. During the NFL's 21-year absence from L.A. — 1994-2015 — a generation there grew up rooting for other NFL teams, so the Chargers and Rams must contend with that, too.

One of those fans is Jeanie Buss, the L.A. Lakers owner who picked up playing fantasy football without any local NFL teams (she dropped it ultimately in silent protest of the former name of the Washington Football Team). Seated crisscross applesauce on a living room chair in her townhouse in the L.A. neighborhood Playa Vista, the front door wide open, Buss said she knows very well from the Showtime Lakers what it takes to get the city's attention.

"You have to have a winning team, you have to have a successful team, and it helps to have charismatic people," said Buss, who predicted the Rams and Chargers would sell out all their games this year. "Any business in L.A. is fighting for attention. There's a lot to do here, you know we've got amusement parks and beaches and beautiful weather. So we're always fighting for attention ... not only is it great to win, but you have to do it with a sense of style. And, you know, kind of create something that you stand for, and then kind of build the pieces around that. Stay true to the brand that you're trying to create or that you know."

In 2017, Buss, whose mother was a Chargers fan, organized a dinner for Spanos at hotspot restaurant Craig's, with about 20 media and business leaders attending, to ease his way into the L.A. cultural milieu. Hotspots, though, are not really Spanos' thing. He debates with staff whether his go-to places can qualify as dives (they don't think so). And he rejects, despite being seated less than a mile from the Forum, the birthplace of the Lakers' Showtime, inviting celebrities and influencers to games, calling such programs "phony." Many teams actively recruit celebrities to games, but for the Chargers, they will get no special invitation.

"I don't seek out a world of paparazzi or any of that stuff," he said. "I don't particularly like that personally. It's just not me. Sometimes it can't be helped I guess. I've got some go-to spots that, I don't know if you'd call them dive joints, but a lot of them are kind of beachy type places. More unassuming. That's what I like. Because I don't get dressed up. I mean, I like to wear jeans and my shorts and stuff."

Buss describes Spanos as humble and as someone who is not transactional, meaning he doesn't offer favors as part of quid pro quo. "He doesn't have to beat you over the head with all the great things he's done. Because trust me, I've met many people in this town" like that, she said. Mark Ridley-Thomas, an L.A. city council member, chooses the adjective modest to describe Spanos, and also calls him "uncomplicated."

In fact, Spanos may have been too humble in the run-up to that 2016 relocation vote by NFL owners. Loyal to the league, he checked off every line of the relocation guidelines, toiling for a decade and a half trying to replace the decrepit venue the Chargers played at in San Diego. The NFL's L.A. owners committee even voted 5-1 for his project in Carson, which would have created a stadium shared with the Raiders. That typically is as good as gold because owners almost never buck committee votes.

And would they buck it for an owner, the Rams' Stan Kroenke, who arguably failed to meet the relocation guidelines (St. Louis' lawsuit on that is proceeding to trial)? Enough owners privately told Spanos he had their support, making him super confident the morning of the vote. And then Kroenke's billions of dollars and powerful backers won the day, though not by enough that he didn't have to accept the Chargers as a partner if they left San Diego.

Decamp San Diego, they would, fueling bitter resentment and vitriol, which seeped into coverage of the team's three years at the Home Depot Center, primarily the home of MLS' L.A. Galaxy. Pictures of empty seats in a 27,000-seat stadium fueled a narrative the Chargers were interlopers. The seats that were filled often had large swaths of opposing team colors. The story went that the Chargers were destined to embarrass the league when the itinerant franchise moved into the plush new stadium.

"That's a bunch of bullshit," L.A. resident and sports broadcaster Jim Gray said of the idea that the Chargers somehow don't have fans because opposing team boosters were filling their temporary home. "Have you been to any one of these stadiums where this isn't the case because of all of the availability now through Ticketmaster and StubHub. ... The folks say, 'I'd rather have X number of dollars more than my tickets and I'll sit home and watch it on TV.' This is symptomatic all across the National Football League."

Ridley-Thomas, the city council member, said the team, and Spanos' construction company, have quietly supported local causes, like ending homelessness and employing high-risk youth, which has quickly made the club a part of the community.

"He has integrated himself into the environment from the vantage point of the leadership of the Chargers saying, 'This is who we are. We are here to be a competitive franchise. But more to the point, we're here to be a part of this community in a very real way.'"

Amy Trask, the former president of the Raiders and an L.A. resident, said the team's community efforts are making a dent.

"I've noticed a consistent increase in the amount of Chargers gear (hats, shirts, license plate frames, etc.) throughout the region, particularly the beach areas," she said. "It is my sense that there is both excitement about the team's on-field prospects as well as a growing appreciation for the considerable community and charitable work the Chargers have been and are doing. The Chargers are going about their business quietly, yet people are taking notice, and there sure is a lot of Chargers gear at the beach."

A full SoFi Stadium on Chargers game days and team swag around L.A. could go a long way toward diminishing the dark cloud that seems to hang over the team, whether that's the seemingly endless supply of excruciatingly painful ways to lose (the team has failed to make the playoffs in nine of the past 11 seasons) or the family legal battle. Dea Berberian, Spanos' sister, is suing to force a sale of the team, contending her brother has mismanaged the family trust that owns 36 percent of the team.

"Dean is a 'do-nothing' trustee whose only interest is in running the team and hoping he can prove his critics wrong about moving the Chargers to Los Angeles," one Berberian motion charged.

In her initial April 1 court filing, she attached a 2019 letter from her brother in which he pledges to hire an investment banker by 2024 to explore selling the team. While Spanos set as a ground rule for the interview no questions about the litigation, he stressed his father's wish was for the team to stay in family hands.

"And I just remember dad always telling all of us, mom right there with him, 'I don't ever want to sell this team,'" Spanos said. "He worked so hard to own a team that one day he'd be able to give to his children. And now we're living his dream. Where we are right now as a franchise, we're not just set up for success, we're set up for sustained success. We have the stability that we're going to need not only for the rest of me and my siblings' lifetimes but for our kids' and nieces' and nephews' lifetimes. That's always what I'm looking at because that was my dad's dream."

His dad, Alex, a construction magnate, bought the team after failed pushes to buy the expansion Tampa Bay Buccaneers and then the San Francisco 49ers in the late 1970s and a brief flirtation with the USFL. When he bought the Chargers for \$40 million in 1984, Dean said his dad told him he would always be thankful for the purchase. The franchise today is worth billions of dollars.

Spanos' great regret is not winning the franchise's first Super Bowl before his parents died.

"The biggest thing to me in terms of disappointment would have to be mom and dad not being here because that was the one thing I wanted to do and have happen before they passed away," he said. "But it didn't happen. We got close. To win it right now would still obviously be special. Very special. To win your first Super Bowl in the first season with fans in this amazing new place, you couldn't script it any better."

Justin Herbert, Chargers ready to be West Coast's next Cinderella squad

*By Adam Schein
NFL.com
April 1, 2021*

The streak is over.

This is the spot in my annual column announcing my choice for the upcoming season's Cinderella team where I normally recount my string of past successes. The 2017 Jaguars reached the AFC title game. The 2018 Bears captured their first division title in eight years. The 2019 Bills won double-digit games for the first time since 1999.

And the 2020 Cardinals ... well, the 2020 Cardinals lost to two backup quarterbacks in the final two weeks of the season, falling out of the playoff race and finishing 8-8. For the first time in four years, my Cinderella team missed the postseason.

I'm still annoyed, even if this isn't technically supposed to be a playoff pick. Nevertheless, I remain undaunted in my search for a sleeper who can capture the hearts and minds of a nation. And unlike last year, when the COVID-19 pandemic shut down the sports world, I can seek inspiration from what has arguably been the best NCAA men's basketball tournament ever.

Thinking about the way Pac-12 teams have repeatedly shocked the experts, with 11th-seeded UCLA's stunning win over top-seeded Michigan in the Elite Eight capping a record-setting run of upsets by the Bruins, 12th-seeded Oregon State, seventh-seeded Oregon and sixth-seeded USC, I found myself channeling the words of the great Coolio:

Ain't no party like a West Coast party, 'cause a West Coast party don't stop!

He's right. And the party baton is about to be carried into the NFL season by my 2021 Cinderella team: the Los Angeles Chargers.

The key in this exercise is identifying a team that did not make the playoffs last season and that is not on the radar of most people (which rules out teams like the Cowboys, who should be favorites in the NFC East with Dak Prescott returning). I know the Chargers seem to attract offseason

buzz like it's their business, but they also have regularly failed to make good on it -- meaning they are, in a way, an ideal post-hype-ish choice.

Plus, like Cinderella's slipper, the Bolts just feel right.

It starts with the quarterback. Regular readers (and listeners and viewers) know I've been obsessed with Justin Herbert since long before Los Angeles' brilliant decision to draft him sixth overall last year. I was enamored with Herbert's arm, athleticism, accuracy, smarts, leadership and poise, and how it could translate into instant NFL stardom. It all came to fruition in a debut season for the ages, with the former Oregon Duck throwing for 4,336 yards and 31 TDs (against just 10 picks) before capturing the Offensive Rookie of the Year award.

He developed a tremendous rapport with underrated star receiver Keenan Allen while showing he's the kind of special player who elevates everyone around him. The kid has it.

And that's just what we saw last year, when he started off as a backup who had to adjust to the NFL during a COVID-limited offseason. Think of what Herbert will be able to do in 2021, entering as an entrenched starter.

Think of what he'll be able to do with a new coach.

I love ex-Chargers coach Anthony Lynn, who earned my vote for Coach of the Year in 2018, when he helped the team to a 12-4 record and playoff berth. He's a great person. But the team was dropping too many close games, racking up more defeats by seven points or less (15) in the past two seasons than any other NFL team in that span, and Lynn's game-management was a significant problem. Losing was becoming too normal. A change was needed.

Brandon Staley is the right guy at the right time. While there is always an unknown surrounding first-year coaches, Staley represents a calculated upgrade. The well-respected defensive whiz, whose players seemed to love playing for him in previous stops with the Rams, Broncos and Bears, will end the run of "you can't make 'em up" losses that has been dogging the Chargers.

Yes, what really gets me excited about this team is thinking about all the additions that were made to help Herbert, from Staley to Corey Linsley, who will be worth every single penny of his five-year, \$62.5 million deal as the new leader of the offensive line. I raved about the fit and contract in this space last week -- he's the best center in football. Tight end Jared Cook, filling in for the departed Hunter Henry on a one-year deal, is a great replacement who will be able to groove with the QB.

And I cannot wait to see what general manager Tom Telesco does with the 13th pick in the 2021 NFL Draft.

Telesco is a huge part of this. He's a brilliant talent evaluator, and he's loaded the roster with promising players who haven't even reached their peak yet. Think of their overlooked depth and ability at running back (2020 fourth-rounder Joshua Kelley) and receiver (former undrafted players Jalen Guyton and Tyrion Johnson).

One year ago, a few months after Telesco picked linebacker Kenneth Murray with a second first-rounder, I made the case that the Chargers' defense was the best in the NFL. While Murray was terrific as a tackling machine, logging 107 total tackles (second-most among rookies last season), I had to back off that bold claim when safety Derwin James was lost for the 2020 season. James will be back, and he will thrive in Staley's dynamic and diverse scheme. Joey Bosa is a flat-out monster at defensive end, one of the best defensive players in the sport. He's a nightmare for opposing quarterbacks -- and I think Staley can make him even better. That's scary.

Obviously, it will be tough to win the AFC West, where Patrick Mahomes and the Chiefs loom. But I love this Chargers group, which is just silly with upside. The right people are in place -- and they will get me back on track after the Cardinals let me down last year.

The slipper will go back on that foot. And somewhere, Coolio will be smiling. Because this West Coast party is going to roll long past midnight.

State of the 2021 Los Angeles Chargers: Can Brandon Staley lift talented roster into NFL playoffs?

By Adam Rank
NFL.com
July 14, 2021

Members of the Chargers organization, Chargers fans around the world and those who are still waiting on for a remake on this classic song: **Super Chargers song**

Today is a great day to be a fan of the Los Angeles Chargers. I know, you might have heard this before and these words reach you with some skepticism.

But the Chargers are truly in a great spot. A young innovative coach and staff. One of the best young quarterbacks in the game. And a defense that can even put a scare into Patrick Mahomes.

The Chargers could make some noise this season.

How the Chargers got here

Let's take a quick look back at the highs and lows of the 2020 season.

The highs:

- Finding the franchise QB. I know it had been a long drought going from Philip Rivers to Justin Herbert. I mean it as all of **checks notes** one game. And I know it was weird the way Justin got his first start. But who cares. You have a franchise quarterback again. You went from Drew Brees to Philip Rivers to Justin Herbert. As a fan of a franchise that has struggled to find a quarterback (I support the Bears), I was jealous.

- Blue streak. It's the annual rite of fall. Out of playoff contention, the Chargers go on a massive winning streak to pad their record and make things not look so bad. This time, the Chargers closed out with four straight wins.

The lows:

- Bittersweet opener. The Chargers opened the season with a win at Cincinnati, which was huge. And then Herbert made his surprise start in Week 2. But the Chargers lost a heartbreaker in overtime. They had taken 20-17 lead with 2:27 remaining, but the Chiefs drove down the field to force overtime and eventually won the game.

- Skidding. The Chargers had a four-game skid to limp into the bye week at 1-4. After a win over Jacksonville, they dropped three more consecutive games to basically remove themselves from playoff contention. But at least you didn't lose to the Jets like the Rams did.

2021 VIPs

Head coach: Brandon Staley. The NFL went an entire year without hiring a Sean McVay assistant, so thankfully the league course corrected with the hiring of Staley. It's like when Disney didn't churn out the same kids movie over and over, but hey, they've made one and this time they are sea monsters. I'm kidding. Luca was great. But I do really like the hiring of Staley, the Rams defensive coordinator from a season ago.

You know, McVay made a bold move to remove Wade Phillips and go with Staley. But it was perfect. The Rams led the NFL in scoring defense (18.5), total defense (281.9) and pass defense (190.7) in his first year as defensive coordinator. Staley was also part of some good defenses in Denver and Chicago, learning under Vic Fangio. And he's coming to a Chargers team that's already pretty damn good defensively. You're building a team that will have a defensive identity -- one that could be the best in the league. And you combine that with a franchise quarterback who looked like the real deal last year. In fact, let's just get into that for a moment.

Quarterback: Justin Herbert. I was apprehensive about Herbert last year because I was worried about his performances in some big games at Oregon. And well, I'm an idiot because Justin had one of the best rookie seasons a quarterback has ever had. He set an NFL record with 31 touchdown passes. His 4,336 passing yards were the second-most by a rookie right behind Andrew Luck. But remember, Justin did not play in the team's first game of the season.

And I know a lot of people -- **cough** Vikings fans **cough** -- were a little miffed that Herbert won the 2020 Offensive Rookie of the Year award. But be serious. Justin Jefferson was amazing last year. But a record-breaking franchise quarterback is getting that hardware. And there is reason to believe Herbert can be even better this year.

Projected 2021 MVP: Joey Bosa, edge. One of the most-exciting things to look forward to this season is Staley working with Bosa who has been one of the best players in the game when healthy. Bosa led the Chargers with 7.5 sacks last year but missed four games with a concussion and shin injury. He has missed at least four games in three of his five seasons.

But when he's on the field, he's dominant. He had 12.5 sacks in 2017 and 11.5 sacks in 2019, his two full seasons in the NFL. And Staley's defense was first in the league last year. This could be a season when we see Bosa emerge as the best in the game. Kind of like when Leonardo DiCaprio went from being the guy from *Growing Pains* and *Poison Ivy* to the guy in *The Basketball Diaries* and *Titanic*.

2021 breakout star: Tyron Johnson, receiver. I feel like we do this every year with Chargers receivers. Keenan Allen is truly one of the best in the game, and perhaps, one of the most overlooked pass-catchers. But we're always looking for that Dick Grayson-like sidekick. While Mike Williams will be talked about a lot, I'm looking forward to seeing Johnson. A former practice squad receiver who quietly developed some chemistry with Herbert. He had 20 receptions for 398 yards and three touchdowns last year. And he was called out by Staley in this press conference.

No, in a good way. Remember, TJ was the club leader in air yards per target? Herbert threw 11 deep pass touchdowns (20+ air yards) last year, which was tied for third in the league, according to Next Gen Stats. That's on a Russell Wilson, Patrick Mahomes and Aaron Rodgers level.

New face to know: Corey Linsley, center. Daps (are we still saying that?) to Linsley for getting out of Green Bay. He doesn't need to worry about getting caught up in the Aaron Rodgers drama; instead, he traded in for a younger quarterback and is likely living the life in Newport Beach. Or at least that's where I would have chosen to go. Not too bad for him. Linsley is coming off an All-Pro season (his first) and will hopefully anchor a line that used the fifth-most combinations last year. And that will be important. Herbert led the NFL with 1,113 passing yards and nine touchdowns under pressure in 2020. He was sacked 32 times in 2020, which was tied for the ninth-most in the league. And the Chargers had the third-worst PFF pass-blocking grade (54.5) and worst run-blocking grade (46.5) in the NFL in 2020.

The 2021 roadmap

The competitive urgency index is: MEDIUM. You have a first-year coach, so you can't have these wild expectations for the Chargers. But at the same time, you have this pretty incredible roster, so maybe you can expect to win some games.

Three key dates:

- Week 3 at Kansas City Chiefs. The Chargers open with two winnable games at Washington and at home against the Cowboys. But they then go on the road to K.C., where they have had some success. And follow that with a home game against the Raiders.

- Week 11 vs. Pittsburgh Steelers. I'm interested to see how the Steelers play this season. I feel like both teams are in a spot where they aren't the best team in the division but will be competing for a playoff spot.

- Week 17 vs. Denver Broncos. Man, the last three games of the season should be against division rivals. I'll have to settle for a home date with the Broncos and closing the season in Vegas for the Chargers. This could be (and should be) for a playoff berth.

Will the Chargers be able to ...

Get the rookie version of Derwin James? My guy Dan Hanzus has James listed as his MVP for the Chargers this season, and I really like that pick. The Chargers stole him in the 2018 NFL Draft and he was pretty damn good. I mean, if you consider being an ALL-PRO pretty good. I don't know, you might have a different definition. The only thing is that injuries have derailed him over the last couple of seasons. He's played in just five games in the last two years. But the good news is, he was on the field for the team's most recent OTAs. And playing for Staley should give him the opportunity to put the last two years behind him and get back to that All-Pro level.

Be even better on offense? It's a weird thing to be talking about, I know. The Chargers were top 10 in total yards per game, passing yards per game and third-down percentage last season. But they did not have a player with 1,000 scrimmage yards in 2020.

I know, I would have thought Austin Ekeler had done it, too, despite him missing six games with a hamstring injury. He finished with 933 scrimmage yards, leading the team for the second consecutive year. Allen had 100 receptions but finished with 992 receiving yards to go with eight touchdowns. Going for 100 receptions but less than 1,000 receiving yards seems pretty tough to do. Allen ranks in the top six in the NFL in receptions and receiving yards since 2017. And, I don't know, maybe if the line can block for Herbert a little bit this season, then maybe they can put it all together for an even better year.

Proceed with Jared Cook? This is one of the things that would go along with the previous point. Hunter Henry signed with the New England Patriots during the offseason. The Chargers replaced him with Cook. And even though he's 34, I really do like this signing. He has familiarity with Joe Lombardi when he played in New Orleans. Cook's been productive over the last number of years. Lock him in for about 400 yards and five-ish touchdowns. And with some of the players I've already mentioned like Ekeler, Keenan and my guy Ty Johnson, he doesn't need to be a superstar. He can just be a small part of an ensemble cast. Like Ted on Scrubs. He wasn't the main character. But he was an underrated gem who stole most of the scenes he was in. Cook just needs to pick his spots, and I would venture to say the Chargers don't miss Henry at all.

One storyline ...

... people are overlooking: How good Staley's defense was against the deep ball. The Chargers allowed a 111.2 passer rating on deep passes last season, which ranked 25th in the NFL. The Rams allowed a 29.2 passer rating on deep passes last year, which was first in the league. But then again, when Nick Foles is missing a wide open Darnell Mooney -- sorry not the time for that. I apologize. But man, if the Chargers can shore this up ... And they drafted Asante Samuel Jr. in the second round. This guy was a steal. Last year, PFF had him forcing 30 incompletions, tied for the second-most among cornerbacks in FBS since 2018. He also allowed a passer rating of 46.2 last season, which led the ACC.

... people are overlooking: Chase Daniel is the backup. Holy lord, I love Chase Daniel. He's made a career off being a backup quarterback.

He's the Allen Covert of the NFL. And you probably don't know that name. But once you Google him, you're going to be like, "Oh yeah, that guy." And you're going to want to give me a fist bump the next time you see me.

... people are overthinking: Touchdown regression for Justin Herbert. The previous three quarterbacks to tie or break the rookie passing touchdown record did not increase their passing touchdown production the following season. Peyton Manning, Russell Wilson and Baker Mayfield all had fewer touchdowns. Only Dan Marino had more. My thing is, don't look at his passing touchdowns (I still took him in my dynasty draft). Because if the defense plays better, maybe Justin doesn't have to throw the ball 90 times a game. And the Chargers are playing with a lead. So don't judge Justin's second year on touchdowns alone.

... people are also overthinking: The coaching staff. I mentioned Lombardi, who is coming from New Orleans, which is great. Renaldo Hill is the defensive coordinator. And maybe it's just my thing. But I like when these young coaches have a veteran, former head coach on the staff like when McVay had Phillips. But then I look at Joe Judge and Jason Garrett and I've already talked me out of this. Do your thing, Staley, I believe in you.

For the 2021 season to be a success, the Chargers MUST ...

Not lose games in horrific fashion. I mean, check out Twitter any time the Chargers lose. Because people -- who once said it as a joke -- now have legitimate empathy for the Chargers finding creative ways to lose. At least until the playoffs are out of reach and they go on a winning streak to close out the season.

In closing

Chargers seasons can be a lot like DC movies. They get all sorts of hype and buildup. You purchase your ticket. And you end up walking away disappointed. Well, maybe that was true years ago. DC has been on a roll lately, and I would even say it's outdoing Marvel in some spots. Likewise, I really do believe the Chargers are ready for big things again. It would be dangerous to just write them off as the "same old Chargers" because that's just not the case.

BRANDON STALEY

Column: Well versed on Chargers curse, Brandon Staley might be the coach to end it

By Dylan Hernandez
LA Times
September 8, 2021

A well-regarded sports executive once told me that only an idiot would judge a coach based on what he says at his introductory news conference.

Almost eight months after Brandon Staley was hired by the Chargers, every time the rookie head coach speaks publicly is basically an extension of that news conference. His team has yet to play a real game; most of what the former Rams defensive coordinator says is theoretical. Until he wins a game, his words are just words.

Nonetheless, as Staley spoke recently under a giant tent next to the Chargers' practice field, he made a convincing case for why he'll be the man who removes the longstanding curse afflicting the team.

The first step in solving a problem is acknowledging there is one — and Staley is acknowledging their wretched history.

"I think what people don't do a good enough job of is admitting what's out there," Staley said. "What I've tried to do is confront the truth head on with these guys. Like, hey, people do think that you're cursed."

Wait, he has addressed this with his team?

"Oh yeah," Staley said.

Curses don't exist. Staley knows that. But he also knows how a franchise's past can affect the mood of a fan base in times of crisis, how a sense of fatalism in the stands can gradually seep onto the field until the negativity becomes inescapable.

"I'm a former cancer patient," Staley said. "So are both of my parents. There is no such thing as a person with bad luck. It's just life. It's what you make of it. We'll write our story, based off the people that are here and how we do things."

Makes sense. Much of what Staley says does.

The 38-year-old Staley, who was the defensive coordinator at John Carroll University just five years ago, is an engaging communicator. He speaks in grammatically-correct sentences, which doesn't seem like a big deal until you consider how few people do.

His players rave about how smart he is. So do the reporters who cover him every day.

"I love the way he talks," receiver Keenan Allen said. "He talks with passion, energy and confidence."

Staley also has a potential generational quarterback in Justin Herbert.

"Quarterback helps a lot," Staley said. "Your odds of playing in the Super Bowl aren't very good if you don't have a premium quarterback. If you don't, you have to be loaded everywhere else. It's just hard to do."

Herbert passed for 4,336 yards and a rookie-record 31 touchdowns last year after being a first-round pick.

"Normally, when you see someone that is as talented as Justin, they will tell you size, arm strength," Staley said. "But that's not what people talk about. What they talk about first is intangibles, how sharp he is, what a hard worker he is, how humble he is. And that's how I know he'll be a special guy because he has the tangibles on top of premium talent."

Staley especially likes how hard Herbert is on himself.

"That's what great competitors have, that perfectionist [mentality]," Staley said. "An artist can spot his own flaw before anyone else can. But not only can he identify it, then what he does is he goes out and takes care of it every day. He's the last one on this practice field every day. He's the last one every day. He's the first one in our building every day and he has that competitive stamina to bring his game to life."

Herbert was upbeat about how he prepared for his second season by facing a Staley-designed defense in training camp.

"He'll talk about their defense and explain, 'This is why we play it, this is how the safeties will play it,' and how to beat it," Herbert said. "Those are great conversations because I'm new to this league. To learn whatever I can and be around that, he's a guy that knows so much, so that's super helpful."

The Chargers are hoping Staley will be a defensive version of his previous boss, Rams coach Sean McVay. In his lone season with the Rams, Staley coached a defense that gave up the fewest points and yards in the league.

Staley will have players to work with on the Chargers' defense, so long as the group remains healthy.

All-Pro safety Derwin James was sidelined last season recovering from a knee operation. Defensive end Joey Bosa sat out four games because of two separate concussions.

"They hold their disguise so well and they're always showing [coverage] shell," Herbert said. "It puts the offense in a tough position because everything looks the same and you're not really able to pick up where the pressure is coming from, where to slide to and who to point. Just seeing all of that, it doesn't get much more complicated than that, so I have really appreciated that."

How Staley deploys Bosa could be critical, as Melvin Ingram's departure to the Pittsburgh Steelers will allow blockers to focus more on him. Bosa said he liked the culture Staley was creating, something that will be critical when hardships strike.

"He's a genuine guy and he really wants that out of his players," Bosa said. "I don't think that there's any surprises — when we hit some adversity, we'll see what we're all made of together — but, right now, I like his energy. I don't see it as a fake or forced thing. I think he's learned from some of the best coaches in the league, so he likes to emulate that kind of stuff. I think he's really genuine. Personally, I really appreciate that."

Staley has said all the right things so far. The question is how that will translate on to the field.

Brandon Staley gets Chargers to buy in with collaborative culture

By Gilbert Manzano
Orange County Register
July 27, 2021

Brandon Staley was introduced as the Chargers' head coach, but he looked the part of a motivational speaker by comfortably engaging with about 100 high school athletes during a football camp at Long Beach Poly High earlier this month.

Staley noticed three-time Super Bowl champion Willie McGinest standing to his left while he spoke about building relationships and seizing opportunities.

"I told the group, when you're around guys like Willie McGinest, you need to take advantage of that opportunity and introduce yourself," Staley said about the Long Beach area legend who attended Poly and USC before winning championships with the New England Patriots. "You need to be around a guy who comes from where you come from and has achieved all that he has."

"I know I'm going to introduce myself after this because I know that there's things I'm going to learn from him."

Staley learned plenty from McGinest after a lengthy introductory chat about what it takes to win a Super Bowl and how to make a lasting impact in Southern California.

Staley plans on sharing that knowledge from McGinest – and everything he's learned in the past seven months since being hired as the Chargers' head coach – to his 86 players who were expected to report Tuesday for the start of training camp. Staley's first camp practice as a head coach is Wednesday at Jack Hammett Sports Complex in Costa Mesa.

A RELATIONSHIP-DRIVEN COACH

Staley, 38, has quickly made a name for himself as an innovative coach constantly looking to learn from others by forging genuine relationships. His giving-and-receiving approach has led to a meteoric rise since earning his first NFL coaching job with the Chicago Bears in 2017.

He's no longer the assistant coach pushing for a head coaching gig, but he continues to have the same approach and isn't leaning on his impressive credentials, which includes turning the Rams into the top-ranked defense in the NFL last season during his one-year stint as defensive coordinator.

Staley spent the offseason listening and encouraging feedback from his new Chargers players and coaching staff to gain trust and create a collaborative environment.

"It's a position that he has been working really hard for," Chargers edge rusher Joey Bosa said about his first impressions of Staley. "Now, he gets to be the head guy and run things exactly how he wants to. He wanted us to know how confident he is in us as players and how much he trusts us. He's really open to talking and suggestions. It's a great relationship that he's building so far."

Staley's defensive scheme produced winning results with the Rams, but he spent months tweaking it to fit the strengths of the Chargers' defensive roster that features Pro Bowlers Bosa, safety Derwin James and cornerback Chris Harris Jr. and emerging linebackers Kenneth Murray and Drue Tranquill. Staley took the foundation of his defensive system from Broncos coach Vic Fangio when he was his outside linebackers coach in Denver and Chicago from 2017 to 2019. But Staley didn't attempt to replicate Fangio's scheme and added his own wrinkles.

"He is his own man," said Harris when asked to compare Staley to Fangio. Staley coached Harris with the Broncos in 2019. "He is doing it the way that he wants to do it. He's more relational than Vic (Fangio). Vic is kind of closed-door. You have to work your way in with Vic. Coach Staley, he is just a very sociable guy."

Although Staley was assigned to the outside linebackers, he often asked Harris for advice during their lone season together in Denver.

"We talked all of the time, all through the year and during the season," said Harris, a four-time Pro Bowl cornerback. "He would pick my brain, 'Chris, what would you do in this coverage? What did you think on this?' We would just talk football all of the time. From there, I knew that he was a very intelligent coach. He was a very relationship-driven coach. Guys liked him."

"Then Coach Fangio always had opportunities for his assistants to have presentations. Coach Staley always had amazing presentations and always kept everybody upbeat on what he was presenting. From there, I knew that he would definitely have a great chance to be a head coach."

BLENDING IDEAS

Staley, who overcame cancer after being diagnosed with Hodgkin lymphoma at 24, presented himself as a friendly and talkative coach during a 90-minute introductory news conference with Chargers reporters in January.

Chargers assistant coaches and players have yet to see Staley shout in anger and many don't expect that to change when the games arrive – win or lose.

Defensive backs coach Derrick Ansley first worked with Staley in 2012 at the University of Tennessee when Staley was a graduate assistant. Ansley said Staley's friendly personality hasn't changed in the past decade.

"He always came off very humble, very eager to learn and asked a lot of good questions," Ansley said. "You could tell at that age that he was going to go on to bigger and better things. He was always impressive from Day 1. He hasn't changed one bit."

Staley is the latest 30-something NFL head coach with a calm demeanor. He quickly meshed with Rams coach Sean McVay last season because of their similar personalities. Staley will use what he learned from competing against McVay during Rams practices to form the best offensive system for quarterback Justin Herbert, the reigning Offensive Rookie of the Year. But Staley, a former college quarterback at Dayton and Mercyhurst University, will also collect past experiences from his coaching staff.

Quarterbacks coach Shane Day has recent success from working with Kyle Shanahan and the San Francisco 49ers the past two seasons. Offensive line coach Frank Smith made a lasting impact as a tight ends coach with the Las Vegas Raiders and was instrumental in Darren Waller's development. Offensive coordinator Joe Lombardi spent 12 of the past 14 seasons working in New Orleans with Saints coach Sean Payton, who has operated one of the most productive offenses in the NFL since 2006.

"It's been really fun to work with him because he's one of the few guys that's a defensive head coach but also played quarterback," Day said about Staley. "That's a very unique experience. I've really enjoyed having our conversations because he's bringing a lot to the room. He's shared a lot of defensive perspectives with the quarterbacks. When he's able to frame it from a quarterback's perspective, that really helps us integrate it into our thought process. I've really enjoyed a lot of our conversations."

Staley has been busy blending ideas from different perspectives to create a successful operation on the field, but it always goes back to relationships for the coach from Perry, Ohio. Taking the time to get to know his players away from football is how he got the Chargers to quickly buy in, despite his lack of head coaching experience.

BUYING IN

James immediately realized his good friend and Rams cornerback Jalen Ramsey was right about Staley when the two had their first conversation during Staley's tour of the Chargers' facility.

"Everything that I've heard, and everybody I've met through this game, had nothing but great things to say about (Staley)," James said. "Our first talk on his first day here, the day he signed with the Chargers, I remember him just bringing me up here and wanting me to be a part of his moment. For me, it's just relationships. Everything that's been said has been spot on."

Staley has embraced backgrounds and personalities by letting players be themselves. He refers to cornerback Michael Davis by his nickname "Vato," which is Spanish slang for man.

"That's what he likes to be called," Staley said about Davis, who's half Mexican. "If you know Vato, that's such a big part of his story. What you try to do is you try to tap into that, and I think what's so cool about learning L.A., Southern California is that Mexican American, that Latino population is such a huge part of the fabric of this place and what makes it so cool."

"So the fact that we have a player that's half Mexican and what that means to people, because he's so proud of his heritage, yeah, I'm going to tap into that."

Staley has made all the right moves when it comes to building relationships and installing his systems this offseason, but the next phase of his challenge as a first-time head coach is getting his team prepared during training camp as games quickly approach.

RELYING ON TRUST

Staley will have plenty on his plate as the team's defensive play caller, but he plans on leaning on the trust he has with his coaching staff, specifically defensive coordinator Renaldo Hill, who will be in the booth while Staley calls plays on the field.

"I've learned so much from him and we have such a strong professional relationship and personal relationship," Staley said about Hill. "I think having that upstairs perspective as a coordinator, there's going to be things that I think he can help me with between series. ... He can talk to the defensive staff from an adjustment standpoint when my big-picture focus then transitions to (special) teams or offense and I think we've done a lot of trial runs in the spring camp.

"I can't emphasize how special of a coach he is and how much he's meant to our staff and our players."

Staley has quickly risen through the coaching ranks because he listens and wants others to succeed with him. That formula helped him as a small-program college coach at John Carroll University and James Madison and he hasn't gone away from that in the NFL.

The relationships and trust Staley has created since being hired as head coach will dictate how the Chargers go in 2021.

Chargers' new leader a family man: 'I am from the Bruce and Linda Staley coaching tree'

By Jeff Miller
Los Angeles Times
February 5, 2021

It was a single line — just 10 words — from a news conference that stretched beyond an hour and a half:

"I am from the Bruce and Linda Staley coaching tree."

When Detroit unveiled its new head coach on Jan. 21, the guy talked about biting kneecaps and kicking teeth, Dan Campbell's bizarre fit of passion stirring national attention.

On the same day, just a short time later, almost no one noticed when Brandon Staley was introduced by the Chargers and talked about his mom and dad, calling them "my heroes."

This is a coach whose first NFL job came with the 2017 Chicago Bears and noted defensive mind Vic Fangio.

When he was coaching collegiately at John Carroll, Staley was so enamored with Fangio's concepts that he would finish his meetings and game-planning, and rush off to study whatever Fangio was up to next.

Back then, Fangio was San Francisco's defensive coordinator and catching the 49ers on television in Ohio sometimes meant having to go to a nearby sports bar, where Staley would sit alone in wonderment.

After the 2018 season, Fangio left Chicago to become the head coach in Denver and took two assistants with him. One of them was Staley.

Barely a year later, Staley was hired by the Rams to be their defensive coordinator and brought along everything he had learned from his handpicked mentor.

Still, when asked to declare his roots, Staley put family over football, which is understandable given how much this family, bonded by hard reality, has persevered together and kept alive a tradition of teaching.

"I am from the Bruce and Linda Staley coaching tree."

That is Brandon Staley's line and this is the story behind that line.

Everyone else saw him coaching Jalen Ramsey that day, in a moment especially poignant and peeved.

Television cameras showed Staley reasoning with the Rams' all-everything cornerback shortly after Green Bay had taken a one-touchdown lead on an Aaron Rodgers pass.

Ramsey, his team en route to a crushing 32-18 NFC divisional-round playoff loss last month, was visibly upset on the field and now well short of pleased on the sideline.

Sitting at home just outside Pittsburgh, nearly 700 miles from Lambeau Field, Jason Staley watched his twin brother coaching, too, but saw something else entirely.

He saw the woman whose impact was so profound on the Chargers' new coach that it resonates still today, nearly 17 years after her death.

"Watching Brandon teach those guys, I get a little bit of my mom back," Jason said. "I get to see that, and it's just so cool. It's the reason I pay whatever DIRECTV charges me to get his games."

Linda Staley taught sixth-grade English in northeast Ohio before the breast cancer won, ending her 9½-year battle against a disease doctors estimated would take her life in less than one year.

Bruce Staley also was a teacher — fourth-grade math — before he and Linda learned their first child instead would be children, twin boys. A combined annual income of \$22,000 wasn't going to work for a household about to double in size.

So Bruce took a second job that eventually became a second career in adhesive materials. He was a coach, too, mostly AAU basketball, working with the twins from fifth grade through their junior years at Perry High, about a 45-minute drive from Cleveland.

He always had an even, measured demeanor on the bench and an equally steady point guard on the floor, Brandon possessing sublime ball-handling skills and the sort of passing ability that led to him setting assist records in high school.

Two decades later, while watching the Rams play the Packers, Jason said he laughed more than once at the images of his brother at work.

"He looks like my dad, kind of stalking the basketball sideline," Jason, 38, said. "It's like a flashback: 'That's my dad. That's what he would do.'"

Brandon knew only two positions growing up: point guard and quarterback. He was the sort of player who almost never was taken out of a game. He was athletic but — at 6 feet, 160 pounds — there just wasn't enough of him.

So he ended up at Dayton, which plays non-scholarship football, arriving as a fifth- or sixth-stringer. During that first year, buried on the depth chart, Brandon attempted to walk on to the school's Division I basketball team. He made the final two before being cut.

He'd end up starting for two seasons in football, operating the Flyers' option offense, being voted a captain and winning 16 of 21 games.

"He was as good as any player we had on the chalkboard," said Mike Kelly, Dayton's coach at the time. "He would always ask why. Most athletes don't ask why. It's, 'OK, Coach, got it,' and they just go to it. Brandon wanted to know why all the time."

The call to return home came during Brandon's junior year. It was his father. Mom was dying. Originally diagnosed with 21 cancerous lymph nodes, Linda's fight had been an extended and courageous one.

The disease showed up when the twins were 11 and not quite two months after they'd lost an aunt, Ann Maltarich, also to breast cancer. The first two years weren't as bad as the seven that followed as Linda's condition intensified, even as she long outlived the forecasts.

"An incredible will," said Bruce, a two-time cancer survivor himself. "Nothing ever negative, either. Not a 'why me' kind of thing. Incredible resolve. Just graceful. That's what I saw."

Linda would spend weeks at a time in the hospital, typically isolated and communicating with her three children — the Staleys have a younger son, Michael — mostly through journals the boys would write.

So they didn't always see the pain, but seeing the struggle was as unavoidable as the sound of their mother in the bathroom getting sick again. Jason said he never saw his father cry, those tears also coming only in private.

"That kind of fight leaves a mark," Jason said. "As kids, you see that and there's no way that doesn't affect you. When you think back to how they handled it and how she fought, those are the things that empower us."

At his introductory news conference, Brandon called his mother "the most graceful, loving, strongest person I know." He also said she remains his inspiration today "as a coach, as a father, as a husband."

He didn't include "as a teacher" but only because there's little difference between teaching and coaching to Brandon, who became more than a son to Linda after she was diagnosed. He and his brothers also became her students.

No longer able to work, Linda taught her sons instead, showing them the importance of building relationships with students and recognizing how each one learns and then using that foundation to build something special.

"She's the best teacher I've ever seen, certainly," Brandon said. "She was always able to reach people that were more difficult to reach. Seeing that up close when I was a little kid, I saw the power in that. I've tried to embody a lot of that as a coach."

The lesson remains powerful today and so, too, does the memory of Linda's goodbye. Jason said the turnout at her funeral was eye-opening in the number of lives his mother touched, all that love expressed after she died on Valentine's Day 2004.

Two busloads of players arrived from Dayton and two more from Mercyhurst College, where Jason played linebacker and was student body vice president. Jason that day even had to help a few of his teammates tie their ties.

"You would have thought the funeral was for a superstar," Bruce, 63, said. "The line to get in this place was unbelievable. It was more than you could have hoped for. I'm sure she would have been thrilled."

Mercyhurst is a small liberal arts school in Erie, Pa., hardly known for its athletes but famous for its underdog. Former heavyweight champion Buster Douglas was recruited to play basketball for the Lakers in the early 1980s before giving up hoops for boxing.

In 2005, the school was home to another long shot — a reunion of the Staley twins, Brandon transferring to play football with his brother one final time, both now graduate students.

They lived together and worked out together, even took a class together. Jason had considered not using his final season of eligibility, but Brandon talked him out of it.

Marty Schaeztle wrote all about the twins that season for one of the school's game-day programs. He knew their story well since Schaeztle also is the Lakers' football coach.

"I think once they lost their mom, they really realized the value of family and time," he said. "I think they believed it would be a very good thing to play one more time together. We were fortunate to be able to make that happen."

Brandon practically dragged Jason to watch film with him and catch his passes. As one of the team's new captains, Jason had no choice but go along, refusing to be outworked by someone who had just arrived on campus.

He also had no interest in looking bad in front of his big brother. See, Brandon is the older twin, by two minutes. Still, there were times when big brother was almost too driven.

"He was a classroom rat, a film rat," Schaeztle recalled of Brandon. "It was natural for him to try to put everything together, from the protections to the routes to what was going on in the backfield. It came to him very naturally."

By that point, Brandon was on his coaching path and, the next year, was a graduate assistant at Northern Illinois. Those 2006 Huskies made the Poinsettia Bowl.

It was on that trip to San Diego that the night sweats and the flu-like symptoms turned worse. Brandon, who also had a growth in his chest, called his dad, and Bruce remembers telling him, "You need to get home and get home now."

The doctors determined it was lymphoma.

"As a twin brother, it's the worst day of your life, scariest moment of your life," Jason said. "I'm feeling guilty because I don't have it. I would have given anything, anything to take that cancer out of him and put it into me."

These twins would eventually serve as each other's best man. They got engaged only two weeks apart and married just six weeks from one another.

They competed plenty as kids but, more often, teamed up. Brandon was always the better athlete. Yet, to this day, the only thing that really bothers Jason is the fact that Brandon, despite being an inch shorter, was the one who could dunk a basketball.

Brandon now calls the six months of chemotherapy and six weeks of radiation that followed his "cancer journey." He phoned his twin brother after every treatment, reassuring Jason that things would work out, the patient also the healer.

As a former college quarterback evolved into an NFL defensive coordinator, Brandon has been touted for his ability to see football from both sides. His vision goes even deeper than that.

"I looked at it as a chance to compete," Brandon said of his diagnosis. "It was a chance that could really bring out all the best in me. When you get to the other side of it, there's an energy, there's a strength, there's a feeling that you can do anything that you dream of. That's what I've been trying to do every day since."

And now, he's the Chargers' head coach, a young, sharp leader ready to pair with Justin Herbert, the team's young, sharp quarterback.

Brandon's first call after accepting the job was to his wife, Amy. His second was to Herbert.

On the day he was introduced by the Chargers, Brandon called Herbert again, this time for a video chat, explaining later that he wanted to loop in his quarterback as a way of gaining Herbert's trust.

The call included not only Brandon but also Amy and couple's three young sons — Colin, Will and Grant.

"That meant a lot to me," Herbert said. "He had so many other things to do that day. To set aside some time like that was special. I thought that was a pretty cool moment."

They talked family and relationships before they talked football, this disciple of Vic Fangio leaning instead on the lessons from home, the lessons taught by his most favorite of teachers.

At the Perry Cemetery, a family friend recently hung a Chargers lanyard over Linda's gravestone and sent the twins a photo.

Thinking back to his mother, Brandon said, "She's not here, but she's with me."

And that won't change anytime soon, not for someone who comes from a coaching tree carved from his family tree.

A brother's promise and the D-II season that led Brandon Staley to the Chargers

By Daniel Popper
The Athletic
March 23, 2021

Mitch Phillis was still learning, and like any 19-year-old college sophomore, he had questions. But he was afraid of asking a dumb one to his superior — in this case, his football coach.

Phillis had taken over as Division II Mercyhurst College's starting quarterback four games into the 2005 season. He was developing, there was no doubt about that. But his coach was demanding, and Phillis did not want to mar his progress with public embarrassment. So in the film room, as his coach toggled through cut-ups of an exotic defensive coverage, Phillis bit his tongue.

Luckily, he had a human answer key sitting next to him: Brandon Staley, a fifth-year grad transfer backup quarterback who, despite being only 22, already was an encyclopedia of football schematics. The film session would wrap up, and later, Phillis would find Staley in the locker room to ask the questions that had been eating at him. Staley would happily oblige: It was a split coverage, of course. Man on one side, zone on the other.

Problem solved. Embarrassment avoided.

Fifteen years before he was hired to lead the Los Angeles Chargers, Staley's remarkable capacity for teaching, distilling and communicating information already was there — it just had to be uncovered. He had started two games earlier in the fall while Phillis dealt with a training camp injury, but once Phillis was healthy, he returned under center, and Staley was faced with the finality of his playing career.

Instead of wallowing, though, Staley did what was natural, what he always was destined to do.

"He just started coaching," says his twin brother Jason.

Jason Staley was ready to break up with football. His mother, Linda, died on Valentine's Day in 2004 after a long battle with breast cancer. "She approached just a truly awful disease with an amount of grace that is really hard to put into words," Jason said.

Jason, a linebacker, spent the 2004 season at Mercyhurst that fall, but he had lost his desire to keep playing.

"I hit the point where I loved football but I wasn't in love with football anymore," he said. "That's a tough realization because you've been playing the game since you were 6. It's even tougher to make the decision to walk away."

Jason was done, and he told his brother, his "best friend" who had just finished his second winning season as Dayton's starting quarterback and who, like Jason, had one more year of eligibility

But his brother was having none of it. Brandon knew Jason would regret giving up that final season for the rest of his life. So he offered a solution.

"I'll come play with you," Brandon said.

"Excuse me?" Jason replied in shock.

Brandon could have stayed at Dayton. But the brothers, inseparable from birth, had spent the last four years apart. They were still grieving for their mother, a sixth-grade English teacher who had instilled in them the value of work ethic and empathy. Brandon wanted to be there for his twin. And so they decided to spend this final season at Mercyhurst, together.

Brandon graduated from Dayton in May. He was in Erie, Pa., days later, moving in with his brother for the first time since they were 18. Brandon picked up a summer job moving furniture around campus. And he picked up Mercyhurst's hefty playbook, literally and figuratively.

The first time Phillis sat down to watch film with Staley, he was surprised to realize the newcomer already had learned the Lakers' intricate pro-style offense.

"We did not have anybody like him," Jason said.

That was evident within days — in the weight room, on the field, in the film room.

"I probably learned more in that summer about studying opponents than I had in the prior four years combined," said John Egbert, a receiver on that 2005 team. "And it just really was evident that he was a different level of cat."

Brandon was instrumental in organizing regular 7-on-7 games between the Mercyhurst offense and defense, what Egbert described as "epic, epic duels" every Sunday. Those days were transformative for the whole team.

"A lot of competition," said Jeff Nowling, who entered 2005 as the starting quarterback. "A lot of jawing at one another."

Because most of the players grew up locally, those not staying on campus drove to Erie for those scrimmages, including Phillis, who came to a sudden realization about Brandon.

"This guy's been getting after it," Phillis said. "He knows the offense already. He's been working on that. He's not coming into camp, like, oh, I'll learn it in camp. He was someone that was like, I'm going to know this before camp, and he was on it."

Brandon galvanized the team to train harder and more frequently. He threw every day with teammates.

The day Brandon got to the Mercyhurst football office, Egbert walked into the weight room and saw his new teammate doing Olympic lifts with a barbell while balancing on one leg. Egbert looked on in bewilderment. What are you doing over there?

The previous summer, before Brandon's arrival, Egbert thought he had made dramatic strides through his workouts.

"We probably did half the amount of work that we did the summer that Brandon came in," Egbert said.

Trying to find any way to get on the field, Brandon took reps at safety during those 7-on-7 games to sharpen his defensive versatility. He had only ever played quarterback. "He could play any position," Nowling said. "He was very athletic."

Brandon still spent enough time in the playbook to grasp the complex offense at warp speed.

"I remember within a week or two," Egbert said, "not only was he teaching concepts to the other QBs who had been in the room for one, two or in some cases three years, some of the offensive assistants, like our wide receivers coach, he was teaching things to."

Brandon Zangaro, a two-way player on that 2005 team, was not in Erie for the summer. When he arrived for the start of training camp, Brandon Staley had already mastered far more than just the quarterback's duties. He knew the responsibilities of every player on the field.

"You know his intelligence and his Xs and Os are next level within the first 30 seconds of speaking with him," Zangaro said. "You have a guy transferring in, there's going to be some skepticism. Who's this guy? He hasn't been here the past four years doing what we've all been doing. But that didn't happen, because everybody knew."

Including Joe Lombardi.

Lombardi joined the Mercyhurst staff in 2002 when Marty Schaezle took over as head coach. And though he was coaching at a small Division II liberal arts school, Lombardi, the grandson of legend Vince Lombardi, still had Super Bowl expectations.

"Every day, every week, it seemed like he thought he was in the NFL," Egbert said. "I think in his mind he was walking out to Heinz Field instead of Tullio Field in Erie, Pennsylvania."

Lombardi demanded perfect recall. He ran Bill Walsh-inspired perfect-play drills to end practice, where one minor misstep — like running a route at 14 yards of depth instead of 15 yards — required another repetition. He scripted his first 20 plays every game when no one in Division II was implementing that level of preparation.

One day at practice, Lombardi watched a play unfold that reminded him of a film clip he showed his team two months prior. He asked Phillis if he remembered it — well, more like demanded if he remembered it.

(This might explain why Phillis would go to Staley with his questions.)

"I was kind of like, 'Ummm, I don't remember that specific play,'" Phillis remembers. "He was the type that was like, 'How could you not remember that? If you see it once, you should know it forever.'"

Thinking back, Egbert still marvels at Lombardi's attention to detail.

"Football is in his blood," Egbert added. "But honestly, there's more football in his brain than in his blood."

Staley, meanwhile, was enthralled. The two football junkies connected almost immediately.

"I really fell in love with studying the game," Staley said of his time with Lombardi at Mercyhurst. "I felt like Joe was an outstanding teacher. I felt like he was really progressive at that time. I had never been around an offense like that, that really challenged the quarterback from a mental standpoint, from a preparation standpoint."

"I love that. I couldn't get enough of it."

Specifically, Lombardi offered a diverse and layered NFL-inspired playbook that differed from the option-heavy offense Staley ran at Dayton. The quarterback had much more control at the line of scrimmage, sometimes having as many as 20 possible audibles or checks at his disposal.

"He was always trying to learn," Nowling said of Staley. "He wanted to eat it up. So he asked a million questions. ... Brandon's questions sparked a different thought in Coach Lombardi."

"The way that Joe talked to Brandon, he knew he could put more on him than other guys," Egbert said. "He would feed him more, he would pick his brain more. He talked to him more as a peer than a player because he really respected his knowledge."

The connection grew over that season, and Lombardi trusted Staley's understanding of the offense. That formed an avenue to the field for Staley. With Phillis injured, Staley replaced Nowling, the starter, in the second half of the season opener with the Lakers trailing, 28-10, to Gannon. He led an early second-half touchdown drive, but four fourth-quarter turnovers prevented a comeback.

The following week, Staley entered for Nowling in the second quarter against Northern Michigan. He helped erase a five-point deficit, and Mercyhurst took its first lead of the season. But turnovers, again, were the culprit in a loss. Staley started the next week and nearly led the Lakers to a win over 18th-ranked Michigan Tech. He gained over 100 yards on the ground and threw for 192 yards, a touchdown and two interceptions.

Phillis then replaced Staley in the fourth quarter the following week with Mercyhurst trailing Northwood, 35-0. Staley's final snaps at quarterback came two weeks later in relief of Phillis against Ashland. Staley took snaps at quarterback in five of the first six games of the season. The Lakers went 0-7 to start the year. They had a young defense that gave up at least 40 points in seven of 10 games the season.

But the Staley-Lombardi relationship was a bright spot in the disappointment. Staley had earned that trust over the course of that season, in the film room and on the practice field, even after he lost the starting job for the second time.

"Brandon was just there," Jason said. "He showed up to every practice and soaked up everything from Coach Lombardi. It was like hell trying to stop him. ... He really knew he wanted to go into coaching after interacting with Coach Lombardi."

In 2009, when Staley was an assistant at Division III St. Thomas, he traveled to New Orleans to visit with Lombardi, then the Saints quarterbacks coach. Staley embedded in the Saints QB room for a week with Lombardi and Drew Brees. Lombardi long had been an advocate for Staley in NFL coaching circles, including with Ed Donatell, with whom Lombardi coached on the Falcons staff in 2006. Staley ended up getting his first NFL gig as the outside linebackers coach for the Bears in 2017 with Vic Fangio, and Donatell, a longtime Fangio assistant, was on that staff.

"He really taught me the game at a high level," Staley said of Lombardi. "Protections, the run game, how do these concepts fit together, how can we get in and out of plays. At that time, that's kind of where my love for coaching offensive football really came, was from him, because I loved playing for him and I learned so much and he made me better. And I think that we saw the game the same way, and that relationship has really stood the test of time."

"They were really good memories," Lombardi said. "He was awfully smart and fun to be around."

Staley's decision to play with his brother in turn helped facilitate the relationship that led to perhaps the most important hire of his life.

Justin Herbert's development is a priority as the Chargers enter a pivotal offseason. That responsibility will fall largely on the shoulders of his offensive coordinator: Joe Lombardi.

"There are so many coaching trees built up and circles crossing, and you hear about people hiring people they know all the time," Egbert said. "But this does seem unique, doesn't it?"

Zangaro broke his leg midway through the 2005 season and had a front row seat to Staley's transformation.

He watched practice as the backup quarterback, completely comfortable in his teaching role, groomed Phillis and connected with his teammates.

Staley was finding his coaching voice.

"He's got it. He's just got it," Zangaro remembered thinking at that moment. "The way that he communicates and his ability to communicate with different people at different levels, it was unparalleled."

Phillis' growth was most evident. And Zangaro, from his sideline seat, knew Staley played a crucial part.

Phillis, a self-proclaimed pocket passer, even scored a rushing touchdown that season when he pump-faked a linebacker and dove over the goal line. He said he picked up the move from watching Staley in training camp.

As Zangaro thinks back now, he witnessed a man born to coach football embarking on a journey that would carry him to the very pinnacle of the professional.

"You knew what he was going to do," Zangaro said, "and where he was going to go."

Brandon Staley Q&A: Chargers coach on developing player relationships, Justin Herbert, OTAs install and more

By Jourdan Rodrigue
The Athletic
July 12, 2021

OCEANSIDE, Calif. — Brandon Staley couldn't keep still.

The Los Angeles Chargers' head coach — hired away from the Rams in January and preparing to open his first NFL training camp in that role — stopped for a day at the QB Collective coaching and quarterback summit in Oceanside as the event's keynote speaker and to help facilitate an ongoing dialogue about scheme, philosophy and trends among several competing NFL coaches.

As the event unfolded Saturday morning, some coaches, including 49ers offensive coordinator Mike McDaniel, 49ers quarterbacks coach Rich Scangarello and Chargers defensive coordinator Renaldo Hill, sat around a large wooden table and dissected the merits of 49ers head coach Kyle Shanahan's offensive system and how it juxtaposes to and clashes schematically with Staley's defensive system — itself a mad scientist-escaped-from-the-laboratory amalgamation of Broncos defensive coordinator Vic Fangio's system. A dozen other coaches and league personnel sat on couches that were set up around the perimeter of the table, joining in the conversation and occasionally scribbling notes.

The young quarterbacks in the room stared wide-eyed at the coaches, their eyes darting back to Staley, who paced and gestured at the front of the room as he spoke about his background and offered advice on a player's journey to the NFL as well as a coach's. When the teaching portion ended and the quarterbacks left, film was turned on and the real chatter among the coaches began. The dialogue was respectful but rippled with electricity as they watched cut-ups of their teams clashing on a large screen positioned at the head of the table. Staley moved to one of the couches but would hop up to the table when the conversation got juicy, unable to help himself from quite literally jumping into the ideas presented.

That, as it turned out, was only the first part of his weekend. He also swung by a seven-on-seven tournament in Long Beach the next day. The Athletic caught up with him in between events to see how his first offseason as a head coach has gone, how he's developing relationships with his players — including, of course, collaborating with second-year quarterback Justin Herbert, the reigning NFL rookie of the year — what his approach to installing his plan in spring workouts has been and how he has set about planting the first seeds of his coaching philosophy as the Chargers prepare for camp on July 27.

Note: This conversation has been lightly edited for length and clarity.

You're about to jump into it. I know you've been preparing, and you had the draft and spring ball, but this is where it starts to get into the real year. Does it feel that way to you?

I think, from a head coaching perspective, that scheduling is really a big part of the job. I think that knowing how far in front of these things you have to be, from a planning and really from a performance standpoint — like some of these nontraditional weeks where you're going from a Sunday to a Thursday, a Sunday to a Monday, coming off a bye week, going into a bye week — some of that long-term planning and working with our coaching staff and our sports performance team and our personnel department, I think that makes you feel like, "Hey, this is coming. This is happening."

I pour a lot of time and energy into that because I want our players to know the reason behind everything we do. I feel like I put a lot of time and effort into organizing schedules, whether it's practice or installation or training camp — or some of these travel schedules, (like) going from a Pacific to an East Coast time slot where it's a 10 a.m. start time — and putting a lot of energy into that. That's been a big part of making it feel real. You're making these schedules because it's coming fast.

From a microscopic point of view, which is how I prefer to think about it, it's just about getting training camp off the ground. That's what's coming first. That's been a lot of fun for me. I feel like that's a sweet spot for me because I like being able to build things. That's been exciting.

What are a couple of moments in which you've started to see the building blocks you're stacking?

You know, over the summer, (safety) Derwin James had his first child. You know the depth of the relationship you have with him when he sends you the picture of that baby boy from the hospital. And at the same time, he's watching Washington Football Team film against the Rams! And, you know, asking questions about our game plan and what he's seeing on tape from them — while he's in the hospital. I think that shows you're maybe doing something right.

Just being able to connect with (receiver) Keenan Allen at the U.S. Open. I brought my brother in from Pittsburgh — he had just been named a partner at his firm — and so I surprised him with a trip out here to go to the third round of the U.S. Open. And being able to connect with Keenan at the tournament and walk the course with him and my twin brother, I think you have a strong sense of where you stand with a guy like that — how he has accepted you and where his frame of mind is — a guy who is one of the premier players in the game. Just so excited to compete with him. I feel like, in just a short amount of time, we've been able to get really close. Those are the things that I really, really enjoy.

With relationship-building being such a huge part of what you're doing now, how do you do that authentically?

I think you just do it slowly. I think you do it daily. I don't think it's ever one big moment, just a lot of little moments. I think it's just acknowledging everybody that you see and the small conversations that let everybody know that you're aware of them and who they are and listening to them.

We had Austin Proehl, who we signed (after the draft) from North Carolina, who is best friends with Mitch Trubisky (who Staley knew during his time in Chicago as an outside linebackers coach), who is from where I'm from in Ohio, and valuing him the same way that I do Keenan Allen and getting to know him. (Center) Corey Linsley, he had a baby a couple of weeks ago back in Columbus, and he was able to come back and forth during the spring. (His wife) Anna and my wife kind of got to know each other. So, you do the best you can with everybody and know that each relationship is different; it has a life of its own. And all you can do is make sure that you do the best you can with all of the people that you're with and knowing that they're all different. And the more you get to know them, you'll know how much or how little of a relationship you'll have with them. It can't be the same with everybody.

... But the fact that you have one is what's most important to me.

Really, I think (you can) learn a lot through your coaching staff. Your coaching staff can have a more intimate view of their position group. ... It's daily. That's a big part of your role as the head coach is to have the pulse of your team — not only your players but your coaching staff. It takes a lot of investment, and I'm sort of built for that. That's what I really like to do.

I even heard that offensive line coach Frank Smith moved his office so it's like an entry and exit point of the building for the linemen.

Yeah, we want to live the mission. We talk about "our way" being relationships and competition, and if that's going to be at the forefront of everything that we do, then each individual coach in their own way has to make that a big part of their own mission statement. I think why Frank is a special coach is that he understands how to connect with his guys. He understands what a dynamic group an O-line room is and how different all of these personalities are. And the best way that you can connect with people is being available — a great way to be available is to be with them.

Frank knows that sometimes when a player comes upstairs to a coach's office, he feels differently than when he's downstairs in a meeting room. It feels like a more welcoming environment where (they) can be themselves; (they) don't have to be sort of a manufactured self. You see that a lot in the NFL; people are putting on a front — they're playing a part in a movie — they're not necessarily being their authentic, full self. I think what (Frank) has done with our group is open himself up, and I think by doing that, it's opened them up. Now our lines of communication are open in a way that wouldn't be possible if he were upstairs all the time. They can stay later with him; they can come earlier. He has a central command center down there for them and with (assistant offensive line coach) Shaun Sarrett, and I think it's Frank's way of making the relationship part really big.

Do you think that helps, having multiple spaces like that where guys can just be around each other, learn about each other, understand each other — not just player to player but coach to player?

Yeah, and that's why I tell our coaches to go work out when the players are working out. I was like, "You'll be surprised what you can find out from observing them or being a part of a workout session where you can maybe talk about something just briefly that will end up helping your day out." I think a lot of people look down on that or laugh at me, turn their nose up, whatever. There's a lot of cynical people out there. What I encouraged our staff to do is to be around our guys if they're into what we're doing. ... If we can always stay current with them, then we're going to create a lot of solutions to these really tough problems that we're going to have. I don't believe in coaches hanging out together all day. I know that's not the way. The way is to be around your players as much as they can, and our coaches have kind of given life to that.

I shared a bunch of stories about when I was with (Rams star cornerback Jalen) Ramsey. I made a 90-play cut-up last March of him, from Florida State all the way to the 2019 Rams: good plays, bad plays, in the middle, press, off, tackling, effort, leadership stuff, his role for the Rams. On two hours, on a Zoom call in the beginning of the pandemic, that's where it started for us, because he knew that I was invested in his game. I shared with him, I said, "I don't think that I would be here without Jalen Ramsey." And it was a moment like that that led to a lot of other really big and small moments along the way that allowed him and us to have a great year — that let him know that you're thinking about him, that it's personal. I don't see how you can do this job if you don't make it personal. (Voice raises.) I just don't, Jourdan. I don't see how you can do it well.

I remember how collaborative your relationship with Jalen was, too.

I use that word — "express themselves" — because I mean it. It's a partnership. That's why I love the NFL. You have to make sure that that guy has a big voice in how you do things, because he can help you. He can see a lot of things that are happening out there that can really help you. You can say, "Hey, we can do this one of two ways." And then he makes the way that he wants work. We're always going to be wired that way. "We've got two really good solutions. What are you more comfortable with?"

I just think that's the best way to do business. And then you're always current during the week, and then when you get to the signal caller meetings that he and I had all the time, they were like quarterback meetings where he's ranking the third downs. "Hey, these are the coverages I like the best. This is where I want to be in the red area." So he's fully aware of why we're doing everything and there's no surprises for him on game day. I think that collaboration is ultimately why we had the year that we had. He had a huge impact on me.

And I want to tie that thread over to the other side because of your quarterback. If we're tying thread together, translating that type of collaboration over to Herbert, I imagine that's the most important thing you two can do is to collaborate in that manner.

A big part of it is that I know our offense. I know how we call things, I know why we call them that way, from a formation standpoint to a protection standpoint to a route concept standpoint, so I can speak his language on a day-to-day basis. And then, I feel like a big contribution from me is to help him identify defenses and how people play and what their rules are. "These are the personnel groupings that they play. These are their fronts they play, the coverages they play, the pressure packages they have. Here's a couple defenders who can tell you what's happening. Here's why it's happening." And offer him that second part of his education where, yeah, he's learning it from Joe (Lombardi) and Shane (Day). But I'm the checks and balances that offers him that other perspective — and a fresh perspective. And I think that with Justin, it's: "Do you prepare the path for the player or the player for the path?" And I want to prepare the player for the path, not the path for the player.

I don't want to make it easy for Justin; I want to make it right for him. And so on the front end, I'll say, "Hey, man, we're going to challenge you. We're going to push you." Because ultimately, I know that for us to be as good as we can be, (he) has to be the one running the show for us. And (him) just knowing that, as his head coach, I have his back and we're going to work through it during the week together and hopefully I can give him that full perspective where he can become a complete player.

When you guys talk, how do you talk to each other?

A lot of it is keeping it light, talking about our day to day. And I think that's where it starts: from a personal perspective. From a ball perspective. Just asking a lot of questions and being a part of the conversation and the dialogue. And he knows that my door is open and my cellphone is on for all of those things that come up for him. I think everyone wants to make it this big thing, but that's not how it is; they're little things. Little things that add up to the big things, and ultimately, that's where you know you trust one another — when it's not like (you're only reaching out over) big stuff. It's small stuff that happens over time.

I think, over the course of OTAs, what was awesome was being able to be in all of those quarterback meetings. I felt like Justin got a lot better. I felt like he learned a lot more about not only our offense but our defense. I could say, "Hey, this is why, offensively, we really like this. This is why we do this, because it's really good against this." When you can speak that part of the language, it's not like you're some sort of "defensive coach." You're just his coach. Right? And I think that's just a goal of mine was to establish, "I'm a coach. Not just a defensive coach." I'm his coach, just like I'm Derwin James' coach. And I've really enjoyed that.

Which phase of the on-field "building" process are you in right now?

We talked about in the springtime really trying to push it from an installation standpoint, to really introduce our football scheme, our technique and our situational foundation. What we wanted to do was teach our guys a lot of football and install a lot. We were not going full speed, so what we did was we two-spotted the field so that everybody on the team could be working. That was done intentionally so that everybody was developing. Not just part of the team; the whole team was developing. We didn't have to worry about the full speed of 11-on-11, the full speed of that, the anxiety, not to mention the health and safety stuff. What we were able to do was really install a lot more offense and defense. ... There's a lot of information that they're responsible for, so they have to come to the facility ready. They're responsible for a lot. So in a traditional OTA (practice), they may get 10 to 15 plays. Well, they were getting 65 to 75 plays that they were having to operate against a great offense or defense. If you just do the math on that, you're getting five times as many snaps every day.

On the front end, it was a lot harder for our players because we ended up installing as much defense as we had for the Green Bay playoff game (with the Rams). We ended up installing that much. But what it did was it introduced our players to what we do and why we do it. I think that our players, although it was challenging for them, they benefited greatly because now when it goes live in training camp, they know what to do because they've done it. There isn't anything they have not been exposed to from a baseline of installation, because at the end of the day, you just want these guys to be able to perform their best and express themselves, and then for you as a coaching staff to figure out what everyone is best at. We were able to establish our way of playing, and our guys are going to feel very confident in operating our systems in all three phases because we put a lot of stuff in. It wasn't smothering or overwhelming because the physical part wasn't a part of the equation. I felt like I got really good feedback from the players because we engineered this as a coaching staff first and then went to our (player) leadership council (about it).

As you saw last year with the Rams, I feel like we spent a lot of time thinking about how to build things. Like, a lot of time. Like, way more time than you could ever imagine. And I feel like that's why it usually works out OK. I think if you build things properly, you're going to be more prepared for all of the things you're going to (experience) in the league.

Mom's influence inspires ex-Flyer's meteoric rise to NFL head coach

*By Tom Archdeacon
Dayton Daily News
January 24, 2021*

The Dayton Flyers — who'd been on a 14-game winning streak — had suffered a heartbreaking, 33-28 loss to Valparaiso at Welcome Stadium.

Brandon Staley, UD's option quarterback, had thrown for 280 yards and two touchdowns, ran for 86 yards and another score and nearly orchestrated the comeback when he drove the Flyers the length of the field in the final minutes, only to have four straight passes fall incomplete in the end zone.

After the game, he had gone around the dressing room consoling several of his teammates, but before he would talk to me he said he had to step outside to make a phone call.

As he did after every game in that 2003 football season, Staley called his mom, Linda, who was back home in their small Lake County town of Perry.

She was too ill to be at the game, but as she'd tell me that evening when we spoke, listening to the radio broadcast of the Flyers' game and especially hearing her son's voice afterward was "some of the best medicine I can get now."

A longtime English teacher, she'd been diagnosed nine years earlier with breast cancer and by that late October game things had gotten "pretty tough" for her Brandon said.

Linda didn't hold back when we spoke.

"I had three chemo treatments a week ago and I feel OK, but I don't have much energy now," she said quietly. "My cancer has metastasized to my liver and I know it's kind of scary for my boys now. They know it can be brutal.

"But Brandon knows how much I look forward to Saturdays: Listening to what he's doing out there on the field, hearing them say his name, knowing he's on the Dean's List at school, it makes me so proud.

"Saturdays I have a smile on my face."

Less than four months later — on Valentine's Day 2004 — Linda Staley passed away. She was just 46 and left three sons and Bruce, her husband of 23 years. After that emotional call back home following the Valpo game, Brandon had talked about his mom:

"You could never tell what she's fighting through because... she never gives in, never gives up."

"I draw on her strength every day. She's my inspiration."

Now, fast forward 17 years and 3 months to this past Thursday afternoon, and you heard Staley say almost the exact same thing about his mom when the Los Angeles Chargers formerly introduced him at press conference as their next head coach.

"She was an inspiration to me as a player and she is an inspiration to me as a coach and as a father and as a husband," he said on the Zoom call. "There's no possible way I would be here if it weren't for her."

Many football observers were surprised by what some called the "meteoric rise" of the 38-year-old coach. He has been in the NFL just four years. Five years ago he was an assistant coach at John Carroll University, the Division III school on Cleveland's east side.

Before he was hired last Sunday to replace Anthony Lynn, he'd never been a head coach at any level.

The Chargers interviewed five other candidates, but Staley – who had spent the past season as the defensive coordinator on Sean McVay's Los Angeles Rams staff and made the defense No. 1 in the NFL – was impressive in their interviews, said John Spanos, the president of football operations:

"He's the son of a teacher and he's the son of a coach. One of my favorite parts of the first time we sat down with Coach Staley was when he said, 'People ask me what coaching tree I consider myself a part of.'

"This is a guy who coached with some great minds in football. He worked with Vic Fangio. He coached with Sean McVay. But he says, 'I'm part of the Bruce and Linda Staley coaching tree. That's my coaching tree.'

"And I think that says a lot about Brandon. It says a lot about his character, his values and who he is."

Back in 2003, Linda talked to me about football and her family: "Football is important to our whole family. Actually, we're pretty nuts about it."

That October day had been proof. While Linda was at home, Bruce was at Mercyhurst College where Brandon's twin brother Jason was a linebacker. It was Parents Weekend so he belonged there, but he wanted to know everything that was happening with Brandon, too.

"My husband and I had a phone call going and when Dayton was on offense, I'd hold my phone up to the Internet broadcast so Bruce could listen on his cell phone," she laughed. "I got pretty animated, so I don't know what he actually heard."

That spunk his mom showed that day was something Brandon would draw on four years later – in 2007 – when he was a grad assistant at Northern Illinois and a grapefruit-sized tumor was found on his right lung. By then he'd lost his mom and aunt to breast cancer and his high school coach to the disease as well, but his dad had overcome thyroid cancer and would do the same (recently) with prostate cancer.

Brandon was diagnosed with lymphoma and when the season ended he returned to Cleveland to undergo chemotherapy. He returned to NIU for spring football, then went back home to finish his six months of chemo.

When the next season began, he drove regularly to Chicago for six weeks of radiation.

His scheduled his treatments at 7 a.m. so he could get back to campus in time for afternoon practice.

"When I went through my cancer journey...I thought of it as a chance to really bring out the best in me," he said Thursday. "I think when you get to the other side of it, there is an energy, a strength. There is a feeling you can do anything you dream of."

"And that's just what I've been trying to do every day since."

'I never would have been able to do it alone'

"He's what I'd call a typical Dayton Flyers football player," said Mike Kelly, who was UD's celebrated head coach back then and today is an assistant athletics director at the school. "He came from a smaller school, was multi-talented and an outstanding student."

After a stellar career at Perry High School, he was redshirted his first year at UD and the following season he was a backup. Finally, in his third year – that 2003 season – Staley won the starting job and guided the Flyers through a 9-2 campaign.

In 2004, the Flyers had added Kevin Hoyng from Coldwater. He'd go on to become the program's all-time leader in career passing yards completions and touchdowns, but that season he and Staley split the starting duties. Although he graduated after that season, Staley still has a year of eligibility left.

"He knew he was going to be in a serious battle with Kevin, but we probably would have played both of them again," Kelly said. "Like any young man, he wanted the spot himself, but we couldn't guarantee that."

He decided to transfer to Mercyhurst, whose quarterbacks' coach was former Flyers assistant Joe Lombardi, now the QB coach of the New Orleans Saints.

It hadn't been easy for Staley to leave Dayton, especially because of the way people reached out to him when his mom died.

"We brought two busloads of players – maybe 50 or 60 guys – up to the funeral," Kelly said. "It was a very emotional time for Brandon and his family."

Staley reflected on that Thursday: "I never would have been able to do it alone."

But in going to Mercyhurst, he became the starting quarterback, got to play with his brother and was a lot closer to his dad since Perry was just 70 minutes away from the Erie, Pa. campus.

His dad had been a longtime high school coach and that's something that always intrigued Brandon.

"I started drinking coffee in the first grade and reading the sports page," he laughed. "I wanted to be just like my dad."

'The best teacher I've ever seen'

During spring football drills in 2003, Staley registered the highest vertical jump on the UD team. And in landing now with the Chargers, it's evident he hasn't lost his hops as a coach.

"I've been around for three decades coaching and every once in a while a young, bright guy who sees the game globally comes around," Ed Donatell, the Denver Broncos defensive coordinator and a two-time Super Bowl winner, told the Denver Post. "(Staley) sees offense, defense, special teams and he knows how they work ... It's an extraordinary job of teaching (to get the Rams defense atop the NFL.) He's a young, bright mind that sees it all and can communicate with people."

After starting out as a defensive assistant at Northern Illinois, Staley became a defensive line and special teams coach at D-III St. Thomas University in Minnesota, then spent two seasons at Hutchinson Community College in Kansas and year as a grad assistant at Tennessee.

In 2013 he was hired as the defensive coordinator at John Carroll. He made a one-season detour to James Madison, then returned to John Carroll. In 2016, he planned to join JCU coach Tom Arth at Tennessee-Chattanooga when Vic Fangio of the Chicago Bears called.

Two seasons later he followed Fangio to Denver and last season he was hired by McVay, whose granddad, John McVay, had been the Flyers coach for eight seasons in the 1960s and '70s and later, as San Francisco's VP and director of football operations, helped lead the 49ers to five Super Bowl titles.

"I hardly know anything about professional football, but what amazes me is it's such a tight knit group of people," Kelly said. "There's a lot of networking."

And the Dayton Flyers are now a part of that network. When he was 30, Sean McVay – who went to Ascension School in Kettering – became the youngest head coach ever in the NFL. At 33, he was the youngest Super Bowl coach.

Part of his grandpa's staff at UD was Jim Gruden, whose son Jon would be a back-up quarterback for Kelly's UD teams in the 1980s and later won the Super Bowl as the Tampa Bay Buccaneers coach. He now coaches of the Las Vegas Raiders. Before him, Chuck Noll, the former Flyers lineman of the 1950s, won four Super Bowls as the Pittsburgh Steelers head coach and is enshrined in the Pro Football Hall of Fame.

Jon Gruden now has Austin King, a former Flyers assistant, on his staff. And this evening former Flyers' center Terry Heffernan will help coach the Buffalo Bills line in the AFC title game against Kansas City.

Thursday somebody noted to Staley that he'd now be facing fellow Flyer Gruden twice a year in the AFC West. While he praised Gruden – "he's as good of a football coach as there is" – he also got in a puckish tweak: "We were both quarterbacks at Dayton, but I'll tell you that I was a little better quarterback than he was."

The Chargers hired him because of the way they believe he'll relate to his players and Staley was quick to give props to his mom for that:

"She was the best teacher I've ever seen. She had an amazing ability to listen. People just felt they could be themselves with her. She could really bring out the best in them ... I think seeing that up close when I was a kid, I saw the power in that. And certainly I've tried to embody a lot of that now as a coach.

"So even though my mom's not here, she's with me."

Once he lifted her. Now she lifts him.

Los Angeles Chargers' new coach Staley played quarterback for Mercyhurst University

*By Mike Copper
Erie Times-News
January 23, 2021*

Mercyhurst University football coach Marty Schaeztle likes to have his former players speak to current ones.

Schaeztle, who's run the Lakers' program since 2002, said it provides them a sense of what's possible to achieve once their playing days are done.

Brandon Staley, a quarterback for the 2005 Lakers, was among those who talked via teleconference to members of the 2020 team last spring.

Staley did so as the then-new defensive coordinator for coach Sean McVay of the Los Angeles Rams.

"It was nice for the players to hear about the challenges Brandon was having with COVID-19, while at the same time trying to install a defense around All-Pros like (Aaron) Donald and (Jalen) Ramsey," Schaeztle said. "I liked it because I think he realized we (Mercyhurst's coaches) were having the same sort of issues. I know our players certainly appreciated hearing him on that call."

The Lakers didn't know it at the time, but they were conversing with the same Brandon Staley who would go on to be hired by the Los Angeles Chargers as their new head coach last week. He'll take over SoFi Stadium's other NFL tenant as he leaves the Rams.

Schaeztle said he texted Staley, who turned 38 last month, throughout the Rams' 2020 season, which ended with their loss at Green Bay during last weekend's NFC divisional playoff round.

Schaeztle does hope to speak with Staley once the Perry, Ohio, native is better situated in his new job.

"This is exciting for our whole program," Schaeztle said, "but I think the most fun for me has been to see Brandon's former teammates being excited for him on social media. He played with a special group of athletes on the 2005 team. The seniors were part of my first (recruiting) class. They've all been very successful in their professions, and this is just another guy doing a great job in his profession."

Staley takes over for Anthony Lynn, whom the Chargers fired after they missed the playoffs their past two seasons. However, they seem positioned to have a better future based on the 2020 performance of rookie quarterback Justin Herbert, who set numerous NFL rookie passing records.

Staley's background could benefit Herbert, the sixth overall pick in last year's NFL draft.

Road to Mercyhurst

Staley played for Dayton (Ohio) University, where he started at quarterback for the Division I Flyers in 2003-04. He had one season of eligibility left when he graduated and, knowing twin brother Jason also had one season left with the Mercyhurst football team, joined the roster as a graduate student.

The Lakers, then members of the former Great Lakes Intercollegiate Athletic Conference, finished 2005 at 3-7 overall. Their losing record was due in part to a rash of injuries that included starting quarterback Mitch Phillis.

Staley dutifully filled in behind center when needed. He passed for 744 yards and six touchdowns and ran for another 173 and one score.

"The greatest thing he did that year was he came in on a team with fourth-year seniors," Schaeztle said. "They had something among themselves, but Brandon managed to fit in immediately. He understood the big picture, with some help from Jason. He amazed everybody."

"That's when I could tell he could do very well in (the coaching) profession because he knew about relationships."

Illness and adversity

Staley has gone from backup quarterback at a Division II program to NFL head coach before the age of 40.

While Staley's ascension was relatively swift, it wasn't without personal adversity.

Cancer has been an ominous presence throughout most of Staley's life. His mother, Linda, died from breast cancer in 2004 and his father, Bruce, recently recovered from prostate cancer.

Brandon Staley also is a cancer survivor. He was a graduate assistant at Northern Illinois in 2006, the year after he played for Mercyhurst, when he was diagnosed with Hodgkin's lymphoma.

Staley discussed his family's plight during the Chargers' news conference Thursday.

"When I went through my own cancer journey, six months of radiation, I looked at it as a chance to compete," he said. "I thought it was a chance that could really bring out all the best in me. I think when you get to the other side of it, there's an energy. There's a strength. There's a feeling that you can do anything that you dream of, and that's what I've been trying to do."

Staley's initiative saw him rise from Division III assistant to NFL head coach in five years. He was the defensive coordinator for Ohio's John Carroll University when he was hired to coach the outside linebackers for the 2017 Chicago Bears.

Staley held that same position with the 2019 Denver Broncos. Despite the small coaching sample size, McVay heard enough talk and saw enough game video to hire him as the Rams' defensive coordinator for this past season.

Under Staley's guidance, the Rams led the NFL in total defense, passing defense and scoring defense.

Now, it's Staley who will do the hiring and fill out a staff for the 2021 Chargers.

Switching sides

Schaeztle said it's not as unusual as it sounds for someone who competed on one side of the ball as a player to excel at coaching on the other.

That Staley was a quarterback but made his rise through coaching ranks mostly on defense more plausible.

"There are certain positions in other sports, be it a point guard (in basketball) or a catcher (in baseball), where you need to understand the game as much as possible to be successful," Schaeztle said. "Playing quarterback all those years, Brandon probably built up an understanding of defenses and what gives (offenses) problems. There's no doubt that helped him, especially in his college (coaching) career."

As for Staley fulfilling his goal of becoming an NFL head coach, Schaeztle was unsure if that would happen.

But he also guessed, based on his one season at Mercyhurst, there were few reasons why it couldn't.

"Brandon was doing a very good job coaching at the Division III level," Schaeztle said, "but he made up his mind that he wanted to give coaching in the NFL a shot. Once he got in with Chicago, it didn't surprise me that he would be successful at that level. The key is always to get that break."

"Brandon had it in him because he has such passion for the game."

Los Angeles Chargers coach Brandon Staley makes sure to connect with QB Justin Herbert

By Shelley Smith
ESPN.com
January 21, 2021

New Los Angeles Chargers coach Brandon Staley made sure he didn't take too long to introduce himself to quarterback Justin Herbert, but priorities are priorities.

"I called him on my way back home," Staley said about who he contacted first when he learned Sunday that he would be the Chargers' head coach. "I promise I called [wife] Amy first, but then I called Justin because I wanted him to hear my voice. And I wanted him to know about my family ... and then I just wanted to listen for a little bit. Wanted him to hear my energy, maybe see a little bit of vision of what I have for what we want to get accomplished together."

The 38-year-old Staley said he FaceTimed with Herbert on the way to the Costa Mesa facility Thursday for the introductory news conference "because I wanted him to see us before our big day."

Staley was the coordinator for the Los Angeles Rams' top-ranked defense. And while he wouldn't go into specifics as to what he's looking for in an offensive coordinator or offensive scheme, the former college quarterback has an understanding of what it takes on both sides of the ball.

"I'm looking for somebody with character and capacity and that can lead our staff and be part of our vision for how to get the best out of our players."

Staley did say he would be making the defensive calls and hopes to have a staff in place "in a few weeks."

Chargers general manager Tom Telesco was asked why he hired a guy with so little NFL coaching experience, including zero on the offensive side.

"Having his background, coming up in high school and college on offense. I think that helps," Telesco said. "I'm watching the Baltimore and Buffalo playoff game and one coach [Sean McDermott] had a defensive background and the other [John Harbaugh] had a special-teams background. And they both have young quarterbacks and they're both doing very well."

"There are different ways to do this," said Telesco, adding that Staley's brain is "very sharp."

Chargers' new coach Staley looking to connect with Herbert

By Joe Reedy
Associated Press
January 21, 2021

COSTA MESA, Calif. — Brandon Staley's first phone call after he accepted the Los Angeles Chargers head coaching job Sunday was to his wife, Amy. His second was to franchise quarterback Justin Herbert.

On Thursday, right before he was formally introduced as the 17th head coach in franchise history, Staley and his family video chatted with Herbert.

"You have to earn the players' trust and there's not a bigger person whose trust we need to earn than Justin's," Staley said.

The 38-year old Staley becomes a head coach after one season as the Los Angeles Rams defensive coordinator and only four years as an NFL assistant. He also fills what was considered by many to be the most attractive of the seven head coaching openings this offseason. There is plenty of talent on both sides of the ball, including Herbert, who is favored to win AP Offensive Rookie of the Year honors.

Staley replaces Anthony Lynn, who was fired on Jan. 4, two years after the Chargers reached the AFC's divisional round. Los Angeles posted two straight losing years, including 7-9 this past season.

It is also not lost on Staley that his rapid rise from being a defensive coordinator at Division III John Carroll to leading an NFL franchise in five years is a surprise.

"It doesn't make sense to a lot of people. I know that, but every day that I was coaching at John Carroll, James Madison, Hutchinson Junior College, I was envisioning going against Tom Brady or Aaron Rodgers or Russell Wilson," he said. "I was studying the NFL and trying to become as good as I could be to compete in this league, because that was always a dream of mine, and I think that those experiences have uniquely shaped me."

General manager Tom Telesco said that even though Staley might be lighter compared to others in NFL experience, his strength in other areas more than made up for it. Even though Staley has coached defense for 15 years, including 11 in college, he did play quarterback at the University of Dayton.

Telesco also said the one quality that stands out about Staley is his maturity.

"There were no buzzwords, no platitudes. It was just very to the point. A lot of substance was answered, so that really stood out," Telesco said. "You would also like to have a high level teacher and communicator. You're seeing the communication part right now. You'll see the teacher part more and when we get on the grass."

Telesco added that Staley's staff might include an assistant with head coaching experience to help in the transition.

When it comes to Staley's on-field vision, he is looking to create an offense that plays to Herbert's strengths. Herbert set a rookie record with 31 touchdown passes in 15 starts as well as having eight 300-yard games,

"We don't want to impose a system on him, but create one for him that uniquely shapes to his skill set because he is unlike anybody in the NFL, you know he's his own person," Staley said. "I think that my background as a player, my background as a defensive coach, I think that we'll be able to shape that in a really special way. I was so excited to convey in the interview, and the specifics of that were a real highlight for me."

Staley is also hoping to apply the same agility and flexibility to his defense. He said he will continue to call the defense despite being the head coach.

"I think that's what I wanted to express in the interview is that we want to put people in conflict," he said. "We want to use multiple groupings to take advantage of our players. We want to play with different tempos to put teams in a real bind. People talk about complimentary football, you know, that's how you do it is you have offense, defense, and the kicking game as mirror images of one another."

Staley is the third assistant under Rams coach Sean McVay to get an NFL head coaching job, joining Green Bay's Matt LaFleur and Cincinnati's Zac Taylor.

He was one of six candidates to interview. The Chargers also interviewed offensive coordinators Brian Daboll (Buffalo), Eric Bieniemy (Kansas City), Jason Garrett (New York Giants) and Joe Brady (Carolina), as well as Indianapolis defensive coordinator Matt Eberflus.

Telesco and Staley are hoping to fill the coaching staff within the next couple weeks. Staley was hoping to interview Rams offensive coordinator/quarterbacks coach Kevin O'Connell, but the request was blocked because it is considered a lateral move. Pep Hamilton was the Chargers quarterbacks coach this past season and has been in the running for offensive coordinator openings throughout the league.

Brandon Staley, Chargers coach? Those who know him know why he 'skyrocketed' to top

By Jeff Miller
Los Angeles Times
January 18, 2021

To understand how quickly Brandon Staley reached the status of Chargers coach, consider this:

The team has been in Los Angeles longer than he has been in the NFL.

Staley joins the Chargers after only four years in the league and one season as a coordinator. He coached outside linebackers in Chicago and Denver before overseeing the Rams' No. 1-ranked defense this season under Sean McVay.

"I knew that he could be a D-coordinator," said cornerback Chris Harris Jr., who played in Denver until joining the Chargers this season. "I knew that he should be a D-coordinator. But just to see how fast he's skyrocketed, I mean, that's pretty amazing."

Harris spent nine years with the Broncos, including 2019 when Staley was on Denver's staff. He praised Staley's football knowledge, willingness to listen to players and ability to build relationships. He predicted that teammates will love their new coach and called the situation "a great fit."

"I'm so happy, so excited for him," Harris said. "He's a guy who's very smart, knows the game of football. He took it to another level this year with the Rams. I'm excited to see what he can do with us."

Harris said he and Staley already have spoken, their discussion even going into detail about expected defensive scheme changes. With the Rams, Staley ran a 3-4 as opposed to the 4-3 the Chargers have been employing.

This is the first head coaching job at any level for Staley, 38, who spent 11 years as a college assistant before going to work for the Chicago Bears in February 2017. Six weeks earlier, the Chargers had relocated from San Diego.

During his first season as coach of the Rams, McVay was seven years younger than Staley is today. But by that point, McVay had been in the NFL as an assistant for eight years.

The man who gave Staley his first coaching job said he knew "from the word go" that Staley would be a success. But Joe Novak said no one on that 2006 Northern Illinois staff could have envisioned Staley becoming an NFL coach just 15 years later.

Even less likely, Staley's stops en route to the Chargers were rooted in anything but Power Five football conferences. Among other places, he worked at a Division III school in Minnesota and a community college in Kansas.

Staley established himself as a defensive coordinator with one season at James Madison, a Football Championship Subdivision school, and three at John Carroll, another Division III university.

"I knew he could be good," said Novak, who is retired. "I thought he had all the traits you're looking for. But to go from John Carroll to the Chargers in five years is pretty darn hard to do. I don't think you'll find anybody else who did that."

John Carroll is the school where Chargers general manager Tom Telesco played in the 1990s. Telesco and the Chargers selected Staley from a group of candidates with much more NFL experience, mostly as coordinators. The team also interviewed Jason Garrett, who spent 9½ years as Dallas' coach.

In the end, the Chargers opted for the choice they must believe has more of an NFL future than an NFL past.

The move to hire Staley on Sunday night was met with surprise around the league, in part because Buffalo offensive coordinator Brian Daboll was believed to be a favorite for the position, but also given Staley's relative inexperience. He was a candidate for the openings that remain in Philadelphia and Houston but instead landed a job considered to be one of the most attractive of this hiring cycle.

Staley spent his first three seasons in coaching as a graduate assistant working with the Northern Illinois defense. As a player, he was a quarterback, first at Dayton and then at Division II Mercyhurst University in Pennsylvania.

That combination of knowledge on both sides of the ball is expected to be vital for Staley as he moves into the unfamiliar position of overseeing an entire team.

"He's going to be so easy to work with," Novak said. "The players will love him. And he can coach too. That's a nice combination. He knew back at NIU where he was headed. You don't always find that in people that age."

With the Rams, Staley was armed with All-Pros in lineman Aaron Donald and cornerback Jalen Ramsey. His defense finished first in the NFL in points and yards allowed.

Harris explained that the more impressive thing Staley did this season could be seen in the performances of the other Rams, those defenders who emerged unexpectedly.

"They have a lot of talent over there," Harris said. "You know what you're going to get out of Ramsey and Donald. But you have a lot of no-name players, guys that you've never even heard of, who made a lot of plays on that team too."

Staley is scheduled to meet with the media Thursday for the first time since accepting the job. Along with reaching out to his new players, he is assembling his staff, one that could include current offensive coordinator Shane Steichen, though no announcement has been made.

Multiple reports Monday indicated Staley would be hiring Las Vegas' Frank Smith to be his run game coordinator. Smith has been the tight ends coach for the Raiders the last three years.

Novak said Staley's lack of ego will allow him to bring in assistants who can best supplement his skill-set. He said Staley's personality and energy will be infectious and effective.

"You spend a half-hour with him and you'll know what I'm talking about," Novak said. "You just know. With that kid — he's still a kid to me — you just know. He's got all the qualities."

Chargers head coach Brandon Staley is still in his heart a Perry Pirate

By Jeff Shudel
The News-Herald (Willoughby, Ohio)
June 16, 2021

Get out the welcome banners; Brandon Staley is headed home for the first time in two years.

Staley's feet and head are in California as the first-year head coach of the Los Angeles Chargers. His heart is where it has always been — Perry, Ohio.

Staley, a graduate of Perry High School and the University of Dayton, exudes enthusiasm when he is in front of his players and when he is in front of the media, as he was on Zoom June 16 when the Chargers wrapped up their mandatory minicamp.

Most of the questions directed to Staley were from beat writers covering the Chargers, but the 38-year-old former John Carroll defensive coordinator also took time to talk about his roots and the influence the late Bob Ritley had on him as the Perry head coach. Staley played quarterback for the Pirates.

"Coach Ritley was a special, special man," Staley said. "I don't think I ever met a player, a teacher, a coach or someone that had contact with him that didn't revere him."

"When you were in the presence of him you felt different. You felt special. He had that special way about him. He got the essence of football. He got the essence of teaching. I think that's why we all loved playing for him so much. He had the same staff for over 20 years."

The more Staley talked about the Perry days, the more excited he became.

"All of us that were fortunate enough to go to school there, we all played for the same coaches. We had a lot of stability, a lot of continuity growing up."

"Certainly, I was able to see what a head coach should look like — a leader. A person that not only was a great football coach, but the type of leader and connector within the community. He could have a conversation with anybody and you would feel better about yourself."

"Certainly, I miss him. I've been able to keep in contact with his wife and son Tim, who was a heck of a player growing up. He played at the University of Akron."

"There's nothing like home. That place means a lot to me. I'm actually going back there for the first time in two years in a couple days. Coach Ritley meant an awful lot to me."

Staley has not stayed in one place long since his coaching career began in 2006 as a graduate assistant at Northern Illinois. He made stops at St. Thomas in 2009 (defensive line coach/special teams coach), Hutchinson in 2010-11 (associate head coach/defensive coordinator), Tennessee in 2012 (graduate assistant) John Carroll in 2013 (defensive coordinator/secondary coach), James Madison in 2014 (defensive coordinator/linebackers coach) and then back to John Carroll in 2015-16 as defensive coordinator/secondary coach to end his college coaching gigs.

Staley coached the Bears outside linebackers in 2017-18 and the Broncos outside linebackers in 2019.

It was impossible for Chargers general manager Tom Telesco (a John Carroll graduate) to not take notice, considering in 2020 Staley was defensive coordinator of the Los Angeles Rams, who finished with the top-rated defense last season.

“He’s a genius,” Rams cornerback Jaleel Ramsey told Sports Illustrated when the Chargers hired Staley. “He’s smart. He knows how to use his players, and works well to put his players in position to make plays or have impact on the game.

“He knows how to get the best out of people. He knows how to calm people down and keep us going throughout the games. I just think he’s great. There’s literally nothing negative I can say about him. I think he would be an amazing head coach.”

The second stint with John Carroll was the launching point for the success that followed, Staley said on the Zoom call. The 2016 team beat Baldwin-Wallace, 17-10, in a defensive struggle in the second game of the season. The Blue Streaks went on to beat powerhouse Mount Union and then won three games in the Division III playoffs before bowing out in a national semifinal at Wisconsin-Oshkosh, 10-3.

“Anybody that knows me knows John Carroll is the place that really shaped me,” Staley said. “I think that’s where I discovered myself as a leader and a coach. I kind of hit a sweet spot there.

“The people at John Carroll — that place — the players, the coaches, the administration, the professors — that campus community meant a lot to my wife and me. Those players are a big reason why I’m here today. There are too many to name, but that experience with (then John Carroll head coach) Tom Arth was one of those really impactful experiences for me. That’s where I really found my rhythm as a coach.

“That team we had in 2016 was the best team in school history. It’s one of the best defenses I’ve ever been a part of. That whole process started in 2013. The 2016 team was the end of the run we had. It’s such an example of what you can do when you have special people in place.”

If all goes well with the Chargers, Staley’s nomadic life as a football coach is at an end.

JOE LOMBARDI

Chargers offensive coordinator Joe Lombardi believes the wait was worth it

*By Gilbert Manzano
Orange County Register
August 7, 2021*

COSTA MESA — Chargers offensive coordinator Joe Lombardi has noticed the close friendship between quarterbacks Justin Herbert and Chase Daniel and compared them to the 1988 comedy film “Twins.”

Herbert and Daniel are an odd pairing visually because Herbert is six inches taller, but they complement each other as quarterbacks, according to Lombardi.

It’s a perfect pairing between an emerging starting quarterback and a vastly experienced backup.

“You know, it’s really like having another coach in the room,” Lombardi said about Daniel, a 13-year veteran. “It kind of looks like Arnold Schwarzenegger and Danny DeVito in ‘Twins’ when they’re standing next to each other, but it’s great having them.”

The quarterbacks are one of many reasons why Lombardi decided to join the Chargers this year as the offensive coordinator.

Lombardi waited five years before returning as a play caller because he wanted the perfect situation to redeem himself after a short stint as the Detroit Lions’ offensive coordinator in 2014 and 2015.

With a star quarterback in Herbert, a revamped offensive line with an All-Pro center in Corey Linsley and an abundance of playmakers with wide receiver Keenan Allen and running back Austin Ekeler, the Chargers qualified as a perfect situation for Lombardi from a personnel standpoint, but it was his close relationship with Chargers coach Brandon Staley that got him to leave New Orleans after five years as their quarterbacks coach.

Lombardi coached Staley in college when Staley was the quarterback for Mercyhurst University in 2005.

“I really enjoyed my time in New Orleans and was happy there, but you know, my history with Brandon and this organization, I was real excited for the opportunity,” Lombardi said. “I’ve got a lot of experience with (Chargers offensive line coach) Frank Smith from our time in New Orleans. So it’s been very seamless, and it’s a good group.”

Lombardi was familiar with the Chargers’ roster after the Saints’ scrimmages against the Chargers in Costa Mesa between 2017 to 2019. He got a close look at Allen, who’s regarded as one of the best route runners in the NFL.

“As advertised,” Lombardi said about working with Allen. “There’s not better. He’s just always open, just one of those guys. Even when you look at the script and you look at the defense versus the route, and you think, ‘Oh, they’ll probably have him covered,’ but they don’t necessarily. He’s just a fun guy to be around. He’s always positive and has good energy. It’s been great.”

Allen compared Lombardi’s offense to what former Chargers offensive coordinator Ken Whisenhunt ran with quarterback Philip Rivers. He said it’s an elevated version of the West Coast offense, one that will allow him to play more freely.

“Just a step up where I’m allowed to play free and play my game,” Allen said. “The fact that I was in that offense and with Phil for so long, I’m able to translate it into this offense.”

Lombardi said his new offensive system will be a blend from what he ran with the Saints for many years, but with heavy input from Staley, Smith and quarterbacks coach Shane Day.

Lombardi said it didn’t work in Detroit with quarterback Matthew Stafford and wide receiver Calvin Johnson because he was focused on replicating Sean Payton’s system with the Saints.

With another opportunity to call plays, Lombardi is allowing his perfect situation to have plenty of say in building the Chargers’ offense.

New Chargers coordinator Joe Lombardi looks to build offense around Justin Herbert

*By Jeff Miller
Los Angeles Times
January 26, 2021*

His first shot as an NFL offensive coordinator lasted 23 games.

Joe Lombardi now has a second chance and plans to apply a lesson learned in 2014-15.

"Just having the flexibility to adjust a little bit better maybe than we did back then," he said Tuesday in a videoconference. "That's the biggest thing, just the flexibility to adjust as things aren't like you're used to them being."

Lombardi, 49, was hired this week by new coach Brandon Staley to oversee a Chargers offense that features one of the NFL's bright young quarterbacks in Justin Herbert.

Seven years ago, he joined Jim Caldwell's staff in Detroit for a tenure that turned out to be rocky and failed to meet expectations. Lombardi was fired seven games into the 2015 season.

He had spent the previous seven years with New Orleans, first as an offensive assistant and then as quarterbacks coach. Lombardi suggested Tuesday that he had become too rutted in the Saints' way of operating.

His two Lions teams had a difficult time running the ball and in pass protection, which led to Matthew Stafford struggling despite the presence of receivers Calvin Johnson and Golden Tate.

After being dismissed by Caldwell, Lombardi returned to New Orleans, where he spent five more seasons as quarterbacks coach before the Chargers called.

Now, he's in a position where, like Staley last week, he's touting the idea of building a scheme around Herbert rather than forcing the quarterback into a predetermined system.

"I'm comfortable with whatever our guys are good at," Lombardi said. "Man, if it's something the quarterback thrives in, then that's what we're going to want to do."

For Herbert, Lombardi explained that could mean more up-tempo and no-huddle next season. The Chargers tried both this season but with no sustained commitment.

In college, Herbert flourished in an offense that never huddled and operated almost exclusively from the shotgun. Lombardi said he will go back to Herbert's days at Oregon to tap into what the 22-year-old does best.

"He's got a skill set that is elite," Lombardi said. "It appears there's nothing he can't do. He's got an incredibly strong arm, good accuracy. He's very athletic. Sounds like he's a real smart guy that's a good leader."

Along with directing the Chargers' offense, Lombardi is expected to continue developing Herbert after a season that made him the favorite for the NFL's offensive rookie of the year award.

Having spent 12 of the previous 14 years working with Drew Brees, Lombardi said the future Hall of Famer's commitment to detail and exhaustive preparation are two qualities he can pass along to Herbert.

He said that in New Orleans, Brees' influence could be seen in the Saints' other quarterbacks, specifically how they followed his example. He called Brees' traits "coachable."

Lombardi's familiarity with Herbert dates to preparation for last year's draft. He said he began paying closer attention during the season as Herbert gained league-wide exposure by the week.

The Chargers lost to Saints in mid-October, 30-27, in overtime. Herbert finished 20 for 34 for 264 yards and four touchdowns, an effort Lombardi noticed even as he was more focused on Brees.

"I've seen enough to know I've got no questions about his abilities," Lombardi said. "If you lined up all the quarterback skill sets in the NFL, he'd be at the very top with a couple guys."

After a season in which the Chargers offense on occasion lacked aggressiveness, Lombardi said that although game situations sometimes dictate otherwise, he leans toward leaving the offense on the field if there's an opportunity.

"I always say, 'What would I want if I'm on the other sidelines?' " Lombardi said. "I always feel like when a team's going for it on fourth down [it's] like, 'I wish they were just punting it.' So, yeah, I'm a big fan of going for it on fourth down."

Lombardi said he was drawn to the Chargers' job mostly because of his relationship with Staley. In 2005, both were at Mercyhurst University, Lombardi as offensive coordinator and Staley as quarterback.

He also said he is not surprised Staley received a head coaching job after only four seasons in the NFL. Lombardi recalled a conversation the two had a few years ago about Staley making it to the league as a coach.

"I said, 'Look, you'll get your chance, and I bet you you'll be a head coach in five years,' " Lombardi said, smiling. "Pretty sure I called that one a long time ago."

Chargers' Joe Lombardi eager to build an offense around Justin Herbert

*By Gilbert Manzano
Orange County Register
January 26, 2021*

Brandon Staley observed from the back of the room while Joe Lombardi instructed the New Orleans Saints' quarterbacks, including Drew Brees.

Nearly 12 years before Staley asked Lombardi to be his offensive coordinator with the Chargers, Lombardi invited his former quarterback turned coach to a training camp visit as the Saints embarked on their Super Bowl season of 2009.

"I'd bet you that he's watched every single game we've played on offense here in New Orleans since then," Lombardi said Tuesday about Staley, who at the time coached defensive linemen and special teams at St. Thomas, a Division III program in Minnesota. "Just (Staley's) familiarity with me and what we've done here (in New Orleans), it makes it such an easier transition."

If Lombardi's guess about the recently-hired Chargers head coach is true, then Staley has watched more than 160 Saints games from the past decade.

On Monday, Staley hired Lombardi as the Chargers' new offensive coordinator. Lombardi spent 12 seasons on Sean Payton's coaching staff during two stints in New Orleans — 10 overall as the quarterbacks coach, including the past five seasons.

Lombardi, 49, said he had interest in other coaching jobs since the Detroit Lions fired him as the offensive coordinator in 2015, but he wasn't going to jump at any opportunity. It needed to make sense and familiarity was important to him.

Staley, 38, was Lombardi's quarterback for one season at Mercyhurst University in 2005, when Lombardi was the offensive coordinator.

"Brandon, No. 1," Lombardi said when asked why the Chargers' opening was the right fit. "How well I know him and I think how well he knows me. ... Not to mean that we're going to copy (the Saints' offense), but just coming from a common background of football, to be able to get things started. As he is in the beginning of putting a staff together, what he is looking for, it all lines up with the way that I think.

"Sean Payton often says that he is more interested in compatibility first before he thinks about capability. I just think that the compatibility of what Brandon is building here is going to be second-to-none."

Lombardi will likely incorporate some parts of the Saints' offense to form the right scheme for quarterback Justin Herbert and the rest of the Chargers' offense, but he knows the importance of flexibility.

Lombardi said a reason why his stint with the Lions didn't work out was because he forced the Saints' offensive system instead of using it as a starting point to build off players' strengths. The Lions finished 11-5 during Lombardi's first season in 2014, but the offense based on short passes, timing and precision produced mixed results for quarterback Matthew Stafford and a Lions team that ranked 19th in total offense. It got worse the following season and the Lions fired Lombardi after a 1-6 start.

"The biggest thing is just being able to be more flexible," Lombardi said about what he learned the most as a first-time play caller in Detroit. "Spending so much time in New Orleans and doing things one way, you kind of get used to that. When you're put into a new situation where the schedule is different, and maybe you're around coaches that weren't used to doing things the way that you were used to, just having flexibility to adjust a little bit better maybe than we did back then.

"That's the biggest thing, just the flexibility to adjust when things aren't the way that you're used to them being."

Staley has only coached in the NFL for four seasons, but he's had plenty of success by prioritizing players' strengths over schemes. Lombardi said he is eager to form an offensive coaching staff with Staley.

Lombardi wants coaches from other offensive schemes to provide different perspectives, which will be vital for Herbert's development after a dynamic rookie season.

"He's got a skill set that's elite," Lombardi said about Herbert. "It appears there's nothing that he can't do. He's got an incredibly strong arm, good accuracy and he's very athletic. Sounds like he's a real smart guy that's a good leader. He just checks all the boxes."

Lombardi said it's too soon to reveal what the Chargers' offense will look like in 2021, but he said Staley wants tempo.

With Herbert's downfield accuracy, and Staley looking to play off his quarterbacks' strengths, Lombardi will likely call many deep shots, but he understands what type of weapons Herbert has.

Wide receiver Keenan Allen, running back Austin Ekeler and tight end Hunter Henry thrive with up-tempo passes, a staple of the Saints' offense since Payton took over in 2006. The Chargers' trio had a similar style with quarterback Philip Rivers before Herbert took over in 2020.

Allen had an instant connection with Herbert, but Henry and Ekeler, one of the best pass-catching running backs in the NFL, often got lost when the rookie quarterback was looking upfield for wide receivers Mike Williams, Jalen Guyton and Tyron Johnson.

It will be up to Lombardi and Staley to find the right balance to utilize all of the Chargers' skill players.

Lombardi has shown he's able to evolve around his Saints quarterbacks in recent years. He's worked with quick passers Brees and Teddy Bridgewater, aggressive quarterback Jameis Winston and athletic quarterback Taysom Hill. Watching how Payton changed the Saints' offense from Brees as the focal point to wide receiver Michael Thomas and running back Alvin Kamara as the centerpieces, will likely help Lombardi in his second opportunity as an offensive coordinator.

Lombardi said it's important to have a balanced offense, which scared some Chargers fans on social media, but he reiterated the importance of using Herbert's strengths as a passer.

"I think it's important to have some balance," Lombardi said. "But when you have a quarterback as talented as Justin, you want to let him throw the ball when it's appropriate. That's for sure."

Herbert had a historic rookie season under prior head coach Anthony Lynn, but the coaching staff was often criticized for conservative play calling and not taking enough chances on fourth down. Lombardi wasn't as cautious in his response when asked about possibly going for it more on fourth downs.

"I'm a big fan of going for it on fourth down," Lombardi said. "I know all the data analysis says that we are probably not aggressive enough as NFL coaches. I'm in favor of moving in that direction."

Chargers' Lombardi hoping to make most of second chance

*By Joe Reedy
Associated Press
January 26, 2021*

COSTA MESA, Calif. (AP) — Joe Lombardi is hoping that his second stint as an offensive coordinator goes better than the first.

Lombardi, who accepted the Los Angeles Chargers coordinator opening over the weekend, said on Tuesday the biggest thing he learned from his first opportunity in Detroit was that he needs to be more flexible when assessing his personnel and their abilities. Lombardi went to the Lions in 2015, but was fired seven games into the following season.

"Spending so much time in New Orleans and doing things one way, you kind of get used to that," he said. "When you're put into a new situation where the schedule is different, and maybe you're around coaches that weren't used to doing things the way that you were used to, just having to flexibility to adjust a little bit better, maybe, than we did back then."

Lombardi comes to Los Angeles after a second stint in New Orleans, where he was the quarterbacks coach for five seasons. Twelve of his 14 seasons as an NFL assistant have been with the Saints.

Chargers head coach Brandon Staley and Lombardi have worked together before, but in a player-coach capacity. Lombardi was the offensive coordinator and quarterbacks coach at Mercyhurst College in 2005, when Staley transferred from Dayton to play with his twin brother, Jason.

Staley, who was hired as coach on Jan. 17, said Lombardi's experience with the Saints should prove invaluable.

"You think about the relationship he has with Drew Brees and having a front-row seat to that relationship. It's huge," Staley said. "And then obviously partnering up with Sean Payton — one of the best offensive coaches in the NFL, really one of the best coaches period — that experience is invaluable."

Lombardi said the biggest thing he gained from Brees is being exact on details and that other things, such as how to communicate with the receivers, is coachable.

The first task for Lombardi will be trying to create a system that further showcases quarterback Justin Herbert, who passed for 4,336 yards and a rookie-record 31 touchdowns this past season.

Lombardi said he hasn't spoken to Herbert yet, but that he has reached out to him after finally getting his number. Lombardi scouted Herbert leading up to last year's draft and had a chance to see him in person when the Chargers faced the Saints.

"I've seen enough to know that I have no questions about his abilities," said Lombardi about Herbert. "I mean, if you lined up all the quarterback skillsets in the NFL, he'd be at the very top, with couple of guys. Like I said, the sky's the limit with what he's able to do."

In discussions with Staley, Lombardi said they are looking to have an up-tempo offense. The Chargers were ranked ninth in the league in total offense, including sixth in passing. While they have a solid array of skill position players — including running back Austin Ekeler along with wide receivers Keenan Allen and Mike Williams — the Chargers have struggled to build an offensive line and have lacked depth because of key injuries.

"Look, I'm comfortable with whatever our guys are good at. If it's something that the quarterback thrives in, that's what we're going to want to do," Lombardi said.

RENALDO HILL

Chargers' new defense leader Renaldo Hill is well- coordinated with Brandon Staley

By Jeff Miller
Los Angeles Times
January 27, 2021

They spent the 2019 season together in Denver, as in really together.

Renaldo Hill explained that his office was next to Brandon Staley's, and the two frequently swapped ideas.

"I think we probably spent more time in the other person's office just talking and game-planning than our own," Hill said Wednesday. "It was important to us."

They now are teaming up again, Staley as the Chargers' new head coach and Hill as his defensive coordinator.

Barely a year ago, they were position coaches for the Broncos. Staley worked with the outside linebackers and Hill the defensive backs. Neither has been in the NFL long, Staley only four seasons and Hill three.

But in 2021, they will combine efforts to oversee a defense led by Joey Bosa up front and Derwin James everywhere else.

Staley, who was hired away from the Rams after one year as their defensive coordinator, will call defensive plays during games while Hill manages the operation.

"We'll collaborate," Hill said. "[Staley has] always been open to listening and receiving. I'm looking forward to the opportunity. But, in the meantime, I definitely will lean on Staley and be able to sit back and learn."

The setup is similar to what they experienced in Denver, where head coach Vic Fangio has called the defense the last two years with Ed Donatell serving as coordinator.

The Chargers will be switching to a hybrid 3-4 scheme that is expected to present various fronts, often employs more defensive backs and emphasizes versatility.

"We want to uniquely shape it around our guys," Staley explained last week. "I think that's probably the hallmark of the way we play, that agility that we have to feature our premium players."

Under former coordinator Gus Bradley, the Chargers blitzed as little as any team. Though they are expected to bring extra pressure more in 2021, the Chargers don't figure to be blitz heavy.

Staley and the Rams ranked 19th in blitz percentage this season. Using a similar 3-4 system under Fangio, Denver finished in the bottom half of the NFL in blitzing in 2019-20.

Hill, 42, was drafted in the seventh round by Arizona in 2001 and had a decade-long career. His playing days ended when the Broncos cut him in late July 2011. During that summer, he met Chris Harris, an undrafted rookie cornerback the Broncos had signed out of Kansas. Harris was with Denver for nine years and now is entering his second season with the Chargers.

"I heard about some of the noise, that this young guy was flashing, making plays all over the field," Hill recalled, smiling. "And, you know, 10 years down the road he's still doing the same thing."

Hill's coaching tenure began in 2012 as a graduate assistant at Wyoming. Two years later, he was out of coaching and spent time visiting various college programs. He said he went to his alma mater, Michigan State, as well as Alabama, Utah and North Dakota State.

"I just wanted to continue to build while I was out of the game," Hill said. "I was always trying to find out how I could advance and move forward."

He got a job coaching defensive backs at the University of Pittsburgh in 2015 and spent three years there before reaching the NFL as an assistant with Miami. Hill was with the Broncos the last two seasons.

Now, he's a coordinator entering just his fourth year in the league and with a team that is transitioning to a new staff but has enough promise to be considered beyond rebuilding.

"It may have been a fast move up, but I felt like I was preparing myself," Hill said. "You have to say there was some luck there. But I'm thankful for every opportunity I've been in."

Though the Chargers have announced nothing officially, Hill indicated that Giff Smith, who has coached the team's defensive line the last five years, will remain on staff.

He also said Derrick Ansley and Tom Donatell will be joining the Chargers. Ansley had been the defensive coordinator at the University of Tennessee and Donatell, an ex-UCLA assistant, a quality control coach for Seattle.

The Chargers also have hired defensive line coach Jay Rodgers and Joe Barry, who is expected to be the defensive run game coordinator.

New Chargers DC Renaldo Hill excited to reunite with Brandon Staley

By Gilbert Manzano
Orange County Register
January 27, 2021

Brandon Staley and Renaldo Hill spent countless hours in each other's offices as defensive coaches on the Denver Broncos' staff to not only prepare for their 2019 opponents but for future offensive schemes they might face.

Planning ahead is why Staley, the recently hired Chargers head coach, decided to hire Hill as his defensive coordinator.

"Let's figure out some puzzles," Hill recalled Wednesday about his game-planning hours with Staley. "Let's find the new things that people are doing and let's attack them ... We're always looking for the next thing. How can we improve our defense?"

The two became close during their lone season together in Denver, with Staley as the outside linebackers coach and Hill as the defensive backs coach.

Hill remained in the same role with the Broncos this past season and Staley went on to be the Rams' defensive coordinator.

Now they'll reunite to use their past notes and brainstorm for the Chargers.

Staley will call the plays for the defense, but Hill said the new job intrigued him because he knows Staley will allow his heavy input on game days.

"I'm going to lean on (Staley) earlier in this process," said Hill, a first-time defensive coordinator.

"But I know he's always open to listen to ideas. And he has his own ideas, I have mine. But as a defensive staff, we'll definitely collaborate on all those and come up with the best for the guys, but he's always been open to listening and receiving. A lot of times you may be in rooms and it might not be received as well."

Hill, 42, played 10 NFL seasons as safety for the Arizona Cardinals, then-Oakland Raiders, Miami Dolphins and Broncos. He coached for college programs Wyoming and Pittsburgh before landing his first NFL coaching job with the Dolphins in 2018 as an assistant defensive backs coach.

Hill said Tampa Bay Buccaneers defensive coordinator Todd Bowles inspired him to become a coach when Bowles coached him with the Dolphins in 2008.

"The way his brain operated, that's something that I think we have a shared common," Hill said about Bowles.

"Always thinking from a different lens. He always talked to me about, 'You know this game. There will be a lot of people with a lot of experience.' It's good to pick up that experience from him and understand that they have something to offer, but don't sell yourself short on the things you know about this game as well."

Staley also noticed that potential in Hill, and referred to him as a "young superstar," according to Hill during the recruiting pitch.

Hill said this opportunity will help him learn how to coach defensive linemen and linebackers while still sharing his extensive knowledge to the Chargers' defensive backs.

Eventually, Hill wants to use this experience for bigger coaching roles and he believes Staley will allow him to grow as a coach with the Chargers.

“That’s one of the first things that Staley mentioned is about putting guys in better positions in order to move up and advance,” said Hill, a Black coach, when discussing the NFL’s lack of diversity among coaches. “It just wasn’t lip service.

“(Staley is) always talking with his staff about putting guys in position to move up, and I know that’s something, once I step in that building, that’d be the game plan for not only myself but the rest of the staff.”

Hill didn’t get into specifics about how the Chargers will look defensively in 2021, but he stressed the importance of bringing pressure and disguising coverages, possibly from a Cover-2 scheme with two safeties downfield.

The Chargers rarely blitzed in the past four seasons with Gus Bradley as defensive coordinator. Bradley often utilized a four-man rush and used Cover-3 with a single-high safety.

“You have to bring those simulated pressures,” Hill said. “You have to bring those five-man pressures as well as six. Obviously, you want to be able to mix those things in, but you also want to see how your personnel fits to all those things.

“But I think it’s important to understand the personnel and how we want to operate, but I believe you have to bring pressure in this league. I believe you have to change it up and give these quarterbacks multiple looks. You also have to know who you’re going against, because of the quarterbacks we have in our conference, they invite pressure.”

Hill was likely referring to Chiefs quarterback Patrick Mahomes.

He’s looking forward to game planning against him twice a year, along with the many other talented quarterbacks in the NFL.

Chargers’ Hill eager for first shot as defensive coordinator

*By Joe Reedy
Associated Press
January 27, 2021*

COSTA MESA, Calif. (AP) — Renaldo Hill is getting his first opportunity to be a defensive coordinator, although he won’t be thrown into the deep end of the pool just yet.

Los Angeles Chargers coach Brandon Staley will call the plays during games, allowing Hill to be able to progress at his own pace. It is a hierarchy Hill is used to. During his two seasons coaching defensive backs with the Denver Broncos, coach Vic Fangio called the plays while coordinator Ed Donatell handled things during the week.

“I definitely will lean on Staley, and be able to sit back and learn. It still gives you that that growth opportunity,” Hill said Wednesday. “I can move around and assert myself into the front seven, but also still have a footprint on the back end.”

The 42-year-old Hill has eight years of coaching experience after a 10-year playing career with the Cardinals, Raiders, Dolphins and Broncos.

He joined the Dolphins staff as assistant defensive backs coach in 2018 after five years at Wyoming and Pittsburgh, before being hired by the Broncos.

Hill and Staley worked together in Denver in 2019, when Staley was coaching outside linebackers.

“We’ll definitely collaborate on those and come up with what’s best for the guys, but he’s always been open to listening and receiving ideas,” Hill said. “Staley emphasizes all the time it is a collaboration of voices in the room, and everybody having their opinion in what this defense will look like. When you can listen to those other ideas, it makes everybody feel a part of what we’re doing, we’re having success.”

Hill inherits a unit that has defensive end Joey Bosa and safety Derwin James as its cornerstones, but plenty of questions. Bosa missed four games last season due to concussions and James has played in only five games the past two seasons due to foot and knee injuries.

After four years of running a 4-3 scheme under Gus Bradley, the Chargers will go back to a 3-4 defense. Los Angeles was ranked 10th in total defense this past season, but had six games in which it squandered double-digit leads. The Chargers were also 25th in sacks and tied for 22nd in takeaways.

Hill said he is looking for the defense to have a more consistent pass rush and to better pressure the quarterback. The Chargers were last in blitzing, averaging 6.1 per game while the league average is 11.7.

Hill also revealed that defensive line coach Giff Smith is being retained, while Derrick Ansley, Joe Barry and Tom Donatell are joining the staff.

DERIUS SWINTON II

Chargers are hoping Derius Swinton II can fix disastrous special teams

*By Jeff Miller
Los Angeles Times
January 28, 2021*

A lot of things didn’t go well for the Chargers in 2020.

Except on special teams, where pretty much nothing went well.

By every measure available, the Chargers this season got kicked in the kicking game.

“I’m not here because I’m some guru,” Derius Swinton II said Thursday. “I’m here because of the relationships I’ve had with the players and the performances they put on the field.”

Improved special teams performances in 2021 certainly would be welcomed by the Chargers and new head coach Brandon Staley, who hired Swinton to coordinate his team’s third phase.

The Chargers missed too many kicks, had too many punts blocked and too frequently failed to set up the offense or defense on changes of possession.

The production was so poor that veteran coach George Stewart was removed as coordinator in late November. When that change didn’t help, former head coach Anthony Lynn took over special teams to finish the season.

After Lynn was fired on Jan. 4, general manager Tom Telesco praised Stewart’s efforts and admitted the kicking game failures were because of inadequate roster building.

“I didn’t do a good enough job getting him the players that he needs,” Telesco said. “I need to do a better job stacking that group. And I will. From top to bottom, it just wasn’t nearly good enough.”

Now the Chargers turn to Swinton, 35, who has spent more than a decade in the NFL and was the special teams coordinator for the 2016 San Francisco 49ers. He was an assistant with Arizona this season.

Asked to identify his philosophy in building productive special teams, Swinton referenced the “three f’s of football.”

“It’s not going to be grammatically correct, but it sticks with the players,” he explained. “We’re going to play fast, physical and fundamentally sound. ... My mom’s an English teacher. So, phonetically, that’s correct.”

Michael Badgley is coming off a season in which he missed 12 kicks — nine field goals and three extra points. He was perfect from shorter distances but converted only 10 of 19 field goal tries from 40 yards or more.

Ty Long had three punts blocked and ranked 30th in net average and punts inside the 20-yard line. The Chargers surrendered the most punt return yards in the NFL.

Telesco said the poor kicking game performances contributed to the team's struggles in close outcomes. During a stretch that began in Week 2, the Chargers went 0-7 in one-possession games.

Though they ranked near the middle league-wide in kickoff returns, only four teams were less productive returning punts. They were fourth-worst in average kickoff return yards allowed.

All totaled, it's little wonder that Telesco called improving the special teams "a point of emphasis" for the upcoming offseason.

Another area where Swinton could impact the Chargers in 2021 is game management, an expectation Staley referred to in a statement released by the team Monday to announce coordinator changes.

Game management was another struggle for Lynn and his staff as the Chargers finished 7-9. There were issues with strategic decisions and communication in vital moments.

With the Cardinals this season, Swinton said he was part of a three-man team that assisted head coach Kliff Kingsbury in such matters.

While Kingsbury was busy calling offensive plays, for example, Swinton said he and two fellow staffers would plot what to do next based on game circumstances.

"I think it was that flow of communication, situationally, that led us to be one of the better teams, if you look at two-minute, four-minute and end-of-game [situations]," Swinton said. "It's just communication."

While watching the NFL's conference championship games Sunday, Swinton said he and Staley were texting back and forth about what they would do at certain crucial points.

He said Staley finally just called him so the two could talk in more depth.

"We're football nuts, I guess you could say," Swinton said. "I think the more the entire staff, coordinators, work together with the head coach, and we start seeing the game the same way, it's just going to work together. ... I always said that you try to see the landmines before they blow up, you know what I mean?"

Derius Swinton wants Chargers' special teams to sizzle

By Gilbert Manzano
Orange County Register
January 28, 2021

Derius Swinton binged every snap of the Chargers' special teams in 2020 before interviewing for the team's coordinator position.

Swinton saw all the glaring mistakes that occurred for arguably the worst unit in the NFL, but that didn't make him wonder how general manager Tom Telesco would address the unit in the draft and free agency.

Swinton noticed the players the Chargers had in their "cabinet" and didn't hesitate when coach Brandon Staley offered him the job of special teams coordinator. With 10 years of special teams coaching experience for six NFL teams, Swinton had no issue with making it work with what he has. Swinton was an assistant special teams coach for the Arizona Cardinals last year.

"When building special teams, and when building a team, I think it's like making a meal," Swinton told reporters Thursday in his introductory news conference. "I don't worry about what groceries I have. I just take the groceries that I have in my cabinet and I make the meal. I don't care if I have fresh fruit, or if the fruit's a day old or a week old. As long as it's not spoiled, we can make a meal."

Swinton, a former 49ers special teams coordinator in 2016, will likely receive better ingredients for fixing the Chargers' special teams in 2021. Telesco took blame for not providing the previous coaching regime the proper special teams players and referred to the unit as a priority he plans on upgrading this offseason.

But Swinton, 35, will still have the tough task of quickly fixing special teams with many new faces and limited practice time, especially if the NFL decides to cancel the offseason program for a second consecutive year because of the coronavirus pandemic.

"Would you love to have guys that are (like Patriots' special teamer) Matthew Slater, that are 12-year Pro Bowl guys, all over the place?" Swinton asked. "Yeah, but that's not the realistic view of the NFL. Your roster is going to fluctuate here and there. As a coach, you just have to give them tools to be successful. I think that's what I'm in charge to do, with whoever is on the roster."

"We have to find what they do best and put them into those situations to be successful. Age and those things, they'll vary. Selfishly, yeah, I wish I had 10 Pro Bowlers – everybody wants that, right? But, realistically, you take your groceries, whatever you're given, and you make the best meal that you can make every single week."

The Chargers overlooked special teams last season and filled the unit with inexperienced players, which led to disastrous results in most areas. The Chargers had a league-high three punts blocked, and ranked 28th with an average of 5.6 yards for punt returns.

Kicker Michael Badgley missed nine field goals, including the potential game winner versus the New Orleans Saints last season. Punter Ty Long placed only 12 punts inside the 20-yard line, which ranked 30th at the position.

The poor execution on special teams was noticeable in games versus the Miami Dolphins, when the Chargers fell behind 14-0 because of the unit's mistakes, and during the 45-0 loss to the New England Patriots, when they allowed touchdowns on a punt return and a blocked field goal.

One reason why Swinton wasn't concerned with how the front office would address special teams was because of his close relationship with Staley. The two have similar philosophies for special teams, and that stems from their one year together as assistant coaches on the Chicago Bears' staff in 2017.

Swinton said Staley attended all of his special teams meetings in Chicago. Swinton was the Bears' assistant special teams coach and Staley coaches the outside linebackers.

"When a position coach takes the time out to sit in your meeting, as a special teams coach, it shows that it means something not only to him, but to the rest of the team, to the head coach," Swinton said about Staley. "That's where that relationship started. That's where I think it'll keep growing."

Swinton got into coaching after playing college football for Hampton University. His first NFL coaching job came in 2009 with the then-St. Louis Rams as a special teams quality control coach. Swinton learned from one of the best special teams coaches in Jeff Rodgers, the assistant head coach and special teams coordinator for the Cardinals. Swinton worked with Rodgers with the Denver Broncos, Bears and Cardinals.

"Working with him and learning from him, and growing from co-worker to brother, just helped my career and my life in so many ways," Swinton said. "I'm always indebted to him, and he knows that."

If Swinton is able to fix the Chargers' sluggish special teams, he too will likely earn a reputation for being one of the best coaches in that area.

Fixing broken special teams top priority for new Los Angeles Chargers coaching staff

By Shelley Smith
ESPN.com
January 29, 2021

COSTA MESA, Calif. -- When we last checked in with the Los Angeles Chargers' special teams unit, there was a lot wrong. There were either a) too many players on the field, or not enough b) punts being blocked or fumbled c) wrong plays being called or d) coaches being changed and changed again.

Basically, anything that could go wrong did go wrong, as the Chargers were at the bottom of ESPN's FPI special teams rankings for most of the season and finished tied with the Minnesota Vikings for last in the league.

Former coach Anthony Lynn -- who took over special teams for Keith Burns (who had previously taken over for George Stewart) after a disastrous 45-0, Week 13 loss to the New England Patriots in which the Chargers gave up a punt-return and a blocked field goal touchdown -- was fired at the end of the season. The Spanos family hired former Los Angeles Rams defensive coordinator Brandon Staley, who brought in Derius Swinton as special teams coordinator to clean up the mess.

Staley has previous ties to Swinton, as both were on the Chicago Bears' coaching staff in 2017. Swinton has coached special teams for eight NFL franchises over 13 years, most recently as the Arizona Cardinals' assistant special teams coach last season.

Swinton he says he has already watched every single Chargers special teams play from this past season. And he's confident he can fix what went wrong, from on-field confusion to working with inexperienced players.

"It's a process," Swinton said Thursday. "It's first, where are we at when we do well with these guys and from there we're just going to educate them.

"I don't believe in looking backwards. You just go through a process every day, and then talk. You evaluate first, then you get with each other and they come in and you implement your system around them. The cupboard is not empty here."

Indeed. If anything the problem was miscommunication -- for example, when the field-goal unit and offense were on the field at the same time as time ran out in the first half in Week 14 against the Atlanta Falcons, costing the Chargers a chip-shot field-goal attempt.

"I can't speak for what they were doing," Swinton said. "You have relative practice, your catalog of situations. And you start talking the same language. The culture from every single person from the head coach to the kicker, maybe even the trainer. They've seen it so much they start picking up on it and then you build the community so that when you get to game day, everybody starts to see it."

Blocking and coverage breakdowns were the norm for the Chargers' special teams this past season, leading to multiple blocked punts against them. Wilfredo Lee/AP

Swinton said in Arizona that the entire team would meet and go over situations that could arise. Staley is expected to sit in on special teams meetings, showing how important he views that part of the game.

Swinton said that approach is infectious, to the point that nobody wanted to be left out of Cardinals' special teams meetings.

"It was like a party," he said. "It was a mindset. No football game in the history of football has started without a kickoff or a return. It's a big selling point. Patrick Mahomes is not starting the Super Bowl," he explained, highlighting that the game will start with a kickoff.

Swinton says he goes by three (phonetic) Fs -- Fast, Physical, and Fundamentally Sound. He said his unit will go through the same fundamental drills every day.

"It's not grammatically correct, but it stays with the players," he said.

Swinton sees himself more as a caddy than a coach.

"I recommend clubs at time," he said. "But they're the pros."

Swinton also understands attention spans, or lack thereof. He builds five-minute clips of plays, then narrates them and gives them to the players before they are expected to know them. It saves on note taking and allows him to direct players toward watching certain plays in advance. And then the next day, it's a discussion, rather than a lecture.

"They can learn a new Tik-Tok dance in 30 seconds, so you gotta catch them," he said.

And Swinton believes in a three-person, play-evaluator team to take pressure off the head coach, or whomever is calling plays. He and Staley were on the phone texting and talking all through last weekend's championship games. He can't watch a game as a fan.

"It's just not possible when you're a coach," he said.

Especially as a coach aiming to fix things.

ODAY ABOUSHI

Chargers continue to bolster offensive line with Oday Aboushi

*By Gilbert Manzano
Orange County Register
March 20, 2021*

Matt Feiler, the Chargers' recent free-agent acquisition, wasn't sure which offensive guard spot he'll mandate this upcoming season.

He might have a better idea Saturday morning after the Chargers announced they agreed to terms with offensive guard Oday Aboushi.

Aboushi, a nine-year veteran, agreed to a one-year, \$2 million deal, according to NFL Network's Mike Garafolo. Aboushi spent the past two seasons with the Detroit Lions, where he started seven games at right guard last season.

Aboushi, who turns 30 in June, has appeared in 65 career regular-season games, including 42 starts with five NFL teams. He was drafted by the New York Jets in the fifth round of the 2013 draft.

Three of the Chargers' four free-agent acquisitions this week were interior offensive linemen, including All-Pro center Corey Linsley and Feiler. The team also agreed to terms with tight end Jared Cook.

Feiler told reporters Friday that the Chargers didn't specify which guard spot he'll play, but if the team wants consistency for their newcomers, Feiler can patrol the left side because he started 13 games there last year with the Pittsburgh Steelers.

The Chargers will likely have three new interior offensive linemen in 2021, but it's not a guarantee that Aboushi will start next to Feiler and Linsley. But the veteran from the University of Virginia will at least provide depth and versatility with starting experience at both guard spots.

The Chargers might add competition for Aboushi during next month's NFL draft, but they'll likely prioritize offensive tackle with their No. 13 overall pick. They have a vacancy at left tackle after addressing the interior of the offensive line in free agency.

Right tackle Bryan Bulaga could potentially have four new teammates on the starting offensive line. Dan Feeney, the Chargers' starting center last year, signed with the New York Jets on Friday. Left tackle Sam Tevi and left guard Forrest Lamp started for the Chargers in 2020, but they're now free agents searching for new teams.

Trai Turner, last year's starting right guard, was released this month to clear cap space.

10 Insights: Oday Aboushi Bolsters Chargers Offensive Line

By Hayley Elwood
Chargers.com
March 20, 2021

Below are 10 quick-hitting insights on new Chargers guard Oday Aboushi:

- 1) Aboushi is a former fifth-round pick of the New York Jets in the 2013 NFL Draft out of Virginia.
- 2) At Virginia he earned All-ACC honors twice in his career as a Cavalier. He earned first-team honors as a senior and second-team honors as a junior. His performance as a senior led to a Senior Bowl invite.
- 3) He has versatility having played both left and right guard during his time in the league.
- 4) Along with the Jets, he spent time with the Houston Texans, Seattle Seahawks, Arizona Cardinals, and most recently, Detroit Lions.
- 5) Of the 65 games he's played in the NFL, he started 42 of those contests.
- 6) During his time in Detroit, he started 10 games over the last two seasons. Eight of those starts came in 2020 where he started the last six games of the year. He mainly played right guard in 2020.
- 7) At 6-5, 308-pounds, Aboushi joins Corey Linsley and Matt Feiler as the third offensive lineman to be nabbed by the Chargers since free agency began.
- 8) Aboushi becomes the second Virginia Cavalier on the Bolts roster joining wide receiver Joe Reed.
- 9) In 2014 and 2015, Aboushi went to Sudan with the Islamic Medical Association of North America and volunteered with SaveSmile, to help repair cleft lips and palates of residents there.
- 10) Aboushi was born and raised in Brooklyn and attended Xaverian High School playing football for the Xaverian Clippers. Another notable Xaverian alum is comedian and SNL cast member, Pete Davidson.

KEENAN ALLEN

Justin Herbert and Keenan Allen: The NFL's next great QB-WR duo?

By Daniel Popper
The Athletic
September 8, 2021

Justin Herbert walked to the line of scrimmage late in the first quarter in an empty SoFi Stadium in December and set up under center Dan Feeney. The Chargers, then 3-9, were taking on the Falcons in a Week 14 matchup. The game was scoreless and Herbert and the offense faced a second-and-goal from the 10-yard line. As Herbert settled behind Feeney, he looked to his right at Keenan Allen, who was positioned on the hash marks split off the outside shoulder of tight end Hunter Henry.

Herbert and Allen made eye contact for a split second. Just a slight hesitation. Then Herbert sent Austin Ekeler, who was lined up offset right behind Allen, in motion to the left side of the formation.

Watching live, this eye contact seemed benign, even meaningless. But in that second, the thoughts rolling through Herbert's mind shine a light on his burgeoning relationship with one of the NFL's best receivers.

You see, Herbert was supposed to audible. The initial play call was a pass. Allen was the primary read on an out route. But, based on how the play unfolded in practice, Herbert was told he should kill the play to a run if the cornerback was playing outside leverage on Allen, defending against the very out route he was slated to run.

Herbert got to the line and saw Falcons rookie A.J. Terrell shaded to Allen's outside, with his back to the sideline. So he looked over at Allen, who gave him a subtle shake of the head.

"Herb, this is not it," Allen remembered thinking in that moment. "There's no chance. This is a first-round draft pick. I don't want this guy to pick me off. If he picks me off and goes 99 yards, it's your fault."

Allen stared into Herbert's soul like a mother catching her son reaching into the cookie jar.

"Herbert. Kill it."

Herbert got the message but did not listen. He looked away after Ekeler passed behind him and readied for the snap. As Herbert started his snap count, Allen raised his right hand up and turned his palm to the sky.

"What are you doing?"

"I remember looking at him and I was like, 'Nah, I'm gonna throw this one,'" Herbert recalled. "And so we did it."

"Fuck it," Allen said.

Herbert took the snap, dropped back and faked a handoff to Kalen Ballage. As he did, Falcons defensive end Steven Means beat Henry off the edge. With pressure bearing down, Herbert retreated in the pocket to give Allen time to break.

Allen still did not think he was getting the ball. Nothing about the coverage led him to believe he was even an option. The Falcons had made the perfect call, and Herbert had not adjusted.

"I ran the route, like, nonchalant," Allen said.

Herbert fired a laser off his back foot, fitting the throw into a tiny window past a diving Terrell. Allen had created just enough separation.

Touchdown Chargers.

"He throws a fucking dime," Allen said.

Allen pointed back at Herbert just before celebrating with a dance.

"It's just one of those plays where I trusted Keenan," Herbert said. "I just thought, 'Keenan is this special player, I'm going to see what I can do with him.'"

"We talked about it after the game," Herbert added. "He was like, 'I wanted you to kill that.' I was like, 'You're glad I didn't kill it, huh?'"

This play was both a culmination and a window into the future.

Herbert was Tyrod Taylor's backup throughout training camp. He didn't take first-team reps until his surprise first NFL start in Week 2 against the Chiefs after a mishap with Taylor's pregame rib injection. Herbert was forced to develop his rapport with Allen on the fly, mostly in games. Over 12 weeks, that turned into an unwavering trust — a trust so strong that Herbert felt comfortable ignoring what should have been a no-brainer check in that Falcons game.

Now Herbert — one of the most exciting talents in the game with a chance to cement himself as a truly elite quarterback as he enters his second pro season — is the unquestioned starter. He has spent an entire offseason cultivating his on-field connection with Allen.

Joe Montana and Jerry Rice. Steve Young and Rice. Troy Aikman and Michael Irvin. Peyton Manning and Marvin Harrison. More recently, Matthew Stafford and Calvin Johnson. Matt Ryan and Julio Jones. Drew Brees and Michael Thomas. They were all here once.

Could Herbert and Allen be the NFL's next great quarterback-receiver duo?

"Absolutely," Allen said. "We can't be stopped."

On the night of April 23, 2020, the Chargers drafted Justin Herbert with No. 6 pick. Days later, Herbert packed up his car and drove from Eugene, Ore., to Costa Mesa, Calif., to begin his NFL career.

With the pandemic still in its early stages, teams were not permitted to hold rookie minicamp or offseason workouts. The Chargers quarterbacks and skill players, instead, took to fields in Orange County to get in their work.

Taylor, the veteran entering his second season with the Chargers, was organizing and running the workouts. He threw to the first four receivers, including Allen. Then Easton Stick, a Chargers fifth-round pick in 2019, threw to the next two receivers. Herbert, the rookie, got the scraps. He grew up a Chargers fan, though, and had been watching Allen from afar for years.

"I was just kind of admiring everyone," Herbert, speaking in a 30-minute interview with The Athletic, remembers of those early-May workouts.

It was not until training camp that Herbert actually attempted a pass to Allen. All those throws came in routes-against-air or one-on-ones. Taylor was taking all the first-team reps as the team's declared starter. Herbert was working exclusively with the second and third teams.

Which only makes what happened next even more remarkable.

We all know the story by now. The Chargers hosted the Chiefs in their home opener in Week 2. Taylor had suffered a rib injury in the season opener at the Bengals while taking a hit. A pregame pain injection punctured his lung. Taylor went to the hospital, and Herbert found out minutes before kickoff that he was about to make his NFL debut.

The first pass attempt of Herbert's career, fittingly, went to Allen. He handed off to Ekeler twice. Then on a first-and-10, Allen motioned into the right slot and ran a wheel route down the right sideline. Allen stopped his route 15 yards downfield, working back toward Herbert. He was open.

And Herbert, well ...

"Just sailed it," Herbert said with a smile.

"Voof!" Allen said, waving his hand quickly over his head to mimic the high throw. "What the fuck was that?"

"I just thought he was excited," Allen added. "I didn't think that was a normal ball."

He paused.

"It's a normal ball."

Allen trotted back to his quarterback and tried to settle him down.

"I told him to relax," Allen said. "That shit was hot."

"He came back to the huddle and said, 'All right, you got that one out of your system. Let's dial it back,'" Herbert said.

Five plays later, Herbert capped his first touchdown drive with a 4-yard scramble.

His first completion to Allen came on the next drive on a bubble screen. Allen took that for 14 yards. On the following series, Herbert went to Allen again, this time on an out-breaking option route near the right sideline on third down. He threw high again. The Chargers punted.

"I was salty at that point," Allen recalled. "I was like, 'What the fuck is about to happen?'"

Herbert answered that question pretty definitively.

Behind a sound defensive plan and an unexpected performance from their surprise starting quarterback, the Chargers had built a 14-6 lead over the defending champion Chiefs. On his first possession of the second half, Herbert moved the Chargers close to midfield. He faced a third-and-10.

Herbert took the shotgun snap and was almost immediately pressured by Kansas City defensive end Taco Charlton, who beat Henry off the right edge. Allen was running a post out of the right slot.

"As soon as the ball was snapped, I knew it was Cover 2," Allen said. "I knew I should be getting the ball."

Herbert stood in the pocket and delivered down the middle of the field, releasing the pass just before Charlton hit him. He layered the ball in between two defenders. Allen made the catch for a 25-yard gain, hanging on despite a big hit from Chiefs cornerback L'Jarius Sneed, who had peeled off his man to try and make a play over the top. Allen did not see Sneed coming.

"He hit me and I was like, 'Damn!'" Allen said. "He threw that shit in there."

"If you look at the back angle of the camera ... you don't even see the hole," Herbert said. "That's where faith and that's where practice reps come into play."

But here's the thing: Herbert and Allen did not have any practice reps. Herbert did not attempt a pass to Allen in an 11-on-11 setting until this very game. Early on in training camp and even during the season, Herbert was still focused on some of the basics of playing the position in the NFL, like taking snaps from under center — something he did not do at Oregon — opening up the correct way on handoffs and properly executing play-action fakes.

Herbert remembers a play from practice not long after he took over as starter when he tried to send Allen in motion pre-snap. Only Allen was not supposed to be the motion man.

"He just shakes his head," Herbert said, "and I flip it to the other way."

That is what makes the relationship so fascinating. That is what makes the production, from their first game together, so hard to wrap your mind around. Herbert was a neophyte as a quarterback. And he was forced to build trust with Allen, initially, from merely watching him from the practice sideline.

And yet the on-field connection started like this, and only grew more solid over the rest of the season. Herbert and Allen connected 96 times for 955 yards and eight touchdowns. Of those 96 completions, 28 produced third-down conversions.

"He's always open," Herbert said.

"No, seriously," Allen said. "I am always open."

Allen has been through this process once before. At their height, Allen and former Chargers quarterback Philip Rivers made up one of the best quarterback-receiver tandems in the league. Over seven seasons together, Rivers and Allen totaled 520 completions for 6,364 yards and 33 touchdowns. Under Rivers' tutelage, Allen developed from a talented but injury-prone prospect into arguably the game's most lethal route runner and one of the most consistent receivers in the league.

"Phil taught me so well and taught me so much," Allen said.

Rivers is retired now, coaching high school football in Alabama, and it feels as though Allen is entering a second chapter of his career.

Allen is on a Hall of Fame trajectory. He turned 29 in April. If he produces five more seasons at the pace he has set over the past four years, he will crack the top five all-time in receptions.

Allen has a chance to become the first player in NFL history to catch 500 passes from two different quarterbacks. He needs 404 more catches from Herbert to get there. He has averaged 101 catches over his past four seasons. You do the math.

Rice never did it. Tony Gonzalez never did it. Larry Fitzgerald is the only player in NFL history to catch 400 passes from two different quarterbacks — Kurt Warner and Carson Palmer.

This is all very much in the realm of possibility for Allen. That is partly because of who is now throwing him the ball and how much potential Herbert holds in his towering 6-foot-6 frame. But it's also because of just how damn good and reliable Allen is. The league is only really now starting to give Allen his due credit.

"If he is not in the top five, I'd love to see the top five," Herbert said, "because I think he's as good as it gets."

Allen does not catch 70-yard touchdowns on a weekly basis. His performance is more subtle, more artistic. The beauty of his game is not in the flashiness, but in the less discernible aspects — the releases, the breaks at the top of his routes, the deception of his effortless movements, his knowledge of coverages, his feel for positioning and his almost innate understanding of how to shatter defender's leverage.

"I have the answers to the test," Allen said.

"Keenan could play quarterback too," Herbert said. "He knows defenses better than anyone else."

This is why Allen is so effective on third down. He has the most third-down-conversion receptions of any receiver in the league since 2017 with 98. DeAndre Hopkins has the next most with 83. Allen led the league in this stat in 2020, with 28, in 15 games.

"If you didn't have lines on the field, it wouldn't matter," Herbert said. "Keenan would still get to the right place."

The best could still be ahead for Allen. Herbert's skill set opens so many doors. Rivers thrived because of his brain and accuracy, and he might very well be on his way to the Hall of Fame. Herbert, though, simply provides two things Rivers did not: elite arm strength, and the ability to both escape the pocket and throw on the run.

"It's night and day," Allen said of playing with Rivers versus Herbert. "(With Rivers), you got a guy who is going to go through his progressions every time. ... You can line up with Philip Rivers and you can say, well, he's not throwing the ball to this side of the field. He's not coming over here, just based on the defense. Pre-snap read, Phil is going to that side. Like, it's 100 percent. Justin Herbert? There's no chance! There's no fucking chance. He's throwing where he wants to throw the ball. He doesn't care."

Allen said when the Chargers moved on from Rivers last offseason and elevated Taylor to starter, they started practicing scramble drills for the first time. This was a new facet to the offense that just did not exist previously. Herbert then took it to another level when he replaced Taylor.

"He's bringing up a whole new game," Allen said. "Phil couldn't run. Phil could throw the dime, but what if I'm not open right now? Herbert can scramble and then I can re-get open."

Herbert thrives in off-platform situations. He also has enough confidence in himself to, say, shrug off an audible call, defensive coverages be damned.

"It ain't new, but it ain't the same thing," Allen said. "It's Keenan without Phil."

Or, alternatively, it's Keenan with Justin.

During OTAs in early June, new Chargers offensive coordinator Joe Lombardi shared his vision for Allen in his passing scheme.

"We always say that there are rules guys and guidelines guys," Lombardi said. "Here are the rules to the routes; some of you have to follow them exactly, but for some of you, they're guidelines."

Allen?

"He's definitely a guidelines guy," Lombardi said.

Lombardi spent more than a decade as the Saints quarterbacks coach working with Brees and under Sean Payton, and he has brought that passing system to Los Angeles. One of the hallmarks of the scheme is a heavy dose of option routes, which are perfectly tailored for Allen's skill set because of his spatial awareness and feel for leverages.

Allen said this is allowing him to "play more freely," and that is largely related to these option routes. As a "guidelines" player, Allen can put his own flavor on routes. In football parlance, this is called "pumping" a route.

For instance, Allen might have an option route where he can break in, break out, or sit in an open space. Based on the leverage of the defenders pre-snap or on tape, though, he might see an opening and want to take a higher angle up the field. He would fake like he is running a sharp out route before splitting the defenders on a deeper line.

"Sometimes, he'll look to me and tell me he's going to pump it," Herbert said. "So he'll do something crazy and I'm just like, 'Yeah, that's awesome. I'll find you.'"

Allen's freedom in the scheme will also affect how Herbert goes through his progressions. Lombardi has given Herbert leeway to stay on Allen longer than he would with other receivers.

"Sometimes you're late to the rest of the progression," Herbert said, "but you know that Keenan will find a way to get open."

"Normally a mortal quarterback would say, 'I'm not giving it to him, I'm going to my progression,'" Lombardi said. "But, he ends up getting open so often that sometimes, as a quarterback, you give him an extra count."

It is a fine line.

Herbert recalls a play from training camp where he moved off Allen on a progression because Chris Harris Jr. had him covered. Herbert completed a crossing route to Jalen Guyton for a 20-yard gain. Watching the play back on tape, though, Herbert saw that Allen came open after he had already moved on from that read.

"Had I stuck on him," Herbert said, "it would have been a walk-in touchdown."

"You just got to be right," Allen added. "When he does do it, he has to be right. When he doesn't do it, he has to be right again. He has to know when and when not, but he'll get it with more repetition."

As Lombardi said, this is a "good problem to have."

"Keenan would have a good relationship with any quarterback," he added. "He's a guy that you trust so much. When in doubt, you find him and throw him the football."

"I want to play with him for as long as I can," Herbert said. "And for as long as I can play with Keenan, I'm going to do my best to get him the ball."

On July 8, Herbert held a charity golf tournament in Eugene to raise money for a youth sports nonprofit. He invited a number of his Chargers teammates, including Allen.

Allen initially said via text he would "love to go." But when Herbert later texted Allen for his flight information so he could book the travel for his top receiver, he got no response.

"Keenan's probably busy," Herbert remembered thinking. "He's got something going on."

Two days before the event, Herbert's phone lit up with a text from Allen.

"You got my flight?"

"I was like, 'I got to get on this!'" Herbert said.

Herbert sent the flight to Allen, and Allen arrived the next day, joining Scott Quessenberry, Michael Badgley, Storm Norton, Gabe Nabers and others for the event.

It says something that Allen wanted to support Herbert, right?

"I think he just really likes golf," Herbert deadpanned.

Allen also really likes his quarterback.

JOEY BOSA

Joey Bosa enjoying learning and exploring Los Angeles Chargers' new defense

By Shelley Smith
ESPN.com
August 5, 2021

COSTA MESA, Calif. -- To see Joey Bosa move -- like, say, between the field and the (healthy) snack cart after practice -- you'd think he was more like a sloth. Slow, deliberate, slower. You'd never guess he was one of the best and fastest edge rushers in the NFL.

But put Bosa on the football field, specifically in this new defense the Los Angeles Chargers are running, and the 6-foot-5, 280-pound Bosa has cat-like reflexes, brutal off the ball and even more brutal when he makes contact, which is often -- even without pads.

That's not to say that Bosa is completely comfortable standing on the edge, rather than down with a hand in the dirt. He does both, depending on whether new coach Brandon Staley has the Chargers in a 3-4 defense or a 4-3. It's all designed to keep the opposing offense guessing and is completely unpredictable, which is how Staley likes it.

And the thought of Bosa being utilized in many different ways is a scary thought to opposing defenses.

"There's a lot going on," Bosa said. "A lot of moving pieces. Usually I'm coming in here and I'm solely focused on how I'm rushing each day, which is another dynamic. I get to judge myself on another level, and it's fun. But yeah, it's going to take some time."

But football smarts are not an issue for Bosa.

"I'm going to make a few mistakes here and there, but by the time camp is over, I'm sure it will be second nature," he said.

On one sequence, Bosa took on rookie offensive tackle Rashawn Slater, who has been praised by just about everyone in camp. Slater was a first-round draft pick for a reason, a player who got the best of defending rookie defensive player of the year Chase Young (then at Ohio State) during his junior year at Northwestern -- setting up a great Week 1 matchup between Slater and Young when the Chargers head to Washington.

But back to Bosa and his gait ... the quick, game-time one. He faced Slater, who slowed him initially and held up until the whistle blew to end the rep. But if the whistle had blown just a little bit later, who knows if the rook would have held up.

"I turn into a different guy when I get mad," Bosa has said many times.

Bosa isn't the only player who loves the new scheme.

"It's refreshing," said defensive lineman Justin Jones. "It allows a team the inability to adjust to what we're going. It keeps them on their toes, which means offensive linemen are on their toes. They're not going to know who's blitzing -- who's coming and who's not coming."

"It's going to be hard to figure us out (for the opponents). What we're doing, what we're bringing. We're never a standstill defense and that's going to make us really hard to beat."

That suits Bosa just fine, even if it means learning a new scheme and a new stance. But Bosa admits they're not easy to learn, which he's fine with.

"A good defense shouldn't be easy to learn in two days," Bosa said. "So it's a fun challenge. Obviously seeing it live is a lot different than sitting at home reviewing on my book. ... It's not as much the athletic part of it. It's just seeing the field, understanding the formation, seeing shifts. There's a lot of moving pieces. I think it's a dynamic defense."

It's a defense who involves fast and relentless hitting, which is how Bosa has played his entire career. Even last season, when he was battling a bunch of injuries, Bosa still recorded 7.5 sacks and 39 tackles.

"Joey Bosa, he'd be good doing anything," Staley said. "We're trying to get him into a new comfort zone -- there are some things we're asking him to do that he hasn't done before. I think that more than anything, what he does best he'll be able to do at a high level. Some of the other things that are brand new for him will help not only himself but his teammates and we've tried to map that out for him. He's been great."

"You need premium players to play the type of defense we hope to play."

Perhaps the safest way to slow Bosa down is to bring a dog around, which perhaps is why Bosa doesn't have one ("I can barely take care of myself," he has said).

But he loves them. He slowly crawled up on the field to hug the Chargers' rescue mascot "Bolt" saying, "Come play with me," and hugged him tight.

So the best way to stop Bosa? Dog hugs and a sports drink from the snack cart.

Chargers Edge Rusher Joey Bosa Put Mental Health Recovery Over Football in Offseason

*By Fernando Ramirez,
Sports Illustrated (Maven)
September 9, 2021*

When players line up for stretching and activation for the Los Angeles Chargers, it's done in unison at Jack Hammett Sports Complex or Hoag Performance Center.

But when all players are on the ground going through a stretch, a silent figure is in the back doing his own thing.

Joey Bosa is backpedaling, doing lunges, and working out at his own speed. He is always working on his craft and always tries to improve. He works with his trainer Todd Rice in Florida, and his workout partner is his brother -- San Francisco 49ers defensive end Nick Bosa.

He is out there in Florida from the moment the season ends until mandatory minicamp. Usually, they go through numerous pass-rushing techniques or work on getting stronger and faster.

However, this year was different.

Last season was challenging all around, with the pandemic and the offseason program being shortened. It was rough, but for Bosa, the whole season was strange.

"The impact of what I went through last year was real," said Bosa with a straight face.

He sustained numerous injuries to begin the season. By the New Orleans game in Week 5, Bosa dealt with a triceps, ankle, and knee injuries that prevented him from playing any other down but third. He got a sack in the 4th quarter against Drew Brees using a spin move that would make Dwight Freeney proud.

Fast forward to Week 9 in Denver when the Chargers had a 21-point lead over the Broncos late in the third. Bosa took a hit to the head and would miss the rest of the game with a concussion. Things would change from here.

Bosa only remembered showing up at the facility on the bus. Everything else was foggy. The next few days would get even worse with him locking himself up in his room and only coming out to get his COVID test at the facility.

He would miss two games. He returned feeling a little more upbeat. He had a dominating performance against the Buffalo Bills in week 11, sacking the opposing quarterback three times, collected nine tackles and six tackles for loss.

Three weeks later, it would happen again. He sustained a second concussion in Las Vegas against the Raiders. He wouldn't return for the last two games of the season.

"I undersold how much it affected me mentally with a concussion or what I had to deal with," explained Bosa. "It was really intense, and I kind of fell into a bit of a hole at the end of last year mentally."

One of the factors that helped him get out of his hole was that the fact that he had Nick living with him in L.A. The younger Bosa brother was rehabbing from a torn ACL he sustained in week two against the Jets.

Bosa decided to room with his brother again, like when they were kids. Growing up, they competed in anything and everything. They still kind of compete to this day.

"I think we have this intense competition against each other all the time," admitted Bosa. "That's kind of unspoken like, when somebody else does something, we're happy for him, but at the same time, we're like s***, and I want to do better."

During the back end of training camp this year, the 49ers were in town to have a joint practice with the Chargers. The younger Bosa is still coming back from his torn ACL, but he was able to practice on the side.

He also watched as his brother hand swiped, outpowered, and even used his agility to get past the 49ers offensive line. He was on a mission.

"I'm happy I was able to perform well against this team, and for him to see a few reps, it meant a lot," explained Bosa. "I was going to be really, really upset if I went out there and had a bad week because I can't have him show me up."

Bosa was Mic'd up for the Chargers, and the first thing he says when he bumps into his little brother is, "what's up, small guy?" to which Nick asked his older brother what moves he used to get past the offensive line.

It is the typical big brother, little brother love relationship. You always want your little brother to do great things, but not better than you.

"Sometimes the competition gets a little too intense, but luckily we don't play ping pong anymore or paddles are flying all over the place," said Bosa.

Bosa was happy to see his brother. He was thankful that Rice and his brother helped him climb out of that dark hole. He spoke out about mental health after what he had suffered through last season and has become more and more of an advocate.

"It's your health long term, and you see so many people losing their minds," Bosa said last November. "There's people around me that have been losing their fathers from, from brain diseases, and it's just it's a scary thing to think of."

Sometimes athletes are seen as Supermen, nothing can get to them, and nothing can hurt them, but people forget that they are more like Clark Kent. A couple of years ago, Bosa started to see a therapist, who helped significantly with what was going on during the end of last season.

"Ever since then, I've been super open about all of it, my meditation, therapy sessions, and all that," said Bosa. "So, it was just a tough time, and I had him to help me every week."

Bosa is a workout warrior. So, after the season ends, he takes some time to himself then jumps back on it with Rice and his brother in Florida. This offseason, though, Bosa felt like it was more about getting back mentally.

"The last few months, I've been steadily climbing and climbing and climbing and I'm just back to my old self, you know, feeling great," said Bosa. "Feeling great physically feeling great mentally."

He took his time. While he did that, some changes were going on back in Los Angeles. The team had fired head coach Anthony Lynn and hired 38-year-old Brandon Staley.

The new head coach called every single one of his players on the phone to explain to them who he was, and he wanted to get to know them. He wanted to show the players that he cared for them as people, not only as players.

"It's pretty obvious that this is who he is, and he's really passionate and knowledgeable about every single position," said Bosa. "He's a younger guy who listens and knows how to take care of us."

The head coach would talk to Bosa here and there but knew that his star pass rusher wouldn't be coming until mandatory minicamp. When Bosa showed up in Costa Mesa, he sat down with his head coach, and they just talked for a little over two hours. Bosa opened up to his coach about what he had gone through last season.

"I think that for him to be so outspoken," said Staley. "It's very courageous to me; there's a lot of bravery. Then there's also a selflessness too because he's not thinking about himself. He's thinking about other people. Anytime you have a star player like him that thinks that way, it's amazing."

He also talked football with Staley, realizing quick that Bosa is a unique person with a high football capacity.

"He's kind of an artist," said Staley about his initial thought after meeting with Bosa. "You don't get that way without being fully invested in your game, and I think he's so insightful about the details of his craft."

Bosa was quickly impressed by his new head coach.

"He could walk in any room really and talk about technique, and it's not just like, 'Oh, yeah, what are you guys running?' It's like he breaks it down exactly what's going on technique because he loves football," explained Bosa. "He has this kind of freaky memory where he just remembers things."

Staley was also impressed with Bosa. Staley has worked with some of the best pass rushers in Chicago's Khalil Mack, Denver's Von Miller and Bradley Chubb, and L.A. Rams' Leonard Floyd and Aaron Donald.

"I learned a lot from those guys like what he sees and what his approach is, and, and tapping into that, so you can coach him better," said Staley. "I felt like he's just has a lot of insights because he's such an accomplished player."

There will be some changes to this defense, though. Since being drafted by the Chargers in 2016, Bosa has been a big reason why the defense has generated a consistent pass rush. He has played 63 games in a Bolt uniform, sacked the opposing quarterback 47.5 times, and has 109 quarterback hits.

He also had his partner in crime in Melvin Ingram. When one of them got a sack, Bosa would do his signature shrug, and Ingram would cross his arms. They were a solid duo, but that has come to an end. Ingram wasn't re-signed and is a member of the Pittsburgh Steelers.

"He was great," said Bosa about Ingram. "He was the polar opposite of me, which I mean, opposites attract. I think we had a great relationship. Great player. I learned a lot from him. But I'm just happy he found a good spot, and he's probably going to have another great year over in Pittsburgh."

The Chargers brought Kyler Fackrell from the New York Giants to compete with Uchenna Nwosu for that spot opposite the Pro Bowl pass rusher.

"I love having Kyler," explained Bosa. "I think he was a great pickup. He had a great game the other day, was really impactful. I think Chenna's definitely coming into his own. He's been a great rusher for the past few years already, and he's finally going to have a real opportunity to get a lot of reps, but I think all three of us are going to do a really good job rotating in, and we're going to all have a lot of reps every game and keep each other fresh."

The significant change in Bosa's game will be that the team will ask him to take his hand out of the dirt and drop back into coverage. "I obviously want to rush the passer," said Bosa. "It's what I love to do. It's what I love about football and what I love to work on. But this is a new skill I have to learn. So, it's been a fun challenge. It's been frustrating at times, definitely. But at the same time, anything worth doing isn't going to be easy all the time -- corny, corny saying, but it's true."

That change also came with him not being with defensive line coach Giff Smith, who has been his defensive line coach since he entered the league. Bosa has always thought highly of him.

The Chargers hired Jay Rodgers from the Chicago Bears, who coached with Staley, to be the outside linebacker's coach.

"He's definitely a very positive guy, levelheaded -- which sometimes I need that," said Bosa. "So, I'm excited to keep on getting to know him. It has been a challenge for him, too, because he was with the big guys the last few years. So, he's been open about that. It's a new situation for him. He hasn't coached edge in a while, so it's been a fun learning process for both of us."

Rodgers had spent the last five years as the defensive line coach in the Windy City before moving out west. "This guy loves football," Rodgers said about Bosa. "He's very knowledgeable about his skill set what he's trying to do. His specific blockers run and pass. So, I've really enjoyed getting to know him and see how he reacts to some of the things that we're installing."

When camp started, Bosa was excited to work with Rodgers, but there was some hesitancy about last season.

"I was a little nervous coming into camp with how I feel at some certain things that have kind of built up over the years, but I have been feeling great," said the pass rusher. "I feel like I've got my rhythm back."

When on the defensive field at Jack Hammett, Bosa did one of two things during every practice, either going through a drill or talking to Rodgers.

"He's constantly working on his body, his timing, his footwork," explained Rodgers. "And then, as far as our conversations go on the sideline, different scenarios that could come up to help him play faster because I think the more you know, the faster you can play. Faster guys like him can play the more production they wind up having."

When it was 7-on-7, or there was a special team drill, and he wasn't needed, Bosa would be at a machine or workout dummy working on his craft, as Staley put it, like an artist.

Something else that Bosa noticed without Ingram being present is that he is now the leader of the pass rushers. Make no mistake about it, Bosa isn't a ra-ra guy; he is the furthest from that. He leads by example but doesn't mind giving tips.

"I feel like it's most effective when I'm coaching guys up one on one and telling them how I see things," said Bosa. "I understand everybody rushes differently. So, I don't want to like tell him this was the only way but tell him what I see what's been successful for me."

He has been a silent leader in the pass-rushing room. He has helped guys from Nwosu to third-year player Davin Bellamy to rookie fourth-rounder Chris Rumph.

"I mean, at the end of the day, Joey has been doing this at a high level for a long time, since his rookie year, and so any advice I go to him and talk to him about anything pass-rushing wise anytime I go to him after advice," said Rumph.

Things have certainly changed a lot since last season. The team has a new head coach with a new direction. Bosa will have some new duties to go along with getting after the quarterback.

So, the fans should expect a 10-sack season and a five-interception season from Bosa?

"Hopefully, more than ten sacks, but I'll take one interception. It's all I need," joked Bosa.

Bosa said he is excited about the season to start, but there will be a lot of factors that will go into how the Chargers will do this season. He knows that one factor he can count on is his quarterback Justin Herbert, whom Bosa has been a massive advocate for a la Paul Heyman since last training camp.

"I'm excited to see what he can do this year," said Bosa about his quarterback. "Another thing that I love about him is I don't think he... I mean, he must know is that good, but I feel like he's such a humble and normal dude. So, it's like it never comes off as arrogant or full of himself for like this super talent that he is, which was he's a 6'5 fast like he's the ideal quarterback, and I think he's got a Hall of Fame future, for sure."

From everything Bosa has gone through from last season to this one, he feels re-juiced and is looking ahead and not back.

"I don't come into practice where you don't want to bump my head or anything like that," said Bosa. "I think I've done everything right to heal my brain and heal my body, so it's part of the game."

JARED COOK

Connection with Chargers new coaches made Jared Cook deal come to pass

By Jeff Miller
Los Angeles Times
March 22, 2021

He has been an NFL coordinator one other time and for just 23 games.

So there's still uncertainty about what exactly Joe Lombardi will bring to the Chargers' offense in 2021.

There is no question, however, that he helped deliver the team's new tight end.

Jared Cook explained Monday that he signed with the Chargers in large part because of his relationships with Lombardi and offensive line coach Frank Smith.

"I think it's important to have coaches who understand what type of player you are; who you are as a person," Cook said. "Being with those guys was huge."

Cook, who turns 34 in April, is entering his 13th season. He replaces Hunter Henry, who departed via free agency for New England, and represents an experienced inside threat for young quarterback Justin Herbert.

For the last two seasons, Cook was with New Orleans, where Lombardi was the longtime quarterbacks coach.

Cook spent 2017 and 2018 with the then-Oakland Raiders. During the latter season, Smith was his position coach.

The two have kept in touch since, Cook saying Smith made a lasting impression because of his coaching style, particularly his willingness to listen to players and "not be a dictator but actually be a coach."

In 2018, Cook had a career year, finishing with 68 receptions for 896 yards and six touchdowns. He also made his first Pro Bowl, an achievement he duplicated in 2019 with the Saints.

The Chargers will need production from Cook coming off a season in which Henry emerged as one of Herbert's most-trusted targets.

With Keenan Allen and Mike Williams at receiver and Austin Ekeler coming out of the backfield, Cook will be a big body — 6 foot 5, 254 pounds — roaming along the seams.

He has 22 touchdown catches over the last three seasons, including a career-high nine in 2019. The Chargers haven't had a tight end produce as many as nine touchdowns in a season since 2014, when Antonio Gates had 12.

Asked what he'll bring to his new team, Cook said "a chance to kind of open up the offense a little bit more, spread the field ... exploit the mismatches when you're given them."

Along with spending two seasons with Drew Brees, Cook also played for one season — 2016 — with Aaron Rodgers in Green Bay. Having watched Herbert from afar in 2020, he said he appreciates all the potential.

"Justin Herbert also was a huge reason that I came here," Cook said. "He can sling the ball."

Chargers general manager Tom Telesco is in the process of rebuilding the line to better protect Herbert, overhauling 80% of the offensive front. Right tackle Bryan Bulaga likely will be the only returnee.

The team also has a new coaching staff headed by Brandon Staley, who hired Lombardi in January to be the offensive coordinator.

His only previous experience in that role was unspectacular, Lombardi fired by Detroit in October 2015 as the Lions failed to adapt to the scheme he was attempting to employ.

"I know what Joe brings to the table," Cook said. "He's a grinder. Joe will stay till four or five in the morning making sure your offense is ready to go. He puts in the time and he puts in the effort. I've seen it firsthand."

Chargers TE Jared Cook looks to make big plays with Justin Herbert

By Gilbert Manzano
Orange County Register
March 22, 2021

One of Jared Cook's favorite plays of his career was catching a 36-yard pass from a scrambling Aaron Rodgers near the sideline to set up the winning field goal in a 2017 playoff game against the Dallas Cowboys.

"Definitely a memorable play," the former Green Bay Packer said Monday.

Cook is entering his 13th season and turns 34 next month, but the veteran tight end said he's not done making acrobatic catches. He's already envisioning big plays in crucial moments with the Chargers and quarterback Justin Herbert, the reigning NFL Offensive Rookie of the Year.

Cook officially joined the Chargers on Monday after signing his contract, which is reportedly for one year with \$4.5 million guaranteed.

"That's what the game is about," Cook said about creating memorable moments with Herbert. "It's about making those big-time plays."

"He can sling the ball, man. He came on last year unexpectedly when nobody was expecting him to be a starter and I think he did a really good job at that."

But Herbert wasn't the only reason why Cook joined the Chargers. The two-time Pro Bowl tight end is familiar with offensive coordinator Joe Lombardi and considers offensive line coach Frank Smith a good friend.

Cook had one of his best seasons in 2018 with the Raiders when Smith was the tight ends coach at the time. Cook recorded 68 receptions for 896 yards, six touchdowns and was named a Pro Bowler during his lone season with Smith. But Smith and Cook have kept in contact and texted often during free agency.

Smith recruited Cook and Lombardi provided familiarity. Cook spent the past two seasons playing for the New Orleans Saints, where Lombardi was the quarterbacks coach before joining the Chargers this year.

"I mostly talked with Frank Smith, but I know what Joe brings to the table," said Cook, who is joining his sixth NFL team. "He's a grinder. Joe will stay up until 4 or 5 in the morning making sure that your offense is ready to go week in and week out and he puts in the time and he puts in the effort and I've seen it firsthand."

"To be a part of that the past two years, really kinda made the decision easy. (Lombardi) was a big part of our success with the Saints — a huge part."

Cook wants to be a mentor to the younger players and learn from the skill players, such as wide receivers Keenan Allen and Mike Williams. Cook has played with star wideouts Michael Thomas of the Saints and Davante Adams with the Packers, but the veteran tight end said the Chargers' wide receivers are just as dynamic.

But Cook wants to do more than just be a leader. He sees a bright future for the Chargers' offense.

"A chance to help young players," Cook said for reasons why he joined the Chargers. "Also, a chance to be able to open up the offense a little bit more, spread the field, get on safeties and linebackers, exploit the mismatches when you're getting them and being able to score touchdowns and move the ball."

Familiarity with coaches draws Cook to sign with Chargers

By Joe Reedy
Associated Press
March 22, 2021

COSTA MESA, Calif. (AP) — Jared Cook has signed with a new team, and he will have two coaches who are very familiar with him.

Cook said Monday that offensive coordinator Joe Lombardi and offensive line coach Frank Smith influenced the veteran tight end to sign a one-year contract with the Los Angeles Chargers.

"I think it's important to have coaches that understand what type of player you are and who you are as a person. A lot of times in free agency that takes away some of the unknowns in visiting different teams," Cook said.

Lombardi and Smith were hired by new head coach Brandon Staley. Cook said he was in contact with Smith and Lombardi throughout the free agency process.

Smith was the Raiders' tight end coach the past three seasons, including in 2018 when Cook made the Pro Bowl for the first time and set career highs for catches (68) and yards (896) along with six touchdowns.

"He gets to understand your thought process while playing the game at 100 miles per hour so that he can better understand you as a player and be able to coach you better," Cook said of Smith. "I think that's important. Because Frank laid out that type of relationship, me and him have always kept in contact."

Cook's previous two seasons were in New Orleans, where Lombardi was the quarterbacks coach. Cook had a career-high nine TDs in 2019 and then had 37 receptions for 504 yards and seven touchdowns last season.

"He was the big reason for a lot of our gameplans — really, most of our gameplans. He would go break down film for us, then deliver everything that he broke down," Cook said. "He would also be the guy that's up in the box telling us everything that he saw during the game. His tutelage, his football IQ is very high."

Cook said he hopes to be able to help the offense spread the field and create mismatches with safeties and linebackers. His 22 touchdowns over the past three seasons are second in the league among tight ends. He is expected to fill the void left when Hunter Henry signed with the New England Patriots.

Besides Cook, the Chargers also have Stephen Anderson and Donald Parham on the roster at tight end.

Offensive guard Oday Aboushi also had his first availability since agreeing to terms Saturday on a one-year deal. He lined up mostly at right guard last season in Detroit, but he said the coaching staff hasn't told him which side they have in mind for him with Los Angeles.

"Last year, earning the opportunity to go in there and start — starting and playing the way I did at that level — just gives you more confidence moving forward and what I can do better next season," he said.

MICHAEL DAVIS

The Chargers' main 'Vato': Michael Davis' background inspiration for his NFL success

By Shelley Smith
ESPN.com
March 31, 2021

COSTA MESA, Calif. -- There was a time in Michael Davis' life he wasn't sure where he'd be now. But where he is now is a pretty nice place, having just signed a three-year deal worth \$25.2 million (\$15 million guaranteed) to stay with the Los Angeles Chargers and be close with his mother and son.

"She cried," Davis said about his mom. And he cried along with her.

Nothing like home. Other teams offered more money. But none of them could offer the family-like dynamic that the Chargers possess. And it is the inspiration of family which has helped Davis emerge from being an undrafted free agent in 2017 to a key member of the Chargers' defense moving forward.

Davis was raised by his mother, Ana Martinez, who is from Mexico. His father, who was never in the picture, is black. He identifies with his Mexican heritage down to the tattoos of Emiliano Zapata, a Mexican revolutionary, on one leg and Mexican artists Diego Rivera and Frida Kahlo on the other. He's fluent in Spanish as well and loves the nickname that Chargers safety Jahleel Addae gave him during his rookie year in 2017 - - "Vato," which means dude, homeboy or friend.

It stuck. Now everybody calls Davis "Vato."

According to information provided by the NFL in 2019, 41.1 percent of Chargers fans are Hispanic, the largest percentage of any NFL team. Davis was a huge favorite when the team visited Mexico City in November 2019 for a Monday Night game against the Kansas City Chiefs in Estadio Azteca, a stadium Davis used to visit on trips with his mother. Davis dreamed of playing soccer in Estadio Azteca and says that playing there it was a dream come true.

He was raised in Glendale, California, by his mom and excelled (when he wanted to) in track and football at Glendale High School. Davis admits to not always being as motivated as he could have been, but his talent was evident. He was first team all-CIF in track and field in his senior year, won the Pacific League title in the 100-meter sprint three straight years and the 200 meter sprint four straight years.

His football career was far different -- Glendale won just six games in three years and recruitment was limited ... except for BYU athletic director Tom Holmoe, who appreciated Davis' speed and helped recruit him to Provo, Utah. Davis struggled at times with BYU -- temporarily losing his starting position as a senior to a time to a freshman -- but came off the bench to make an interception and 40-yard return against Michigan State that year, helping the Cougars to a 31-14 victory.

Davis' measurables -- he stands 6-foot-2 and runs a 4.4 in the 40 -- caught the eyes of the Chargers, who signed him after he went undrafted in 2017. Not being drafted created a chip on his shoulder that former Chargers DB coach Ron Milus noticed and honed. That's when Davis says that he started to realize what was possible on the football field.

"I think Ron Milus molded me into a corner," Davis said. "On top of that, I had to work on mentality. It's all about the mental game in the NFL, just those two things."

Davis' talent was showcased this past season after getting a pick-six off Tom Brady, taking the interception 78 yards for a touchdown. That's when things started to click, Davis said. He had a great follow-up performance against the Saints on Monday Night Football a week later.

"I started performing at my highest, at my best," Davis said. "Since then I was like, 'You know what? I actually have a chance to get an extra contract and hopefully stay with the Chargers.'"

Davis started 14 or 16 games for the Chargers in 2020 and had 62 tackles along with and three interceptions for 86 yards (the 78-yarder vs. Brady certainly helped in that department).

And that is a good thing for new head coach Brandon Staley, a former defensive coordinator who relies heavily on the secondary and likes to mix things around. And what Staley has in Davis is a wily veteran able (and more than willing) to pass on knowledge to younger players.

Staley told Davis he wanted to maximize his potential further, something that Davis likes to hear.

"They want me to take it to the next level with my game," he said. "I'm excited for that. I'm a little nervous, but I'm excited."

Davis is a father, as his son, Atticus, is still young enough to see his father in his prime, or what should be his prime.

Oh, and one more accolade: Davis spent four years as a tenor on his high school capella singing team. So if you need a really speedy player with great hands and a high voice -- not to mention a nice salary for the next three years -- Davis is your guy.

Back in L.A., Michael Davis Ready to Go 'Next Level'

By Chris Hayre
Chargers.com
March 16, 2021

The first defensive player the Chargers agreed to terms with during free agency was one of their own.

Cornerback Michael Davis will return to Los Angeles on a multi-year contract, the team announced on Monday. The Glendale native, who began his NFL career with the Chargers as an undrafted free agent in 2017, has developed into a dependable starter.

New head coach Brandon Staley sees even more.

"Staley just told me that they're going to try to maximize my talents," Davis said. "They're going to work with me and try to maximize my potential. That's about it. That's what I'm hoping for – I'm hoping that he can take my game to the next level."

Davis has made 35 starts over the last three seasons. In 2020, he led the team in passes defended (14) and interceptions (3).

Can't-Miss Play: Michael Davis Reads Tom Brady's Throw for Speedy Pick-Six
In Week 4 against the Super Bowl Champion Tampa Bay Buccaneers, Davis picked off Tom Brady and returned it 78 yards for a touchdown. It wasn't until the following week, though, that Davis said he started to play his best ball.

"In my mind, it might have been the Saints game" he said. "Up until the Saints game, I was struggling a little bit with consistency. Then, after the Saints game, I think that's when everything clicked. That's when everything came together and I started performing at my highest, at my best. Since then, I was like, 'You know what? I actually have a chance to get an extra contract and hopefully stay with the Chargers.'"

Davis, who turned 26 in January, credits former defensive backs coach Ron Milus for developing him into the player he is today. The BYU product said he "wasn't really a corner yet" until Milus became his coach.

Things will be different for Davis in 2021. Four years ago he was fighting for a roster spot. Now, he's now the longest-tenured member of the Chargers secondary.

Former coaches and teammates have moved on. But as he enters the prime of his career, Davis has an opportunity – with an assist from the new staff – "to take it to the next level with my game."

He'll also have a trio of Pro Bowlers to help him get there.

"We're getting D.J. [S Derwin James Jr.] back" he said. "There will be me, D.J. – obviously, we still have [CB] Chris Harris [Jr.]. We have [DE] Joey [Bosa]. I think our defense is still going to be stacked. We're still a young defense, and I think we can come out and kick some ass."

Chargers DB Michael Davis seeks to maximize potential with new 3-year deal

By Gilbert Manzano
Orange County Register
March 17, 2021

Michael Davis returned to his BYU stomping grounds Monday to clear his mind while NFL teams contacted his agent about possibly having the cornerback play for a team not named the Chargers.

"I was just kinda mad that I actually didn't know what was going to happen," Davis said Tuesday. "I just hate not knowing the unknown."

Davis' uneasy feeling didn't last long because his hometown team also called – the one that helped groom the Glendale native from an undrafted free agent to a prized free-agent cornerback.

Davis passed on bigger offers from multiple teams and remained with the Chargers to stay close to his family. Davis agreed to terms on a three-year deal that is reportedly worth \$25.2 million with \$15 million guaranteed.

"I came up here to Utah just to try to get away from everything," Davis said. "I had a few teams interested, but to be honest, I wanted to stay home. I'm a Cali boy and I'm close to my family and I'm just happy the Chargers called."

Davis, 26, had a long path before securing a second long-term NFL contract. He was raised by a single mother, Ana Martinez, a native of Mexico, and attended Glendale High before playing at BYU. Davis joined the Chargers as an undrafted rookie in 2017 and made the 53-man roster as a special teams contributor.

"She cried," Davis said about telling his mom the good news Monday. "She's very happy because she knows that we've been through a lot. I'm just happy to see her happy. She's happy I'm able to stay home."

Davis received his starting opportunity midway through the 2018 season, but he says it wasn't until after Week 5 against the New Orleans Saints last season when it finally clicked for him. He was no longer the inconsistent cornerback with size and speed.

"Up until the Saints game, I was struggling a little bit with consistency," Davis said. "Then, after the Saints game, I think that's when everything clicked. That's when everything came together and I started performing at my highest, at my best. Since then, I was like, 'You know what? I actually have a chance to get an extra contract and hopefully stay with the Chargers.'"

Davis is eager to return to Southern California to sign his new contract and celebrate with his mother and son, Atticus.

But Davis will be greeted by a new head coach in Brandon Staley and will play with new teammates in the Chargers' secondary.

Cornerback Casey Hayward was released last week and safety Rayshawn Jenkins is expected to sign with the Jacksonville Jaguars.

Davis isn't sure what his role will look like in 2021, but he's expecting his play to reach the next level under Staley.

"Staley just told me that they're going to try to maximize my talents," Davis said. "They're going to work with me and try to maximize my potential."

AUSTIN EKELER

Austin Ekeler continues to 'pound' his way toward NFL elite status

By Jeff Tomko
Muscle & Fitness Magazine
June 15, 2021

Based on social media postings, running back Austin Ekeler looks awfully ready for the 2021 NFL season.

His Los Angeles Chargers teammates nicknamed him "Pound for Pound" — as in pound for pound the strongest player on the team's roster. The principle behind the 5'8", 200-pound pass-catching powerhouse's weight room wonders is his allegiance to what he labels a "guerilla style" training regimen.

Other athletes have gone all in with teams of experts customizing innovative percentage-based formulaic workout programs, as well as incorporating high-tech fitness trackers to document each night's sleep patterns and other health variables. Ekeler, meanwhile, sticks with his unorthodoxly old-school approach to working out: He lifts based on how he feels that day. "That tech stuff isn't for me," he says. "To me, it's all over the place. I have an idea of what I'm trying to get done in the gym and how my body is going to react."

That mind-body connection — as well as a ton of football talent — helped elevate Ekeler from an undrafted free agent in 2017 to becoming the Chargers No. 1 back in 2020 after signing a multi-year, \$24.5 million contract following a breakthrough previous season.

Expectations for 2020 were set higher than his NFL Combine vertical leap (40.5 inches), until a freakish hamstring injury kept him out nearly half of last season, in which the Chargers finished 7-9.

"The hamstring injury was the longest I've ever had to sit out," Ekeler says. "In my head, I was sad — and in a lot of pain. But at the same time, I had a pretty good run at making it through every season."

Six months since the season ended, Ekeler says he's now back to 100 percent — he shared the proof on social media. It's also given him time to work on building his brand for broader audience. Having recently moved to Las Vegas, his foundation — Austin Ekeler Foundation — recently helped build a gym for a local high school. He's developed other diverse ventures as well, including part ownership of the "Flying Aces," a team in the FCF, a fan-controlled football league in which online participants get to call the plays, as well as an owner (and designer) of an online bottle lamp company.

And while technology has no place in his workouts, Ekeler has nearly 30,000 Twitch followers, where he's a constant participant. "I wouldn't say anything's changed," he says. "I've just had more access to resources. All the stuff that I'm involved with is my way of helping the people around me and my community."

But football — and football training — remain his top commitments. Even with a busy extracurricular schedule, it's impossible for Ekeler to ever skip a workout. That's good news for optimistic Chargers fans heading into training camp with re-energized expectations as Ekeler's return and 2020 Rookie of the Year Justin Herbert entering his second season make for a potentially explosive offense under new head coach Brandon Staley.

"Training is how I got to this point," Ekeler says. "I've done this my entire life. It's how I operate. I need to work out pretty much every day."

ROAD TO RECOVERY

As a 2017 undrafted free agent out of Western Colorado, Ekeler surprised everyone in 2019 by catching 92 passes for just under 1,000 yards and rushing for nearly 600 yards and 11 total touchdowns while sharing running back duties with Melvin Gordon.

His breakout season not only earned him a four-year deal worth \$24.5 million, but the franchise also shipped Gordon to Denver in 2020, establishing Ekeler as the team's full-time running back.

The bar was immediately set high, but by Week 4, the worst-possible scenario took place against the Tampa Bay Buccaneers. Ekeler tore his left hamstring trying to jump back in an effort to evade a low tackle. "I immediately knew my hamstring wasn't OK," he says. "I almost passed out from the pain. It's one of the most painful injuries I've ever had."

He was placed on Injured Reserve, with a minimum eight-week recovery time expected. It kept him off the field, but no amount of pain could keep Ekeler out of the weight room. "I could still do upper body," he says.

But the main focus from Day 1 was getting back on the field — first step was alleviating the intense pain. Early on, Ekeler says he would go through 30 to 45 minutes of E-stim machine work on his left leg to get blood flowing. Each week, his progression slowly increased — he slowly began walking, then was able to stretch to help gradually increase his range of motion. "The goal was never to stretch past the healing point of the pain level," he says.

By Week 6, Ekeler, a self-described "quick healer," began performing single-leg Bosu ball squats, indicating to him at least that an early return was possible — until he tried running. "There was no chance that I could run," he admits. "I was going to need every bit of those eight weeks. Lucky there was bye week, in there." Ekeler finally returned in Week 12, pain-free, but when it came to football speed, he says he was nowhere near 100%. Despite missing nearly seven full games, he finished the season with 530 yards rushing and 54 receptions.

"I was feeling no pain, but I was definitely feeling slower, with no explosiveness after not running for eight weeks," Ekeler says. "But it's the NFL, you have to perform. So I was back on the field for that."

EKELER KNOWS SQUAT

Today, with training camp scheduled to begin on Aug. 1, Ekeler says he's at full speed — was evidenced by his first big test in the weight room — squats. His first time inside the weight rack, Ekeler stacked four plates on each side for what he called a solid triple.

"I was able to run at full speed, but I hadn't squatted in a while," Ekeler says. "I put some weight on the bar and it didn't bother my hamstring at all. So, I was like, let's try 405 for a few reps. I got three. That was pretty solid. Now I'm up to 13 reps."

In Ekeler's workout regimen, squats — heavy squats — are the foundation for the power and speed needed for football training. Although the weights keep increasing, Ekeler stays on the safe side by rarely if ever maxing out. He instead opting for three sets of three, usually at around 455 pounds.

But when he's feeling especially strong, Ekeler may toss a fifth plate and bang out a triple. "I feel like one rep is not really giving me that much," he says. "To me, three reps is better for my body — I don't have to put as much weight on the bar, which saves my knees a little bit."

Also a legday fixture for the running back are lunges. Since none of his workouts are ever repeated, Ekeler will always alternate variations, going from forward walking lunges on the turf to rear-elevated lunges.

Adding a power element to his training, Ekeler will oftentimes pair lunges with either a jumping movement or sprint out of a running back stance. "It goes from a power movement to straight-up explosive," he says. "I love that type of progress because it's exactly what football is like — you need to be strong and also be able to move explosively."

'GUERRILLA' MENTALITY IN A 'DRAGON'S LAIR'

Having recently moved to Las Vegas, Ekeler does his training at the newly opened Dragon's Lair Gym, owned by seven-time Olympia 212 winner Flex Lewis. While he says the atmosphere rocks, the bodybuilding-type workouts that go on aren't always suitable for his football goals.

"Dragon's Lair is sick," he says. "Because it's a bodybuilding gym, it's got a great atmosphere and a whole lot of really fit people. Seeing so many people who are bigger than me is extra motivation. But they work out way too long for me. They'll work out for two hours doing biceps [laughs]."

For football performance Ekeler sticks with an array of full-body workouts. Some exercises, namely squats, remain a staple in his development. But when it comes to creating NFL-level explosiveness, Ekeler says it's all about the power clean.

"Both hang cleans and power cleans are so much more beneficial for football players because it works like, 90% of my muscle mass — legs, back shoulders, biceps, grip," he says. "It's just a very explosive movement."

In his words, the more you can clean — taking the bar from the ground, slinging than catching it — the faster and more explosive you'll become, especially when you're blowing by — or through — 250-pound linebackers.

His advice for athletes: Get your form right. "I see people do clean that the gym and the form is usually terrible," he says. "Get your mechanics right."

Ekeler says building better form starts with adding accessory moves, like low pulls, high pulls, even front squats to elevate your cleans. Use low weight at first, he says. "If you work on those things, um, there's the progressions individually of the cleans while you're doing cleans too," he says. "It's going to help you build the actual fundamentals of the clean and help you clean more."

As a pro, Ekeler says he doesn't need as much weight to get the most out of power cleans. Instead, four to six reps at 225 pounds is sufficient for running back explosion and all-pro conditioning. "When I'm done, I'm exhausted," he says. "I might have to take a break between the reps — 15-20 seconds just to regroup. But it's a big powerful explosive movement. If you can do that, you're a pretty explosive human being."

Chargers' Austin Ekeler Launches Gridiron Gaming Group

By Trent Murray
The Esports Observer
January 27, 2021

Los Angeles Chargers running back Austin Ekeler has formally launched Gridiron Gaming Group, a streaming collective for sports personalities. The group will launch with six signed players — fellow Chargers players Mike Williams and Justin Jones, Philadelphia Eagles cornerback Avonte Maddox, Las Vegas Raiders long snapper Trent Sieg, New York Jets defensive end Bryce Huff and Los Angeles Dodgers pitcher Tommy Kahnle.

Along with Ekeler, each player will operate their own livestreaming channel on Twitch, leveraging Gridiron Gaming Group to promote their streams, collaborate with other athletes in the group and grow their individual communities.

To celebrate the launch, the seven members will participate in a special streaming event on the morning of Super Bowl Sunday, Feb. 7. The members will host a three-hour broadcast across their channels, engaging with one another and their communities through giveaways, Q&A, and other activities.

Over the last year, Ekeler has grown his personal Twitch channel to 22K followers streaming games such as Fortnite and Call of Duty. He has also broadcast a number of hours in the Sports category which Twitch launched last summer.

Gridiron Gaming Group was founded by Ekeler and Dynamic Sports Group President and CEO Cameron Weiss.

In the last year, collaboration between streamers has been proven to serve as the fastest way to grow a Twitch channel. By participating in a collective together, each of the signed athletes will be able to accelerate the growth of their individual channels by playing games together and interacting with one another.

KYLER FACKRELL

A Conversation With: Kyler Fackrell

By Hayley Elwood
Chargers.com
July 20, 2021

This summer, we thought we'd check in with a few Chargers players before the 2021 season kicks into gear.

Our third conversation features Kyler Fackrell.

Fackrell is one of the newest members of the Chargers after joining the team this spring in free agency.

Here's more from Fackrell on why he joined the Bolts, thoughts on the defense, his reunions with a few former teammates, and more.

Welcome to the Chargers! I know it's been a couple months since you signed and you've now gone through the offseason program, but take us back, why did you choose to sign with this team?

Kyler Fackrell: It had a lot to do with coach Staley. I know Corey (Linsley) and I'm very excited to be back on a team with Corey and Bryan Bulaga. I was there (in Green Bay) with Jared Cook, too. Those are all great guys. But really, it was the conversation that I had with coach Staley and learning his passion for football and for defense and it was kind of the energy that he brings.

So shortly after you signed, Staley mentioned how much respect he had for your game coming from the time he spent in the NFC North coaching for the Bears while you were with the Packers. What are your impressions of him?

Fackrell: He seems really like a players' coach. Exactly what the players would want. I think he's very receptive to what the players want and is fluid in that way trying to make things right for us. We've kind of gone through the installs through this offseason and I think it's pretty clear that he's kind of a brilliant mind defensively. So, I think it's a great combination.

What's it been like getting acclimated to the Chargers organization and the teammates and coaches?

Fackrell: It's been great. They have a great group of guys. I think it's a pretty young team, there's kind of a select few vets, but overall, it's a pretty young team and a team I think that's really kind of hungry. They put together a group of guys who want to work and want to be great.

How does this defense really benefit your skillset?

Fackrell: I think getting the way coach Staley coaches this defense and the way they set up things is for us as EDGE players and for everyone to play fast and to get into one-on-one situations and favorable matchups, that's kind of what it's all about. It's gonna be great for me, for us as EDGE players, and for us on defense.

Staley mentioned your versatility, general manager Tom Telesco mentioned it, you just mentioned it as well. How has that benefited you throughout your career so far?

Fackrell: I think that's what kind of makes a 3-4 defense hard on offenses, when they don't know if the EDGE players are rushing or dropping. Obviously, most EDGE players want to rush and want to get sacks – and that's important – but being able to do both and to be able to drop into coverage and be reliable is a big strength.

Uchenna Nwosu said if anything goes wrong on the field, they can count on you. They're looking to you. You're new to this team but you're a veteran in this league. How does that veteran leadership benefit you and your role now?

Fackrell: I think other than Joey (Bosa) and me, who are the same year, the other guys in the group are young. I think experience really is a huge strength just having seen a lot of football and seeing what offenses try to do. I hope that I'll be able to pass some of that knowledge and little tips to those younger guys to help them get to that stage faster.

You mentioned some of those familiar faces (and former teammates) earlier. I was talking to Bryan Bulaga and asked if he'd ever anticipate having all these Packer reunions out west? For you, how helpful is it to have those guys out here in a new environment?

Fackrell: It's been great. I think especially being out here and out west, this is closer to where I grew up. I grew up in Arizona so it's a little more familiar to me. But again, kind of integrating in a new team and going to a team where you don't know anybody, it's good to know guys and have that "in" already.

What can you say about Bulaga and Linsley and if you got to know Jared Cook at all, and what they'll bring to this team?

Fackrell: They're gonna bring a ton of experience and a ton of knowledge. I think that was a big reason why Corey was brought in, too, to kind of work with Justin Herbert. They're great guys, they're great players. In the locker room, they're gonna be a great influence on what is a pretty young team.

And then lastly, what makes you most excited about being a Charger?

Fackrell: I mean everything. It's really a perfect situation for me, for my family. Being able to live here close to home, close to family, close to friends and all that. The organization has been amazing. I loved meeting with Tom Telesco and ownership. It's been great and I can tell already that it's a great group of guys, guys who want to work and break into that next level and make the playoffs and hopefully make a Super Bowl run.

MATT FEILER

Matt Feiler's Journey Defined By 'Grit, Ambition, Hustle'

By Hayley Elwood
Chargers.com
April 13, 2021

Shortly after Matt Feiler signed a contract with the Chargers, his college, Bloomsburg University of Pennsylvania, tweeted a summary of his journey to and through the NFL thus far – from Division II school to his new contract with the Bolts.

The words that accompanied the tweet, "grit, ambition, hustle," have defined that path.

"I definitely didn't see myself getting here," Feiler said. "It was always my dream to be a professional football player, but it never really crossed my mind. Especially, coming out of a D-II school, that I'd make it as far as I did. Looking back, I'm just grateful things played out the way they did."

Feiler's professional journey started in 2014 when he attended rookie minicamp with the Houston Texans as an undrafted free agent. He went on to spend that season on the team's practice squad. Fast forward to the following year, and the Pittsburgh Steelers claimed him off waivers from Houston and then signed him to their practice squad. He spent the next five seasons in Pittsburgh, eventually earning an active roster spot and then assumed a starting role midway through the 2018 season at right tackle. In 2020, he became the team's starter at left guard.

Feiler credits training in the weight room and developing more of an understanding of schemes as keys to his progression in this league.

"He's productive, reliable, and position flexible," mentioned Chargers assistant offensive line coach Shaun Sarrett.

Sarrett was with Feiler in Pittsburgh and the two have reunited out here with Sarrett joining head coach Brandon Staley's staff.

"It's another person here to make things more comfortable for me," Feiler mentioned. "Just having a familiar face here and someone who (you) can help lean on to help you find stuff or ask questions makes you feel more comfortable."

The versatility that Sarrett discussed played a big part in Feiler coming out west. "Matt Feiler's a guy that I really value," mentioned Brandon Staley. "(He has) right tackle flexibility, played on the right side then goes into left guard. That's a huge stance transition for a player, but he did it seamlessly ... We felt like this guy knows what it takes ... I feel like we got him at the right point of his career where he still has a lot to prove."

But along with his skills, Feiler's journey has certainly molded him into the player and person he is today, and it's something he's bringing with him to this Chargers locker room.

"He truly is a 'team' before 'me' guy," Sarrett continued. "He is the type of player that doesn't blink in the face of adversity."

Communication is Key for Matt Feiler & Corey Linsley

By Hayley Elwood
Chargers.com
March 19, 2021

"We've got to get better up front, some of it is talent. There are different ways to approach that."

That was general manager Tom Telesco discussing the state of the Chargers offensive line shortly after the 2020 season ended.

Fast forward two months, and the Chargers approached some help via free agency with the additions of Corey Linsley and Matt Feiler.

The All-Pro center, Linsley, joins the Bolts after spending the last seven seasons in Green Bay. Feiler spent time at tackle and guard during his tenure in Pittsburgh with the Steelers but will play guard for the Chargers.

Linsley adds to the veteran presence on the offensive line and detailed what qualities he's bringing out to L.A.

"I try to communicate as quickly as I can," Linsley said. "I feel like that's the most important thing for a center, (is) to be able to identify the front and get everybody on the same page as quickly as you possibly can. That's something that I've taken pride in."

"It takes everybody, but when we get up to the line of scrimmage, my most important job is to get everybody on the same page. If guys have questions, communicate with everybody on the offensive line — and the quarterback, as well — effectively. Communication is key. I can reach guys in pass block, but it doesn't mean anything if everybody isn't on the same page and we're all going in different directions. That's the biggest thing on my plate that I have to take care of."

Feiler brings versatility not only with positions but with sides of the line as well, as he mentioned he's played both on the left and right. He also worked his way from undrafted free agent to starter in the NFL and credits Hall of Fame guard Mike Munchak, who was Feiler's offensive line coach for a few seasons in Pittsburgh, for his success.

But as he now joins this Chargers line, he, like Linsley, referenced the importance of communication as they adjust to working together.

"As long as we keep the communication open between everybody — to me, that's the way that we all get on the same page and have the same goal," Feiler said. "Once we all get the same goal and the same mindset, everything will start clicking."

ALOHI GILMAN

Kahuku grad Alohi Gilman set to give away 200 LA Chargers cleat to his community

By Cody Krupp
KITV Island News (Hawaii)
January 26, 2021

Every time LA Chargers rookie Alohi Gilman walked into their team facilities there would be a big crate of cleats sitting there. His first thought was his hometown, the tight knit community of Laie.

As the saying goes "one man's junk is another man's treasure." Tomorrow the Kahuku grad will give them away, maybe making a dream come true to those that were not long ago in his same shoes.

"Being raised in a small town, we don't have nothing. We use cleats till they break, till they have holes in them so I just asked them if I could get all these cleats at the end of the year and that's how the idea started," Gilman said.

Gilman was taken in the 6th round of this past April's NFL Draft, just seven picks after practically his next door neighbor Bradlee Anae was drafted by the Dallas Cowboys.

The community then organized an epic drive by parade and made their way from Laie to Kahuku and Haaula. Now Gilman has put together his own drive by event, but instead of a parade it is a drive way cleat give away. Starting tomorrow at 4pm will give out about 200 Chargers game or practice worn cleats to the community he credits for in getting him to where he is today.

"Anybody is welcome doesn't matter what age you are, it is first come first serve basis. Got some magic cleats in there right now some of my teammates are in there with their names on it still. For me if I were a kid and were able to get a pair of Keenan Allen cleats or one of my idols or any NFL player with not having much just having that alone even if it was a size to big I probably would have loved it cause it's something I would be able to be motivated with," Gilman said.

The former Notre Dame now Chargers safety played mostly on special teams as a rookie this season but did make his first career start in week 17 against the Super Bowl bound Kansas City Chiefs. A career high three tackles and hit the quarterback for the first time but had to leave late in the game to be evaluated for a concussion.

JUSTIN HERBERT

The magic and mystery of Los Angeles Chargers quarterback Justin Herbert

By Mina Kimes
ESPN.com
September 2, 2021

EUGENE, ORE. — Let's talk about the haircut.

Justin Herbert looks away, visibly distraught. Not because he's embarrassed by the haircut in question -- in December, he showed up at a Chargers news conference looking less like a golden-haired surfer god and more like a military school cadet, a visually awkward transformation that launched a thousand memes -- but because talking about the haircut means he has to talk about his least favorite subject, the one that he's been trying to avoid ever since we sat down for breakfast: himself.

Herbert stabs his pancakes with a fork. "So John Lott, our strength and conditioning coach ... he said, 'I cut my son's hair all the time.' I was like 'Sweet, you cut mine.'" He shoves a bite into his mouth. "He cut it in the weight room, and ... that's kind of it."

But why would you let your strength and conditioning coach ...

He shrugs. "I just didn't really want to pay for a haircut, to be honest."

Offensive Rookie of the Year, \$27 million contract, face of a newly relevant franchise. And yet.

Herbert's hair has grown back, but he still looks younger than his 23 years, hunching over his plate like the biggest kid at school. He's dressed in a T-shirt and shorts that were probably sent to him by Nike; he drives an Audi sedan that was definitely a gift from an auto dealership here in Eugene (he drove it more than 13 hours from Los Angeles). Later, when I point out a Whole Foods from the car, he says he doesn't shop at the grocery store because it's too expensive. "It's just calories," he explains.

Herbert barely looks at social media. He doesn't tweet, and only joined Instagram at the end of college, when his marketing representatives made him sign up. "I don't really run it," he tells me, a little sheepishly. When I mention his public persona is somewhat inscrutable, he seems pleased. "I think the less people know about me, the better," he says. "I don't want to read an article about myself."

Herbert glances at the tape recorder. We both laugh.

When the quarterback's representative told me we were meeting here, in a crowded breakfast spot on the fringe of Oregon's campus, I was curious to see how he'd handle interactions with fans. But in the hour or so since we've arrived, no one has approached him, save the waitress who keeps wordlessly refilling his coffee (Herbert, polite to a fault, stops midsentence to thank her every time). I ask him if he's surprised he hasn't been bothered, and he shakes his head. "I don't think people care a whole lot," he says.

That is, of course, preposterous. We're in Eugene freaking Oregon; Herbert's origin story is as woven into this college town's fabric (hemp, no doubt) as beer and bicycles and Phil Knight. And unlike Knight, he actually grew up here, in the shadow of Autzen Stadium, attending football games with his grandfather as a boy. Eventually, he'd star there as the school's quarterback, solidifying his local legend by returning for a senior season with the Ducks instead of entering the draft. His picture hangs on the wall of the restaurant where we're sitting, along with Oregon sports heroes like Sabrina Ionescu, Payton Pritchard and Marcus Mariota, all clad in green and yellow.

Herbert is friendly with Mariota; the former No. 2 overall pick, now a backup in Las Vegas, owns a house in Eugene not far from where Herbert's parents live. The two quarterbacks share a marketing agency, as well as a network of Oregon alumni and friends. And while their careers seem to be headed in different directions at the moment, their NFL journeys started in the same place, with the football world questioning their ability to lead.

If the draft is a marketplace of competing ideas, the league's disdain for quieter personalities under center is one of its staler tropes -- an investing principle that persists despite numerous counterexamples, as though introversion is tantamount to sloppy footwork or a wonky release. Herbert, with his generational gifts, could be the star whose success both catalyzes a scarred fan base and shatters the myth of the outspoken Alpha. But he's reluctant to clap back, demurring when nudged for comment on how he has been perceived. So I try a different tack, pointing out that Eli Manning, two-time Super Bowl MVP, was criticized early in his career for his reserved demeanor.

Herbert furrows his brow. "I wish I knew people on the Giants roster that could explain what Eli Manning was all about -- how he acted in the huddle," he says. "I bet when he stepped onto the field, he had control of the offense. Because he had to. And maybe he is soft-spoken off the football field, and maybe he doesn't love all the attention, but I don't think loving the attention and needing it is a requirement to be a good football player."

So, yeah: Justin Herbert doesn't want to talk about Justin Herbert. But that doesn't mean he has nothing to say.

When the Chargers' offense jogged onto the field in Week 2 last season, CBS play-by-play announcer Jim Nantz was stupefied. "Well how about this," he said to his booth partner, Tony Romo. "Justin Herbert's the quarterback on the first snap!" Nantz wasn't the only one surprised to see Herbert instead of Tyrod Taylor, the team's veteran starter. When tight end Hunter Henry saw the rookie in the huddle, he asked him what he was doing on the field. "I was like, just let me call the play," says Herbert, laughing.

The quarterback, like the rest of the world, didn't know at the time that Taylor had suffered a chest injury during warm-ups when the team doctor accidentally punctured his lung ("I felt horrible for him," Herbert says. "I wouldn't wish that on anyone.") Coach Anthony Lynn told the rookie less than 30 seconds before kickoff that he was starting in Taylor's place; as the news trickled through the sideline, star edge rusher Joey Bosa walked over and slapped him on the back.

The first drive was a blur. Because the pandemic had abbreviated the NFL's offseason program and eliminated the preseason altogether, Herbert, who operated exclusively out of the gun at Oregon, was unusually green. He spent part of the summer in Eugene calling plays in an imaginary huddle, his brothers Patrick and Mitchell radioing in messages using a walkie-talkie. Now he was lining up in SoFi Stadium, with the Chiefs' defense bearing down on him like homesteaders descending on untouched land. His teammates were awestruck. Easton Stick, the Chargers' third-string quarterback, recalls watching Herbert flip his protection early in the series and go through his progressions before checking down to running back Joshua Kelley for a 35-yard gain. "He had probably never done that a single time in training camp," Stick says.

Herbert blew everyone away in his debut, but L.A. lost in overtime to the reigning Super Bowl champs. Then, the next week, the Chargers lost again, and again ... going 2-8 over the next 10 games. Some of the losses were chaotic, and others a little freaky -- standard stuff in recent years for the Chargers, a team seemingly subject to the whims of a vindictive special-teams god. Still, optimism abounded. The results mattered less to fans than the performance of their young quarterback, and the early returns were strong. Despite playing behind a leaky offensive line, Herbert dazzled with his arm and his legs, Fred Astaire-ing his way through crowded pockets and launching bombs downfield. He broke Baker Mayfield's rookie passing record with 31 touchdowns, and the team ended the season with a four-game win streak.

While Herbert was taken sixth overall, behind Joe Burrow and Tua Tagovailoa, he did encounter a fair amount of skepticism during the pre-draft process. Many analysts admired his physical tools but questioned his decision-making; in his final season at Oregon, where he lacked elite weapons, the quarterback occasionally locked onto his first read before taking off with the ball. Over breakfast, I confess to Herbert that I underestimated him coming out of college, in part because I didn't properly account for the context around him compared to what Burrow and Tagovailoa were working with at LSU and Alabama. "I appreciate you saying that," he says, with a gentle smile. "It can't be easy."

Herbert says he generally tries to avoid consuming analysis or coverage of his career. Last year, the Chargers, along with the Rams, were featured on HBO's "Hard Knocks." Even though the rookie quarterback was featured in a few scenes, he says he skipped the series (Stick tells me Herbert tried to hide from the cameras). His teammates describe him as a homebody, more keen on watching movies -- he loves Christopher Nolan films, especially "Inception" and "Interstellar" -- and playing board games than going out. During camp last year, when the rookies were quarantined together in a hotel, he insisted on buying a copy of Settlers of Catan, the Risk-like strategy game where players gather resources to accrue territory, for the group. Gabe Nabers, the team's fullback, says they played nearly every night. "He loves that game," says Nabers. "He'll do anything to win."

"The first time he lost, he looked at whoever won -- maybe Gabe or me or some other guy -- and said: 'That won't ever happen again,'" recalls Nate Gilliam, a guard on the practice squad. He giggles. "I was like, 'Uh, OK ... I just met you.'"

Before the season started, the three rookies moved into a house near the Chargers facility in Costa Mesa. Herbert's teammates say they quickly learned that their new roommate was a something of a neat freak, with meticulous handwriting, a color-coordinated closet and a thinly veiled distaste for any sort of mess. Nabers says he has seen Herbert's temper flare up only once, when Nabers tried to abandon his grocery store cart in the parking lot. "The first time we went shopping, I was like, 'Eh, I'll leave it right here,'" he says, pantomiming a gentle push. "And he said: 'No. Take it all the way back.'"

Herbert, who lives alone now (he recently adopted a cat, which he named Nova, after a weapon in the video game Call of Duty), doesn't dispute this characterization. "I like things neat," he says. "Things have a place, and they should be put back where they come from." His preference for order extends to the football field, where he loves feeling confident in his ability to sort through the mess on defense and Marie Kondo his way to a first down -- pre-snap recognition, in quarterback terms. One of his favorite moments as a rookie took place on a seemingly unremarkable play, when he recognized a defensive look from the Raiders, killed the call, then reloaded it after Las Vegas adjusted to his adjustment.

"It was like a game of chess," he says. "If you could do that on every play, every drive ..." he sighs a little. "I think that's where success comes from."

Perhaps. But it also came when Herbert was immersed in chaos -- dodging free rushers and hurling passes across his body, breaking the rules that apply to less gifted athletes. His private quarterback coach, John Beck, says Herbert's natural arm talent is what enables him to thrive outside of structure. "I feel fortunate to have been around some really good throwers," says Beck, who has worked with Matt Ryan and Drew Brees. "There aren't that many people on the planet like that."

If Herbert wasn't a professional football player, he'd probably be a doctor or a science teacher. His dad, Mark, taught high school biology; so did his grandfather, who lived near the family in Eugene. Growing up, he and his brothers used to spend hours at the pond by their grandparents' house, chasing snakes and trying to trap nutria, a rat-like species of rodent endemic to the Pacific Northwest. Holly, his mother, says Herbert used to bring home various animals as pets, including one fish that jumped out of its aquarium while the family was out and died. "He was devastated," she says.

After Justin and I finish breakfast, he takes me to his parents' house, a rambler where he and his brothers grew up. One of them, Mitchell, is visiting from New York (he's a student at Columbia medical school), so the two of us sit outside, on a dusty patio set in the backyard. Mitchell points to the stretch of lawn where he used to catch passes from his younger brother when they were kids. "He was just always so athletically gifted," says Mitchell. "Justin would never say this, but people knew he was different. That's just kind of how he's always been."

Earlier in the day, I had asked Herbert how he ended up playing quarterback growing up. In his usual self-deprecating manner, he told me it was probably because his dad was the team's coach; everyone else says he was an obvious athletic prodigy, the sort of kid who could sling perfect spirals when he was barely out of diapers. At 4, he was out-throwing older boys at track and field events. At 5, he was pulling off unassisted triple plays. His high school football coach, Lane Johnson, says he first witnessed Herbert's "Rookie of the Year"-like throwing power at a little league game, when a young Justin whipped off his catcher's mask to field a bunt, barehanded the ball and threw a kid out. At the time, he was in the second grade.

Holly says she has only one memory of ever getting a call about Herbert's behavior, when a teacher phoned her to ask if she could get him to go easier on the other kids at recess. Watching him play youth soccer was a little embarrassing, she says, because her son scored all of the goals. As a boy, she says, Herbert was equally reluctant to tout his own accomplishments. "When the spotlight was on him, it was uncomfortable -- he was not attention-seeking." Holly describes Justin as a classic middle child. "Sort of the odd man out," she explains.

Herbert's aversion to self-promotion explains, in part, why he wasn't more heavily recruited in high school. After breaking his femur at the beginning of his junior year, he shot up several inches, approaching his current height of 6-foot-6. One would think a kid the size of a power forward with a Howitzer attached to his right shoulder would've enticed football programs far and wide, but Herbert wasn't heavily recruited, in part because, well, he rarely left Eugene. He visited only one quarterback camp, at his dad's request, and told his parents afterward he didn't plan on attending any more. "I don't think he fully understood how unique of a talent he was," says Beck, who notes that Herbert also didn't compete in The Elite 11, the throwing event widely attended by the nation's top prospects. "He never knew how he stacked up next to everyone else."

In the end, Herbert ended up at his dream school, Oregon, cracking the starting lineup as a true freshman under head coach Mark Helfrich. Though the team was very mediocre, Herbert was clearly very good. But when Helfrich was fired, the new head coach, Willie Taggart, declined to name the young quarterback as the starter from the jump, kindling a faux controversy when he told the media he was looking for a real leader. From that point on, Herbert was relentlessly critiqued for his understated attitude, figuratively poked and prodded all the way until the Chargers picked him in the draft. The quarterback studied biology and scored numerous academic honors, with near-perfect grades. Was he too smart? An unnamed lineman told a reporter that Herbert was extremely shy. Could he steer a team? Someone wrote a cute story about how he started a fishing club in high school. Did he like fish more than people?! (No one actually said the last thing, but you get the idea.)

It had to be exhausting. Herbert never complained in public, but others did -- teammates, coaches, friends. Joey Harrington, the former Oregon QB who was also panned for his cerebral vibe, tells me he gets frustrated watching history repeat itself year after year. "I think people have an idea of what a quarterback or leader should be," he says. "But a lot of times in the NFL, people just want you to shut the f--- up and do your job. I don't care if you're trying to motivate me -- if you don't play well, you're costing me money."

I ask him if he has advised Herbert to ignore the noise, and he chuckles. "He doesn't really care. He doesn't listen to this s---; he just does him."

It's true that Herbert mostly ignored the discourse ahead of the draft. ESPN's Desmond Howard questioned his ability to win over a locker room compared to Burrow; the quote spread like an oil spill, but Herbert says he didn't hear it until the comments resurfaced this spring, after he won Offensive Rookie of the Year. He insists he didn't care -- but concedes he did have to answer pointed queries from NFL teams, some of whom shared similar concerns. "I'd go to a meeting and they'd say, 'Well, we've heard some issues about your leadership ability,'" he says. "I said, 'Listen, I'm myself. Ask my teammates.' I'd give them examples."

One of the stories he brought up, he says, was a moment from his performance against Washington State in 2019, when there was less than a minute left in the game and the team was down by one. "I remember being on the sideline and saying, 'We practiced this every Wednesday, the 2-minute drill. We're absolutely fine. We'll go out there, we know what we're doing.'" Herbert went 4-for-4 on passing attempts on the final drive, and Oregon won 37-35.

"If you can look people in the eye in the huddle and say we're fine when bullets are flying and things seem bad ... that's my idea of leadership," he says. "Being yourself. Not being a rah-rah guy. Being the same person always."

He doesn't deny that he's an introvert but contends that the label is widely misunderstood. Back in college, Oregon's offensive coordinator, Marcus Arroyo, gave Herbert a book called "Quiet: The Power of Introverts in a World That Can't Stop Talking." Herbert remembers a section about a developmental psychologist who studied hundreds of children, exposing them to stimulating noises and visuals as infants. One might expect the babies who eventually became quiet kids to turtle inward in response to hectic environments, he says, but the future introverts were actually the infants who wiggled and danced the most.

The book's author, Susan Cain, wrote: "It's as if they process more deeply -- sometimes consciously, sometimes not -- the information they take in about the world."

The day after I meet Herbert and his family, his current and former teammates descend on Eugene for a charity golf tournament he's hosting at a local country club, to benefit a nonprofit that funds youth sports programs. As the morning fog rolls off of the pines, Chargers wideout Keenan Allen, conspicuously dressed in a bright violet polo with matching sneakers, is sitting next to a buffet, plowing through a plate of biscuits and grits. I pull up a chair and ask him what it was like playing with a rookie quarterback after seven seasons of catching passes from Philip Rivers. "Phil has the knowledge, the experience," he says. "But as far as athletic ability?" He snorts. "It's not even close. The guy is throwing 70-yard bombs as he gets hit."

The wide receiver points to a play against the Raiders in Week 9 called X Tower. Herbert was supposed to throw the ball to Mike Williams on a post route, with Allen clearing space -- "running for the love of the game," he says. But when the safety abandoned his responsibility and left Allen in space, Herbert, who was looking to his left at a double-covered Williams, abruptly flicked the ball nearly 30 yards downfield to Allen, who was caught by surprise when it spiraled into his outstretched hands.

"Experienced quarterbacks wouldn't even look at that route," says Allen. Herbert's extraterrestrial arm talent has made all of the receivers work harder, he continues, because no one can take any plays off. "Now, when you're the third guy on the team, you can't think ... OK the ball is going to Keenan, so you don't have to run your route. You can always get the ball at any point in time."

Herbert is Rivers' polar opposite in more ways than one. Allen can't remember a single instance of the rookie screaming in his presence; Rivers was, of course, well known for his antics on the field. "Phil's gonna yell every play," Allen says, cackling. "His team, the other team, he don't care. Phil yellin'." But the wide receiver is quick to point out that, for all of their ostensible differences, Rivers and Herbert share the same competitive fervor, it just manifests itself in different ways. During the Chargers' losing streak last year, he says, Herbert used to sit by himself at his locker for hours after games in full pads, eyes straight ahead. "I had to tell him, 'Bro: Let it go,'" says Allen. "It ain't got nothing to do with you. Leave it out on the field."

Allen pauses, then adds: "It's good to have a guy like that. You know he wants to win."

While the Chargers advanced to the playoffs seven times during the Rivers era, the team made it past the divisional round only once and never reached the Super Bowl. Even when the roster was stocked with talent, the organization seemed to be mired in perpetual misfortune, or playing out a Sisyphian drama where Rivers was doomed to lead endless comeback attempts, seemingly always culminating in a shanked field goal. Between the bizarre losses, the pervasive injuries and ownership's decision to skip town, Chargers fans could be forgiven for jumping ship. But then, Herbert entered the picture, and the franchise's prospects flipped overnight. While Kansas City still looms as the favorite in the conference, there's a sense among fans -- and analysts -- that Los Angeles could be a dark horse in the playoffs.

In a league where quarterback play matters more than ever, drafting a game-changing passer is a little like finding a working compass; no matter where you are, or where your team is going, you can always find your way north. Today, the Chargers' compass is posted up on the 10th hole, hitting the same shot over and over, exchanging pleasantries with every group that stops by his tee. Allen does a double take when Herbert smacks a perfect drive over the treetops, shaking his head. "Relax, my guy!"

Herbert grins. "Sometimes you get a good one, sometimes you get a bad one."

A few minutes later, Pep Hamilton, the former quarterbacks coach in Los Angeles, pulls up in his golf cart. Herbert hits an identical shot (I watch him take the same swing about a dozen times, and almost all of them follow a similar arc), and Hamilton, now with the Texans, whistles. "Jesus, Herbert," he says. "You been doing that all day?"

The quarterback shrugs. "I've had some good ones, some not-so-good ones," he says, tossing his driver in his bag.

As Herbert's Chargers teammates pass through, I pull them to the side, looking for insights. "He's like a sponge in the building -- eats everything up, absorbs so much info, wants to know the playbook more than anything. I mean, he's a biology major," says Scott Quessenberry, a backup guard. Herbert sidles up to us, and Quessenberry gestures in his direction. "He's like: 'Do you know the lifespan of organisms in the ocean?'"

"I've never said that," says Herbert.

Groups of golfers cycle in and out; the sun goes down and the tournament ends, giving way to a party next to the green. Hundreds more people show up for the festivities, lining up for barbecue and drinks and a glimpse of Dan Fouts. I spot Hamilton standing alone with a beer and ask him what it was like teaching Herbert last year. "I think he has a lot more in common with Andrew Luck than any other quarterback I've had a chance to be around in the NFL," says Hamilton, who spent just over two seasons as the offensive coordinator of the Colts. "He's a quiet leader -- he leads by example. He has an innate toughness about him, and he garners field credibility and respect as a result."

Hamilton smiles. "You can be tough without announcing you're tough."

We find a table and watch as a small crowd gathers around a makeshift stage, where a hired performer is playing covers of wedding songs. The singer strums the opening bars of "Sweet Caroline," then stops and calls for Herbert to join him. The quarterback shakes his head, but the guy won't take no for an answer, so Herbert trudges up the steps, where he's flanked by a couple of his offensive linemen. Before long, all of the Chargers still at the event have joined them; one of the linemen is belting out the chorus, the kicker is swaying with his eyes closed, and Allen is dancing with somebody's mom. A minute or so into the song, I spot Herbert fading into the background, then trying to slip into the crowd. So do his teammates, who pull him back on stage.

Justin Herbert, Chargers' new offense could thrive thanks to his study skills

By Gilbert Manzano
Orange County Register
September 11, 2021

Nate Gilliam and Gabe Nabers had an awkward situation when Justin Herbert asked what they planned to do for housing during their rookie season with the Chargers.

Gilliam and Nabers already had plans to live together. They didn't expect the prized first-round rookie quarterback to be interested in being anyone's roommate.

"I think we found a place," Gilliam recalled telling Herbert when he revealed his plans with Nabers.

Herbert's response, according to Gilliam: "Oh, so you don't want to live with me?"

Gilliam and Nabers didn't mind making room for one more because they had become close with Herbert during training camp. They played video games, board games and ate together while staying at the team hotel.

"We didn't know that was an option," Gilliam, an offensive lineman on the Chargers' practice squad, said about living with Herbert. "We just didn't know that was actually going to come together. I think we went to dinner and we talked it over then."

The three rookies moved into a place near the team's facility in Costa Mesa and added to their teammate bonding activities by hosting a feast on the days following wins last season. The roommates cooked a "victory brisket" for the main course.

"He won't take credit for it, but he's like the head of the operation when it comes to cooking the meat," Nabers, a fullback, said of Herbert. "I'm like the sous chef and sides guy. I'm the ultimate sides guy."

The college-like atmosphere helped Herbert stay centered while dealing with the rigorous demands of being a starting quarterback in the NFL. But Gilliam and Nabers quickly learned that any roommate activities needed to be planned for early in the week.

The closer it got to game days, the more time Herbert spent in his downstairs office analyzing film and preparing for that week's opponent.

"We'd get home and he'd be in his own zone," Nabers said. "Me and Nate would have our own things that we do and I'd be in my room watching film. ... But Justin would always be downstairs in his office watching film."

Occasionally, Gilliam knocked on Herbert's door and asked if he could pick his brain on what he's seeing on film.

"With that guy, you have to give him space," Gilliam said. "Let him focus. Let him do his own thing. You can chime in. He's not going to be standoffish. ... But with those kinds of people, I feel like they just see it quicker than others in the sense that they see the big picture."

"For him, he sees the coverages. He sees certain things a different way. ... He just picked it up a little bit quicker than the normal person."

That meticulous preparation is why Herbert had instant success when he was thrust into the starter's role in Week 2 last season without getting any first-team snaps in training camp. His ability to quickly process how defenses are attacking him helped him sustain that success and deliver a record-setting rookie season.

But Herbert, 23, is starting from scratch for his second season with a new coaching staff and another scheme to learn.

He won't catch the Washington Football Team by surprise in the season opener on Sunday at FedExField. All of the Chargers' 2021 opponents have a year's worth of film on the strong-armed quarterback, but Herbert doesn't rely solely on his physical gifts to beat opponents.

He welcomes the challenge of adjusting to the adjustments defenses are sure to make against him this season.

RISK FOR LONG-TERM REWARDS

Herbert broke several NFL rookie records and earned Offensive Rookie of the Year honors under the guidance of former head coach Anthony Lynn and his staff.

The Chargers fired Lynn after Herbert's memorable rookie year because the team had back-to-back losing seasons and the front office didn't view Lynn and his staff as innovative enough to take Herbert to the next level.

By hiring a new coaching staff, the Chargers risked disrupting Herbert's comfort zone. Too many times young quarterbacks regress because they were forced to learn a new offensive system.

But that was likely never a significant concern for Chargers ownership and General Manager Tom Telesco after they witnessed what Herbert was able to do without an offseason program during the pandemic and without any starter's reps before being notified just before kickoff that he would make his debut against the defending Super Bowl champion Kansas City Chiefs in Week 2.

A revolving door at offensive coordinator has derailed the careers of many promising quarterbacks, but learning a new system hasn't been an issue for Herbert. Consuming new knowledge has become one of his strengths.

"That's a skill," Nabers said, "being able to drop some information and just fully let the new information flood your brain. That's a skill. I think that's something (Herbert's) been pretty good at."

Herbert is in the process of learning his fifth offensive system in the past six seasons. He had three head coaches in four seasons at the University of Oregon and is now with his second NFL head coach.

Herbert, a three-time Academic All-American at Oregon, credited his study habits for being able to transition to different offensive systems.

"I think it goes back to school and having good study habits," said Herbert, a biology major who had a 4.01 cumulative grade-point average in college. "Being able to try and pick things up quickly, you have to work hard. You have to put the work in to get it figured out."

Disrupting Herbert's comfort zone after his historic rookie season was likely worth the risk for the Chargers because of his proven study habits and his new teachers.

The well-prepared Herbert is now working with Chargers coach Brandon Staley, a defensive mastermind with a knack for being ahead of trends, and offensive coordinator Joe Lombardi, who has extensive knowledge of the New Orleans Saints' offensive system, one of the most successful schemes in the league over the past 15 years.

Lombardi, Staley, quarterbacks coach Shane Day and offensive line coach Frank Smith spent the offseason program and training camp building off the Saints' scheme as a foundation and tweaking it to fit Herbert's strengths.

Lombardi spent 12 of the past 14 seasons as a Saints assistant coach. He was the quarterbacks coach for 10 of those years and got to coach Drew Brees, Teddy Bridgewater, Taysom Hill, Jameis Winston and Chase Daniel, who is now a backup quarterback with the Chargers.

"It's a very sophisticated offense, but the foundation is the same," Daniel said about comparing the Chargers' and Saints' schemes. "We're going to do stuff that Justin might do better than Drew Brees and vice versa. What Joe does is fit the offense to the quarterback. He got spoiled for so long being with Drew for 12 years. But this No. 10 of ours is special. He can throw just about every ball on the football field."

"I know Justin's excited about (the new offense). It's a lot of studying, a lot of work for a quarterback in this system. You literally have to know every single bit in the run game, the pass game, play-action game, screen game. Justin's been studying his butt off for that. It's going to be fun when the live bullets start flying."

The complex scheme and rotating personnel groupings at a rapid pace might be the toughest system Herbert has ever been asked to grasp, but he's embraced the challenge.

"It's never easy and I wouldn't really want it any other way," Herbert said. "It's obviously a tough scheme that we have to learn, but all of the guys here, they put in a lot of effort. I think it's been going pretty well so far."

'EVERYBODY GETS LOVE'

Chargers wide receiver Keenan Allen was in the process of explaining what makes this offensive system different from others when he realized Nabers was being featured in this offense.

"We got different personnel groupings," Allen explained. "Gabe's getting catches out there. ... Obviously, that's Herb's guy. He's getting catches on hitch routes. That's a fullback, by the way."

Allen doesn't want to lose targets to a fullback, but he understands the more other players contribute, the better it's going to be for him and Herbert in the long run.

“Everybody gets love in the offense and that’s good because, obviously, I get doubled a lot,” said Allen, a four-time Pro Bowl receiver. “Mike (Williams) gets doubled sometimes in the red zone. Jared (Cook) will get doubled in the red zone. (Austin Ekeler) gets doubled sometimes, so if everybody is getting the ball, it’s hard to pick who to double, so it’ll open up some matchups.”

Nabers is Herbert’s guy, as Allen mentioned, but they’re no longer roommates. All three moved into their own homes for their second NFL season. Nabers and Gilliam won’t have to worry about disrupting Herbert’s “locked in” film sessions. Herbert has a new home office, but the results on the field have been the same.

Herbert has gotten his teammates in the right places and has executed the fast-paced offense smoothly in practices, according to his teammates.

“We’re going to utilize his big arm,” Lombardi said about taking downfield shots. “We’re keeping the defense on their heels, especially when a new personnel group comes in while you’re in the huddle. By the time they figure out who’s in the huddle, they’re trying to get their call in. We’ll already be breaking and then the ball snaps. It gives (opposing defenses) less time to think, the faster you can change personnel groups.

“They’re always looking for tendencies. Like when we’re in this personnel grouping, this is the call we like to make. The less time you give them to think about it, the better.”

Nabers expects the Chargers to have a variety of personnel groupings, including multiple tight ends on the field and an empty backfield.

“Any offensive coordinator is going to want to utilize Keenan, but a lot of our schemes last year were to try to get him and some of our main dominant playmakers the ball, which you always want to do, but I think the difference in this offense is this offense is trying to highlight where you’re weak,” Nabers said. “So week-to-week we’re going to try to find where is the weak point in a defense?”

“And we have weapons at every spot. ... There’s definitely different ways to get everybody the ball. It’s not an offense where you’re asleep on some plays. ‘I know I’m not getting the ball.’ If you have that mindset then you’re going to get hit in the back of the head with a ball because you never know when it’s coming.”

ROOM FOR IMPROVEMENT

Herbert had a prolific rookie season, but he had some struggles when facing defenses with complex disguises.

But Herbert should improve in that area after spending an offseason with a defensive coach who thrived with disguises. Staley turned the Rams into the top-ranked defense in the NFL last season when he was their defensive coordinator.

Staley has made sure to throw as much as possible at Herbert and the offense during practice.

“They’ve done such a great job disguising their looks,” Herbert said about Staley’s Chargers defense. “That’s what they do such a great job of. They’re really well-coached and they have some really talented guys on that side of the ball.

It’s a special opportunity for us to go against them because they’re going to make us better and, hopefully, we’ll be able to do the same thing for them. Just to be able to see it, see their fronts, all of the different personnel and what they’re able to do, it’ll make us better.”

Staley attempted to confuse Herbert, but he quickly realized how much he has improved from his rookie season.

“What I’m aware of is that on defense, your margin for error is so much smaller against the caliber of a quarterback like Justin Herbert,” Staley said. “The margins are so small and you have to be so much more precise. That’s really bringing out the best in our defense, especially from a coverage systems standpoint because he can hit any throw that’s tightly contested. If you’re not tightly contested, those are layoffs for him. I think it’s really bringing out the best in our defense.”

The Chargers’ new offensive scheme has evolved since the start of training camp and the test trials in practices have concluded. The updated scheme launches Sunday and mistakes will likely occur against a stacked Washington defense led by Chase Young and Montez Sweat, but adjusting on the fly is what Herbert does best.

“It’s obviously a tough situation when you lose a coaching staff that you’ve become close with,” Herbert said. “It’s never easy. But you have to look at it as a good opportunity to learn more about football. All of these schemes and all of the things that they bring are going to be different. You get to see more football, you get to learn more. I think that aspect of my background has helped me.”

Daniel said Herbert didn’t speak much when Brees met with the Chargers’ quarterbacks on multiple occasions in the summer. Herbert, as he often does, was listening and letting Brees’ knowledge flood into his brain.

“He’s probably one of the smartest young guys I’ve been around in terms of knowledge,” Daniel said.

Herbert’s football IQ and study habits helped launch his NFL career. Now, those tools should help him sustain success with a new offensive scheme in 2021.

Justin Herbert went from ‘Justin Who?’ at Oregon to a Chargers standout in five years

By Jeff Miller
Los Angeles Times
July 27, 2021

He went from No. 2 on his team to No. 1 in his league, collecting numerous franchise and NFL records during a wholly unexpected offensive rookie of the year season.

Stunning as it was, fast-tracking is nothing new to Justin Herbert, who arrived as the sixth-string quarterback at Oregon and bolted into the starting lineup only six games into his freshman year.

To appreciate how meteoric the rise of the Chargers quarterback has been, consider that it was in August of 2016 that then-Ducks wide receiver Darren Carrington called him this:

“Justin, the freshman from Eugene. I forget his last name.”

Just five years ago — Five! — even one of his teammates didn’t know it was Justin “Herbert.” This week — as the Chargers gather in Costa Mesa for the opening of training camp — all of football knows him ... and well.

Last season, Herbert produced more passing touchdowns (31), total touchdowns (36) and 300-yard games (eight) than any NFL rookie in history.

He finished with more yards than Aaron Rodgers, better accuracy than Patrick Mahomes and a higher rating than Philip Rivers.

He was at his best under pressure, on third down and in prime time.

So, entering Year 2, Herbert is expected to be, ah, better?

“There are no guarantees in this league,” said John Beck, Herbert’s personal coach. “There are a lot of guys on the other side of the ball getting paid a lot of money to stop you. And, as a quarterback, you need your teammates too. But, in terms of what Justin can control, he has a great chance to be an amazing quarterback in this league for a long time.”

The Chargers have a new coach in Brandon Staley and a new offense that is more nuanced and places additional responsibility on the quarterback. Herbert has admitted he has a lot to learn, even as a former straight-A student.

Beck, who works with Herbert at 3DQB in Huntington Beach, predicted any stalling in 2021 will be the result of the transition to a new scheme rather than the development of the orchestrator of that scheme.

“Justin’s going to be an improved football player, no doubt,” Beck said. “He’s certainly going to be a better quarterback. If there are circumstances where the road becomes bumpy, I would believe it would be him getting accustomed to the new offense and he and his teammates building chemistry in a new system.”

Herbert, 23, faced few expectations last July. Yes, he was the No. 6 overall pick, but the Chargers already had veteran Tyrod Taylor and the full intention of starting Taylor for the foreseeable future.

Things changed in Week 2 when Taylor was sidelined by a pregame medical accident minutes before kickoff. Herbert started and performed convincingly enough that he missed just four offensive snaps the rest of the season.

Today, everyone is forecasting greater things as he prepares to operate behind a rebuilt offensive line projected to make Herbert's life easier.

He suggested that muting the outside chatter won't be a problem. Herbert insisted he'll listen only to those whose opinions matter — family, teammates, coaches — just as he always has.

This is a player who grew up grounded in leafy, tree-lined Eugene, who has experienced broken bones and busted seasons, who had only one personal coach before joining up with Beck last year.

When he was in school, Herbert worked with one guy for one hour and, \$100 later, told his father Mark that the money could be better spent elsewhere.

"The way you manage expectations is the outside expectations will never, ever, ever, ever approach your own," Staley said. "We just focus on him being as good as he can be, on him being himself, not trying to be somebody [else]."

Herbert, according to those who know him well, never has been anything but himself, even in the aftermath of his glorious 15-game NFL debut.

He returned to Oregon this summer and hosted a charity golf tournament that benefited KidSports, a local nonprofit that provides athletic opportunities for children and is the place where Herbert first experienced organized football.

His tournament sold out so fast that the field had to be expanded. More than \$150,000 was raised by Herbert and his fellow "celebrities," a group that included star wide receiver Keenan Allen along with several other Chargers.

"I was as proud watching him give back through the golf tournament as I was watching him play last season," Mark said. "There are just some bigger things in life. I think he's on the right path to seeing that."

Herbert's father never expected his middle son to be an NFL star. The family lives practically within the shadow of Autzen Stadium, home of the Ducks and Herbert's stated ultimate destination growing up.

The NFL? That's a five-hour drive away in Seattle.

Until traveling to Denver to watch the Chargers in Week 8 last year, Mark hadn't been to an NFL game since the late 1980s. He often has pondered how and why so much good has happened to his son so quickly.

He said he considered the professional fate of other notable Pac-12 quarterbacks — think Josh Rosen and Sam Darnold — and wondered, "Why him? Just dumb luck?"

"This is all new to us," Mark said. "We're just grateful and gracious that the path he's on seems like the right one. We're just parents happy that he's succeeding. Whatever it is, we're grateful for it and I think Justin is too."

It is an adjustment, your unassuming son suddenly sought for television commercials and gaining fame for things such as his latest haircut or ability to barbecue brisket.

A couple of days before the show this month, Herbert turned to Mark and said, "Dad, did I tell you I'm going to the ESPYs?" Mark went online to find out his son had been nominated for an award.

"That's the way he is about a lot of things," Mark said. "It's like, you don't need to tell anyone how good you are. If you're really any good, people are going to know."

For a player who seems to have everything and more, Herbert has experienced empty moments.

He broke his leg in high school and missed most of his junior season. He fractured his collarbone as a sophomore at Oregon. His first Ducks team finished 4-8.

There were times in college when Herbert questioned whether he belonged on a Power Five football field. At the 2020 draft combine, he said he didn't know if he was ready to be a starter in the pros because he'd never played in the NFL.

That admission generated outside doubt, former linebacker and current television analyst Emmanuel Acho saying Herbert "could potentially be one of the biggest mistakes of the draft."

Beck was instrumental in cultivating Herbert's belief in himself, along with his talent. The two bonded quickly, Beck explaining that they are "both thinkers" and learned in humbled environments rather than at elite camps.

"You just simply played ball," said Beck, 39, a former NFL quarterback.

"That's how you came up. We both came from a place where nobody's telling you how great you are. You're just self-motivated."

In June, about 16 months after Herbert admitted he didn't know if he could play in this league, Staley said the most impressive thing about the young quarterback was his presence.

He called Herbert "a commander in the offense" and pointed out how comfortable he looks going into and coming out of the huddle and making calls at the line of scrimmage.

All of this adds to the growing notion that this should be a second NFL season more special than the record-setting first.

"Justin has all the tools that you would want," Beck said.

"He's a smart kid. He's very determined. It means a lot to him to play well. He's fully invested. ... He's exactly what you want when you pick a franchise quarterback."

At football's highest level, Herbert is on his way to establishing his game, just five years after someone in his huddle didn't know his name.

Acts of Kindness: Justin Herbert hosts golf tourney to raise money for Kidsports

By Kendall Bartley
NBC16 KMTR (Eugene, Ore.)
April 9, 2021

EUGENE, Ore. - It's where Eugene native Justin Herbert started his football journey - Kidsports, a local nonprofit providing youth sports programs for kids in our area.

Now the former Sheldon Irish and Oregon Duck quarterback is entering his second year in the NFL with the Los Angeles Chargers.

The hometown hero is now giving back to the nonprofit by hosting The Justin Herbert Golf Invitational.

"Eugene's always been my home and I've loved that community and they've given me so much," said Herbert. "If I have even the slightest chance at giving back and helping them, I'd love to do it."

The Justin Herbert Invitational is on July 8th. It has a huge goal of raising \$100,000 benefitting Kidsports.

Bev Smith, the executive director of Kidsports was ecstatic: "First of all, it's incredibly heartwarming, and secondly, it just falls in line with the type of person Justin Herbert is and the family from which he leaned most of his values and principles."

Justin partnered with Kendall Auto Group, which is the presenting sponsor.

"When we partnered with Justin and talked about putting on an event that would help support the community, it didn't take any conversation at all for us to decide if Kidsports would be the right fit," said Amy Newport, the community relations specialist with Kendall Auto Group.

Kidsports was the program Justin grew up with.

"As Justin talked about an interview this year when he was going through some losing with the Chargers," said Smith, "he mentioned that he had learned the importance of winning and losing and how to manage that through Kidsports. So, really what we would like our kids to learn is that sometimes you win, sometimes you learn, and the rest of the time you should be having fun - and I think that's why Kidsports has managed to maintain its presence in the community for so long."

Kidsports is a fun program that builds friendships and stability.

As Justin explains, "I think it's huge because I take a look at my life and without football, baseball and basketball, I don't know what I'd do. I'd be in school and definitely learning, but football has been such a big part of my life and there are people all across the city that, given that same opportunity, they can shine. If we're able to provide that for them, I think it's a great opportunity."

Now, Justin is hoping this golf tournament will provide just that.

"All of the money, all of the proceeds will go to making sure that every kid will have a chance to play."

Smith explained what the money would mean to Kidsports.

"It would benefit us in all kinds of ways," she said. "Certainly we want and would love to fund free; we would love activities for children to be free, particularly for low income families, particularly families who have been affected by COVID-19 and the fires in our community. We try to find ways to get kids out here to play."

The goal of \$100,000 can go a long way, and Newport believes they are well on their way with fundraising already.

"I believe I'm being conservative in saying that we are going to blow that out of the water."

The Real-Life Diet of Chargers Quarterback Justin Herbert, Who Lives on Subway Sandwiches

By Emily Abbate
GQ Magazine
November 19, 2020

The 2-7 Los Angeles Chargers are not having an amazing season. That having been said, their rookie quarterback Justin Herbert is doing an impressive job under center. He's being touted as the front-runner for offensive rookie of the year, and if you've got him on your fantasy team, you're probably doing a little dance every Sunday. The issue seems to be on the other side of the ball—the Chargers are excelling at blowing leads. Still, the former Oregon Duck says he's just grateful to be doing what he loves every single day.

"I'm honored to be playing for a great organization," he says. "Every week is another opportunity to play the game and I'm ready to get after it." GQ caught up with him recently to chat about his diet, which involves lots of team-catered meals and a steady rotation of fast-food sub sandwiches.

GQ: When are you up in the morning?

Justin Herbert: The day starts out pretty early. I wake up at about 5 a.m., immediately brush my teeth and head out the door. I live about 15 to 20 minutes away from the facility, and I really look forward to the drive because it gives me a chance to just listen to music and unwind.

I can't eat very much in the morning. I kind of have a weak stomach, so maybe I'll reach for a Gatorade protein bar or two. I usually stick with the chocolate peanut butter flavor. We lift at 6 a.m. for about an hour, and then we'll have a couple of meetings. I usually have just the right amount of energy to get through all of this, and then at 9:00 or 10:00, I'll have two slices of bacon, three eggs over easy, and two slices of wheat toast.

Are you big on hydrating?

Definitely. I drink a lot of water throughout the day. Normally it's about five or six bottles. I try to drink at least one right when I wake up. I think hydration is really important, and we've done a good job of integrating that.

When you say "we've done a good job," who is the "we" that you mention?

Well, we have a team nutritionist, but I really just mean the team. We make it a point to drink plenty of water.

Have you ever worked one-on-one with anyone to chat about your nutrition?

When I was training prior to the draft, I used a couple of food services that catered meals and had prepackaged meals ready to go for the day. When I did that, I was focused on low-dairy, low carb diets. It was a lot of protein. Now, since we're in season, I try to maintain my weight, and in that process I need to kick up the carbs a little bit.

What's for lunch?

We'll have whatever the team normally caters. So maybe it's a sandwich or it's rice and chicken—something along those lines. In the afternoon, I'll usually stop by the smoothie station that we have at the facility. In my smoothie, I put in strawberries, banana, mango, pineapple, Greek yogurt, and vanilla whey isolate protein powder.

So you're a fruit smoothie but a peanut butter chocolate protein bar guy?

I like to mix it up, you know?

And dinner?

At night after we get off, I normally just honestly stop at Subway. That's kind of what I've been living off for the past couple of weeks. Normally I'll get two sandwiches. One is a steak and cheese and then the other is the chicken bacon ranch, both on their Italian herbs and cheese bread. It's been working for me. It's a good thing to pick up on the way home.

When you're not grabbing Subway, what are some other things you may do for dinner?

If I have enough time, I'm definitely barbecuing. I've got a Traeger grill in my backyard and a bunch of Snake River Farms meats. Any time I get a chance to throw some of those on the grill, it's pretty great.

Do you have a sweet tooth?

I'm a big fan of mint chocolate chip ice cream and peanut butter cookies. But I've done a pretty good job over the past couple of months of staying away from that. Probably because I call it a night pretty soon after dinner, like at 8:10 or so. I get home at about 7:45. So I'll have dinner for like 15 or 20 minutes, and then it's always right around 8:10 that I turn the lights off.

That's pretty impressive.

I'm normally a night person and waking up early in the morning is not easy for me by any means. But it kind of comes with the job. It's something I have to do. So it's something that I've had to practice and it got easier over time. But it's still not easy at all.

Justin Herbert's misinterpreted personality becomes Chargers' gain

By Gilbert Manzano
Orange County Register
October 31, 2020

Jana Prikryl, the director of general science at the University of Oregon, didn't realize she had helped Justin Herbert change his major until a peer advisor identified him with a scream.

"Oh, my God, that was Justin Herbert," Prikryl recalled hearing when the 6-foot-6 Oregon quarterback left the office.

Herbert, now a star quarterback for the Chargers, submitted his change-of-major form to switch from biology to general science. Herbert was the second future NFL quarterback that Prikryl had assisted. Marcus Mariota was a general science major at Oregon a few years before Herbert.

"Embarrassingly, I did not know that he was Justin Herbert," Prikryl said in a phone interview last week. "I knew we had Justin Herbert and I knew he was fantastic, but I didn't put the face to the name."

Prikryl shouldn't be embarrassed. Not many knew of Herbert before he became a star at Oregon and the latest NFL rookie sensation.

Even now, as more become familiar with the name, not many truly know Herbert. Although, there were many guesses about his personality in the lead up to the 2020 NFL Draft.

Herbert was described as an introvert, also known as a shy person, and few NFL teams want a shy quarterback. But that didn't stop the Chargers from selecting Herbert with the No. 6 overall pick in April's draft.

They were well aware of Herbert's physical gifts, just like the other 31 teams, but perhaps the Chargers dug deeper in getting to know Herbert as a person.

"I think a lot of introverts get labeled with that word shy, lack of leadership," Chargers coach Anthony Lynn said. "My son is an introvert, so I raised one. I know what the tags are, but you just look at how people respond to them. That's all you need to know."

The Chargers did their personality research on Herbert and are now getting rewarded for it with weekly touchdown passes from his rocket right arm.

"Ultimately, this guy is just very talented," said Denver Broncos coach Vic Fangio, whose team hosts Herbert and the Chargers on Sunday. "Looks to me like he's made up of the right stuff to be a quarterback in the NFL, and fortunate for (the Chargers) and unfortunate for us, I think they found their quarterback for the next 10 to 15 years."

Herbert has only started five games, but he's played so well that questions are now being asked. How did a quarterback who is enjoying a historic NFL start that rivals Patrick Mahomes and Dan Marino become available at No. 6 for the Chargers?

Why didn't the Washington Football Team take Herbert second overall and why didn't other quarterback-needy teams leapfrog the Chargers in the draft order to take him?

Many draft experts described Herbert as having all the physical tools, but somehow that wasn't enough to shake the introvert label that hung like a dark cloud.

Of course, it wasn't all because of Herbert's quiet demeanor, but it likely played a part in why teams were skeptical, and it goes to show that swagger isn't everything. Sometimes saying less means there's more of other leadership qualities.

Herbert won't say teams got it wrong by passing on him and making him the third quarterback selected – that's not his personality – but he did say the introvert tag was incorrect.

"I wouldn't say that's fairly accurate," Herbert said. "I think on the surface it might appear that way, but when I really get to know people and the team, I think a lot of the guys on the team would tell you differently."

Many draft experts and talking heads have said they got it wrong with Herbert, but the Chargers should thank them because all the personality speculation they provided before the draft became their gain.

Herbert celebrated his first NFL victory against the Jacksonville Jaguars last week by giving star wide receiver Keenan Allen an enthusiastic slap on the behind.

"Yes, sir!" Herbert shouted at Allen.

That doesn't sound like a shy quarterback.

Here's how family members, teammates and former professors described Herbert as a person and leader:

THE REAL HERBERT

College recruiters also got it wrong with Herbert.

Herbert was a three-star high school recruit with no Division I FBS scholarship offers heading into his senior year at Sheldon High in Eugene, Ore. Herbert was set on attending Montana State to play with his older brother, Mitchell, before Oregon made an offer.

"He did not go to (football) camps because he practiced with his high school team," said Mark Herbert, Justin's father. "When other guys were looking for exposure to go to colleges, Justin was practicing with the little kid down the street that he'd grown up with or another kid he played middle school football with or somebody else because that was going to be their team in the fall."

Justin Herbert has a reputation for not looking ahead. He prioritizes the present and enjoyed it by playing baseball, basketball and forming a fishing club in high school.

In college, it wasn't all about making it to the NFL. It was also about improving as a biology student. Herbert agreed to be a biology professor's assistant even though it took time away from football.

But helping the little kid down the street and having extracurricular activities didn't help Herbert in the college recruiting process and it was probably ignored by some NFL teams.

Multi-sport prep athletes have become a thing of the past. It's now about specializing in one sport and getting as much exposure as possible by participating in 7-on-7 tournaments, creating Youtube highlight videos and announcing every college offer received on Twitter.

You can't find Herbert on Twitter, although he does have an Instagram account.

"He didn't enroll early (at Oregon) because he wanted to play his senior year of baseball with his buddies," Mark Herbert said.

Justin Herbert stayed in one place before the NFL called, never leaving Oregon while the university's coaching staff changed twice in four years.

Mark Herbert recalled being asked by a local reporter if Herbert would consider transferring if he lost the quarterback job when Willie Taggart replaced Mark Helfrich as head coach in 2017.

"What are you talking about?" the older Herbert remembered asking. "I don't understand the line of question. What's Justin going to do? Get his degree in biology, he's gonna play football and he's gonna go to medical school or he's going to go to the NFL."

"I don't know what he's going to do, but he's not leaving. That's not what Justin does."

Justin Herbert also didn't leave when Mario Cristobal took over in 2018 and then stayed for his senior season, despite being projected as a first-round selection.

Sticking around for an extra year to play with friends gave pundits more time to analyze Herbert as armchair psychologists.

He wasn't viewed as the committed teammate who wanted to help win a Pac-12 championship. Instead, he was the quarterback who struggled against Arizona State and lacked the alpha-male personality to lead an NFL locker room.

But Herbert proved in high school and college that he doesn't run from adversity and makes it work with what he has. Those are the leadership traits that went unnoticed, and he's showing it again in the NFL by elevating undrafted players such as Jalen Guyton, Tyron Johnson and Donald Parham and doing it without his top offensive linemen, Bryan Bulaga and Trai Turner.

Herbert gets everyone involved and is not afraid to ask for advice. But all of that was lost during the lead up to the draft and it became the Herbert family's gain.

Mark and his wife, Holly, were rooting for their son to play for the Chargers. They have family ties to Southern California.

Justin Herbert's paternal grandfather, Roger, played football and ran track for Fullerton College before transferring to Oregon State. Herbert's maternal grandfather, Rich Schwab, grew up in San Diego before playing football at Oregon.

"We looked at (the draft order), 'Hey, Los Angeles all the way.'" Mark Herbert said. "Oh my goodness, travel-wise, and family-wise, team-wise ... a lot of things pointing to the Chargers."

Mark Herbert credited the grandfathers for Justin's professionalism and said his son got plenty of good qualities from his mother Holly.

"I'd say Justin is fiercely loyal and fiercely focused and dedicated and definitely gets that from her," Mark said.

Justin Herbert's love for science likely came from his father, who was a science and biology teacher for middle school and high school students.

HERBERT, THE COMEDIAN

Chargers defensive tackle Linval Joseph played four seasons with recently retired Giants quarterback Eli Manning. The two-time Super Bowl champion was also described as an introvert.

Joseph sees similarities between Manning and Herbert.

"I felt like there was two different types of Elis," Joseph said. "You have funny Eli and then you have 'get the job done' Eli. Two minutes in the quarter, fourth quarter, need this drive and he woke up, and when he woke up, he made those big throws, made those big plays, and I see that in Herbert. I really do."

"I feel like he's going to have a great career and once we put everything in order, he's going to be elite. He's going to be great."

Chargers rookie wide receiver K.J. Hill can attest to Herbert's comedic side. Hill explained why Herbert was shown in a scene of "Hard Knocks" doing a lengthy "whassup" from the popular Budweiser commercials.

"I told him you gotta say the 'whassup' in the huddle," Hill said. "I told him to say it in the huddle before he called a play or something like that. It was something silly like that. He was practicing basically before he did it to get my OK if it was good or not."

Herbert and Hill texted each other after being drafted by the Chargers and have become close friends.

"Inside the locker room, (he's) making jokes, talking," Hill said about Herbert. "He has not been a quiet guy since I've been around him. We're always talking about anything and everything, so I feel like he got a great personality and great competitor side that I love about him, too."

Hill said he's a better "Call of Duty" player than Herbert, but he gave his quarterback the edge in golf.

"Justin likes to golf," Hill said. "I told him the only close thing I get to golf is Top Golf."

HERBERT, THE TUTOR

Mark Carrier, a professor at Oregon, was in need of a teacher's assistant for his Biology 212 course. Herbert was one of his best students, but Carrier assumed he didn't have time to teach the material to other students for the upcoming quarter.

"I figured no way a football player is going to have the time to do that, but in passing one day, I told him, 'Hey, you know if you weren't so busy being the quarterback of the football team I would definitely offer you this role,'" Carrier recalled.

Without hesitation, Herbert took the offer and assisted the class of about 200 students.

"It's a pretty interactive class time," Carrier said. "You can tell if people are going to hide what they know or help others along. Justin was the kind of guy who helped the people around him."

"It was clear to the people around him he understood the material more quickly than most. He didn't struggle as much as people tend to do. It's a very challenging course. He was very helpful to the people around him."

At the time, it wasn't certain that Herbert would be a top NFL draft pick. Carrier said Herbert expressed interest in a career in medicine or becoming a researcher.

"I was just really interested with how everything worked out (in biology) and science and kinda how your body processes things and kinda explaining the natural phenomena that happened around us," Herbert said.

Biology sounds as complex as breaking down NFL defenses. Herbert being able to grasp intricate material at a fast pace while also teaching it is perhaps another leadership sign (and an indicator of future success) that went unnoticed.

"That might be a reach, but it's a good analogy," Herbert said about comparing football to biology. "Having a good understanding of defenses, coverages and things like that. It definitely helps."

Herbert said his top passion has always been football. He'd said he would likely be a coach right now if he wasn't an NFL quarterback.

"Hopefully I'd be coaching the game or somewhere involved in the game," Herbert said. "I just love football too much to not be around it."

That's the real Justin Herbert. Passionate about football, but with other interests. Not the loudest, but a quiet genius with an occasional comedic side.

"I think he's more outgoing than what people give him credit for, but that's OK," Lynn said.

The Chargers said that's OK to Herbert's personality and now, as Fangio mused, they stand to reap the rewards for years to come.

Chargers' Justin Herbert learning he can't let the perils of running in the NFL slide

By Sam Farmer
Los Angeles Times
October 15, 2020

Justin Herbert, with his smooth throwing motion and surgical precision, has proven he's already a top-notch NFL passer.

Now, the 6-foot-6 Chargers rookie needs to work on his going-to-the-ground game.

He took off running in his first career game and clobbered Kansas City linebacker Damien Wilson when they collided near the sideline. Whereas Herbert nonchalantly popped to his feet, Wilson appeared knocked out cold.

Two weeks later, Herbert tore off a five-yard run against Tampa Bay and lowered his shoulder on Buccaneers safety Jordan Whitehead. This time, the defensive player got the better of the crash, as Herbert needed a few moments with his hands on his knees to compose himself. Whitehead was flagged for unnecessary roughness.

"Feet-first sliding is probably the best option I should go with," Herbert conceded later. "I grew up playing baseball so I feel like I'm pretty comfortable with sliding. It's a little tough on the grass, your cleats get stuck a little bit, but it's definitely something I've been practicing. Moving forward, I'll be better about it."

Chargers coach Anthony Lynn hopes so. He could be forgiven for watching replays of those collisions through his fingers while covering his eyes.

"Bad coaching by me right there, bad coaching," Lynn said. "I don't want him taking hits like that, like he did from the Chiefs. ... I want him to get down. I don't want him to take those hits in the National Football League."

Theoretically, Herbert could look across town for pointers from another young quarterback. The Rams' Jared Goff, the son of a former Major League Baseball player, has had sliding issues of his own.

In the two years since the NFL made a rule change — stipulating a quarterback doesn't have to slide feet first to be considered giving himself up, and instead is afforded the same defenseless-player protections when he dives forward — Goff has found himself getting "caught in between sometimes."

"I'm used to going feet first, and I have my whole career," Goff said. "And then in the last year or two, I want to go head first. I don't want to lose those three yards. But at the same time, you're kind of trying to figure out where your momentum is."

His father, Jerry Goff, who played catcher in the majors for six years, wishes his son would hit the deck more often, yet understands why he doesn't always do so.

"Do I encourage him to slide? Yeah, 100%," the elder Goff said. "But there are times, like he did in the playoffs against Dallas, and a few times in college, where you've just got to deal with it and go get that first down. You're not going to slide short in that situation. But I would say 90% or more, you're just going to slide and play the next down."

The dilemma is older than Red Grange. Should a quarterback risk injury by fighting for that extra yard, either by dropping a shoulder and delivering a blow, or by diving forward as a human missile?

Or should he sacrifice that extra yard or two and safely slide feet first?

"We've got to coach these quarterbacks out of the macho-man approach," said Hall of Fame personnel executive Bill Polian, who thinks all NFL teams should build sliding pits at their facilities to teach quarterbacks. "Playoffs are one thing; that's a different cat altogether. But in terms of the regular season, never lower your shoulder. Don't take those kinds of blows. The rule is there to protect you: Go slide."

Sometimes, even sliding feet first is unsafe. Last Saturday, Clemson quarterback Trevor Lawrence, the overwhelming favorite to go No. 1 in next spring's NFL draft, took a shot to the helmet from University of Miami safety Amari Carter while sliding. Officials ejected Carter for targeting.

In 2006, Kansas City quarterback Trent Green absorbed a brutal hit to the head from Cincinnati defensive end Robert Geathers while sliding feet first. Green suffered a serious concussion and the replay reverberated throughout the league.

"I remember being like, 'Yeah, see? I don't want that to happen. I would rather dive head first, I'm in control of my head,'" recalled former Seattle Seahawks quarterback Matt Hasselbeck, who took a ribbing from his coaches about his aversion to sliding. "I sort of remember being made fun of by Mike Holmgren and Jim Zorn about how I didn't slide, like I couldn't slide."

So Zorn, the former Seahawks quarterback who later coached the position for the team, unfurled a Slip 'n Slide at practice in hopes of teaching his passers how to avoid big hits by gracefully going to the ground. He even brought in Seattle Mariners first baseman John Olerud as a sliding tutor.

"The thing was, we knew how to slide," Hasselbeck said. "It wasn't like we didn't know. We just preferred to dive."

According to NFL rules, a defender must pull up when a runner gives himself up with a feet-first slide. If a defender already has committed himself and makes unavoidable contact with the sliding runner, it is not a foul unless the defender makes forcible contact to the head or neck area of the runner with the helmet, shoulder or forearm, or commits some other act that is unnecessarily rough.

But the runner bears the responsibility of starting his slide with ample time for the defender to pull up and avoid the hit.

"Pursuing a guy, I would give him the benefit of the doubt that he was going to slide," former Rams defensive tackle D'Marco Farr said. "But you'd better start that slide within two or three steps of me. Make it obvious. If not, I'm going to treat you as a runner that's attacking my goal line, which means I'm going to try to knock your teeth out."

The notion of sliding never appealed to Hall of Fame quarterback Steve Young, but not because he sought those extra yards at all costs. He just didn't feel that sliding provided him enough protection.

"My own philosophy was sliding was a nightmare," Young said. "Sliding is saying, 'Just hit me in the face.' I always thought it was much safer to go forward, find a soft spot forward."

What's more, Young said, officials routinely get the placement of the ball wrong when a player slides feet first.

"Inevitably, the referee gives you a spot farther back than you thought it would be, or than it should be," he said. "It's a weird thing. I don't know what sliding does that creates this image that the ball's downed earlier than it was."

"I always thought I got a better spot when I was going forward. It's like an optical illusion for them. When I slid, nine times out of 10 I'd turn around and say, 'Where are you marking that? That's not right.'"

Not surprisingly, some of the quarterbacks who had the option of playing pro baseball — notably Seattle's Russell Wilson and Arizona's Kyler Murray — are the most graceful sliders.

"I think playing multiple sports is a very big thing in terms of getting those extra yards, also being smart, getting down," Wilson, selected in two different MLB drafts, told reporters in 2017. "The ability to quickly slide, too. When you hit a ball in the gap, you've got to get to second base and get there fast. You've got to know where to slide, how to get around the tag, and everything else."

"I don't really like sliding head first, never did when I was playing baseball. But sometimes it's necessary. ... You've got to be smart in how you do it."

Not everyone is a pretty slider. Peyton Manning got an earful from his Denver teammates in 2012 when he clomped downfield against Carolina, then executed a hideous slide — think Evel Knievel at Caesars Palace — that excavated a sizeable divot when his left knee brace burrowed into the turf.

"It's not even worth explaining what happened," Manning told reporters at the time. "It looked bad, and the fact that my knee brace got caught, nobody wants to hear that. It is what it is, as they say, and it's right there on film. I'm very aware that it's fair game for criticism and ridicule."

In those hold-your-breath bashes of bodies, it's frequently the quarterback who comes away staggering. There's a reason for that.

"Justin Herbert does no tackling. None," Young said. "And then he's running into people where that's all they do is tackle."

"I used to see smaller guys in the defensive backfield, and I was like, 'OK, I can take that guy on.' But you've got to remember, even those guys, that's all they do is tackle."

When and whether a quarterback should slide often depends on where you're standing, as in, which sideline.

"When it's your own guy, you want him to get down," Farr said. "When Kurt Warner scrambled, I'd be the first one yelling, 'Get down!' And I would tell him, 'Your body doesn't belong to you, it belongs to us.' If he gets tagged, it affects us all."

Young's philosophy: Your most important play is your next one.

"Risks just to show your manhood don't help you get to the next play," he said. "The truth is, if you've still got the ball in your hand, there's been a general failure anyway. Don't compound it by trying to run over somebody to impress someone."

After Herbert's debut, while the Chargers and Chiefs were mingling on the field, Kansas City's Patrick Mahomes offered him some words of advice: "Protect yourself on some of those runs."

Sometimes, staying up requires getting down.

DERWIN JAMES JR.

The comeback story of Chargers' Derwin James: 'I'm coming back to be dominant'

*By Gilbert Manzano
Orange County Register
September 6, 2021*

Derwin James, the freakish athlete for Auburndale High School, was at the free throw line with an opportunity to win a road playoff game against Rockledge.

With the score tied and two seconds left in regulation, the opposing coach called two timeouts to ice the then-freshman forward. James was alone with his thoughts as the crowd rooted against him.

"The spotlight was just on him," recalled Eric Robinson, Auburndale's varsity basketball coach. "I remember shaking my head and feeling bad for the kid because he was put in that position of having to come through as a ninth grader."

James missed both free throws and was forced to prepare for overtime in the first round of the 2012 Florida boys state basketball playoffs.

"I just gave him a hug after he missed and told him we're going to make up for it in overtime and get this win," Robinson said before the Bloodhounds lost 67-63 in overtime.

Nearly 10 years later, Robinson and James haven't spoken about the missed free throws. Initially, it was because there was no need to remind a 15-year-old about his disappointment when the outcome wasn't going to change. But then it quickly became an afterthought.

James had other priorities as the school's star football player with an offer from Florida State. He was also a sprinter and long jumper for the school's track and field team in the spring.

But the cheerful freshman still used his disappointment with his free throw performance as motivation to improve in basketball, a sport he didn't play before high school.

As a freshman, James was already better than most football players in Polk County, but that wasn't good enough for the ultra competitive James, who needs to be great at everything he does.

James returned to the hardwood his sophomore season as a defensive menace who could guard any position. He did the dirty work and was on the receiving end of many alley-oop dunks during Auburndale's memorable 25-4 season.

DEVASTATING SUMMERS

The disappointment of missing two free throws in high school doesn't compare to what the Chargers' star safety has endured the past two seasons.

James, the most beloved and respected player on every team he's been on, had the worst luck on the Chargers for back-to-back summers.

"I was devastated because I had just got hurt on that same field," James said about the knee injury he sustained in last year's training camp, nearly a year after his foot injury in August of 2019.

When James, 25, injured his fifth metatarsal on his right foot while celebrating a play during a joint scrimmage against the New Orleans Saints, there was a sense on the Chargers that they could stay afloat until James returned. He missed the first 11 games of the 2019 season and the Chargers finished 5-11.

When it happened again the following training camp, there was no hope of a James comeback, at least not for that season. The torn meniscus in his right knee sidelined James for the entire 2020 season. The Chargers missed the postseason for a second consecutive year and finished 7-9.

James asked, "Why me?" And the Chargers asked, "Why him?"

Many went to James' house soon after his knee injury to lift his spirits, including former teammates Casey Hayward and Melvin Ingram, former Chargers head coach Anthony Lynn, and David Mulugheta, James' agent.

"Having those guys cheered me up at the moment, but that (expletive) was devastating," James said.

Perhaps James didn't want to discuss the missed free throws as a freshman, but he has no issues revisiting his injuries. It's a part of his comeback story, one he wants to tell with a dominant ending — even better than his memorable rookie season in 2018 when he was named an All-Pro at two positions.

"A lot of times guys get injured and they just want to try to come back and just to be healthy," James said. "No, I'm coming back to be dominant. To be the same person that I was before, and that's the kind of mindset I look at it as."

It's all starting to come together for James in his fourth NFL season. He got through August healthy, just one of many accomplishments on his lengthy checklist for 2021. Next on the list will be playing in Sunday's season opener against the Washington Football Team.

"This year I told myself, 'Everything, I will speak it to existence,'" James said. "I was positive. I'm like, 'We're gonna get healthy, we're gonna make it to the season, we're gonna speak it to existence.' Because everything you say with a tongue is powerful. That's why I believe it."

Leadership and positivity are two of many traits that make James "one of a kind," according to Chargers nose tackle Linval Joseph.

He's the heart and soul of the Chargers, and he's probably their most talented player — even on a roster that features quarterback Justin Herbert, wide receiver Keenan Allen and edge rusher Joey Bosa.

James has been compared to legendary safeties Ed Reed, Brian Dawkins and the late Sean Taylor. Current and former NFL players are clamoring for James' return, and many people in central Florida are itching to watch James on Sundays.

The traits that make Derwin James Jr. special — leadership, competitiveness, versatility, freakish athleticism — were on display in his youth while growing up in Auburndale and Haines City, two cities an hour east of Tampa, Florida.

THE MAKING OF DERWIN JAMES Jr.

"Freakish athlete" were the first two words that Robinson uttered when asked about the kid who wore No. 23 on the Auburndale basketball team for the 2011-12 and 2012-13 seasons.

"I couldn't forget him," said Rick Smith, who coached James in football and in track and field at Auburndale.

Without much prior experience, James jumped 20 feet, 11 inches in his first long jump competition as a freshman. He finished the event with a high of 21 feet, 10.75 inches.

"We only had drills at this point, but he could not stand to not actually compete," Smith recalled about James. "So I said, 'OK, I'll let you do one jump and if you look like you know what you're doing, I'll let you do the rest.' ... He nailed everything. I'm like, 'Yeah, you can keep jumping.'"

Before James was a three-sport high school athlete, he played left tackle for his pop warner team at age 6. James was needed on the offensive line because there was a lack of size on the roster.

"I had me a couple pancakes," James said about playing left tackle. "My coach used to always get hyped and get crunked. Like that used to make the coaches get excited, especially in pop warner. Especially if we're skinny guys getting pancake blocks on the line. I got me a couple just being more athletic and physical than guys."

The following football season, James moved to running back and primarily played the position until his freshman season at Auburndale High School. James grew up in Haines City, but his mother, Shanita Russell, moved the family to Auburndale when James was in fifth grade to keep him out of trouble.

James was required to play junior varsity on the Auburndale football team because the coaches wanted the freshmen together to build camaraderie before jumping to varsity. But James didn't want to play on Thursday nights. He knew he belonged on Friday nights, and so did most of the coaches.

James noticed a safety opening on varsity and pushed the head coach to play him there. He eventually listened and offered James a tryout in the form of an old school Oklahoma drill.

The ball was put on the 5-yard line with two defensive tackles and two offensive linemen. James, the brash freshman, lined up at safety and needed to prevent the senior running back with "hella offers" from crossing the goal line.

"I had to meet him at the hole two times," James recalled. "I won those drills and then my coach said, 'That's enough, he's playing varsity.'"

For James' first varsity game, he had two interceptions. He played on defense, offense and special teams.

"Poor guy it seemed like he was playing every down," said Smith, who's now the behavior interventionist at Auburndale.

By James' sophomore year, there was no feeling sorry for him. He was able to handle the workload after putting in countless hours in the weight room.

James went from bench pressing about 135 pounds as a freshman to more than 300 pounds by his sophomore year.

"He was a dog, as we would say," Smith said. "We would get in there and he'd lift those weights. Those weights were clanking around."

James' father, Derwin Sr., is a football legend at Haines City, but Robinson is convinced the younger James got his weight-room competitiveness from his mother.

"I'll tell you, man, I seen her at the gym and my mouth has just dropped, like, the hard work that she puts in at the gym," Robinson said. "I've told her before, 'OK, I see where your son gets it from.' Knowing how good dad was at school and then just seeing her in the gym putting in work at the gym, like there was no way (James) could lose ... he got it from both sides."

James didn't miss a weightlifting session his freshman year, and that included both sessions, one with the upperclassmen and the other with the younger students.

James wanted to push himself by lifting with the older students, but he didn't want to leave behind his fellow freshmen.

"What (James) ended up doing was he would lift with the older guys and any of the younger guys who would come in, he would go and help them and coach them up on how to lift," Smith recalled. "That was my first inclination. 'Hey, man, this guy is a little bit different.'"

Smith quickly noticed James' leadership qualities, but his determination to be better in many areas were just as noticeable. James was getting A grades in all his classes and asked Smith to help get him in the tougher classes.

"I tell my athletes all the time about this," Smith said. "Derwin was the kind of guy that challenged himself. He came to me one time and he asked me about getting into harder classes. ... He's always challenging himself."

Robinson went to every Auburndale football game in the fall of 2011 looking to recruit James to the basketball team.

"Every time (James) turned his shoulder on Friday night, I was right there," said Robinson, who's entering his 20th season at Auburndale. "So I built that relationship with him."

James had Nick Saban at Alabama and coaches at Miami and Clemson trying to get him to decommit from Florida State. But Robinson was also in a recruiting battle for James because the wrestling coach wanted James for the winter season.

"He probably would have been a state champion if he would have wrestled," Robinson said. "I just got lucky enough to get the chance to coach him."

James was torn when he had the opportunity to return to his hometown and transfer to Haines City High School for his junior and senior years. He was loyal to his teammates at Auburndale, but he couldn't pass on the chance to sport the green and white at his family's alma mater.

COMEBACK STORY

James' athletic ability is a reason why he's universally respected in the NFL, but it's also because of his leadership, loyalty and passion.

"I feel like I can relate to him so well because we just have that same love, just love playing football," Chargers linebacker Kenneth Murray said about James. "You could put me on the other side of the world, in like Antarctica, and give me a football and I'll be fine. He has that same attitude."

"He loves the game. He wants to be the best. He's competing to be the best. When you have guys like that on the team, it makes it easier for everyone else around you. I enjoy competing with him and I enjoy being out there with him. Looking forward to dominating this season with him."

No one is doubting James' comeback, especially not after the dominant training camp he had last month. He's still the same Derwin James, the do-it-all defensive stud who always seeks the best.

James challenged Allen, a four-time Pro Bowl wideout, throughout training camp, and called out 49ers All-Pro tight end George Kittle when his team came to Costa Mesa for joint practices.

"He's just kind of a freak of nature," Kittle said after James got in front of him at the goal line to intercept a Jimmy Garoppolo pass and return it for a touchdown to end the joint practice. "He can do whatever you like. He can follow. He can chase you, he can be in your hip, he can play on top, he can try to jam you at the line."

James is back to playing safety, linebacker, cornerback and edge rusher for the Chargers. But the positionless player picked up two more roles for the 2021 season. He'll be calling the plays for the defense and was named a team captain to start the season.

It's strange that the Chargers' top leader has never started a season with a "C" on his jersey. But he quickly won over his teammates during his rookie season and was providing leadership from afar while rehabbing his injuries to start the past two seasons.

Chargers coach Brandon Staley has coached the NFL's best defensive players in the past four years, from the Rams' Aaron Donald and Jalen Ramsey to the Chicago Bears' Khalil Mack to the Denver Broncos' Von Miller and Justin Simmons.

But Staley made a case for why the 6-foot-2, 215-pound James is the most complete player in the NFL.

"There aren't many players like him in the league on any side of the ball," Staley said. "There aren't many players like Derwin James because you have rare talent. Rare talent. Rare size and speed, which are critical factors for the position. He has rare skills for the position. He can do anything on the field and play anywhere. He's your signal-caller. I'm not aware of any other (defensive backs) in the league that are the signal caller."

"You can make the case that he's the leader of our entire football team and the face of your football team — certainly one of them. I haven't been around too many guys like that regardless of the position. Normally, it's quarterbacks. Derwin is one of the few defensive players that I'm aware of in the league that can carry that mantle."

Bosa wants to see James put it all together in 2021 and he's not going to let anyone get in the way. That's why Bosa shoved 49ers wide receiver River Cracraft when he tried to get in James' face during the joint practices.

"Joey don't even act like that," James said about Bosa participating in the camp scuffle. "That's my brother. I treat all them boys as my brothers. Every day is bigger than football for me. You can ask anybody in the locker room. I'm always, 'Man, how's your family?' I want to have a relationship bigger than football. That way when we are in the heat of the battle, I know you got my back."

"See, I know Joey Bosa has my back. Same thing vice versa, man. I have his back."

It makes Bosa happy when he sees pictures of him and James on the field together because it's a glimpse of what they plan to do for the 2021 season.

"I love looking at pictures of us both lining up on the edge together," Bosa said. "It's a scary sight. I always say he's one of the best in the league and I truly believe that at any position, honestly. He's one of the most gifted athletes I've ever seen. And his energy is unbelievable. So just to see him out there happy and healthy, it's great."

It's hard not to be happy for James, just like it was hard not to be disappointed for him when the devastating injuries occurred.

"The kid always had a smile on his face," Robinson said. "He just continues to bounce back. I continue to see that practice clip of him and Keenan Allen going at it. I've seen that clip probably 20 times. And man, I just get chills every time I see it because it just shows the hard work."

James' latest comeback story is almost complete. Auburndale and Haines City will be watching James and Chargers start the season Sunday in Washington.

They want to see James dominate the 2021 season.

"I'm healthy," James said. "Why not?"

Why Derwin James Jr. is NFL's most unique defensive player: 'Mr. Versatility' set to do it all for Los Angeles Chargers' defense

By Jeremy Fowler
ESPN.com
August 26, 2021

COSTA MESA, Calif. -- Derwin James Jr. is a walking espresso, team-chemistry blend.

The Los Angeles Chargers had just finished a two-hour training camp session, and James, freshly stretched, was conducting an animated FaceTime call -- or at least he was trying. He couldn't help himself, engaging every teammate who walked past while he swayed, swung his hair or smirked.

For the Chargers' standout, everyone is a "bro," from offensive linemen to cornerbacks, and they all got shoulder pats from James' yellow-gloved hand or shoutouts as they crossed his vision during the call. Safeties who blitz, play in the post and cover tight ends in the slot were subject to multitasking.

After ending the call, the gifted defensive back greeted a credentialed bro under a tent, made clear his two-year absence is over, those injury labels buried somewhere in L.A. and his league takeover back on.

"I'm not out here half-stepping; I'm not worried about getting injured, bro," James told ESPN. "I'm out here, full speed. That's the only way I know how to play the game."

"It just feels good to be back playing football."

The Chargers don't seem to care that James has missed 27 games over the past two years due to foot surgery in 2019 and a torn meniscus in 2020. The NFL is a cold, calculated business known to discard injury-plagued players, yet the Chargers are building their entire defense around James, adding more cornerback duties to his already loaded plate. His otherworldly talent is the primary reason, with a 6-foot-2, 215-pound frame emblematic of today's positionless football that coaches covet. In a given practice, James will line up as a safety, corner, linebacker or on the edge, all while handling the green dot and calling the defense.

The possibilities seemed endless in 2018, when a healthy James burst onto the scene as a first-round rookie with 105 tackles, 3.5 sacks, 3 interceptions and 13 pass breakups. And anyone watching James move with no limitations this camp has no doubt he can again make a massive impact.

His recent interception and 99-yard return when guarding San Francisco 49ers tight end George Kittle in a joint practice even hyped up LeBron James on social media.

But the Chargers might be even more excited about his leadership. The way the team sees it, he has basically been a team captain since the Chargers drafted him 17th overall three-plus years ago.

"He just has a glow," first-year head coach Brandon Staley said. "People are really drawn to him, a spirit and energy that brings people to him, brings people with him."

Some teams might be inclined to place a protective bubble around James, but the Chargers have let James be himself. There are no limitations here, largely because his injuries didn't linger.

As James described, his 2019 injury was "getting a new screw in my foot after the old one bent on me" in his fifth metatarsal. The original screw was from a surgery prior to joining the NFL. The procedure cost him 11 games that season. And then the 2020 meniscus tear was a routine four-to-five-month injury, but it just happened at the worst time: late in an Aug. 30 scrimmage.

"All of it was simple fixes," James said. "They fixed it, and I feel stronger."

This helps explain why the Chargers picked up James' fifth-year option of \$9.052 million for 2022 despite all the time missed. That says a lot about how they value him. And with other first-round picks from his class -- including quarterback Josh Allen, offensive tackle Kolton Miller and center Frank Ragnow -- already getting extensions, James is poised for a major payout if he has a big season and stays on the field.

And James spent all offseason confirming his good health, leaning heavily on a player who has been there.

Before Keenan Allen became a perennial Pro Bowl receiver for the Chargers, he fought the injury-prone label as he recovered from an early-career torn ACL. So, Allen adopted a rigorous offseason routine -- a blend of band work, mobility and balance training and running on a track that he calls "prehab" -- to engender longevity.

James asked Allen to teach him the workouts. Throughout the offseason, Allen would text James at around 10 most nights to plan a meetup at a local track near the Chargers' facility early the next morning.

"Bet," James always responded.

"We're both the same dogs -- same animal, different beasts," Allen said. "We both have that dog, get it by any means."

Allen called their training together "special" and "personal." And his advice to James was clear-cut: Know what you bring to the table, control what you can and stay in the lab.

In fact, Allen has urged James to guard him in one-on-ones all camp long because, according to Allen, "He's the best cover guy we have right now" and has the best technique, which James showed off with a deep-ball interception against Allen in the second week of camp.

James was not lacking for confidence, but he emerged from those sessions with Allen ready to address any questions about his durability.

"When I'm back to making plays on the field, those [critics] will be the same people rooting for me again," James said about those who question his long-term viability due to injury.

"I don't really get too caught up in, 'Hey, he's too injury-prone.' I'm ready to go back out there and show the world what I can do, showing he's a guy that bounced back from adversity and took it and ran with it. That was the hand I was dealt, but it's not who I am."

The time away from the game also has challenged James to refine his leadership and mental capacity for football.

He said he can walk into any position room in the Chargers' facility to fire off friendly banter, asking offensive linemen if they are ready for his blitzing or notifying receivers it's "no slants day" on the practice field. He gets away with this because he invests in teammates first.

"A lot of players are going through a lot, and guys don't often take the time to get to know players," James said. "I can go in any room -- quarterback room, O-line room, whatever -- and start off with a smile, bringing that energy every day, speaking to them. How is your family doing? How are your kids doing? All the little stuff that some people tend to forget in this game."

James also has expanded his knowledge of formations and offensive tendencies, consistently giving quarterback Justin Herbert different post-snap looks in practice. James takes copious notes on every position in defensive meetings to understand all the moving parts. And in practice, his directives to teammates at the line of scrimmage are urgent but unstartling: "Line up ... we good, we good ... I'm here."

Staley coached cornerback Jalen Ramsey, James' good friend from their Florida State days, as the Los Angeles Rams' defensive coordinator last year. And here's the ultimate compliment: James is one of the few NFL players Ramsey views as his peer, Staley said. That's how immense the talent is. So why wouldn't Staley use James as an all-over-the-field weapon?

"He can play anywhere in the deep part of the field, he can play in the half, he can play in the post, he can play in the quarter, he can play in the slot man-to-man, whether inside in the slot, he can play star -- which is our nickel -- he can play money, and he can rush the passer," Staley said. "And he's our signal caller. When you talk versatility to me, he's Mr. Versatility."

And that's what James wants, he said. Yes, he is a box safety. He's just nine other things too.

Teams have prioritized positional flexibility for years, with the Kansas City Chiefs' Tyrann Mathieu and Washington's Landon Collins being other examples at safety. Safeties who can make linebacker-type splash plays at the line of scrimmage add value to their teams.

And at linebacker, the Cleveland Browns and Pittsburgh Steelers recently drafted Jeremiah Owusu-Koramoah and Devin Bush, respectively, because of the advantage their open-field speed provides. But James might be the most valuable of all because he can cover like a true cornerback at 6-foot-2.

The Chargers are expecting James to put an already decent defense over the top. They were middle of the pack on that side of the ball in 2020 despite another slew of injuries, finishing 16th both in the Football Power Index's defensive rating and yards allowed per play (5.5).

"We know we can be special, but we say that every year, so let's just not say it" has become sort of a running joke with Allen and other Chargers.

It's hard not to say it this year, though. Herbert is considered a top-10 quarterback leaguewide after just one season, and the talent at the offensive skill positions is top-shelf. With \$135 million man Joey Bosa off the edge and a good mix of complementary veterans and young talent, Staley should be able to maximize the play of the defense with his scheme.

James wholly believes the Chargers will make a deep playoff push.

"We've got the guys," he said.

And he has no plans to be sidelined for it.

"It feels amazing to be myself again," James said. "I feel like guys gravitate toward me, and being that leader that they need me to be, knowing they drafted me in the first round for a reason, is a blessing."

Chargers' bolt is BACK: 'Alpha leader' Derwin James drives culture of accountability in Los Angeles

By Jim Trotter
NFL.com
August 26, 2021

COSTA MESA, Calif. -- Chris Harris Jr. has been around long enough to understand the importance of conserving energy as training camp nears its close. So at the end of a practice last week, with one day remaining before the end of camp, the Los Angeles Chargers' 11th-year cornerback took the longer route to greet a visitor, walking along the waist-high chain-link fence until he found an opening that allowed him to reach the other side.

He took a seat on a white folding chair, removed his mouthpiece and exhaled. The light at the end of camp's long dark tunnel was bright and welcomed. But the smile on his face moments later had nothing to do with that. It had everything to do with teammate Derwin James, who walked to the fence, placed both hands on top of it and easily hopped to the other side.

The moment was a testament to not only James' youth and athleticism -- now 25, he is seven years younger than Harris -- but also a metaphor for the standout safety's approach to the season. He isn't interested in circuitous routes. He's all about direct lines, whether seeking out a ball-carrier or attacking questions about his health. He understands why people keep bringing up his physical well-being after missing 27 of 32 games the past two seasons because of foot and knee injuries, respectively, but the questions have grown stale.

Rather than attempt to sidestep them, he runs through them, just as he would an opponent. He drives home his point with an unmistakable intensity, his normally infectious smile vanishing and his eyes wide and unblinking.

"I hate when people say, 'If y'all stay healthy ...,' " he pronounced, speaking of both himself and the team in general. "I'm tired of that. I'm going to stay healthy and we're going to stay healthy. We're speaking that into the air."

If so, the Chargers could be the sleeper team of 2021. They have the 2020 Offensive Rookie of the Year in quarterback Justin Herbert, an offensive line that was upgraded with the signing of the top available center (Corey Linsley) in free agency and one of the top tackles (Rashawn Slater) in the draft, plus a deep stable of pass catchers and a defense that features impactful edge rusher Joey Bosa and athletic inside linebacker Kenneth Murray. And then there is James. His return after missing all of last season because of knee surgery is the tide that can lift almost any team.

The 6-foot-2, 215-pounder transcends labels. In some situations, he's a defensive back. In others, he's a linebacker. Then he's a pass rusher. Then a returner. There really isn't anything he can't do, which is why he was voted first-team All-Pro as a rookie. Veterans like Harris normally temper expectations or comparisons with players still seeking to establish roots in the league, but not when it comes to James.

"I've played with a lot of great people in the secondary -- Hall of Famers like Champ (Bailey) and Dawk (Brian Dawkins) -- but it's hard to say anybody is like this kid, the way he loves the game, the way he competes every day," Harris said. "He's very smart and has a great enthusiasm about him, a great spirit about him. And he has freakish talent. He can run, has great quickness, very physical and strong. The season could definitely change with him out there. He's that special of a player."

James was among the first in line when the football gods were handing out athletic intellect and ability. But what takes his stature with teammates to a higher level is his unbridled passion for the game. Some people love the game for what it can do for them; others cherish it for the competition and camaraderie. James is the latter, which has earned him the respect and the right among teammates to push and pull them.

During a recent 11-on-11 drill, the defense was short a corner. Rather than let it pass, James immediately called out the culprit, whose name has been withheld by protective team members. It might have been a simple lapse to some, but to James, it was much more than that. He's trying to establish a culture of accountability on a team where there were issues getting the right people on the field during multiple games last season.

"Do you want to be out here?!" James demanded.

Two days later, when asked about his reaction, James didn't back down.

"I challenged him because there's no reason we should ever have 10 guys on defense," he said. "If anything, we should have 12 guys out there. The coach should have to pull you off the field, not hold things up to get you on the field. That's telling me that you don't want to be there. It's all about mindset when you take the field, and having the right approach. Having 10 guys, I don't like that."

His commitment and dedication is a reason he wears the captain's "C" on his jersey, and why he has the respect of those around him. The next malicious bone you find in his body will be the first. He is unfailingly positive and enthusiastic, with an intuitive sense of how to get through to people.

"He holds guys accountable, but he does it in the right way," general manager Tom Telesco said. "He knows when to push on guys, and he knows when to pat them on the back. He has a great feel and we missed that last season. He's that alpha leader that everyone follows."

James was regarded as one of the more gifted players in the 2018 draft, but inexplicably fell to the Chargers at No. 17 because of concerns about a knee injury sustained during his Florida State career. It didn't take long for James to make clubs regret passing on him, as he started every game for the Chargers as a rookie.

He opened the season at free safety, but the coaches soon realized his athleticism and intellect could make him a force on every level. So defensive coordinator Gus Bradley switched him to strong safety to allow James to play closer to the line of scrimmage, where he could rush the passer, neutralize tight ends and, sometimes, defend receivers in the slot.

He finished the year with 105 tackles, three interceptions, 13 passes defended, six quarterback hits and 3.5 sacks, a stat-stuffing effort that immediately proved his standing as one of the most dynamic defensive chess pieces in the league. More importantly, his presence helped the Chargers reach the playoffs for the first time in five years.

"He elevates everyone around him: defense, offense, special teams. Shoot, he even elevates coaches," Bradley, now defensive coordinator of the rival Las Vegas Raiders, said recently. "You see the way he competes and the way he goes out and plays the game, and his love for the game, and it forces you to match it. If you don't, you have to ask yourself: Who's the leader here? Who's the one who's taking charge and setting the tone? It's just unique, the impact he has."

He's particularly impactful when using disrespect as a motivational tool, such as last week on the final day of joint workouts with the San Francisco 49ers. Niners wideout River Cracraft was looking to catch the eyes of the coaches and ultimately land a spot on the team's receiver-rich roster, and one way to draw attention was by showing he would not back down from anyone. Enter James.

Cracraft stuck on his block of James a little too long during an 11-on-11 drill near the goal line, nearly setting off a scrap between the sides. Two snaps later, the two had words again. Word to the wise: You might get away with poking the bear once, but not twice. On the next snap, James undercut tight end George Kittle and picked off a pass that he returned 99 yards for a touchdown, raising his right index finger as he crossed midfield.

A point needed to be made, and James made it. It didn't matter that Kittle had gotten him for a TD earlier in a similar situation. All that mattered is that he felt tested by Cracraft, by Kittle and by quarterback Jimmy Garoppolo.

"I love it. I love odds against me. I love it all. It's just how I was raised," James said in general, not specifically about the interception return. "You're going to see what type of person you are when there's pressure. Me, I'm going to come with it."

He doesn't care what's before him -- an All-Pro tight end, a former Super Bowl-starting QB, a young receiver trying to make the team, or a chain-link fence. He knows what he wants and is committed to take a direct line to get there.

"There ain't no ceiling for me," James said. "I'm going to continue to get better. I don't put a cap on me because I'm always trying to find a way to get better. I feel like I can do so many things better, so I don't try to put it like: OK, you need five interceptions, you need 100 tackles, you need to go to the Pro Bowl. I just want to be available for my teammates and come out and get better every day. Everything else will take care of itself."

JUSTIN JONES

A Conversation With: Justin Jones

By Hayley Elwood
Chargers.com
July 6, 2021

This summer, we thought we'd check in with a few Chargers players before the 2021 season kicks into gear.

Our second conversation features defensive tackle Justin Jones.

2021 marks Jones' fourth season in the league and with experience under his belt, he's ready for what this year will bring.

Here's more from Jones on the benefits to the new defensive scheme, how he's fitting into it, what it's like being a first-time dad, and more.

2021 is your fourth season in the league, how crazy is it that it's already year four for you?

Justin Jones: It's gone by pretty fast, I'm not gonna lie. But, I'm definitely looking forward to this season. We've got a lot in store, especially for our defense and especially for our defensive front. The things we're doing this year are so crazy compared to what we've been doing previous seasons.

Yeah look, I'm not gonna ask you to give away any secrets! But what feels different?

Jones: We've got a lot more space now which frees a lot of us up. That's going to give us opportunities to get these one-on-ones and expose them. That'll be really good for us as a front because we've got some really good rushers on our team and now, we really get to showcase their abilities with the space.

How good does it feel to physically get out on the field with the new coaching staff in the offseason program?

Jones: At first, I was pretty anxious because I wanted to see how everything was going to look. But after being out here, listening to the coaches and what they're trying to accomplish, I'm really confident in the season. Like really, really confident. That's a good thing because normally going into a season, I'm not saying I wasn't confident, but you might still have your doubts on how we're gonna do certain things. But here, where we're at right now, it's more just this is how we're going to run it. When (the other team) does this, we're going to adjust to it like this. It's a legit game plan that's flexible enough to work against all teams.

It really feels like the tone is being set right now.

Jones: Facts. You can definitely feel it throughout the building.

How does your role this year compare to what you've done in the past?

Jones: This year, I feel like I'm gonna get a lot more one-on-ones and that's gonna let me really showcase my abilities and talents. In previous years, we've had really good rushers, and me being the young player, you had to allow those rushers to keep doing their things so we can win these games. So that kind of pushed me in a box, lowkey. So ability-wise, just really showing what I'm able to do, and now I'll be able to put that in front and show everybody what's going on.

This offseason, you've posted a lot of videos on your Instagram account of you working out. How has your training regimen changed or evolved since you came into the league?

Jones: We focus more so on function of movements and being explosive out of the actual football movements rather than your regular traditional lifts and traditional conditioning. We went more so with functionality and it's really gonna help my game and be really beneficial for me just being strong out of certain movements. Where I was training at, it was a new gym. The guy who was training me, I actually went to high school with him, but he went to school for this. So the gym was fairly new but we got to it and I had a really good offseason with him.

A couple years ago, you mentioned changing your diet, you picked up boxing. Is there anything new, besides some of your training, that you've implemented or are doing differently this year?

Jones: I went home! I went home for the first time in a long time. I hadn't been home for more than a week in years, so this was the first time I stayed home for about three months for the most part. It brought me back to humble beginnings.

Your daughter recently turned six months old, what's being a dad like?

Jones: It's the greatest thing in the world, just watching her grow up. Seeing her try to walk, right now as we're on the phone she's in here walking around in her walker just touching stuff and trying to figure out where everything is. From her being first born to now, it's just crazy. She's grown so much. She's so interested in everything around her. She wants to talk. She wants to eat everything. She wants to be involved in everything. I see myself in her so much and it's beautiful.

What did it mean to get to spend that time with her in a really important part of her life?

Jones: It was beautiful. She came at the perfect time. Honestly, she was just what I needed. I'm glad she's here. She's healthy and she got to see her grandma and get to see other people in her family and that's beautiful, too.

What do you mean by saying "she was just what I needed?" Is it how some guys say they have a bigger purpose when kids become a part of their life?

Jones: That's exactly what it is and you never know how real it is until it's actually in front of you. She looks just like you and acts just like you and wants to be just like you or just like her mom. It's beautiful.

Lastly Justin, what are some things that you want to accomplish this year whether it's personal goals or with this team?

Jones: I just wanna win. I really enjoy winning, I love the ins and outs of the game, and I love performing with my teammates just seeing everybody make plays and me making plays myself is a really fun thing. So just being able to do that, especially in this new scheme which enables everybody to be who they are as players, it's just gonna be really cool and really scary for a lot of teams.

COREY LINSLEY

Chargers' Corey Linsley protects, on and off the field

By Mark Whicker
Los Angeles Daily News
March 22, 2021

In April 2014, Corey Linsley came in 160th in the NFL's annual beauty contest.

Five months later, he was snapping the ball to Aaron Rodgers on the first play of the NFL season.

Talk about survive and advance.

J.C. Tretter, the starting center, was hurt two weeks earlier. Linsley's moment came at him like a locomotive through a tunnel. It did not help that the opponent was Seattle, in Seattle, where quarterbacks and eardrums are pressured equally. The Seahawks were reigning Super Bowl champs, and this was Thursday Night Football.

"It was a hell of a deal," Linsley said Friday, his first official day as a Charger. "On Saturday, I could feel my heart racing. I thought, 'I don't know if I can do this.' Doubt creeps into your mind."

It wasn't just a matter of delivering a football into Rodgers' prying hands. It was recognizing defensive fronts that were designed, by Pete Carroll, to be unrecognizable. It was deciding to slide the protections and, beyond that, making himself heard to four beleaguered mates.

And, yeah, it was blocking. Linsley lasted until the fifth round because, as centers go, he was on the frail side at 6-foot-3 and 296 pounds.

Careers have been vaporized by less.

But then Rodgers got up the day before the game and talked about the "I belong" moment.

"He said that when you get on the field, you're good enough to play in the NFL," Linsley recalled. "That helped me out a lot."

Linsley did belong. On his first play, Eddie Lacy gained six yards. On the third play, Lacy got 15 up the middle.

The Packers punted and then punted again, but recovered a fumble. Six plays later, John Kuhn scored. Seattle eventually won 36-16, but Linsley started all 16 games and started 99 in seven years. He has since refined that job to grunt-and-lift art.

In 2020, Linsley was rated the NFL's top center by Pro Football Focus and was named first-team All-Pro. The Packers chose to pay other people, so Linsley, one year after the Chargers signed Packers tackle, became the latest care package for a Chargers' offensive line that seems resistant to improvement. With quarterback Justin Herbert as the kid prince, you never have enough bodyguards.

"I don't let things get too complicated," Linsley said. "Obviously the weather here is a cool factor. But it's a job, and now it's up to me to hold up my end of the contract. I don't need to tell Justin much. I remember every spectacular throw Aaron made, but his work and his intelligence for the game are why he's the quarterback he is."

Few NFL fans get stressed about the comings and goings of the big men. From the seats, they appear interchangeable.

Linsley's move hits Green Bay harder, because the city saw the man outside the helmet. He was the Packers' Walter Payton Award nominee, primarily for the work he and his wife Anna did on the part of Court Appointed Special Services.

Those who volunteer for CASA represent neglected and abused children. They go to court on their behalf, they meet with their kids once a week. In some cases, they're de facto parents.

"We had one child whom Corey and Anna had worked with for more than a year," said Kristin Jacobs, the executive director of the Brown County (Wis.) CASA chapter. "He had no idea that Corey was a football player. Then he was watching a game that went to overtime, and Corey was at midfield for the coin toss with his helmet off. He said, 'Look, that's my CASA.'"

While Linsley was getting squared away in Costa Mesa, Anna was checking out local CASA opportunities.

"We're the voice for the children," Linsley said. "They can't testify for themselves in court. I had a pretty comfortable upbringing (in Youngstown, Ohio). I didn't know what a social worker was. A situation like this affects children from all demographics, from all economic groups. Kristin had a connection to us because she's from Youngstown originally. The more we learned, the more we were drawn to this. The fact that not everybody gets that, that not everybody knows what's going on, is tragic."

"It was a tough day for a lot of us when Corey and Anna left," Jacobs said. "They approached this like any other volunteer. They took the 30 hours of training like everybody else."

Andy Herman, who works for Packers.com, commemorated Linsley's career by asking fans for \$63 donations to CASA, since Linsley wore 63. In fewer than 12 hours they had delivered \$5,000.

The Chargers will do well to prove they belong on Corey Linsley's team. Some centers find a way to be central.

Corey Linsley is front and center of Chargers' offensive line rebuild

By Jeff Miller
Los Angeles Times
March 20, 2021

Everything about the Chargers these days centers on Justin Herbert. Including the new center.

The team just signed Corey Linsley, a reigning All-Pro, to the richest contract in NFL history at the position.

At the core of that steep investment is the goal of giving Herbert and the Chargers every chance to succeed in the quarterback's second season.

Linsley spent the last seven seasons with Green Bay and played in at least 13 games six of those years while the team went 71-40-1 and made three conference title games.

He brings all that positive experience and something else just as valuable to an offensive line that plays a critical role in Herbert's development.

"When we get up to the line of scrimmage, my job, my most important job, is to get everybody on the same page ... being able to communicate with everybody on the O-line and the quarterback as well," Linsley said. "Communication is key."

"I can reach guys in pass block or whatever, but it doesn't mean anything if everybody isn't on the same page and we're all going different directions. That's the biggest thing on my plate that I've got to take care of."

Last season, Herbert played well enough to be chosen as the NFL's best offensive rookie and did so behind a line so poor that general manager Tom Telesco is now working to change 80% of it.

If a rebuilt front anchored by Linsley can give Herbert more time and help, who knows how high Herbert's ceiling might extend? Aiding him at the line of scrimmage pre-snap is the first step in protecting him.

Linsley, who turns 30 in July, said Packers quarterback Aaron Rodgers helped him understand the importance of identifying defenses quickly and communicating the proper calls.

"That's something that I've taken pride in," he said. "I felt like we had a really good thing going in Green Bay that we kind of built. It takes everybody."

Linsley was a fifth-round draft pick out of Ohio State in 2014 but emerged rapidly, starting in his NFL debut and never relinquishing the job. So he knows about learning under fire, something Herbert perfected in 2020.

Easing Linsley's transition to a new offense is the fact his old offense was quite similar. In discussions with Chargers right tackle Bryan Bulaga, another former Packer, Linsley said his understanding is matters won't be vastly different for him.

"It seems like they're coaching the same stuff," he said. "You know, coming off the ball, an emphasis on the run game, playing physical and tough. That's all the stuff that we talked about in Green Bay. ... That definitely drew me to here."

So did Bulaga, Linsley explaining that he was sold on the Chargers by Bulaga's assessment of the new coaching staff headed by Brandon Staley.

"There are a lot of outside factors and benefits coming here," Linsley said. "But I wouldn't have decided to come here if it wasn't for the great things that Bryan said. The vibe that he got from the coaching staff, everything he said. It meant a lot to me."

Bulaga probably will be the only returning starter up front as he attempts to bounce back from a season full of injuries and disappointment. Bulaga played only 38% of the Chargers' offensive snaps a year ago. That's the second-lowest total of his career, above only a 2017 season in which he missed 11 games.

Along with Linsley, the Chargers also signed former Pittsburgh lineman Matt Feiler in free agency. Feiler will play guard, although Friday he said he hasn't been told which side.

Feiler also has played tackle, and the versatility can only help the Chargers coming off a season in which the right side of their offensive line had to be continually shuffled because of injuries.

So the Chargers still need a left tackle and another guard, with plenty of offseason and salary cap space still to find answers.

They most certainly believe they have their center, signing Linsley to a five-year deal that guarantees him \$26 million and is worth up to \$62.5 million.

"It really doesn't mean anything unless I perform to that level," he said. "I'm excited and thankful that the Chargers thought enough of me to offer me that contract. ... I owe them."

New Charger Linsley looking to prove contract is worth it

*By Joe Reedy
Associated Press
March 17, 2021*

COSTA MESA, Calif. (AP) — Corey Linsley is the NFL's highest-paid center after signing with the Los Angeles Chargers, but he realizes that means added pressure when training camp begins later this year.

"It feels good but it really doesn't mean anything unless I perform to that level," Linsley said. "I was telling my wife when it was starting to ramp up, we were talking about teams that needed centers and I said, 'Look, we're going to a place that fits. This is a job. I'll be at the beach sometimes, but I got to live up to the contract that the team will give me. It's a job first and foremost.'"

Linsley, whose five-year contract averages \$12.5 million per season, and guard Matt Feiler were introduced as members of the Chargers on Friday. Both arrived in Southern California on Thursday and began meeting with coaches.

Both players are hoping to improve a Chargers offensive line that struggled last season, but Linsley will be looked upon to be the leader. The All-Pro spent seven seasons with Green Bay after being drafted in the fifth round in 2014 and has 99 regular-season and 11 postseason starts.

His other main job will be to keep the pocket clean for Justin Herbert, which didn't happen last season. Herbert was the Offensive Rookie of the Year, but was one of the most pressured quarterbacks in the league last season. Linsley allowed a league-low four pressures last season among centers who played 13 or more games, while LA's Dan Feeney was tied for the most at 33.

Linsley is also solid in the run game with only four blown blocks in 286 plays, but none resulting in lost yards. By comparison, Feeney had 16 blown blocks in 433 rushing snaps with a league-high 10 being plays that were stopped behind the line of scrimmage.

Currently, right tackle Bryan Bulaga is the only starter on the line likely to be back. With that status of offseason programs undetermined, Linsley knows there might not be a lot of time to build consistency.

"At the end of the day we got to get reps, we all gotta get on the same page, we got to learn how to communicate effectively in the room, not only on the field," he said. "That's going to take time, and we're gonna have to put in the work."

Linsley and Bulaga played together for five seasons in Green Bay, so that familiarity will be a plus. Linsley said Bulaga made a nice recruiting pitch to get him to come to Southern California, but that he hasn't had a chance to catch up with Herbert yet.

Feiler started at right tackle and left guard over the past three years with the Pittsburgh Steelers. He is likely to line up at left guard, where he started 13 games last season. The Steelers allowed only 70 regular-season sacks over the past three seasons, the fewest in the league.

Feiler said the coaching staff has told him he will line up at guard, but haven't specified which side. Right guard Trai Turner was released while left guard Forrest Lamp is a free agent.

"It was a little choppy at first. Switching your stance up to the other side, it's a little bit different," said Feiler of transitioning from tackle to guard. "I've played left guard before, so it was kind of like riding a bike. Just had to shake the rust off and get back into it."

ASANTE SAMUEL JR.

Asante Samuel Jr. has trouble learning from one former NFL player — his dad

*By Jeff Miller
Los Angeles Times
September 10, 2021*

They share so much. Both defensive backs, both 5 foot 10, both known as playmakers.

These two even share their name, Asante Samuel — Sr. and Jr.

But there is one thing neither is particularly comfortable sharing with the other:

Himself.

When the Chargers drafted Samuel Jr. in the second round in April, the convenient assumption was that father helped make son, that two players so similar in style, so alike in technique just had to be close.

Turns out, that assumption was too convenient.

"People say, 'Oh, he's the son of Asante Samuel, so of course,'" Samuel Jr. said. "That's kind of giving to his legacy and taking away from mine.... For some people, it's like I'm trying to live off his name."

Said Samuel Sr.: "It's unfortunate that he still thinks that way. He's making it difficult. He's going to drive himself crazy. He should embrace it."

These two do have a relationship, one Samuel Jr. characterized as "far-distance." In separate interviews, they expressed love for each other.

But they haven't spoken in months, each saying the other struggles to communicate.

Samuel Jr. is about to begin his NFL career, Sunday when the Chargers visit Washington. Samuel Sr. played 11 years in the league, intercepting 51 passes and making four Pro Bowls.

He said he has no plans right now to attend any Chargers games.

"I don't know if he wants me there or not," Samuel Sr. said. "It seems like he doesn't want me there because of the energy he puts out."

The Chargers have 11 players who use a name suffix. There's one II and two IIIs. Samuel is one of eight who use Jr.

Not one of the others, however, is named after a man some observers argue belongs in the Pro Football Hall of Fame, a father who made cornerback the family business and passed the trade down to his only son.

Now 40, Samuel Sr. was 18 when he and his girlfriend at the time, Candice Doe, had their lone child together. They nicknamed the boy A.J.

The couple didn't stay together and both have since established families with other partners.

When A.J. was a child, Samuel Sr.'s mother, Christine, helped raise him. In fact, she was the one who started him playing football, a decision made possible only after a bold audible.

"Granny Chris" changed A.J.'s birth certificate when he was 4, instead making him two years older and eligible to enroll in a Pee-Wee league at a park near their Florida home. This is something else the Samuels share, since Granny Chris did the same thing years earlier for Samuel Sr.

"That time's over, so I guess we can't get in trouble no more," Samuel Sr. said, laughing. "She would white it out, retype it and then make a copy. I watched her do it. That thing was amazing. It looked so real."

Samuel Jr. laughed at the memory too, recalling how convincingly overmatched he was on his very first football field.

"I used to cry every time I'd go out there," he said. "But then when we started hitting, I'd get happy. That's what they've told me."

Samuel Jr. said his grandma was "like my second mom." He said she taught him to be kind to everyone and thankful for each day. Remembering her contributions, he said she "put spiritual things in me."

While Samuel Jr. was attending St. Thomas Aquinas High in Fort Lauderdale, Granny Chris died. She meant so much to Samuel Jr. that, a few years later, he delayed submitting his letter of intent with Florida State to honor her by signing on the anniversary of her death.

"She was the holding piece to the family," Samuel Jr. said. "It was hard for everybody who was close to her."

This is about the time, Samuel Sr. explained, that he and his son seemed to start drifting even further apart. He said he can recall Samuel Jr. telling him to not attend St. Thomas Aquinas' football games.

They already had a strained relationship going back to when, as a child, Samuel Jr. refused to agree with everything his father said.

"He has a lot of 'yes' men around him," Samuel Jr. said. "I was the only one who would say like, 'Oh, you could have done better.' He'd get mad at me for that. I think he pushed me away a little bit because of that."

A telling incident came in 2010, when Samuel Sr. and the Philadelphia Eagles played Minnesota. On a pass down the sideline, Samuel Sr. was defending Sidney Rice and the two went up for the ball. Rice made the catch but landed out of bounds. Afterward, Samuel Sr. recalled, that was the play his son mentioned before any others.

"It was like, 'What are you talking about? That didn't even count,'" he said. "The point is, I'm still waiting for some positivity from my child."

Samuel Jr. said he doesn't remember being a critic of his father, only someone who wouldn't always agree with him.

"You can ask anybody on this team," he said. "When they ask me about my dad, I tell them good things. I don't have no problems with him. I'm not sure why he makes it seem like I have a problem with him."

There is confusion between father and son, to be certain. Both contend the real issue is with the other. During training camp, Samuel Jr. noted that his father hadn't visited. Samuel Sr. said he can recall showing up for his son's events in the past and receiving strange looks. Their differences have seeped into social media, the blocking and unfollowing happening among members of the extended family.

There is consensus that the disconnection doesn't seem to be improving, Samuel Jr. admitting, "We both could have done better."

On Sunday, he will trot onto an NFL field for the first time in the regular season. The Chargers have expectations for the player they selected 47th overall.

There also will be expectations based on the name on the back of No. 26's jersey — "Samuel Jr.," those final two letters the heaviest of all.

"It's kind of disrespect to my hard work that I've put in," Samuel Jr. said. "People try to take that away from me just because my dad was in the NFL. But my dad's not out here with me every day practicing and making plays. My dad's not out here lifting weights, running. I did a lot on my own and with other people."

Samuel Jr. said he has heard the narrative for years, from "my peers, reporters, everybody." He wouldn't have become a high school star, wouldn't have made it to Florida State without his name.

But during the height of quarantine last year, when so much was about isolation, they came together. They worked out at a field in Florida, sometimes climbing over a locked gate to do so.

Samuel Sr. said the sessions happened every day for at least a month; Samuel Jr. said they were much less frequent than that.

But they did agree on what happened one morning when they were focusing on Samuel Jr.'s speed, running extended sprints. At one point, Samuel Jr. fell to his knees and became sick.

"He's looking at me in disbelief," Samuel Sr. said. "He can't believe this is happening to him. He's like, 'Dad, if you did this with any of my teammates at Florida State, they would be throwing up just like me right now.'"

Samuel Jr. initially balked at the story until admitting it was true, saying, "OK, I'll give him that one." He also was reluctant to talk about his father at first. Unlike Samuel Sr., he prefers to remain quiet, reserved.

Samuel Sr. will talk about pretty much anything, and he'll talk plenty about A.J.

"Will I go to a game this year?" he said. "I don't know. What am I supposed to do, just pop up? If he invites me, I'll be there. My son knows I'll be there anywhere, anyhow if any problem occurs or he needs me."

A "far-distance" relationship, indeed. And yet, Samuel Jr. is willing to offer words that suggest little distance at all.

"That's my dad," he said. "You only get one dad. I love him to death."

RASHAWN SLATER

Chargers rookie Rashawn Slater's football love affair: 'The sacrifices only made it grow fonder'

By Daniel Popper
The Athletic
August 2, 2021

Reggie Slater wanted his two oldest sons to love basketball the way he did.

He had devoted his life to the game, going from undersized and undrafted to an eight-year NBA veteran. He played all over the world: Spain, Turkey, Italy. He had even spent two seasons playing in the now-defunct Continental Basketball League. He loved the game, and it loved him back. This was his calling, his passion. And he was determined to pass it on to his oldest sons R.J. and Rashawn.

The boys, though, gravitated to the gridiron. There was mystery in football. Reggie had never played. Kids needed their parents to sign a permission slip to start football when Reggie was growing up in the '80s, and his mom refused. "She thought I was going to get broke up too easy," Reggie recalls. So she directed him to the gym.

R.J. and Rashawn's conscious minds were made up. They loved football. Still, Reggie was undeterred. He decided to try and coax their subconscious minds instead.

Late at night, after R.J. and Rashawn had gone to bed, Reggie would check on his sons. He quietly opened the door to the bedroom and made sure they were still sleeping. Then he tiptoed his 6-foot-7 basketball frame across the floor, leaned his head down and whispered "basketball" in their ears.

"It never worked," Reggie said, laughing.

R.J., two years older than Rashawn, led the way, as big brothers do. Football was different. It was his own path. And he loved the physicality football offered. Rashawn felt the same pull. "Sibling admiration," Reggie says.

In the Slaters' hometown of Sugar Land, Texas, a new sports love affair was blossoming — foreign for Reggie, but undeniably magnetic for R.J. and Rashawn.

On paper, Rashawn Slater was destined for the basketball court. He had all the resources a kid could ask for — namely, the right athletic genes and an experienced father who was a willing and avid teacher.

But the heart is a fickle beast. Quick feet, natural strength and a 6-foot-5 build can be passed down from father to son. But desires? Those are generated and cultivated by the individual.

Rashawn desired, craved to be on the football field, to achieve greatness there.

And thus started his journey to the Los Angeles Chargers.

Rashawn entered into that unknown, onto that blank page, and willed himself to this point — to the highest levels of the sport he loves — through determination, through 6 a.m. wakeup calls at 15 years old, through three-hour workouts in the Houston summer sun, through late-night film sessions.

“He just had a drive at a very young age,” R.J. said. “He knew what he wanted, and he was going to work for it despite what anybody says.”

Rashawn Slater’s athletic career started with a wide array of activities. Soccer. Baseball. Yes, basketball. Even taekwondo.

Reggie owned a gym in the Houston area. One section of the gym was a martial arts studio, and Rashawn took lessons there starting in middle school. He also competed. More like dominated.

“He was in matches and people were trying to bow out because he was a big kid and he was knocking the shit out of everybody,” Reggie said. “People didn’t even want to fight against him, man.”

No weight classes in sixth grade.

“He kicked the guy and it was something out of a Marvel movie,” Reggie said. “He’d get up, whoop somebody’s ass, and then sit down for two or three hours. The matches weren’t long. I can tell you that.”

On Saturdays, Reggie would beckon R.J. and Rashawn to the family’s outdoor basketball hoop. In the driveway, Reggie would run his sons through drills — dribbling with both hands, layups, footwork, mid-range jumpers.

When they were done, R.J. and Rashawn would scamper inside to the couch and turn on college football.

Reggie might not have been able to foster a love of basketball. But there was still plenty to impart. So Reggie would sit down beside his sons and tell stories from his career and life — not necessarily to draw them back to basketball, but to instill his pillars and values: work ethic, professionalism, drive, determination, focus, loyalty.

These stories and discussions were filled with pet idioms. Writers are taught to avoid cliches. Reggie basked in them, lived by them, parented by them. Sometimes, cliches are cliches for a reason.

“He’s just always been in our ear,” Rashawn said. “We didn’t know it at the time, but all that stuff he was telling us, it was kind of shaping us under our skin.”

The people that do well are the people that do what others aren’t willing to do.

Talk is cheap. Actions are way louder.

You can sit and point fingers, or you can just get better.

Control the situation; don’t let the situation control you.

Enjoy what you can enjoy while you can, but once the job’s at hand, it’s time to go to work.

These are the lessons Reggie learned in his playing days, from veterans such as Buck Williams, Kevin Willis and Charles Oakley.

Reggie would field calls from former teammates while in the car. They would reminisce and cycle through what-ifs from their careers. Rashawn would be in the passenger seat, listening intently, internalizing these valuable nuggets.

“Here’s the recipe,” Reggie said. “It’s up to you to put it all together.”

That recipe applies to football, just as it applies to basketball.

That is because it applies to life.

“As we worked, we saw it happen,” R.J. said. “It just became real and it became what we did.”

These idioms were the street lamps illuminating Rashawn’s path.

The boys both attended Clements High School in Sugar Land, their local public school. Clements played in the fierce and competitive Fort Bend district, part of the top flight of Texas high school football reserved for the largest schools. Clements was the district punching bag. They went 3-27 in Rashawn’s four seasons.

Rashawn had opportunities to play for private schools.

But he refused. Don’t point fingers. Get better.

Still, garnering recruiting recognition was like hiking through mud. R.J. was a quality high school football player and had interest from Ivy League schools. He ultimately decided to enroll and play at the Air Force Academy.

Rashawn watched his brother’s recruiting process and had an epiphany. He needed to get better — much better — if he wanted to reach his goal of playing at a high-profile Division I program.

“It definitely helped Rashawn,” R.J. said, “because he kind of realized some of my shortfalls.”

“In Rashawn’s eye, if his brother was that good, and he wasn’t highly recruited, what is it that I need to do?” Reggie said.

Reggie owned that gym, Slater’s Sports Zone in Fort Bend, Texas. And there, local trainer Alonzo Ford was renting out space to work with Houston high school athletes. Ford worked in tandem with Antoine Murphy, a former Baylor offensive lineman and NFL camp body who specializes in offensive and defensive line development.

One day, Ford saw Rashawn playing basketball with his dad. He was big — very big — and light on his feet.

Ford approached Reggie in the parking lot.

“Man, you got to bring your son to me,” he remembered saying.

“He saw a prime specimen ready to be molded,” Reggie said.

Then the work began.

Ford headed the strength and conditioning. Murphy oversaw the football-specific training.

Together, they helped Rashawn groom into a Division I prospect.

Murphy, in particular, was essential in teaching Rashawn the details of the position that laid the groundwork for the pinpoint and polished technique that made him a first-round pick.

“At an early point, I realized that you put yourself ahead by the way you work, but you also put yourself ahead by the way you execute technique,” Rashawn said. “Everyone is strong, everyone is fast. But do you have great technique? That’s when it started to build.”

Ford pushed Rashawn physically, concocting exercises and workouts to test his pupil’s genetic gifts. He put 500 pounds on the workout sled. He had Rashawn put one leg in a suspended loop and then jump with the other leg onto a 24-inch box.

“It’s fun training those type of athletes where you don’t really have a limit,” Ford said.

Murphy remembers meeting Rashawn for the first time.

“Big glasses,” he said. “So he looked kind of like a Poindexter kind of guy.”

But then Murphy saw him move.

“He could run like the wind and he could run all day,” Murphy said.

The glasses were misleading. Rashawn can come across as quiet and unassuming. He even says that during the pre-draft process, teams accused him of being “too nice.”

Rashawn’s response? “You’ve never watched the film.”

“I kind of have the ability to flip a switch like that,” he said.

Murphy saw it firsthand during those years of training. If Rashawn was getting ready to “lock in,” he would take off his glasses and hand them to Murphy.

“That’s how he gets if you beat him or if you do something that he feels like got a little dirty on him,” Murphy said. “When he hands you those glasses and he’s sweating profusely, that’s when you know, uh oh, it’s on now.”

“He’d go Clark Kent on them boys,” R.J. said.

Rashawn lived in the trenches as a high school player. He played every snap of the game as an offensive and defensive lineman. He had 10 sacks as a senior defensive end, earning All-District honors for offensive and defensive line.

Rashawn trained at both spots with Murphy.

“He would just beat guys,” Murphy said. “I had guys that were getting recruited by every school in America, and he would just beat them consistently and beat them easily and kind of put their mindset in the dumps. He would just do it easily, run back to me just laughing. ‘Ha, ha, ha.’ Just giggling.

“He’s approachable. He’s well-spoken. He’s sweet,” Murphy said. “But I’m telling you, if you make him mad, or when it’s time to turn the lights on and he’s focused, he turns into the Hulk.”

Ford and Murphy trained a group of local high school players, including Will Farrar and Dakota Crawford, two offensive linemen at Travis High School, and Dennis Osagiede, a defensive lineman at Ridge Point. All three went on to play college football.

The group saw Rashawn flipping that switch every day.

"If you look at him, yeah, he's a big guy," Osagiede said. "But his demeanor isn't like, oh, he's a fucking crusher. Nah. You just got to get in that ring with him. Ya feel me? You got to get on that field with him, and then you'll see."

"That dude is a whole different animal when you piss him off," Crawford said.

The weeks during the football season were long and arduous. On top of his high school responsibilities, Rashawn was spending four days a week either training or studying with Ford and Murphy.

"That's all I've known him as — a hard-working silent assassin," Ford said.

Murphy developed Rashawn's hand placement and usage by working him out on a boxing heavy bag. He regularly would go over to the family's house to watch film with Rashawn upstairs. There, his football IQ took center stage.

"He's a scholar," Murphy said. "He doesn't want to be surprised during the game."

This eventually led Rashawn to create an idiom of his own.

"He says he feels most confident when he's most prepared," Reggie said. "I've heard him say that. I'm like, 'Damn, that's a great quote! I wish I had told you guys that.'"

The sessions with Ford and Murphy went year-round, including three times a week in the spring. Miles and miles of running, followed by footwork in the sand volleyball courts at the local park.

Inside, timed sprints on the basketball courts. Speed, conditioning, agility and technique work.

Osagiede, Farrar and Crawford became numb to Rashawn's superhuman workout feats.

"He is so explosive, it's ridiculous," Crawford said.

The summer Houston heat was stifling. And Rashawn, well ...

"That dude is the sweatiest person I've ever seen," Crawford said.

"I'd come home, and he had his laundry hamper that was filled with soaking wet, sweaty clothes, because sometimes he'd work out twice a day," Reggie said. "I knew that they were doing something positive there."

Murphy would bring film cutups of NFL offensive linemen — Tyron Smith, Jason Peters, Andrew Whitworth — and watch with his players before and after their training sessions.

"I can remember waking up early on Saturdays at 6 a.m. and it would be me, Rashawn, Coach Ford and Coach Murphy just working," Farrar said.

The workouts were ultra-competitive.

"When we went through one-on-ones, I knew I had to come with my shit if I wanted to win the rep or even like faze him," Osagiede said.

Osagiede trained with Rashawn for three years.

"I can count on my hand how many times I beat him in reps," he said.

Fueling all this was Rashawn's inquisitive mind and unquenchable thirst for greatness.

"He took care of business at a young age," Ford said.

Reggie remembers when a Northwestern recruiter came to the house to visit with Rashawn.

Typically those visits are simply sales pitches. Not with Rashawn.

"They were going over techniques," Reggie said. "They went into the living room and moved some furniture and started talking about how do I become a better, more skilled NCAA player. It was very unusual. I'm sitting there eating brisket and biscuits. And these guys are in stances, talking about pad level."

Once Rashawn committed to Northwestern, he "never wavered," according to Murphy. After his standout senior season on both sides of the ball, bigger programs came calling. But they stood no chance.

"He made his mind up and gave his word," Murphy said. "It's over."

There, the foundation that Murphy and Ford laid allowed Rashawn to blossom. He started for three years, first at right tackle and then at left tackle, before opting out of the 2020 season. He spent the fall working in Dallas with offensive line coach Duke Manyweather to prepare for the draft.

Rashawn never forgot the programs that passed on him.

"I've been an underdog my whole life," Rashawn said. "It's not leaving, because that's just part of who I am now."

His commitment only strengthened in college. The Slaters — including Reggie's wife, Katie, the couple's daughter Aliyah and youngest son Rylan — went on a cruise after Rashawn had finished his freshman season and started 12 games at right tackle.

The family lounged in pool chairs, sipped on piña coladas and ate at the buffet. Relaxed. But there was often one seat left empty.

Off on the cruise deck, not far away, Rashawn was doing pass protection sets.

Cruise-goers, including his own family members, looked on, befuddled and bewildered.

"Obviously, he got made fun of," R.J. said. "The pass pro set looks kind of goofy sometimes. But that man did not shy away from busting it out anywhere, because he was going to hone his craft regardless of where he was. If it was a vacation or not, he was going to get better."

This was deeper than early wake-up calls or exhausting workouts. This was a lifestyle, a love affair.

A calling.

"That extra level that a lot of people don't get to," R.J. said.

Moments after the Chargers selected Rashawn with the 13th pick in April's draft, the baby-faced offensive tackle was asked on the ESPN broadcast for his message to his new quarterback Justin Herbert.

"I got your back," replied Rashawn, the franchise's new cornerstone left tackle.

For most, this was merely a generic stock answer. Player-speak. A cliché.

But, to the Slaters, clichés are clichés for a reason. They are not throwaway sayings. They are defining, essential principles.

They are how you create your own destiny.

Ford was watching the draft from a barbershop while his son got a haircut.

"That put chills through my body," Ford said, "because he's been a man of his word for so long. ... I hope this quarterback understands he means that. No one is going to touch that guy. I'm putting my life on the line for this one."

Basketball is in Rashawn's blood. Football is in his heart.

A different game. A familiar devotion.

"He still has a love for the game that I feel like a lot of people lose once you get to the level of sacrifice he's taken," R.J. said. "But I feel like the sacrifices only made it grow fonder for him."

JERRY TILLERY

It's gotta be the socks? How Chargers' Jerry Tillery is setting himself apart

By Shelley Smith
ESPN.com
August 19, 2021

INGLEWOOD, Calif. -- At 6-foot-6, 295 pounds, Los Angeles Chargers defensive end Jerry Tillery can be difficult to find on a football field, especially one filled with 80 players, many of whom are similar in size.

But shift your gaze down to the feet. And you spot him right away, even from the length of a football field. The red and white striped socks give him away every time.

"Something new, something fresh," he says after practice. "I wear them every day."

The socks are just one way Tillery sets himself apart. They're just the most obvious.

He's a voracious reader and is curious about their world, having made trips to Japan, Dublin and South Africa while he was honing his craft at Notre Dame. He ended being selected No. 28 overall in the 2019 draft.

He's big and strong (not to mention fashionable) and has yet to reach his potential. The Chargers expect that to happen this year and in first-year coach Brandon Staley's defensive schemes.

"The new staff (and defense) was like a breath of fresh air into my game," he said. "I love it. It's tailor made for me to make to make a lot of plays."

Teammates say they've seen a difference in Tillery, too.

"This year, Jerry, I think he's taken it to another level to be an elite rusher," fellow defensive lineman Linval Joseph said. "He's been asking questions. He's been in the weight room. He hasn't been complaining. He's the first in the locker room. He's been doing the things that you have to do to be great."

Tillery has five sacks and 47 combined tackles in 31 career games. He was second to Joey Bosa with 14 quarterback hits last season, a sizable uptick from the three he had as a rookie in 2019.

"We feel like (Tillery) has got a chance to be a complete player," Staley said. "This guy's a lot more tough, physical and rugged in the run game than I was expecting."

Tillery spent the summer training on Oahu, except for a quick jaunt to Eugene, Oregon, for Justin Herbert's charity golf tournament. "When Herbie calls, you answer," he explained, "the whole team does."

"He doesn't even know how good he is," Tillery said of Herbert. "And he's even a better guy."

Tillery's Oahu workouts were tough and sweat-filled, as you might expect.

"I worked on my feet, my ankles, anything to help me play faster," he said. "And increase my fitness to play faster."

He said Staley's "health first" approach has been refreshing and helpful to everyone who's had even a minor injury, noting they had several major ones before camp broke last season.

Tillery says he will still have his hand in the dirt like a typical defensive lineman, but there are plays he will be standing up under Staley's system, designed to keep the offense guessing.

And he says his Hawaiian workouts have put him in "my best shape ever." He's also promised to cut down on penalties after accruing eight for 59 yards in 2020.

"The team expects a lot from me, and I have high expectations for myself," he said. "Coach Staley has definitely brought a different approach, a new staff, a new lease on football."