



DENVER BRONCOS

WEEKLY RELEASE PACKET

WEEK 16



DENVER BRONCOS (9-5)
at
LOS ANGELES CHARGERS (8-6)

THUR, DEC. 19, 2024
SOFI STADIUM
5:15 P.M. PST - INGLEWOOD, CALIF.

*3 World Championships | 8 Super Bowls | 10 AFC Title Games
15 AFC West Titles | 22 Playoff Berths | 29 Winning Seasons*



DENVER BRONCOS WEEKLY RELEASE

3 World Championships • 8 Super Bowls • 10 AFC Title Games • 15 AFC West Titles • 22 Playoff Berths • 29 Winning Seasons

REGULAR SEASON WEEK 16

Denver Broncos (9-5) at Los Angeles Chargers (8-6)

Date: Thursday, Dec. 19, 2024
Time: 5:15 p.m. PST
Stadium: SoFi Stadium
Location: Inglewood, Calif.

BROADCAST INFORMATION

TELEVISION



Play-by-Play: Al Michaels
Analyst: Kirk Herbstreit
Sideline: Kaylee Hartung

NATIONAL RADIO



Play-by-Play: John Sadak
Analyst: Ross Tucker

LOCAL RADIO



Play-by-Play: Dave Logan
Analyst: Rick Lewis
Sideline: Susie Wargin

MATCHUP PREVIEW

Winning their previous four games and clinching their first winning season since 2016, the **Denver Broncos (9-5)** travel west for an AFC West matchup against the **Los Angeles Chargers (8-6)** on *Thursday Night Football* at 5:15 p.m. PST. Denver looks to reach the 10-win mark for the first time since 2015 with a victory on Thursday.



The Broncos have won 7 of their last 11 matchups against the Chargers, including a 24-7 win against Los Angeles in the teams' last matchup at SoFi Stadium.

2024 DENVER BRONCOS SCHEDULE

PRESEASON (3-0)

| Wk. | Day | Date | Opponent | Site | Time/Result | TV/Rec. |
|-----|------|---------|-----------------|----------------------------|-------------|---------|
| 1 | Sun. | Aug. 11 | at Indianapolis | Lucas Oil Stadium | W, 34-30 | 1-0 |
| 2 | Sun. | Aug. 18 | GREEN BAY | Empower Field at Mile High | W, 27-2 | 2-0 |
| 3 | Sun. | Aug. 25 | ARIZONA | Empower Field at Mile High | W, 38-12 | 3-0 |

REGULAR SEASON (9-5)

| Wk. | Day | Date | Opponent | Site | Time/Result | TV/Rec. |
|-----|-----------|------------|------------------|---------------------------------|---------------|---------|
| 1 | Sun. | Sept. 8 | at Seattle | Lumen Field | L, 20-26 | 0-1 |
| 2 | Sun. | Sept. 15 | PITTSBURGH | Empower Field at Mile High | L, 6-13 | 0-2 |
| 3 | Sun. | Sept. 22 | at Tampa Bay | Raymond James Stadium | W, 26-7 | 1-2 |
| 4 | Sun. | Sept. 29 | at N.Y. Jets | MetLife Stadium | W, 10-9 | 2-2 |
| 5 | Sun. | Oct. 6 | LAS VEGAS | Empower Field at Mile High | W, 34-18 | 3-2 |
| 6 | Sun. | Oct. 13 | L.A. CHARGERS | Empower Field at Mile High | L, 16-23 | 3-3 |
| 7 | Thurs. | Oct. 17 | at New Orleans | Caesars Superdome | W, 33-10 | 4-3 |
| 8 | Sun. | Oct. 27 | CAROLINA | Empower Field at Mile High | W, 28-14 | 5-3 |
| 9 | Sun. | Nov. 3 | at Baltimore | M&T Bank Stadium | L, 10-41 | 5-4 |
| 10 | Sun. | Nov. 10 | at Kansas City | GEHA Field at Arrowhead Stadium | L, 14-16 | 5-5 |
| 11 | Sun. | Nov. 17 | ATLANTA | Empower Field at Mile High | W, 38-6 | 6-5 |
| 12 | Sun. | Nov. 24 | at Las Vegas | Allegiant Stadium | W, 29-19 | 7-5 |
| 13 | Mon. | Dec. 2 | CLEVELAND | Empower Field at Mile High | W, 41-32 | 8-5 |
| 14 | | | BYE | | | |
| 15 | Sun. | Dec. 15 | INDIANAPOLIS | Empower Field at Mile High | W, 31-13 | 9-5 |
| 16 | Thur. | Dec. 19 | at L.A. Chargers | SoFi Stadium | 5:15 p.m. PST | Prime |
| 17 | Sat./Sun. | Dec. 28/29 | at Cincinnati | Paycor Stadium | TBD | TBD |
| 18 | Sat./Sun. | Jan. 4/5 | KANSAS CITY | Empower Field at Mile High | TBD | TBD |

QUICK HITS

Linebacker **Randy Gradishar** became the fourth defensive player in team history who spent at least four seasons with the team to be enshrined into the Pro Football Hall of Fame in 2024. **See Page 7**

Head Coach **Sean Payton** is tied for the fourth-most regular-season wins (169) among all active NFL head coaches. **See Page 10**

Quarterback **Bo Nix** has recorded the fifth-most passing touchdowns (19) in the NFL since Week 5. **See Page 12**

Wide receiver **Courtland Sutton** has caught 364 passes in his career, which is the ninth most in team history. **See Page 15**

Tackles **Garett Bolles** (4.7%) and **Mike McGlinchey** (6.2%) both rank in the Top-5 among NFL tackles in QB pressure percentage allowed. **See Page 16**

Denver's defense has recorded 49 sacks this season, which is the most in the NFL and the most by the club through 14 games since 1970 (50). **See Page 17**

Cornerback **Pat Surtain II** became the first player in team history to record 10+ passes defended in each of his first four seasons after breaking up two passes in Week 15 against the Colts. **See Page 20**

Outside linebacker **Nik Bonitto** became the first linebacker in NFL history to record 50+ yard touchdowns in back-to-back games after his 50-yard fumble recovery in Week 15. **See Page 23**

Wide receiver **Marvin Mims Jr.** has averaged 16.0 yards per punt return in his career, which is the highest mark in team history. **See Page 24**

BRONCOS PUBLIC RELATIONS STAFF

Patrick Smyth - Chief Communications Officer • Erich Schubert - Vice President of Communications & Content • Megan Boyle - Sr. Manager of Strategic Communications
Tyler Gorse - Sr. Coordinator of Football Communications • Emma Levine - Communications Assistant



DENVER BRONCOS WEEKLY RELEASE

BRONCOS/CHARGERS TEAM COMPARISON



9-5

NFL Top 10
NFL Bottom 10



8-6

GENERAL

| | | |
|--------------|------------------------------|--------------|
| 5 (T-9th) | TURNOVER MARGIN (RK) | 11 (4th) |
| 29:14 (23rd) | TIME OF POSSESSION AVG. (RK) | 29:35 (19th) |

OFFENSE

| | | |
|---------------|-------------------------|----------------|
| 311.1 (22nd) | NET YARDS PER GAME (RK) | 302.1 (27th) |
| 5.06 (23rd) | YARDS PER PLAY (RK) | 5.24 (18th) |
| 24.0 (T-10th) | POINTS PER GAME (RK) | 21.0 (21st) |
| 108.4 (20th) | NET RUSHING YPG (RK) | 105.8 (T-22nd) |
| 202.7 (23rd) | NET PASSING YPG (RK) | 196.4 (25th) |
| 11 (T-19th) | HAD INTERCEPTED (RK) | 2 (1st) |
| 7 (T-14th) | FUMBLES LOST (RK) | 6 (T-10th) |
| 18 (T-17th) | GIVEAWAYS (RK) | 8 (2nd) |
| 20 (3rd) | SACKS ALLOWED (RK) | 41 (T-23rd) |
| 37.7% (16th) | THIRD DOWN PCT. (RK) | 37.1% (21st) |
| 58.7% (9th) | RED ZONE PCT. (RK) | 55.6% (16th) |

DEFENSE

| | | |
|----------------|-------------------------|--------------|
| 315.3 (8th) | NET YARDS PER GAME (RK) | 336.7 (14th) |
| 4.82 (2nd) | YARDS PER PLAY (RK) | 5.37 (13th) |
| 17.6 (T-1st) | POINTS PER GAME (RK) | 17.6 (T-1st) |
| 98.6 (5th) | NET RUSHING YPG (RK) | 125.1 (19th) |
| 216.7 (T-15th) | NET PASSING YPG (RK) | 211.6 (9th) |
| 14 (T-4th) | INTERCEPTIONS (RK) | 14 (T-4th) |
| 9 (T-6th) | FUMBLE RECOVERIES (RK) | 5 (T-23rd) |
| 23 (6th) | TAKEAWAYS (RK) | 19 (T-11th) |
| 49 (1st) | SACKS (RK) | 40 (T-6th) |
| 37.6% (11th) | THIRD DOWN PCT. (RK) | 37.0% (12th) |
| 42.1% (2nd) | RED ZONE PCT. (RK) | 40.0% (1st) |

SPECIAL TEAMS

| | | |
|-------------|----------------------------------|-------------|
| 47.2 (18th) | GROSS PUNTING AVG. (RK) | 46.9 (21st) |
| 42.3 (15th) | NET PUNTING AVG. (RK) | 41.9 (17th) |
| 15.7 (1st) | PUNT RETURN AVG. (RK) | 12.8 (5th) |
| 8.7 (15th) | PUNT RETURN AVG. AGAINST (RK) | 9.4 (18th) |
| 28.1 (13th) | KICKOFF RETURN AVG. (RK) | 28.2 (12th) |
| 26.1 (9th) | KICKOFF RETURN AVG. AGAINST (RK) | 28.9 (26th) |
| 90% (7th) | FIELD GOAL PCT. (RK) | 93.5% (2nd) |

PENALTIES

| | | |
|-------------|------------------------------|-------------|
| 89 (T-19th) | PENALTIES COMMITTED | 81 (10th) |
| 93 (T-12th) | OPPONENT PENALTIES COMMITTED | 84 (T-22nd) |

BRONCOS/CHARGERS IND. COMPARISON



PASSING YARDS

| | | | |
|------------------|-------|--------------------|-------|
| Nix | 2,972 | Herbert | 2,959 |
| Sutton | 30 | Heinicke | 28 |
| Dixon | 3 | Scott | 3 |

RUSHING YARDS

| | | | |
|----------------------|-----|-------------------|-----|
| Williams | 461 | Dobbins | 766 |
| McLaughlin | 388 | Edwards | 297 |
| Nix | 327 | Herbert | 224 |

RECEIVING YARDS

| | | | |
|------------------|-----|--------------------|-----|
| Sutton | 878 | McConkey | 873 |
| Vele | 377 | Palmer | 502 |
| Mims Jr. | 287 | Johnston | 459 |

POINTS SCORED

| | | | |
|------------------|-----|----------------------------|-----|
| Lutz | 116 | Dicker | 112 |
| Sutton | 36 | Dobbins/Johnston | 48 |
| Nix | 30 | McConkey | 30 |

INTERCEPTIONS

| | | | |
|----------------------------|---|-------------------------|---|
| Surtain | 4 | Still | 4 |
| Jones | 3 | Molden | 3 |
| Barton/McMillian | 2 | Seven Players | 1 |

SACKS

| | | | |
|--------------------------|------|-----------------------|-----|
| Bonitto | 11.5 | Tuipulotu | 7.5 |
| Cooper | 8.0 | Mack/Dupree | 5.0 |
| Franklin-Myers | 5.5 | Bosa | 4.0 |

DEFENSIVE TACKLES

| | | | |
|------------------|----|-------------------|-----|
| Jones | 91 | Henley | 126 |
| Barton | 88 | James Jr. | 83 |
| Moss | 71 | Molden | 68 |

KICKOFF RETURNS (AVG.)

| | | | |
|------------------|----------|-------------------|-----------|
| Smith | 6 (28.3) | Davis | 18 (28.2) |
| Mims Jr. | 6 (27.8) | Haskins | 1 (35.0) |
| | | Reagor | 1 (22.0) |

PUNT RETURNS (AVG.)

| | | | |
|------------------|-----------|--------------------|-----------|
| Mims Jr. | 26 (15.7) | Davis | 14 (13.6) |
| | | McConkey | 3 (9.3) |

FIELD GOALS

| | | | |
|----------------|--------------|------------------|--------------|
| Lutz | 27/30 (90.0) | Dicker | 29/31 (93.5) |
|----------------|--------------|------------------|--------------|

PUNTS (GROSS/NET AVG.)

| | | | |
|-----------------|----------------|-----------------|----------------|
| Dixon | 66 (47.2/42.3) | Scott | 66 (46.9/41.9) |
|-----------------|----------------|-----------------|----------------|

* - Player not currently on active roster



DENVER BRONCOS WEEKLY RELEASE

BRONCOS/CHARGERS ALL-TIME RESULTS

| | |
|---------------------------------|--|
| Series Meetings: | 129 |
| Broncos Record: | 72-56-1 (Home: 45-19-1 / Away: 27-37-0) |
| First Game: | LAC 23, at Den. 19 (10/16/60) |
| Last Game: | LAC. 23, at Den. 16 (10/13/24) |
| Current Streak: | Lost 1 |
| Longest Den. Win Streak: | 7 (11/16/75 - 9/17/78) |
| Longest LAC Win Streak: | 6 (12/22/63 - 10/30/66) |
| Last Den. Home Win: | at Den. 16, LAC 9 (12/31/23) |
| Last Den. Home Loss: | LAC 23, at Den. 16 (10/13/24) |
| Last Den. Road Win: | Den. 24, at LAC 7 (12/10/23) |
| Last Den. Road Loss: | at LAC 19, Den. 16 OT (10/17/22) |
| Den. Shutouts: | 6x, last (10/2/88): Den. 12, at S.D. 0 |
| LAC Shutouts: | 4x, last (10/22/17): at L.A. 21, Den. 0 |
| Most Den. Points: | 50, (10/6/63): at Den. 50, S.D. 34 |
| Most LAC Points: | 58, (12/22/63): at S.D. 58, Den. 20 |
| Total Den. Points: | 2,737 |
| Total LAC Points: | 2,749 |
| Average Den. Points: | 21.2 |
| Average LAC Points: | 21.3 |
| Largest Den. Win: | 35, (12/21/97): at Den. 38, S.D. 3 |
| Largest LAC Win: | 38, 2x, last (10/7/07): S.D. 41, at Den. 3 |
| Most Pts., Both Teams: | 84, (10/6/63): at Den. 50, S.D. 34 |
| Fewest Pts., Both Teams: | 7, (10/7/79): at Den. 7, S.D. 0 |

BRONCOS/CHARGERS ALL-TIME RESULTS

| Season (Date) | W/L | Result | Site |
|---------------------|----------|--------------------------------------|--------------------------|
| 1960 (10/16) | L | Los Angeles 23, @Denver 19 | Bears Stadium |
| 1960 (12/10) | L | @Los Angeles 41, Denver 33 | Los Angeles Coliseum |
| 1961 (10/29) | L | @San Diego 37, Denver 0 | Balboa Stadium |
| 1961 (11/12) | L | San Diego 19, @Denver 16 | Bears Stadium |
| 1962 (9/7) | W | @Denver 30, San Diego 21 | Bears Stadium |
| 1962 (11/4) | W | Denver 23, @San Diego 20 | Balboa Stadium |
| 1963 (10/6) | W | @Denver 50, San Diego 34 | Bears Stadium |
| 1963 (12/22) | L | @San Diego 58, Denver 20 | Balboa Stadium |
| 1964 (10/18) | L | @San Diego 42, Denver 14 | Balboa Stadium |
| 1964 (11/8) | L | San Diego 31, @Denver 20 | Bears Stadium |
| 1965 (9/11) | L | @San Diego 34, Denver 31 | Balboa Stadium |
| 1965 (11/7) | L | San Diego 35, @Denver 21 | Bears Stadium |
| 1966 (10/30) | L | @San Diego 24, Denver 17 | Balboa Stadium |
| 1966 (11/27) | W | @Denver 20, San Diego 17 | Bears Stadium |
| 1967 (10/22) | L | San Diego 38, @Denver 21 | Bears Stadium |
| 1967 (11/23) | L | @San Diego 24, Denver 20 | Balboa Stadium |
| 1968 (10/20) | L | @San Diego 55, Denver 24 | San Diego Stadium |
| 1968 (12/1) | L | San Diego 47, @Denver 23 | Bears Stadium |
| 1969 (11/2) | W | @Denver 13, San Diego 0 | Bears Stadium |
| 1969 (11/23) | L | @San Diego 45, Denver 24 | San Diego Stadium |
| 1970 (11/8) | L | @San Diego 24, Denver 21 | San Diego Stadium |
| 1970 (12/13) | T | @Denver 17, San Diego 17 | Mile High Stadium |
| 1971 (10/17) | W | @Denver 20, San Diego 16 | Mile High Stadium |
| 1971 (12/12) | L | @San Diego 45, Denver 17 | San Diego Stadium |
| 1972 (9/24) | L | @San Diego 37, Denver 14 | San Diego Stadium |
| 1972 (12/10) | W | @Denver 38, San Diego 13 | Mile High Stadium |
| 1973 (11/11) | W | @Denver 30, San Diego 19 | Mile High Stadium |
| 1973 (12/9) | W | Denver 42, @San Diego 28 | San Diego Stadium |
| 1974 (10/20) | W | @Denver 27, San Diego 7 | Mile High Stadium |
| 1974 (12/15) | L | @San Diego 17, Denver 0 | San Diego Stadium |
| 1975 (11/16) | W | Denver 27, @San Diego 17 | San Diego Stadium |
| 1975 (11/30) | W | @Denver 13, San Diego 10 (OT) | Mile High Stadium |

BRONCOS/CHARGERS ALL-TIME RESULTS CONT.

| Season (Date) | W/L | Result | Site |
|---------------------|----------|--------------------------------------|----------------------------------|
| 1976 (10/3) | W | @Denver 26, San Diego 0 | Mile High Stadium |
| 1976 (11/14) | W | Denver 17, @San Diego 0 | San Diego Stadium |
| 1977 (11/13) | W | Denver 17, @San Diego 14 | San Diego Stadium |
| 1977 (12/11) | W | @Denver 17, San Diego 9 | Mile High Stadium |
| 1978 (9/17) | W | @Denver 27, San Diego 14 | Mile High Stadium |
| 1978 (10/8) | L | @San Diego 23, Denver 0 | San Diego Stadium |
| 1979 (10/7) | W | @Denver 7, San Diego 0 | Mile High Stadium |
| 1979 (12/17) | L | @San Diego 17, Denver 7 | San Diego Stadium |
| 1980 (9/21) | L | San Diego 30, @Denver 13 | Mile High Stadium |
| 1980 (11/9) | W | Denver 20, @San Diego 13 | San Diego Stadium |
| 1981 (9/27) | W | @Denver 42, San Diego 24 | Mile High Stadium |
| 1981 (11/29) | L | @San Diego 34, Denver 17 | Jack Murphy Stadium |
| 1982 (9/12) | L | San Diego 23, @Denver 3 | Mile High Stadium |
| 1982 (11/28) | L | @San Diego 30, Denver 20 | Jack Murphy Stadium |
| 1983 (10/23) | W | @Denver 14, San Diego 6 | Mile High Stadium |
| 1983 (11/27) | L | @San Diego 31, Denver 7 | Jack Murphy Stadium |
| 1984 (11/11) | W | @Denver 16, San Diego 13 | Mile High Stadium |
| 1984 (12/9) | W | Denver 16, @San Diego 13 | Jack Murphy Stadium |
| 1985 (11/3) | L | @San Diego 30, Denver 10 | Jack Murphy Stadium |
| 1985 (11/17) | W | @Denver 30, San Diego 24 (OT) | Mile High Stadium |
| 1986 (10/12) | W | Denver 31, @San Diego 14 | Jack Murphy Stadium |
| 1986 (11/9) | L | San Diego 9, @Denver 3 | Mile High Stadium |
| 1987 (11/29) | W | Denver 31, @San Diego 17 | Jack Murphy Stadium |
| 1987 (12/27) | W | @Denver 24, San Diego 0 | Mile High Stadium |
| 1988 (9/11) | W | @Denver 34, San Diego 3 | Mile High Stadium |
| 1988 (10/2) | W | Denver 12, @San Diego 0 | Jack Murphy Stadium |
| 1989 (10/8) | W | @Denver 16, San Diego 10 | Mile High Stadium |
| 1989 (12/24) | L | @San Diego 19, Denver 16 | Jack Murphy Stadium |
| 1990 (11/11) | L | @San Diego 19, Denver 7 | Jack Murphy Stadium |
| 1990 (12/16) | W | @Denver 20, San Diego 10 | Mile High Stadium |
| 1991 (9/22) | W | @Denver 27, San Diego 19 | Mile High Stadium |
| 1991 (12/22) | W | Denver 17, @San Diego 14 | Jack Murphy Stadium |
| 1992 (9/13) | W | @Denver 21, San Diego 13 | Mile High Stadium |
| 1992 (10/25) | L | @San Diego 24, Denver 21 | Jack Murphy Stadium |
| 1993 (9/12) | W | @Denver 34, San Diego 17 | Mile High Stadium |
| 1993 (12/5) | L | @San Diego 13, Denver 10 | Jack Murphy Stadium |
| 1994 (9/4) | L | San Diego 37, @Denver 34 | Mile High Stadium |
| 1994 (10/23) | W | Denver 20, @San Diego 15 | Jack Murphy Stadium |
| 1995 (9/24) | L | @San Diego 17, Denver 6 | Jack Murphy Stadium |
| 1995 (11/19) | W | @Denver 30, San Diego 27 | Mile High Stadium |
| 1996 (10/6) | W | @Denver 28, San Diego 17 | Mile High Stadium |
| 1996 (12/22) | L | @San Diego 16, Denver 10 | Jack Murphy Stadium |
| 1997 (11/30) | W | Denver 38, @San Diego 28 | Qualcomm Stadium |
| 1997 (12/21) | W | @Denver 38, San Diego 3 | Mile High Stadium |
| 1998 (11/8) | W | @Denver 27, San Diego 10 | Mile High Stadium |
| 1998 (11/29) | W | Denver 31, @San Diego 16 | Qualcomm Stadium |
| 1999 (11/7) | W | Denver 33, @San Diego 17 | Qualcomm Stadium |
| 1999 (1/2) | L | San Diego 12, @Denver 6 | Mile High Stadium |
| 2000 (10/8) | W | Denver 21, @San Diego 7 | Qualcomm Stadium |
| 2000 (11/19) | W | @Denver 38, San Diego 37 | Mile High Stadium |
| 2001 (10/21) | L | @San Diego 27, Denver 10 | Qualcomm Stadium |
| 2001 (11/11) | W | @Denver 26, San Diego 16 | INVECO Field at Mile High |
| 2002 (10/6) | W | @Denver 26, San Diego 9 | INVECO Field at Mile High |
| 2002 (12/1) | L | @San Diego 30, Denver 27 (OT) | Qualcomm Stadium |
| 2003 (9/14) | W | Denver 37, @San Diego 13 | Qualcomm Stadium |



DENVER BRONCOS WEEKLY RELEASE

BRONCOS/CHARGERS ALL-TIME RESULTS CONT.

| Season (Date) | W/L | Result | Site |
|---------------|-----|-------------------------------|-------------------------------------|
| 2003 (11/16) | W | @Denver 37, San Diego 8 | INVESCO Field at Mile High |
| 2004 (9/26) | W | @Denver 23, San Diego 13 | INVESCO Field at Mile High |
| 2004 (12/5) | L | @San Diego 20, Denver 17 | Qualcomm Stadium |
| 2005 (9/18) | W | @Denver 20, San Diego 17 | INVESCO Field at Mile High |
| 2005 (12/31) | W | Denver 23, @San Diego 7 | Qualcomm Stadium |
| 2006 (11/19) | L | San Diego 35, @Denver 27 | INVESCO Field at Mile High |
| 2006 (12/10) | L | @San Diego 48, Denver 20 | Qualcomm Stadium |
| 2007 (10/7) | L | San Diego 41, @Denver 3 | INVESCO Field at Mile High |
| 2007 (12/24) | L | @San Diego 23, Denver 3 | Qualcomm Stadium |
| 2008 (9/14) | W | @Denver 39, San Diego 38 | INVESCO Field at Mile High |
| 2008 (12/28) | L | @San Diego 52, Denver 21 | Qualcomm Stadium |
| 2009 (10/19) | W | Denver 34, @San Diego 23 | Qualcomm Stadium |
| 2009 (11/22) | L | San Diego 32 @Denver 3 | INVESCO Field at Mile High |
| 2010 (11/22) | L | @San Diego 35, Denver 14 | Qualcomm Stadium |
| 2010 (1/2) | L | San Diego 33, @Denver 28 | INVESCO Field at Mile High |
| 2011 (10/9) | L | San Diego 29, @Denver 24 | Sports Authority Field at Mile High |
| 2011 (11/27) | W | Denver 16, @San Diego 13 (OT) | Qualcomm Stadium |
| 2012 (10/15) | W | Denver 35, @San Diego 24 | Qualcomm Stadium |
| 2012 (11/18) | W | @Denver 30, San Diego 23 | Sports Authority Field at Mile High |
| 2013 (11/10) | W | Denver 28, @San Diego 20 | Qualcomm Stadium |
| 2013 (12/12) | L | San Diego 27, @Denver 20 | Sports Authority Field at Mile High |
| 2014 (1/12) | W | @Denver 24, San Diego 17* | Sports Authority Field at Mile High |
| 2014 (10/23) | W | @Denver 35, San Diego 21 | Sports Authority Field at Mile High |
| 2014 (12/14) | W | Denver 22, @San Diego 10 | Qualcomm Stadium |
| 2015 (12/6) | W | Denver 17, @San Diego 3 | Qualcomm Stadium |
| 2015 (1/3) | W | @Denver 27, San Diego 20 | Sports Authority Field at Mile High |
| 2016 (10/13) | L | @San Diego 21, Denver 13 | Qualcomm Stadium |
| 2016 (10/30) | W | @Denver 27, San Diego 19 | Sports Authority Field at Mile High |
| 2017 (9/11) | W | @Denver 24, Los Angeles 21 | Sports Authority Field at Mile High |
| 2017 (10/22) | L | @Los Angeles 21, Denver 0 | StubHub Center |
| 2018 (11/18) | W | Denver 23, @Los Angeles 22 | StubHub Center |
| 2018 (12/30) | L | Los Angeles 23, @Denver 9 | Broncos Stadium at Mile High |
| 2019 (10/6) | W | Denver 20, @Los Angeles 13 | Dignity Health Sports Park |
| 2019 (12/1) | W | @Denver 23, Los Angeles 20 | Empower Field at Mile High |
| 2020 (11/1) | W | @Denver 31, Los Angeles 30 | Empower Field at Mile High |
| 2020 (12/27) | L | @Los Angeles 19, Denver 16 | SoFi Stadium |
| 2021 (11/28) | W | @Denver 28, Los Angeles 13 | Empower Field at Mile High |
| 2022 (1/2) | L | @Los Angeles 34, Denver 13 | SoFi Stadium |
| 2022 (10/17) | L | @Los Angeles 19, Denver 16 OT | SoFi Stadium |
| 2023 (1/8) | W | @Denver 31, Los Angeles 28 | Empower Field at Mile High |
| 2023 (12/10) | W | Denver 24, @ Los Angeles 7 | SoFi Stadium |
| 2023 (12/31) | W | @Denver 16, Los Angeles 9 | Empower Field at Mile High |
| 2024 (10/13) | L | Los Angeles 23, @Denver 16 | Empower Field at Mile High |

*2013 AFC Divisional Playoff

WHAT TO WATCH FOR VS. CHARGERS

TEAM (72-56-1 all-time record versus Chargers; 27-37-0 on road)

* - Needs a win to improve to 73-56-1 overall and 28-37-0 on the road in the all-time series versus the Chargers.

TEAM (9 wins in 2024)

* - Needs one win to clinch the most wins in a season since 2015 (12-4).

DL ZACH ALLEN (5.0 sacks in 2024)

* - Needs one sack to set a new career high in quarterback takedowns recorded in a season.

OLB NIK BONITTO (1.0 sack in 10 games of 2024)

* - Needs 1.0 sack to become the third Bronco in team history to record at least 1.0 sack in 11 games of a season.

OLB JONATHON COOPER (21.0 sacks with Broncos)

* - Needs 0.5 sacks to tie defensive tackle Shelby Harris for the fourth-most quarterback takedowns by a Broncos seventh-round pick in team history.

OLB JONAH ELLISS (5.0 sacks in 2024)

* - Needs 1.5 sacks to tie defensive end Shane Dronett for the fifth-most quarterback takedowns by a rookie in team history.

QB BO NIX (2,972 passing yards and 20 passing touchdowns in 2024)

* - Needs 28 passing yards to become the 16th player in NFL history to reach 3,000 passing yards and 20 passing scores as a rookie.

CB PAT SURTAIN II (11 passes defensed in 2024)

* - Needs one pass defensed to record the most pass breakups by a Broncos cornerback in his first four seasons in team history.

WR COURTLAND SUTTON (878 receiving yards in 2024)

* - Needs 122 yards through the air to record his second-career 1,000 receiving yard season.

NFL SCHEDULE - WEEK 16

Thursday, Dec. 19

Denver at L.A. Chargers 5:15 p.m. (PST)

Saturday, Dec. 21

Houston at Kansas City 12:00 p.m. (CST)

Pittsburgh at Baltimore. 4:30 p.m. (EST)

Sunday, Dec. 22nd

Detroit at Chicago 12:00 p.m. (CST)

N.Y. Giants at Atlanta 1:00 p.m. (EST)

New England at Buffalo 1:00 p.m. (EST)

Arizona at Carolina 1:00 p.m. (EST)

Tennessee at Indianapolis 1:00 p.m. (EST)

L.A. Rams at N.Y. Jets 1:00 p.m. (EST)

Philadelphia at Washington 1:00 p.m. (EST)

Cleveland at Cincinnati 1:00 p.m. (EST)

Minnesota at Seattle 1:05 p.m. (PST)

Jacksonville at Las Vegas 1:25 p.m. (PST)

San Francisco at Miami 4:25 p.m. (EST)

Tampa Bay at Dallas 7:20 p.m. (CST)

Monday, Dec. 23rd

New Orleans at Green Bay 7:15p.m. (CST)





DENVER BRONCOS WEEKLY RELEASE

2024 NFL STANDINGS

AFC East

| Team | W | L | T | Pct | PF | PA | Home | Road | Div | AFC | NFC |
|--------------------|----|----|---|------|-----|-----|------|------|-----|-----|-----|
| Buf. ^{xz} | 11 | 3 | 0 | .786 | 445 | 310 | 6-0 | 5-3 | 3-0 | 7-2 | 4-1 |
| Mia. | 6 | 8 | 0 | .429 | 276 | 312 | 4-3 | 2-5 | 3-2 | 5-5 | 1-3 |
| NYJ | 4 | 10 | 0 | .286 | 283 | 325 | 2-4 | 2-6 | 1-3 | 4-6 | 0-4 |
| N.E. | 3 | 11 | 0 | .214 | 238 | 337 | 1-5 | 2-6 | 1-3 | 2-7 | 1-4 |

AFC North

| Team | W | L | T | Pct | PF | PA | Home | Road | Div | AFC | NFC |
|-------------------|----|----|---|------|-----|-----|------|------|-----|-----|-----|
| Pit. ^x | 10 | 4 | 0 | .714 | 336 | 265 | 5-1 | 5-3 | 3-1 | 7-2 | 3-2 |
| Bal. | 9 | 5 | 0 | .643 | 418 | 332 | 4-2 | 5-3 | 2-2 | 5-4 | 4-1 |
| Cin. | 6 | 8 | 0 | .429 | 399 | 387 | 1-5 | 5-3 | 1-3 | 3-6 | 3-2 |
| Cle. | 3 | 11 | 0 | .214 | 239 | 356 | 2-5 | 1-6 | 2-2 | 3-6 | 0-5 |

AFC South

| Team | W | L | T | Pct | PF | PA | Home | Road | Div | AFC | NFC |
|--------------------|---|----|---|------|-----|-----|------|------|-----|-----|-----|
| Hou. ^{xz} | 9 | 5 | 0 | .615 | 328 | 300 | 5-2 | 4-3 | 4-1 | 7-2 | 2-3 |
| Ind. | 6 | 8 | 0 | .462 | 280 | 329 | 3-3 | 3-5 | 1-3 | 5-5 | 1-3 |
| Jac. | 3 | 11 | 0 | .231 | 263 | 377 | 2-5 | 1-6 | 2-2 | 3-6 | 0-5 |
| Ten. | 3 | 11 | 0 | .231 | 254 | 379 | 1-6 | 2-5 | 1-2 | 3-6 | 0-5 |

AFC West

| Team | W | L | T | Pct | PF | PA | Home | Road | Div | AFC | NFC |
|--------------------|----------|----------|----------|-------------|------------|------------|------------|------------|------------|------------|------------|
| K.C. ^{xz} | 13 | 1 | 0 | .923 | 329 | 259 | 7-0 | 6-1 | 5-0 | 8-1 | 5-0 |
| Den. | 9 | 5 | 0 | .643 | 336 | 247 | 5-2 | 4-3 | 2-2 | 5-4 | 4-1 |
| LAC. | 8 | 6 | 0 | .571 | 294 | 247 | 4-3 | 4-3 | 2-2 | 5-4 | 3-2 |
| L.V. | 2 | 11 | 0 | .154 | 236 | 361 | 1-4 | 1-7 | 0-5 | 2-8 | 0-3 |

NFC East

| Team | W | L | T | Pct | PF | PA | Home | Road | Div | NFC | AFC |
|-------------------|----|----|---|------|-----|-----|------|------|-----|-----|-----|
| Phi. ^x | 11 | 2 | 0 | .846 | 342 | 234 | 5-1 | 6-1 | 3-0 | 7-2 | 4-0 |
| Was. | 8 | 5 | 0 | .615 | 376 | 296 | 5-2 | 3-3 | 2-2 | 5-3 | 3-2 |
| Dal. | 5 | 8 | 0 | .385 | 268 | 366 | 1-6 | 4-2 | 3-1 | 3-5 | 2-3 |
| NYG | 2 | 11 | 0 | .154 | 194 | 293 | 0-7 | 2-4 | 0-5 | 1-9 | 1-2 |

NFC North

| Team | W | L | T | Pct | PF | PA | Home | Road | Div | NFC | AFC |
|-------------------|----|---|---|------|-----|-----|------|------|-----|-----|-----|
| Det. ^x | 12 | 2 | 0 | .857 | 459 | 282 | 6-2 | 6-0 | 4-0 | 8-1 | 4-1 |
| Min. ^x | 11 | 2 | 0 | .846 | 339 | 240 | 6-1 | 5-1 | 2-1 | 6-2 | 5-0 |
| G.B. | 10 | 4 | 0 | .714 | 379 | 287 | 5-2 | 5-2 | 1-3 | 5-4 | 5-0 |
| Chi. | 4 | 9 | 0 | .308 | 254 | 278 | 4-3 | 0-6 | 0-3 | 2-6 | 2-3 |

NFC South

| Team | W | L | T | Pct | PF | PA | Home | Road | Div | NFC | AFC |
|------|---|----|---|------|-----|-----|------|------|-----|-----|-----|
| T.B. | 8 | 6 | 0 | .571 | 403 | 326 | 3-4 | 5-2 | 2-2 | 6-3 | 2-3 |
| Atl. | 6 | 7 | 0 | .462 | 278 | 333 | 3-4 | 3-3 | 4-1 | 6-3 | 0-4 |
| N.O. | 5 | 9 | 0 | .357 | 309 | 312 | 3-5 | 2-4 | 2-3 | 4-6 | 1-3 |
| Car. | 3 | 11 | 0 | .214 | 247 | 418 | 2-6 | 1-5 | 1-3 | 2-7 | 1-4 |

NFC West

| Team | W | L | T | Pct | PF | PA | Home | Road | Div | NFC | AFC |
|------|---|---|---|------|-----|-----|------|------|-----|-----|-----|
| LAR | 8 | 6 | 0 | .571 | 310 | 338 | 4-3 | 4-3 | 3-1 | 5-5 | 3-1 |
| Sea. | 8 | 6 | 0 | .571 | 315 | 313 | 3-5 | 5-1 | 3-2 | 4-5 | 4-1 |
| Ari. | 7 | 7 | 0 | .500 | 314 | 306 | 5-3 | 2-4 | 2-2 | 3-6 | 4-1 |
| S.F. | 6 | 8 | 0 | .429 | 314 | 320 | 4-4 | 2-4 | 1-4 | 4-6 | 2-2 |

Key: x = clinched playoffs; y = clinched wild card; z = clinched division;

* = clinched home field advantage

BRONCOS ALL-TIME YEAR-BY-YEAR RECORDS

| YEAR | PRESEASON | REG. SEASON | PLAYOFFS |
|--------------|-----------------------|--------------------------|---------------------|
| 1960 | 0-5 | 4-9-1 | 0-0 |
| 1961 | 1-4 | 3-11 | 0-0 |
| 1962 | 2-2 | 7-7 | 0-0 |
| 1963 | 2-3 | 2-11-1 | 0-0 |
| 1964 | 2-3 | 2-11-1 | 0-0 |
| 1965 | 1-4 | 4-10 | 0-0 |
| 1966 | 1-3 | 4-10 | 0-0 |
| 1967 | 3-1 | 3-11 | 0-0 |
| 1968 | 1-4 | 5-9 | 0-0 |
| 1969 | 1-4 | 5-8-1 | 0-0 |
| 1970 | 3-2 | 5-8-1 | 0-0 |
| 1971 | 1-4 | 4-9-1 | 0-0 |
| 1972 | 2-3 | 5-9 | 0-0 |
| 1973 | 2-3 | 7-5-2 | 0-0 |
| 1974 | 4-2 | 7-6-1 | 0-0 |
| 1975 | 3-3 | 6-8 | 0-0 |
| 1976 | 5-2 | 9-5 | 0-0 |
| 1977 | 5-1 | 12-2 | 2-1 (S.B. loss) |
| 1978 | 2-2 | 10-6 | 0-1 |
| 1979 | 3-1 | 10-6 | 0-1 |
| 1980 | 2-2 | 8-8 | 0-0 |
| 1981 | 2-2 | 10-6 | 0-0 |
| 1982 | 4-0 | 2-7 | 0-0 |
| 1983 | 3-1 | 9-7 | 0-1 |
| 1984 | 3-1 | 13-3 | 0-1 |
| 1985 | 2-2 | 11-5 | 0-0 |
| 1986 | 2-2 | 11-5 | 2-1 (S.B. loss) |
| 1987 | 3-2 | 10-4-1 | 2-1 (S.B. loss) |
| 1988 | 3-1 | 8-8 | 0-0 |
| 1989 | 2-2 | 11-5 | 2-1 (S.B. loss) |
| 1990 | 3-2 | 5-11 | 0-0 |
| 1991 | 2-3 | 12-4 | 1-1 |
| 1992 | 1-4 | 8-8 | 0-0 |
| 1993 | 2-2 | 9-7 | 0-1 |
| 1994 | 2-3 | 7-9 | 0-0 |
| 1995 | 3-2 | 8-8 | 0-0 |
| 1996 | 3-1 | 13-3 | 0-1 |
| 1997 | 3-2 | 12-4 | 4-0 (S.B. win) |
| 1998 | 3-1 | 14-2 | 3-0 (S.B. win) |
| 1999 | 3-2 | 6-10 | 0-0 |
| 2000 | 4-0 | 11-5 | 0-1 |
| 2001 | 3-1 | 8-8 | 0-0 |
| 2002 | 3-1 | 9-7 | 0-0 |
| 2003 | 3-1 | 10-6 | 0-1 |
| 2004 | 2-3 | 10-6 | 0-1 |
| 2005 | 4-0 | 13-3 | 1-1 |
| 2006 | 3-1 | 9-7 | 0-0 |
| 2007 | 2-2 | 7-9 | 0-0 |
| 2008 | 2-2 | 8-8 | 0-0 |
| 2009 | 1-3 | 8-8 | 0-0 |
| 2010 | 1-3 | 4-12 | 0-0 |
| 2011 | 2-2 | 8-8 | 1-1 |
| 2012 | 2-2 | 13-3 | 0-1 |
| 2013 | 2-2 | 13-3 | 2-1 (S.B. loss) |
| 2014 | 3-1 | 12-4 | 0-1 |
| 2015 | 3-1 | 12-4 | 3-0 (S.B. win) |
| 2016 | 2-2 | 9-7 | 0-0 |
| 2017 | 4-0 | 5-11 | 0-0 |
| 2018 | 2-2 | 6-10 | 0-0 |
| 2019 | 2-3 | 7-9 | 0-0 |
| 2020 | N/A | 5-11 | 0-0 |
| 2021 | 3-0 | 7-10 | 0-0 |
| 2022 | 2-1 | 5-12 | 0-0 |
| 2023 | 1-2 | 7-6 | 0-0 |
| 2024 | 3-0 | 9-5 | 0-0 |
| TOTAL | 154-128 (.546) | 517-470-10 (.524) | 23-19 (.548) |



DENVER BRONCOS WEEKLY RELEASE

DECADES OF SUCCESS



In the Broncos' six-plus decades of professional football, the team has built an impressive resume that includes three World Championships, eight Super Bowl appearances, 15 AFC West titles and 517 regular-season wins.

BRONCOS REGULAR-SEASON RECORD BY DECADE, SINCE 1960

| Decade | W | L | T | Pct. | Playoff Berths | Win Rk. |
|---------------|------------|------------|-----------|-------------|----------------|------------|
| 1960s | 39 | 97 | 4 | .287 | 0 | 22nd |
| 1970s | 75 | 64 | 5 | .539 | 3 | 8th |
| 1980s | 93 | 58 | 1 | .615 | 5 | 4th |
| 1990s | 94 | 66 | 0 | .588 | 5 | 7th |
| 2000s | 93 | 67 | 0 | .581 | 4 | 6th |
| 2010s | 89 | 71 | 0 | .556 | 5 | T-8th |
| 2020s | 33 | 47 | 0 | .412 | 0 | T-23rd |
| TOTALS | 517 | 470 | 10 | .524 | 22 | 9th |

BRONCOS RANK SECOND IN SUPER BOWL APPEARANCES

Denver's eight Super Bowl appearances are tied for the second most in NFL history.

MOST SUPER BOWL APPEARANCES, NFL HISTORY

| Rk. | Team | No. |
|-----|---------------|-----|
| 1. | New England | 11 |
| 2. | Denver | 8 |
| | Dallas | 8 |
| | Pittsburgh | 8 |
| | San Francisco | 8 |

DENVER BRONCOS SUPER BOWL SEASONS/RESULTS

| Season | Coach | Opponent | Result |
|--------|---------------|---------------|----------|
| 1977 | Red Miller | Dallas | L, 27-10 |
| 1986 | Dan Reeves | N.Y. Giants | L, 39-20 |
| 1987 | Dan Reeves | Washington | L, 42-10 |
| 1989 | Dan Reeves | San Francisco | L, 55-10 |
| 1997 | Mike Shanahan | Green Bay | W, 31-24 |
| 1998 | Mike Shanahan | Atlanta | W, 34-19 |
| 2013 | John Fox | Seattle | L, 43-8 |
| 2015 | Gary Kubiak | Carolina | W, 24-10 |

DENVER OWNS SECOND-MOST AFC WEST CROWNS

Denver has won 15 AFC West titles since 1970 to represent the second most among division members.

MOST AFC WEST DIVISION TITLES

| Rk. | Team | No. |
|-----|----------------------|-----|
| 1. | Kansas City | 17 |
| 2. | Denver | 15 |
| 3. | Oakland / Las Vegas | 12 |
| 4. | S.D. / L.A. Chargers | 10 |
| 5. | Seattle | 2 |

HOME SELLOUT STREAK

Denver owns the NFL's home record sellout streak (444 games) for a single city. The streak, which includes 422 regular-season games and 22 playoff contests, began in Week 1 of the 1970 season.

LONGEST CURRENT HOME SELLOUT STREAKS IN A SINGLE CITY (INCLUDES POSTSEASON)

| Rk. | Team | Date Started (Opponent) | Streak |
|-----|-------------|---------------------------------|--------|
| 1. | Denver | Sept. 27, 1970 (vs. Pittsburgh) | 444 |
| 2. | Pittsburgh | Sept. 17, 1972 (vs. Oakland) | 439 |
| 3. | N.Y. Giants | Sept. 15, 1974 (vs. Washington) | 406 |
| 4. | Green Bay | Oct. 2, 1960 (vs. Detroit) | 402 |

BRONCOS 1-OF-7 TEAMS WITH 300 HOME VICTORIES

The Broncos, who currently have 517 regular-season wins, also own 310 home victories in franchise history. Denver clinched its 300th home win in the 2022 season finale against the L.A. Chargers.

With 310 such victories, the Broncos are currently 1-of-7 teams with 300+ home wins since 1960.

TEAMS WITH 300 OR MORE HOME WINS, SINCE 1960

| Rk. | Team | Games | Wins | Losses | Ties | Pct. |
|-----|-------------|-------|------|--------|------|------|
| 1. | Pittsburgh | 497 | 331 | 161 | 5 | .672 |
| 2. | Green Bay | 497 | 326 | 163 | 8 | .665 |
| 3. | Dallas | 497 | 315 | 178 | 4 | .639 |
| 4. | Kansas City | 498 | 312 | 182 | 4 | .631 |
| | Minnesota | 492 | 312 | 176 | 4 | .639 |
| 6. | Denver | 500 | 310 | 183 | 7 | .628 |
| 7. | New England | 497 | 303 | 188 | 6 | .617 |

90-WIN DECADES

Since the team's inception in 1960, Denver has totaled three 90+ win decades (1980s, '90s, '00s). The Broncos join the Packers, Steelers and Dolphins as the only teams to accomplish the feat.

MOST DECADES WITH 90+ REGULAR SEASON WINS, SINCE 1960

| Rk. | Team | 90+ Win Decades | Decades (Win Total) |
|-----|------------|-----------------|--|
| 1. | Green Bay | 4 | '60s (96), '90s (93), '00s (95), '10s (102) |
| | Pittsburgh | 4 | '70s (99), '90s (93), '00s (103), '10s (102) |
| 3. | Denver | 3 | '80s (93), '90s (94), '00s (93) |
| | Miami | 3 | '70s (104), '80s (94), '90s (95) |

BRONCOS WITH NINTH-MOST WINS IN NFL SINCE 1960

The Broncos, who played their first regular season game on Friday, Sept. 9, 1960, have accumulated 540 victories (517 reg. + 23 postseason) in franchise history. Denver has produced the ninth-most regular-season wins since 1960 and is currently 1-of-12 NFL franchises in that span to reach the 500-win plateau.

TOTAL WINS, REGULAR SEASON, SINCE 1960

| Rk. | Team | Games | Wins | Losses | Ties | Pct. |
|-----|---------------|-------|------|--------|------|------|
| 1. | Pittsburgh | 995 | 570 | 414 | 11 | .579 |
| 2. | Dallas | 995 | 568 | 421 | 6 | .574 |
| 3. | Green Bay | 995 | 561 | 419 | 15 | .572 |
| 4. | Kansas City | 997 | 545 | 440 | 12 | .553 |
| 5. | New England | 997 | 544 | 444 | 9 | .551 |
| 6. | Minnesota | 982 | 534 | 437 | 11 | .550 |
| 7. | San Francisco | 995 | 529 | 455 | 11 | .537 |
| 8. | Indianapolis | 995 | 521 | 467 | 7 | .527 |
| 9. | Denver | 997 | 517 | 470 | 10 | .524 |
| 10. | Philadelphia | 995 | 509 | 472 | 14 | .519 |



WELCOME HOME, RANDY



A key member of the famed 'Orange Crush' defense, linebacker Randy Gradishar became the fourth defensive player in Broncos history who spent at least four seasons with the team to be enshrined into the Pro Football Hall of Fame in Canton, Ohio.

A native of Ohio, Gradishar spent his entire 10-year career (1974-83) with the Broncos after being selected in the first round (14th overall) by the club in the 1974 NFL Draft out of Ohio State. A seven-time Pro Bowl selection and four-time Associated Press All-Pro, Gradishar totaled 2,049 tackles, 19.5 sacks, 20 interceptions (335 yds., 3 TDs) and 13 fumble recoveries (1 TD) in 145 games (134 starts).

Gradishar currently holds the franchise record for most tackles (2,049) in a career and led the team in tackles for a franchise-record nine consecutive seasons (1975-83). The 1978 Associated Press Defensive Player of the Year, Gradishar helped the Broncos to four playoff berths (1977-79, '83), two division titles (1977-78), and one appearance in Super Bowl XII (1977).

BRONCOS IN THE PRO FOOTBALL HALL OF FAME

| Name | Pos. | Years w/ Broncos | Enshrined |
|------------------------|-----------|------------------|-------------|
| Willie Brown | DB | 1963-66 | 1984 |
| John Elway | QB | 1983-98 | 2004 |
| Gary Zimmerman | T | 1993-97 | 2008 |
| Floyd Little | RB | 1967-75 | 2010 |
| Shannon Sharpe | TE | 1990-99, 2002-03 | 2011 |
| Terrell Davis | RB | 1995-2001 | 2017 |
| Brian Dawkins | S | 2009-11 | 2018 |
| Champ Bailey | CB | 2004-13 | 2019 |
| Pat Bowlen | Owner | 1984-2019 | 2019 |
| Steve Atwater | S | 1989-98 | 2020 |
| John Lynch | S | 2004-07 | 2021 |
| Peyton Manning | QB | 2012-15 | 2021 |
| DeMarcus Ware | OLB | 2014-16 | 2023 |
| Randy Gradishar | LB | 1974-83 | 2024 |

AMONG BRONCOS GREATS

Linebacker Randy Gradishar accumulated seven Pro Bowls in his career, which is tied for the fifth most in club annals, behind quarterback John Elway (9), cornerback Champ Bailey (8), outside linebacker Von Miller (8) and safety Steve Atwater (8).

PRO BOWLS BY BRONCOS PLAYERS

| Rk | Name | Pro Bowls |
|-----------|------------------------|-----------|
| 1. | John Elway | 9 |
| 2. | Steve Atwater | 8 |
| | Champ Bailey | 8 |
| | Von Miller | 8 |
| 5. | Randy Gradishar | 7 |
| | Shannon Sharpe | 7 |

GRADISHAR JOINING THE RANKS

In league history, linebacker Randy Gradishar is 1-of-19 players to have been selected to at least seven Pro Bowls and also been named Defensive Player of the Year by the Associated Press. All 19 of those players are now in the Pro Football Hall of Fame with Gradishar's enshrinement.

DEFENSIVE PLAYER OF THE YEAR & AT LEAST SEVEN PRO BOWLS,

LEAGUE HISTORY

| Name | Name |
|-----------------|------------------------|
| Alan Page | Joe Green |
| Jack Lambert | Randy Gradishar |
| Lawrence Taylor | Mike Singletary |
| Reggie White | Bruce Smith |
| Cortez Kennedy | Rod Woodson |
| Deion Sanders | Warren Sapp |
| Ray Lewis | Michael Strahan |
| Derrick Brooks | Ed Reed |
| Brian Urlacher | Charles Woodson |
| Troy Polamalu | |

A 'CRUSHING' DEFENSE

Denver ranked among the league's best defenses with linebacker Randy Gradishar leading the team's "Orange Crush Defense." With Gradishar as a starter (1975-83), Denver ranked second in total touchdowns allowed (260) and fourth in points per game against (17.5).

TOUCHDOWNS ALLOWED, 1975-83

| Rk | Team | TDs |
|-----------|---------------|------------|
| 1. | Pittsburgh | 241 |
| 2. | Denver | 260 |
| 3. | Miami | 261 |
| | Tampa Bay | 261 |
| 5. | Philadelphia | 265 |

POINTS PER GAME ALLOWED, 1975-83

| Rk | Team | PPG |
|-----------|---------------|-------------|
| 1. | Pittsburgh | 15.7 |
| 2. | Miami | 16.5 |
| 3. | L.A. Rams | 17.2 |
| 4. | Denver | 17.5 |
| 5. | Philadelphia | 17.5 |
| 6. | Dallas | 17.5 |

MORE BRONCOS IN CANTON

Since 2017, the Broncos have had nine individuals inducted into the Pro Football Hall of Fame, the most among any team in the NFL. Only Dallas (8), Chicago (7) and the New York Jets (6) have sent more than five individuals to Canton in that span.

HALL OF FAMERS, SINCE 2017

| Team | No. of Players |
|------------------|----------------|
| 1. Denver | 9 |
| 2. Dallas | 8 |
| 3. Chicago | 7 |
| 4. N.Y. Jets | 6 |
| 5. Five Teams | 5 |



GEORGE PATON ENTERS FOURTH YEAR AS BRONCOS GM



George Paton, who was named general manager of the Broncos on Jan. 13, 2021, is the club's 15th top personnel executive since the franchise's inception in 1960.

| EXECUTIVE | TITLE | YEAR(S) |
|---------------------|--|-------------------|
| Dean Griffing | General Manager | 1960-61 |
| Jack Faulkner | General Manager/Head Coach | 1962-64 |
| Fred Gehrke | Director of Player Personnel | 1965-66 |
| Lou Saban | General Manager/Head Coach | 1967-71 |
| John Ralston | General Manager/Head Coach | 1972-76 |
| Fred Gehrke | Vice President—General Manager | 1977-80 |
| Grady Alderman | General Manager | 1981-82 |
| Hein Poulus | Vice President—General Manager | 1983 |
| John Beake | General Manager | 1984-98 |
| Neal Dahlen | General Manager | 1999-2001 |
| Ted Sundquist | General Manager | 2002-07 |
| Jim Goodman | V.P. of Football Ops./Player Personnel | 2008 |
| Brian Xanders | General Manager | 2009-10 |
| John Elway | Exec. V.P. of Football Ops./GM | 2011-20 |
| George Paton | General Manager | 2021-pres. |

2024 BRONCOS ROOKIE DRAFT CLASS

Denver's fourth draft under General Manager George Paton saw Denver make a total of seven selections, with five of the seven picks being used on offensive players. For the fifth time in team history and the first time since 2016, the Broncos selected a quarterback with their first round selection.

DENVER'S 2024 DRAFT CLASS

| Player | Pos. | Rd. (Ovr.) | School |
|--------------------|------|------------|----------------|
| Bo Nix | QB | 1 (12) | Oregon |
| Jonah Elliss | OLB | 3 (76) | Utah |
| Troy Franklin | WR | 4 (102) | Oregon |
| Kris Abrams-Draine | CB | 5 (145) | Missouri |
| Audric Estimate | RB | 5 (147) | Notre Dame |
| Devaughn Vele | WR | 7 (235) | Utah |
| Nick Gargiulo | C | 7 (256) | South Carolina |

PATON FILLS OUT BRONCOS ROSTER

The Broncos' current 53-man roster features 17 players (32.1%) who were not with the team in 2023.

NEW PLAYERS ON DENVER'S 53-MAN ROSTER

| How Acquired | Total |
|---------------------|-----------|
| NFL Draft | 6 |
| College Free Agency | 2 |
| Veteran Free Agency | 7 |
| Trade | 2 |
| TOTALS | 17 |

PATON FILLS OUT BRONCOS ROSTER CONT.

NEW VETERAN PLAYERS ON DENVER'S 53-MAN ROSTER

| Player | Pos. | Exp. | How Acq. | Prev. Team |
|---------------------|------|------|------------|-------------|
| Cody Barton | ILB | 6 | UFA (Was.) | Washington |
| John Franklin-Myers | DE | 7 | T (NYJ) | N.Y. Jets |
| Brandon Jones | S | 5 | UFA (Mia.) | Miami |
| Matt Peart | T | 5 | UFA (NYG) | N.Y. Giants |
| Malcolm Roach | DT | 5 | UFA (N.O.) | New Orleans |
| Calvin Throckmorton | G | 5 | UFA (Ten.) | Tennessee |
| Levi Wallace | CB | 7 | UFA (Pit.) | Pittsburgh |
| Zach Wilson | QB | 4 | T (NYJ) | N.Y. Jets |

ROOKIE PLAYERS ON DENVER'S 53-MAN ROSTER

| Player | Pos. | Rd. (Ovr.) | School |
|--------------------|------|------------|---------------|
| Kris Abrams-Draine | CB | 5a (145) | Missouri |
| Levelle Bailey | ILB | CFA | Fresno State |
| Frank Crum | T | CFA | Wyoming |
| Jonah Elliss | OLB | 3 (76) | Utah |
| Audric Estimate | RB | 5b (147) | Notre Dame |
| Troy Franklin | WR | 4 (102) | Oregon |
| Bo Nix | QB | 1 (12) | Oregon |
| Dondrea Tillman | OLB | CFA | Indiana (Pa.) |
| Devaughn Vele | WR | 7 (235) | Utah |

SUCCESS IN SCOUTING UNDRAFTED FREE AGENTS

In 20 of the last 21 years, at least one rookie college free agent has made the Broncos' initial 53-man roster out of training camp. This season, there were three such players who made the initial roster: ILB Levelle Bailey, T Frank Crum and RB Blake Watson.

Seven players who were originally signed by Denver as college free agents made the initial 53-man roster for the 2024 season.

CFA'S ON DENVER'S INITIAL 53-MAN ROSTER, 2024 SEASON

| Year | Player | College |
|------|----------------------|------------------|
| 2023 | TE Nate Adkins | South Carolina |
| 2024 | ILB Levelle Bailey | Fresno State |
| 2024 | T Frank Crum | Wyoming |
| 2023 | RB Jaleel McLaughlin | Youngstown State |
| 2022 | CB Ja'Quan McMillian | East Carolina |
| 2023 | T Alex Palczewski | Illinois |
| 2024 | RB Blake Watson | Memphis |

BRONCOS MAKING MOVES

Since General Manager George Paton took over in 2021, Denver has made the fifth-most trades made among all NFL clubs. Only Houston (44), Philadelphia (41), the N.Y. Jets (31) and Carolina (30) have made more trades in that span.

Most recently, Denver acquired both quarterback Zach Wilson and defensive lineman John Franklin-Myers from the New York Jets during the week of the 2024 NFL Draft. Currently, three players (defensive end John Franklin-Myers, tight end Adam Trautman and quarterback Zach Wilson) on the Broncos' 53-man roster were acquired via trade.

MOST TRADES MADE BY A CLUB, SINCE 2021

| Rk. | Team | Total Trades |
|-----|---------------|--------------|
| 1. | Houston | 44 |
| 2. | Philadelphia | 41 |
| 3. | Jets | 31 |
| 4. | Carolina | 30 |
| 5. | Denver | 29 |



DENVER BRONCOS WEEKLY RELEASE

SEAN PAYTON ENTERS SECOND SEASON AS

DENVER BRONCOS HEAD COACH



Sean Payton was named the 20th head coach in franchise history on Feb. 3, 2023. Below is a look at the overall records (regular season and playoffs) for all of Denver's head coaches.

OVERALL RECORDS, BRONCOS ALL-TIME HEAD COACHES

| Head Coach | Years | W | L | T | Pct. |
|--------------------|----------------|-----------|-----------|----------|-------------|
| Frank Filchock | 1960-61 | 7 | 20 | 1 | .268 |
| Jack Faulkner | 1962-64 | 9 | 22 | 1 | .297 |
| Mac Speedie* | 1964-66 | 6 | 19 | 1 | .250 |
| Ray Malavasi* | 1966 | 4 | 8 | 0 | .333 |
| Lou Saban | 1967-71 | 20 | 42 | 3 | .331 |
| Jerry Smith* | 1971 | 2 | 3 | 0 | .400 |
| John Ralston | 1972-76 | 34 | 33 | 3 | .507 |
| Red Miller | 1977-80 | 42 | 25 | 0 | .627 |
| Dan Reeves | 1981-92 | 117 | 79 | 1 | .596 |
| Wade Phillips | 1993-94 | 16 | 17 | 0 | .485 |
| Mike Shanahan | 1995-2008 | 146 | 91 | 0 | .616 |
| Josh McDaniels | 2009-10 | 11 | 17 | 0 | .393 |
| Eric Studesville* | 2010 | 1 | 3 | 0 | .250 |
| John Fox | 2011-14 | 49 | 22 | 0 | .690 |
| Gary Kubiak | 2015-16 | 24 | 11 | 0 | .686 |
| Vance Joseph | 2017-18 | 11 | 21 | 0 | .344 |
| Vic Fangio | 2019-21 | 19 | 30 | 0 | .388 |
| Nathaniel Hackett | 2022 | 4 | 11 | 0 | .267 |
| Jerry Rosburg* | 2022 | 1 | 1 | 0 | .500 |
| Sean Payton | 2023-24 | 17 | 14 | 0 | .548 |

*Interim Head Coach

BREAKDOWN OF PAYTON'S COACHING RECORD

| Category | W | L | T | Pct. |
|---|------------|------------|----------|-------------|
| Regular season record as an NFL head coach | 169 | 103 | 0 | .621 |
| Postseason record as an NFL head coach | 9 | 8 | 0 | .529 |
| Overall record as an NFL head coach | 178 | 111 | 0 | .616 |
| Regular season record as an NFL assistant coach | 70 | 73 | 1 | .490 |
| Postseason record as an NFL assistant coach | 2 | 3 | 0 | .400 |
| Overall record as an NFL assistant coach | 72 | 76 | 1 | .487 |
| Overall record as an NFL coach | 250 | 187 | 1 | .572 |
| Regular season record as a collegiate assistant coach | 44 | 53 | 4 | .455 |
| Postseason record as a collegiate assistant coach | 0 | 0 | 0 | — |
| Overall record as a collegiate assistant coach | 44 | 53 | 4 | .455 |
| Overall record coaching football | 294 | 241 | 5 | .549 |

PAYTON'S YEAR-BY-YEAR NFL COACHING CAREER

| Year | Position | Team/School | Rec. | Postseason |
|------|-----------------------|--------------|-------|----------------|
| 1997 | Quarterbacks | Philadelphia | 6-9-1 | |
| 1998 | Quarterbacks | Philadelphia | 3-13 | |
| 1999 | Quarterbacks | N.Y. Giants | 7-9 | |
| 2000 | Offensive Coordinator | N.Y. Giants | 12-4 | Playoffs (2-1) |
| 2001 | Offensive Coordinator | N.Y. Giants | 7-9 | |
| 2002 | Offensive Coordinator | N.Y. Giants | 10-6 | Playoffs (0-1) |
| 2003 | Asst. Head Coach/QBs | Dallas | 10-6 | Playoffs (0-1) |
| 2004 | Asst. Head Coach/QBs | Dallas | 6-10 | |
| 2005 | Asst. Head Coach/QBs | Dallas | 9-7 | |
| 2006 | Head Coach | New Orleans | 10-6 | Playoffs (1-1) |
| 2007 | Head Coach | New Orleans | 7-9 | |
| 2008 | Head Coach | New Orleans | 8-8 | |
| 2009 | Head Coach | New Orleans | 13-3 | Playoffs (3-0) |
| 2010 | Head Coach | New Orleans | 11-5 | Playoffs (0-1) |
| 2011 | Head Coach | New Orleans | 13-3 | Playoffs (1-1) |
| 2013 | Head Coach | New Orleans | 11-5 | Playoffs (1-1) |
| 2014 | Head Coach | New Orleans | 7-9 | |
| 2015 | Head Coach | New Orleans | 7-9 | |
| 2016 | Head Coach | New Orleans | 7-9 | |
| 2017 | Head Coach | New Orleans | 11-5 | Playoffs (1-1) |
| 2018 | Head Coach | New Orleans | 13-3 | Playoffs (1-1) |
| 2019 | Head Coach | New Orleans | 13-3 | Playoffs (0-1) |
| 2020 | Head Coach | New Orleans | 12-4 | Playoffs (1-1) |
| 2021 | Head Coach | New Orleans | 9-8 | |
| 2023 | Head Coach | Denver | 8-9 | |
| 2024 | Head Coach | Denver | 9-5 | |

TOTALS 239-176-1 (.576) 11-11 (.500)

PAYTON RANKS 19TH ALL-TIME IN WINS

For his career, Head Coach Sean Payton has accumulated 169 regular-season wins, including nine in 2024. His 169 such victories rank tied for 19th among all head coaches in NFL history.

MOST WINS AMONG HEAD COACHES, REG. SEASON, NFL HISTORY

| Rk. | Name | Years | Wins |
|------------|----------------------|-------------------|------------|
| 1. | Don Shula* | 1963-95 | 328 |
| 2. | George Halas* | 1920-67 | 318 |
| 3. | Bill Belichick | 1991-2023 | 302 |
| 4. | Andy Reid | 1999-pres. | 271 |
| 5. | Tom Landry* | 1960-88 | 250 |
| 6. | Curly Lambeau* | 1921-53 | 226 |
| 7. | Paul Brown* | 1946-75 | 213 |
| 8. | Marty Schottenheimer | 1984-2006 | 200 |
| 9. | Chuck Noll* | 1969-1991 | 193 |
| 10. | Dan Reeves | 1981-2003 | 190 |
| 11. | Chuck Knox | 1973-94 | 186 |
| 12. | Mike Tomlin | 2007-pres. | 183 |
| 13. | Jeff Fisher | 1994-2016 | 173 |
| | Mike McCarthy | 2006-pres. | 173 |
| 15. | Bill Parcells* | 1983-2006 | 172 |
| 16. | Pete Carroll | 1994-2023 | 170 |
| | Tom Coughlin | 1995-2015 | 170 |
| | Mike Shanahan | 1988-2013 | 170 |
| 19. | Sean Payton | 2006-pres. | 169 |
| | John Harbaugh | 2008-pres. | 169 |

* = Inductee into Pro Football Hall of Fame



PAYTON AMONG BEST ACTIVE HEAD COACHES



Head Coach Sean Payton has tallied 178 wins (reg. + postseason) in his career, which is tied for the fourth-most victories among active head coaches. Additionally, his .616 overall winning percentage as a head coach ranks tied for third among active coaches (min. 200 games), trailing only Andy Reid (.648) and Mike Tomlin (.625).

CAREER RECORDS, ACTIVE HEAD COACHES

| Rk. | Name | Regular Season | Postseason | Total |
|-----|--------------------|------------------|------------|------------------|
| 1. | Andy Reid | 271-145-1 | 26-16 | 297-161-1 |
| 2. | Mike Tomlin | 183-104-2 | 8-10 | 191-114-2 |
| 3. | Mike McCarthy | 173-110-2 | 11-11 | 184-121-2 |
| 4. | Sean Payton | 169-103-0 | 9-8 | 178-111-0 |
| | John Harbaugh | 169-104-0 | 12-9 | 181-113-0 |

SEASONS WITH 10 OR MORE WINS

Head Coach Sean Payton, who has served in the role for 16 years, has led teams to 10 or more wins in a single season on nine occasions. Among active coaches, Payton's nine seasons with 10+ wins ranks fifth.

SEASONS WITH 10+ WINS, ACTIVE HEAD COACHES

| Rk. | Name | Seasons |
|-----|--------------------|----------|
| 1. | Andy Reid | 19 |
| 2. | Mike McCarthy | 11 |
| | Mike Tomlin | 11 |
| 4. | John Harbaugh | 10 |
| 5. | Sean Payton | 9 |

CHAMPIONSHIP PEDIGREE

Among active NFL head coaches, there are six who have appeared in at least three conference championship games while at the helm of their respective clubs. Broncos Head Coach Sean Payton has advanced to three NFC Championship Games in his career, tying him for fifth among active head coaches.

CONF. CHAMPIONSHIP GAMES, ACTIVE HCs

| Rk. | Name | No. |
|-----|--------------------|----------|
| 1. | Andy Reid | 11 |
| 2. | Mike McCarthy | 4 |
| | John Harbaugh | 4 |
| | Kyle Shanahan | 4 |
| 5. | Sean Payton | 3 |
| | Mike Tomlin | 3 |

PAYTON'S PLACE

In his first season at the helm last year, Head Coach Sean Payton led the Broncos to 357 total points. That is the third-most points scored by a Broncos' first-year head coach, behind only Mike Shanahan (388, 1995) and Wade Phillips (373, 1993).

MOST POINTS SCORED, BRONCOS' FIRST-YEAR HEAD COACH

| Rk. | Name | Year | Points |
|-----|--------------------|-------------|------------|
| 1. | Mike Shanahan | 1995 | 388 |
| 2. | Wade Phillips | 1993 | 373 |
| 3. | Sean Payton | 2023 | 357 |

66 GAMES OVER .500

Across 16 seasons as an NFL head coach, Sean Payton has amassed a 169-103 (.620) regular-season record and is currently 66 games over .500 for his career. His 66 games over .500 is tied for third among active coaches, trailing only Andy Reid (126) and Mike Tomlin (79).

GAMES OVER .500, REG. SEASON, ACTIVE HEAD COACHES

| Rk. | Name | Record | Gms over .500 |
|-----|--------------------|------------------|---------------|
| 1. | Andy Reid | 271-145-1 | 126 |
| 2. | Mike Tomlin | 183-104-2 | 79 |
| 3. | Sean Payton | 169-103-0 | 66 |
| 4. | John Harbaugh | 169-104-0 | 65 |
| 5. | Mike McCarthy | 173-110-2 | 63 |

BACK ON THE RIGHT TRACK

In his first year with the Broncos last season, Head Coach Sean Payton led Denver to an 8-9 record, including a 3-3 mark in the AFC West. The eight wins are the most by a Broncos' first year head coach since Gary Kubiak (12) in 2015 and are tied for the fifth most in club history.

MOST WINS BY BRONCOS' FIRST YEAR HEAD COACH

| Rk. | Name | Year | Wins | Losses | Ties | Pct. |
|-----|--------------------|-------------|----------|----------|----------|--------------|
| 1. | Gary Kubiak | 2015 | 12 | 4 | 0 | 0.750 |
| | Red Miller | 1977 | 12 | 2 | 0 | 0.857 |
| 3. | Dan Reeves | 1981 | 10 | 6 | 0 | 0.625 |
| 4. | Wade Phillips | 1993 | 9 | 7 | 0 | 0.563 |
| 5. | Sean Payton | 2023 | 8 | 9 | 0 | 0.471 |
| | John Fox | 2011 | 8 | 8 | 0 | 0.500 |
| | Josh McDaniels | 2009 | 8 | 8 | 0 | 0.500 |
| | Mike Shanahan | 1995 | 8 | 8 | 0 | 0.500 |

2024 BRONCOS ASSISTANT COACHING STAFF

(S) - Sideline; (B) - Booth
OFFENSE

Joe Lombardi (B) Offensive Coordinator
 Lou Ayeni (S) Running Backs
 Pete Carmichael (S) Senior Offensive Assistant
 Keary Colbert (S) Wide Receivers
 Declan Doyle (S) Tight Ends
 Zack Grossi (B) Passing Game Specialist
 Logan Kilgore (S) Offensive Quality Control
 Austin King (B) Asst. Offensive Line
 John Morton (B) Pass Game Coordinator
 Zach Strief (S) Offensive Line
 Favian Upshaw (B) Offensive Quality Control
 Davis Webb (S) Quarterbacks

DEFENSE

Vance Joseph (S) Defensive Coordinator
 Jamar Cain (S) Defensive Line
 Jim Leonhard (S) Def. Pass Game Coord./Defensive Backs
 Addison Lynch (B) Defensive Quality Control
 Greg Manuskus (S) Inside Linebackers
 Isaac Shewmaker (B) Defensive Quality Control
 Joe Vitt (S) Senior Defensive Assistant
 Michael Wilhoite (S) Outside Linebackers

SPECIAL TEAMS

Ben Kotwica (S) Special Teams Coordinator
 Chris Banjo (S) Asst. Special Teams

STRENGTH AND CONDITIONING

Dan Dalrymple (S) Strength and Conditioning
 Korey Jones (S) Assistant Strength and Conditioning
 Shaun Snee (S) Assistant Strength and Conditioning



OFFENSE FINDING ITS GROOVE



The Broncos have posted 336 offensive points this season and allowed just 247 points on defense, tallying a point differential of +89. That is the sixth-best differential in the NFL and second-best mark in the AFC, behind only Buffalo (+135).

HIGHEST POINT DIFFERENTIAL, AFC TEAMS, 2024 SEASON

| Rk. | Team | Pts. For | Pts. Against | Diff. |
|-----|---------------|------------|--------------|------------|
| 1. | Buffalo | 445 | 310 | +135 |
| 2. | Denver | 336 | 247 | +89 |
| 3. | Baltimore | 418 | 332 | +86 |
| 4. | Pittsburgh | 336 | 265 | +71 |
| 5. | Kansas City | 329 | 259 | +70 |

BRONCOS FINDING THEIR RUNNING LEGS

In Week 7 against the Saints, the Broncos rushed 35 times for 225 yards (5.5 avg.) with two touchdowns. That performance is tied for the fifth-most rushing yards by the Broncos in a single game since the 2010 season and most since 2013.

Additionally, the Broncos had four players rush at least four times and average at least 5.0 yards per carry in a single game for the first time in franchise history.

MOST RUSHING YARDS, BY BRONCOS, SINCE 2010

| Rk. | Game | Att. | Yds. | Avg. | TDs |
|-----|---------------------------|-----------|------------|------------|----------|
| 1. | at Oak (11/6/11) | 39 | 299 | 7.7 | 2 |
| 2. | at N.E. (11/24/13) | 48 | 280 | 5.8 | 1 |
| 3. | vs. N.E. (12/18/11) | 31 | 252 | 8.1 | 3 |
| 4. | at K.C. (11/13/11) | 55 | 244 | 4.4 | 1 |
| 5. | at N.O. (10/17/24) | 35 | 225 | 5.5 | 2 |
| | vs. N.O. (10/28/12) | 41 | 225 | 6.4 | 1 |

RUSHING FOR THE FIRST

This season, the Broncos have totaled 1,517 yards on 370 rushing attempts (4.1 avg.), including 94 rushing first downs. That is tied for the fifth-most rushing first downs among all AFC teams this year, behind only Baltimore (129), Buffalo (117), Indianapolis (99) and Pittsburgh (98).

MOST RUSHING FIRST DOWNS, AFC TEAMS, 2024 SEASON

| Rk. | Team | Att. | Yds. | Avg. | 1st | TDs |
|-----|---------------|------------|--------------|------------|-----------|-----------|
| 1. | Baltimore | 438 | 2,498 | 5.7 | 129 | 17 |
| 2. | Buffalo | 396 | 1,831 | 4.6 | 117 | 28 |
| 3. | Indianapolis | 379 | 1,693 | 4.5 | 99 | 13 |
| 4. | Pittsburgh | 455 | 1,773 | 3.9 | 98 | 12 |
| 5. | Denver | 370 | 1,517 | 4.1 | 94 | 10 |
| | Kansas City | 391 | 1,570 | 4.0 | 94 | 12 |


BRONCOS OFFENSE COMING ALIVE

Since Week 5, the Broncos have been one of the highest-scoring offenses in the AFC, totaling 274 points in the previous 10 games. That is the fourth most in the conference, behind only Buffalo (323), Baltimore (312) and Cincinnati (297).

MOST POINTS SCORED, AFC TEAMS, SINCE WEEK 5

| Rk. | Team | Games | Points | PPG |
|-----|---------------|-----------|------------|-------------|
| 1. | Buffalo | 10 | 323 | 32.3 |
| 2. | Baltimore | 10 | 312 | 31.2 |
| 3. | Cincinnati | 10 | 297 | 29.7 |
| 4. | Denver | 10 | 274 | 27.4 |
| 5. | Pittsburgh | 10 | 261 | 26.1 |

NIX WINS NFL OFFENSIVE ROOKIE OF THE MONTH FOR OCTOBER



Quarterback Bo Nix was announced as the NFL Offensive Rookie of the Month for October after completing 62-of-123 passes for 870 yards with seven touchdowns and one interception (102.7 rtg.). Nix became just the third Bronco (fourth occurrence) in team history to win NFL Offensive Rookie of the Month and is the first to do so since running back Clinton Portis in 2002.

PLAYERS TO WIN NFL OFFENSIVE ROOKIE OF THE MONTH, TEAM HISTORY

| Player | Year | Month | Stats |
|-------------------|-------------|-------------|---|
| QB Bo Nix | 2024 | Oct. | 62-123, 870 yds., 7 TDs, 1 INT, 102.7 Rtg. |
| RB Clinton Portis | 2002 | Oct. | 79 att., 358 yds. 3 TDs / 11 rec., 98 yds., 1 TD |
| RB Mike Anderson | 2000 | Dec. | 104 att., 516 yds., 8 TDS / 4 rec., 34 yds. |
| RB Mike Anderson | 2000 | Sept. | 85 att., 403 yds., 3 TDs / 5 rec., 39 yds. |

NIX WINS AFC OFFENSIVE PLAYER OF THE WEEK IN WEEK 11

After completing 28-of-33 passes (84.8%) for 307 yards with four touchdowns and no interceptions (145.0 rtg.) against the Atlanta Falcons in Week 11, quarterback Bo Nix was named AFC Offensive Player of the Week. He became the first Broncos signal caller since Trevor Siemian in 2016 and the 10th Broncos rookie in team history to earn that award.

ROOKIES TO WIN AFC PLAYER OF THE WEEK, TEAM HISTORY

| Year | Opp. (Wk) | Player | Off./Def./ST |
|-------------|-------------------------|--------------------|--------------|
| 2024 | vs. Atl. (Wk 11) | QB Bo Nix | OFF |
| 2023 | at Buf. (Wk 10) | WR Marvin Mims Jr. | ST |
| 2021 | vs. LAC (Wk 12) | CB Pat Surtain II | DEF |
| 2018 | at Cin. (Wk 12) | RB Phillip Lindsay | OFF |
| 2016 | at N.O. (Wk 10) | S Justin Simmons | ST |
| 2011 | vs. NYJ (Wk 11) | OLB Von Miller | DEF |
| 2004 | at Ten. (Wk 16) | LB D.J. Williams | DEF |
| 2000 | at N.O. (Wk 14) | RB Mike Anderson | OFF |
| 2000 | at Sea. (Wk 13) | RB Mike Anderson | OFF |
| 2000 | vs. Oak. (Wk 11) | LB Ian Gold | ST |
| 1999 | vs. Sea. (Wk 15) | RB Olandis Gary | OFF |

NIX LEADING BRONCOS TO WINS

With quarterback Bo Nix as its starter this season, Denver has accumulated a record of 9-5 (.643). The team's nine wins are the most by any Broncos team starting a rookie quarterback in franchise history.

MOST WINS, BRONCOS ROOKIE QBs, TEAM HISTORY

| Rk. | Player | Year | Wins | Loss | Ties | Win% |
|-----|---------------|-------------|----------|----------|----------|-------------|
| 1. | Bo Nix | 2024 | 9 | 5 | 0 | .643 |
| 2. | John Elway | 1983 | 4 | 6 | 0 | .400 |
| | Drew Lock | 2019 | 4 | 1 | 0 | .800 |
| 4. | Jay Cutler | 2006 | 2 | 3 | 0 | .400 |
| | Craig Penrose | 1976 | 2 | 0 | 0 | 1.000 |



NIX FIRST BRONCOS ROOKIE TO START WEEK 1 MATCHUP SINCE JOHN ELWAY



Selected by the Broncos in the first round (12th overall) of the 2024 NFL Draft, quarterback Bo Nix was announced as the Broncos starter for their Week 1 matchup at Seattle on Aug. 21 by Head Coach Sean Payton. Nix became just the 11th quarterback drafted by the Broncos to make a start during his rookie season.

Nix also became just the second Broncos rookie QB in franchise history—and first since Pro Football Hall of Fame QB John Elway in 1983—to start the club's Week 1 matchup.

QBs DRAFTED BY BRONCOS TO START AS A ROOKIE

| Player | Rd. (Ovr.) | Starting Debut | Result |
|------------------|-----------------|-------------------------|-----------------|
| Mickey Slaughter | 7th (N/A) | vs. Bos. (9/29/63) | W, 14-10 |
| Scotty Glacken | 7th (N/A) | at Buf. (12/18/66) | L, 38-21 |
| Marlin Briscoe | 14th (N/A) | vs. Cin. (10/6/68) | W, 10-7 |
| Craig Penrose | 4th (107) | vs. K.C. (12/5/76) | W, 17-16 |
| Gary Kubiak | 8th (197) | vs. Sea. (11/20/83) | W, 38-27 |
| Tommy Maddox | 1st (25) | at LAA (11/22/92) | L, 24-0 |
| Jay Cutler | 1st (11) | vs. Sea. (12/3/06) | L, 23-20 |
| Tim Tebow | 1st (25) | at Oak. (12/19/10) | L, 39-23 |
| Paxton Lynch | 1st (26) | vs. Atl. (10/9/16) | L, 23-16 |
| Drew Lock | 2nd (42) | vs. LAC (12/2/19) | W, 23-20 |
| Bo Nix | 1st (12) | at Sea. (9/8/24) | L, 20-26 |

QUARTERBACKS DRAFTED BY DENVER TO START FOR THE TEAM

| Player | Year Drafted | Rd. (Ovr.) | GS w/Denver |
|------------------|--------------|---------------|-------------|
| Mickey Slaughter | 1963 | 7 (N/A) | 19 |
| Scotty Glacken | 1966 | 7 (N/A) | 1 |
| Marlin Briscoe | 1968 | 14 (357) | 5 |
| Chuck Pastrana | 1969 | 11 (270) | 3 |
| John Hufnagel | 1973 | 14 (348) | 1 |
| Craig Penrose | 1976 | 4 (107) | 4 |
| Mark Herrmann | 1981 | 4 (98) | 1 |
| Gary Kubiak | 1983 | 8 (197) | 5 |
| Tommy Maddox | 1992 | 1 (25) | 4 |
| Brian Griese | 1998 | 3 (91) | 51 |
| Jarious Jackson | 2000 | 7 (214) | 1 |
| Jay Cutler | 2006 | 1 (11) | 37 |
| Tim Tebow | 2010 | 1 (25) | 14 |
| Brock Osweiler | 2012 | 2 (57) | 7 |
| Trevor Siemian | 2015 | 7 (250) | 24 |
| Paxton Lynch | 2016 | 1 (26) | 4 |
| Drew Lock | 2019 | 2 (42) | 21 |
| Bo Nix | 2024 | 1 (12) | 13 |

BO KNOWS TOUCHDOWNS

Quarterback Bo Nix has combined for 25 offensive touchdowns through 15 weeks this season, tallying 20 passing scores, four rushing touchdowns and one reception in the end zone. Among rookies, he ranks first in offensive touchdowns (25), completions (297) and passing touchdowns (20).

MOST OFFENSIVE TDs, 2024 ROOKIES

| Rk. Player | Team | Pass TDs | Rush TDs | Rec. TDs | TDs |
|-------------------|-------------|-----------|----------|----------|-----------|
| 1. Bo Nix | Den. | 20 | 4 | 1 | 25 |
| 2. Jayden Daniels | Was. | 17 | 6 | 0 | 23 |
| 3. Caleb Williams | Chi. | 16 | 0 | 0 | 16 |
| 4. Drake Maye | N.E. | 12 | 2 | 0 | 14 |

AMONG THE NFL'S BEST SINCE WEEK 5



Since Week 5, quarterback Bo Nix has been one of the best signal callers in the NFL, completing 214-of-314 passes for 2,312 yards with 19 touchdowns and seven interceptions (96.0 rtg.). His 19 passing touchdowns in that span are the fifth most among all NFL passers, behind only quarterbacks Lamar Jackson, Joe

Burrow, Jared Goff and Baker Mayfield.

Additionally, Nix has been one of the least sacked quarterbacks in the league, having been sacked just 16 times since Week 5. Only Josh Allen (8), Kyler Murray (13) and Matthew Stafford (15) have been taken down less.

MOST PASSING TDs, SINCE WEEK 5, NFL QBs

| Rk. Player | Team | Comp. | Att. | Yds. | TDs | INTs | Rtg. |
|-------------------|------------|------------|------------|--------------|-----------|----------|-------------|
| 1. Lamar Jackson | Bal. | 203 | 296 | 2,722 | 29 | 2 | 127.4 |
| 2. Joe Burrow | Cin. | 240 | 356 | 2,728 | 26 | 5 | 108.7 |
| 3. Jared Goff | Det. | 226 | 316 | 2,744 | 25 | 6 | 116.3 |
| 4. Baker Mayfield | T.B. | 237 | 334 | 2,633 | 24 | 12 | 103.0 |
| 5. Bo Nix | Den | 214 | 329 | 2,312 | 19 | 7 | 96.0 |

FEWEST SACKS TAKEN SINCE WEEK 5, NFL QBs, MIN. 300 ATT.

| Rk. Player | Team | Comp. | Att. | Yds. | TDs | INTs | Sack |
|---------------------|------------|------------|------------|--------------|-----------|----------|-----------|
| 1. Josh Allen | Buf. | 205 | 326 | 2,58 | 18 | 5 | 8 |
| 2. Kyler Murray | Ari. | 219 | 318 | 2,309 | 9 | 7 | 13 |
| 3. Matthew Stafford | LAR | 220 | 336 | 2,485 | 17 | 5 | 15 |
| 4. Bo Nix | Den | 214 | 329 | 2,312 | 19 | 7 | 16 |
| 5. Tua Tagovailoa | Mia. | 229 | 303 | 2,169 | 16 | 4 | 17 |

AIRING IT OUT

Quarterback Bo Nix has been one of the more successful quarterbacks at throwing downfield this season. He is tied for the fifth-most completions of 20 or more yards among AFC signal callers, connecting on 43 such passes.

COMPLETIONS OF 20+ YARDS, AFC QBs, 2024 SEASON

| Rk. Player | Team | Comp. |
|------------------|---------------|-----------|
| 1. Josh Allen | Buffalo | 52 |
| 2. Lamar Jackson | Baltimore | 49 |
| 3. Aaron Rodgers | N.Y. Jets | 44 |
| Justin Herbert | L.A. Chargers | 44 |
| 5. Bo Nix | Denver | 43 |
| Joe Burrow | Cincinnati | 43 |

NIX'S TRIPLE PLAY

Quarterback Bo Nix joined exclusive company after the Broncos' Week 9 matchup against the Ravens. After catching a touchdown pass from wide receiver Courtland Sutton, Nix joined quarterbacks Marcus Mariotta (2015) and Kordell Stewart (1995) as the only signal callers in league history to record at least one passing, rushing and receiving touchdown as a rookie.

Additionally, Nix became just the second Broncos signal caller in team annals to accomplish that feat, joining Pro Football Hall of Fame quarterback John Elway (1986).

ROOKIE QBs WITH AT LEAST 1 PASSING, 1 RUSHING AND 1 RECEIVING TOUCHDOWN, NFL HISTORY

| Player | Season | Pass TDs | Rush TDs | Rec. TDs |
|-----------------|-------------|-----------|----------|----------|
| Bo Nix | 2024 | 20 | 4 | 1 |
| Marcus Mariotta | 2015 | 19 | 2 | 1 |
| Kordell Stewart | 1995 | 1 | 1 | 1 |



BO KNOWS' THE END ZONE



This season, quarterback Bo Nix has recorded 20 passing touchdowns while throwing only 11 interceptions. His 1.8 touchdown to interception ratio is the fourth best among rookie quarterbacks with at least 460 passing attempts in league history.

BEST TD/INT RATIO, ROOKIE QBs, MIN. 460 ATT., LEAGUE HISTORY

| Rk. | Player | Team | Season | TDs | INTs | Ratio |
|-----|----------------|---------------|-------------|-----------|-----------|------------|
| 1. | C.J. Stroud | Houston | 2019 | 18 | 4 | 4.6 |
| 2. | Justin Herbert | L.A. Chargers | 2020 | 31 | 10 | 3.1 |
| 3. | Baker Mayfield | Cleveland | 2018 | 27 | 14 | 1.9 |
| 4. | Bo Nix | Denver | 2024 | 20 | 11 | 1.8 |
| 5. | Derek Carr | Oakland | 2014 | 21 | 12 | 1.8 |

HARD TO BRING DOWN BO

Quarterback Bo Nix has proven to be one of the more difficult rookies in league history for opposing players to bring down in the backfield, taking only 20 sacks on 524 total drop backs. His 20 sacks taken are the second fewest among rookie signal callers in league history with at least 450 drop backs, behind only Matt Ryan (17) in 2008.

FEWEST SACKS TAKEN, ROOKIE QBs, MIN. 450 DROP BACKS, LEAGUE HISTORY

| Rk. | Player | Team | Season | Drpbk | Sacks |
|-----|----------------|---------------|-------------|------------|-----------|
| 1. | Matt Ryan | Atlanta | 2008 | 466 | 17 |
| 2. | Bo Nix | Denver | 2024 | 524 | 20 |
| 3. | Baker Mayfield | Cleveland | 2018 | 502 | 24 |
| | Derek Carr | Oakland | 2014 | 629 | 24 |
| | Andy Dalton | Cincinnati | 2011 | 564 | 24 |

PUTTING A 'BO' ON IT



In Week 11, quarterback Bo Nix completed 28-of-33 passes (84.8%) for 307 yards with four touchdowns and no interceptions (145.0 rtg.). With that performance, he became just the second rookie in league history to record at least 300 passing yards, four passing scores and have a passer rating of at least

140.0 in a game. He also became the first rookie in NFL history to record 300 passing yards, four passing scores and have a completion percentage of at least 80% in a game.

Additionally, his 84.8 completion percentage was the second highest by any Broncos quarterback in a game with at least 30 passing attempts.

ROOKIES WITH 300+ PASSING YDS., 4+ PASSING TDs & 140+ PASSER RATING, LEAGUE HISTORY

| Player | Game | Comp. | Att. | Yds. | TDs | INTs | Rtg. |
|-------------|---------------------|-------|------|------|-----|------|-------|
| Bo Nix | vs. Atl. (11/17/24) | 28 | 33 | 307 | 4 | 0 | 145.0 |
| C.J. Stroud | vs. T.B. (11/5/23) | 30 | 42 | 470 | 5 | 0 | 147.8 |

HIGHEST COMP. PERCENTAGE, MIN. 30 ATT., TEAM HISTORY

| Player | Game | Comp. | Att. | Comp. % | Yds. | TDs | INTs |
|------------|----------------------------|-----------|-----------|-------------|------------|----------|----------|
| Manning | vs. Oak. (9/23/13) | 32 | 37 | 86.5 | 374 | 3 | 0 |
| Nix | vs. Atl. (11/17/24) | 28 | 33 | 84.8 | 307 | 4 | 0 |
| Manning | vs. Phi. (9/29/13) | 28 | 34 | 82.4 | 327 | 4 | 0 |

NIX LEADING THE WAY

This season, quarterback Bo Nix has completed 297-of-467 passes (63.6%) for 2,972 yards with 20 touchdowns and 11 interceptions (86.1 rtg.). His 297 completions are the most by a Broncos rookie quarterback while his 63.6 completion percentage is the second highest among that group.

Additionally, his 2,972 passing yards and 20 passing touchdowns are the most by a Broncos first-year player.


MOST PASSING TDs, BRONCOS ROOKIE QBs, TEAM HISTORY

| Rk. | Player | Year | Comp. | Att. | Yds. | TDs | INTs | Rtg. |
|-----|------------------|-------------|------------|------------|--------------|-----------|-----------|-------------|
| 1. | Bo Nix | 2024 | 297 | 467 | 2,972 | 20 | 11 | 86.1 |
| 2. | Marlin Briscoe | 1968 | 93 | 224 | 1,589 | 14 | 13 | 62.9 |
| 3. | Mickey Slaughter | 1963 | 112 | 223 | 1,689 | 13 | 14 | 68.8 |
| 4. | Jay Cutler | 2006 | 81 | 137 | 1,001 | 9 | 5 | 88.5 |

MOST PASSING YARDS, BRONCOS ROOKIE QBs, TEAM HISTORY

| Rk. | Player | Year | Comp. | Att. | Yds. | TDs | INTs | Rtg. |
|-----|------------------|-------------|------------|------------|--------------|-----------|-----------|-------------|
| 1. | Bo Nix | 2024 | 297 | 467 | 2,972 | 20 | 11 | 86.1 |
| 2. | Mickey Slaughter | 1963 | 112 | 223 | 1,689 | 13 | 14 | 68.8 |
| 3. | John Elway | 1983 | 123 | 259 | 1,663 | 7 | 14 | 54.9 |
| 4. | Marlin Briscoe | 1968 | 93 | 224 | 1,589 | 14 | 13 | 62.9 |
| 5. | Drew Lock | 2019 | 100 | 156 | 1,020 | 7 | 3 | 89.7 |

NIX WITH A NOSE FOR THE END ZONE



With his rushing touchdown in Week 8 against Carolina, quarterback Bo Nix surpassed quarterback Marlin Briscoe for the second-most rushing scores by a Broncos rookie signal caller (4). Only quarterback Tim Tebow (6) recorded more in his first season in the NFL with Denver.

Additionally, his 327 yards rushing are the most by a Broncos rookie quarterback in team history, behind only quarterback Marlin Briscoe (308) in 1968.

MOST RUSHING TDs, BRONCOS ROOKIE QBs, TEAM HISTORY

| Rk. | Player | Year | Att. | Yds. | Avg. | TDs |
|-----|----------------|-------------|-----------|------------|------------|----------|
| 1. | Tim Tebow | 2010 | 43 | 227 | 5.3 | 6 |
| 2. | Bo Nix | 2024 | 75 | 327 | 4.4 | 4 |
| 3. | Marlin Briscoe | 1968 | 41 | 308 | 7.5 | 3 |

MOST RUSHING YARDS, BRONCOS ROOKIE QBs, TEAM HISTORY

| Rk. | Player | Year | Att. | Yds. | Avg. | TDs |
|-----|------------------|-------------|-----------|------------|------------|----------|
| 1. | Bo Nix | 2024 | 75 | 327 | 4.4 | 4 |
| 2. | Marlin Briscoe | 1968 | 41 | 308 | 7.5 | 3 |
| 3. | Tim Tebow | 2010 | 43 | 227 | 5.3 | 6 |
| 4. | John Elway | 1983 | 28 | 146 | 5.2 | 1 |
| 5. | Mickey Slaughter | 1963 | 29 | 127 | 4.4 | 1 |

NIX NEARING THE TOP

Against Las Vegas in Week 12, quarterback Bo Nix produced his fifth game of the season with at least 200 passing yards, two passing touchdowns and no interceptions. That is tied for the third-most such games by a rookie in NFL history, behind only quarterbacks Justin Herbert (6 games, 2020) and C.J. Stroud (6, 2023).

MOST GAMES WITH 200+ PASSING YDS., 2+ PASSING TDs & 0 INTs, ROOKIE QBs, NFL HISTORY

| Rk. | Player | Year | Games |
|-----|-----------------|-------------|----------|
| 1. | Justin Herbert | 2020 | 6 |
| | C.J. Stroud | 2023 | 6 |
| 3. | Bo Nix | 2024 | 5 |
| | Dak Prescott | 2016 | 5 |
| | Gardner Minshew | 2019 | 5 |



WILLIAMS AMONG BEST BRONCOS RBs IN FIRST 50 GAMES



Broncos running back Javonte Williams has started 29-of-51 games played, posting 597 rushes for 2,342 yards (3.9 avg.) with 11 touchdowns. Among Broncos running backs in their first 50 career games with the team, Williams' 2,342 rushing yards are the 11th most in franchise history.

MOST RUSHING YARDS, FIRST 51 CAREER GAMES, BRONCOS RBs

| Rk. | Player | Year | Att. | Yards | Avg. | TDs |
|-----|-------------------------|----------------|------------|--------------|------------|-----------|
| 1. | Terrell Davis | 1995-98 | 1,095 | 5,270 | 4.8 | 44 |
| 2. | Clinton Portis | 2002-03 | 563 | 3,099 | 5.5 | 29 |
| 3. | Otis Armstrong | 1973-77 | 638 | 2,893 | 4.5 | 17 |
| 4. | Sammy Winder | 1982-85 | 749 | 2,849 | 3.8 | 16 |
| 5. | Knowshon Moreno | 2009-13 | 699 | 2,843 | 4.1 | 24 |
| 6. | Mike Anderson | 2000-03 | 600 | 2,722 | 4.5 | 23 |
| 7. | C.J. Anderson | 2013-17 | 574 | 2,580 | 4.5 | 18 |
| 8. | Phillip Lindsay | 2018-20 | 534 | 2,550 | 4.8 | 17 |
| 9. | Tatum Bell | 2004-08 | 505 | 2,442 | 4.8 | 13 |
| 10. | Bobby Humphrey | 1989-91 | 593 | 2,386 | 4.0 | 14 |
| 11. | Javonte Williams | 2021-24 | 597 | 2,342 | 3.9 | 11 |

A DUAL THREAT FROM THE BACKFIELD

Denver Broncos running back Javonte Williams has tallied 146 receptions for 887 yards (6.1 avg.) with five touchdowns in his first 51 career games. Among Broncos ball carriers in that span, Williams' 146 receptions ranks first.

MOST RECEPTIONS, BRONCOS RBs, FIRST 51 CAREER GAMES

| Rk. | Player | Years | Rec. | Yds. | Avg. | TDs |
|-----|-------------------------|----------------|------------|------------|------------|----------|
| 1. | Javonte Williams | 2021-24 | 146 | 879 | 6.1 | 5 |
| 2. | Terrell Davis | 1995-98 | 131 | 986 | 7.5 | 3 |
| 3. | Dave Preston | 1978-81 | 121 | 1,048 | 8.7 | 2 |
| 4. | Knowshon Moreno | 2009-13 | 120 | 1,051 | 8.8 | 6 |
| 5. | Glyn Milburn | 1993-94 | 115 | 849 | 7.4 | 6 |

WILLIAMS PRODUCING BIG RUSHING AND RECEIVING GAMES

Against Las Vegas in Week 5, running back Javonte Williams totaled 61 rushing yards on 13 carries (4.7 avg.) and 50 receiving yards on five catches (10.0). It was his third career game with at least 50 rushing and 50 receiving yards, which is the sixth most in team history among all running backs.



MOST GAMES WITH 50+ REC. YARDS AND 50+ RUSH YARDS,

ALL RBs, TEAM HISTORY

| Rk. | Player | Years | Games |
|-----|-------------------------|----------------|----------|
| 1. | Floyd Little | 1968-75 | 8 |
| 2. | Otis Armstrong | 1974-76 | 6 |
| 3. | Terrell Davis | 1995-98 | 5 |
| | Knowshon Moreno | 2010-13 | 5 |
| 5. | Clinton Portis | 2022-03 | 4 |
| 6. | Javonte Williams | 2021-24 | 3 |

McLAUGHLIN TURNING HEADS TO START CAREER



In his first two professional seasons, Broncos running back Jaleel McLaughlin has appeared in 31 games (6 starts) and totaled 163 carries for 798 rushing yards (4.9 avg.) with two touchdowns. Among undrafted Broncos rookies in their first two seasons, McLaughlin's 798 yards on the ground ranks fourth.

Additionally, his 1,018 scrimmage yards are the fourth most by a Broncos undrafted rookie running back in his first two years in team annals.

MOST RUSHING YARDS, BRONCOS UNDRAFTED RBs,

FIRST TWO SEASONS

| Rk. | Player | Years | Att. | Yds. | Avg. | TDs |
|-----|--------------------------|----------------|------------|------------|------------|----------|
| 1. | Phillip Lindsay | 2018-19 | 416 | 2,048 | 4.9 | 16 |
| 2. | Selvin Young | 2007-08 | 201 | 1,032 | 5.1 | 2 |
| 3. | C.J. Anderson | 2013-14 | 186 | 887 | 4.8 | 8 |
| 4. | Jaleel McLaughlin | 2023-24 | 163 | 798 | 4.9 | 2 |
| 5. | Mike Bell | 2006-07 | 163 | 680 | 4.2 | 8 |

MOST SCRIMMAGE YARDS, BRONCOS UNDRAFTED RBs,

FIRST TWO SEASONS

| Rk. | Player | Years | Touches | Yds. |
|-----|--------------------------|----------------|------------|--------------|
| 1. | Phillip Lindsay | 2018-19 | 486 | 2,485 |
| 2. | Selvin Young | 2007-08 | 239 | 1,279 |
| 3. | C.J. Anderson | 2013-14 | 220 | 1,211 |
| 4. | Jaleel McLaughlin | 2023-24 | 214 | 1,018 |
| 5. | Mike Bell | 2006-07 | 184 | 845 |

SUTTON AMONG BRONCOS BEST WRs IN FIRST 95 GAMES



Broncos wide receiver Courtland Sutton's career numbers rank near the top of all Broncos wide receivers in their first 95 career games. For his career, Sutton has totaled 364 receptions for 5,137 yards (14.1 avg.) with 30 touchdowns. His 5,137 receiving yards ranks third among all Broncos wideouts in that span.

RECEIVING YARDS, BRONCOS WRs, FIRST 95 CAREER GAMES

| Rk. | Player | Rec. | Yds. | Avg. | TDs |
|-----|-------------------------|------------|--------------|-------------|-----------|
| 1. | Demaryius Thomas | 503 | 7,212 | 14.3 | 51 |
| 2. | Rod Smith | 399 | 5,926 | 14.9 | 38 |
| 3. | Courtland Sutton | 364 | 5,137 | 14.1 | 30 |
| 4. | Steve Watson | 257 | 4,647 | 18.1 | 28 |
| 5. | Vance Johnson | 330 | 4,489 | 13.9 | 29 |



SUTTON AMONG BEST BRONCOS TO CATCH THE DEEP BALL



Since joining the Broncos in 2018, wide receiver Courtland Sutton has made 58 "big plays receiving" (receptions of 25+ yards), which is the fourth most in team history. It is also the most since wide receiver Demaryius Thomas recorded 80 during his time in Denver from 2010-18.

Additionally, Sutton's 58 "big plays receiving" also rank third among active AFC players since he entered the NFL in 2018. Only Tyreek Hill (93) and Travis Kelce (59) have recorded more such receptions in that span.

BIG PLAYS RECEIVING (25+ YARDS), TEAM HISTORY, SINCE 1994

| Rk. | Player | Years | Rec. | Yds. | Avg. | TDs | 25+ |
|-----|-------------------------|----------------|------------|--------------|-------------|-----------|-----------|
| 1. | Rod Smith | 1995-2006 | 849 | 11,389 | 13.4 | 68 | 86 |
| 2. | Demaryius Thomas | 2010-18 | 665 | 9,055 | 13.6 | 60 | 80 |
| 3. | Shannon Sharpe | 1990-2003 | 675 | 8,439 | 12.5 | 55 | 61 |
| 4. | Courtland Sutton | 2018-24 | 364 | 5,137 | 14.1 | 30 | 58 |
| | Ed McCaffrey | 1995-2003 | 462 | 6,200 | 13.4 | 46 | 53 |

BIG PLAYS RECEIVING (25+ YARDS), AFC, SINCE 2018

| Rk. | Player | Team | Rec. | Yds. | Avg. | TDs | 25+ |
|-----|-------------------------|--------------|------------|--------------|-------------|-----------|-----------|
| 1. | Tyreek Hill | K.C. / Mia. | 648 | 9,168 | 14.1 | 68 | 93 |
| 2. | Travis Kelce | K.C. | 684 | 8,137 | 11.9 | 54 | 59 |
| 3. | Courtland Sutton | Den. | 364 | 5,137 | 14.1 | 30 | 58 |
| 4. | Mike Williams | LAC/NYJ/Pit. | 315 | 4,960 | 15.7 | 32 | 50 |
| 5. | Ja'Marr Chase | Cin. | 370 | 5,130 | 13.9 | 44 | 46 |

THIRD AND SUTTON



Wide receiver Courtland Sutton has been one of the best in the NFL on third down, totaling 28 receptions for 443 yards (15.8 avg.) with three touchdowns. On third down, he ranks first in the NFL in receptions, receiving yards, receiving first downs (26) and receptions of 20+ yards (8).

MOST RECEIVING YARDS ON THIRD DOWN, 2024

| Rk. | Player | Team | Rec. | Yds. | Avg. | TDs |
|-----|-------------------------|---------------|-----------|------------|-------------|----------|
| 1. | Courtland Sutton | Denver | 28 | 443 | 15.8 | 3 |
| 2. | Amon-Ra St. Brown | Detroit | 25 | 361 | 14.4 | 4 |
| 3. | Khalil Shakir | Buffalo | 20 | 327 | 16.4 | 2 |
| 4. | Terry McLaurin | Washington | 18 | 307 | 17.1 | 4 |
| 5. | George Pickens | Pittsburgh | 23 | 303 | 13.2 | 0 |

MOST RECEPTIONS ON THIRD DOWN, 2024

| Rk. | Player | Team | Rec. | Yds. | Avg. | TDs |
|-----|-------------------------|---------------|-----------|------------|-------------|----------|
| 1. | Courtland Sutton | Denver | 28 | 443 | 15.8 | 3 |
| 2. | Wan'Dale Robinson | N.Y. Giants | 27 | 224 | 8.3 | 1 |
| 3. | Amon-Ra St. Brown | Detroit | 25 | 361 | 14.4 | 4 |
| 4. | Travis Kelce | Kansas City | 23 | 239 | 10.4 | 1 |
| | George Pickens | Pittsburgh | 23 | 303 | 13.2 | 0 |

SUTTON FINDING DIFFERENT WAYS TO THE END ZONE

In the Broncos' Week 9 matchup against Baltimore, wide receiver Courtland Sutton recorded his first career passing touchdown after finding quarterback Bo Nix for a two-yard score. With that pass, he became just the third wide receiver in team history to record a passing touchdown, joining wide receivers Emmanuel Sanders and Arthur Marshall.

WIDE RECEIVERS TO PASS FOR AT LEAST ONE TOUCHDOWN, TEAM HISTORY

| Player | Game | TD Pass Yds. |
|-------------------------|------------------------------|--------------|
| Courtland Sutton | at Bal. (11/3/24) | 2 |
| Emmanuel Sanders | at Ari. (10/18/18) | 28 |
| Arthur Marshall | 2x, last: vs. Ind. (10/3/93) | 30 |

SUTTON REACHES TOP-10 STATUS

Since being drafted by the Broncos in the second round (40th overall) of the 2018 NFL Draft, wide receiver Courtland Sutton has caught 364 passes. That is the ninth most in team history and is the most since wide receiver Emmanuel Sanders caught 404 passes from 2014-19.

MOST RECEPTIONS, TEAM HISTORY

| Rk. | Player | Rec. | Yds. | Avg. | TDs |
|-----|-------------------------|------------|--------------|-------------|-----------|
| 1. | Rod Smith | 849 | 11,389 | 13.4 | 68 |
| 2. | Shannon Sharpe | 675 | 8,439 | 12.5 | 55 |
| 3. | Demaryius Thomas | 665 | 9,055 | 13.6 | 60 |
| 4. | Lionel Taylor | 543 | 6,872 | 12.7 | 44 |
| 5. | Ed McCaffrey | 462 | 6,200 | 13.4 | 46 |
| 6. | Vance Johnson | 415 | 5,695 | 13.7 | 37 |
| 7. | Emmanuel Sanders | 404 | 5,361 | 13.3 | 28 |
| 8. | Riley Odoms | 396 | 5,755 | 14.5 | 41 |
| 9. | Courtland Sutton | 364 | 5,137 | 14.1 | 30 |
| 10. | Steve Watson | 353 | 6,112 | 17.3 | 36 |

SUTTON FIFTH-FATEST BRONCO TO 300 RECEPTIONS



In the 2024 season opener, wide receiver Courtland Sutton recorded four receptions for 38 yards (9.5 avg.) to help him eclipse the 300 career reception mark. Through 82 career games, Sutton produced 302 catches for 4,297 yards (14.2 avg.) with 24 scores.

He became just the fifth Bronco—and first since former Broncos wide receiver Demaryius Thomas in 2014—to reach 300 receptions in 82 games or less. Only Brandon Marshall (59 games), Thomas (62), Vance Johnson (79) and Rod Smith (80) reached that milestone faster.

FASTEST TO 300 CAREER RECEPTIONS, TEAM HISTORY

| Rk. | Player | Games | Rec. | Yds. | Avg. | TDs |
|-----|-------------------------|-----------|------------|--------------|-------------|-----------|
| 1. | Brandon Marshall | 59 | 312 | 3,907 | 12.5 | 24 |
| 2. | Demaryius Thomas | 62 | 305 | 4,700 | 15.4 | 36 |
| 3. | Vance Johnson | 79 | 300 | 4,240 | 14.1 | 25 |
| 4. | Rod Smith | 80 | 303 | 4,536 | 15.0 | 31 |
| 5. | Courtland Sutton | 82 | 302 | 4,297 | 14.2 | 24 |



MR. 5,000



Wide receiver Courtland Sutton posted 355 receptions for 5,003 yards (14.1 avg.) with 29 touchdowns through the first 93 games of his career. After recording 97 receiving yards in Week 12 versus Las Vegas in 2024, Sutton surpassed 5,000 yards for his career.

Sutton became the 11th Broncos wideout—and the first since Demaryius Thomas in 2018—to accomplish the feat. Only Thomas (67) and Rod Smith (84) hit the 5,000-yard plateau in fewer games.

FASTEST PLAYERS TO 5,000 CAREER REC. YARDS, TEAM HISTORY

| Rk. | Player | Games | Rec. | Yds. | Avg. | TDs |
|-----|-------------------------|-----------|------------|--------------|-------------|-----------|
| 1. | Demaryius Thomas | 67 | 336 | 5,087 | 15.1 | 41 |
| 2. | Rod Smith | 84 | 332 | 5,043 | 15.2 | 33 |
| 3. | Courtland Sutton | 93 | 355 | 5,003 | 14.1 | 29 |
| 4. | Steve Watson | 102 | 284 | 5,012 | 17.6 | 31 |
| 5. | Vance Johnson | 107 | 367 | 5,008 | 13.6 | 32 |

SUTTON KEEPS ADDING TOUCHDOWNS

Wide receiver Courtland Sutton set a career high in touchdown receptions last season, totaling 10 catches in the end zone in 16 games played. With that performance, he became the first Bronco since 2015 to record double-digit touchdown catches in a season.

In his career, Sutton has totaled 30 touchdown catches in 95 games as a Bronco, which is the 12th most in team history.

WR COURTLAND SUTTON'S YEAR-BY-YEAR TOUCHDOWN TOTALS

| Year | Games | TDs |
|--------------|-----------|-----------|
| 2018 | 16 | 4 |
| 2019 | 16 | 6 |
| 2020 | 1 | 0 |
| 2021 | 17 | 2 |
| 2022 | 15 | 2 |
| 2023 | 16 | 10 |
| 2024 | 14 | 6 |
| TOTAL | 95 | 30 |

VELE MAKES BIG INITIAL IMPRESSION

In his first 10 career games, wide receiver Devaughn Vele has caught 33 passes for 377 yards (11.4 avg.). His 33 receptions are tied for the fourth most by a Bronco in his first seven career contests, behind only Eddie Royal (58), Terrell Davis (39) and Jerry Jeudy (37).

MOST RECEPTIONS BY A BRONCO IN FIRST NINE GAMES,

TEAM HISTORY

| Rk. | Player | Rec. | Yds. | Avg. | TDs |
|-----|----------------------|-----------|------------|-------------|----------|
| 1. | Eddie Royal | 58 | 673 | 11.6 | 4 |
| 2. | Terrell Davis | 39 | 305 | 7.8 | 1 |
| 3. | Jerry Jeudy | 37 | 589 | 15.9 | 2 |
| 4. | Devaughn Vele | 33 | 377 | 11.4 | 1 |
| | Greg Dulcich | 33 | 411 | 12.5 | 2 |

BOLLES HITS THE CENTURY MARK



After his start at left tackle in Seattle in Week 1, tackle Garett Bolles became just the sixth Bronco all-time to reach 100 career starts at offensive tackle and the first player in team annals to reach 100 starts at left tackle. Currently, he has recorded the fifth-most starts (113) among any tackle in team history.

MOST CAREER STARTS AT TACKLE, TEAM HISTORY

| Rk. | Player | Years | Starts |
|-----|----------------------|----------------|------------|
| 1. | Ken Lanier | 1981-94 | 165 |
| 2. | Matt Lepsis | 1998-2007 | 133 |
| 3. | Dave Studdard | 1979-88 | 124 |
| 4. | Claudie Minor | 1974-82 | 123 |
| 5. | Garett Bolles | 2017-24 | 113 |

EDGES ON LOCKDOWN

Tackles Garett Bolles and Mike McGlinchey have been two of the best at their position this season in pass protection, allowing pressures on just 4.7 and 6.2 percent of pass blocking snaps respectively. According to *NextGen Stats*, Bolles' 4.7 quarterback pressure percentage is the second-lowest allowed among NFL tackles this year with at least 325 pass blocking snaps while McGlinchey's 6.2 ranks fifth.

LOWEST QB PRESSURE % ALLOWED BY NFL TACKLES, 2024 SEASON,

MIN. 325 PASS BLOCK SNAPS, PER NEXTGEN STATS

| Rk. | Player | Team | QBP | QBP% |
|-----|------------------------|---------------|-----------|------------|
| 1. | Tristan Wirfs | Tampa Bay | 22 | 4.6 |
| 2. | Garett Bolles | Denver | 24 | 4.7 |
| 3. | Spencer Brown | Buffalo | 22 | 5.1 |
| 4. | Terron Armstead | Miami | 19 | 5.2 |
| 5. | Mike McGlinchey | Denver | 24 | 6.2 |

BRONCOS INTERIOR LINE AMONG THE BEST



Denver's two guards, Ben Powers and Quinn Meinerz, have been among the league's best this season in limiting pressures allowed on the quarterback. Meinerz has the lowest pressure percentage (3.6) among NFL guards with at least 325 pass blocking snaps while

Powers is tied for the fourth-lowest pressure percentage allowed (4.2) among that group.

LOWEST QB PRESSURE % ALLOWED BY NFL GUARDS, 2024 SEASON,

MIN. 325 PASS BLOCK SNAPS, PER NEXTGEN STATS

| Rk. | Player | Team | QBP | QBP% |
|-----|----------------------|---------------|-----------|------------|
| 1. | Quinn Meinerz | Denver | 19 | 3.6 |
| 2. | John Simpson | N.Y. Jets | 20 | 3.9 |
| 3. | Brandon Scherff | Jacksonville | 20 | 4.0 |
| 4. | Ben Powers | Denver | 22 | 4.2 |
| | Tyler Smith | Dallas | 19 | 4.2 |



DENVER WITH SECOND MULTI-SAFETY GAME

For just the second time in team history, the Broncos recorded multiple safeties in the same game after recording a pair in the second quarter in their Week 1 matchup against Seattle. It is just the third time in NFL history that a team recorded multiple safeties in a season opening game.



Additionally, it is just the seventh time since 2000—and first since 2017—that a team recorded at least two safeties in the same game.

MULTIPLE SAFETY GAMES IN WEEK 1, NFL HISTORY

| Team | Game | Safeties |
|---------------|-------------------------|----------|
| Denver | at Sea. (9/8/24) | 2 |
| New Orleans | vs. Cle. (9/13/87) | 2 |
| N.Y. Giants | at Pit. (9/17/50) | 2 |

MUTIPLE SAFETY GAMES, SINCE 2000

| Team | Game | Safeties |
|---------------|-------------------------|----------|
| Denver | at Sea. (9/8/24) | 2 |
| Miami | vs. Den. (12/3/17) | 2 |
| St. Louis | at Ari. (11/6/11) | 2 |
| Minnesota | vs. G.B. (11/9/08) | 2 |
| Buffalo | vs. Hou. (11/16/03) | 2 |
| Minnesota | at Atl. (10/5/03) | 2 |
| Dallas | vs. Ari. (10/5/03) | 2 |

BRONCOS 'D' GETTING TO THE QB



Through 14 games this season, the Broncos have totaled 49 sacks, including two in their Week 15 matchup against the Colts. That is the most quarterback takedowns in the NFL this season.

In addition to that, Denver's 49 sacks are tied for the third most by the club through 14 games of a season.

MOST SACKS, 2024 SEASON

| Rk. | Team | Sacks |
|-----------|---------------|-----------|
| 1. | Denver | 49 |
| 2. | Houston | 45 |
| 3. | Baltimore | 41 |
| 4. | Dallas | 42 |
| 5. | N.Y. Giants | 41 |

MOST SACKS THROUGH 14 GAMES, TEAM HISTORY

| Rk. | Year | Sacks |
|-----------|-------------|-----------|
| 1. | 1984 | 50 |
| | 1970 | 50 |
| 3. | 2024 | 49 |
| | 1986 | 49 |
| 5. | 2015 | 47 |

FEWER THAN 20

The Broncos have allowed less than 20 points in seven games this season, including holding the Indianapolis Colts to 13 points in Week 15. Over the last five NFL seasons (2020-24), Denver has held opponents to 19 points or fewer 41 times, which is the second most in the league in that span.



SINGLE GAMES SURRENDERING FEWER THAN 20 POINTS, NFL, SINCE 2020

| Rk. | Team | # of Games | W-L |
|-----------|---------------|------------|--------------|
| 1. | Pittsburgh | 42 | 37-4-1 |
| 2. | Denver | 41 | 26-15 |
| 3. | Baltimore | 40 | 33-7 |
| 4. | San Francisco | 39 | 34-5 |
| 5. | Buffalo | 36 | 34-2 |
| | Kansas City | 36 | 36-0 |

BRONCOS FORCING HARD-FOUGHT YARDS

Denver's defense has allowed an average of 4.82 yards per play through 14 games, which is the second-lowest mark among all NFL teams this season. The Broncos most recently averaged under five yards allowed per play during the 2017 season (4.9 ypp).

YARDS PER PLAY ALLOWED, NFL TEAMS, 2024 SEASON

| Rk. | Team | YPP |
|-----------|---------------|-------------|
| 1. | Philadelphia | 4.70 |
| 2. | Denver | 4.82 |
| 3. | Houston | 4.93 |
| 4. | N.Y. Jets | 4.97 |
| 5. | Tennessee | 5.01 |

RED ZONE DOMINANCE

The Denver defense has allowed 16 touchdowns this season on 38 red zone trips by their opponents. Their 42.1 percent mark in the red zone is the second best in the NFL while their 16 scores allowed from inside the 20-yard line is the second best in the league.

RED ZONE DEFENSE, NFL TEAMS, 2024 SEASON

| Rk. | Team | RZ TDs | RZ Drives | RZ % |
|-----------|---------------|-----------|-----------|-------------|
| 1. | L.A. Chargers | 14 | 35 | 40.0 |
| 2. | Denver | 16 | 38 | 42.1 |
| 3. | Chicago | 23 | 50 | 46.0 |
| 4. | Philadelphia | 20 | 41 | 48.8 |
| 5. | Arizona | 24 | 49 | 49.0 |

DEFENSE SHUTTING DOWN THE RUSHING ATTACK...

So far in 2024, the Broncos defense has averaged 3.87 rushing yards per play against them, which is the second fewest among all NFL teams. Only Baltimore (3.50) has allowed fewer rushing yards per play within the league.

RUSHING YARDS ALLOWED PER PLAY, NFL TEAMS, 2024 SEASON

| Rk. | Team | Rush YPP |
|-----------|---------------|-------------|
| 1. | Baltimore | 3.50 |
| 2. | Denver | 3.87 |
| 3. | Minnesota | 3.87 |
| 4. | Kansas City | 3.94 |
| 5. | Pittsburgh | 3.97 |



...AND GROUNDING THE AIR GAME

Denver has also been one of the best teams in defending the pass this season, averaging the third-lowest yards allowed per pass (5.96) in the NFL in 2024. Only Philadelphia (5.45) and Houston (5.86) have allowed fewer yards through the air per attempt.

PASSING YARDS ALLOWED PER PLAY, NFL TEAMS, 2024 SEASON

| Rk. | Team | Pass YPP |
|-----------|---------------|-------------|
| 1. | Philadelphia | 5.45 |
| 2. | Houston | 5.86 |
| 3. | Denver | 5.96 |
| 4. | San Francisco | 6.14 |
| 5. | Tennessee | 6.19 |

REINING IN OPPOSING OFFENSES

This season, the Broncos have allowed 247 points in 14 games, averaging 17.6 points allowed per game. That is tied for the best mark in the NFL, along with Philadelphia and the L.A. Chargers.



POINTS ALLOWED PER GAME, NFL TEAMS, 2024 SEASON

| Rk. | Team | Games | Points | PPG |
|-----------|---------------|-----------|------------|-------------|
| 1. | Denver | 14 | 247 | 17.6 |
| | Philadelphia | 14 | 247 | 17.6 |
| | L.A. Chargers | 14 | 247 | 17.6 |
| 4. | Minnesota | 13 | 240 | 18.5 |
| 5. | Kansas City | 14 | 259 | 18.5 |

BRONCOS DEFENSE OFF TO HOT START

Through the first eight games of the season, the Broncos did not allow any opponent to gain more than 350 total yards of offense in any game. It was tied for the fifth-longest streak to start a season in team history and the longest since the 2003 season.

LONGEST STREAKS HOLDING OPPONENTS TO 350 TOTAL YARDS OR LESS TO START A SEASON, TEAM HISTORY

| Season | Start | End | Games |
|-------------|-------------------------|----------------------------|----------|
| 1977 | vs. Stl. (9/18/77) | at Dal. (12/18/77) | 14 |
| 1972 | vs. Hou. (9/17/72) | vs. N.E. (12/17/72) | 14 |
| 1981 | vs. Oak. (9/6/81) | vs. Min. (11/2/81) | 9 |
| 1978 | vs. Oak. (9/3/78) | at Sea. (10/29/78) | 9 |
| 2024 | at Sea. (9/8/24) | vs. Car. (10/27/24) | 8 |
| 2003 | at Cin. (9/7/03) | at Bal. (10/26/03) | 8 |
| 2002 | vs. Stl. (9/8/02) | at N.E. (10/27/02) | 8 |

STANDING 'PAT'

On Dec. 5, the NFL announced that cornerback Pat Surtain II was named AFC Defensive Player of the Month for November, becoming just the third cornerback in team history to win that award. He joined Pro Football Hall of Fame cornerback Champ Bailey and former Broncos cornerback Deltha O'Neal as the only Broncos at that position to win that award.

In the month of November, Surtain played in 140 coverage snaps and allowed just 55 yards on nine receptions on 17 targets.

BRONCOS CORNERBACKS TO WIN AFC DPOW

| Player | Year | Month | Stats |
|----------------|------|----------|--|
| Pat Surtain II | 2024 | November | 140 cov. snaps, 17 tar., 9 rec., 55 yds. |
| Champ Bailey | 2006 | October | 3 INTs, 21 tackles, 9 PBUs |
| Champ Bailey | 2005 | November | 3 INTs (1 TD), 20 tackles, 5 PBUs |
| Deltha O'Neal | 2001 | October | 6 INTs, 17 tackles |

PS2 IS IN THE GAME



In Week 5, cornerback Pat Surtain II was named AFC Defensive Player of the Week after totaling three tackles (2 solo) and two interceptions (100 yds.), including a 100-yard 'pick-six'. Surtain became just the fifth Bronco in team history—and first since defensive end Dre'Mont Jones—to be named AFC Defensive Player of the Week multiple times.

MULTIPLE AFC DPOW HONOREES, TEAM HISTORY

| Player | Pos. | Num. of Honors |
|--------------------|-----------|----------------|
| Von Miller | OLB | 4 |
| Karl Mecklenburg | LB | 3 |
| Pat Surtain | CB | 2 |
| Dre'Mont Jones | DE | 2 |
| Aqib Talib | CB | 2 |

PRO BOWL PAT



In his third professional season, Broncos cornerback Pat Surtain II earned his second Pro Bowl nod. He totaled 69 tackles (59 solo), one interception and 12 passes defended.

With the selection, Surtain is just the second Broncos cornerback to earn multiple Pro Bowl nods in his first three seasons. He's also the sixth corner in franchise history to be named a Pro Bowler in consecutive seasons.

BRONCOS CORNERBACKS WITH MULTIPLE PRO BOWL

SELECTIONS IN FIRST THREE SEASONS

| Player | No. | Years |
|---------------------------|----------|----------------|
| Pat Surtain II | 2 | 2022-23 |
| Willie Brown [^] | 2* | 1964-65 |

[^]Pro Football Hall of Famer; *AFL All-Star selections

BRONCOS CBs NAMED TO PRO BOWL IN CONSECUTIVE YEARS

| Player | Years |
|---------------------------|-----------------|
| Willie Brown [^] | 1964-65* |
| Louis Wright | 1977-79 |
| Champ Bailey [^] | 2004-07, '09-12 |
| Chris Harris Jr. | 2014-16 |
| Aqib Talib | 2014-17 |
| Pat Surtain II | 2022-23 |

[^]Pro Football Hall of Famer; *AFL All-Star selections



SURTAIN LOCKING UP OPPONENTS



According to *NextGen Stats*, cornerback Pat Surtain II has been one of the best in coverage in the NFL this season. Among those at his position, he has surrendered the fewest receiving yards (211) (min. 275 coverage snaps) while also allowing the lowest passer rating when targeted (47.7) among cornerbacks (min. 275 coverage snaps).

FEWEST REC. YDS. ALLOWED BY A CB (MIN. 275 COVERAGE SNAPS),

2024 SEASON, PER NEXTGEN STATS

| Rk. | Player | Team | Rec. | Yds. |
|-----|-----------------------|---------------|-----------|------------|
| 1. | Pat Surtain II | Denver | 25 | 211 |
| 2. | Darrell Baker | Tennessee | 17 | 236 |
| 3. | Samuel Womack | Indianapolis | 18 | 241 |
| 4. | Sean Murphy-Bunting | Arizona | 29 | 285 |
| 5. | Cobie Durant | L.A. Rams | 28 | 289 |

LOWEST PASSER RATING ALLOWED BY A CB (MIN. 275 COV. SNAPS),

2024 SEASON, PER NEXTGEN STATS

| Rk. | Player | Team | Rtg. |
|-----|-----------------------|---------------|-------------|
| 1. | Pat Surtain II | Denver | 47.7 |
| 2. | Derek Stingley Jr. | Houston | 52.7 |
| 3. | Marlon Humphrey | Baltimore | 57.4 |
| 4. | Nate Wiggins | Baltimore | 60.7 |
| 5. | Kamari Lassiter | Houston | 62.2 |

NO 'SURTAIN' THING ABOUT IT

This season, cornerback Pat Surtain II has been targeted 43 times over 419 coverage snaps and allowed just 211 yards on 25 receptions, per *NextGen Stats*. Among all cornerbacks with at least 275 coverage snaps this year, Surtain has averaged the lowest average EPA when targeted, recording a -0.65 mark.

LOWEST EPA/TARGET, NFL CBs, MIN. 275 COV. SNAPS,

PER NEXTGEN STATS

| Rk. | Player | Team | EPA/Target |
|-----|-----------------------|---------------|--------------|
| 1. | Pat Surtain II | Denver | -0.65 |
| 2. | Nate Wiggins | Baltimore | -0.41 |
| 3. | Tarheeb Still | L.A. Chargers | -0.34 |
| 4. | Derek Stingley Jr. | Houston | -0.26 |
| 5. | Samuel Womack | Indianapolis | -0.21 |

CAN'T GET PAST PAT

While also being one of the best defensive backs in coverage, cornerback Pat Surtain II has also shown his tackling ability, limiting opposing receivers to just 43 yards after the catch this year. That is the fewest yards after catch allowed by all NFL cornerbacks with at least 275 coverage snaps, per *NextGen Stats*.

FEWEST YARDS AFTER CATCH ALLOWED, NFL CBs, MIN. 275 COV.

SNAPS, PER NEXTGEN STATS

| Rk. | Player | Team | YAC |
|-----|-----------------------|---------------|-----------|
| 1. | Pat Surtain II | Denver | 43 |
| 2. | D.J. Reed | N.Y. Jets | 58 |
| 3. | Samuel Womack | Indianapolis | 59 |
| 4. | Kristian Fulton | L.A. Chargers | 60 |
| 5. | Quinyon Mitchell | Philadelphia | 63 |

SURTAIN KNOCKING IT OUT OF THE AIR

Cornerback Pat Surtain II, who totaled 36 passes defended in his first three NFL seasons, has tallied 11 passes defended this season. In his first 63 career games (62 starts), Surtain totaled 47 PDs, which is the second most amongst all Broncos in that span.

MOST PASSES DEFENSED, FIRST 63 CAREER GAMES, TEAM HISTORY

| Rk. | Player | Years | PDs |
|-----|-----------------------|----------------|-----------|
| 1. | Bradley Roby | 2014-17 | 48 |
| 2. | Pat Surtain II | 2021-24 | 47 |
| 3. | Chris Harris Jr. | 2011-14 | 46 |
| 4. | Kelly Herndon | 2002-04 | 41 |
| 5. | Deltha O'Neal | 2000-03 | 39 |

TAKING IT THE DISTANCE



In Week 5 against Las Vegas, cornerback Pat Surtain II intercepted Raiders quarterback Gardner Minshew and returned it 100 yards for a pick-6. It was the second longest interception return for a touchdown in team history and just the second such play to go for

over 100 yards, joining cornerback Aqib Talib's 103-yard return against Dallas in 2017.

LONGEST INT RETURN FOR A TD, TEAM HISTORY

| Player | Game | Yards |
|-----------------------|---------------------------|------------|
| Aqib Talib | vs. Dal. (9/17/17) | 103 |
| Pat Surtain II | vs. L.V. (10/6/24) | 100 |
| Chris Harris Jr. | at Bal. (12/16/12) | 98 |
| Randy Gradishar | at Cle. (10/5/80) | 93 |

SURTAIN TAKING OUT THE COMPETITION



This season, cornerback Pat Surtain II has matched up with some of the top talent in the NFL, including wide receivers DK Metcalf, George Pickens, Mike Evans, Garrett Wilson, Zay Flowers, Rashad Bateman, DeAndre Hopkins, Drake London, Darnell Mooney, Jerry Jeudy and tight end Brock Bowers. According to NFL *Next Gen Stats*, he allowed a total of 13 receptions for 132 yards in 179 routes ran in those matchups.

SURTAIN II FOLLOWING NOTABLE PLAYERS, 2024 SEASON

| Wk. | Player | Team | Routes | Rec. | Yds. |
|---------------|-----------------|-----------|------------|-----------|------------|
| 1 | DK Metcalf | Sea. | 24 | 3 | 29 |
| 2 | George Pickens | Pit. | 11 | 1 | 16 |
| 3 | Mike Evans | T.B. | 24 | 1 | 8 |
| 4 | Garrett Wilson | NYJ | 28 | 2 | 22 |
| 9 | Zay Flowers | Bal. | 4 | 0 | 0 |
| 9 | Rashod Bateman | Bal. | 9 | 1 | 15 |
| 10 | DeAndre Hopkins | K.C. | 18 | 2 | 13 |
| 11 | Drake London | Atl. | 13 | 0 | 0 |
| 11 | Darnell Mooney | Atl. | 8 | 0 | 0 |
| 12 | Brock Bowers | L.V. | 6 | 1 | 9 |
| 13 | Jerry Jeudy | Cle. | 34 | 2 | 20 |
| TOTALS | | -- | 179 | 13 | 132 |



P2 SAYS NO

Totaling 47 passes defended since being drafted by Denver with the ninth overall pick of the 2021 NFL Draft, cornerback Pat Surtain II is the first Bronco since at least 1999 to record double-digit PDs in each of his first four seasons. Additionally, Surtain is the second NFL player since 2018 to accomplish the feat.

SEASONS WITH 10+ PDs, FIRST FOUR SEASONS, TEAM HISTORY

| Rk. | Player | Years | No. |
|-----|------------------|---------|-----|
| 1. | Pat Surtain II | 2021-24 | 4 |
| 2. | Bradley Roby | 2014-15 | 3 |
| 3. | Kelly Herndon | 2003-04 | 2 |
| | Chris Harris Jr. | 2013-14 | 2 |

SEASONS WITH 10+ PDs, NFL CBs, FIRST FOUR SEASONS, SINCE 2018

| Player | Years | Team | No. |
|----------------|---------|---------|-----|
| Pat Surtain II | 2021-23 | Broncos | 4 |
| Denzel Ward | 2018-20 | Browns | 4 |

SURTAIN TIED FOR MOST INTs AMONG DRAFT CLASS

Cornerback Pat Surtain II has recorded 11 interceptions (199 yds.), including four during the 2024 season. His 11 picks are the most by any player who was selected in the 2021 NFL Draft.

MOST INTERCEPTIONS BY A PLAYER SELECTED IN 2021 NFL DRAFT

| Rk. | Player | Team | INTs | Yds. |
|-----|-----------------|---------------|------|------|
| 1. | Pat Surtain II | Denver | 11 | 199 |
| | Paulson Adebó | New Orleans | 10 | 150 |
| 3. | Andre Cisco | Jacksonville | 8 | 158 |
| | Camryn Bynum | Minnesota | 8 | 47 |
| 5. | Talanoa Hufanga | San Francisco | 7 | 109 |

MOSS KEEPING THEM CLOSE



Cornerback Riley Moss has posted an average yards of separation metric of 2.3 yards so far this season. That mark is tied for the second lowest among all NFL cornerbacks with at least 350 coverage snaps, per *NextGen Stats*.

AVG. YARDS OF SEPERATION, NFL CBs, MIN. 350 COV. SNAPS, PER NEXTGEN STATS

| Rk. | Player | Team | Sep. |
|-----|--------------------|-------------|------|
| 1. | Riq Woolen | Seattle | 1.6 |
| 2. | Riley Moss | Denver | 2.3 |
| | Jaycee Horn | Carolina | 2.3 |
| | Christian Gonzalez | New England | 2.3 |
| 5. | Four Players | -- | 2.4 |

McMILLIAN AN UNDRAFTED GEM

In his first 31 career games, cornerback Ja'Quan McMillian has totaled 125 tackles. That is the second most by a Broncos undrafted defensive back in that span, behind only cornerback Chris Harris Jr. (132).

MOST TACKLES BY A BRONCOS UNDRAFTED DB, FIRST 31 GAMES

| Rk. | Player | Seasons | Tackles |
|-----|-------------------|---------|---------|
| 1. | Chris Harris Jr. | 2011-12 | 132 |
| 2. | Ja'Quan McMillian | 2022-24 | 125 |
| 3. | Kelly Herndon | 2002-03 | 82 |
| 4. | Duke Ihenacho | 2012-13 | 75 |
| 5. | Lenny Walls | 2002-03 | 70 |

McMILLIAN NOT AFRAID TO MIX IT UP



In just his third season in the NFL, cornerback Ja'Quan McMillian has recorded 125 tackles (93 solo), three sacks (29. yds.), four interceptions (58 yds., 1 TD), 13 passes defended, three forced fumbles, two fumble recoveries and 10 tackles for loss. His 10 tackles for loss are third most by a Broncos cornerback in team history, behind only Chris Harris Jr. (23) and Champ Bailey (13).

MOST TFLs BY A CB, TEAM HISTORY

| Player | Years | TFLs |
|-------------------|---------|------|
| Chris Harris Jr. | 2011-19 | 23 |
| Champ Bailey | 2004-13 | 13 |
| Ja'Quan McMillian | 2022-24 | 10 |
| Bradley Roby | 2014-18 | 8 |
| Aqib Talib | 2014-17 | 5 |

McMILLIAN BREAKS SINGLE-SEASON FRANCHISE

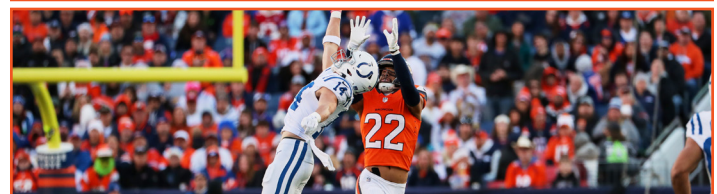
RECORD FOR MOST TFLs IN SINGLE SEASON BY A DB

In Week 13, cornerback Ja'Quan McMillian recorded his first career interception return for a touchdown to help clinch the 41-32 win against the Browns. With that pick, he became just the sixth undrafted player in team history to record a pick-6 and the first since linebacker Todd Davis in 2018.

INTERCEPTION TDs BY AN UNDRAFTED PLAYER, TEAM HISTORY

| Rk. | Player | Years | No. |
|-----|-------------------|--------------|-----|
| 1. | Chris Harris Jr. | 2011-19 | 4 |
| 2. | Ja'Quan McMillian | 2022-24 | 1 |
| | Todd Davis | 2014-20 | 1 |
| | Tony Carter | 2009; '11-14 | 1 |
| | Billy Jenkins | 2000-01 | 1 |
| | Cassius Vaughn | 2010-11 | 1 |

JONES BECOMING A PLAYMAKER



In his first season with the Broncos in 2024, safety Brandon Jones has solidified himself as a playmaker in the secondary, recording three interceptions and 91 tackles (63 solo). He is just 1-of-3 players this season to total at least 90 tackles and three interceptions, joining Nick Cross and Xavier Woods.

PLAYERS WITH 90+ TACKLES, 3 INTS, 2024

| Player | Team | Tackles | INTs |
|---------------|--------------|---------|------|
| Nick Cross | Indianapolis | 129 | 3 |
| Xavier Woods | Carolina | 96 | 3 |
| Brandon Jones | Denver | 91 | 3 |



LOCKE CLIMBING THE CHARTS



Now in his fifth season in the NFL, safety P.J. Locke has recorded 123 tackles (813solo), four sacks (44 yds.), one interception (14 yds.), eight passes defended and three forced fumbles in his career. His four sacks are the 10th most by a Broncos safety in team history.

MOST SACKS, BRONCOS SAFETIES, TEAM HISTORY

| Rk. | Player | Years | Sacks |
|-----|-------------------|----------------|----------|
| 1. | Dennis Smith | 1981-94 | 15 |
| 2. | Randy Robbins | 1984-91 | 8 |
| 3. | John Lynch | 2004-07 | 7 |
| 4. | Eric Brown | 1998-2001 | 5.5 |
| 5. | Steve Atwater | 1989-98 | 5 |
| | Brian Dawkins | 2009-11 | 5 |
| | Kenoy Kennedy | 2000-04 | 5 |
| | T.J. Ward | 2014-16 | 5 |
| 9. | Justin Simmons | 2016-23 | 4.5 |
| 10. | P.J. Locke | 2020-24 | 4 |


UNDER PRESSURE

In 13 games this season, defensive lineman Zach Allen has totaled 61 quarterback pressures, according to *Pro Football Focus*. That is the fifth most in the entire NFL and is the second most by any interior defensive lineman.

MOST QB PRESSURES BY NFL DL, 2024, PER *PRO FOOTBALL FOCUS*

| Rk. | Player | Team | Pressures |
|-----|-------------------|---------------|-----------|
| 1. | Chris Jones | Kansas City | 66 |
| 2. | Zach Allen | Denver | 61 |
| 3. | Osa Odighizuwa | Dallas | 51 |
| 4. | Quinnen Williams | N.Y. Jets | 50 |
| | Cameron Heyward | Pittsburgh | 50 |

ZACH ATTACK



Defensive lineman Zach Allen has appeared in 75 regular-season games (65 starts) since entering the NFL. He has recorded 247 tackles (133 solo), 21.5 sacks (141.0 yds.), one interception (25 yds.), 17 passes defended, one forced fumble and three fumble recoveries in his career.

Among active interior defensive linemen since the start of 2020, Allen is 1-of-7 players to accumulate totals at least 15 sacks and 15 PDs.

ACTIVE DLs W/ AT LEAST 15 SACKS & 15 PDS, SINCE 2020

| Rk. | Player | Team | Sacks | Yds. | PDs |
|-----|-------------------|--------------------|-------------|--------------|-----------|
| 1. | Chris Jones | K.C. | 47.5 | 293.5 | 17 |
| 2. | DeForest Buckner | Ind. | 39.0 | 272.0 | 16 |
| 3. | Cameron Heyward | Pit. | 34.5 | 232.5 | 25 |
| 4. | Jeffery Simmons | Ten. | 28.5 | 217.5 | 23 |
| 5. | Zach Allen | Ari. / Den. | 21.5 | 141.0 | 17 |
| 6. | Calais Campbell | Bal./Atl./Mia. | 21.5 | 139.5 | 15 |
| 7. | Christian Wilkins | Mia./L.V. | 20.5 | 151.5 | 17 |

CAN'T STOP ZACH

In 13 games played in 2024, defensive lineman Zach Allen has been one of the most disruptive players along the interior defensive line in the NFL. According to *Pro Football Focus*, Allen has earned a 12.1 pass rush win percentage, which is the fifth-highest among interior NFL defensive linemen with at least 425 pass rush snaps.



PASS RUSH WIN PERCENTAGE, INTERIOR DEFENSIVE LINEMEN,

MIN. 425 PASS RUSH SNAPS, PER *PRO FOOTBALL FOCUS*

| Rk. | Player | Team | Win % |
|-----|-------------------|---------------|-------------|
| 1. | Chris Jones | Kansas City | 17.5 |
| 2. | Osa Odighizuwa | Dallas | 15.1 |
| 3. | Alim McNeill | Detroit | 14.5 |
| 4. | Jalen Carter | Philadelphia | 12.8 |
| 5. | Zach Allen | Denver | 12.1 |

ALLEN PUTTING PRESSURE IN THE PASS GAME

So far in 2024, defensive lineman Zach Allen has been one of the best interior defensive linemen at getting to the quarterback and forcing hurried throws. According to *Pro Football Focus*, Allen has hit opposing quarterbacks a total of 22 times, which is the most among all interior defensive linemen.

QUARTERBACK HITS, INTERIOR DEFENSIVE LINEMEN,

PER *PRO FOOTBALL FOCUS*

| Rk. | Player | Team | Hits |
|-----|-------------------|---------------|-----------|
| 1. | Zach Allen | Denver | 22 |
| 2. | Osa Odighizuwa | Dallas | 14 |
| 3. | Chris Jones | Kansas City | 12 |
| 4. | Five Players tied | -- | 11 |

BRONCOS INTERIOR PUTTING ON THE PRESSURE



Denver's interior defensive line has been among the league's best in providing pressure on opposing quarterbacks this season. Within that room, defensive end John Franklin-Myers (13.2%) has the highest quarterback pressure percentage and defensive lineman Zach Allen (11.0%) is tied for the fifth-highest mark among interior defensive linemen with at least 415 snaps per *NextGen Stats*.

HIGHEST QB PRESSURE % BY INTERIOR DL, 2024 SEASON,

MIN. 415 DEFENSIVE SNAPS, PER *NEXTGEN STATS*

| Rk. | Player | Team | QBP | QBP% |
|-----|----------------------------|---------------|-----------|-------------|
| 1. | John Franklin-Myers | Denver | 38 | 13.2 |
| 2. | Quinnen Williams | N.Y. Jets | 48 | 12.6 |
| 3. | Maliek Collins | San Francisco | 40 | 11.7 |
| | Chris Jones | Kansas City | 55 | 11.6 |
| 5. | Zach Allen | Denver | 54 | 11.0 |
| | Osa Odighizuwa | Dallas | 44 | 11.0 |



BRONCOS PUTTING A STOP TO THE RUN

This season, the Broncos defensive line has featured some of the best players at their position at stifling the rushing attack of the opposing team. Per *NextGen Stats*, defensive tackle D.J. Jones has the second-highest stuff percentage (7.1) among defensive linemen with at least 150 defensive snaps while defensive lineman Zach Allen (6.8) and defensive tackle Malcolm Roach (6.7) rank third and fourth respectively.

HIGHEST RUN STUFF %, NFL DTs, MIN. 150 DEF. SNAPS,

PER NEXTGEN STATS

| Rk. | Player | Team | Stuffs | Stuff% |
|-----|----------------------|---------------|-----------|------------|
| 1. | Jeffery Simmons | Tennessee | 18 | 7.2 |
| 2. | D.J. Jones | Denver | 12 | 7.1 |
| 3. | Zach Allen | Denver | 18 | 6.8 |
| 4. | Malcolm Roach | Denver | 11 | 6.7 |
| 5. | Travis Jones | Baltimore | 11 | 6.6 |

D.J. KNOCKING IT OUT


In his second season with the Broncos in 2023, defensive tackle D.J. Jones recorded 46 tackles (30 solo), two sacks (23 yds.), three forced fumbles and two fumble recoveries.

His three forced fumbles were the most by a Broncos defensive tackle in a single season since at least 1999. He was also just the fifth Denver defensive lineman to record multiple forced fumbles and fumble recoveries in the same season since at least 1991 and first to do so since defensive end Elvis Dumervil in 2007.

MOST FORCED FUMBLES IN A SEASON BY A BRONCOS DEFENSIVE TACKLE, SINCE 1999

| Rk. | Player | Year | FFs |
|-----|-------------------|-------------|----------|
| 1. | D.J. Jones | 2023 | 3 |
| 2. | Trevor Pryce | 1999 | 2 |
| | Trevor Pryce | 2000 | 2 |
| | Keith Traylor | 2000 | 2 |

COOPER: MOST SACKS OF ANY SEVENTH-ROUND DRAFT PICK SINCE 2019




Outside linebacker Jonathon Cooper, who was selected by the Broncos in the seventh round (239th overall) of the 2021 NFL Draft, has accumulated 21.0 sacks (140.5 yds.) in 61 career games played (45 starts). In the first 14 games of the 2024 season, Cooper has recorded 8.0 sacks (40.0 yds.).

Among players selected in the seventh round of an NFL Draft since 2019, Cooper's 21.0 sacks are the most.

MOST SACKS BY A PLAYER SELECTED IN THE SEVENTH ROUND OF AN NFL DRAFT, SINCE 2019

| Rk. | Player | Draft Yr. | Rd. (Pick) | Sacks |
|-----|------------------------|-------------|----------------|-------------|
| 1. | Jonathon Cooper | 2021 | 7 (239) | 21.0 |
| 2. | Kaden Elliss | 2019 | 7 (244) | 15.0 |
| 3. | Casey Toohill | 2020 | 7 (233) | 8.0 |
| 4. | James Smith-Williams | 2020 | 7 (229) | 8.0 |
| 5. | Kamren Curl | 2020 | 7 (216) | 5.0 |

COOPER A SEVENTH-ROUND STEAL



Signed by the Broncos to a four-year extension earlier this season, outside linebacker Jonathon Cooper has accumulated 21.0 sacks (140.5 yds.) since entering the NFL in 2021. His 21.0 career sacks are the fourth most by a player in a Broncos uniform who was selected in the seventh round or later of an NFL Draft.

MOST CAREER SACKS IN BRONCOS UNIFORM, PLAYERS SELECTED IN THE SEVENTH ROUND OR LATER

| Rk. | Player | Yr. Drafted | Rd. (Pick) | Sacks | Yds. |
|-----|------------------------|-------------|----------------|-------------|--------------|
| 1. | Karl Mecklenburg | 1983 | 12 (310) | 79.0 | 179 |
| 2. | Maa Tanuvasa | 1993 | 13 (209) | 33.0 | 195 |
| 3. | Shelby Harris | 2014 | 7 (235) | 21.5 | 138.5 |
| 4. | Jonathon Cooper | 2021 | 7 (239) | 21.0 | 140.5 |
| 5. | Ken Woodard | 1982 | 10 (274) | 11.0 | N/A |

COOP AND THE QB

After tallying his third career multi-sack game against Seattle in Week 1, outside linebacker Jonathon Cooper has now totaled the second-most multi-sack performances by a player selected by the Broncos in the seventh round or later of the NFL Draft. Only Ring of Fame linebacker Karl Mecklenburg (14) has recorded more.

MOST MULTI-SACK GAMES BY A PLAYER DRAFTED IN THE SEVENTH ROUND OR LATER, TEAM HISTORY

| Rk. | Player | Year Drafted | Games |
|-----|------------------------|--------------|----------|
| 1. | Karl Mecklenburg | 1983 | 14 |
| 2. | Jonathon Cooper | 2021 | 3 |
| 3. | Greg Bracelin | 1980 | 1 |
| | Walt Bowyer | 1983 | 1 |
| | Ken Woodard | 1982 | 1 |
| | Ray Phillips | 1986 | 1 |
| | Monsanto Pope | 2002 | 1 |

JOINING ELITE COMPANY



Since the start of the 2023 season, outside linebacker Jonathon Cooper has totaled 122 tackles (72 solo) and 16.5 sacks (105.5 yds.) in 31 games played. He is just 1-of-5 players in the NFL to record at least 120 tackles and 16 sacks in that span, joining defensive end Maxx Crosby, defensive end Danielle Hunter, linebacker Harold Landry III and outside linebacker T.J. Watt

PLAYERS WITH 15+ SACKS, 120+ TACKLES, SINCE 2023

| Player | Team | Sacks | Tackles |
|------------------------|---------------|-------------|------------|
| Maxx Crosby | Las Vegas | 22.0 | 135 |
| Harold Landry III | Tennessee | 18.5 | 128 |
| Danielle Hunter | Houston | 28.5 | 122 |
| Jonathon Cooper | Denver | 16.5 | 122 |
| T.J. Watt | Pittsburgh | 30.5 | 122 |



QUICK OFF THE JUMP

Outside linebackers Nik Bonitto and Jonathon Cooper have proven to be two of the quickest off the snap in the NFL this season. Bonitto has an average get-off of 0.76 seconds this year, which is the fourth quickest among NFL edge players with at least 540 defensive snaps, while Cooper ranks fifth with a get-off of 0.77.

QUICKEST GET-OFFS, NFL EDGE PLAYERS, 2024 SEASON,

MIN. 540 DEF. SNAPS, PER NEXTGEN STATS

| Rk. | Player | Team | Get-Off (sec.) |
|-----|------------------------|---------------|----------------|
| 1. | Myles Garrett | Cleveland | 0.70 |
| 2. | Harold Landry III | Tennessee | 0.72 |
| 3. | Trey Hendrickson | Cincinnati | 0.73 |
| 4. | Nik Bonitto | Denver | 0.76 |
| 5. | Jonathon Cooper | Denver | 0.77 |

BONITTO'S HOT STREAK

Outside linebacker Nik Bonitto recorded at least one sack in six straight games from Week 3-8, totaling six sacks (39.0 yds.) in that span. So far this season, that has been the longest sack streak in the NFL and was also tied for the third-longest sack streak in team history, behind only linebacker Simon Fletcher's 10-game streak (1992-93) and eight-game streak (1991).

LONGEST SACK STREAKS BY A BRONCO, TEAM HISTORY

| Player | Start | End | Games |
|--------------------|--------------------------|----------------------------|----------|
| Simon Fletcher | vs. NYG (11/15/92) | at K.C. (9/20/93) | 10 |
| Simon Fletcher | vs. Pit. (11/3/91) | at S.D. (12/22/91) | 8 |
| Nik Bonitto | at T.B. (9/22/24) | vs. Car. (10/27/24) | 6 |
| Eight Others Tied | -- | -- | 6 |

CAN'T STOP NIK



This season, outside linebacker Nik Bonitto has recorded a team-high 11.5 sacks (79.5 yds.) along with 41 tackles (28 solo) and three passes defended. His 11.5 sacks this year are currently tied for the third most among all NFL players while his 79.5 yards are tied for sixth most.

MOST SACKS IN NFL, 2024 SEASON

| Rk. | Player | Team | Sacks | Sack Yds. |
|-----|--------------------|---------------|-------------|-------------|
| 1. | Trey Hendrickson | Cincinnati | 12.5 | 89.5 |
| 2. | Danielle Hunter | Houston | 12.0 | 93.5 |
| 3. | Nik Bonitto | Denver | 11.5 | 79.5 |
| | T.J. Watt | Pittsburgh | 11.5 | 79.5 |
| 5. | Myles Garrett | Cleveland | 11.0 | 77.0 |

10'S ON THE SCORECARD

Outside linebacker Nik Bonitto reached the 10 sack mark after forcing a strip sack on Raiders' quarterback Desmond Ridder in Week 12. With that play, Bonitto became the first Bronco since outside linebackers Von Miller and Bradley Chubb in 2018 to record double-digit sacks in a season.

DOUBLE-DIGIT SACK SEASONS BY A BRONCO, SINCE 2015

| Player | Year | Sacks | Sack Yds. |
|--------------------|-------------|-------------|-------------|
| Nik Bonitto | 2024 | 11.5 | 79.5 |
| Bradley Chubb | 2018 | 12.0 | 83.0 |
| Von Miller | 2018 | 14.5 | 88.0 |
| Von Miller | 2017 | 10.0 | 64.5 |
| Von Miller | 2016 | 13.5 | 65.0 |
| Von Miller | 2015 | 11.0 | 78.0 |

NIK-SIX

Outside linebacker Nik Bonitto recovered a fumble by Indianapolis in Week 15 and returned it 50 yards for his second defensive touchdown in as many games. He became just the second player in team history to record a defensive score in back-to-back games—joining Broncos Ring of Fame defensive back Billy Thompson (1973)—and the first linebacker in NFL history to record two 50+ yard touchdowns in consecutive games.

Additionally, he became just the seventh NFL player since 2000—and first since former NFL defensive end J.J. Watt in 2014—to record at least 10 sacks and two defensive touchdowns in a season.

DEF. TOUCHDOWNS IN BACK-TO-BACK GAMES, TEAM HISTORY

| Player | Year | Games |
|--------------------|-------------|----------|
| Nik Bonitto | 2024 | 2 |
| Billy Thompson | 1973 | 2 |

PLAYERS WITH 10+ SACKS AND 2+ DEF. TOUCHDOWNS IN A SEASON, NFL HISTORY

| Player | Year | Team | Sacks | Def. TDs |
|--------------------|-------------|---------------|-------------|----------|
| Nik Bonitto | 2024 | Denver | 11.5 | 2 |
| J.J. Watt | 2014 | Houston | 20.5 | 2 |
| Tamba Hali | 2013 | Kansas City | 11.0 | 2 |
| Cliff Avril | 2011 | Detroit | 11.0 | 2 |
| Jason Taylor | 2006 | Miami | 13.5 | 2 |
| DeMarcus Ware | 2006 | Dallas | 11.5 | 2 |
| Julius Peppers | 2004 | Carolina | 11.0 | 2 |

ELLISS NEAR TOP OF ROOKIE CLASS



In 14 games this season, Broncos rookie outside linebacker Jonah Elliss has recorded 25 tackles (18 solo) and 5.0 sacks (27.5 yds.). Going into Week 16, he is tied for the second-most sacks among all drafted rookies this season.

MOST SACKS, 2024 DRAFTED ROOKIES

| Rk. | Player | Team | Rd. (Pick) | Sacks |
|-----|---------------------|-------------|---------------|------------|
| 1. | Braden Fiske | LAR | 2 (39) | 6.0 |
| 2. | Jonah Elliss | Den. | 3 (76) | 5.0 |
| | Chop Robinson | Mia. | 1 (21) | 5.0 |
| 4. | Jared Verse | LAR | 1 (19) | 4.5 |
| 5. | Laiatu Latu | Ind. | 1 (15) | 4.0 |

BARTON NEAR THE TOP

Since the start of the 2022 season, inside linebacker Cody Barton has made 403 tackles (221 solo) and five interceptions (134 yds.). He is just 1-of-6 players in the NFL to record at least 325 tackles and intercept five passes in that span.

PLAYERS WITH 325 TACKLES AND 5 INTs, SINCE 2022

| Player | Games | Tackles | INTs |
|--------------------|-----------|------------|----------|
| Roquan Smith | 45 | 453 | 5 |
| Fred Warner | 47 | 368 | 7 |
| Logan Wilson | 43 | 362 | 5 |
| Cody Barton | 43 | 342 | 5 |
| Germaine Pratt | 45 | 342 | 5 |
| Kevin Byard III | 46 | 327 | 6 |



BRONCOS W/ IMMENSE SUCCESS IN PUNT RETURN GAME



In 2024, Denver has returned 26 punts for 408 yards and posted the league's best punt return average (15.7). The 15.7 yards per punt return is the second highest by a Broncos team in a single season.

HIGHEST PUNT RETURN AVERAGE, 2024

| Rk. | Team | Returns | Yds. | Avg. |
|-----|---------------|---------|------|------|
| 1. | Denver | 26 | 408 | 15.7 |
| 2. | New England | 26 | 386 | 14.8 |
| 3. | Detroit | 33 | 447 | 13.5 |
| 4. | Jacksonville | 20 | 257 | 12.8 |
| 5. | L.A. Chargers | 17 | 218 | 12.8 |

HIGHEST PUNT RETURN AVERAGE, SINGLE SEASONS, TEAM HISTORY

| Rk. | Season | Returns | Yds. | Avg. |
|-----|--------|---------|------|------|
| 1. | 2023 | 20 | 326 | 16.3 |
| 2. | 2024 | 26 | 408 | 15.7 |
| 3. | 1982 | 21 | 305 | 14.5 |
| 4. | 1997 | 41 | 544 | 13.5 |
| 5. | 1967 | 26 | 351 | 13.5 |

SPECIAL TEAM SETTING UP GOOD FIELD POSITION



This season, the Broncos special teams has been one of the best units in the NFL in helping set up both sides of the ball in good field position. With the special teams' help, Denver's offense has the best average starting field position (33.5) in the league while the defense has the second-best starting field position (27.4).

BEST OFFENSIVE STARTING FIELD POSITION, 2024

| Rk. | Team | Field Pos. |
|-----|------------|------------|
| 1. | Denver | 33.5 |
| 2. | Buffalo | 33.1 |
| 3. | Pittsburgh | 32.8 |
| 4. | Houston | 32.2 |
| 5. | Green Bay | 32.0 |

BEST DEFENSIVE STARTING FIELD POSITION, 2024

| Rk. | Team | Field Pos. |
|-----|-------------|------------|
| 1. | New Orleans | 26.8 |
| 2. | Denver | 27.4 |
| 3. | N.Y. Giants | 28.2 |
| 4. | Houston | 28.3 |
| 5. | Buffalo | 28.6 |

MARVIN MIMS JR.: PRO BOWLER, ALL-PRO & ALL-ROOKIE TEAM SELECTION

Selected by the Broncos in the second round (63rd overall) of the 2023 NFL Draft, wide receiver Marvin Mims Jr. posted impressive numbers as a returner last year. He totaled 19 punt returns for 312 yards (16.4 avg.) and 15 kickoff returns for 397 yards (26.5 avg.) with one touchdown.

Mims' efforts in 2023 earned him Pro Bowl and second-team All-Pro selections. Additionally, he was named to the NFL's all-rookie team.

Mims was the sixth Broncos rookie—and first since RB Phillip Lindsay in 2018—to be named to the Pro Bowl. He was also just the third Bronco to receive a Pro Bowl nod as a return specialist.

BRONCOS ROOKIES NAMED TO THE PRO BOWL

| Player | Year |
|-----------------|-------|
| Marvin Mims Jr. | 2023 |
| Phillip Lindsay | 2018 |
| Von Miller | 2011 |
| Jim Fraser | 1962* |
| Donnie Stone | 1961* |

*AFL All-Star selections

BRONCOS RETURN SPECIALISTS NAMED TO THE PRO BOWL

| Player | No. | Years |
|-----------------|-----|--------------|
| Rick Upchurch | 3 | 1977-78, '82 |
| Marvin Mims Jr. | 1 | 2023 |
| Glyn Milburn | 1 | 1995 |

MIMS SHOWING EXPLOSIVENESS ON RETURNS

Since his rookie campaign in 2023, wide receiver Marvin Mims Jr. has been one of the best kick returners in the NFL, averaging 16.0 yards per punt return and 26.9 yards per kickoff return. His 16.0 yards per punt return is the highest in team history among players with at least 10 returns while his 26.9 kickoff return average is tied for the second highest among Broncos with at least 15 returns.



HIGHEST PUNT RETURN AVERAGE, TEAM HISTORY (MIN. 10 RETURNS)

| Rk. | Player | Returns | Yds. | Avg. |
|-----|------------------|---------|-------|------|
| 1. | Marvin Mims Jr. | 45 | 720 | 16.0 |
| 2. | Darrien Gordon | 74 | 922 | 12.5 |
| 3. | Rod Smith | 53 | 647 | 12.2 |
| 4. | Rick Upchurch | 248 | 3,008 | 12.1 |
| 5. | Charley Mitchell | 21 | 251 | 12.0 |

HIGHEST KICKOFF RETURN AVERAGE, TEAM HISTORY (MIN. 15 RETURNS)

| Rk. | Player | Returns | Yds. | Avg. |
|-----|------------------|---------|-------|------|
| 1. | Trindon Holliday | 39 | 1,133 | 29.1 |
| 2. | Marvin Mims Jr. | 21 | 564 | 26.9 |
| | Quan Cosby | 17 | 457 | 26.9 |
| 4. | Goldie Sellers | 25 | 661 | 26.4 |
| 5. | Kevin Kasper | 29 | 765 | 26.4 |



LUTZ LIGHTING UP THE SCOREBOARD



Broncos kicker Wil Lutz has appeared in 128 career regular-season games, making 222-of-259 field goals (85.7%) and 350-of-359 extra points (97.5%). For his career, Lutz has totaled 1,016 kicking points which ranks second among kickers since 2016.

MOST KICKING POINTS, REG. SEASON, SINCE 2016

| Rk. | Player | FGM | FGA | XPM | XPA | Pts. |
|-----|-----------------|------------|------------|------------|------------|--------------|
| 1. | Justin Tucker | 284 | 317 | 372 | 380 | 1,224 |
| 2. | Wil Lutz | 222 | 259 | 350 | 359 | 1,016 |
| 3. | Greg Zuerlein | 245 | 292 | 275 | 290 | 1,010 |
| 4. | Chris Boswell | 240 | 274 | 280 | 294 | 1,000 |
| 5. | Jason Myers | 226 | 264 | 312 | 335 | 990 |


THROUGH THE UPRIGHTS

Since entering the NFL in 2016, kicker Wil Lutz has made 222-of-259 field goals (.857), including 57-of-64 (.891) as a Bronco since 2023. Among all kickers, his 222 field goals since 2016 are the seventh most.

MOST FIELD GOALS MADE, SINCE 2016

| Rk. | Player | FGM | FGA | Pct. |
|-----|-----------------|------------|------------|-------------|
| 1. | Justin Tucker | 284 | 317 | .896 |
| 2. | Greg Zuerlein | 245 | 292 | .839 |
| 3. | Chris Boswell | 240 | 274 | .876 |
| 4. | Brandon McManus | 228 | 278 | .820 |
| 5. | Jason Myers | 226 | 264 | .856 |
| 6. | Wil Lutz | 222 | 259 | .857 |
| | Matt Prater | 222 | 263 | .844 |

LUTZ TURNS SIX INTO SEVEN



For his career, Broncos kicker Wil Lutz has made 350-of-359 extra points (97.5%). Among kickers since 2016, Lutz's 97.5% percent success rate ranks second behind Justin Tucker.

HIGHEST EXTRA POINT PERCENTAGE, SINCE 2016

| Rk. | Player | XPM | XPA | Pct. |
|-----|-----------------|------------|------------|-------------|
| 1. | Justin Tucker | 372 | 380 | .979 |
| 2. | Wil Lutz | 350 | 359 | .975 |
| 3. | Brandon McManus | 259 | 267 | .970 |
| 4. | Tyler Bass | 255 | 264 | .966 |
| 5. | Jason Sanders | 253 | 262 | .966 |

REACHING 1,000

Connecting on two field goals and five PATs in Week 13 against Cleveland, kicker Wil Lutz reached the 1,000 career point mark in his 127th game. He became the fifth-fastest player in league history to reach that milestone.

FASTEST PLAYERS TO REACH 1,000 POINTS SCORED, NFL HISTORY

| Rk. | Player | Games | FGM | FGA | XPM | XPA | Pts. |
|-----|--------------------|------------|------------|------------|------------|------------|--------------|
| 1. | Justin Tucker | 118 | 250 | 276 | 258 | 259 | 1,008 |
| 2. | Stephen Gostkowski | 119 | 204 | 239 | 397 | 398 | 1,009 |
| 3. | Mason Crosby | 124 | 205 | 258 | 390 | 393 | 1,005 |
| 4. | Mike Vanderjagt | 126 | 219 | 250 | 347 | 349 | 1,004 |
| 5. | Wil Lutz | 127 | 221 | 258 | 346 | 355 | 1,009 |

LUTZ REACHES 200 FIELD GOALS MADE

In Week 2 against Pittsburgh, kicker Wil Lutz went 2-of-2 and eclipsed the 200 career field goals made mark in just his 116th game. He tied kickers Dan Bailey and Robbie Gould for the eighth-fastest kicker in NFL history to reach that mark.

FASTEST PLAYERS TO REACH 200 FIELD GOALS MADE

| Rk. | Player | GP | FGM | FGA | Pct. |
|-----|-----------------|------------|------------|------------|-------------|
| 1. | Justin Tucker | 95 | 200 | 222 | 90.1 |
| 2. | Harrison Butker | 109 | 201 | 225 | 89.3 |
| 3. | Dustin Hopkins | 114 | 202 | 238 | 84.9 |
| 4. | Dan Carpenter | 115 | 202 | 239 | 84.5 |
| | Chris Boswell | 115 | 200 | 232 | 86.2 |
| | Graham Gano | 115 | 200 | 247 | 81.0 |
| | Mike Vanderjagt | 115 | 200 | 230 | 87.0 |
| 8. | Wil Lutz | 116 | 200 | 234 | 97.2 |
| | Dan Bailey | 116 | 200 | 228 | 87.7 |
| | Robbie Gould | 116 | 200 | 234 | 85.5 |

LUTZ WITH EIGHT SEASONS OF 100+ POINTS

Since making his NFL debut with New Orleans in 2016, kicker Wil Lutz has posted eight seasons in which he has totaled 100 or more kicking points. Among kickers in that span, Lutz's eight such campaigns are the second most in the NFL.

MOST SEASONS WITH 100+ KICKING POINTS, SINCE 2016

| Rk. | Player | Team | No. |
|-----|-----------------|--------------------|----------|
| 1. | Justin Tucker | Bal. | 9 |
| 2. | Wil Lutz | N.O. / Den. | 8 |
| 3. | Greg Zuerlein | LAR / Dal. / NYJ | 7 |
| | Matt Prater | Det. / Ari. | 7 |

DIXON PINNING THEM DEEP

In 63 games with the Broncos in his career, punter Riley Dixon has punted 301 times for 14,173 yards (46.2 avg. / 41.5 net), including 108 punts inside of the 20-yard line and only 20 touchbacks. His 108 punts inside the 20-yard line with the Broncos are the third most by any punter in team history.



MOST PUNTS INSIDE THE 20, TEAM HISTORY

| Rk. | Player | Punts | Yds. | Gross | Net | I20 | TBs |
|-----|--------------------|------------|---------------|-------------|-------------|------------|-----------|
| 1. | Tom Rouen | 541 | 28,146 | 43.9 | 36.2 | 182 | 75 |
| 2. | Britton Colquitt | 472 | 21,327 | 45.2 | 39.1 | 149 | 29 |
| 3. | Riley Dixon | 307 | 14,173 | 46.2 | 41.5 | 108 | 20 |
| 4. | Mike Horan | 374 | 15,911 | 42.5 | 36.5 | 107 | 29 |
| 5. | Luke Prestridge | 377 | 15,754 | 41.8 | 34.7 | 80 | 30 |

TEAM HIGHS AND LOWS



2024 REGULAR SEASON DENVER BRONCOS OFFENSIVE HIGHS AND LOWS (THROUGH WEEK 15)

| HIGH | DATE | OPPONENT | CATEGORY | OPPONENT | DATE | LOW |
|-------|-------|------------------|---------------------------------------|-------------------|-------|-------|
| 41 | 12/2 | vs. Cleveland | Points | vs. Pittsburgh | 9/15 | 6 |
| 21 | 10/27 | vs. Carolina | Points in a Quarter | at Seattle | 9/8 | 0 |
| | | | | vs. Pittsburgh | 9/15 | |
| | | | | at Tampa Bay | 9/22 | |
| | | | | at N.Y. Jets | 9/29 | |
| | | | | vs. Las Vegas | 10/6 | |
| | | | | vs. L.A. Chargers | 10/13 | |
| | | | | vs. Carolina | 10/27 | |
| | | | | at Baltimore | 11/3 | |
| | | | | at Kansas City | 11/10 | |
| | | | | vs. Indianapolis | 12/15 | |
| 24 | 12/15 | vs. Indianapolis | Points in a Half | vs. Pittsburgh | 9/15 | 0 |
| | | | | at N.Y. Jets | 9/29 | |
| | | | | vs. L.A. Chargers | 10/13 | |
| | | | | at Baltimore | 11/3 | |
| | | | | at Kansas City | 11/10 | |
| 5 | 11/17 | vs. Atlanta | Total Touchdowns | vs. Pittsburgh | 9/15 | 0 |
| 73 | 10/27 | vs. Carolina | Total Plays | vs. L.A. Chargers | 10/13 | 53 |
| 400 | 10/27 | vs. Carolina | Total Net Yards | at N.Y. Jets | 9/29 | 186 |
| 23 | 10/27 | vs. Carolina | Total First Downs | at N.Y. Jets | 9/29 | 12 |
| 13 | 10/17 | at New Orleans | First Downs Rushing | at Kansas City | 11/10 | 4 |
| 16 | 10/27 | vs. Carolina | First Downs Passing | at N.Y. Jets | 9/29 | 3 |
| 4 | 11/3 | at Baltimore | First Down Penalties | at Seattle | 9/8 | 0 |
| | | | | vs. Pittsburgh | 9/15 | |
| | | | | at Tampa Bay | 9/22 | |
| | | | | vs. L.A. Chargers | 10/13 | |
| | | | | at Kansas City | 11/10 | |
| 64.7% | 10/27 | vs. Carolina | Third Down Efficiency | vs. Pittsburgh | 9/15 | 16.7% |
| 6.7 | 11/17 | vs. Atlanta | Average Yards Per Play | vs. Indianapolis | 12/15 | 3.2 |
| 225 | 10/17 | at New Orleans | Total Net Yards Rushing | at Las Vegas | 11/24 | 63 |
| 35 | 10/17 | at New Orleans | Rushing Attempts | vs. L.A. Chargers | 10/13 | 18 |
| 6.4 | 10/17 | at New Orleans | Rushing Average Yards | vs. Indianapolis | 12/15 | 2.7 |
| 2 | 9/22 | at Tampa Bay | Rushing Touchdowns | vs. Pittsburgh | 9/15 | 0 |
| | | | | at N.Y. Jets | 9/29 | |
| | | | | vs. L.A. Chargers | 10/13 | |
| | | | | at Baltimore | 11/3 | |
| | | | | at Kansas City | 11/10 | |
| | | | | at Las Vegas | 11/24 | |
| | | | | vs. Indianapolis | 12/15 | |
| 298 | 10/27 | vs. Carolina | Total Net Yards Passing | at N.Y. Jets | 9/29 | 60 |
| 42 | 9/8 | at Seattle | Passing Attempts | at N.Y. Jets | 9/29 | 25 |
| 30 | 10/27 | vs. Carolina | Passing Completions | at N.Y. Jets | 9/29 | 12 |
| 4 | 11/17 | vs. Atlanta | Passing Touchdowns | at Seattle | 9/8 | 0 |
| | | | | vs. Pittsburgh | 9/15 | |
| | | | | at Tampa Bay | 9/22 | |
| | | | | at New Orleans | 10/17 | |
| 8.7 | 11/17 | vs. Atlanta | Passing Yards Average | at N.Y. Jets | 9/29 | 2.4 |
| 3 | 12/15 | vs. Indianapolis | Passes Thrown for Interception | at Tampa Bay | 9/22 | 0 |
| | | | | at N.Y. Jets | 9/29 | |
| | | | | vs. Las Vegas | 10/6 | |
| | | | | at New Orleans | 10/17 | |
| | | | | vs. Carolina | 10/27 | |
| | | | | at Kansas City | 11/10 | |
| | | | | vs. Atlanta | 11/17 | |
| | | | | at Las Vegas | 11/24 | |
| 4 | 11/3 | at Baltimore | Times Sacked | at Tampa Bay | 9/22 | 0 |
| | | | | at N.Y. Jets | 9/29 | |
| | | | | at New Orleans | 10/17 | |
| | | | | vs. Cleveland | 12/2 | |
| 4 | 11/3 | at Baltimore | QB Sacks | at Tampa Bay | 9/22 | 0 |
| | | | | at N.Y. Jets | 9/29 | |
| | | | | at New Orleans | 10/17 | |
| | | | | vs. Cleveland | 12/2 | |



TEAM HIGHS AND LOWS



| | | | | | | |
|--------|-------|------------------|----------------------------------|--|---|--------|
| 33 | 11/10 | at Kansas City | Sack Yards Lost | at Tampa Bay at N.Y. Jets at New Orleans vs. Cleveland | 9/22 9/29 10/17 12/2 | 0 |
| 8 | 9/8 | at Seattle | Total Punts | at Tampa Bay at Baltimore | 9/22 11/3 | 2 |
| 389 | 9/8 | at Seattle | Total Punt Yards | at Tampa Bay at Baltimore | 9/22 11/3 | 96 |
| 52.5 | 9/15 | vs. Pittsburgh | Punt Gross Average Yards | at N.Y. Jets | 9/29 | 42.4 |
| 49.6 | 12/2 | vs. Cleveland | Punt Net Average Yards | vs. Indianapolis | 12/15 | 35.2 |
| 5 | 9/8 | at Seattle | Punt Returns | at Tampa Bay at N.Y. Jets vs. L.A. Chargers vs. Carolina at Baltimore at Kansas City at Las Vegas vs. Cleveland | 9/22 9/29 10/13 10/27 11/3 11/10 11/24 12/2 | 1 |
| 97 | 12/15 | vs. Indianapolis | Punt Return Yards | vs. Carolina | 10/27 | 0 |
| 32.3 | 12/15 | vs. Indianapolis | Punt Return Yards Average | vs. Carolina | 10/27 | 0.0 |
| 4 | 11/3 | at Baltimore | Kickoff Returns | vs. Pittsburgh at Tampa Bay at N.Y. Jets vs. Carolina at Kansas City vs. Atlanta at Las Vegas vs. Cleveland vs. Indianapolis | 9/15 9/22 9/29 10/27 11/10 11/17 11/24 12/2 12/15 | 0 |
| 116 | 11/3 | at Baltimore | Kickoff Return Yards | vs. Pittsburgh at Tampa Bay at N.Y. Jets vs. Carolina at Kansas City vs. Atlanta at Las Vegas vs. Cleveland vs. Indianapolis | 9/15 9/22 9/29 10/27 11/10 11/17 11/24 12/2 12/15 | 0 |
| 9 | 9/15 | vs. Pittsburgh | Total Penalties | vs. Carolina vs. Atlanta vs. Cleveland | 10/27 11/17 12/2 | 4 |
| 124 | 9/15 | vs. Pittsburgh | Penalty Yards | at Kansas City | 11/10 | 35 |
| 2 | 9/8 | at Seattle | Total Fumbles | vs. Pittsburgh at Baltimore at Las Vegas vs. Cleveland vs. Indianapolis | 9/15 11/3 11/24 12/2 12/15 | 0 |
| 2 | 10/27 | vs. Carolina | Fumbles Lost | vs. Pittsburgh vs. Las Vegas at Baltimore at Kansas City vs. Atlanta at Las Vegas vs. Cleveland vs. Indianapolis | 9/15 10/6 11/3 11/10 11/17 11/24 12/2 12/15 | 0 |
| 33:16 | 10/17 | at New Orleans | Time of Possession | vs. L.A. Chargers | 10/13 | 22:37 |
| 3 | 9/8 | at Seattle | Turnovers | vs. Las Vegas at Kansas City vs. Atlanta at Las Vegas | 10/6 11/10 11/17 11/24 | 0 |
| 82,243 | 9/29 | at N.Y. Jets | Attendance | at Las Vegas | 11/24 | 62,460 |



TEAM HIGHS AND LOWS



2024 REGULAR SEASON DENVER BRONCOS DEFENSIVE HIGHS AND LOWS (THROUGH WEEK 15)

| HIGH | DATE | OPPONENT | CATEGORY | OPPONENT | DATE | LOW |
|-------|-------|-------------------|---------------------------------------|-------------------|-------|-------|
| 41 | 11/3 | at Baltimore | Points | vs. Atlanta | 11/17 | 6 |
| 17 | 11/3 | at Baltimore | Points in a Quarter | vs. Pittsburgh | 9/15 | 0 |
| | | | | at Tampa Bay | 9/22 | |
| | | | | at N.Y. Jets | 9/29 | |
| | | | | vs. Las Vegas | 10/6 | |
| | | | | vs. L.A. Chargers | 10/13 | |
| | | | | at New Orleans | 10/17 | |
| | | | | vs. Carolina | 10/27 | |
| | | | | at Kansas City | 11/10 | |
| | | | | vs. Atlanta | 11/17 | |
| | | | | at Las Vegas | 11/24 | |
| | | | | vs. Indianapolis | 12/15 | |
| 24 | 11/3 | at Baltimore | Points in a Half | at Tampa Bay | 9/22 | 0 |
| | | | | vs. Atlanta | 11/17 | |
| | | | | vs. Indianapolis | 12/15 | |
| 5 | 11/3 | at Baltimore | Total Touchdowns | at N.Y. Jets | 9/29 | 0 |
| | | | | vs. Atlanta | 11/17 | |
| 84 | 12/2 | vs. Cleveland | Total Plays | at Baltimore | 11/3 | 54 |
| 552 | 12/2 | vs. Cleveland | Total Net Yards | at Tampa Bay | 9/22 | 223 |
| 28 | 12/2 | vs. Cleveland | Total First Downs | vs. Atlanta | 11/17 | 13 |
| 10 | 10/13 | vs. L.A. Chargers | First Downs Rushing | vs. Atlanta | 11/17 | 2 |
| 24 | 12/2 | vs. Cleveland | First Downs Passing | vs. Pittsburgh | 9/15 | 7 |
| | | | | at New Orleans | 10/17 | |
| 5 | 9/15 | vs. Pittsburgh | First Down Penalties | vs. Atlanta | 11/17 | 1 |
| | | | | vs. Cleveland | 12/2 | |
| 61.1% | 10/13 | vs. L.A. Chargers | Third Down Efficiency | at N.Y. Jets | 9/29 | 23.5% |
| 7.3 | 11/3 | at Baltimore | Average Yards Per Play | at N.Y. Jets | 9/29 | 3.5 |
| 149 | 12/15 | vs. Indianapolis | Total Net Yards Rushing | vs. Atlanta | 11/17 | 50 |
| 38 | 10/13 | vs. L.A. Chargers | Rushing Attempts | at Tampa Bay | 9/22 | 16 |
| | | | | at Las Vegas | 11/24 | |
| 5.7 | 9/22 | at Tampa Bay | Rushing Average Yards | vs. Atlanta | 11/17 | 2.4 |
| 2 | 9/8 | at Seattle | Rushing Touchdowns | vs. Pittsburgh | 9/15 | 0 |
| | | | | at Tampa Bay | 9/22 | |
| | | | | at N.Y. Jets | 9/29 | |
| | | | | at New Orleans | 10/17 | |
| | | | | vs. Carolina | 10/27 | |
| | | | | at Kansas City | 11/10 | |
| | | | | vs. Atlanta | 11/17 | |
| | | | | at Las Vegas | 11/24 | |
| | | | | vs. Cleveland | 12/2 | |
| 475 | 12/2 | vs. Cleveland | Total Net Yards Passing | vs. Pittsburgh | 9/15 | 110 |
| 58 | 12/2 | vs. Cleveland | Passing Attempts | at Baltimore | 11/3 | 19 |
| 34 | 12/2 | vs. Cleveland | Passing Completions | vs. Pittsburgh | 9/15 | 13 |
| 4 | 12/2 | vs. Cleveland | Passing Touchdowns | at N.Y. Jets | 9/29 | 0 |
| | | | | vs. Atlanta | 11/17 | |
| | | | | vs. Indianapolis | 12/15 | |
| 13.5 | 11/3 | at Baltimore | Passing Yards Average | at Tampa Bay | 9/22 | 3.3 |
| 3 | 10/6 | vs. Las Vegas | Passes Thrown for Interception | vs. Pittsburgh | 9/15 | 0 |
| | | | | at N.Y. Jets | 9/29 | |
| | | | | vs. L.A. Chargers | 10/13 | |
| | | | | at New Orleans | 10/17 | |
| | | | | at Baltimore | 11/3 | |
| | | | | at Kansas City | 11/10 | |
| 7 | 9/22 | at Tampa Bay | Times Sacked | at Baltimore | 11/3 | 1 |
| 7 | 9/22 | at Tampa Bay | QB Sacks | at Baltimore | 11/3 | 1 |
| 41 | 9/29 | at N.Y. Jets | Sack Yards Lost | vs. Pittsburgh | 9/15 | 7 |
| 8 | 9/15 | vs. Pittsburgh | Total Punts | at Baltimore | 11/3 | 2 |
| 424 | 9/15 | vs. Pittsburgh | Total Punt Yards | at Baltimore | 11/3 | 98 |
| 53.4 | 10/6 | vs. Las Vegas | Punt Gross Average Yards | vs. L.A. Chargers | 10/13 | 39.8 |
| 49.4 | 10/27 | vs. Carolina | Punt Net Average Yards | vs. Indianapolis | 12/15 | 32.4 |
| 5 | 9/15 | vs. Pittsburgh | Punt Returns | at Tampa Bay | 9/22 | 0 |
| | | | | vs. Las Vegas | 10/6 | |
| | | | | vs. Carolina | 10/27 | |



TEAM HIGHS AND LOWS



| | | | | | | |
|--------|-------|-------------------|----------------------------------|--|--|--------|
| 36 | 12/15 | vs. Indianapolis | Punt Return Yards | at Seattle at Tampa Bay vs. Las Vegas vs. Carolina | 9/8 9/22 10/6 10/27 | 0 |
| 21.0 | 11/3 | at Baltimore | Punt Return Yards Average | at Seattle at Tampa Bay vs. Las Vegas vs. Carolina | 9/8 9/22 10/6 10/27 | 0.0 |
| 5 | 10/17 | at New Orleans | Kickoff Returns | vs. L.A. Chargers vs. Carolina vs. Atlanta vs. Indianapolis | 10/13 10/27 11/17 12/15 | 0 |
| 121 | 10/17 | at New Orleans | Kickoff Return Yards | vs. L.A. Chargers vs. Carolina vs. Atlanta vs. Indianapolis | 10/13 10/27 11/17 12/15 | 0 |
| 13 | 9/29 | at N.Y. Jets | Total Penalties | vs. L.A. Chargers at Kansas City | 10/13 11/10 | 3 |
| 90 | 9/29 | at N.Y. Jets | Penalty Yards | at Kansas City | 11/10 | 10 |
| 3 | 12/15 | vs. Indianapolis | Total Fumbles | vs. Las Vegas vs. Carolina at Kansas City vs. Cleveland | 10/6 10/27 11/10 12/2 | 0 |
| 3 | 12/15 | vs. Indianapolis | Fumbles Lost | vs. Pittsburgh vs. Las Vegas vs. L.A. Chargers vs. Carolina at Baltimore at Kansas City vs. Atlanta vs. Cleveland | 9/15 10/6 10/13 10/27 11/3 11/10 11/17 12/2 | 0 |
| 37:23 | 10/13 | vs. L.A. Chargers | Time of Possession | at New Orleans | 10/17 | 26:44 |
| 5 | 12/15 | vs. Indianapolis | Turnovers | vs. Pittsburgh vs. L.A. Chargers at Baltimore at Kansas City | 9/15 10/13 11/3 11/10 | 0 |
| 82,243 | 9/29 | at N.Y. Jets | Attendance | at Las Vegas | 11/24 | 62,460 |





23

2024 WEEK 6

Los Angeles Chargers 23, Denver Broncos 16
70,743 Empower Field at Mile High Oct 13, 2024



16

Los Angeles Chargers 10 10 3 0 - 23
Denver Broncos 0 0 0 16 - 16

SCORING DRIVES

| TEAM | QTR | TIME | SCORING PLAY | LAC | DEN |
|----------|-----|-------|---|-----|-----|
| Chargers | 1 | 09:26 | C.Dicker 20 yd. Field Goal (9-29, 4:11) | 3 | 0 |
| Chargers | 1 | 04:59 | K.Vidal 38 yd. pass from J.Herbert (C.Dicker kick) (6-83, 2:53) | 10 | 0 |
| Chargers | 2 | 06:21 | C.Dicker 33 yd. Field Goal (20-76,10:29) | 13 | 0 |
| Chargers | 2 | 01:00 | J.Dobbins 4 yd. run (C.Dicker kick) (11-56, 3:32) | 20 | 0 |
| Chargers | 3 | 02:35 | C.Dicker 46 yd. Field Goal (11-63, 4:58) | 23 | 0 |
| Broncos | 4 | 10:06 | T.Franklin 2 yd. pass from B.Nix (W.Lutz kick) (8-95, 4:03) | 23 | 7 |
| Broncos | 4 | 05:22 | C.Sutton 15 yd. pass from B.Nix (pass failed) (8-64, 3:03) | 23 | 13 |
| Broncos | 4 | 00:59 | W.Lutz 40 yd. Field Goal (8-74, 1:27) | 23 | 16 |

LOS ANGELES CHARGERS (HEAD COACH: JIM HARBAUGH)

| OFFENSE | | | DEFENSE | | |
|---------|-------------|--------|--------------|--|--|
| WR 15 | L. McConkey | DL 95 | P. Ford | | |
| WR 1 | Q. Johnston | DL 93 | O. Ogbornia | | |
| TE 88 | H. Hurst | OLB 52 | K. Mack | | |
| C 75 | B. Bozeman | OLB 45 | T. Tuipulotu | | |
| QB 10 | J. Herbert | LB 0 | D. Henley | | |
| RB 27 | J. Dobbins | LB 6 | D. Perryman | | |
| | | CB 7 | K. Fulton | | |
| | | CB 20 | C. Hart | | |
| | | CB 29 | T. Still | | |
| | | S 32 | A. Gilman | | |
| | | S 3 | D. James Jr. | | |

DENVER BRONCOS (HEAD COACH: SEAN PAYTON)

| OFFENSE | | | DEFENSE | | |
|---------|-------------|--------|-------------------|--|--|
| WR 17 | D. Vele | DE 99 | Z. Allen | | |
| WR 14 | C. Sutton | NT 93 | D. Jones | | |
| LT 72 | G. Bolles | DE 98 | J. Franklin-Myers | | |
| LG 74 | B. Powers | SLB 0 | J. Cooper | | |
| C 54 | A. Forsyth | WLB 15 | N. Bonitto | | |
| RG 77 | Q. Meinerz | ILB 55 | C. Barton | | |
| RT 79 | M. Peart | ILB 40 | J. Strnad | | |
| TE 82 | A. Trautman | CB 2 | P. Surtain II | | |
| WR 16 | T. Franklin | CB 21 | R. Moss | | |
| RB 33 | J. Williams | S 6 | P. Locke | | |
| QB 10 | B. Nix | S 22 | B. Jones | | |

LOS ANGELES CHARGERS

| PASSING | ATT | CP | YDS | SK/YD | TD | LG | INT | RTG |
|----------------|-----------|-----------|------------|-------------|----------|------------|----------|-------------|
| Justin Herbert | 34 | 21 | 237 | 3/15 | 1 | 38t | 0 | 92.4 |
| TOTAL | 34 | 21 | 237 | 3/15 | 1 | 38T | 0 | 92.4 |

| RUSHING | ATT | YDS | AVG | LG | TD |
|------------------|-----------|------------|------------|-----------|----------|
| J.K. Dobbins | 25 | 96 | 3.8 | 20 | 1 |
| Derius Davis | 2 | 14 | 7.0 | 10 | 0 |
| Kimani Vidal | 4 | 11 | 2.8 | 6 | 0 |
| Hassan Haskins | 2 | 5 | 2.5 | 3 | 0 |
| Justin Herbert | 4 | 2 | 0.5 | 5 | 0 |
| Quentin Johnston | 1 | 0 | 0.0 | 0 | 0 |
| TOTAL | 38 | 128 | 3.4 | 20 | 1 |

| RECEIVING | NO | YDS | AVG | LG | TD |
|------------------|-----------|------------|-------------|------------|----------|
| Ladd McConkey | 4 | 43 | 10.8 | 15 | 0 |
| Will Dissly | 4 | 26 | 6.5 | 20 | 0 |
| Quentin Johnston | 3 | 22 | 7.3 | 8 | 0 |
| Simi Fehoko | 2 | 44 | 22.0 | 30 | 0 |
| Kimani Vidal | 2 | 40 | 20.0 | 38t | 1 |
| Joshua Palmer | 2 | 38 | 19.0 | 24 | 0 |
| J.K. Dobbins | 2 | 6 | 3.0 | 5 | 0 |
| Stone Smartt | 1 | 10 | 10.0 | 10 | 0 |
| Derius Davis | 1 | 8 | 8.0 | 8 | 0 |
| TOTAL | 21 | 237 | 11.3 | 38T | 1 |

| PUNTING | NO | YDS | AVG | TB | I20 | LG |
|--------------|----------|------------|-------------|----------|----------|-----------|
| JK Scott | 4 | 159 | 39.8 | 0 | 3 | 43 |
| TOTAL | 4 | 159 | 39.0 | 0 | 3 | 43 |

| KICKOFF RETURNS | NO | YDS | AVG | LG | TD |
|--------------------|----|-----|-----|----|----|
| No Kickoff Returns | | | | | |

| PUNT RETURNS | NO | YDS | AVG | LG | TD |
|--------------|----------|-----------|-------------|-----------|----------|
| Derius Davis | 2 | 26 | 13.0 | 18 | 0 |
| TOTAL | 2 | 26 | 13.0 | 18 | 0 |

| TOP DEFENSE | TOT | SOLO | AST | SCK | YDS | INT |
|-----------------|-----|------|-----|-----|-----|-----|
| Alohi Gilman | 10 | 6 | 4 | 1.0 | 0.0 | 0 |
| Denzel Perryman | 6 | 5 | 1 | 0.0 | 0.0 | 0 |
| Daiyan Henley | 4 | 2 | 2 | 0.0 | 0.0 | 0 |

| FIELD GOALS | FGM/FGA | PERCENT | RESULTS |
|----------------|------------|--------------|---------------|
| Cameron Dicker | 3-3 | 100.0 | 20G, 33G, 46G |
| TOTAL | 3-3 | 100.0 | |

DENVER BRONCOS

| PASSING | ATT | CP | YDS | SK/YD | TD | LG | INT | RTG |
|--------------|-----------|-----------|------------|-------------|----------|-----------|----------|-------------|
| Bo Nix | 33 | 19 | 216 | 2/10 | 2 | 37 | 1 | 84.9 |
| TOTAL | 33 | 19 | 216 | 2/10 | 2 | 37 | 1 | 84.9 |

| RUSHING | ATT | YDS | AVG | LG | TD |
|-------------------|-----------|------------|------------|-----------|----------|
| Bo Nix | 6 | 61 | 10.2 | 21 | 0 |
| Javonte Williams | 6 | 23 | 3.8 | 13 | 0 |
| Audric Estime | 2 | 13 | 6.5 | 11 | 0 |
| Jaleel McLaughlin | 3 | 8 | 2.7 | 5 | 0 |
| Troy Franklin | 1 | 5 | 5.0 | 5 | 0 |
| TOTAL | 18 | 110 | 6.1 | 21 | 0 |

| RECEIVING | NO | YDS | AVG | LG | TD |
|---------------------|-----------|------------|-------------|-----------|----------|
| Devaughn Vele | 4 | 78 | 19.5 | 37 | 0 |
| Courtland Sutton | 4 | 53 | 13.3 | 20 | 1 |
| Javonte Williams | 3 | 13 | 4.3 | 10 | 0 |
| Troy Franklin | 2 | 31 | 15.5 | 29 | 1 |
| Jaleel McLaughlin | 2 | 17 | 8.5 | 11 | 0 |
| Lucas Krull | 2 | 11 | 5.5 | 8 | 0 |
| Lil'Jordan Humphrey | 1 | 8 | 8.0 | 8 | 0 |
| Nate Adkins | 1 | 5 | 5.0 | 5 | 0 |
| TOTAL | 19 | 216 | 11.4 | 37 | 2 |

| PUNTING | NO | YDS | AVG | TB | I20 | LG |
|--------------|----------|------------|-------------|----------|----------|-----------|
| Riley Dixon | 5 | 233 | 46.6 | 0 | 3 | 54 |
| TOTAL | 5 | 233 | 46.0 | 0 | 3 | 54 |

| KICKOFF RETURNS | NO | YDS | AVG | TB | LG | TD |
|-----------------|----------|-----------|-------------|-----------|----------|----|
| Tremont Smith | 1 | 31 | 31.0 | 31 | 0 | |
| TOTAL | 1 | 31 | 31.0 | 31 | 0 | |

| PUNT RETURNS | NO | YDS | AVG | LG | TD |
|-----------------|----------|-----------|-------------|-----------|----------|
| Marvin Mims Jr. | 1 | 10 | 10.0 | 10 | 0 |
| TOTAL | 1 | 10 | 10.0 | 10 | 0 |

| TOP DEFENSE | TOT | SOLO | AST | SCK | YDS | INT |
|---------------|-----|------|-----|-----|-----|-----|
| Brandon Jones | 12 | 11 | 1 | 0.0 | 0.0 | 0 |
| Zach Allen | 8 | 5 | 3 | 0.5 | 3.5 | 0 |
| Cody Barton | 8 | 1 | 7 | 0.0 | 0.0 | 0 |

| FIELD GOALS | FGM/FGA | PERCENT | RESULTS |
|--------------|------------|--------------|---------|
| Wil Lutz | 1-1 | 100.0 | 40G |
| TOTAL | 1-1 | 100.0 | |

Team Statistics

| | Chargers | Broncos |
|------------------------------|-----------|----------|
| First Downs | 22 | 17 |
| 3rd-Down Eff. (Made/Att/Pct) | 11/18/61% | 3/11/27% |
| 4th-Down Eff. (Made/Att/Pct) | 0/0/0% | 2/2/100% |
| Total Net Yards | 350 | 316 |
| Total Plays | 75 | 53 |
| Yards Per Play | 4.7 | 6.0 |
| Rushes/Net Yards | 38/128 | 18/110 |
| Net Passing | 222 | 206 |
| Pass Attempts/Completions | 34/21 | 33/19 |
| Had Intercepted | 0 | 1 |
| Sacked/Yards Lost | 3/15 | 2/10 |
| Punts/Average | 4/39.8 | 5/46.6 |
| Penalties/Yards | 3/20 | 7/37 |
| Fumbles/Lost | 1/0 | 1/1 |
| Possession Time | 37:23 | 22:37 |



BIG YARDAGE GAMES



2024 REGULAR SEASON BIG YARDAGE GAMES 100-YARD PASS RECEIVERS

| DATE | OPPONENT | PLAYER | REC. | YDS. | AVG. | LG | TD |
|-------|--------------|------------------|------|------|------|-----|----|
| 10/27 | vs. Panthers | Courtland Sutton | 8 | 100 | 12.5 | 37 | 0 |
| 11/3 | at Ravens | Courtland Sutton | 7 | 122 | 17.4 | 33 | 0 |
| 12/2 | vs. Browns | Marvin Mims Jr. | 3 | 105 | 35.0 | 93T | 1 |
| 12/2 | vs. Browns | Courtland Sutton | 6 | 102 | 17.0 | 32 | 0 |

300-YARD PASSERS

| DATE | OPPONENT | PLAYER | ATT. | YDS. | COMP. | LG | TD |
|-------|-------------|--------|------|------|-------|-----|----|
| 11/17 | vs. Falcons | Bo Nix | 33 | 307 | 28 | 41T | 4 |

2024 OPPONENTS BIG YARDAGE GAMES 100-YARD PASS RECEIVERS

| DATE | OPPONENT | PLAYER | REC. | YDS. | AVG. | LG | TD |
|-------|------------|---------------|------|------|------|-----|----|
| 11/3 | at Ravens | Zay Flowers | 5 | 127 | 25.4 | 53T | 2 |
| 11/24 | at Raiders | Jakobi Meyers | 10 | 121 | 12.1 | 25 | 0 |
| 12/2 | vs. Browns | Jerry Jeudy | 9 | 235 | 26.1 | 70T | 1 |
| 12/2 | vs. Browns | Elijah Moore | 8 | 111 | 13.9 | 44 | 0 |

100-YARD RUSHERS

| DATE | OPPONENT | PLAYER | ATT. | YDS. | AVG. | LG | TD |
|-------|-------------|--------------------|------|------|------|-----|----|
| 9/8 | at Seahawks | Kenneth Walker III | 20 | 103 | 5.2 | 23T | 1 |
| 11/3 | at Ravens | Derrick Henry | 23 | 106 | 4.6 | 20 | 2 |
| 12/15 | vs. Colts | Jonathan Taylor | 22 | 107 | 4.9 | 40 | 0 |

300-YARD PASSERS

| DATE | OPPONENT | PLAYER | ATT. | YDS. | COMP. | LG | TD |
|------|------------|----------------|------|------|-------|-----|----|
| 12/2 | vs. Browns | Jameis Winston | 58 | 497 | 34 | 70T | 4 |





BRONCOS 2024 REGULAR SEASON RECORD WHEN...

| CATEGORY | 2024 SEASON | | CATEGORY | 2024 SEASON | |
|--|-------------|--|------------------------------------|-------------|--|
| | W-L | | | W-L | |
| BRONCOS AT EMPOWER FIELD AT MILE HIGH | 5-2 | | IN SEPTEMBER | 2-2 | |
| BRONCOS ON THE ROAD | 4-3 | | IN OCTOBER | 3-1 | |
| BRONCOS ON GRASS | 7-4 | | IN NOVEMBER | 2-2 | |
| BRONCOS ON ARTIFICIAL TURF | 2-1 | | IN DECEMBER | 2-0 | |
| BRONCOS IN DOMES | 0-0 | | IN JANUARY | 0-0 | |
| BRONCOS IN RETRACTABLE ROOF STADIUMS | 0-0 | | ON SUNDAY NIGHT | 0-0 | |
| BRONCOS OUTDOORS | 0-0 | | ON THURSDAY NIGHT | 1-0 | |
| BRONCOS INDOORS | 0-0 | | ON MONDAY NIGHT | 1-0 | |
| EMPOWER FIELD AT MILE HIGH ROOF OPEN | 0-0 | | ON SATURDAY | 0-0 | |
| EMPOWER FIELD AT MILE HIGH ROOF CLOSED | 0-0 | | | | |
| BRONCOS SCORE FIRST | 5-2 | | DAY GAMES | 7-5 | |
| OPPONENT SCORES FIRST | 4-3 | | KICKOFF AT 12:00 MST | 0-0 | |
| BRONCOS SCORE ON FIRST POSSESSION | 2-1 | | KICKOFF AT 3:00/3:05/3:15/3:35 MST | 0-0 | |
| BRONCOS SCORE 20 OR MORE POINTS | 8-1 | | NIGHT GAMES | 2-0 | |
| BRONCOS SCORE 19 OR LESS POINTS | 1-4 | | | | |
| BRONCOS ALLOW 20 OR MORE | 1-3 | | VS. AFC WEST OVERALL | 2-2 | |
| BRONCOS ALLOW 19 OR LESS POINTS | 8-2 | | VS. AFC WEST AT HOME | 1-1 | |
| | | | VS. AFC WEST ON THE ROAD | 1-1 | |
| BRONCOS LEAD AFTER 1ST QUARTER | 4-0 | | VS. AFC | 5-4 | |
| BRONCOS TRAIL AFTER 1ST QUARTER | 3-3 | | VS. AFC EAST | 1-0 | |
| SCORE TIED AFTER 1ST QUARTER | 2-2 | | VS. AFC SOUTH | 1-0 | |
| BRONCOS LEAD AT HALFTIME | 6-2 | | VS. AFC NORTH | 1-2 | |
| BRONCOS TRAIL AT HALFTIME | 3-3 | | | | |
| SCORE TIED AT HALFTIME | 0-0 | | VS. NFC | 4-1 | |
| BRONCOS LEAD AFTER 3RD QUARTER | 8-1 | | VS. NFC EAST | 0-0 | |
| BRONCOS TRAIL AFTER 3RD QUARTER | 1-4 | | VS. NFC SOUTH | 4-0 | |
| SCORE TIED AFTER 3RD QUARTER | 0-0 | | VS. NFC NORTH | 0-0 | |
| GAME GOES TO OVERTIME | 0-0 | | VS. NFC WEST | 0-1 | |
| BRONCOS HAVE + TURNOVER RATIO | 7-0 | | | | |
| BRONCOS HAVE - TURNOVER RATIO | 0-4 | | | | |
| TURNOVER RATIO EVEN | 2-1 | | | | |
| BRONCOS HAVE 30:00+TOP | 5-1 | | | | |
| BRONCOS HAVE LESS THAN 30:00 TOP | 4-4 | | | | |
| BRONCOS HAVE 100-YARD RUSHER | 0-0 | | | | |
| BRONCOS HAVE 300 NET PASSING YARDS | 0-0 | | | | |
| BRONCOS HAVE 1 100-YARD RECEIVER | 1-1 | | | | |
| BRONCOS HAVE 2 100-YARD RECEIVERS | 1-0 | | | | |
| BRONCOS WIN COIN TOSS | 5-1 | | | | |
| BRONCOS LOSE COIN TOSS | 4-4 | | | | |





2024 REGULAR SEASON BRONCOS INDIVIDUAL SINGLE-GAME HIGHS

| | | | | |
|------------------------------|------|------------------|---------------|-------|
| Touchdowns | 2 | Courtland Sutton | at Raiders | 11/24 |
| | | Javonte Williams | at Saints | 10/17 |
| Passes Attempted | 42 | Bo Nix | at Raiders | 11/24 |
| | | Bo Nix | at Seahawks | 09/08 |
| Passes Completed | 28 | Bo Nix | vs. Falcons | 11/17 |
| | | Bo Nix | vs. Panthers | 10/27 |
| Completion Percentage | 84.8 | Bo Nix | vs. Falcons | 11/17 |
| Passing Yards | 307 | Bo Nix | vs. Falcons | 11/17 |
| Yards Per Attempt | 9.3 | Bo Nix | vs. Falcons | 11/17 |
| Touchdown Passes | 4 | Bo Nix | vs. Falcons | 11/17 |
| Pass Receptions | 8 | Courtland Sutton | at Raiders | 11/24 |
| | | Courtland Sutton | vs. Panthers | 10/27 |
| | | Devaughn Vele | at Seahawks | 09/08 |
| Receiving Yards | 122 | Courtland Sutton | at Ravens | 11/03 |
| Touchdown Receptions | 2 | Courtland Sutton | at Raiders | 11/24 |
| Rushing Yards | 88 | Javonte Williams | at Saints | 10/17 |
| Rushing Attempts | 17 | Javonte Williams | vs. Panthers | 10/27 |
| Rushing Average | 7.8 | Tyler Badie | at Buccaneers | 09/22 |
| Rushing Touchdowns | 2 | Javonte Williams | at Saints | 10/17 |
| Yards From Scrimmage | 122 | Courtland Sutton | at Ravens | 11/03 |
| Combined Net Yards | 122 | Courtland Sutton | at Ravens | 11/03 |
| Interceptions Made | 2 | Pat Surtain II | vs. Raiders | 10/06 |
| Interceptions Thrown | 3 | Bo Nix | vs. Colts | 12/15 |
| INT Return Yards | 100 | Pat Surtain II | vs. Raiders | 10/06 |
| Tackles | 12 | Brandon Jones | vs. Panthers | 10/27 |
| | | Brandon Jones | vs. Chargers | 10/13 |
| | | Alex Singleton | vs. Steelers | 09/15 |
| | | Riley Moss | at Seahawks | 09/08 |
| Sacks | 2.0 | Nik Bonitto | vs. Falcons | 11/17 |
| | | Dondrea Tillman | at Buccaneers | 09/22 |
| | | Jonathon Cooper | at Seahawks | 09/08 |
| Punts | 8 | Riley Dixon | at Jets | 09/29 |
| | | Riley Dixon | at Seahawks | 09/08 |
| Punts Inside the 20 | 4 | Riley Dixon | at Seahawks | 09/08 |
| Punting Average | 52.5 | Riley Dixon | vs. Steelers | 09/15 |
| Punt Returns | 5 | Marvin Mims Jr. | at Seahawks | 09/08 |
| Punt Return Yards | 97 | Marvin Mims Jr. | vs. Colts | 12/15 |
| Kickoff Returns | 3 | Tremon Smith | at Ravens | 11/03 |
| | | Marvin Mims Jr. | at Seahawks | 09/08 |
| Kickoff Return Yards | 78 | Tremon Smith | at Ravens | 11/03 |
| Field Goals Attempted | 5 | Wil Lutz | at Raiders | 11/24 |
| Field Goals Made | 5 | Wil Lutz | at Raiders | 11/24 |

2024 REGULAR SEASON DENVER BRONCOS LONGEST PLAYS

| | | | | |
|---|-----|------------------|---------------|-------|
| Run From Scrimmage | 43 | Tyler Badie | at Buccaneers | 09/22 |
| Touchdown Run | 14 | Javonte Williams | vs. Falcons | 11/17 |
| Passing Long | 93 | Bo Nix | vs. Browns | 12/02 |
| Touchdown Pass Long | 93 | Bo Nix | vs. Browns | 12/02 |
| Pass Reception | 93 | Marvin Mims Jr. | vs. Browns | 12/02 |
| Touchdown Reception | 93 | Marvin Mims Jr. | vs. Browns | 12/02 |
| Interception Return | 100 | Pat Surtain II | vs. Raiders | 10/06 |
| Longest INT Return for TD | 100 | Pat Surtain II | vs. Raiders | 10/06 |
| Longest Own Fumble Return | 2 | Adam Trautman | at Seahawks | 09/08 |
| Longest Opponent's Fumble Return | 52 | Cody Barton | at Saints | 10/17 |
| Punt Return | 61 | Marvin Mims Jr. | vs. Colts | 12/15 |
| Kickoff Return | 38 | Marvin Mims Jr. | at Ravens | 11/03 |
| | | Tremon Smith | vs. Raiders | 10/06 |
| Punt | 65 | Riley Dixon | at Seahawks | 09/08 |
| Field Goal | 54 | Wil Lutz | at Raiders | 11/24 |





Field Goal Attempt

60

Wil Lutz

at Chiefs

11/10





2024 REGULAR SEASON OPPONENTS INDIVIDUAL SINGLE-GAME HIGHS

| | | | | |
|------------------------------|------|----------------------|---------------|-------|
| Touchdowns | 2 | David Njoku | vs. Browns | 12/02 |
| | | Zay Flowers | at Ravens | 11/03 |
| | | Derrick Henry | at Ravens | 11/03 |
| Passes Attempted | 58 | Jameis Winston | vs. Browns | 12/02 |
| Passes Completed | 34 | Jameis Winston | vs. Browns | 12/02 |
| Completion Percentage | 84.2 | Lamar Jackson | at Ravens | 11/03 |
| Passing Yards | 497 | Jameis Winston | vs. Browns | 12/02 |
| Yards Per Attempt | 14.7 | Lamar Jackson | at Ravens | 11/03 |
| Touchdown Passes | 4 | Jameis Winston | vs. Browns | 12/02 |
| Pass Receptions | 10 | Jakobi Meyers | at Raiders | 11/24 |
| Receiving Yards | 235 | Jerry Jeudy | vs. Browns | 12/02 |
| Touchdown Receptions | 2 | David Njoku | vs. Browns | 12/02 |
| | | Zay Flowers | at Ravens | 11/03 |
| Rushing Yards | 107 | Jonathan Taylor | vs. Colts | 12/15 |
| Rushing Attempts | 25 | J.K. Dobbins | vs. Chargers | 10/13 |
| Rushing Average | 7.8 | Bucky Irving | at Buccaneers | 09/22 |
| Rushing Touchdowns | 2 | Derrick Henry | at Ravens | 11/03 |
| Yards From Scrimmage | 235 | Jerry Jeudy | vs. Browns | 12/02 |
| Combined Net Yards | 235 | Jerry Jeudy | vs. Browns | 12/02 |
| Interceptions Made | 1 | Nick Cross | vs. Colts | 12/15 |
| | | Zaire Franklin | vs. Colts | 12/15 |
| | | Samuel Womack III | vs. Colts | 12/15 |
| | | Greg Newsome II | vs. Browns | 12/02 |
| | | Denzel Ward | vs. Browns | 12/02 |
| | | Ar'Darius Washington | at Ravens | 11/03 |
| | | Elijah Molden | vs. Chargers | 10/13 |
| | | Damontae Kazee | vs. Steelers | 09/15 |
| | | Cory Trice Jr. | vs. Steelers | 09/15 |
| | | Julian Love | at Seahawks | 09/08 |
| | | Riq Woolen | at Seahawks | 09/08 |
| Interceptions Thrown | 3 | Jameis Winston | vs. Browns | 12/02 |
| INT Return Yards | 25 | Elijah Molden | vs. Chargers | 10/13 |
| Tackles | 13 | E.J. Speed | vs. Colts | 12/15 |
| | | Jamel Dean | at Buccaneers | 09/22 |
| Sacks | 2.0 | Tavius Robinson | at Ravens | 11/03 |
| | | A'Shawn Robinson | vs. Panthers | 10/27 |
| | | Maxx Crosby | vs. Raiders | 10/06 |
| Punts | 8 | Corliss Waitman | vs. Steelers | 09/15 |
| Punts Inside the 20 | 3 | Corey Bojorquez | vs. Browns | 12/02 |
| | | Matthew Hayball | at Saints | 10/17 |
| | | JK Scott | vs. Chargers | 10/13 |
| | | Thomas Morstead | at Jets | 09/29 |
| Punting Average | 53.4 | AJ Cole | vs. Raiders | 10/06 |
| Punt Returns | 5 | Xavier Gipson | at Jets | 09/29 |
| | | Calvin Austin III | vs. Steelers | 09/15 |
| Punt Return Yards | 36 | Anthony Gould | vs. Colts | 12/15 |
| Kickoff Returns | 4 | Jermaine Jackson | at Saints | 10/17 |
| Kickoff Return Yards | 100 | Jermaine Jackson | at Saints | 10/17 |
| Field Goals Attempted | 4 | Daniel Carlson | at Raiders | 11/24 |
| | | Greg Zuerlein | at Jets | 09/29 |
| Field Goals Made | 4 | Daniel Carlson | at Raiders | 11/24 |

2024 REGULAR SEASON OPPONENTS LONGEST PLAYS

| | | | | |
|----------------------------|----|-----------------|-------------|-------|
| Run From Scrimmage | 40 | Jonathan Taylor | vs. Colts | 12/15 |
| | | Ameer Abdullah | vs. Raiders | 10/06 |
| Touchdown Run | 34 | Geno Smith | at Seahawks | 09/08 |
| Passing Long | 70 | Jameis Winston | vs. Browns | 12/02 |
| Touchdown Pass Long | 70 | Jameis Winston | vs. Browns | 12/02 |
| Pass Reception | 70 | Jerry Jeudy | vs. Browns | 12/02 |





| | | | | |
|---|----|-------------------|---------------|-------|
| Touchdown Reception | 70 | Jerry Jeudy | vs. Browns | 12/02 |
| Interception Return | 25 | Elijah Molden | vs. Chargers | 10/13 |
| Longest Opponent's Fumble Return | 7 | Michael Carter II | at Jets | 09/29 |
| Punt Return | 36 | Anthony Gould | vs. Colts | 12/15 |
| Kickoff Return | 59 | Dylan Laube | at Raiders | 11/24 |
| Punt | 67 | Jake Camarda | at Buccaneers | 09/22 |
| Field Goal | 53 | Daniel Carlson | at Raiders | 11/24 |
| | | Chris Boswell | vs. Steelers | 09/15 |
| Field Goal Attempt | 53 | Daniel Carlson | at Raiders | 11/24 |
| | | Chris Boswell | vs. Steelers | 09/15 |





BY BRONCOS

BY OPPONENT

PASSING

| | | |
|---|--------------------------------|--|
| * Never Has Happened * | 500 YARDS PASSING | 506 yards, Tony Romo @ Dallas, 10/06/13 |
| 42 att., Bo Nix @ Las Vegas, 11/24/24 | 40+ PASS ATTEMPTS | 58 att., Jameis Winston vs. Cleveland, 12/02/24 |
| 50 att., Joe Flacco vs. Chicago, 09/15/19 | 50+ PASS ATTEMPTS | 58 att., Jameis Winston vs. Cleveland, 12/02/24 |
| 438 yards, Peyton Manning @ New England, 11/02/14 | 400 YARDS PASSING | 497 yards, Jameis Winston vs. Cleveland, 12/02/24 |
| 307 yards, Bo Nix vs. Atlanta, 11/17/24 | 300 YARDS PASSING | 306 yards, Patrick Mahomes @ Kansas City, 10/12/23 |
| * Never Has Happened * | SIX TOUCHDOWN PASSES | * Never Has Happened * |
| 7 tds, Peyton Manning: (24, 23, 28, 5, 2, 26, 78) vs. Baltimore, 09/05/13 | SEVEN TOUCHDOWN PASSES | * Never Has Happened * |
| 5 tds, Peyton Manning @ Oakland, 11/09/14 | FIVE+ TOUCHDOWN PASSES | 5 tds, Jared Goff @ Detroit, 12/16/23 |
| 5 tds, Peyton Manning: (51, 32, 10, 32, 15) @ Oakland, 11/09/14 | FIVE TOUCHDOWN PASSES | 5 tds, Jared Goff: (19, 9, 15, 3, 10) @ Detroit, 12/16/23 |
| 4 tds, Bo Nix: (12, 12, 7, 41) vs. Atlanta, 11/17/24 | FOUR TOUCHDOWN PASSES | 4 tds, Jameis Winston: (8, 4, 70, 5) vs. Cleveland, 12/02/24 |
| 3 tds, Bo Nix: (13, 15, 20) vs. Indianapolis, 12/15/24 | THREE TOUCHDOWN PASSES | 3 tds, Lamar Jackson: (7, 53, 3) @ Baltimore, 11/03/24 |
| 4 int, Deltha O'Neal vs. Kansas City, 10/07/01 | FOUR OR MORE INTERCEPTION GAME | * Never Has Happened * |
| * Never Has Happened * | THREE INTERCEPTION GAME | * Never Has Happened * |
| 2 ints, Pat Surtain II vs. Las Vegas, 10/06/24 | TWO INTERCEPTION GAME | 2 ints, Derek Stingley Jr. @ Houston, 12/03/23 |
| * Never Has Happened * | SEVEN+ INTERCEPTIONS THROWN | * Never Has Happened * |
| * Never Has Happened * | SIX INTERCEPTIONS THROWN | * Never Has Happened * |
| * Never Has Happened * | FIVE INTERCEPTIONS THROWN | * Never Has Happened * |
| 4 ints, Drew Lock @ Las Vegas, 11/15/20 | FOUR INTERCEPTIONS THROWN | 4 ints, Eli Manning @ N.Y. Giants, 09/15/13 |
| 3 ints, Bo Nix vs. Indianapolis, 12/15/24 | THREE INTERCEPTIONS THROWN | 3 ints, Jameis Winston vs. Cleveland, 12/02/24 |
| 2 ints, Bo Nix vs. Cleveland, 12/02/24 | TWO INTERCEPTIONS THROWN | 2 ints, Anthony Richardson vs. Indianapolis, 12/15/24 |
| Bo Nix vs. Atlanta, 11/17/24 | 100-POINT PASSER RATING | AJ Cole @ Las Vegas, 11/24/24 |

RUSHING

| | | |
|--|--------------------------|---|
| * Never Has Happened * | 300 YARDS RUSHING | * Never Has Happened * |
| 224 yards, Knowshon Moreno @ New England, 11/24/13 | 200+ YARDS RUSHING | 203 yards, De'Von Achane @ Miami, 09/24/23 |
| 224 yards, Knowshon Moreno @ New England, 11/24/13 | 200 YARDS RUSHING | 203 yards, De'Von Achane @ Miami, 09/24/23 |
| 157 yards, Phillip Lindsay @ Cincinnati, 12/02/18 | 150-199 YARDS RUSHING | 177 yards, Breece Hall vs. N.Y. Jets, 10/08/23 |
| 103 yards, Latavius Murray vs. L.A. Chargers, 01/08/23 | 100 YARDS RUSHING | 107 yards, Jonathan Taylor vs. Indianapolis, 12/15/24 |
| 103 yards, Latavius Murray vs. L.A. Chargers, 01/08/23 | 100-149 YARDS RUSHING | 107 yards, Jonathan Taylor vs. Indianapolis, 12/15/24 |
| 163 yards/118 yards, Willis McGahee/Tim Tebow @ Oakland, 11/06/11 | TWO 100-YARD RUSHERS | * Never Has Happened * |
| 5 tds, Clinton Portis: (11, 1, 59, 28, 53) vs. Kansas City, 12/07/03 | FIVE TOUCHDOWNS RUSHING | * Never Has Happened * |
| 5 tds, Clinton Portis: (11, 1, 59, 28, 53) vs. Kansas City, 12/07/03 | FOUR TOUCHDOWNS RUSHING | * Never Has Happened * |
| 3 tds, C.J. Anderson: (11, 1, 25) vs. Oakland, 12/28/14 | THREE TOUCHDOWNS RUSHING | 3 tds, Raheem Mostert: (20, 3, 1) @ Miami, 09/24/23 |
| 2 tds, Javonte Williams: (8, 5) @ New Orleans, 10/17/24 | TWO TOUCHDOWNS RUSHING | 2 tds, Derrick Henry: (7, 6) @ Baltimore, 11/03/24 |





| | | |
|--|-----------------------------------|---|
| * Never Has Happened * | TWO PLAYERS WITH TWO TD RUSHING | Latavius Murray: (36, 8)/Taysom Hill: (1, 2) vs. New Orleans, 11/29/20 |
| Derek Loville: (2)/Bubby Brister: (38)/Terrell Davis: (41) @ Kansas City, 11/16/98 | THREE PLAYERS WITH ONE TD RUSHING | Stevan Ridley: (8)/Tom Brady: (1)/Shane Vereen: (1) @ New England, 10/07/12 |
| 157 yards, Phillip Lindsay @ Cincinnati, 12/02/18 | 150 YARDS RUSHING | 177 yards, Breece Hall vs. N.Y. Jets, 10/08/23 |
| 30 att., C.J. Anderson @ Indianapolis, 12/14/17 | 30+ RUSHING ATTEMPTS | 31 att., Derrick Henry vs. Tennessee, 09/14/20 |
| 59 yards, Javonte Williams vs. Atlanta, 11/17/24 | 50-74 YARD RUSHING | 56 yards, Chuba Hubbard vs. Carolina, 10/27/24 |
| 84 yards, Jaleel McLaughlin vs. Cleveland, 12/02/24 | 75+ YARD RUSHING | 107 yards, Jonathan Taylor vs. Indianapolis, 12/15/24 |
| 30 att., C.J. Anderson @ Indianapolis, 12/14/17 | 30-39 RUSHING ATTEMPTS | 31 att., Derrick Henry vs. Tennessee, 09/14/20 |
| * Never Has Happened * | 40+ RUSHING ATTEMPTS | * Never Has Happened * |
| * Never Has Happened * | 400 YARDS RUSHING (TEAM) | * Never Has Happened * |
| 301 yards, Denver 38, Seattle 31 @ Seattle, 11/26/00 | 300 YARDS RUSHING (TEAM) | 350 yards, Miami 70, Denver 20 @ Miami, 09/24/23 |
| 225 yards, Denver 33, New Orleans 10 @ New Orleans, 10/17/24 | 200 YARDS RUSHING (TEAM) | 234 yards, N.Y. Jets 31, Denver 21 vs. N.Y. Jets, 10/08/23 |
| 225 yards, Denver 33, New Orleans 10 @ New Orleans, 10/17/24 | 200-299 YARDS RUSHING (TEAM) | 234 yards, N.Y. Jets 31, Denver 21 vs. N.Y. Jets, 10/08/23 |
| 225 yards, Denver 33, New Orleans 10 @ New Orleans, 10/17/24 | 200+ YARDS RUSHING (TEAM) | 234 yards, N.Y. Jets 31, Denver 21 vs. N.Y. Jets, 10/08/23 |
| 301 yards, Denver 38, Seattle 31 @ Seattle, 11/26/00 | 300+ YARDS RUSHING (TEAM) | 350 yards, Miami 70, Denver 20 @ Miami, 09/24/23 |

RECEIVING

| | | |
|---|------------------------------------|---|
| 105 yards/102 yards, Marvin Mims Jr./Courtland Sutton vs. Cleveland, 12/02/24 | TWO 100-YARD RECEIVERS | 235 yards/111 yards, Jerry Jeudy/Elijah Moore vs. Cleveland, 12/02/24 |
| 226 yards, Demaryius Thomas vs. Arizona, 10/05/14 | 200 YARDS RECEIVING | 235 yards, Jerry Jeudy vs. Cleveland, 12/02/24 |
| 105 yards/102 yards, Marvin Mims Jr./Courtland Sutton vs. Cleveland, 12/02/24 | 100 YARDS RECEIVING | 111 yards, Elijah Moore vs. Cleveland, 12/02/24 |
| 4 tds, Eric Decker: (41, 37, 15, 1) @ Kansas City, 12/01/13 | FOUR TOUCHDOWN RECEPTIONS | * Never Has Happened * |
| * Never Has Happened * | FIVE TOUCHDOWN RECEPTIONS | * Never Has Happened * |
| 3 tds, Jerry Jeudy: (18, 5, 7) vs. Kansas City, 12/11/22 | THREE TOUCHDOWN RECEPTIONS | 3 tds, Sam LaPorta: (19, 3, 10) @ Detroit, 12/16/23 |
| 2 tds, Courtland Sutton: (18, 2) @ Las Vegas, 11/24/24 | TWO TOUCHDOWN RECEPTIONS | 2 tds, David Njoku: (8, 4) vs. Cleveland, 12/02/24 |
| Julius Thomas: (10, 32)/Emmanuel Sanders: (32, 15) @ Oakland, 11/09/14 | TWO PLAYERS WITH TWO TD RECEPTIONS | * Never Has Happened * |
| 154 yards, Jerry Jeudy vs. L.A. Chargers, 01/08/23 | 150 YARDS RECEIVING | 235 yards, Jerry Jeudy vs. Cleveland, 12/02/24 |
| 11 , Javonte Williams @ Seattle, 09/12/22 | 10 OR MORE RECEPTIONS | 10 , Jakobi Meyers @ Las Vegas, 11/24/24 |
| 105 yards/102 yards, Marvin Mims Jr./Courtland Sutton vs. Cleveland, 12/02/24 | 100-149 YARDS RECEIVING | 111 yards, Elijah Moore vs. Cleveland, 12/02/24 |
| 154 yards, Jerry Jeudy vs. L.A. Chargers, 01/08/23 | 150-199 YARDS RECEIVING | 191 yards, Nico Collins @ Houston, 12/03/23 |
| 226 yards, Demaryius Thomas vs. Arizona, 10/05/14 | 200-299 YARDS RECEIVING | 235 yards, Jerry Jeudy vs. Cleveland, 12/02/24 |
| * Never Has Happened * | 300+ YARDS RECEIVING | * Never Has Happened * |

COMBINED YARDS

| | | |
|--|---------------------------------------|--|
| 101 yards/340 yards, C.J. Anderson/Peyton Manning vs. Green Bay, 11/01/15 | 100-YARD RUSHER AND 300-YARD PASSER | 100 yards/335 yards, Khalil Herbert/Justin Fields @ Chicago, 10/01/23 |
| 113 yards/308 yards, Marvin Mims Jr./Russell Wilson vs. Washington, 09/17/23 | 100-YARD RECEIVER AND 300-YARD PASSER | 235/111 yards/497 yards, Jerry Jeudy/Elijah Moore/Jameis Winston vs. Cleveland, 12/02/24 |
| 103 yards/154 yards, Latavius Murray/Jerry Jeudy vs. L.A. Chargers, 01/08/23 | 100-YARD RUSHER AND 100-YARD RECEIVER | 106 yards/127 yards, Derrick Henry/Zay Flowers @ Baltimore, 11/03/24 |





| | | |
|---|---|---|
| 101 yards/340 yards/168 yards, C.J. Anderson/Peyton Manning Demaryius Thomas vs. Green Bay, 11/01/15 | 100-YARD RUSHER, 300-YARD PASSER, 100-YARD RECEIVER | 100 yards/335 yards/131 yards, Khalil Herbert/Justin Fields DJ Moore @ Chicago, 10/01/23 |
|---|---|---|

| | | |
|---|--|---|
| 111 yards/111/109 yards, Ronnie Hillman/Demaryius Thomas/Emmanuel Sanders @ Cleveland, 10/18/15 | 100-YARD RUSHER/TWO 100-YARD RECEIVERS | 104 yards/141/107 yards, Ryan Grant/Greg Jennings/James Jones vs. Green Bay, 10/29/07 |
|---|--|---|

| | | |
|---|--|--|
| 126/100 yards/334 yards, Demaryius Thomas/Emmanuel Sanders/Trevor Siemian @ Tennessee, 12/11/16 | TWO 100-YARD RECEIVERS/300-YARD PASSER | 235/111 yards/497 yards, Jerry Jeudy/Elijah Moore/Jameis Winston vs. Cleveland, 12/02/24 |
|---|--|--|

DEFENSE

| | | |
|--|---|---|
| 44 yards/71 yards, Ja'Quan McMillian/Nik Bonitto: (1:52) (Shotgun) 5-J.Winston pass short left intended for 88-J.Akins INTERCEPTED by 15-N.Bonitto [99-Z.Allen] at DEN 29. 15-N.Bonitto for 71 yards, TOUCHDOWN. vs. Cleveland, 12/02/24 | INTERCEPTED PASS RETURNED FOR A TOUCHDOWN | 85 yards, Cobie Durant: (4:21) (No Huddle, Shotgun) 4-B.Rypien pass short right intended for 86-F.Swain INTERCEPTED by 14-D.Durant at LA 15. 14-D.Durant for 85 yards, TOUCHDOWN. @ L.A. Rams, 12/25/22 |
|--|---|---|

| | | |
|--|---------------------------------|---|
| 50 yards, Nik Bonitto: (12:39) (Shotgun) 10-A.Mitchell to 50 for -10 yards (15-N.Bonitto). FUMBLES (15-N.Bonitto), RECOVERED by DEN-15-N.Bonitto at 50. 15-N.Bonitto for 50 yards, TOUCHDOWN. PENALTY on DEN-15-N.Bonitto, Unsportsmanlike Conduct, 15 yards, enforced between downs. vs. Indianapolis, 12/15/24 | FUMBLE RETURNED FOR A TOUCHDOWN | 1 yards, Cody Davis: 37-C.Ryland kicks 66 yards from NE 35 to DEN -1. 19-M.Mims MUFFS catch, and recovers at DEN 4. 19-M.Mims to DEN 9 for 5 yards (30-M.Mapu). FUMBLES (30-M.Mapu), RECOVERED by NE-22-C.Davis at DEN 1. 22-C.Davis for 1 yard, TOUCHDOWN. vs. New England, 12/24/23 |
|--|---------------------------------|---|

| | | |
|---|---------------|---|
| Zach Allen: (4:36) (Shotgun) 26-Z.Charbonnet right guard tackled in End Zone for -1 yards, SAFETY (99-Z.Allen, 0-J.Cooper). @ Seattle, 09/08/24 | SAFETY SCORED | (4:24) (Shotgun) 3-R.Wilson pass incomplete short left [96-A.Woods]. PENALTY on DEN-3-R.Wilson, Intentional Grounding, 6 yards, enforced in End Zone, SAFETY. vs. N.Y. Jets, 10/08/23 |
|---|---------------|---|

| | | |
|--|---------|--|
| Denver 26, N.Y. Jets 0 vs. N.Y. Jets, 09/26/21 | SHUTOUT | L.A. Chargers 21, Denver 0 @ L.A. Chargers, 10/22/17 |
|--|---------|--|

| | | |
|------------------------|-----------------|---|
| * Never Has Happened * | FIVE+ SACK GAME | 5.0 sk, Khalil Mack vs. Oakland, 12/13/15 |
|------------------------|-----------------|---|

| | | |
|------------------------|----------------|------------------------|
| * Never Has Happened * | SIX+ SACK GAME | * Never Has Happened * |
|------------------------|----------------|------------------------|

| | | |
|------------------------|----------------|---|
| * Never Has Happened * | FIVE SACK GAME | 5.0 sk, Khalil Mack vs. Oakland, 12/13/15 |
|------------------------|----------------|---|

| | | |
|--|----------------|------------------------|
| 4.0 sk, Elvis Dumervil vs. Cleveland, 09/20/09 | FOUR SACK GAME | * Never Has Happened * |
|--|----------------|------------------------|

| | | |
|---|-----------------|---|
| 3.0 sk, Shelby Harris @ Minnesota, 11/17/19 | THREE SACK GAME | 3.0 sk, Christian Barmore vs. New England, 12/24/23 |
|---|-----------------|---|

| | | |
|---|---------------|---|
| 2.0 sk, Nik Bonitto vs. Atlanta, 11/17/24 | TWO SACK GAME | 2.0 sk, Tavius Robinson @ Baltimore, 11/03/24 |
|---|---------------|---|

| | | |
|---|--------------------------------|---|
| Denard Walker/Deltha O'Neal vs. New England, 10/28/01 | TWO INTERCEPTIONS BY TEAMMATES | Marcus Coleman: (7, 0)/Victor Green: (15, 21) vs. N.Y. Jets, 10/03/99 |
|---|--------------------------------|---|

| | | |
|--|--------------------------------|---|
| 2 fr, Elvis Dumervil vs. Minnesota, 12/30/07 | TWO OPPONENT FUMBLE RECOVERIES | 2 fr, Shy Tuttle vs. Carolina, 10/27/24 |
|--|--------------------------------|---|

| | | |
|--|------------------------------|---|
| 71t yards, Nik Bonitto vs. Cleveland, 12/02/24 | 70+ YARD INTERCEPTION RETURN | 85t yards, Cobie Durant @ L.A. Rams, 12/25/22 |
|--|------------------------------|---|

| | | |
|--|-------------------|--|
| 2 ints, Pat Surtain II vs. Las Vegas, 10/06/24 | TWO INTERCEPTIONS | 2 ints, Derek Stingley Jr. @ Houston, 12/03/23 |
|--|-------------------|--|

| | | |
|------------------------|---------------------|------------------------|
| * Never Has Happened * | THREE INTERCEPTIONS | * Never Has Happened * |
|------------------------|---------------------|------------------------|

| | | |
|---|--------------------|------------------------|
| 4 ints, Deltha O'Neal vs. Kansas City, 10/07/01 | FOUR INTERCEPTIONS | * Never Has Happened * |
|---|--------------------|------------------------|

| | | |
|---|----------------------------|---|
| 18 yards, Las Vegas 17, Denver 13 @ Las Vegas, 12/26/21 | LESS THAN 25 RUSHING YARDS | 24 yards, Denver 16, Las Vegas 10 vs. Oakland, 10/01/17 |
|---|----------------------------|---|

| | | |
|---|----------------------------|---|
| 48 yards, Las Vegas 27, Denver 14 @ Las Vegas, 01/07/24 | LESS THAN 50 RUSHING YARDS | 46 yards, Kansas City 27, Denver 24 @ Kansas City, 01/01/23 |
|---|----------------------------|---|

| | | |
|---|-----------------------------|---|
| 77 yards, Denver 41, Cleveland 32 vs. Cleveland, 12/02/24 | LESS THAN 100 RUSHING YARDS | 72 yards, Denver 31, Indianapolis 13 vs. Indianapolis, 12/15/24 |
|---|-----------------------------|---|

| | | |
|--|--------------------------------|--|
| 12 yards, New Orleans 31, Denver 3 vs. New Orleans, 11/29/20 | LESS THAN 50 NET PASSING YARDS | 41 yards, Denver 23, N.Y. Jets 0 vs. N.Y. Jets, 12/10/17 |
|--|--------------------------------|--|

| | | |
|--|---------------------------------|--|
| 60 yards, Denver 10, N.Y. Jets 9 @ N.Y. Jets, 09/29/24 | LESS THAN 100 NET PASSING YARDS | 63 yards, New Orleans 31, Denver 3 vs. New Orleans, 11/29/20 |
|--|---------------------------------|--|

| | | |
|--|---------------------------------|---|
| 121 yards, Denver 31, Indianapolis 13 vs. Indianapolis, 12/15/24 | LESS THAN 150 NET PASSING YARDS | 132 yards, Denver 26, Tampa Bay 7 @ Tampa Bay, 09/22/24 |
|--|---------------------------------|---|

| | | |
|---|---------------------------------|---|
| 100 yards, Denver 23, N.Y. Jets 0 vs. N.Y. Jets, 12/10/17 | LESS THAN 150 YARDS NET OFFENSE | 112 yards, New Orleans 31, Denver 3 vs. New Orleans, 11/29/20 |
|---|---------------------------------|---|





| | | |
|---|---------------------------------|--|
| 162 yards, Denver 26, N.Y. Jets 0 vs. N.Y. Jets, 09/26/21 | LESS THAN 200 YARDS NET OFFENSE | 193 yards, Denver 31, Indianapolis 13 vs. Indianapolis, 12/15/24 |
| 226 yards, Denver 38, Atlanta 6 vs. Atlanta, 11/17/24 | LESS THAN 300 YARDS NET OFFENSE | 193 yards, Denver 31, Indianapolis 13 vs. Indianapolis, 12/15/24 |
| 4 to, L.A. Rams 51, Denver 14 @ L.A. Rams, 12/25/22 | FORCED FOUR TURNOVERS | 4 to, Denver 24, Buffalo 22 @ Buffalo, 11/13/23 |
| 5 to, Las Vegas 37, Denver 12 @ Las Vegas, 11/15/20 | FORCED FIVE+ TURNOVERS | 5 to, Denver 31, Indianapolis 13 vs. Indianapolis, 12/15/24 |
| 3 to, Denver 31, Indianapolis 13 vs. Indianapolis, 12/15/24 | AT LEAST ONE TURNOVER | 5 to, Denver 31, Indianapolis 13 vs. Indianapolis, 12/15/24 |
| 5 to, Denver 31, Indianapolis 13 vs. Indianapolis, 12/15/24 | FORCED THREE+ TURNOVERS | 3 to, Denver 31, Indianapolis 13 vs. Indianapolis, 12/15/24 |
| 5 to, Denver 31, Indianapolis 13 vs. Indianapolis, 12/15/24 | FORCED TWO+ TURNOVERS | 3 to, Denver 31, Indianapolis 13 vs. Indianapolis, 12/15/24 |

SPECIAL TEAMS

| | | |
|---|---|--|
| 99 yards, Marvin Mims Jr.: 7-J.Sanders kicks 64 yards from MIA 35 to DEN 1. 19-M.Mims for 99 yards, TOUCHDOWN. @ Miami, 09/24/23 | KICKOFF RETURNED FOR A TOUCHDOWN | 101 yards, Andre Roberts: 8-B.McManus kicks 66 yards from DEN 35 to LAC -1. 7-A.Roberts for 101 yards, TOUCHDOWN. @ L.A. Chargers, 01/02/22 |
| 83 yards, Diontae Spencer: (10:39) 3-J.Charlton punts 56 yards to DEN 17, Center-44-J.Jansen. 11-D.Spencer for 83 yards, TOUCHDOWN. @ Carolina, 12/13/20 | PUNT RETURNED FOR A TOUCHDOWN | 64 yards, Jamal Agnew: (11:10) 6-C.Wadman punts 49 yards to DET 36, Center-42-C.Kreiter. 39-J.Agnew for 64 yards, TOUCHDOWN. vs. Detroit, 12/22/19 |
| * Never Has Happened * | BLOCKED FIELD GOAL RETURNED FOR A TOUCHDOWN | * Never Has Happened * |
| Steven Johnson: (14:04) 8-D.Jones punt is BLOCKED by 53-S.Johnson, Center-46-J.Dorenbos, RECOVERED by DEN-53-S.Johnson at PHI 17. 53-S.Johnson for 17 yards, TOUCHDOWN. vs. Philadelphia, 09/29/13 | BLOCKED PUNT RETURNED FOR A TOUCHDOWN | Randy Jordan: (9:23) 16-T.Rouen punt is BLOCKED by 28-R.Jordan, Center-59-G.Cadrez, RECOVERED by OAK-28-R.Jordan at DEN 3. 28-R.Jordan for 3 yards, TOUCHDOWN. @ Oakland, 09/17/00 |
| 54 yards, Wil Lutz: (:58) 3-W.Lutz 54 yard field goal is GOOD, Center-48-M.Fraboni, Holder-9-R.Dixon. @ Las Vegas, 11/24/24 | MADE FIELD GOAL OF 50 YARDS OR LONGER | 53 yards, Daniel Carlson: (9:04) 2-D.Carlson 53 yard field goal is GOOD, Center-50-J.Bobenmoyer, Holder-6-A.Cole. @ Las Vegas, 11/24/24 |
| 35 yards, Wil Lutz: (:01) 3-W.Lutz 35 yard field goal is BLOCKED (54-L.Chenal), Center-48-M.Fraboni, Holder-9-R.Dixon, RECOVERED by KC-2-J.Williams at KC 24. @ Kansas City, 11/10/24 | BLOCKED FIELD GOAL | 50 yards, Cameron Dicker: (6:23) 11-C.Dicker 50 yard field goal is BLOCKED (99-Z.Allen), Center-47-J.Harris, Holder-16-J.Scott. vs. L.A. Chargers, 12/31/23 |
| Sam Martin: (10:51) 6-S.Martin punt is BLOCKED by 79-P.O'Connor, Center-46-J.Bobenmoyer, RECOVERED by TB-79-P.O'Connor at DEN 14. 79-P.O'Connor to DEN 10 for 4 yards (46-J.Bobenmoyer).Penalty on DEN-53-A.Calitro, Offensive Holding, declined. vs. Tampa Bay, 09/27/20 | BLOCKED PUNT | Sam Koch: (13:40) (Punt formation) 4-S.Koch punt is BLOCKED by 43-J.Jones, Center-46-M.Cox, recovered by BLT-37-J.Allen at BLT 4. 37-J.Allen to BLT 6 for 2 yards (47-J.Jewell). @ Baltimore, 09/23/18 |
| Wil Lutz: 16-W.Lutz extra point is No Good, Hit Left Upright, Center-48-M.Fraboni, Holder-9-R.Dixon. @ Buffalo, 11/13/23 | MISSED POINT AFTER TOUCHDOWN ATTEMPT | Chad Ryland: 37-C.Ryland extra point is No Good, Hit Left Upright, Center-49-J.Cardona, Holder-17-B.Baringer. vs. New England, 12/24/23 |
| Ryan Succop [Joseph Jones blocked]: 3-R.Succop extra point is Blocked (43-J.Jones), Center-97-Z.Triner, Holder-8-B.Pinion. vs. Tampa Bay, 09/27/20 | POINT AFTER TOUCHDOWN ATTEMPT BLOCKED | Brandon McManus [Margus Hunt blocked]: 8-B.McManus extra point is Blocked (99-M.Hunt), Center-42-C.Kreiter, Holder-9-R.Dixon. @ Cincinnati, 09/25/16 |
| P.J. Locke: (Onside Kick formation) 8-B.McManus kicks onside 8 yards from DEN 35 to DEN 43, impetus ends at DEN 44. RECOVERED by DEN-6-P.Locke. @ Carolina, 11/27/22 | SUCCESSFUL ONSIDE KICK | A.J. Moore Jr.: 7-K.Fairbairn kicks onside 3 yards from HST 35 to HST 38. RECOVERED by HST-33-A.Moore. @ Houston, 12/08/19 |
| 5 fg, Wil Lutz: (38, 53, 54, 45, 33) @ Las Vegas, 11/24/24 | FIVE FIELD GOALS | 5 fg, Greg Zuerlein: (30, 26, 27, 22, 49) vs. N.Y. Jets, 10/08/23 |
| 6 fg, Brandon McManus: (45, 44, 27, 52, 20, 54) @ New England, 10/18/20 | SIX FIELD GOALS | 6 fg, Jeff Wilkins: (26, 38, 29, 51, 48, 24) @ St. Louis, 09/10/06 |
| 54 yards, Wil Lutz: (2:00) 3-W.Lutz 33 yard field goal is GOOD, Center-48-M.Fraboni, Holder-9-R.Dixon. @ Las Vegas, 11/24/24 | 50-59 YARD FIELD GOAL | 53 yards, Daniel Carlson: (3:41) 2-D.Carlson 22 yard field goal is GOOD, Center-50-J.Bobenmoyer, Holder-6-A.Cole. @ Las Vegas, 11/24/24 |





| | | |
|---|---|---|
| 4 fg, Wil Lutz: (46, 32, 52, 38) @ New Orleans, 10/17/24 | FOUR FIELD GOALS | 4 fg, Daniel Carlson: (34, 34, 53, 22) @ Las Vegas, 11/24/24 |
| 61 yards, Brandon McManus: (14:56) 8-B.McManus 23 yard field goal is GOOD, Center-46-J.Bobenmoyer, Holder-6-S.Martin. @ L.A. Chargers, 01/02/22 | 60+ YARD FIELD GOAL | 60 yards, Harrison Butker: (2:00) 7-H.Butker 52 yard field goal is GOOD, Center-41-J.Winchester, Holder-5-T.Townsend. @ Kansas City, 10/12/23 |
| 3 fg, Wil Lutz: (35, 30, 45) @ Seattle, 09/08/24 | THREE FIELD GOALS | 3 fg, Harrison Butker: (36, 28, 20) @ Kansas City, 11/10/24 |
| 61 yards, Marvin Mims Jr. vs. Indianapolis, 12/15/24 | 50-69 YARD PUNT RETURN | 64t yards, Jamal Agnew vs. Detroit, 12/22/19 |
| 83t yards, Diontae Spencer @ Carolina, 12/13/20 | 70-89 YARD PUNT RETURN | 84t yards, Julian Edelman @ New England, 11/02/14 |
| 61 yds, Riley Dixon vs. Cleveland, 12/02/24 | 60-69 YARD PUNT | 63 yds, Corey Bojorquez vs. Cleveland, 12/02/24 |
| 90t yards, Eric Decker vs. Oakland, 09/12/11 | 90+ YARD PUNT RETURN | 99t yards, Dwayne Harris @ Oakland, 12/24/18 |
| 71 yds, Tom Rouen vs. Philadelphia, 10/04/98 | 70+ YARD PUNT | 83 yds, JK Scott @ L.A. Chargers, 12/10/23 |
| 60 yards, Diontae Spencer @ Green Bay, 09/22/19 | 50-69 YARD KICKOFF RETURN | 59 yards, Dylan Laube @ Las Vegas, 11/24/24 |
| 10 punts, Corliss Waitman vs. San Francisco, 09/25/22 | PUNTED 10+ TIMES | 10 punts, Marquette King vs. Oakland, 12/13/15 |
| 76 yards, Omar Bolden vs. Oakland, 12/28/14 | 70-89 YARD KICKOFF RETURN | 72 yards, Dwayne Harris @ Oakland, 09/09/19 |
| 99t yards, Marvin Mims Jr. @ Miami, 09/24/23 | 90+ YARD KICKOFF RETURN | 101t yards, Andre Roberts @ L.A. Chargers, 01/02/22 |
| TEAM/MISCELLANEOUS | | |
| 400 yards, Cleveland 552, Denver 400 vs. Cleveland, 12/02/24 | 400 TOTAL YARDS OF OFFENSE | 448 yards, Detroit 448, Denver 287 @ Detroit, 12/16/23 |
| 503 yards, Denver 503, L.A. Chargers 317 vs. San Diego, 01/03/16 | 500 TOTAL YARDS OF OFFENSE | 552 yards, Cleveland 552, Denver 400 vs. Cleveland, 12/02/24 |
| * Never Has Happened * | 600 TOTAL YARDS OF OFFENSE | 726 yards, Miami 726, Denver 363 @ Miami, 09/24/23 |
| ST: (10:12) C.Newton pass short left intended for B.LaFell INTERCEPTED by T.Carter at CAR 40. T.Carter for 40 yards, TOUCHDOWN.DEF: (1:39) (Shotgun) P.Manning pass short right to B.Stokley for 10 yards, TOUCHDOWN.DEF: (3:30) R.Hillman left end for 5 yards, TOUCHDOWN.OFF: (15:00) B.Nortman punts 59 yards to DEN 24, Center-J.Jansen. T.Holliday for 76 yards, TOUCHDOWN. @ Carolina, 11/11/12 | TOUCHDOWN ON OFFENSE, DEFENSE AND SPECIAL TEAMS | ST: (11:21) (Shotgun) P.Mahomes pass short right to T.Hill for 10 yards, TOUCHDOWN.ST: (9:15) (Shotgun) C.Edwards-Helaire left guard for 11 yards, TOUCHDOWN.ST: (3:02) (Shotgun) C.Henne left end for 1 yard, TOUCHDOWN.DEF: (9:28) (Shotgun) D.Lock pass short right intended for N.Fant INTERCEPTED by D.Sorensen [A.Hitchens] at 50. D.Sorensen for 50 yards, TOUCHDOWN.OFF: B.McManus kicks 67 yards from DEN 35 to KC -2. B.Pringle for 102 yards, TOUCHDOWN. vs. Kansas City, 10/25/20 |
| Russell Wilson/Russell Wilson: TWO-POINT CONVERSION ATTEMPT. 3-R.Wilson pass to 33-J.Williams is complete. ATTEMPT SUCCEEDS.TWO-POINT CONVERSION ATTEMPT. 3-R.Wilson pass to 89-B.Johnson is complete. ATTEMPT SUCCEEDS. vs. New England, 12/24/23 | MADE TWO-POINT CONVERSION | Jameis Winston: TWO-POINT CONVERSION ATTEMPT. 5-J.Winston pass to 3-J.Jeudy is complete. ATTEMPT SUCCEEDS. vs. Cleveland, 12/02/24 |
| Bo Nix: TWO-POINT CONVERSION ATTEMPT. 10-B.Nix pass to 19-M.Mims is complete. ATTEMPT FAILS. vs. L.A. Chargers, 10/13/24 | FAILED TWO-POINT CONVERSION | Geno Smith: TWO-POINT CONVERSION ATTEMPT. 7-G.Smith pass to 14-D.Metcalf is incomplete. ATTEMPT FAILS. @ Seattle, 09/08/24 |
| Denver 51, Tennessee 28 vs. Tennessee, 12/08/13 | 50 POINTS | Miami 70, Denver 20 @ Miami, 09/24/23 |
| Denver 41, Cleveland 32 vs. Cleveland, 12/02/24 | 40 POINTS | Baltimore 41, Denver 10 @ Baltimore, 11/03/24 |
| Denver 20, Cincinnati 17 vs. Cincinnati, 12/28/15 | OVERTIME WIN | Las Vegas 22, Denver 16 vs. Las Vegas, 11/20/22 |
| Las Vegas 22, Denver 16 vs. Las Vegas, 11/20/22 | OVERTIME LOSS | Denver 20, Cincinnati 17 vs. Cincinnati, 12/28/15 |
| * Never Has Happened * | OVERTIME TIE | * Never Has Happened * |
| Denver 21, Arizona 3 @ Arizona, 10/18/18 | 20 FIRST-QUARTER POINTS | Kansas City 21, Denver 7 @ Kansas City, 12/25/16 |
| Denver 21, Carolina 0 vs. Carolina, 10/27/24 | 20 SECOND-QUARTER POINTS | Detroit 21, Denver 0 @ Detroit, 12/16/23 |
| Denver 21, Cincinnati 7 @ Cincinnati, 12/22/14 | 20 THIRD-QUARTER POINTS | New England 20, Denver 0 vs. New England, 12/24/23 |





| | | |
|---|--|--|
| Denver 21, Indianapolis 0 vs. Indianapolis, 12/15/24 | 20 FOURTH-QUARTER POINTS | Miami 21, Denver 7 @ Miami, 09/24/23 |
| Denver 26, N.Y. Jets 0 vs. N.Y. Jets, 09/26/21 | SHUTOUT AT HOME | * Never Has Happened * |
| * Never Has Happened * | SHUTOUT ON THE ROAD | L.A. Chargers 21, Denver 0 @ L.A. Chargers, 10/22/17 |
| Denver 20, Cincinnati 17 vs. Cincinnati, 12/28/15 | OVERTIME WIN AT HOME | Las Vegas 22, Denver 16 vs. Las Vegas, 11/20/22 |
| Denver 26, Cleveland 23 @ Cleveland, 10/18/15 | OVERTIME WIN ON THE ROAD | L.A. Chargers 19, Denver 16 @ L.A. Chargers, 10/17/22 |
| 10 pen, Denver 24, Buffalo 22 @ Buffalo, 11/13/23 | 10 PENALTIES | 11 pen, Denver 34, Las Vegas 18 vs. Las Vegas, 10/06/24 |
| 3 td, Denver 33, New Orleans 10 (7:33) (Shotgun) J.Williams right guard for 8 yards, TOUCHDOWN. (5:58) J.Williams right guard for 5 yards, TOUCHDOWN. (4:19) (No Huddle, Shotgun) S.Rattler sacked at DEN 48 for -14 yards (J.McMillian). FUMBLES (J.McMillian) [J.McMillian], RECOVERED by DEN-C.Barton at DEN 48. C.Barton for 52 yards, TOUCHDOWN. @ New Orleans, 10/17/24 | THREE TOTAL TOUCHDOWNS | 3 td, Seattle 26, Denver 20 (6:04) (Shotgun) G.Smith scrambles up the middle for 34 yards, TOUCHDOWN. (10:51) (Shotgun) K.Walker up the middle for 23 yards, TOUCHDOWN. (15:00) (Shotgun) G.Smith pass deep right to Z.Charbonnet for 30 yards, TOUCHDOWN [J.Cooper]. @ Seattle, 09/08/24 |
| 0 to, Denver 29, Las Vegas 19 @ Las Vegas, 11/24/24 | NO TURNOVERS | 0 to, Kansas City 16, Denver 14 @ Kansas City, 11/10/24 |
| 0 pen, Denver 9, Kansas City 6 vs. Kansas City, 09/17/06 | NO PENALTIES | 0 pen, Las Vegas 27, Denver 14 @ Las Vegas, 01/07/24 |
| 4 td, Denver 31, Indianapolis 13 (5:33) (Shotgun) B.Nix pass short middle to A.Trautman for 13 yards, TOUCHDOWN. (13:58) (Shotgun) B.Nix pass short middle to N.Adkins for 15 yards, TOUCHDOWN. (12:39) (Shotgun) A.Mitchell to 50 for -10 yards (N.Bonitto). FUMBLES (N.Bonitto), RECOVERED by DEN-N.Bonitto at 50. N.Bonitto for 50 yards, TOUCHDOWN. PENALTY on DEN-N.Bonitto, Unsportsmanlike Conduct, 15 yards, enforced between downs. (5:54) B.Nix pass deep right to C.Sutton for 20 yards, TOUCHDOWN. vs. Indianapolis, 12/15/24 | FOUR TOTAL TOUCHDOWNS | 4 td, Denver 41, Cleveland 32 (1:12) J.Winston pass short middle to D.Njoku for 8 yards, TOUCHDOWN. (:17) (Shotgun) J.Winston pass short right to D.Njoku for 4 yards, TOUCHDOWN. (10:01) (Shotgun) J.Winston pass deep middle to J.Jeudy for 70 yards, TOUCHDOWN. (9:00) (Shotgun) J.Winston pass short left to N.Chubb for 5 yards, TOUCHDOWN. vs. Cleveland, 12/02/24 |
| 41:12 TOP, Denver 30, Dallas 16 @ Dallas, 11/07/21 | OVER 40:00 TIME OF POSSESSION (NON-OT) | 41:28 TOP, Las Vegas 30, Denver 20 @ Oakland, 11/06/16 |
| @ New Orleans, 10/17/24 | NO SACKS/NO INTERCEPTIONS ALLOWED | @ Miami, 09/24/23 |
| (7, 14, 10, 10 Points), Denver 41, Cleveland 32 vs. Cleveland, 12/02/24 | SCORE TOUCHDOWN IN EACH QUARTER | (7, 10, 8, 7 Points), Denver 41, Cleveland 32 vs. Cleveland, 12/02/24 |
| 31 (first half), Denver 38, Houston 24 @ Houston, 12/08/19 | 30 ONE-HALF POINTS | 35 (first half), 35 (second half), Miami 70, Denver 20 @ Miami, 09/24/23 |
| 21 (Q4), Denver 31, Indianapolis 13 vs. Indianapolis, 12/15/24 | SCORED 20+ POINTS IN ONE QUARTER | 20 (Q3), New England 26, Denver 23 vs. New England, 12/24/23 |
| Denver 38, Atlanta 6 vs. Atlanta, 11/17/24 | WON GAME BY 20+ POINTS | Baltimore 41, Denver 10 @ Baltimore, 11/03/24 |
| 3 tds, Jerry Jeudy: (18-Pass Reception, 5-Pass Reception, 7-Pass Reception) vs. Kansas City, 12/11/22 | THREE TOUCHDOWNS BY A PLAYER | 3 tds, Sam LaPorta: (19-Pass Reception, 3-Pass Reception, 10-Pass Reception) @ Detroit, 12/16/23 |
| 4 tds, Eric Decker: (41-Pass Reception, 37-Pass Reception, 15-Pass Reception, 1-Pass Reception) @ Kansas City, 12/01/13 | FOUR TOUCHDOWNS BY A PLAYER | 4 tds/4 tds, Raheem Mostert/De'Von Achane: (20-Rushing, 3-Rushing, 1-Rushing, 19-Pass Reception) 8-Rushing, 4-Pass Reception, 10-Pass Reception, 67-Rushing) @ Miami, 09/24/23 |
| 5 tds, Clinton Portis: (11-Rushing, 1-Rushing, 59-Rushing, 28-Rushing, 53-Rushing) vs. Kansas City, 12/07/03 | FIVE TOUCHDOWNS BY A PLAYER | * Never Has Happened * |





ROSTERS
DEPTH CHART
TRANSACTIONS

NUMERICAL ROSTER



| NO. | NAME | POS | HT | WT | AGE | EXP | COLLEGE | HOMETOWN | HOW ACQ |
|-----|---------------------|-----|------|-----|-----|-----|----------------------|------------------------|----------------|
| 0 | Jonathon Cooper | OLB | 6-4 | 257 | 26 | 4 | Ohio State | Gahanna, Ohio | D7b-'21 |
| 1 | Tremon Smith | CB | 5-11 | 190 | 28 | 7 | Central Arkansas | Anniston, Ala. | UFA (Hou.)-'23 |
| 2 | Pat Surtain II | CB | 6-2 | 202 | 24 | 4 | Alabama | Plantation, Fla. | D1-'21 |
| 3 | Wil Lutz | K | 5-11 | 184 | 30 | 9 | Georgia State | Newnan, Ga. | T (N.O.)-'23 |
| 4 | Zach Wilson | QB | 6-2 | 214 | 25 | 4 | Brigham Young | Draper, Utah | T (NYJ)-'24 |
| 6 | P.J. Locke | S | 5-10 | 202 | 27 | 5 | Texas | Beaumont, Texas | FA-'19 |
| 8 | Jarrett Stidham | QB | 6-3 | 215 | 28 | 6 | Auburn | Corbin, Ky. | UFA (L.V.)-'23 |
| 9 | Riley Dixon | P | 6-4 | 221 | 31 | 9 | Syracuse | Oneida, N.Y. | UFA (LAR)-'23 |
| 10 | Bo Nix | QB | 6-2 | 217 | 24 | R | Oregon | Pinson, Ala. | D1-'24 |
| 14 | Courtland Sutton | WR | 6-4 | 216 | 29 | 7 | Southern Methodist | Brenham, Texas | D2-'18 |
| 15 | Nik Bonitto | OLB | 6-3 | 240 | 25 | 3 | Oklahoma | Fort Lauderdale, Fla. | D2-'22 |
| 16 | Troy Franklin | WR | 6-3 | 187 | 21 | R | Oregon | East Palo Alto, Calif. | D4-'24 |
| 17 | Devaughn Vele | WR | 6-5 | 210 | 27 | R | Utah | San Diego | D7a-'24 |
| 19 | Marvin Mims Jr. | WR | 5-11 | 184 | 22 | 2 | Oklahoma | Frisco, Texas | D2-'23 |
| 20 | Michael Burton | FB | 5-11 | 242 | 32 | 10 | Rutgers | Long Valley, N.J. | UFA (K.C.)-'23 |
| 21 | Riley Moss | CB | 6-1 | 193 | 24 | 2 | Iowa | Ankeny, Iowa | D3b-'23 |
| 22 | Brandon Jones | S | 6-1 | 190 | 26 | 5 | Texas | Nacogdoches, Texas | UFA (Mia.)-'24 |
| 23 | Audric Estime | RB | 5-11 | 227 | 21 | R | Notre Dame | Nyack, N.Y. | D5b-'24 |
| 26 | Devon Key | S | 6-0 | 208 | 27 | 2 | Western Kentucky | Lexington, Ky. | FA-'22 |
| 27 | Damarri Mathis | CB | 5-11 | 195 | 25 | 3 | Pittsburgh | Lakeland, Fla. | D4a-'22 |
| 29 | Ja'Quan McMillian | CB | 5-10 | 183 | 24 | 3 | East Carolina | Winston-Salem, N.C. | CFA-'22 |
| 31 | Kris Abrams-Draine | CB | 5-11 | 178 | 23 | R | Missouri | Mobile, Ala. | D5a-'24 |
| 33 | Javonte Williams | RB | 5-10 | 220 | 24 | 4 | North Carolina | Wallace, N.C. | D2-'21 |
| 34 | JL Skinner | S | 6-4 | 220 | 23 | 2 | Boise State | San Diego, Calif. | D6-'23 |
| 38 | Jaleel McLaughlin | RB | 5-9 | 183 | 24 | 2 | Youngstown State | Raleigh, N.C. | CFA-'23 |
| 39 | Levi Wallace | CB | 6-0 | 179 | 29 | 7 | Alabama | Tucson, Ariz. | UFA (Pit.)-'24 |
| 40 | Justin Strnad | ILB | 6-3 | 235 | 28 | 5 | Wake Forest | Palm Harbor, Fla. | D5-'20 |
| 41 | Drew Sanders | LB | 6-5 | 233 | 23 | 2 | Arkansas | Denton, Texas | D3a-'23 |
| 42 | Zach Cunningham | ILB | 6-3 | 238 | 30 | 8 | Vanderbilt | Pinson, AL | FA-'24 |
| 45 | Nate Adkins | TE | 6-3 | 252 | 25 | 2 | South Carolina | Knoxville, Tenn. | CFA-'23 |
| 48 | Mitchell Fraboni | LS | 6-2 | 223 | 28 | 3 | Arizona State | Phoenix, Ariz. | FA-'22 |
| 52 | Jonah Ellis | OLB | 6-2 | 246 | 21 | R | Utah | Moscow, Idaho | D3-'24 |
| 54 | Alex Forsyth | C | 6-4 | 312 | 25 | 2 | Oregon | West Linn, Ore. | D7-'23 |
| 55 | Cody Barton | ILB | 6-2 | 237 | 28 | 6 | Utah | Salt Lake City | UFA (Was.)-'24 |
| 56 | Levelle Bailey | ILB | 6-2 | 225 | 24 | R | Fresno State | Sacramento, Calif. | CFA-'24 |
| 60 | Luke Wattenberg | C | 6-5 | 300 | 27 | 3 | Washington | Trabuco Canyon, Calif. | D5c-'22 |
| 63 | Alex Palczewski | T | 6-6 | 315 | 25 | 2 | Illinois | Mount Prospect, Ill. | CFA-'23 |
| 69 | Mike McGlinchey | T | 6-8 | 310 | 29 | 7 | Notre Dame | Philadelphia, Pa. | UFA (S.F.)-'23 |
| 72 | Garrett Bolles | T | 6-5 | 300 | 32 | 8 | Utah | Walnut Creek, Calif. | D1-'17 |
| 73 | Frank Crum | T | 6-7 | 315 | 24 | R | Wyoming | Laramie, Wyo. | CFA-'24 |
| 74 | Ben Powers | G | 6-4 | 338 | 28 | 6 | Oklahoma | Wichita, Kan. | UFA (Bal.)-'23 |
| 77 | Quinn Meinerz | G | 6-3 | 320 | 26 | 4 | Wisconsin-Whitewater | Hartford, Wis. | D3a-'21 |
| 79 | Matt Peart | T | 6-7 | 315 | 27 | 5 | Connecticut | Kingston, Jamaica | UFA (NYG)-'24 |
| 82 | Adam Trautman | TE | 6-5 | 253 | 27 | 5 | Dayton | Williamsburg, Mich. | T (N.O.)-'23 |
| 84 | Lil'Jordan Humphrey | WR | 6-4 | 225 | 26 | 6 | Texas | Southlake, Texas | FA-'23 |
| 85 | Lucas Krull | TE | 6-6 | 260 | 26 | 3 | Pittsburgh | Shawnee, Kan. | FA-'23 |
| 92 | Dondrea Tillman | OLB | 6-4 | 247 | 26 | R | Indiana, Pa. | Serling, Va | FA-'24 |
| 93 | D.J. Jones | DT | 6-0 | 305 | 29 | 8 | Mississippi | Greenville, S.C. | UFA (S.F.)-'22 |
| 94 | Jordan Jackson | DL | 6-5 | 285 | 26 | 1 | Air Force | Jacksonville, Fla. | FA-'23 |
| 96 | Eyioma Uwazurike | DL | 6-6 | 320 | 26 | 2 | Iowa State | Detroit, Mich. | D4b-'22 |
| 97 | Malcolm Roach | DT | 6-3 | 290 | 26 | 5 | Texas | Baton Rouge, La. | UFA (N.O.)-'24 |
| 98 | John Franklin-Myers | DL | 6-4 | 288 | 28 | 7 | Stephen F. Austin | Greenville, Texas | T (NYJ)-'24 |
| 99 | Zach Allen | DL | 6-4 | 281 | 27 | 6 | Boston College | New Canaan, Conn. | UFA (Ari.)-'23 |

Practice Squad (17)

| | | | | | | | | | |
|----|---------------------|-----|------|-----|----|----|--------------------|------------------------|----------------|
| 13 | David Sills V | WR | 6-3 | 211 | 28 | 5 | West Virginia | Wilmington, Del. | FA-'23 |
| 25 | Blake Watson | RB | 5-9 | 195 | 25 | R | Memphis | Queens, N.Y. | CFA-'24 |
| 30 | Tanner McCalister | DB | 5-11 | 191 | 24 | 2 | Ohio State | Rockwell, Texas | FA-'24 |
| 35 | Reese Taylor | CB | 5-10 | 188 | 25 | 1 | Purdue | Indianapolis, Ind. | FA-'23 |
| 36 | Quinton Newsome | CB | 6-1 | 185 | 23 | R | Nebraska | Suwanee, Ga. | CFA-'24 |
| 43 | Keidron Smith | DB | 6-2 | 201 | 25 | 1 | Kentucky | West Palm Beach, Fla. | FA-'23 |
| 53 | Andrew Farmer II | OLB | 6-4 | 250 | 24 | 2 | Lane (Tenn.) | Jacksonville, Fla. | FA-'23 |
| 57 | K.J. Cloyd | LB | 6-2 | 228 | 23 | R | Miami | Columbia, Miss. | FA-'24 |
| 66 | Nick Gargiulo | G | 6-5 | 327 | 24 | R | South Carolina | Yorktown Heights, N.Y. | D7b-'24 |
| 71 | Cam Fleming | T | 6-5 | 320 | 32 | 12 | Stanford | Fort Hood, Texas | UFA (NYG)-'21 |
| 76 | Calvin Throckmorton | G | 6-5 | 311 | 28 | 5 | Oregon | Bellevue, Wash. | UFA (Ten.)-'24 |
| 83 | Michael Bandy | WR | 5-10 | 190 | 27 | 4 | San Diego | La Mirada, Calif | UFA (LAC)-'23 |
| 86 | Thomas Yassmin | TE | 6-5 | 251 | 25 | R | Utah | Sydney, Australia | CFA-'24 |
| 87 | A.T. Perry | WR | 6-5 | 205 | 25 | 2 | Wake Forest | | FA-'24 |
| 89 | Donald Parham | TE | 6-8 | 240 | 27 | 5 | Stetson University | Lakeland, Fla. | FA-'24 |
| 90 | Jordan Miller | NT | 6-3 | 307 | 24 | R | Southern Methodist | Jacksonville, Fla. | CFA-'24 |
| 91 | Matt Henningsen | DL | 6-3 | 291 | 25 | 3 | Wisconsin | Menomonee Falls, Wis. | D6-'22 |

Injured Reserve (3)

| | | | | | | | | | |
|----|----------------|-----|-----|-----|----|---|---------------|-----------------------|----------------|
| 28 | Tyler Badie | RB | 5-8 | 194 | 25 | 3 | Missouri | New Orleans, La. | PS (Bal.)-'22 |
| 49 | Alex Singleton | ILB | 6-2 | 240 | 31 | 6 | Montana State | Thousand Oaks, Calif. | UFA (Phi.)-'22 |
| 75 | Quinn Bailey | T | 6-6 | 323 | 29 | 6 | Arizona State | Gilbert, Ariz. | CFA-'19 |

Reserved/PUP (1)

| | | | | | | | | | |
|----|----------------------|---|------|-----|----|---|----------|------------------|---------|
| 32 | Delarrin Turner-Yell | S | 5-11 | 200 | 25 | 3 | Oklahoma | Hempstead, Texas | D5a-'22 |
|----|----------------------|---|------|-----|----|---|----------|------------------|---------|

COACHING STAFF

HEAD COACH: Sean Payton

ASSISTANTS:

Vance Joseph - Defensive Coordinator; Joe Lombardi - Offensive Coordinator; Ben Kotwica - Special Teams Coordinator; Lou Aveni - Running Backs; Chris Banjo - Assistant Special Teams; Jamar Cain - Defensive Line; Pete Carmichael - Senior Offensive Assistant; Kearsy Colbert - Wide Receivers; Dan Dalrymple - Head Strength and Conditioning; Declan Doyle - Tight Ends; Zack Grossi - Passing Game Specialist; Korey Jones - Assistant Strength and Conditioning; Paul Kelly - Assistant to Head Coach; Logan Kilgore - Offensive Quality Control; Austin King - Assistant Offensive Line; Jim Leonhard - Defensive Pass Game Coordinator/Defensive Backs; Addison Lynch - Defensive Quality Control; Greg Manusky - Inside Linebackers; John Morton - Pass Game Coordinator; Isaac Shewmaker - Defensive Quality Control; Shaun Snee - Assistant Strength and Conditioning; Zach Strief - Offensive Line; Favian Upshaw - Offensive Quality Control; Joe Vitt - Senior Defensive Assistant; Davis Webb - Quarterbacks; Michael Wilhoite - Outside Linebackers.



ALPHABETICAL ROSTER



| NO. | NAME | POS | HT | WT | AGE | EXP | COLLEGE | HOMETOWN | HOW ACQ |
|-----|----------------------|-----|------|-----|-----|-----|----------------------|------------------------|----------------|
| 31 | Abrams-Draine, Kris | CB | 5-11 | 178 | 23 | R | Missouri | Mobile, Ala. | D5a-'24 |
| 45 | Adkins, Nate | TE | 6-3 | 252 | 25 | 2 | South Carolina | Knoxville, Tenn. | CFA-'23 |
| 99 | Allen, Zach | DL | 6-4 | 281 | 27 | 6 | Boston College | New Canaan, Conn. | UFA (Ari.)-'23 |
| 56 | Bailey, Levelle | ILB | 6-2 | 225 | 24 | R | Fresno State | Sacramento, Calif. | CFA-'24 |
| 55 | Barton, Cody | ILB | 6-2 | 237 | 28 | 6 | Utah | Salt Lake City | UFA (Was.)-'24 |
| 72 | Bolles, Garrett | T | 6-5 | 300 | 32 | 8 | Utah | Walnut Creek, Calif. | D1-'17 |
| 15 | Bonitto, Nik | OLB | 6-3 | 240 | 25 | 3 | Oklahoma | Fort Lauderdale, Fla. | D2-'22 |
| 20 | Burton, Michael | FB | 5-11 | 242 | 32 | 10 | Rutgers | Long Valley, N.J. | UFA (K.C.)-'23 |
| 0 | Cooper, Jonathon | OLB | 6-4 | 257 | 26 | 4 | Ohio State | Gahanna, Ohio | D7b-'21 |
| 73 | Crum, Frank | T | 6-7 | 315 | 24 | R | Wyoming | Laramie, Wyo. | CFA-'24 |
| 42 | Cunningham, Zach | ILB | 6-3 | 238 | 30 | 8 | Vanderbilt | Pinson, AL | FA-'24 |
| 9 | Dixon, Riley | P | 6-4 | 221 | 31 | 9 | Syracuse | Oneida, N.Y. | UFA (LAR)-'23 |
| 52 | Elliss, Jonah | OLB | 6-2 | 246 | 21 | R | Utah | Moscow, Idaho | D3-'24 |
| 23 | Estime, Audric | RB | 5-11 | 227 | 21 | R | Notre Dame | Nyack, N.Y. | D5b-'24 |
| 54 | Forsyth, Alex | C | 6-4 | 312 | 25 | 2 | Oregon | West Linn, Ore. | D7-'23 |
| 48 | Fraboni, Mitchell | LS | 6-2 | 223 | 28 | 3 | Arizona State | Phoenix, Ariz. | FA-'22 |
| 16 | Franklin, Troy | WR | 6-3 | 187 | 21 | R | Oregon | East Palo Alto, Calif. | D4-'24 |
| 98 | Franklin-Myers, John | DL | 6-4 | 288 | 28 | 7 | Stephen F. Austin | Greenville, Texas | T (NYJ)-'24 |
| 84 | Humphrey, Lil'Jordan | WR | 6-4 | 225 | 26 | 6 | Texas | Southlake, Texas | FA-'23 |
| 94 | Jackson, Jordan | DL | 6-5 | 285 | 26 | 1 | Air Force | Jacksonville, Fla. | FA-'23 |
| 22 | Jones, Brandon | S | 6-1 | 190 | 26 | 5 | Texas | Nacogdoches, Texas | UFA (Mia.)-'24 |
| 93 | Jones, D.J. | DT | 6-0 | 305 | 29 | 8 | Mississippi | Greenville, S.C. | UFA (S.F.)-'22 |
| 26 | Key, Devon | S | 6-0 | 208 | 27 | 2 | Western Kentucky | Lexington, Ky. | FA-'22 |
| 85 | Krull, Lucas | TE | 6-6 | 260 | 26 | 3 | Pittsburgh | Shawnee, Kan. | FA-'23 |
| 6 | Locke, P.J. | S | 5-10 | 202 | 27 | 5 | Texas | Beaumont, Texas | FA-'19 |
| 3 | Lutz, Wil | K | 5-11 | 184 | 30 | 9 | Georgia State | Newnan, Ga. | T (N.O.)-'23 |
| 27 | Mathis, Damarri | CB | 5-11 | 195 | 25 | 3 | Pittsburgh | Lakeland, Fla. | D4a-'22 |
| 69 | McGlinchey, Mike | T | 6-8 | 310 | 29 | 7 | Notre Dame | Philadelphia, Pa. | UFA (S.F.)-'23 |
| 38 | McLaughlin, Jaleel | RB | 5-9 | 183 | 24 | 2 | Youngstown State | Raleigh, N.C. | CFA-'23 |
| 29 | McMillian, Ja'Quan | CB | 5-10 | 183 | 24 | 3 | East Carolina | Winston-Salem, N.C. | CFA-'22 |
| 77 | Meinerz, Quinn | G | 6-3 | 320 | 26 | 4 | Wisconsin-Whitewater | Hartford, Wis. | D3a-'21 |
| 19 | Mims Jr., Marvin | WR | 5-11 | 184 | 22 | 2 | Oklahoma | Frisco, Texas | D2-'23 |
| 21 | Moss, Riley | CB | 6-1 | 193 | 24 | 2 | Iowa | Ankeny, Iowa | D3b-'23 |
| 10 | Nix, Bo | QB | 6-2 | 217 | 24 | R | Oregon | Pinson, Ala. | D1-'24 |
| 63 | Palczewski, Alex | T | 6-6 | 315 | 25 | 2 | Illinois | Mount Prospect, Ill. | CFA-'23 |
| 79 | Pearl, Matt | T | 6-7 | 315 | 27 | 5 | Connecticut | Kingston, Jamaica | UFA (NYG)-'24 |
| 74 | Powers, Ben | G | 6-4 | 338 | 28 | 6 | Oklahoma | Wichita, Kan. | UFA (Bal.)-'23 |
| 97 | Roach, Malcolm | DT | 6-3 | 290 | 26 | 5 | Texas | Baton Rouge, La. | UFA (N.O.)-'24 |
| 41 | Sanders, Drew | LB | 6-5 | 233 | 23 | 2 | Arkansas | Denton, Texas | D3a-'23 |
| 34 | Skinner, JL | S | 6-4 | 220 | 23 | 2 | Boise State | San Diego, Calif. | D6-'23 |
| 1 | Smith, Tremon | CB | 5-11 | 190 | 28 | 7 | Central Arkansas | Anniston, Ala. | UFA (Hou.)-'23 |
| 8 | Stidham, Jarrett | QB | 6-3 | 215 | 28 | 6 | Auburn | Corbin, Ky. | UFA (L.V.)-'23 |
| 40 | Strnad, Justin | ILB | 6-3 | 235 | 28 | 5 | Wake Forest | Palm Harbor, Fla. | D5-'20 |
| 2 | Surtain II, Pat | CB | 6-2 | 202 | 24 | 4 | Alabama | Plantation, Fla. | D1-'21 |
| 14 | Sutton, Courtland | WR | 6-4 | 216 | 29 | 7 | Southern Methodist | Brenham, Texas | D2-'18 |
| 92 | Tillman, Dondrea | OLB | 6-4 | 247 | 26 | R | Indiana, Pa. | Serling, Va | FA-'24 |
| 82 | Trautman, Adam | TE | 6-5 | 253 | 27 | 5 | Dayton | Williamsburg, Mich. | T (N.O.)-'23 |
| 96 | Uwazurike, Eyioma | DL | 6-6 | 320 | 26 | 2 | Iowa State | Detroit, Mich. | D4b-'22 |
| 17 | Vele, Devaughn | WR | 6-5 | 210 | 27 | R | Utah | San Diego | D7a-'24 |
| 39 | Wallace, Levi | CB | 6-0 | 179 | 29 | 7 | Alabama | Tucson, Ariz. | UFA (Pit.)-'24 |
| 60 | Wattenberg, Luke | C | 6-5 | 300 | 27 | 3 | Washington | Trabuco Canyon, Calif. | D5c-'22 |
| 33 | Williams, Javonte | RB | 5-10 | 220 | 24 | 4 | North Carolina | Wallace, N.C. | D2-'21 |
| 4 | Wilson, Zach | QB | 6-2 | 214 | 25 | 4 | Brigham Young | Draper, Utah | T (NYJ)-'24 |

Practice Squad (17)

| | | | | | | | | | |
|----|----------------------|-----|------|-----|----|----|--------------------|------------------------|----------------|
| 83 | Bandy, Michael | WR | 5-10 | 190 | 27 | 4 | San Diego | La Mirada, Calif | UFA (LAC)-'23 |
| 57 | Cloyd, K.J. | LB | 6-2 | 228 | 23 | R | Miami | Columbia, Miss. | FA-'24 |
| 53 | Farmer II, Andrew | OLB | 6-4 | 250 | 24 | 2 | Lane (Tenn.) | Jacksonville, Fla. | FA-'23 |
| 71 | Fleming, Cam | T | 6-5 | 320 | 32 | 12 | Stanford | Fort Hood, Texas | UFA (NYG)-'21 |
| 66 | Gargiulo, Nick | G | 6-5 | 327 | 24 | R | South Carolina | Yorktown Heights, N.Y. | D7b-'24 |
| 91 | Henningesen, Matt | DL | 6-3 | 291 | 25 | 3 | Wisconsin | Menomonee Falls, Wis. | D6-'22 |
| 30 | McCalister, Tanner | DB | 5-11 | 191 | 24 | 2 | Ohio State | Rockwell, Texas | FA-'24 |
| 90 | Miller, Jordan | NT | 6-3 | 307 | 24 | R | Southern Methodist | Jacksonville, Fla. | CFA-'24 |
| 36 | Newsome, Quinton | CB | 6-1 | 185 | 23 | R | Nebraska | Suwanee, Ga. | CFA-'24 |
| 89 | Parham, Donald | TE | 6-8 | 240 | 27 | 5 | Stetson University | Lakeland, Fla. | FA-'24 |
| 87 | Perry, A.T. | WR | 6-5 | 205 | 25 | 2 | Wake Forest | | FA-'24 |
| 13 | Sills V, David | WR | 6-3 | 211 | 28 | 5 | West Virginia | Wilmington, Del. | FA-'23 |
| 43 | Smith, Keidron | DB | 6-2 | 201 | 25 | 1 | Kentucky | West Palm Beach, Fla. | FA-'23 |
| 35 | Taylor, Reese | CB | 5-10 | 188 | 25 | 1 | Purdue | Indianapolis, Ind. | FA-'23 |
| 76 | Throckmorton, Calvin | G | 6-5 | 311 | 28 | 5 | Oregon | Bellevue, Wash. | UFA (Ten.)-'24 |
| 25 | Watson, Blake | RB | 5-9 | 195 | 25 | R | Memphis | Queens, N.Y. | CFA-'24 |
| 86 | Yassmin, Thomas | TE | 6-5 | 251 | 25 | R | Utah | Sydney, Australia | CFA-'24 |

Injured Reserve (3)

| | | | | | | | | | |
|----|-----------------|-----|-----|-----|----|---|---------------|-----------------------|----------------|
| 28 | Badie, Tyler | RB | 5-8 | 194 | 25 | 3 | Missouri | New Orleans, La. | PS (Bal.)-'22 |
| 75 | Bailey, Quinn | T | 6-6 | 323 | 29 | 6 | Arizona State | Gilbert, Ariz. | CFA-'19 |
| 49 | Singleton, Alex | ILB | 6-2 | 240 | 31 | 6 | Montana State | Thousand Oaks, Calif. | UFA (Phi.)-'22 |

Reserved/PUP (1)

| | | | | | | | | | |
|----|-----------------------|---|------|-----|----|---|----------|------------------|---------|
| 32 | Turner-Yell, Delarrin | S | 5-11 | 200 | 25 | 3 | Oklahoma | Hempstead, Texas | D5a-'22 |
|----|-----------------------|---|------|-----|----|---|----------|------------------|---------|

COACHING STAFF

HEAD COACH: Sean Payton

ASSISTANTS:

Vance Joseph - Defensive Coordinator; Joe Lombardi - Offensive Coordinator; Ben Kotwica - Special Teams Coordinator; Lou Ayeni - Running Backs; Chris Banjo - Assistant Special Teams; Jamar Cain - Defensive Line; Pete Carmichael - Senior Offensive Assistant; Keary Colbert - Wide Receivers; Dan Dalrymple - Head Strength and Conditioning; Declan Doyle - Tight Ends; Zack Grossi - Passing Game Specialist; Corey Jones - Assistant Strength and Conditioning; Paul Kelly - Assistant to Head Coach; Logan Kilgore - Offensive Quality Control; Austin King - Assistant Offensive Line; Jim Leonard - Defensive Pass Game Coordinator; Defensive Backs: Addison Lynch - Defensive Quality Control; Greg Manuskay - Inside Linebackers; John Morton - Pass Game Coordinator; Isaac Shewmaker - Defensive Quality Control; Shaun Snee - Assistant Strength and Conditioning; Zach Strief - Offensive Line; Favian Upshaw - Offensive Quality Control; Joe Vitt - Senior Defensive Assistant; Davis Webb - Quarterbacks; Michael Wilhoite - Outside Linebackers.



POSITIONAL ROSTER



QUARTERBACKS (3)

| | |
|-------------------------|-----------------------------|
| 4 Wilson, Zach QB | 8 Stidham, Jarrett QB |
| 10 Nix, Bo QB | |

RUNNING BACKS (4)

| | |
|-------------------------------|--------------------------------|
| 20 Burton, Michael FB | 23 Estime, Audric RB |
| 33 Williams, Javonte RB | 38 McLaughlin, Jaleel RB |

WIDE RECEIVERS (5)

| | |
|----------------------------------|------------------------------|
| 14 Sutton, Courtland WR | 16 Franklin, Troy WR |
| 17 Vele, Devaughn WR | 19 Mims Jr., Marvin WR |
| 84 Humphrey, Lil'Jordan WR | |

TIGHT ENDS (3)

| | |
|--------------------------|----------------------------|
| 45 Adkins, Nate TE | 82 Trautman, Adam TE |
| 85 Krull, Lucas TE | |

OFFENSIVE LINE (9)

| | |
|-----------------------------|-----------------------------|
| 54 Forsyth, Alex C | 60 Wattenberg, Luke C |
| 63 Palczewski, Alex T | 69 McGlinchey, Mike T |
| 72 Bolles, Garrett T | 73 Crum, Frank T |
| 74 Powers, Ben G | 77 Meinerz, Quinn G |
| 79 Peart, Matt T | |

LINEBACKERS (9)

| | |
|-------------------------------|------------------------------|
| 0 Cooper, Jonathon OLB | 15 Bonitto, Nik OLB |
| 40 Strnad, Justin ILB | 41 Sanders, Drew LB |
| 42 Cunningham, Zach ILB | 52 Elliss, Jonah OLB |
| 55 Barton, Cody ILB | 56 Bailey, Levelle ILB |
| 92 Tillman, Dondrea OLB | |

DEFENSIVE BACKS (11)

| | |
|---------------------------------|--------------------------------|
| 1 Smith, Tremon CB | 2 Surtain II, Pat CB |
| 6 Locke, P.J. S | 21 Moss, Riley CB |
| 22 Jones, Brandon S | 26 Key, Devon S |
| 27 Mathis, Damarri CB | 29 McMillian, Ja'Quan CB |
| 31 Abrams-Draine, Kris CB | 34 Skinner, JL S |
| 39 Wallace, Levi CB | |

DEFENSIVE LINE (6)

| | |
|----------------------------------|-----------------------------|
| 93 Jones, D.J. DT | 94 Jackson, Jordan DL |
| 96 Uwazurike, Eyioma DL | 97 Roach, Malcolm DT |
| 98 Franklin-Myers, John DL | 99 Allen, Zach DL |

SPECIALISTS (3)

| | |
|-------------------------------|------------------------|
| 3 Lutz, Wil K | 9 Dixon, Riley P |
| 48 Fraboni, Mitchell LS | |





(As of December 16, 2024)

OFFENSE

| | | | |
|-----------|---------------------|-------------------------|-------------------------|
| WR | 19 Marvin Mims Jr. | <u>16 Troy Franklin</u> | |
| LT | 72 Garrett Bolles | 79 Matt Peart | |
| LG | 74 Ben Powers | | |
| C | 60 Luke Wattenberg | 54 Alex Forsyth | |
| RG | 77 Quinn Meinerz | 63 Alex Palczewski | |
| RT | 69 Mike McGlinchey | <u>73 Frank Crum</u> | |
| TE | 82 Adam Trautman | 85 Lucas Krull | |
| WR | 14 Courtland Sutton | 84 Lil'Jordan Humphrey | <u>17 Devaughn Vele</u> |
| RB | 33 Javonte Williams | 38 Jaleel McLaughlin | <u>23 Audric Estime</u> |
| FB | 20 Michael Burton | 45 Nate Adkins | |
| QB | <u>10 Bo Nix</u> | 8 Jarrett Stidham | 4 Zach Wilson |

DEFENSE

| | | | |
|------------|------------------------|---------------------------|------------------------------|
| DE | 99 Zach Allen | 94 Jordan Jackson | |
| NT | 93 D.J. Jones | 97 Malcolm Roach | |
| DE | 98 John Franklin-Myers | 96 Eyioma Uwazurike | |
| SLB | 0 Jonathon Cooper | <u>52 Jonah Elliss</u> | 41 Drew Sanders |
| WLB | 15 Nik Bonitto | <u>92 Dondrea Tillman</u> | |
| ILB | 40 Justin Strnad | 42 Zach Cunningham | |
| ILB | 55 Cody Barton | <u>56 Levelle Bailey</u> | |
| LCB | 2 Pat Surtain II | 39 Levi Wallace | 1 Tremon Smith |
| RCB | 21 Riley Moss | 27 Damarri Mathis | <u>31 Kris Abrams-Draine</u> |
| NCB | 29 Ja'Quan McMillian | | |
| S | 6 P.J. Locke | 34 JL Skinner | |
| S | 22 Brandon Jones | 26 Devon Key | |

SPECIALISTS

| | | | |
|-----------|---------------------|----------------|----------------------|
| PK | 3 Wil Lutz | | |
| KO | 3 Wil Lutz | | |
| P | 9 Riley Dixon | | |
| H | 9 Riley Dixon | | |
| LS | 48 Mitchell Fraboni | | |
| KR | 19 Marvin Mims Jr. | 1 Tremon Smith | 38 Jaleel McLaughlin |
| PR | 19 Marvin Mims Jr. | 1 Tremon Smith | |

PRONUNCIATION GUIDE

| | | | |
|-------------------------|----------------------|------------------------|-----------------------------|
| Levelle Bailey | la-VELL | Alex Palczewski | pal-CHESS-key |
| Garrett Bolles | BOWLS | Matt Peart | payrt |
| Nik Bonitto | bo-KNEE-toe | Jarrett Stidham | STID-um |
| Audric Estime | AWE-drick ess-TE-may | Justin Strnad | stir-NAHD |
| Alex Forsyth | FORE-seith | Pat Surtain II | sur-TAN |
| Mitchell Fraboni | fruh-BONE-ee | Dondrea Tillman | DON-dre |
| Damarri Mathis | DUH-mar-EE | Eyioma Uwazurike | en-YO-muh oo-WOZ-zur-EE-kay |
| Jaleel McLaughlin | muh-GLOFF-lin | Devaughn Vele | deh-VAWN VAY-lay |
| Ja'Quan McMillian | JAY-quan mac-MILL-in | Javonte Williams | JUH-von-TAY |
| Quinn Meinerz | minors | | |





2024 DENVER BRONCOS EXPERIENCE (AS OF DECEMBER 15, 2024)

| NO | NAME | POS | HT | WT | DOB | AGE | EXP | COLLEGE | HOMETOWN | HOW ACQ | GP | GS | DPN | INA | |
|--------------------|----------------------|-----|------|-----|----------|-----|-----|----------------------|------------------------|----------------|----|----|-----|-----|--|
| 71 | Cam Fleming | T | 6-5 | 320 | 09/03/92 | 32 | 12 | Stanford | Fort Hood, Texas | UFA (NYG)-'21 | 1 | 0 | 0 | 0 | |
| TWELFTH SEASON (1) | | | | | | | | | | | | | | | |
| 20 | Michael Burton | FB | 5-11 | 242 | 02/01/92 | 32 | 10 | Rutgers | Long Valley, N.J. | UFA (K.C.)-'23 | 14 | 2 | 0 | 0 | |
| TENTH SEASON (1) | | | | | | | | | | | | | | | |
| 9 | Riley Dixon | P | 6-4 | 221 | 08/24/93 | 31 | 9 | Syracuse | Oneida, N.Y. | UFA (LAR)-'23 | 14 | 0 | 0 | 0 | |
| 3 | Wil Lutz | K | 5-11 | 184 | 07/07/94 | 30 | 9 | Georgia State | Newnan, Ga. | T (N.O.)-'23 | 14 | 0 | 0 | 0 | |
| NINTH SEASON (2) | | | | | | | | | | | | | | | |
| 93 | D.J. Jones | DT | 6-0 | 305 | 01/19/95 | 29 | 8 | Mississippi | Greenville, S.C. | UFA (S.F.)-'22 | 14 | 14 | 0 | 0 | |
| 72 | Garett Bolles | T | 6-5 | 300 | 05/27/92 | 32 | 8 | Utah | Walnut Creek, Calif. | D1-'17 | 14 | 14 | 0 | 0 | |
| 42 | Zach Cunningham | ILB | 6-3 | 238 | 12/02/94 | 30 | 8 | Vanderbilt | Pinson, AL | FA-'24 | 4 | 0 | 1 | 0 | |
| EIGHTH SEASON (3) | | | | | | | | | | | | | | | |
| 14 | Courtland Sutton | WR | 6-4 | 216 | 10/10/95 | 29 | 7 | Southern Methodist | Brenham, Texas | D2-'18 | 14 | 11 | 0 | 0 | |
| 98 | John Franklin-Myers | DL | 6-4 | 288 | 09/26/96 | 28 | 7 | Stephen F. Austin | Greenville, Texas | T (NYJ)-'24 | 14 | 13 | 0 | 0 | |
| 39 | Levi Wallace | CB | 6-0 | 179 | 06/12/95 | 29 | 7 | Alabama | Tucson, Ariz. | UFA (Pit.)-'24 | 13 | 2 | 0 | 1 | |
| 69 | Mike McGlinchey | T | 6-8 | 310 | 01/12/95 | 29 | 7 | Notre Dame | Philadelphia, Pa. | UFA (S.F.)-'23 | 10 | 10 | 0 | 0 | |
| 1 | Tremont Smith | CB | 5-11 | 190 | 07/20/96 | 28 | 7 | Central Arkansas | Anniston, Ala. | UFA (Hou.)-'23 | 14 | 0 | 0 | 0 | |
| SEVENTH SEASON (5) | | | | | | | | | | | | | | | |
| 49 | Alex Singleton | ILB | 6-2 | 240 | 12/07/93 | 31 | 6 | Montana State | Thousand Oaks, Calif. | UFA (Phi.)-'22 | 3 | 3 | 0 | 0 | |
| 74 | Ben Powers | G | 6-4 | 338 | 10/29/96 | 28 | 6 | Oklahoma | Wichita, Kan. | UFA (Bal.)-'23 | 14 | 14 | 0 | 0 | |
| 55 | Cody Barton | ILB | 6-2 | 237 | 11/13/96 | 28 | 6 | Utah | Salt Lake City | UFA (Was.)-'24 | 14 | 11 | 0 | 0 | |
| 8 | Jarrett Stidham | QB | 6-3 | 215 | 08/08/96 | 28 | 6 | Auburn | Corbin, Ky. | UFA (L.V.)-'23 | 2 | 0 | 12 | 0 | |
| 84 | Lil'Jordan Humphrey | WR | 6-4 | 225 | 04/19/98 | 26 | 6 | Texas | Southlake, Texas | FA-'23 | 14 | 5 | 0 | 0 | |
| 75 | Quinn Bailey | T | 6-6 | 323 | 10/18/95 | 29 | 6 | Arizona State | Gilbert, Ariz. | CFA-'19 | 0 | 0 | 0 | 0 | |
| 99 | Zach Allen | DL | 6-4 | 281 | 08/20/97 | 27 | 6 | Boston College | New Canaan, Conn. | UFA (Ari.)-'23 | 13 | 13 | 0 | 1 | |
| SIXTH SEASON (7) | | | | | | | | | | | | | | | |
| 82 | Adam Trautman | TE | 6-5 | 253 | 02/05/97 | 27 | 5 | Dayton | Williamsburg, Mich. | T (N.O.)-'23 | 14 | 11 | 0 | 0 | |
| 22 | Brandon Jones | S | 6-1 | 190 | 04/02/98 | 26 | 5 | Texas | Nacogdoches, Texas | UFA (Mia.)-'24 | 13 | 12 | 0 | 1 | |
| 76 | Calvin Throckmorton | G | 6-5 | 311 | 08/16/96 | 28 | 5 | Oregon | Bellevue, Wash. | UFA (Ten.)-'24 | 2 | 0 | 2 | 3 | |
| 13 | David Sills V | WR | 6-3 | 211 | 05/29/96 | 28 | 5 | West Virginia | Wilmington, Del. | FA-'23 | 0 | 0 | 0 | 0 | |
| 89 | Donald Parham | TE | 6-8 | 240 | 08/16/97 | 27 | 5 | Stetson University | Lakeland, Fla. | FA-'24 | 0 | 0 | 0 | 0 | |
| 40 | Justin Strnad | ILB | 6-3 | 235 | 08/21/96 | 28 | 5 | Wake Forest | Palm Harbor, Fla. | D5-'20 | 14 | 6 | 0 | 0 | |
| 97 | Malcolm Roach | DT | 6-3 | 290 | 06/09/98 | 26 | 5 | Texas | Baton Rouge, La. | UFA (N.O.)-'24 | 14 | 1 | 0 | 0 | |
| 79 | Matt Peart | T | 6-7 | 315 | 06/11/97 | 27 | 5 | Connecticut | Kingston, Jamaica | UFA (NYG)-'24 | 14 | 1 | 0 | 0 | |
| 6 | P.J. Locke | S | 5-10 | 202 | 02/12/97 | 27 | 5 | Texas | Beaumont, Texas | FA-'19 | 12 | 12 | 0 | 2 | |
| FIFTH SEASON (9) | | | | | | | | | | | | | | | |
| 33 | Javonte Williams | RB | 5-10 | 220 | 04/25/00 | 24 | 4 | North Carolina | Wallace, N.C. | D2-'21 | 14 | 11 | 0 | 0 | |
| 0 | Jonathon Cooper | OLB | 6-4 | 257 | 01/08/98 | 26 | 4 | Ohio State | Gahanna, Ohio | D7b-'21 | 14 | 14 | 0 | 0 | |
| 83 | Michael Bandy | WR | 5-10 | 190 | 12/05/97 | 27 | 4 | San Diego | La Mirada, Calif | UFA (LAC)-'23 | 0 | 0 | 0 | 0 | |
| 2 | Pat Surtain II | CB | 6-2 | 202 | 04/14/00 | 24 | 4 | Alabama | Plantation, Fla. | D1-'21 | 13 | 13 | 0 | 1 | |
| 77 | Quinn Meinerz | G | 6-3 | 320 | 11/15/98 | 26 | 4 | Wisconsin-Whitewater | Hartford, Wis. | D3a-'21 | 14 | 14 | 0 | 0 | |
| 4 | Zach Wilson | QB | 6-2 | 214 | 08/03/99 | 25 | 4 | Brigham Young | Draper, Utah | T (NYJ)-'24 | 0 | 0 | 0 | 14 | |
| FOURTH SEASON (6) | | | | | | | | | | | | | | | |
| 27 | Damarri Mathis | CB | 5-11 | 195 | 04/12/99 | 25 | 3 | Pittsburgh | Lakeland, Fla. | D4a-'22 | 7 | 0 | 0 | 1 | |
| 32 | Delarrin Turner-Yell | S | 5-11 | 200 | 12/16/99 | 25 | 3 | Oklahoma | Hempstead, Texas | D5a-'22 | 0 | 0 | 0 | 0 | |
| 29 | Ja'Quan McMillian | CB | 5-10 | 183 | 06/04/00 | 24 | 3 | East Carolina | Winston-Salem, N.C. | CFA-'22 | 14 | 8 | 0 | 0 | |
| 85 | Lucas Krull | TE | 6-6 | 260 | 07/11/98 | 26 | 3 | Pittsburgh | Shawnee, Kan. | FA-'23 | 10 | 2 | 0 | 4 | |
| 60 | Luke Wattenberg | C | 6-5 | 300 | 09/10/97 | 27 | 3 | Washington | Trabuco Canyon, Calif. | D5c-'22 | 10 | 10 | 0 | 0 | |
| 91 | Matt Henningsen | DL | 6-3 | 291 | 07/09/99 | 25 | 3 | Wisconsin | Menomonee Falls, Wis. | D6-'22 | 0 | 0 | 0 | 0 | |
| 48 | Mitchell Fraboni | LS | 6-2 | 223 | 10/28/96 | 28 | 3 | Arizona State | Phoenix, Ariz. | FA-'22 | 14 | 0 | 0 | 0 | |
| 15 | Nik Bonitto | OLB | 6-3 | 240 | 09/26/99 | 25 | 3 | Oklahoma | Fort Lauderdale, Fla. | D2-'22 | 14 | 12 | 0 | 0 | |
| 28 | Tyler Badie | RB | 5-8 | 194 | 02/07/99 | 25 | 3 | Missouri | New Orleans, La. | PS (Bal.)-'22 | 3 | 0 | 0 | 0 | |
| THIRD SEASON (9) | | | | | | | | | | | | | | | |
| 87 | A.T. Perry | WR | 6-5 | 205 | 10/25/99 | 25 | 2 | Wake Forest | | FA-'24 | 0 | 0 | 0 | 4 | |
| 54 | Alex Forsyth | C | 6-4 | 312 | 02/13/99 | 25 | 2 | Oregon | West Linn, Ore. | D7-'23 | 14 | 4 | 0 | 0 | |
| 63 | Alex Palczewski | T | 6-6 | 315 | 08/03/99 | 25 | 2 | Illinois | Mount Prospect, Ill. | CFA-'23 | 11 | 3 | 0 | 3 | |
| 53 | Andrew Farmer II | OLB | 6-4 | 250 | 04/19/00 | 24 | 2 | Lane (Tenn.) | Jacksonville, Fla. | FA-'23 | 0 | 0 | 0 | 0 | |
| 26 | Devon Key | S | 6-0 | 208 | 10/28/97 | 27 | 2 | Western Kentucky | Lexington, Ky. | FA-'22 | 14 | 2 | 0 | 0 | |
| 41 | Drew Sanders | LB | 6-5 | 233 | 12/31/00 | 23 | 2 | Arkansas | Denton, Texas | D3a-'23 | 1 | 0 | 0 | 1 | |
| 96 | Eyioma Uwazurike | DL | 6-6 | 320 | 05/06/98 | 26 | 2 | Iowa State | Detroit, Mich. | D4b-'22 | 3 | 0 | 0 | 11 | |
| 34 | JL Skinner | S | 6-4 | 220 | 04/16/01 | 23 | 2 | Boise State | San Diego, Calif. | D6-'23 | 11 | 0 | 0 | 3 | |
| 38 | Jaleel McLaughlin | RB | 5-9 | 183 | 09/13/00 | 24 | 2 | Youngstown State | Raleigh, N.C. | CFA-'23 | 14 | 3 | 0 | 0 | |
| 19 | Marvin Mims Jr. | WR | 5-11 | 184 | 03/19/02 | 22 | 2 | Oklahoma | Frisco, Texas | D2-'23 | 14 | 1 | 0 | 0 | |
| 45 | Nate Adkins | TE | 6-3 | 252 | 07/09/99 | 25 | 2 | South Carolina | Knoxville, Tenn. | CFA-'23 | 14 | 8 | 0 | 0 | |
| 21 | Riley Moss | CB | 6-1 | 193 | 03/03/00 | 24 | 2 | Iowa | Ankeny, Iowa | D3b-'23 | 12 | 12 | 0 | 2 | |
| 30 | Tanner McCalister | DB | 5-11 | 191 | 01/27/00 | 24 | 2 | Ohio State | Rockwell, Texas | FA-'24 | 3 | 0 | 0 | 0 | |
| SECOND SEASON (13) | | | | | | | | | | | | | | | |
| 94 | Jordan Jackson | DL | 6-5 | 285 | 01/30/98 | 26 | 1 | Air Force | Jacksonville, Fla. | FA-'23 | 14 | 0 | 0 | 0 | |
| 43 | Keidron Smith | DB | 6-2 | 201 | 11/01/99 | 25 | 1 | Kentucky | West Palm Beach, Fla. | FA-'23 | 9 | 0 | 0 | 2 | |
| 35 | Reese Taylor | CB | 5-10 | 188 | 08/27/99 | 25 | 1 | Purdue | Indianapolis, Ind. | FA-'23 | 1 | 0 | 0 | 0 | |
| FIRST SEASON (3) | | | | | | | | | | | | | | | |
| 23 | Audric Estime | RB | 5-11 | 227 | 09/06/03 | 21 | R | Notre Dame | Nyack, N.Y. | D5b-'24 | 10 | 0 | 0 | 0 | |
| 25 | Blake Watson | RB | 5-9 | 195 | 10/14/99 | 25 | R | Memphis | Queens, N.Y. | CFA-'24 | 1 | 0 | 0 | 5 | |
| 10 | Bo Nix | QB | 6-2 | 217 | 02/25/00 | 24 | R | Oregon | Pinson, Ala. | D1-'24 | 14 | 14 | 0 | 0 | |
| 17 | Devaughn Vele | WR | 6-5 | 210 | 12/12/97 | 27 | R | Utah | San Diego | D7a-'24 | 10 | 6 | 0 | 4 | |
| 92 | Dondrea Tillman | OLB | 6-4 | 247 | 04/30/98 | 26 | R | Indiana, Pa. | Serling, Va | FA-'24 | 9 | 0 | 0 | 3 | |
| 73 | Frank Crum | T | 6-7 | 315 | 05/14/00 | 24 | R | Wyoming | Laramie, Wyo. | CFA-'24 | 6 | 0 | 0 | 8 | |
| 52 | Jonah Elliss | OLB | 6-2 | 246 | 04/03/03 | 21 | R | Utah | Moscow, Idaho | D3-'24 | 14 | 0 | 0 | 0 | |
| 90 | Jordan Miller | NT | 6-3 | 307 | 01/20/00 | 24 | R | Southern Methodist | Jacksonville, Fla. | CFA-'24 | 0 | 0 | 0 | 0 | |
| 57 | K.J. Floyd | LB | 6-2 | 228 | 02/19/01 | 23 | R | Miami | Columbia, Miss. | FA-'24 | 0 | 0 | 0 | 0 | |
| 31 | Kris Abrams-Draine | CB | 5-11 | 178 | 10/04/01 | 23 | R | Missouri | Mobile, Ala. | D5a-'24 | 2 | 1 | 0 | 12 | |
| 56 | Levellle Bailey | ILB | 6-2 | 225 | 12/04/00 | 24 | R | Fresno State | Sacramento, Calif. | CFA-'24 | 10 | 0 | 0 | 1 | |
| 66 | Nick Gargiulo | G | 6-5 | 327 | 07/19/00 | 24 | R | South Carolina | Yorktown Heights, N.Y. | D7b-'24 | 0 | 0 | 0 | 3 | |
| 36 | Quinton Newsome | CB | 6-1 | 185 | 07/11/01 | 23 | R | Nebraska | Suwanee, Ga. | CFA-'24 | 0 | 0 | 0 | 0 | |
| 86 | Thomas Yassmin | TE | 6-5 | 251 | 10/21/99 | 25 | R | Utah | Sydney, Australia | CFA-'24 | 0 | 0 | 0 | 0 | |
| 16 | Troy Franklin | WR | 6-3 | 187 | 02/06/03 | 21 | R | Oregon | East Palo Alto, Calif. | D4-'24 | 13 | 6 | 0 | 1 | |



HOW THE BRONCOS WERE BUILT



| YEAR | DRAFTEES (22) | FREE AGENTS (20) | COLLEGE FREE AGENTS (5) | TRADES/WAIVERS (4) |
|------|--|--|---|--|
| 2017 | T Garrett Bolles (1st) | | | |
| 2018 | WR Courtland Sutton (2nd) | | | |
| 2019 | | S P.J. Locke (FA-'19) | | |
| 2020 | ILB Justin Strnad (5th) | | | |
| 2021 | CB Pat Surtain II (1st) RB Javonte Williams (2nd) G Quinn Meinerz (3rd-a) OLB Jonathon Cooper (7th-b) | | | |
| 2022 | OLB Nik Bonitto (2nd) DL Eyioma Uwazurike (4th) CB Damarri Mathis (4th-a) C Luke Wattenberg (5th-c) | LS Mitchell Fraboni (FA-'22) DT D.J. Jones (UFA S.F. -'22) S Devon Key (FA-'22) | | |
| 2023 | WR Marvin Mims Jr. (2nd) LB Drew Sanders (3rd-a) CB Riley Moss (3rd-b) S J.L. Skinner (6th) C Alex Forsyth (7th) | DL Zach Allen (UFA Ari. -'23) FB Michael Burton (UFA K.C. -'23) P Riley Dixon (UFA LAR -'23) WR Lil'Jordan Humphrey (FA-'23) DL Jordan Jackson (FA-'23) TE Lucas Krull (FA-'23) T Mike McGlinchey (UFA S.F. -'23) CB Tremon Smith (UFA Hou. -'23) QB Jarrett Stidham (UFA L.V. -'23) | TE Nate Adkins (CFA-'23) RB Jaleel McLaughlin (CFA-'23) T Alex Palczewski (CFA-'23) | K Wil Lutz (T N.O. -'23) TE Adam Trautman (T N.O. -'23) |
| 2024 | QB Bo Nix (1st) OLB Jonah Elliss (3rd) WR Troy Franklin (4th) CB Kris Abrams-Draine (5th-a) RB Audric Estime (5th-b) WR Devaughn Vele (7th-a) | ILB Cody Barton (UFA Was. -'24) ILB Zach Cunningham (FA-'24) S Brandon Jones (UFA Mia. -'24) T Matt Peart (UFA NYG -'24) DT Malcolm Roach (UFA N.O. -'24) OLB Dondrea Tillman (FA-'24) CB Levi Wallace (UFA Pit. -'24) | ILB Levelle Bailey (CFA-'24) T Frank Crum (CFA-'24) | DL John Franklin-Myers (T NYJ -'24) QB Zach Wilson (T NYJ -'24) |





UPDATED AS OF DEC. 16, 2024

BY DATE

8/1/22 Signed OL Oliver Jervis
Placed T Quinn Bailey on Injured Reserve

8/2/24 Signed TE Hunter Kampmoyer
Waived DT Brandon Matterson

8/5/24 Waived S Caden Sterns
DL Eyioma Uwazurike reinstated by NFL

8/6/24 Signed ILB Alec Mock
Waived/injured OLB Ronnie Perkins

8/12/24 Claimed DB Kaleb Hayes off waivers
Waived ILB Alec Mock

8/14/24 Signed ILB Alec Mock
Waived OLB Jaylon Allen with an injury settlement

8/26/24 Waived S Omar Brown
Waived CB Art Green
Waived DB Kaleb Hayes
Waived OL Oliver Jervis
Waived ILB Alec Mock
Released DL Angelo Blackson
Released WR Phillip Dorsett II
Released LB Andre Smith

8/27/24 Placed LB Drew Sanders on Reserve/Physically Unable to Perform
Placed S Delarrin Turner-Yell on Reserve/Physically Unable to Perform
Placed CB Damarri Mathis on Reserve/Injured
Designated OLB Durell Nchami as Waived/Injured
Released FB Michael Burton
Released ILB Jonas Griffith
Released WR Lil'Jordan Humphrey
Released C Sam Mustipher, WR Tim Patrick
Released RB Samaje Perine
Released WR David Sills V
Released G Calvin Throckmorton
Waived RB Tyler Badie
Waived WR Michael Bandy
Waived DL Elijah Garcia
Waived G Nick Gargiulo
Waived P Trenton Gill
Waived DL Matt Henningsen
Waived OLB Thomas Incoom
Waived T Demontrey Jacobs
Waived WR Brandon Johnson
Waived TE Hunter Kampmoyer
Waived DB Tanner McCalister
Waived NT Jordan Miller
Waived CB Quinton Newsome
Waived G Will Sherman
Waived CB Reese Taylor
Waived OLB Dondrea Tillman
Waived WR Jalen Virgil
Waived TE Thomas Yassmin

8/28/24 Signed RB Tyler Badie to practice squad
Signed WR Michael Bandy to practice squad
Signed FB Michael Burton to practice squad
Signed G Nick Gargiulo to practice squad
Signed DL Matt Henningsen to practice squad
Signed WR Lil'Jordan Humphrey to practice squad
Signed CB Tanner McCalister to practice squad
Signed NT Jordan Miller to practice squad
Signed CB Quinton Newsome to practice squad

Signed G Will Sherman to practice squad
Signed WR David Sills V to practice squad
Signed CB Reese Taylor to practice squad
Signed G Calvin Throckmorton to practice squad
Signed OLB Dondrea Tillman to practice squad
Signed TE Thomas Yassmin to practice squad

8/29/24 Signed TE Donald Parham to practice squad
Signed ILB Kristian Welch
Waived ILB Levelle Bailey

9/2/24 Signed ILB Levelle Bailey to practice squad

9/7/24 Elevated FB Michael Burton
Elevated WR Lil'Jordan Humphrey

9/11/24 Promoted FB Michael Burton
Signed WR Kaden Davis to practice squad
Placed RB Audric Estime on injured reserve

9/14/24 Elevated RB Tyler Badie
Elevated WR Lil'Jordan Humphrey

9/18/24 Promoted OLB Dondrea Tillman to active roster
Signed OLB Andrew Farmer to practice squad
Placed T Mike McGlinchey on injured reserve

9/21/24 Promoted WR Lil'Jordan Humphrey to active roster
Placed OLB Baron Browning on injured reserve
Elevated RB Tyler Badie
Elevated DB Tanner McCalister

9/25/24 Promoted RB Tyler Badie
Signed ILB Kwon Alexander to practice squad
Signed ILB Zach Cunningham to practice squad
Placed ILB Alex Singleton on injured reserve

9/28/24 Elevated ILB Levelle Bailey
Elevated DB Tanner McCalister

10/1/24 Signed RB Salvon Ahmed to practice squad
Released WR Kaden Davis

10/5/24 Elevated ILB Levelle Bailey
Placed RB Tyler Badie on injured reserve

10/8/24 Promoted ILB Levelle Bailey
Signed WR Kaden Davis to practice squad
Signed C Dieter Eiselen to practice squad
Signed T Cam Fleming to practice squad
Released DB Quinton Newsome
Released RB Salvon Ahmed
Placed G Will Sherman on Reserve/Injured – Practice squad

10/9/24 Signed WR A.T. Perry to practice squad
Released G Will Sherman

10/11/24 Activated RB Audric Estime from injured reserve
Promoted DB Tanner McCalister
Elevated T Cam Fleming
Elevated G Calvin Throckmorton
Placed WR Josh Reynolds on injured reserve
Placed C Luke Wattenberg on injured reserve

10/14/24 Signed CB Quinton Newsome to practice squad
Released WR Kaden Davis

10/17/24 Activated OLB Baron Browning from injured reserve
Activated CB Damarri Mathis from injured reserve
Activated T Mike McGlinchey from injured reserve
Elevated ILB Kwon Alexander
Elevated G Calvin Throckmorton
Signed DB Tanner McCalister to practice squad
Waived RB Blake Watson

10/19/24 Signed RB Blake Watson to practice squad
Released C Dieter Eiselen

10/26/24 Elevated ILB Kwon Alexander
Elevated G Calvin Throckmorton

11/1/24 Released FB Michael Burton

11/2/24 Signed FB Michael Burton to practice squad
Elevated ILB Kwon Alexander
Elevated FB Michael Burton

11/4/24 Traded OLB Baron Browning

11/9/24 Activated C Luke Wattenberg from injured reserve
Elevated FB Michael Burton
Elevated ILB Zach Cunningham

11/12/24 Waived DB Keidron Smith

11/13/24 Promote FB Michael Burton

11/14/24 Signed DB Keidron Smith to practice squad

11/16/24 Elevated ILB Zach Cunningham
Elevated DB Keidron Smith

11/23/24 Elevated ILB Zach Cunningham
Elevated G Nick Gargiulo

11/25/24 Waived TE Greg Dulcich

11/26/24 Released G Calvin Throckmorton
Activated LB Drew Sanders from Reserve/Physically Unable to Perform

11/27/24 Promoted ILB Zach Cunningham from practice squad

11/28/24 Signed G Calvin Throckmorton to practice squad

12/2/24 Elevated G Nick Gargiulo

12/3/24 Waived WR Josh Reynolds

12/7/24 Signed LB K.J. Cloyd to practice squad

12/12/24 Re-Signed T Garrett Bolles to contract extension

12/14/24 Elevated G Nick Gargiulo
Elevated DB Reese Taylor

BY PLAYER

AHMED, Salvon — RB

10/1/24 Signed to practice squad
10/8/24 Released

ALEXANDER, Kwon — ILB

9/25/24 Signed to practice squad
10/17/24 Elevated
10/26/24 Elevated
11/2/24 Elevated

ALLEN, Jaylon — OLB

8/14/24 Waived with an injury settlement

BADIE, Tyler — RB

8/27/24 Waived
8/28/24 Signed to practice squad
9/14/24 Elevated
9/21/24 Elevated
9/25/24 Promoted
10/5/24 Placed on injured reserve

BAILEY, Levelle — ILB

8/29/24 Waived
9/2/24 Signed to practice squad
9/28/24 Elevated
10/5/24 Elevated
10/8/24 Promoted

BAILEY, Quinn — T

8/1/24 Placed on Injured Reserve



BANDY, Michael — WR

8/27/24 Waived
8/28/24 Signed to practice squad

BLACKSON, Angelo — DL

8/26/24 Released

BOLLES, Garrett — T

12/12/24 Signed to contract extensions

BROWN, Omar — S

8/26/24 Waived

BROWNING, Baron — OLB

9/21/24 Placed on injured reserve
10/17/24 Activated from injured reserve
11/4/24 Traded

BURTON, Michael — FB

8/27/24 Released
8/28/24 Signed to practice squad
9/7/24 Elevated
9/11/24 Promoted to active roster
11/1/24 Released
11/2/24 Signed to practice squad
11/2/24 Elevated
11/9/24 Elevated
11/13/24 Promoted

CLOYD, K.J. — LB

12/10/24 Signed to practice squad

CUNNINGHAM, Zach — ILB

9/25/24 Signed to practice squad
11/9/24 Elevated
11/16/24 Elevated
11/23/24 Elevated
11/27/24 Promoted

DAVIS, Kaden — WR

9/11/24 Signed to practice squad
10/1/24 Released
10/8/24 Signed to practice squad
10/14/24 Released

DORSETT II, Phillip — WR

8/26/24 Released

DULCICH, Greg — TE

11/25/24 Waived

EISELEN, Dieter — C

10/8/24 Signed to practice squad
10/19/24 Released

ESTIME, Audric — RB

9/11/24 Placed on injured reserve
10/11/24 Activated from injured reserve

FARMER, Andrew — OLB

9/18/24 Signed to practice squad

FLEMING, Cam — T

10/8/24 Signed to practice squad
10/11/24 Elevated

GARCIA, Elijah — DL

8/27/24 Waived

GARGIULO, Nick — G

8/27/24 Waived
8/28/24 Signed to practice squad
11/23/24 Elevated
12/2/24 Elevated
12/14/24 Elevated

GILL, Trenton — P

8/27/24 Waived

GREEN, Art — CB

8/26/24 Waived

GRIFFIN, Jonas — OLB

8/27/24 Released

HAYES, Kaleb — DB

8/12/24 Claimed off waivers
8/26/24 Waived

HENNINGSEN, Matt — DL

8/27/24 Waived
8/28/24 Signed to practice squad

HUMPHREY, Lil'Jordan — WR

8/27/24 Released
8/28/24 Signed to practice squad
9/7/24 Elevated
9/14/24 Elevated
9/21/24 Promoted to active roster

INCOOM, Thomas — OLB

8/27/24 Waived

JACOBS, Demontrey — T

8/27/24 Waived

JERVIS, Oliver — OL

8/1/24 Signed
8/26/24 Waived

JOHNSON, Brandon — WR

8/27/24 Waived

KAMPMOYER, Hunter — TE

8/2/24 Signed
8/27/24 Waived

MATHIS, Damarri — CB

8/27/24 Placed on injured reserve
10/17/24 Activated from injured reserve

MATTERSON, Brandon — DT

8/2/24 Waived

MCCALISTER, Tanner — DB

8/27/24 Waived
8/28/24 Signed to practice squad
9/21/24 Elevated
9/28/24 Elevated
10/11/24 Promoted
10/17/24 Signed to practice squad

MCGLINCHAY, Mike — T

9/18/24 Placed on injured reserve
10/17/24 Activated from injured reserve

MILLER, Jordan — NT

8/27/24 Waived
8/28/24 Signed to practice squad

MOCK, Alec — ILB

8/6/24 Signed
8/12/24 Waived
8/14/24 Signed
8/26/24 Waived

MUSTIPHER, Sam — C

8/27/24 Released

NCHAMI, Durell — OLB

8/27/24 Designated as Waived/Injured

NEWSOME, Quinton — CB

8/27/24 Waived
8/28/24 Signed to practice squad
10/14/24 Signed to practice squad
10/8/24 Released

PARHAM, Donald — TE

8/29/24 Signed to practice squad

PATRICK, Tim — WR

8/27/24 Released

PERINE, Samaje — RB

8/27/24 Released

PERKINS, Ronnie — OLB

8/6/24 Waived/injured

PERRY, A.T. — WR

10/9/24 Signed to practice squad

REYNOLDS, Josh — WR

10/11/24 Placed on injured reserve
12/3/24 Waived

SANDERS, Drew — LB

8/27/24 Placed on Reserve/Physically Unable to Perform
11/26/24 Activated from Reserve/Physically Unable to Perform

SHERMAN, Will — G

8/27/24 Waived
8/28/24 Signed to practice squad
10/8/24 Placed on Reserve/injured – Practice squad
10/9/24 Released

SILLS, David — WR

8/27/24 Released
8/28/24 Signed to practice squad

SINGLETON, Alex — ILB

9/25/24 Placed on injured reserve

SMITH, Andre — LB

8/26/24 Released

SMITH, Keidron — DB

11/12/24 Waived
11/14/24 Signed to practice squad
11/16/24 Elevated

STERNS, Caden — S

8/5/24 Signed

TAYLOR, Reese — CB

8/27/24 Waived
8/28/24 Signed to practice squad
12/14/24 Elevated

THROCKMORTON, Calvin — G

8/27/24 Released
8/28/24 Signed to practice squad
10/11/24 Elevated
10/17/24 Elevated
10/26/24 Elevated
11/26/24 Released
11/28/24 Signed to practice squad

TILLMAN, Dondrea — OLB

8/27/24 Waived
8/28/24 Signed to practice squad
9/18/24 Promoted to active roster

TURNER-YELL, Delarrin — S

8/27/24 Placed on Reserve/Physically Unable to Perform

UWAZURIKE, Eyioma — DL

8/5/24 Reinstated by NFL

VIRGIL, Jalen — WR

8/27/24 Waived

WATSON, Blake — RB

10/17/24 Waived
10/19/24 Signed to practice squad

WATTENBERG, Luke — C

10/11/24 Placed on injured reserve
11/9/24 Activated from injured reserve

WELCH, Kristian — ILB

8/29/24 Signed

YASSMIN, Thomas — TE

8/27/24 Waived
8/28/24 Signed to practice squad



**PLAYER
BIOGRAPHIES**



31 CB



KRIS
ABRAMS-DRAINE

HEIGHT/WEIGHT: 5-11 / 178

COLLEGE: Missouri

BIRTHDAY: Oct. 4, 2001

BORN: Mobile, Ala.

NFL EXPERIENCE: R

BRONCOS EXPERIENCE: R

GP/GS: 2/1

ACQUIRED: D5a-'24

AT A GLANCE

A rookie cornerback who has appeared in two games (1 start) for Denver, recording three tackles (2 solo), one pass defended and one special teams tackle.

Played in 43 career games (34 starts) over four seasons (2020-23) at the University of Missouri.

Recorded 135 tackles (103 solo), seven interceptions (nine yds.), 40 passes defended and one fumble recovery while also returning 29 kickoffs for 603 yards (20.8 avg.) with one touchdown during his collegiate career.

Was named second-team All-America by the Associated Press and first-team All-SEC in 2023 after starting all 13 games played, totaling career highs in tackles (50), interceptions (4) and passes defended (16).

Started all 12 games played in 2022, totaling 48 tackles (36 solo) and 14 passes defended while also totaling 99 yards on six kickoff returns (16.5 avg.).

In 2021, made the transition to defensive back, starting 10-of-13 games played and leading the team with 10 passes defended along with three interceptions, 37 tackles (30 solo) and one fumble recovery.

Attended Spanish Fort (Ala.) High School, where as a senior he started 12-of-14 games and threw for 723 yards and nine scores while also rushing for 1,745 yards and 19 touchdowns and returned two interceptions for touchdowns.

Selected by the Broncos in the fifth round (145th overall) of the 2024 NFL Draft.

2024: Abrams-Draine has appeared in two games for Denver, making one start... Made his NFL debut and played on defense and special teams vs. Cle (12/2)... Made first-career start and recorded three tackles (2 solo) and one pass defended vs. Ind. (12/15).

COLLEGE: Abrams-Draine started 34 of 43 games over four seasons at the University of Missouri... As a senior in 2023, started all 13 games played and totaled career highs in tackles (50), interceptions (4) and passes defended (16)... Was named second-team All-America by the Associated Press and first-team All-SEC in 2023 after leading the SEC and ranking fifth in the nation in passes defended (16) and third in the league in interceptions (4)... Started all 12 games played as a junior in 2022, totaling 48 tackles (36 solo) and 14 passes defended... His 14 passes defended were the second most in the SEC behind Alabama CB Kool-Aid McKinstry and tied for the ninth most in the country... Totaled 99 yards on six kickoff returns (16.5 avg.)... Made the transition to defensive back in 2021, starting 10-of-13 games played and leading the team with 10 passes defended along with three interceptions, 37 tackles (30 solo) and one fumble recovery... Also returned 21 kickoffs for 471 yards (22.4 avg.) with one touchdown... As a freshman in 2020, joined the Tigers has a wide receiver and appeared in five games.

PERSONAL: Abrams-Draine attended Spanish Fort (Ala.) High School, where he moved from quarterback to wide receiver during his senior season... As a senior, started 12-of-14 games and threw for 723 yards and nine scores while also rushing for 1,745 yards and 19 touchdowns... Also returned two interceptions for touchdowns as a senior... Finished second in the ASWA All-State Super 12 and was the runner-up for Mr. Football in Alabama... Kris Abrams-Draine was born on Oct. 4, 2001, in Mobile, Ala.

Transactions

Signed by Denver as a draft choice 5/10/24.





Kris Abrams-Draine's NFL Regular Season Defensive Statistics

| DATE | TEAM | GP | GS | TACKLES | | | | | | | INTERCEPTIONS | | | | | O. FUMB | | | ST | | | | MISC | | | | | |
|-------------------|---------|----------|----------|----------|----------|----------|----------|----------|------------|------------|---------------|----------|----------|----------|----------|----------|----------|----------|----------|----------|----------|----------|----------|----------|----------|----------|----------|----------|
| | | | | TK | S | A | TFL | YDS | SK | YDS | QBH | NO | YDS | LG | TD | PD | FF | FR | TD | YDS | TK | S | A | FF | FR | S | A | |
| 2024 | Broncos | 2 | 1 | 3 | 2 | 1 | 0 | 0 | 0.0 | 0.0 | 0 | 0 | 0 | 0 | 0 | 0 | 1 | 0 | 0 | 0 | 0 | 1 | 0 | 1 | 0 | 0 | 0 | 0 |
| NFL TOTALS | | 2 | 1 | 3 | 2 | 1 | 0 | 0 | 0.0 | 0.0 | 0 | 0 | 0 | 0 | 0 | 1 | 0 | 0 | 0 | 0 | 0 | 1 | 0 | 1 | 0 | 0 | 0 | 0 |

SINGLE-GAME HIGHS: DEFENSIVE


Total Tackles 3 vs. Indianapolis Colts, Dec 15, 2024
Solo Tackles 2 vs. Indianapolis Colts, Dec 15, 2024

Passes Defensed 1 vs. Indianapolis Colts, Dec 15, 2024

2024 GAME-BY-GAME REGULAR-SEASON STATISTICS (BRONCOS)

| DATE | OPPONENT | P/S | TACKLES | | | | | | | INTERCEPTIONS | | | | | O. FUMB | | | ST | | | | MISC | | SCO RE | | | | | | |
|--------------------|---------------|------------|----------|----------|----------|------------|------------|----------|----------|------------------|----------|----------|----------|----------|----------|----------|----------|----------|----------|----------|----------|----------|----------|----------|----------|----------|----------|------------|-------|-------|
| | | | TK | S | A | SK | YDS | TFL | YDS | QBH | NO | YDS | LG | TD | PD | FF | FR | TD | YDS | TK | S | A | FF | | FR | S | A | W/L | | |
| 09/08 | at Seahawks | | | | | | | | | ON INACTIVE LIST | | | | | | | | | | | | | | | | | | L | 20-26 | |
| 09/15 | Steelers | | | | | | | | | ON INACTIVE LIST | | | | | | | | | | | | | | | | | | L | 6-13 | |
| 09/22 | at Buccaneers | | | | | | | | | ON INACTIVE LIST | | | | | | | | | | | | | | | | | | W | 26-7 | |
| 09/29 | at Jets | | | | | | | | | ON INACTIVE LIST | | | | | | | | | | | | | | | | | | W | 10-9 | |
| 10/06 | Raiders | | | | | | | | | ON INACTIVE LIST | | | | | | | | | | | | | | | | | | W | 34-18 | |
| 10/13 | Chargers | | | | | | | | | ON INACTIVE LIST | | | | | | | | | | | | | | | | | | L | 16-23 | |
| 10/17 | at Saints | | | | | | | | | INACTIVE | | | | | | | | | | | | | | | | | | W | 33-10 | |
| 10/27 | Panthers | | | | | | | | | ON INACTIVE LIST | | | | | | | | | | | | | | | | | | W | 28-14 | |
| 11/03 | at Ravens | | | | | | | | | ON INACTIVE LIST | | | | | | | | | | | | | | | | | | L | 10-41 | |
| 11/10 | at Chiefs | | | | | | | | | ON INACTIVE LIST | | | | | | | | | | | | | | | | | | L | 14-16 | |
| 11/17 | Falcons | | | | | | | | | ON INACTIVE LIST | | | | | | | | | | | | | | | | | | W | 38-6 | |
| 11/24 | at Raiders | | | | | | | | | ON INACTIVE LIST | | | | | | | | | | | | | | | | | | W | 29-19 | |
| 12/02 | Browns | P | 0 | 0 | 0 | 0.0 | 0.0 | 0 | 0 | 0 | 0 | 0 | 0 | 0 | 0 | 0 | 0 | 0 | 0 | 1 | 0 | 1 | 0 | 0 | 0 | 0 | 0 | 0 | W | 41-32 |
| 12/15 | Colts | S | 3 | 2 | 1 | 0.0 | 0.0 | 0 | 0 | 0 | 0 | 0 | 0 | 0 | 1 | 0 | 0 | 0 | 0 | 0 | 0 | 0 | 0 | 0 | 0 | 0 | 0 | 0 | W | 31-13 |
| 2024 TOTALS | | 2-1 | 3 | 2 | 1 | 0.0 | 0.0 | 0 | 0 | 0 | 0 | 0 | 0 | 0 | 1 | 0 | 0 | 0 | 0 | 1 | 0 | 1 | 0 | 0 | 0 | 0 | 0 | 9-5 | | |





45 TE



NATE
ADKINS

HEIGHT/WEIGHT: 6-3 / 252

COLLEGE: South Carolina

BIRTHDAY: Jul. 9, 1999

BORN: Knoxville, Tenn.

NFL EXPERIENCE: 2nd YR

BRONCOS EXPERIENCE: 2nd YR

GP/GS: 24/9

ACQUIRED: CFA-'23

AT A GLANCE

- A second-year tight end who appeared in 24 games (9 starts) for the Broncos from 2023-24, catching 12 passes for 87 yards (7.3 avg.) with three touchdowns as well as making four special-teams tackles.
- Appeared in 56 career collegiate games (37 starts) between East Tennessee State (2018-21) and South Carolina (2022).
- Recorded 86 catches for 917 yards (10.7 avg.) with four touchdowns during his career.
- Started 9-of-13 games played with the Gamecocks in 2022, totaling 13 receptions for 168 yards (12.9 avg.).
- Earned second-team All-SoCon honors in his final season at East Tennessee in 2021 after starting 11-of-13 games and totaling 33 catches for 357 yards (10.2 avg.) with one touchdown.
- Garnered first-team All-SoCon honors for the second consecutive year in 2020 and posted 10 receptions for 101 yards (10.1 avg.) in six games (4 starts) played for the Buccaneers.
- Voted first-team All-SoCon in 2019 after starting all 12 games played and catching 25 passes for 241 yards (9.6 avg.) with two touchdowns.
- Attended Bearden High School (Knoxville, Tenn.), where he was three-time all-conference selection.
- Tallied 76 tackles, 14 tackles for loss, six sacks and one fumble recovery as a senior.
- Entered the NFL as a college free agent with the Broncos on May 12, 2023.

2024: Adkins caught his first career touchdown after making a three-yard grab from QB Bo Nix vs. Car. (10/27)... Made two special-teams tackles at Bal. (11/3)... Caught his second career touchdown pass from Nix on a 12-yard grab vs. Atl. (11/17)... Caught his third career touchdown pass from Nix on a 15-yard snag vs Ind. (12/15). Adkins is now tied for the third-most career touchdown catches by a Broncos undrafted tight end while his three scores this season are tied for the second most by a Broncos' undrafted tight end...

2023: Adkins appeared in 10 games (1 start) during his rookie year after signing with Denver as a college free agent, catching four passes for 22 yards (5.5 avg.) as well as making one special-teams tackle... Made his NFL debut vs. Was. (9/17)... Caught his first NFL pass from QB Russell Wilson, carrying it for an 11-yard gain at Mia. (9/24)... Caught two passes for eight yards (4.0 avg.) at Chi. (10/1)... Recorded his first career special-teams tackle and also made a three-yard catch in the win vs. G.B. (10/22)... Made his first career start vs. Min. (11/19).

COLLEGE: Adkins appeared in 56 games (37 starts) between the University of South Carolina (2022) and East Tennessee State (2018-21)... Recorded 86 catches for 917 yards (10.7 avg.) with four touchdowns during his career... In his lone season with South Carolina, started 9-of-13 games, totaling 13 receptions for 168 yards (12.9 avg.) and also rushed one time for one yard... Earned second-team All-SoCon honors in 2021 after starting 11-of-13 games for East Tennessee State University, totaling 33 receptions for 357 yards (10.2 avg.) with one touchdown... Helped the Buccaneers rank in the Top-10 in the FCS as a senior... Appeared in six games (4 starts) in 2020, producing 10 catches for 101 yards (10.1 avg.) to earn first-team All-SoCon honors for the second consecutive season... Was voted All-SoCon first team in 2019 after starting all 12 games played and catching 25 passes for 241 yards (9.6 avg.) with two touchdowns

PERSONAL: Adkins attended Bearden High School in Knoxville, Tenn., where he was a three-time all-conference selection... Totaled 76 tackles, 14 tackles for loss, six sacks and one fumble recovery as a senior... Also played offensive tackle... Also lettered in baseball, where he was named all-conference once... Nate Adkins was born on July 9, 1999 in Knoxville, Tenn.

Transactions

Signed by Denver as a college free agent 5/12/23.





REGULAR SEASON COMPARISON: RECEIVING - LOS ANGELES CHARGERS

| DATE | OPP | W/L | GP/GS | REC | YDS. | AVG. | TD | LG | TGTS | YAC |
|---------------|-------------|-----|----------------|----------|----------|------------|----------|----------|----------|----------|
| 12/31/23 | DEN vs. LAC | W | P | 0 | 0 | 0 | 0 | 0 | 0 | 0 |
| 10/13/24 | DEN vs. LAC | L | P | 1 | 5 | 5.0 | 0 | 5 | 1 | 0 |
| TOTALS | | | 1/1 2/0 | 1 | 5 | 5.0 | 0 | 5 | 1 | 0 |

Nate Adkins' NFL Regular Season Rushing/Receiving Statistics

| DATE | TEAM | RECEIVING | | | | | | | RUSHING | | | | |
|-------------------|---------|-----------|----------|-----------|-----------|------------|-----------|----------|----------|----------|------------|----------|----------|
| | | GP | GS | NO. | YDS. | AVG. | LG | TD | NO. | YDS. | AVG. | LG | TD |
| 2023 | Broncos | 10 | 1 | 4 | 22 | 5.5 | 11 | 0 | 0 | 0 | 0.0 | 0 | 0 |
| 2024 | Broncos | 14 | 8 | 8 | 65 | 8.1 | 16 | 3 | 0 | 0 | 0.0 | 0 | 0 |
| NFL TOTALS | | 24 | 9 | 12 | 87 | 7.3 | 16 | 3 | 0 | 0 | 0.0 | 0 | 0 |

Nate Adkins' NFL Regular Season Return Statistics

| DATE | TEAM | KICKOFF RETURNS | | | | | PUNT RETURNS | | | | | |
|-------------------|---------|-----------------|----------|------------|----------|----------|--------------|----------|----------|------------|----------|----------|
| | | RET. | YDS. | AVG. | LG | TD | NO. | FC | YDS. | AVG. | LG | TD |
| 2023 | Broncos | 0 | 0 | 0.0 | 0 | 0 | 0 | 0 | 0 | 0.0 | 0 | 0 |
| 2024 | Broncos | 0 | 0 | 0.0 | 0 | 0 | 0 | 0 | 0 | 0.0 | 0 | 0 |
| NFL TOTALS | | 0 | 0 | 0.0 | 0 | 0 | 0 | 0 | 0 | 0.0 | 0 | 0 |

SINGLE-GAME HIGHS: RECEIVING

| | |
|---|--|
| <p>Receptions 2 at Chicago Bears, Oct 01, 2023 1 vs. Green Bay Packers, Oct 22, 2023 1 at Miami Dolphins, Sep 24, 2023</p> <p>Receiving Yards 11 at Miami Dolphins, Sep 24, 2023 8 vs. Las Vegas Raiders, Oct 06, 2024 8 at Chicago Bears, Oct 01, 2023 6 at Tampa Bay Buccaneers, Sep 22, 2024 5 vs. Los Angeles Chargers, Oct 13, 2024</p> <p>Longest Receptions 16 vs. Cleveland Browns, Dec 02, 2024 15t vs. Indianapolis Colts, Dec 15, 2024 12t vs. Atlanta Falcons, Nov 17, 2024 11 at Miami Dolphins, Sep 24, 2023 8 vs. Las Vegas Raiders, Oct 06, 2024</p> | <p>All-Purpose Yards 11 at Miami Dolphins, Sep 24, 2023 8 vs. Las Vegas Raiders, Oct 06, 2024 8 at Chicago Bears, Oct 01, 2023 6 at Tampa Bay Buccaneers, Sep 22, 2024 5 vs. Los Angeles Chargers, Oct 13, 2024</p> <p>Special Teams Tackles 2 at Baltimore Ravens, Nov 03, 2024 1 at New Orleans Saints, Oct 17, 2024 1 vs. Pittsburgh Steelers, Sep 15, 2024 1 vs. Green Bay Packers, Oct 22, 2023 1 vs. Indianapolis Colts, Dec 15, 2024 1 vs. Atlanta Falcons, Nov 17, 2024 1 vs. Carolina Panthers, Oct 27, 2024</p> <p>Most TDs</p> |
|---|--|






2023 GAME-BY-GAME REGULAR-SEASON STATISTICS (BRONCOS)

| DATE | OPPONENT | P/S | RECEIVING | | | | | RUSHING | | | | | W/L | SCORE |
|--------------------|-------------|-------------|------------------|-----------|------------|-----------|----------|----------|----------|------------|----------|----------|------------|-------|
| | | | NO. | YDS. | AVG. | LG | TD | NO. | YDS. | AVG. | LG | TD | | |
| 09/10 | Raiders | | ON INACTIVE LIST | | | | | | | | | | L | 16-17 |
| 09/17 | Commanders | P | 0 | 0 | 0.0 | 0 | 0 | 0 | 0 | 0.0 | 0 | 0 | L | 33-35 |
| 09/24 | at Dolphins | P | 1 | 11 | 11.0 | 11 | 0 | 0 | 0 | 0.0 | 0 | 0 | L | 20-70 |
| 10/01 | at Bears | P | 2 | 8 | 4.0 | 6 | 0 | 0 | 0 | 0.0 | 0 | 0 | W | 31-28 |
| 10/08 | Jets | P | 0 | 0 | 0.0 | 0 | 0 | 0 | 0 | 0.0 | 0 | 0 | L | 21-31 |
| 10/12 | at Chiefs | | ON INACTIVE LIST | | | | | | | | | | L | 8-19 |
| 10/22 | Packers | P | 1 | 3 | 3.0 | 3 | 0 | 0 | 0 | 0.0 | 0 | 0 | W | 19-17 |
| 10/29 | Chiefs | P | 0 | 0 | 0.0 | 0 | 0 | 0 | 0 | 0.0 | 0 | 0 | W | 24-9 |
| 11/13 | at Bills | | ON INACTIVE LIST | | | | | | | | | | W | 24-22 |
| 11/19 | Vikings | S | 0 | 0 | 0.0 | 0 | 0 | 0 | 0 | 0.0 | 0 | 0 | W | 21-20 |
| 11/26 | Browns | P | 0 | 0 | 0.0 | 0 | 0 | 0 | 0 | 0.0 | 0 | 0 | W | 29-12 |
| 12/03 | at Texans | | ON INACTIVE LIST | | | | | | | | | | L | 17-22 |
| 12/10 | at Chargers | | ON INACTIVE LIST | | | | | | | | | | W | 24-7 |
| 12/16 | at Lions | | ON INACTIVE LIST | | | | | | | | | | L | 17-42 |
| 12/24 | Patriots | | ON INACTIVE LIST | | | | | | | | | | L | 23-26 |
| 12/31 | Chargers | P | 0 | 0 | 0.0 | 0 | 0 | 0 | 0 | 0.0 | 0 | 0 | W | 16-9 |
| 01/07 | at Raiders | P | 0 | 0 | 0.0 | 0 | 0 | 0 | 0 | 0.0 | 0 | 0 | L | 14-27 |
| 2023 TOTALS | | 10-1 | 4 | 22 | 5.5 | 11 | 0 | 0 | 0 | 0.0 | 0 | 0 | 8-9 | |

2024 GAME-BY-GAME REGULAR-SEASON STATISTICS (BRONCOS)

| DATE | OPPONENT | P/S | RECEIVING | | | | | RUSHING | | | | | W/L | SCORE |
|--------------------|---------------|-------------|-----------|-----------|------------|-----------|----------|----------|----------|------------|----------|----------|------------|-------|
| | | | NO. | YDS. | AVG. | LG | TD | NO. | YDS. | AVG. | LG | TD | | |
| 09/08 | at Seahawks | S | 0 | 0 | 0.0 | 0 | 0 | 0 | 0 | 0.0 | 0 | 0 | L | 20-26 |
| 09/15 | Steelers | S | 0 | 0 | 0.0 | 0 | 0 | 0 | 0 | 0.0 | 0 | 0 | L | 6-13 |
| 09/22 | at Buccaneers | P | 1 | 6 | 6.0 | 6 | 0 | 0 | 0 | 0.0 | 0 | 0 | W | 26-7 |
| 09/29 | at Jets | S | 1 | 0 | 0.0 | 0 | 0 | 0 | 0 | 0.0 | 0 | 0 | W | 10-9 |
| 10/06 | Raiders | P | 1 | 8 | 8.0 | 8 | 0 | 0 | 0 | 0.0 | 0 | 0 | W | 34-18 |
| 10/13 | Chargers | P | 1 | 5 | 5.0 | 5 | 0 | 0 | 0 | 0.0 | 0 | 0 | L | 16-23 |
| 10/17 | at Saints | P | 0 | 0 | 0.0 | 0 | 0 | 0 | 0 | 0.0 | 0 | 0 | W | 33-10 |
| 10/27 | Panthers | S | 1 | 3 | 3.0 | 3t | 1 | 0 | 0 | 0.0 | 0 | 0 | W | 28-14 |
| 11/03 | at Ravens | S | 0 | 0 | 0.0 | 0 | 0 | 0 | 0 | 0.0 | 0 | 0 | L | 10-41 |
| 11/10 | at Chiefs | P | 0 | 0 | 0.0 | 0 | 0 | 0 | 0 | 0.0 | 0 | 0 | L | 14-16 |
| 11/17 | Falcons | S | 1 | 12 | 12.0 | 12t | 1 | 0 | 0 | 0.0 | 0 | 0 | W | 38-6 |
| 11/24 | at Raiders | S | 0 | 0 | 0.0 | 0 | 0 | 0 | 0 | 0.0 | 0 | 0 | W | 29-19 |
| 12/02 | Browns | P | 1 | 16 | 16.0 | 16 | 0 | 0 | 0 | 0.0 | 0 | 0 | W | 41-32 |
| 12/15 | Colts | S | 1 | 15 | 15.0 | 15t | 1 | 0 | 0 | 0.0 | 0 | 0 | W | 31-13 |
| 2024 TOTALS | | 14-8 | 8 | 65 | 8.1 | 16 | 3 | 0 | 0 | 0.0 | 0 | 0 | 9-5 | |





99 DL



ZACH ALLEN

HEIGHT/WEIGHT: 6-4 / 281

BIRTHDAY: Aug. 20, 1997

NFL EXPERIENCE: 6th YR

GPS/GS: 75/65

COLLEGE: Boston College

BORN: New Canaan, Conn.

BRONCOS EXPERIENCE: 2nd YR

ACQUIRED: UFA (Ari.)-'23

AT A GLANCE

- A sixth-year defensive end who has appeared in 75 games (65 starts) and one postseason game (1 start) with Arizona (2019-22) and Denver (2023-24), totaling 247 tackles (133 solo), 21.5 sacks (141.0 yds.), one interception (25 yds.), 17 passes defended, one forced fumble, three fumble recoveries (1 TD) and blocked one field goal.
- Ranks fourth in tackles (202), tied for seventh in passes defended (14) and tied for seventh in fumble recoveries (3) among all NFL defensive ends since 2021.
- Set a career high with 60 tackles (27 solo) along with five sacks (44.5 yds.), one pass defended and one forced fumble in 17 starts during his first season with the Broncos in 2023.
- Tied for the most passes defended (8) among all NFL defensive ends while also producing a career-high 5.5 sacks (40.5 yds.) to go along with 47 tackles (23 solo) in 13 starts in 2022.
- Appeared in a career-high 15 games (14 starts) in 2021, producing career highs with 48 tackles (30 solo), one interception (25 yds.) and three fumble recoveries (1 TD) along with four sacks (16 yds.) and four passes defended.
- Made 35 tackles (20 solo), two sacks (18 yds.) and three passes defended in 13 games (7 starts) in 2020.
- Appeared in 50 games in four seasons at Boston College (2015-18), totaling 199 tackles (106 solo), 18.5 sacks (115 yds.), two interceptions, 16 passes defended, one forced fumble, four fumble recoveries and two blocked kicks.
- Named second-team All-ACC after starting all 12 games as a senior in 2018, totaling 61 tackles (26 solo), 6.5 sacks (36 yds.), one interception, eight passes defended, one forced fumble, two fumble recoveries and two blocked kicks.
- Started all 13 games and was one-of-two defensive linemen nationally with 100+ tackles in 2017, earning All-ACC honorable mention.
- Selected by the Cardinals in the third round (65th overall) of the 2019 NFL Draft.
- Signed by Denver as an unrestricted free agent on March 15, 2023.

2024: Allen has started 13 games for Denver, totaling 49 tackles (27 solo) with 5.0 sacks (22.0 yds.) and 29 quarterback hits... Totaled four tackles (2 solo), one sack (1 yd.) and four quarterback hits vs. Pit. (9/15)... Marked a career-high eight total pressures according to the NFL's Next Gen Stats against the Steelers... Recorded three tackles (1 solo) including a sack (1 yd.) at T.B. (9/22)... Totaled five tackles (4 solo) including three quarterback hits at NYJ (9/29)... Tallied seven tackles (5 solo), one sack (7 yds.) and two quarterback hits vs. L.V. (10/6)... Registered a season-high eight tackles (5 solo) and a half sack (OLB Jonathon Cooper) vs. LAC (10/13)... Tallied three tackles (1 solo), a half sack (OLB Jonah Elliss) and three quarterback hits at N.O. (10/17)... Nabbed four tackles (1 solo), three quarterback hits and one pass defended, including recording a sack of Chiefs QB Patrick Mahomes (6 yds.) to force a punt on Kansas City's opening drive at K.C. (11/10)... Nabbed five tackles (2 solo) and four quarterback hits vs. Cle. (12/2)... Registered two tackles (1 solo) and four quarterback hits (tied for season high) vs. Ind. (12/15)... His 29 total quarterback hits in 2024 are the most in the NFL.

2023: Allen started all 17 games in his first season with Denver, totaling 60 tackles (27 solo), five sacks (44.5 yds.), one pass defended and one forced fumble... Made his Broncos debut vs. L.V. (9/10), totaling five tackles (2 solo), including one quarterback hit and one tackle for loss... Made seven tackles (3 solo) along with two tackles for loss at Mia. (9/24)... Posted four assisted tackles—including assisting on a sack (4 yds.)—and produced two quarterback hits in the comeback victory at Chi. (10/1)... Recorded his first career forced fumble along with five tackles (4 solo) and one sack (12 yds.) vs. NYJ (10/8)... Sacked Chiefs' QB Patrick Mahomes for an 11-yard loss and also totaled four tackles (2 solo) at K.C. (10/12)... Registered four tackles (3 solo) and one quarterback hit in the win vs. G.B. (10/22)... Totaled four tackles (3 solo), 0.5 sacks (3.5 yds.) and one tackle for loss in the win vs. K.C. (10/29)... Made five tackles (3 solo), including one tackle for loss and two quarterback hits, in the win vs. Min. (11/19)... Assisted OLB Nik Bonitto on a sack for a safety in the win vs. Cle. (11/26)... Assisted on one sack (1.5 yds.) and also made six tackles (2 solo) at Hou. (12/3)... Recorded one sack (10 yds.) and three quarterback hits at LAC (12/10)... Recorded his first career field goal block and also made two tackles (1 solo) vs. LAC (12/31)... Made six tackles (1 solo) and had one quarterback hit at L.V. (1/7).

2022: Allen had a career-high 5.5 sacks (40.5 yds.) and eight passes defended to go along with 47 tackles (23 solo) in 13 starts... Tied for first among defensive ends in passes defended (8) and was the only player in the NFL to total at least five





sacks and eight pass breakups... Posted a pass defended and two tackles (1 solo) at L.V. (9/18)... Registered a career-high three passes defended along with a nine-yard sack and six tackles (3 solo) at Car. (10/2)... Notched sacks in back-to-back games, recording one sack (11 yds.) while posting a pass defended and eight tackles (5 solo) vs. Phi. (10/9)... Had three tackles (2 solo) and a pass defended vs. N.O. (10/20)... Produced 0.5 sacks (2.5 yds.) and five tackles (2 solo) vs. Sea. (11/6)... Tallied a four-yard sack along with four tackles (2 solo) at LAR (11/13)... Broke up one pass and made two tackles (1 solo) and one sack (4 yds.) vs. LAC (11/27)... Brought down Patriots QB Mac Jones for a 10-yard loss and also made two solo tackles and one pass defended vs. N.E. (12/12)... Was inactive for Games 14-17.

2021: Allen appeared in 15 games (14 starts), producing career marks of 48 tackles (30 solo), one interception (25 yds.) and three fumble recoveries (1 TD) along with four sacks (16 yds.) and four passes defended... Recovered his first career fumble and made two solo tackles at Jac. (9/26)... Totaled five tackles (4 solo) and had a six-yard sack vs. S.F. (10/10)... Recorded a quarterback takedown in his second straight game while making six tackles (2 solo) vs. G.B. (10/28)... Broke up his fourth career pass and made a solo tackle at S.F. (11/7)... Tallied five tackles (4 solo) and recovered his second career fumble vs. Car. (11/14)... Posted one pass defended and made five tackles (3 solo) at Sea. (11/21)... Intercepted his first career pass for 25 yards while registering one sack and four tackles (1 solo) at Chi. (12/5)... Sacked the quarterback in back-to-back games for the second time in 2021 after bringing down Rams QB Matthew Stafford for 10 yards and made four tackles (3 solo) vs. LAR (12/13)... Made two tackles (1 solo) and had one pass defended at Dal. (1/2)... Scored his first career defensive touchdown after recovering a fumble from Seahawks QB Russell Wilson and returned it 16 yards while also totaling three tackles (2 solo) vs. Sea. (1/9)... Started the Cardinals' NFC Wild Card game at LAR (1/17), finishing with four tackles (1 solo).

2020: Allen made 35 tackles (20 solo), two sacks (18 yds.) and three passes defended in 13 games (7 starts)... Recorded his first career sack for four yards along with two solo tackles at S.F. (9/13)... Made four tackles (1 solo) at Car. (10/4)... Broke up his first career pass along with making three tackles (1 solo) at NYG (12/13)... Set a career-high 11 tackles (6 solo) along with one sack (14 yds.) and one pass defended vs. Phi. (12/20)... Made five tackles (3 solo) and broke up a pass at LAR (1/3)... Missed Games 8-10 after being placed on injured reserve (ankle) on Oct. 27.

2019: Allen played in four games (1 start) during his rookie season after being drafted in the third round (65th overall) by Arizona, totaling eight tackles (6 solo) on the season... Made his NFL debut and first career start vs. Det. (9/8), posting three solo tackles... Had his second three tackle game (2 solo) vs. Car. (9/22)... Was inactive for Games 5-10... Missed the final six games after being placed on injured reserve (neck) on Nov. 13.

COLLEGE: Allen appeared in 50 games in four seasons at Boston College (2015-18), totaling 199 tackles (106 solo), 18.5 sacks (115 yds.), two interceptions, 16 passes defended, one forced fumble, four fumble recoveries and two blocked kicks... Named second-team All-ACC after starting all 12 games as a senior in 2018, totaling 61 tackles (26 solo), 6.5 sacks (36 yds.), one interception, eight passes defended, one forced fumble, two fumble recoveries and two blocked kicks... Earned ACC Defensive Player of the Week honors after recording seven tackles and a sack while also blocking a kick vs. Louisville (10/13/18)... Was named ACC Defensive Player of the Week for the second time in 2018 after blocking another kick along with a pass defended, six tackles and a sack at Florida State (11/17/18)... Started all 13 games and was one-of-two defensive linemen nationally with 100+ tackles in 2017, earning All-ACC honorable mention... Finished the year with 100 tackles (47 solo), six sacks (37 yds.), one interception and four passes defended... Was named ACC Defensive Player of the Week for the first time in his career after totaling 14 tackles, including three tackles for loss, vs. Virginia Tech (10/7/17)... Played all 13 games (1 start) in 2016, registering 36 tackles (19 solo), six sacks (42 yds.), four passes defended and two fumble recoveries.

PERSONAL: Allen attended New Canaan (Conn.) High School, where he was named the 2014 Connecticut Gatorade Player of the Year... Helped the Rams win two state titles (2013, '14) as a three-year starter... Set the school record for career sacks (33), single-season sacks (13.5) and tied the single-game sack record (4.0)... Named to the USA Today All-USA Connecticut team and garnered All-Tri-State accolades, All-FCIAC and first-team MSG All-Metro honors in 2014... Produced 102 tackles, 13.5 sacks, two interceptions, seven forced fumbles, one fumble recovery, 12 passes defended and one defensive score as a senior... Also played basketball, earning All-FCIAC honorable mention... Was a four-year high honor roll student and member of the National Honor Society... Zach Allen as born on Aug. 20, 1997 in New Canaan, Conn.

Transactions

Signed by Arizona as a draft choice 5/9/19; Signed by Denver as an unrestricted free agent 3/15/23.





REGULAR SEASON COMPARISON: DEFENSIVE - LOS ANGELES CHARGERS

| DATE | OPP | W/L | GP/GS | TACKLES | | | | | | | | MISC | | | | |
|---------------|-------------|------------|------------|-----------|----------|----------|------------|-------------|----------|----------|----------|----------|----------|----------|----------|--|
| | | | | TOT | SOLO | ASST | SACK | YDS. | INT | TFL | PD | QBH | TD | FF | FR | |
| 11/27/22 | ARZ vs. LAC | L | S | 2 | 1 | 1 | 1.0 | 4.0 | 0 | 1 | 1 | 4 | 0 | 0 | 0 | |
| 12/10/23 | DEN @ LAC | W | S | 1 | 1 | 0 | 1.0 | 10.0 | 0 | 1 | 0 | 3 | 0 | 0 | 0 | |
| 12/31/23 | DEN vs. LAC | W | S | 2 | 1 | 1 | 0.0 | 0.0 | 0 | 0 | 0 | 1 | 0 | 0 | 0 | |
| 10/13/24 | DEN vs. LAC | L | S | 8 | 5 | 3 | 0.5 | 3.5 | 0 | 4 | 0 | 1 | 0 | 0 | 0 | |
| TOTALS | | 2/2 | 4/4 | 13 | 8 | 5 | 2.5 | 17.5 | 0 | 6 | 1 | 9 | 0 | 0 | 0 | |

Zach Allen's NFL Regular Season Defensive Statistics

| DATE | TEAM | GP | GS | TACKLES | | | | | | | | INTERCEPTIONS | | | | | O. FUMB | | | | | ST | | | | | MISC | | | | |
|-------------------|-----------|-----------|-----------|------------|------------|------------|-----------|------------|-------------|--------------|-----------|---------------|-----------|-----------|----------|-----------|----------|----------|----------|-----------|----------|----------|----------|----------|----------|----------|----------|----------|----------|----------|---|
| | | | | TK | S | A | TF | YD | SK | YDS | QB | N | YD | L | T | P | F | F | T | YD | T | S | A | F | F | S | A | | | | |
| 2019 | Cardinals | 4 | 1 | 8 | 6 | 2 | 1 | 5 | 0.0 | 0.0 | 3 | 0 | 0 | 0 | 0 | 0 | 0 | 0 | 0 | 0 | 0 | 0 | 0 | 0 | 0 | 0 | 0 | 0 | 0 | 0 | 0 |
| 2020 | Cardinals | 13 | 7 | 35 | 20 | 15 | 5 | 23 | 2.0 | 18.0 | 6 | 0 | 0 | 0 | 0 | 3 | 0 | 0 | 0 | 0 | 0 | 0 | 0 | 0 | 0 | 0 | 0 | 0 | 0 | 0 | |
| 2021 | Cardinals | 15 | 14 | 48 | 30 | 18 | 5 | 27 | 4.0 | 16.0 | 14 | 1 | 25 | 25 | 0 | 4 | 0 | 3 | 1 | 26 | 0 | 0 | 0 | 0 | 0 | 0 | 0 | 0 | 0 | 0 | |
| 2022 | Cardinals | 13 | 13 | 47 | 23 | 24 | 10 | 46 | 5.5 | 40.5 | 20 | 0 | 0 | 0 | 0 | 8 | 0 | 0 | 0 | 0 | 0 | 0 | 0 | 0 | 0 | 0 | 0 | 0 | 0 | 0 | |
| 2023 | Broncos | 17 | 17 | 60 | 27 | 33 | 8 | 30 | 5.0 | 44.5 | 24 | 0 | 0 | 0 | 0 | 1 | 1 | 0 | 0 | 0 | 0 | 0 | 0 | 0 | 0 | 0 | 0 | 0 | 0 | 0 | |
| 2024 | Broncos | 13 | 13 | 49 | 27 | 22 | 12 | 29 | 5.0 | 22.0 | 29 | 0 | 0 | 0 | 0 | 1 | 0 | 0 | 0 | 0 | 0 | 0 | 0 | 0 | 0 | 0 | 0 | 0 | 0 | 0 | |
| NFL TOTALS | | 75 | 65 | 247 | 133 | 114 | 41 | 160 | 21.5 | 141.0 | 96 | 1 | 25 | 25 | 0 | 17 | 1 | 3 | 1 | 26 | 0 | 0 | 0 | 0 | 0 | 0 | 0 | 0 | 0 | 0 | |

Zach Allen's NFL Postseason Defensive Statistics

| DATE | TEAM | GP | GS | TACKLES | | | | | | | | INTERCEPTIONS | | | | | O. FUMB | | | | | ST | | | | | MISC | | | |
|-------------------|-----------|----------|----------|----------|----------|----------|----------|----------|------------|------------|----------|---------------|----------|----------|----------|----------|----------|----------|----------|----------|----------|----------|----------|----------|----------|----------|----------|----------|----------|---|
| | | | | TK | S | A | TF | YDS | SK | YDS | QB | NO | YDS | LG | TD | PD | FF | FR | TD | YDS | TK | S | A | FF | FR | S | A | | | |
| 2021 | Cardinals | 1 | 1 | 4 | 1 | 3 | 0 | 0 | 0.0 | 0.0 | 0 | 0 | 0 | 0 | 0 | 0 | 0 | 0 | 0 | 0 | 0 | 0 | 0 | 0 | 0 | 0 | 0 | 0 | 0 | 0 |
| NFL TOTALS | | 1 | 1 | 4 | 1 | 3 | 0 | 0 | 0.0 | 0.0 | 0 | 0 | 0 | 0 | 0 | 0 | 0 | 0 | 0 | 0 | 0 | 0 | 0 | 0 | 0 | 0 | 0 | 0 | 0 | |





SINGLE-GAME HIGHS: DEFENSIVE

| | | | |
|--------------------------|--|----------------------------------|--|
| Total Tackles | 11 vs. Philadelphia Eagles, Dec 20, 2020 8 vs. Los Angeles Chargers, Oct 13, 2024 8 vs. Philadelphia Eagles, Oct 09, 2022 7 vs. Las Vegas Raiders, Oct 06, 2024 7 at Miami Dolphins, Sep 24, 2023 | Tackles For Loss | 4 vs. Los Angeles Chargers, Oct 13, 2024 2 at Miami Dolphins, Sep 24, 2023 2 vs. Philadelphia Eagles, Oct 09, 2022 2 vs. San Francisco 49ers, Oct 10, 2021 1 vs. Atlanta Falcons, Nov 17, 2024 ...30 more at 1. |
| Solo Tackles | 6 vs. Philadelphia Eagles, Dec 20, 2020 5 vs. Los Angeles Chargers, Oct 13, 2024 5 vs. Las Vegas Raiders, Oct 06, 2024 5 vs. Philadelphia Eagles, Oct 09, 2022 4 at New York Jets, Sep 29, 2024 ...3 more at 4. | Interceptions | 1 at Chicago Bears, Dec 05, 2021 |
| Sacks | 1.0 vs. Las Vegas Raiders, Oct 06, 2024 1.0 at Tampa Bay Buccaneers, Sep 22, 2024 1.0 vs. Pittsburgh Steelers, Sep 15, 2024 ...14 more at 1.0. | Interception Return Yards | 25 at Chicago Bears, Dec 05, 2021 |
| Passes Defensed | 3 at Carolina Panthers, Oct 02, 2022 1 at Kansas City Chiefs, Nov 10, 2024 1 at Buffalo Bills, Nov 13, 2023 1 vs. New England Patriots, Dec 12, 2022 ...11 more at 1. | Safeties | 1 at Seattle Seahawks, Sep 08, 2024 |
| Forced Fumbles | 1 vs. New York Jets, Oct 08, 2023 | Longest Opp Fumble Return | 16 vs. Seattle Seahawks, Jan 09, 2022 10 vs. Carolina Panthers, Nov 14, 2021 |
| Fumble Recoveries | 1 vs. Seattle Seahawks, Jan 09, 2022 1 vs. Carolina Panthers, Nov 14, 2021 1 at Jacksonville Jaguars, Sep 26, 2021 | | |

SINGLE-GAME HIGHS - POSTSEASON: DEFENSIVE

| | | | |
|----------------------|-------------------------------------|---------------------|-------------------------------------|
| Total Tackles | 4 at Los Angeles Rams, Jan 17, 2022 | Solo Tackles | 1 at Los Angeles Rams, Jan 17, 2022 |
|----------------------|-------------------------------------|---------------------|-------------------------------------|

2023 GAME-BY-GAME REGULAR-SEASON STATISTICS (BRONCOS)

| DATE | OPPONENT | P/S | TACKLES | | | | | | | | | INTERCEPTIONS | | | | | O. FUMB | | | | ST | | | | | MISC | | | SCORE |
|--------------------|--------------|-----|-----------|-----------|-----------|------------|-------------|----------|-----------|-----------|----------|---------------|----------|----------|----------|----------|----------|----------|----------|----------|----------|----------|----------|----------|----------|----------|------------|-------|-------|
| | | | TK | S | A | SK | YDS | TFL | YDS | QBH | NO | YDS | LG | TD | PD | FF | FR | TD | YDS | TK | S | A | FF | FR | S | A | W/L | | |
| 09/10 | Raiders | S | 5 | 2 | 3 | 0.0 | 0.0 | 1 | 3 | 1 | 0 | 0 | 0 | 0 | 0 | 0 | 0 | 0 | 0 | 0 | 0 | 0 | 0 | 0 | 0 | 0 | 0 | L | 16-17 |
| 09/17 | Commanders | S | 2 | 0 | 2 | 0.0 | 0.0 | 0 | 0 | 2 | 0 | 0 | 0 | 0 | 0 | 0 | 0 | 0 | 0 | 0 | 0 | 0 | 0 | 0 | 0 | 0 | L | 33-35 | |
| 09/24 | at Dolphins | S | 7 | 3 | 4 | 0.0 | 0.0 | 2 | 2 | 0 | 0 | 0 | 0 | 0 | 0 | 0 | 0 | 0 | 0 | 0 | 0 | 0 | 0 | 0 | 0 | L | 20-70 | | |
| 10/01 | at Bears | S | 4 | 0 | 4 | 0.5 | 4.0 | 0 | 0 | 3 | 0 | 0 | 0 | 0 | 0 | 0 | 0 | 0 | 0 | 0 | 0 | 0 | 0 | 0 | 0 | W | 31-28 | | |
| 10/08 | Jets | S | 5 | 4 | 1 | 1.0 | 12.0 | 1 | 1 | 2 | 0 | 0 | 0 | 0 | 0 | 1 | 0 | 0 | 0 | 0 | 0 | 0 | 0 | 0 | 0 | L | 21-31 | | |
| 10/12 | at Chiefs | S | 4 | 2 | 2 | 1.0 | 11.0 | 1 | 11 | 1 | 0 | 0 | 0 | 0 | 0 | 0 | 0 | 0 | 0 | 0 | 0 | 0 | 0 | 0 | 0 | L | 8-19 | | |
| 10/22 | Packers | S | 4 | 3 | 1 | 0.0 | 0.0 | 0 | 0 | 1 | 0 | 0 | 0 | 0 | 0 | 0 | 0 | 0 | 0 | 0 | 0 | 0 | 0 | 0 | 0 | W | 19-17 | | |
| 10/29 | Chiefs | S | 4 | 3 | 1 | 0.5 | 3.5 | 1 | 3 | 1 | 0 | 0 | 0 | 0 | 0 | 0 | 0 | 0 | 0 | 0 | 0 | 0 | 0 | 0 | 0 | W | 24-9 | | |
| 11/13 | at Bills | S | 1 | 1 | 0 | 0.0 | 0.0 | 0 | 0 | 2 | 0 | 0 | 0 | 0 | 1 | 0 | 0 | 0 | 0 | 0 | 0 | 0 | 0 | 0 | 0 | W | 24-22 | | |
| 11/19 | Vikings | S | 5 | 3 | 2 | 0.0 | 0.0 | 1 | 0 | 2 | 0 | 0 | 0 | 0 | 0 | 0 | 0 | 0 | 0 | 0 | 0 | 0 | 0 | 0 | 0 | W | 21-20 | | |
| 11/26 | Browns | S | 1 | 0 | 1 | 0.5 | 2.5 | 0 | 0 | 1 | 0 | 0 | 0 | 0 | 0 | 0 | 0 | 0 | 0 | 0 | 0 | 0 | 0 | 0 | 0 | W | 29-12 | | |
| 12/03 | at Texans | S | 6 | 2 | 4 | 0.5 | 1.5 | 0 | 0 | 1 | 0 | 0 | 0 | 0 | 0 | 0 | 0 | 0 | 0 | 0 | 0 | 0 | 0 | 0 | 0 | L | 17-22 | | |
| 12/10 | at Chargers | S | 1 | 1 | 0 | 1.0 | 10.0 | 1 | 10 | 3 | 0 | 0 | 0 | 0 | 0 | 0 | 0 | 0 | 0 | 0 | 0 | 0 | 0 | 0 | 0 | W | 24-7 | | |
| 12/16 | at Lions | S | 0 | 0 | 0 | 0.0 | 0.0 | 0 | 0 | 1 | 0 | 0 | 0 | 0 | 0 | 0 | 0 | 0 | 0 | 0 | 0 | 0 | 0 | 0 | 0 | L | 17-42 | | |
| 12/24 | Patriots | S | 3 | 1 | 2 | 0.0 | 0.0 | 0 | 0 | 1 | 0 | 0 | 0 | 0 | 0 | 0 | 0 | 0 | 0 | 0 | 0 | 0 | 0 | 0 | 0 | L | 23-26 | | |
| 12/31 | Chargers | S | 2 | 1 | 1 | 0.0 | 0.0 | 0 | 0 | 1 | 0 | 0 | 0 | 0 | 0 | 0 | 0 | 0 | 0 | 0 | 0 | 0 | 0 | 0 | 0 | W | 16-9 | | |
| 01/07 | at Raiders | S | 6 | 1 | 5 | 0.0 | 0.0 | 0 | 0 | 1 | 0 | 0 | 0 | 0 | 0 | 0 | 0 | 0 | 0 | 0 | 0 | 0 | 0 | 0 | 0 | L | 14-27 | | |
| 2023 TOTALS | 17-17 | | 60 | 27 | 33 | 5.0 | 44.5 | 8 | 30 | 24 | 0 | 0 | 0 | 0 | 1 | 1 | 0 | 0 | 0 | 0 | 0 | 0 | 0 | 0 | 0 | 0 | 8-9 | | |






2024 GAME-BY-GAME REGULAR-SEASON STATISTICS (BRONCOS)

| DATE | OPPONENT | P/S | TACKLES | | | | | | | INTERCEPTIONS | | | | | O. FUMB | | | | ST | | | | MISC | | | SCORE | | | |
|--------------------|---------------|-----|------------------|-----------|-----------|-----------|------------|-------------|-----------|---------------|-----------|----------|----------|----------|----------|----------|----------|----------|----------|----------|----------|----------|----------|----------|----------|----------|------------|------|-------|
| | | | TK | S | A | SK | YDS | TFL | YDS | QBH | NO | YDS | LG | TD | PD | FF | FR | TD | YDS | TK | S | A | FF | FR | S | | A | W/L | |
| 09/08 | at Seahawks | S | 2 | 1 | 1 | 0.0 | 0.0 | 1 | 1 | 1 | 0 | 0 | 0 | 0 | 0 | 0 | 0 | 0 | 0 | 0 | 0 | 0 | 0 | 0 | 0 | 0 | 0 | L | 20-26 |
| 09/15 | Steelers | S | 4 | 2 | 2 | 1.0 | 1.0 | 1 | 1 | 4 | 0 | 0 | 0 | 0 | 0 | 0 | 0 | 0 | 0 | 0 | 0 | 0 | 0 | 0 | 0 | 0 | L | 6-13 | |
| 09/22 | at Buccaneers | S | 3 | 1 | 2 | 1.0 | 1.0 | 1 | 1 | 2 | 0 | 0 | 0 | 0 | 0 | 0 | 0 | 0 | 0 | 0 | 0 | 0 | 0 | 0 | 0 | W | 26-7 | | |
| 09/29 | at Jets | S | 5 | 4 | 1 | 0.0 | 0.0 | 1 | 1 | 3 | 0 | 0 | 0 | 0 | 0 | 0 | 0 | 0 | 0 | 0 | 0 | 0 | 0 | 0 | 0 | W | 10-9 | | |
| 10/06 | Raiders | S | 7 | 5 | 2 | 1.0 | 7.0 | 1 | 7 | 2 | 0 | 0 | 0 | 0 | 0 | 0 | 0 | 0 | 0 | 0 | 0 | 0 | 0 | 0 | 0 | W | 34-18 | | |
| 10/13 | Chargers | S | 8 | 5 | 3 | 0.5 | 3.5 | 4 | 9 | 1 | 0 | 0 | 0 | 0 | 0 | 0 | 0 | 0 | 0 | 0 | 0 | 0 | 0 | 0 | 0 | L | 16-23 | | |
| 10/17 | at Saints | S | 3 | 1 | 2 | 0.5 | 3.5 | 0 | 0 | 3 | 0 | 0 | 0 | 0 | 0 | 0 | 0 | 0 | 0 | 0 | 0 | 0 | 0 | 0 | 0 | W | 33-10 | | |
| 10/27 | Panthers | S | 3 | 3 | 0 | 0.0 | 0.0 | 1 | 2 | 1 | 0 | 0 | 0 | 0 | 0 | 0 | 0 | 0 | 0 | 0 | 0 | 0 | 0 | 0 | 0 | W | 28-14 | | |
| 11/03 | at Ravens | S | 0 | 0 | 0 | 0.0 | 0.0 | 0 | 0 | 0 | 0 | 0 | 0 | 0 | 0 | 0 | 0 | 0 | 0 | 0 | 0 | 0 | 0 | 0 | 0 | L | 10-41 | | |
| 11/10 | at Chiefs | S | 4 | 1 | 3 | 1.0 | 6.0 | 1 | 6 | 3 | 0 | 0 | 0 | 0 | 1 | 0 | 0 | 0 | 0 | 0 | 0 | 0 | 0 | 0 | 0 | L | 14-16 | | |
| 11/17 | Falcons | S | 3 | 1 | 2 | 0.0 | 0.0 | 1 | 1 | 1 | 0 | 0 | 0 | 0 | 0 | 0 | 0 | 0 | 0 | 0 | 0 | 0 | 0 | 0 | 0 | W | 38-6 | | |
| 11/24 | at Raiders | | ON INACTIVE LIST | | | | | | | | | | | | | | | | | | | | W | 29-19 | | | | | |
| 12/02 | Browns | S | 5 | 2 | 3 | 0.0 | 0.0 | 0 | 0 | 4 | 0 | 0 | 0 | 0 | 0 | 0 | 0 | 0 | 0 | 0 | 0 | 0 | 0 | 0 | 0 | W | 41-32 | | |
| 12/15 | Colts | S | 2 | 1 | 1 | 0.0 | 0.0 | 0 | 0 | 4 | 0 | 0 | 0 | 0 | 0 | 0 | 0 | 0 | 0 | 0 | 0 | 0 | 0 | 0 | 0 | W | 31-13 | | |
| 2024 TOTALS | | | 13-13 | 49 | 27 | 22 | 5.0 | 22.0 | 12 | 29 | 29 | 0 | 0 | 0 | 0 | 1 | 0 | 0 | 0 | 0 | 0 | 0 | 0 | 0 | 0 | 0 | 9-5 | | |

2021 GAME-BY-GAME POSTSEASON STATISTICS (CARDINALS)

| DATE | OPPONENT | P/S | TACKLES | | | | | | | INTERCEPTIONS | | | | | O. FUMB | | | | ST | | | | MISC | | | SCORE | | |
|--------------------|----------|-----|------------|----------|----------|----------|------------|------------|----------|---------------|----------|----------|----------|----------|----------|----------|----------|----------|----------|----------|----------|----------|----------|----------|----------|------------|---|-------|
| | | | TK | S | A | SK | YDS | TFL | YDS | QBH | NO | YDS | LG | TD | PD | FF | FR | TD | YDS | TK | S | A | FF | FR | S | | A | W/L |
| 01/17 | at Rams | S | 4 | 1 | 3 | 0.0 | 0.0 | 0 | 0 | 0 | 0 | 0 | 0 | 0 | 0 | 0 | 0 | 0 | 0 | 0 | 0 | 0 | 0 | 0 | 0 | 0 | L | 11-34 |
| 2021 TOTALS | | | 1-1 | 4 | 1 | 3 | 0.0 | 0.0 | 0 | 0 | 0 | 0 | 0 | 0 | 0 | 0 | 0 | 0 | 0 | 0 | 0 | 0 | 0 | 0 | 0 | 0-1 | | |





56 ILB



**LEVELLE
BAILEY**

HEIGHT/WEIGHT: 6-2 / 225

COLLEGE: Fresno State

BIRTHDAY: Dec. 4, 2000

BORN: Sacramento, Calif.

NFL EXPERIENCE: R

BRONCOS EXPERIENCE: R

GP/GS: 10/0

ACQUIRED: CFA-'24

AT A GLANCE

A rookie inside linebacker who has appeared in 10 games with the Broncos (2024), making two defensive tackles and three special-teams stops.

Attended Fresno State University (2019-23) and started 40-of-49 games played, tallying 242 tackles (137 solo), seven sacks (41 yds.), six interceptions (77 yds.), 22 passes defended, four forced fumbles and three fumble recoveries.

Earned second-team All-Mountain West honors in 2023 after starting all 13 games and producing 82 tackles (46 solo), 2.5 sacks (18 yds.), two forced fumbles, three interceptions (41 yds.) and five passes defended.

Named All-Mountain West honorable mention after starting all 14 games in 2022, finishing with a team-high 88 tackles (54 solo), one forced fumble and seven passes defended.

Started 12-of-13 games played in 2021 and earned All-Mountain West honorable mention accolades after recording 56 tackles (33 solo), 3.5 sacks (18 solo), two interceptions (27 yds.), eight passes defended, one forced fumble and two fumble recoveries.

Attended Burbank (Calif.) High School and earned first-team All-City honors... Named second-team All-State in 2018 after totaling 81 tackles, one blocked punt, one forced fumble, six interceptions and seven tackles for loss.

Originally signed by the Broncos as a college free agent on May 10, 2024.

2024: Bailey has appeared in 10 games for Denver, recording two defensive tackles and three special-teams tackles... Made the initial 53-man roster out of training camp as a college free agent before being waived and signed to the practice squad... Made his NFL debut with the Broncos at NYJ (9/29)... Recorded first defensive tackles of career with two tackles (1 solo) vs. Atl. (11/17).

COLLEGE: Bailey who started 40-of-49 games played at Fresno State University (2019-23) and tallied 242 tackles (137 solo), seven sacks (41 yds.), six interceptions (77 yds.), 22 passes defended, four forced fumbles and three fumble recoveries...

Earned second-team All-Mountain West honors in 2023 after starting all 13 games and producing 82 tackles (46 solo), 2.5 sacks (18 yds.), two forced fumbles, three interceptions (41 yds.) and five passes defended... Named All-Mountain West honorable mention after starting all 14 games in 2022, finishing with a team-high 88 tackles (54 solo), one forced fumble and seven passes defended...

Started 12-of-13 games played in 2021 and earned All-Mountain West honorable mention accolades after recording 56 tackles (33 solo), 3.5 sacks (18 solo), two interceptions (27 yds.), eight passes defended, one forced fumble and two fumble recoveries... Played 12 games (5 starts) in 2019, registering 30 tackles (13 solo), one sack (5 yds.), one interception (9 yds.), three passes defended and one fumble recovery

PERSONAL: Bailey attended Burbank (Calif.) High School and earned first-team All-City honors... Named second-team All-State in 2018 after totaling 81 tackles, one blocked punt, one forced fumble, six interceptions and seven tackles for loss... Also played basketball, earning first-team All-City honors... Levelle (pronounced: la-VELL) Bailey was born Dec. 4, 2000.

Transactions

Signed by Denver as a college free agent 5/10/24; Waived by Denver 8/29/24; Signed by Denver (practice squad) 9/2/24; Signed by Denver (active roster) 10/8/24.





REGULAR SEASON COMPARISON: DEFENSIVE - LOS ANGELES CHARGERS

| DATE | OPP | W/L | GP/GS | TACKLES | | | | | | | | MISC | | | | | |
|---------------|-------------|------------|------------|----------|----------|----------|------------|------------|----------|----------|----------|----------|----------|----------|----------|----------|----------|
| | | | | TOT | SOLO | ASST | SACK | YDS. | INT | TFL | PD | QBH | TD | FF | FR | | |
| 10/13/24 | DEN vs. LAC | L | P | 0 | 0 | 0 | 0.0 | 0.0 | 0 | 0 | 0 | 0 | 0 | 0 | 0 | 0 | 0 |
| TOTALS | | 0/1 | 1/0 | 0 | 0 | 0 | 0.0 | 0.0 | 0 | 0 | 0 | 0 | 0 | 0 | 0 | 0 | 0 |

Levelle Bailey's NFL Regular Season Defensive Statistics

| DATE | TEAM | GP | GS | TACKLES | | | | | | | | INTERCEPTIONS | | | | | O. FUMB | | | | ST | | | | MISC | | | | | |
|-------------------|---------|-----------|----------|----------|----------|----------|----------|----------|------------|------------|----------|---------------|----------|----------|----------|----------|----------|----------|----------|----------|----------|----------|----------|----------|----------|----------|----------|----------|----------|---|
| | | | | TK | S | A | TFL | YDS | SK | YDS | QBH | NO | YDS | LG | TD | PD | FF | FR | TD | YDS | TK | S | A | FF | FR | S | A | | | |
| 2024 | Broncos | 10 | 0 | 2 | 1 | 1 | 0 | 0 | 0.0 | 0.0 | 0 | 0 | 0 | 0 | 0 | 0 | 0 | 0 | 0 | 0 | 0 | 0 | 0 | 3 | 0 | 3 | 0 | 0 | 0 | 0 |
| NFL TOTALS | | 10 | 0 | 2 | 1 | 1 | 0 | 0 | 0.0 | 0.0 | 0 | 0 | 0 | 0 | 0 | 0 | 0 | 0 | 0 | 0 | 0 | 0 | 3 | 0 | 3 | 0 | 0 | 0 | 0 | |

SINGLE-GAME HIGHS: DEFENSIVE


Total Tackles 2 vs. Atlanta Falcons, Nov 17, 2024
Solo Tackles 1 vs. Atlanta Falcons, Nov 17, 2024

Special Teams Tackles 2 at New Orleans Saints, Oct 17, 2024

2024 GAME-BY-GAME REGULAR-SEASON STATISTICS (BRONCOS)

| DATE | OPPONENT | P/S | TACKLES | | | | | | | INTERCEPTIONS | | | | | O. FUMB | | | | ST | | | | MISC | | SCO RE | | | | | | |
|--------------------|---------------|-------------|------------------|----------|----------|----------|----------|----------|----------|---------------|----------|----------|----------|----------|----------|----------|----------|----------|----------|----------|----------|----------|----------|----------|----------|----------|----------|----------|----------|------------|-------|
| | | | TK | S | A | SK | YDS | TFL | YDS | QBH | NO | YDS | LG | TD | PD | FF | FR | TD | YDS | TK | S | A | FF | FR | | S | A | W/L | | | |
| 09/08 | at Seahawks | | PRACTICE SQUAD | | | | | | | | | | | | | | | | | | | | | | | | L | 20-26 | | | |
| 09/15 | Steelers | | PRACTICE SQUAD | | | | | | | | | | | | | | | | | | | | | | | | L | 6-13 | | | |
| 09/22 | at Buccaneers | | PRACTICE SQUAD | | | | | | | | | | | | | | | | | | | | | | | | W | 26-7 | | | |
| 09/29 | at Jets | P | 0 | 0 | 0 | 0 | 0 | 0 | 0 | 0 | 0 | 0 | 0 | 0 | 0 | 0 | 0 | 0 | 0 | 0 | 0 | 0 | 0 | 0 | 0 | 0 | 0 | 0 | 0 | W | 10-9 |
| 10/06 | Raiders | P | 0 | 0 | 0 | 0 | 0 | 0 | 0 | 0 | 0 | 0 | 0 | 0 | 0 | 0 | 0 | 0 | 0 | 0 | 0 | 0 | 0 | 0 | 0 | 0 | 0 | 0 | 0 | W | 34-18 |
| 10/13 | Chargers | P | 0 | 0 | 0 | 0 | 0 | 0 | 0 | 0 | 0 | 0 | 0 | 0 | 0 | 0 | 0 | 0 | 0 | 0 | 0 | 0 | 0 | 0 | 0 | 0 | 0 | 0 | L | 16-23 | |
| 10/17 | at Saints | P | 0 | 0 | 0 | 0 | 0 | 0 | 0 | 0 | 0 | 0 | 0 | 0 | 0 | 0 | 0 | 0 | 0 | 0 | 0 | 0 | 0 | 0 | 0 | 0 | 0 | 0 | W | 33-10 | |
| 10/27 | Panthers | P | 0 | 0 | 0 | 0 | 0 | 0 | 0 | 0 | 0 | 0 | 0 | 0 | 0 | 0 | 0 | 0 | 0 | 0 | 0 | 0 | 0 | 0 | 0 | 0 | 0 | 0 | W | 28-14 | |
| 11/03 | at Ravens | P | 0 | 0 | 0 | 0 | 0 | 0 | 0 | 0 | 0 | 0 | 0 | 0 | 0 | 0 | 0 | 0 | 0 | 0 | 0 | 0 | 0 | 0 | 0 | 0 | 0 | L | 10-41 | | |
| 11/10 | at Chiefs | P | 0 | 0 | 0 | 0 | 0 | 0 | 0 | 0 | 0 | 0 | 0 | 0 | 0 | 0 | 0 | 0 | 0 | 0 | 0 | 0 | 0 | 0 | 0 | 0 | 0 | L | 14-16 | | |
| 11/17 | Falcons | P | 2 | 1 | 1 | 0 | 0 | 0 | 0 | 0 | 0 | 0 | 0 | 0 | 0 | 0 | 0 | 0 | 0 | 0 | 0 | 0 | 0 | 0 | 0 | 0 | 0 | W | 38-6 | | |
| 11/24 | at Raiders | P | 0 | 0 | 0 | 0 | 0 | 0 | 0 | 0 | 0 | 0 | 0 | 0 | 0 | 0 | 0 | 0 | 0 | 0 | 0 | 0 | 0 | 0 | 0 | 0 | 0 | W | 29-19 | | |
| 12/02 | Browns | P | 0 | 0 | 0 | 0 | 0 | 0 | 0 | 0 | 0 | 0 | 0 | 0 | 0 | 0 | 0 | 0 | 0 | 0 | 0 | 0 | 0 | 0 | 0 | 0 | 0 | W | 41-32 | | |
| 12/15 | Colts | | ON INACTIVE LIST | | | | | | | | | | | | | | | | | | | | | | | | W | 31-13 | | | |
| 2024 TOTALS | | 10-0 | 2 | 1 | 1 | 0 | 0 | 0 | 0 | 0 | 0 | 0 | 0 | 0 | 0 | 0 | 0 | 0 | 0 | 0 | 0 | 0 | 0 | 0 | 0 | 0 | 0 | 0 | 0 | 9-5 | |





55 ILB



CODY
BARTON

HEIGHT/WEIGHT: 6-2 / 237

COLLEGE: Utah

BIRTHDAY: Nov. 13, 1996

BORN: Salt Lake City

NFL EXPERIENCE: 6th YR

BRONCOS EXPERIENCE: 1st YR

GP/GS: 92/40

ACQUIRED: UFA (Was.)-'24

AT A GLANCE

- A sixth-year inside linebacker who has appeared in 92 games (40 starts) with Seattle (2019-22), Washington (2023) and Denver (2024), tallying 403 tackles (221 solo), 3.5 sacks (10.5 yds.), five interceptions (134 yds.), 13 passes defended, three forced fumbles, three fumble recoveries and one fumble return touchdown (52 yds).
- Appeared in four postseason games (3 starts) with Seattle (2019-20, '22), combining for 17 tackles (8 solo), one sack (1 yd.) and three passes defended.
- Started all 13 games played in 2023 in Washington, totaling 121 tackles (67 solo), one interception (52 yds.), one pass defended and one fumble recovery.
- Started 11-of-17 games in his final season in Seattle in 2022, recording career highs with 133 tackles (81 solo), two sacks (8 yds.), two interceptions (11 yds.) and six passes defended.
- Played in 16 games (2 starts) in 2019 after being drafted in the third round (88th overall) by Seattle, totaling 17 tackles (5 solo), one pass defended and one fumble recovery.
- Totaled 234 tackles (131 solo), nine sacks (53 yds.), one interception (7 yds.), 11 passes defended, one forced fumble and three fumble recoveries in 50 games (23 starts) at the University of Utah (2015-18).
- Earned honorable mention All-Pac 12 in 2018 after starting all 14 games and leading the team with 116 tackles (68 solo) along with four sacks (24 yds.), one interception (7 yds.), seven passes defended and one forced fumble.
- Selected by the Seahawks in the third round (88th overall) of the 2019 NFL Draft.
- Signed by the Broncos as an unrestricted free agent on March 18, 2024.

2024: Barton has appeared in 14 games for the Broncos (11 starts), totaling 88 tackles (39 solo), 1.5 sacks (2.5 yds.), two interceptions (71 yds.), four passes defended, one forced fumble and one fumble recovery (52 yds., 1 TD)... Made his Broncos debut and tallied two tackles including a TFL at Sea. (9/8)... Recorded six tackles (3 solo) vs. Pit. (9/15)... Made his first start for the Broncos and led the team with 10 tackles (4 solo) at NYJ... Marked his first double-digit tackle performance for Denver... Tallied seven solo tackles vs. L.V. (10/6)... Recorded eight tackles (1 solo) vs. LAC (10/13)... Totaled eight tackles (6 solo), one sack, one pass defended, one forced fumble and one fumble recovery (forced by CB Ja'Quan McMillian), returning it in the fourth quarter for a 52-yard touchdown, the first of his career, at N.O. (10/17)... Named AFC Defensive Player of the Week for his performance in Week 7... Nabbed seven tackles (1 solo) at Bal. (11/3)... Recorded eight tackles (1 solo) at K.C. (11/10)... Notched four tackles (3 solo) and a third-quarter interception of Falcons QB Kirk Cousins (15 yds.) vs. Atl. (11/17)... Registered a team-high (tied) six tackles (5 solo), a half sack for 2.5 yds. (split with OLB Jonathon Cooper) and a pass defended at L.V. (11/24)... Led the team with eight tackles (5 solo) and recorded his second interception on the year, returning a Browns QB Jameis Winston pass 56 yds. to seal the victory vs. Cle (12/2)... Recorded eight tackles (4 solo) vs. Ind. (12/15).

2023: Barton started all 13 games played in his lone season in Washington, totaling 121 tackles (67 solo), one interception (52 yds.), one pass defended and one fumble recovery... Made five tackles (3 solo) in his Commanders debut vs. Ari. (9/10)... Recovered one fumble and notched 10 tackles (4 solo) at Den. (9/17)... Tallied 13 tackles (7 solo) vs. Buf. (9/24)... Recorded a career-high 15 tackles (5 solo) and one tackle for loss at Atl. (10/15)... Made 11 tackles (5 solo) vs. Mia. (12/3) to start a streak of four consecutive games with double-digit tackles... Logged 13 tackles (5 solo) at LAR (12/17)... Intercepted one pass and returned it 52 yards along with making 10 tackles (7 solo) at NYJ (12/24)... Posted 12 tackles (9 solo) vs. S.F. (12/31).

2022: Barton started 11-of-17 games in his final season in Seattle, recording career highs with 133 tackles (81 solo), two sacks (8 yds.), two interceptions (11 yds.) and six passes defended... Recorded his first career sack along with 10 tackles (8 solo) in the season opener vs. Den. (9/12)... Posted his second-consecutive double-digit tackle game at S.F. (9/18), finishing with 11 tackles (4 solo)... Broke up one pass and made seven tackles (4 solo) at Det. (10/2)... Logged 12 tackles (7 solo) at N.O. (10/9)... Finished with five tackles (3 solo) and one pass defended vs. NYG (10/30)... Recorded his first career interception—returning it one yard—in addition to registering nine tackles (7 solo) at T.B. (11/13)... Made eight tackles and broke up one pass vs. L.V. (11/27)... Returned an interception 10 yards and also recorded seven tackles (4 solo) at LAR





(12/4)... Registered a season-high 14 tackles (6 solo) vs. Car. (12/11)... Made 10 tackles (6 solo) vs. S.F. (12/15)... Logged one pass defended and seven tackles (6 solo) vs. LAR (1/8)... Started the NFC Wild Card Game at S.F. (1/14), totaling nine tackles (4 solo) and one pass defended.

2021: Barton registered 25 tackles (14 solo) and one pass defended in 16 games (1 start)... Notched five tackles (1 solo) and one quarterback hit at Min. (9/26)... Broke up one pass and made seven tackles (5 solo) vs. Det. (1/2)... Registered a season-high 11 tackles (7 solo) in the season finale at Ari. (1/9).

2020: Barton appeared in 16 games (2 starts) and made 19 tackles (11 solo) in addition to forcing two fumbles... Tallied 14 tackles (9 solo) in his second start of the season vs. Min. (10/11)... Appeared in the NFC Wild Card Game vs. LAR (1/9).

2019: Barton played in 16 games (2 starts) after being drafted in the third round (88th overall) by Seattle, totaling 17 tackles (5 solo), one pass defended and one fumble recovery... Also made six special-teams tackles on 315 special-teams snaps... Started two games in the postseason, combining for eight tackles (4 solo), one sack (1 yd.) and two passes defended... Made his NFL debut in Week 1 vs. Cin. (9/8)... Recorded his first career defensive tackle at Atl. (10/27)... Broke up one pass and made four tackles (1 solo) in his first career start at LAR (12/8)... Recorded his first career double-digit tackle performance in his second consecutive start at Car. (12/15), finishing with 10 tackles (3 solo)... Produced five tackles (4 solo), one sack (1 yds.) and broke up two passes in his first career postseason game in the NFC Wild Card Round at Phi. (1/5)... Also assisted one three tackles in the NFC Divisional Round at G.B. (1/12).

COLLEGE: Barton was a four-year letterman at the University of Utah (2015-18), where he played in 50 games (23 starts)... Totaled 234 tackles (131 solo), nine sacks (53 yds.), one interception (7 yds.), 11 passes defended, one forced fumble and three fumble recoveries... Earned honorable mention All-Pac 12 in 2018 after starting all 14 games and leading the team with 116 tackles (68 solo) along with four sacks (24 yds.), one interception (7 yds.), seven passes defended and one forced fumble... Started 4-of-13 games played in 2017, where he totaled 45 tackles (23 solo), four sacks (27 yds.), one pass defended and three fumble recoveries... Finished the 2016 season with 66 tackles (37 solo), one sack (2 yds.) and three passes defended in 11 games (5 starts).

PERSONAL: Barton attended Brighton High School in Cottonwood Heights, Utah, where he was named first-team all-state during his senior season as a defensive back by the Salt Lake Tribune and Deseret News... As a senior, totaled 72 tackles and three interceptions while also catching 27 passes for 334 yards with two scores... Cody Barton was born on Nov. 13, 1996 in Salt Lake City.

Transactions

Signed by Seattle as a draft choice 6/10/19; Signed by Washington 3/13/23; Signed by Denver 3/18/24.

REGULAR SEASON COMPARISON: DEFENSIVE - LOS ANGELES CHARGERS

| DATE | OPP | W/L | GP/GS | TACKLES | | | | | | | | MISC | | | | |
|---------------|-------------|------------|------------|-----------|----------|----------|------------|------------|----------|----------|----------|----------|----------|----------|----------|----------|
| | | | | TOT | SOLO | ASST | SACK | YDS. | INT | TFL | PD | QBH | TD | FF | FR | |
| 10/23/22 | SEA @ LAC | W | P | 4 | 4 | 0 | 0.0 | 0.0 | 0 | 0 | 0 | 0 | 0 | 0 | 0 | 0 |
| 10/13/24 | DEN vs. LAC | L | S | 8 | 1 | 7 | 0.0 | 0.0 | 0 | 0 | 0 | 0 | 0 | 0 | 0 | 0 |
| TOTALS | | 1/1 | 2/1 | 12 | 5 | 7 | 0.0 | 0.0 | 0 | 0 | 0 | 0 | 0 | 0 | 0 | 0 |

Cody Barton's NFL Regular Season Defensive Statistics

| DATE | TEAM | GP | GS | TACKLES | | | | | | | | INTERCEPTIONS | | | | | O. FUMB | | | | ST | | | | MISC | | | |
|-------------------|------------|-----------|-----------|------------|------------|------------|----------|-----------|------------|-------------|----------|---------------|------------|-----------|----------|-----------|----------|----------|----------|-----------|-----------|-----------|----------|----------|----------|----------|----------|---|
| | | | | TK | S | A | TFL | YDS | SK | YDS | QBH | NO | YDS | LG | TD | PD | FF | FR | TD | YDS | TK | S | A | FF | FR | S | A | |
| 2019 | Seahawks | 16 | 2 | 17 | 5 | 12 | 0 | 0 | 0.0 | 0.0 | 1 | 0 | 0 | 0 | 0 | 1 | 0 | 0 | 0 | 0 | 0 | 6 | 4 | 2 | 0 | 1 | 0 | 0 |
| 2020 | Seahawks | 16 | 2 | 19 | 11 | 8 | 0 | 0 | 0.0 | 0.0 | 0 | 0 | 0 | 0 | 0 | 0 | 0 | 0 | 0 | 0 | 0 | 16 | 13 | 3 | 2 | 0 | 0 | 0 |
| 2021 | Seahawks | 16 | 1 | 25 | 14 | 11 | 1 | 0 | 0.0 | 0.0 | 2 | 0 | 0 | 0 | 0 | 1 | 0 | 0 | 0 | 0 | 0 | 12 | 9 | 3 | 0 | 0 | 0 | 0 |
| 2022 | Seahawks | 17 | 11 | 133 | 81 | 52 | 4 | 12 | 2.0 | 8.0 | 2 | 2 | 11 | 10 | 0 | 6 | 0 | 0 | 0 | 0 | 0 | 3 | 3 | 0 | 0 | 0 | 0 | 0 |
| 2023 | Commanders | 13 | 13 | 121 | 67 | 54 | 3 | 7 | 0.0 | 0.0 | 2 | 1 | 52 | 52 | 0 | 1 | 0 | 1 | 0 | 0 | 5 | 0 | 0 | 0 | 0 | 0 | 0 | 0 |
| 2024 | Broncos | 14 | 11 | 88 | 43 | 45 | 1 | 4 | 1.5 | 2.5 | 2 | 2 | 71 | 56 | 0 | 4 | 1 | 1 | 1 | 1 | 52 | 2 | 1 | 1 | 0 | 0 | 0 | 0 |
| NFL TOTALS | | 92 | 40 | 403 | 221 | 182 | 9 | 23 | 3.5 | 10.5 | 9 | 5 | 134 | 56 | 0 | 13 | 1 | 2 | 1 | 57 | 39 | 30 | 9 | 2 | 1 | 0 | 0 | |





Cody Barton's NFL Postseason Defensive Statistics

| DATE | TEAM | GP | GS | TACKLES | | | | | | | INTERCEPTIONS | | | | | O. FUMB | | | ST | | | | MISC | | | | | | | |
|-------------------|----------|----------|----------|-----------|----------|----------|----------|----------|------------|------------|---------------|----------|----------|----------|----------|----------|----------|----------|----------|----------|----------|----------|----------|----------|----------|----------|----------|----------|----------|----------|
| | | | | TK | S | A | TFL | YDS | SK | YDS | QBH | NO | YDS | LG | TD | PD | FF | FR | TD | YDS | TK | S | A | FF | FR | S | A | | | |
| 2019 | Seahawks | 2 | 2 | 8 | 4 | 4 | 1 | 1 | 1.0 | 1.0 | 1 | 0 | 0 | 0 | 0 | 2 | 0 | 0 | 0 | 0 | 0 | 0 | 0 | 0 | 0 | 0 | 0 | 0 | 0 | 0 |
| 2020 | Seahawks | 1 | 0 | 0 | 0 | 0 | 0 | 0 | 0.0 | 0.0 | 0 | 0 | 0 | 0 | 0 | 0 | 0 | 0 | 0 | 0 | 0 | 0 | 0 | 0 | 0 | 0 | 0 | 0 | 0 | 0 |
| 2022 | Seahawks | 1 | 1 | 9 | 4 | 5 | 1 | 1 | 0.0 | 0.0 | 0 | 0 | 0 | 0 | 0 | 1 | 0 | 0 | 0 | 0 | 0 | 0 | 0 | 0 | 0 | 0 | 0 | 0 | 0 | 0 |
| NFL TOTALS | | 4 | 3 | 17 | 8 | 9 | 2 | 2 | 1.0 | 1.0 | 1 | 0 | 0 | 0 | 0 | 3 | 0 | 0 | 0 | 0 | 0 | 1 | 1 | 0 | 0 | 0 | 0 | 0 | 0 | 0 |

SINGLE-GAME HIGHS: DEFENSIVE

| | |
|---|--|
| <p>Total Tackles 15 at Atlanta Falcons, Oct 15, 2023 14 vs. Carolina Panthers, Dec 11, 2022 14 vs. Minnesota Vikings, Oct 11, 2020 13 at Los Angeles Rams, Dec 17, 2023 13 vs. Buffalo Bills, Sep 24, 2023</p> <p>Solo Tackles 9 vs. San Francisco 49ers, Dec 31, 2023 9 vs. Minnesota Vikings, Oct 11, 2020 8 at Philadelphia Eagles, Oct 01, 2023 8 vs. Las Vegas Raiders, Nov 27, 2022 ...1 more at 8.</p> <p>Sacks 1.0 at New Orleans Saints, Oct 17, 2024 1.0 vs. New York Giants, Oct 30, 2022 1.0 vs. Denver Broncos, Sep 12, 2022 0.5 at Las Vegas Raiders, Nov 24, 2024</p> <p>Passes Defensed 1 vs. Cleveland Browns, Dec 02, 2024 1 at Las Vegas Raiders, Nov 24, 2024 1 vs. Atlanta Falcons, Nov 17, 2024 ...10 more at 1.</p> <p>Forced Fumbles 1 at New Orleans Saints, Oct 17, 2024</p> <p>Fumble Recoveries 1 at New Orleans Saints, Oct 17, 2024 1 at Denver Broncos, Sep 17, 2023</p> <p>Tackles For Loss 2 vs. Denver Broncos, Sep 12, 2022 1 at Seattle Seahawks, Sep 08, 2024 1 vs. San Francisco 49ers, Dec 31, 2023 1 at Dallas Cowboys, Nov 23, 2023 ...4 more at 1.</p> | <p>Interceptions 1 vs. Cleveland Browns, Dec 02, 2024 1 vs. Atlanta Falcons, Nov 17, 2024 1 at New York Jets, Dec 24, 2023 ...2 more at 1.</p> <p>Interception Return Yards 56 vs. Cleveland Browns, Dec 02, 2024 52 at New York Jets, Dec 24, 2023 15 vs. Atlanta Falcons, Nov 17, 2024 10 at Los Angeles Rams, Dec 04, 2022 1 at Tampa Bay Buccaneers, Nov 13, 2022</p> <p>Special Teams Tackles 3 at San Francisco 49ers, Jan 03, 2021 2 vs. Chicago Bears, Dec 26, 2021 2 at Pittsburgh Steelers, Oct 17, 2021 2 at San Francisco 49ers, Oct 03, 2021 ...5 more at 2.</p> <p>Special Teams Forced Fumbles 1 vs. Los Angeles Rams, Dec 27, 2020 1 vs. San Francisco 49ers, Nov 01, 2020</p> <p>Special Teams Fumble Recoveries 1 vs. New Orleans Saints, Sep 22, 2019</p> <p>Longest Opp Fumble Return 52 at New Orleans Saints, Oct 17, 2024 5 at Denver Broncos, Sep 17, 2023</p> |
|---|--|

SINGLE-GAME HIGHS - POSTSEASON: DEFENSIVE

| | |
|--|---|
| <p>Total Tackles 9 at San Francisco 49ers, Jan 14, 2023 5 at Philadelphia Eagles, Jan 05, 2020 3 at Green Bay Packers, Jan 12, 2020</p> <p>Solo Tackles 4 at San Francisco 49ers, Jan 14, 2023 4 at Philadelphia Eagles, Jan 05, 2020</p> <p>Sacks 1.0 at Philadelphia Eagles, Jan 05, 2020</p> | <p>Passes Defensed 2 at Philadelphia Eagles, Jan 05, 2020 1 at San Francisco 49ers, Jan 14, 2023</p> <p>Tackles For Loss 1 at San Francisco 49ers, Jan 14, 2023 1 at Philadelphia Eagles, Jan 05, 2020</p> <p>Special Teams Tackles 1 vs. Los Angeles Rams, Jan 09, 2021</p> |
|--|---|





2023 GAME-BY-GAME REGULAR-SEASON STATISTICS (COMMANDERS)

| DATE | OPPONENT | P/S | TACKLES | | | | | | | INTERCEPTIONS | | | | | O. FUMB | | | | ST | | | | MISC | | | SCORE | | | |
|--------------------|-------------|--------------|-----------------|-----------|-----------|------------|------------|----------|----------|---------------|----------|-----------|-----------|----------|----------|----------|----------|----------|----------|----------|----------|----------|----------|----------|----------|-------------|------------|-------|-------|
| | | | TK | S | A | SK | YDS | TFL | YDS | QBH | NO | YDS | LG | TD | PD | FF | FR | TD | YDS | TK | S | A | FF | FR | S | | A | W/L | |
| 09/10 | Cardinals | S | 5 | 3 | 2 | 0.0 | 0.0 | 0 | 0 | 0 | 0 | 0 | 0 | 0 | 0 | 0 | 0 | 0 | 0 | 0 | 0 | 0 | 0 | 0 | 0 | 0 | 0 | W | 20-16 |
| 09/17 | at Broncos | S | 10 | 4 | 6 | 0.0 | 0.0 | 0 | 0 | 2 | 0 | 0 | 0 | 0 | 0 | 1 | 0 | 5 | 0 | 0 | 0 | 0 | 0 | 0 | 0 | 0 | W | 35-33 | |
| 09/24 | Bills | S | 13 | 7 | 6 | 0.0 | 0.0 | 0 | 0 | 0 | 0 | 0 | 0 | 0 | 0 | 0 | 0 | 0 | 0 | 0 | 0 | 0 | 0 | 0 | 0 | L | 3-37 | | |
| 10/01 | at Eagles | S | 9 | 8 | 1 | 0.0 | 0.0 | 0 | 0 | 0 | 0 | 0 | 0 | 0 | 0 | 0 | 0 | 0 | 0 | 0 | 0 | 0 | 0 | 0 | 0 | L | 31-34 + | | |
| 10/05 | Bears | S | 8 | 5 | 3 | 0.0 | 0.0 | 0 | 0 | 0 | 0 | 0 | 0 | 0 | 0 | 0 | 0 | 0 | 0 | 0 | 0 | 0 | 0 | 0 | 0 | L | 20-40 | | |
| 10/15 | at Falcons | S | 15 | 5 | 10 | 0.0 | 0.0 | 1 | 0 | 0 | 0 | 0 | 0 | 0 | 0 | 0 | 0 | 0 | 0 | 0 | 0 | 0 | 0 | 0 | 0 | W | 24-16 | | |
| 10/22 | at Giants | S | 1 | 1 | 0 | 0.0 | 0.0 | 0 | 0 | 0 | 0 | 0 | 0 | 0 | 0 | 0 | 0 | 0 | 0 | 0 | 0 | 0 | 0 | 0 | 0 | L | 7-14 | | |
| 10/29 | Eagles | | INJURED RESERVE | | | | | | | | | | | | | | | | L | 31-38 | | | | | | | | | |
| 11/05 | at Patriots | | INJURED RESERVE | | | | | | | | | | | | | | | | W | 20-17 | | | | | | | | | |
| 11/12 | at Seahawks | | INJURED RESERVE | | | | | | | | | | | | | | | | L | 26-29 | | | | | | | | | |
| 11/19 | Giants | | INJURED RESERVE | | | | | | | | | | | | | | | | L | 19-31 | | | | | | | | | |
| 11/23 | at Cowboys | S | 6 | 4 | 2 | 0.0 | 0.0 | 1 | 5 | 0 | 0 | 0 | 0 | 0 | 0 | 0 | 0 | 0 | 0 | 0 | 0 | 0 | 0 | 0 | 0 | L | 10-45 | | |
| 12/03 | Dolphins | S | 11 | 5 | 6 | 0.0 | 0.0 | 0 | 0 | 0 | 0 | 0 | 0 | 0 | 0 | 0 | 0 | 0 | 0 | 0 | 0 | 0 | 0 | 0 | 0 | L | 15-45 | | |
| 12/17 | at Rams | S | 13 | 5 | 8 | 0.0 | 0.0 | 0 | 0 | 0 | 0 | 0 | 0 | 0 | 0 | 0 | 0 | 0 | 0 | 0 | 0 | 0 | 0 | 0 | 0 | L | 20-28 | | |
| 12/24 | at Jets | S | 10 | 7 | 3 | 0.0 | 0.0 | 0 | 0 | 0 | 1 | 52 | 52 | 0 | 1 | 0 | 0 | 0 | 0 | 0 | 0 | 0 | 0 | 0 | 0 | L | 28-30 | | |
| 12/31 | 49ers | S | 12 | 9 | 3 | 0.0 | 0.0 | 1 | 2 | 0 | 0 | 0 | 0 | 0 | 0 | 0 | 0 | 0 | 0 | 0 | 0 | 0 | 0 | 0 | 0 | L | 10-27 | | |
| 01/07 | Cowboys | S | 8 | 4 | 4 | 0.0 | 0.0 | 0 | 0 | 0 | 0 | 0 | 0 | 0 | 0 | 0 | 0 | 0 | 0 | 0 | 0 | 0 | 0 | 0 | 0 | L | 10-38 | | |
| 2023 TOTALS | | 13-13 | 121 | 67 | 54 | 0.0 | 0.0 | 3 | 7 | 2 | 1 | 52 | 52 | 0 | 1 | 0 | 1 | 0 | 5 | 0 | 0 | 0 | 0 | 0 | 0 | 4-13 | | | |

+ - Overtime

2024 GAME-BY-GAME REGULAR-SEASON STATISTICS (BRONCOS)

| DATE | OPPONENT | P/S | TACKLES | | | | | | | INTERCEPTIONS | | | | | O. FUMB | | | | ST | | | | MISC | | | SCORE | |
|--------------------|---------------|--------------|-----------|-----------|-----------|------------|------------|----------|----------|---------------|----------|-----------|-----------|----------|----------|----------|----------|----------|-----------|----------|----------|----------|----------|----------|----------|------------|-------|
| | | | TK | S | A | SK | YDS | TFL | YDS | QBH | NO | YDS | LG | TD | PD | FF | FR | TD | YDS | TK | S | A | FF | FR | S | | A |
| 09/08 | at Seahawks | P | 2 | 2 | 0 | 0.0 | 0.0 | 1 | 4 | 0 | 0 | 0 | 0 | 0 | 0 | 0 | 0 | 0 | 0 | 0 | 0 | 0 | 0 | 0 | 0 | L | 20-26 |
| 09/15 | Steelers | P | 6 | 3 | 3 | 0.0 | 0.0 | 0 | 0 | 0 | 0 | 0 | 0 | 0 | 0 | 0 | 0 | 0 | 1 | 0 | 1 | 0 | 0 | 0 | 0 | L | 6-13 |
| 09/22 | at Buccaneers | P | 4 | 0 | 4 | 0.0 | 0.0 | 0 | 0 | 0 | 0 | 0 | 0 | 0 | 0 | 0 | 0 | 0 | 0 | 0 | 0 | 0 | 0 | 0 | 0 | W | 26-7 |
| 09/29 | at Jets | S | 10 | 4 | 6 | 0.0 | 0.0 | 0 | 0 | 0 | 0 | 0 | 0 | 0 | 0 | 0 | 0 | 0 | 0 | 0 | 0 | 0 | 0 | 0 | 0 | W | 10-9 |
| 10/06 | Raiders | S | 7 | 7 | 0 | 0.0 | 0.0 | 0 | 0 | 0 | 0 | 0 | 0 | 0 | 0 | 0 | 0 | 0 | 0 | 0 | 0 | 0 | 0 | 0 | 0 | W | 34-18 |
| 10/13 | Chargers | S | 8 | 1 | 7 | 0.0 | 0.0 | 0 | 0 | 0 | 0 | 0 | 0 | 0 | 0 | 0 | 0 | 0 | 0 | 0 | 0 | 0 | 0 | 0 | 0 | L | 16-23 |
| 10/17 | at Saints | S | 8 | 6 | 2 | 1.0 | 0.0 | 0 | 0 | 1 | 0 | 0 | 0 | 0 | 1 | 1 | 1 | 52 | 0 | 0 | 0 | 0 | 0 | 0 | 0 | W | 33-10 |
| 10/27 | Panthers | S | 2 | 1 | 1 | 0.0 | 0.0 | 0 | 0 | 0 | 0 | 0 | 0 | 0 | 0 | 0 | 0 | 0 | 0 | 0 | 0 | 0 | 0 | 0 | 0 | W | 28-14 |
| 11/03 | at Ravens | S | 7 | 1 | 6 | 0.0 | 0.0 | 0 | 0 | 0 | 0 | 0 | 0 | 0 | 0 | 0 | 0 | 0 | 0 | 0 | 0 | 0 | 0 | 0 | 0 | L | 10-41 |
| 11/10 | at Chiefs | S | 8 | 1 | 7 | 0.0 | 0.0 | 0 | 0 | 0 | 0 | 0 | 0 | 0 | 0 | 0 | 0 | 0 | 1 | 1 | 0 | 0 | 0 | 0 | 0 | L | 14-16 |
| 11/17 | Falcons | S | 4 | 3 | 1 | 0.0 | 0.0 | 0 | 0 | 0 | 1 | 15 | 15 | 0 | 1 | 0 | 0 | 0 | 0 | 0 | 0 | 0 | 0 | 0 | 0 | W | 38-6 |
| 11/24 | at Raiders | S | 6 | 5 | 1 | 0.5 | 2.5 | 0 | 0 | 1 | 0 | 0 | 0 | 0 | 1 | 0 | 0 | 0 | 0 | 0 | 0 | 0 | 0 | 0 | 0 | W | 29-19 |
| 12/02 | Browns | S | 8 | 5 | 3 | 0.0 | 0.0 | 0 | 0 | 0 | 1 | 56 | 56 | 0 | 1 | 0 | 0 | 0 | 0 | 0 | 0 | 0 | 0 | 0 | 0 | W | 41-32 |
| 12/15 | Colts | S | 8 | 4 | 4 | 0.0 | 0.0 | 0 | 0 | 0 | 0 | 0 | 0 | 0 | 0 | 0 | 0 | 0 | 0 | 0 | 0 | 0 | 0 | 0 | 0 | W | 31-13 |
| 2024 TOTALS | | 14-11 | 88 | 43 | 45 | 1.5 | 2.5 | 1 | 4 | 2 | 2 | 71 | 56 | 0 | 4 | 1 | 1 | 1 | 52 | 2 | 1 | 0 | 0 | 0 | 0 | 9-5 | |





2019 GAME-BY-GAME POSTSEASON STATISTICS (SEAHAWKS)

| DATE | OPPONENT | P/S | TACKLES | | | | | | INTERCEPTIONS | | | | O. FUMB | | | | ST | | | MISC | | | SCORE | | | | | | |
|--------------------|------------|------------|----------|----------|----------|------------|------------|----------|---------------|----------|----------|----------|----------|----------|----------|----------|----------|----------|----------|----------|----------|----------|----------|----------|----------|----------|------------|-------|------|
| | | | TK | S | A | SK | YDS | TFL | YDS | QBH | NO | YDS | LG | TD | PD | FF | FR | TD | YDS | TK | S | A | | FF | FR | S | A | W/L | |
| 01/05 | at Eagles | S | 5 | 4 | 1 | 1.0 | 1.0 | 1 | 1 | 1 | 0 | 0 | 0 | 0 | 2 | 0 | 0 | 0 | 0 | 0 | 0 | 0 | 0 | 0 | 0 | 0 | 0 | W | 17-9 |
| 01/12 | at Packers | S | 3 | 0 | 3 | 0.0 | 0.0 | 0 | 0 | 0 | 0 | 0 | 0 | 0 | 0 | 0 | 0 | 0 | 0 | 0 | 0 | 0 | 0 | 0 | 0 | 0 | L | 23-28 | |
| 2019 TOTALS | | 2-2 | 8 | 4 | 4 | 1.0 | 1.0 | 1 | 1 | 1 | 0 | 0 | 0 | 0 | 2 | 0 | 0 | 0 | 0 | 0 | 0 | 0 | 0 | 0 | 0 | 0 | 1-1 | | |

2020 GAME-BY-GAME POSTSEASON STATISTICS (SEAHAWKS)

| DATE | OPPONENT | P/S | TACKLES | | | | | | INTERCEPTIONS | | | | O. FUMB | | | | ST | | | MISC | | | SCORE | | | | | |
|--------------------|----------|------------|----------|----------|----------|------------|------------|----------|---------------|----------|----------|----------|----------|----------|----------|----------|----------|----------|----------|----------|----------|----------|----------|----------|----------|----------|------------|-------|
| | | | TK | S | A | SK | YDS | TFL | YDS | QBH | NO | YDS | LG | TD | PD | FF | FR | TD | YDS | TK | S | A | | FF | FR | S | A | W/L |
| 01/09 | Rams | P | 0 | 0 | 0 | 0.0 | 0.0 | 0 | 0 | 0 | 0 | 0 | 0 | 0 | 0 | 0 | 0 | 0 | 0 | 1 | 1 | 0 | 0 | 0 | 0 | 0 | L | 20-30 |
| 2020 TOTALS | | 1-0 | 0 | 0 | 0 | 0.0 | 0.0 | 0 | 0 | 0 | 0 | 0 | 0 | 0 | 0 | 0 | 0 | 0 | 0 | 1 | 1 | 0 | 0 | 0 | 0 | 0 | 0-1 | |

2022 GAME-BY-GAME POSTSEASON STATISTICS (SEAHAWKS)

| DATE | OPPONENT | P/S | TACKLES | | | | | | INTERCEPTIONS | | | | O. FUMB | | | | ST | | | MISC | | | SCORE | | | | | |
|--------------------|----------|------------|----------|----------|----------|------------|------------|----------|---------------|----------|----------|----------|----------|----------|----------|----------|----------|----------|----------|----------|----------|----------|----------|----------|----------|----------|------------|-------|
| | | | TK | S | A | SK | YDS | TFL | YDS | QBH | NO | YDS | LG | TD | PD | FF | FR | TD | YDS | TK | S | A | | FF | FR | S | A | W/L |
| 01/14 | at 49ers | S | 9 | 4 | 5 | 0.0 | 0.0 | 1 | 1 | 0 | 0 | 0 | 0 | 0 | 1 | 0 | 0 | 0 | 0 | 0 | 0 | 0 | 0 | 0 | 0 | 0 | L | 23-41 |
| 2022 TOTALS | | 1-1 | 9 | 4 | 5 | 0.0 | 0.0 | 1 | 1 | 0 | 0 | 0 | 0 | 0 | 1 | 0 | 0 | 0 | 0 | 0 | 0 | 0 | 0 | 0 | 0 | 0 | 0-1 | |





72 T



GARETT BOLLES

HEIGHT/WEIGHT: 6-5 / 300

COLLEGE: Utah

BIRTHDAY: May. 27, 1992

BORN: Walnut Creek, Calif.

NFL EXPERIENCE: 8th YR

BRONCOS EXPERIENCE: 8th YR

GP/GS: 113/113

ACQUIRED: D1-'17

AT A GLANCE

- An eighth-year left tackle who has started all 113 games played with Denver (2017-24) at left tackle. Has started the fifth-most games by a tackle in team history and the most by a Broncos' left tackle.*
- Garnered his first career All-Pro selection and was named to the Associated Press' All-Pro second team in 2020.*
- Earned PFWA All-Rookie honors in 2017 after becoming the fifth rookie to start every game at left tackle in Broncos history since starting lineups were tracked beginning in 1968.*
- Became the first Bronco in team history to reach 100 career starts at left tackle.*
- Started all 13 games played at left tackle in his only season at the University of Utah in 2016 after beginning his collegiate career at Snow College.*
- Named first-team All-Pac 12 Conference after playing 891 snaps for the Utes during his junior season in 2016.*
- Selected by the Broncos in the first round (20th overall) of the 2017 NFL Draft.*

BOLLES' TROPHY CASE

| | |
|-----------------------|------|
| All-Pro (second-team) | 2020 |
|-----------------------|------|

2024: Bolles made his 100th career start at left tackle for the Broncos in the Week 1 matchup at Sea. (9/8)... He is the first player in team history to reach 100 career starts at left tackle and the sixth tackle in team history to reach the century mark... Tied T Mike Current for the fifth-most starts by a Broncos tackle in team history in the game vs. Car. (10/27).

2023: Bolles started all 17 games at left tackle for Denver, seeing action in every single offensive snap during the season with 1,072 snaps.

2022: Bolles played in 325 offensive snaps in the first five games of the season before being placed on injured reserve (leg) on Oct. 10 for the remainder of the year.

2021: Bolles logged the second-most offensive snaps among Broncos offensive linemen, playing 870 snaps while starting all 14 games he appeared in... Missed Weeks 9-10 and Week 12 due to injury.

2020: Bolles started all 15 games he appeared in, missing only Week 14 at Car. (12/13) due to an illness... Garnered his first career All-Pro selection and was named to the Associated Press' All-Pro second team... Participated in 94.3 percent (1,015-of-1,076) of the offensive snaps.

2019: Bolles started at left tackle in all 16 contests played for the third consecutive season... Participated in all of Denver's offensive snaps (1,025).

2018: Bolles opened all 16 games at left tackle for the second consecutive season... Was the only Broncos offensive lineman to start every game... Helped Denver's offense achieve the second-highest rushing average (4.85) in team history.

2017: Bolles opened all 16 games at left tackle to represent the fifth time in team history a rookie left tackle started every game since starting lineups were tracked beginning in 1968... Earned all-rookie honors from the PFWA... Was the sixth rookie to open the season at left tackle for the Broncos in Week 1 (vs. LAC).

COLLEGE: Bolles earned All-Pac 12 Conference first team honors in his only season with the University of Utah after opening all 13 games played (891 total snaps) at left tackle... Began his collegiate career at Snow College in Ephraim, Utah... Contributed to the Utes averaging close to 30 points per game and helped Utah's rushing offense rank third in the Pac-12 with 214.0 rushing yards per game... Earned NJCAA first-team All-American honors following his sophomore season at Snow College... Named the 2015 Western State Football League Offensive Player of the Year in addition to picking up All-WSFL first team honors... Helped Snow College finish No. 2 in the NJCAA rankings after winning the WSFL championship and Salt City Bowl.

PERSONAL: Bolles played on the offensive and defensive lines at Westlake (Utah) High School... Also competed in lacrosse... Lists Greg and Emily Freeman as guardians after moving in with the Freeman family during high school... Garrett Bolles (pronounced: BOWLS) was born on May 27, 1992, in Walnut Creek, Calif.





BRONCOS LEFT TACKLES TO START EVERY GAME AS A ROOKIE (SINCE 1968)

| Year | Player |
|------|----------------------|
| 1974 | Claudie Minor |
| 1979 | Dave Studdard |
| 1992 | Russell Freeman |
| 2008 | Ryan Clady |
| 2017 | Garett Bolles |

Transactions

Signed by Denver as a draft choice 5/11/17; Re-signed by Denver 11/28/20.

Garett Bolles' NFL Regular Season Statistics

| DATE | TEAM | GP | GS |
|-------------------|---------|------------|------------|
| 2017 | Broncos | 16 | 16 |
| 2018 | Broncos | 16 | 16 |
| 2019 | Broncos | 16 | 16 |
| 2020 | Broncos | 15 | 15 |
| 2021 | Broncos | 14 | 14 |
| 2022 | Broncos | 5 | 5 |
| 2023 | Broncos | 17 | 17 |
| 2024 | Broncos | 14 | 14 |
| NFL TOTALS | | 113 | 113 |

2017 GAME-BY-GAME REGULAR-SEASON STATISTICS (BRONCOS)

| DATE | OPPONENT | P/S | W/L | SCORE |
|--------------------|-------------|--------------|-------------|-------|
| 09/11 | Chargers | S | W | 24-21 |
| 09/17 | Cowboys | S | W | 42-17 |
| 09/24 | at Bills | S | L | 16-26 |
| 10/01 | Raiders | S | W | 16-10 |
| 10/15 | Giants | S | L | 10-23 |
| 10/22 | at Chargers | S | L | 0-21 |
| 10/30 | at Chiefs | S | L | 19-29 |
| 11/05 | at Eagles | S | L | 23-51 |
| 11/12 | Patriots | S | L | 16-41 |
| 11/19 | Bengals | S | L | 17-20 |
| 11/26 | at Raiders | S | L | 14-21 |
| 12/03 | at Dolphins | S | L | 9-35 |
| 12/10 | Jets | S | W | 23-0 |
| 12/14 | at Colts | S | W | 25-13 |
| 12/24 | at Redskins | S | L | 11-27 |
| 12/31 | Chiefs | S | L | 24-27 |
| 2017 TOTALS | | 16-16 | 5-11 | |





2018 GAME-BY-GAME REGULAR-SEASON STATISTICS (BRONCOS)

| DATE | OPPONENT | P/S | W/L | SCORE |
|--------------------|--------------|--------------|-------------|-------|
| 09/09 | Seahawks | S | W | 27-24 |
| 09/16 | Raiders | S | W | 20-19 |
| 09/23 | at Ravens | S | L | 14-27 |
| 10/01 | Chiefs | S | L | 23-27 |
| 10/07 | at Jets | S | L | 16-34 |
| 10/14 | Rams | S | L | 20-23 |
| 10/18 | at Cardinals | S | W | 45-10 |
| 10/28 | at Chiefs | S | L | 23-30 |
| 11/04 | Texans | S | L | 17-19 |
| 11/18 | at Chargers | S | W | 23-22 |
| 11/25 | Steelers | S | W | 24-17 |
| 12/02 | at Bengals | S | W | 24-10 |
| 12/09 | at 49ers | S | L | 14-20 |
| 12/15 | Browns | S | L | 16-17 |
| 12/24 | at Raiders | S | L | 14-27 |
| 12/30 | Chargers | S | L | 9-23 |
| 2018 TOTALS | | 16-16 | 6-10 | |

2019 GAME-BY-GAME REGULAR-SEASON STATISTICS (BRONCOS)

| DATE | OPPONENT | P/S | W/L | SCORE |
|--------------------|-------------|--------------|------------|-------|
| 09/09 | at Raiders | S | L | 16-24 |
| 09/15 | Bears | S | L | 14-16 |
| 09/22 | at Packers | S | L | 16-27 |
| 09/29 | Jaguars | S | L | 24-26 |
| 10/06 | at Chargers | S | W | 20-13 |
| 10/13 | Titans | S | W | 16-0 |
| 10/17 | Chiefs | S | L | 6-30 |
| 10/27 | at Colts | S | L | 13-15 |
| 11/03 | Browns | S | W | 24-19 |
| 11/17 | at Vikings | S | L | 23-27 |
| 11/24 | at Bills | S | L | 3-20 |
| 12/01 | Chargers | S | W | 23-20 |
| 12/08 | at Texans | S | W | 38-24 |
| 12/15 | at Chiefs | S | L | 3-23 |
| 12/22 | Lions | S | W | 27-17 |
| 12/29 | Raiders | S | W | 16-15 |
| 2019 TOTALS | | 16-16 | 7-9 | |





2020 GAME-BY-GAME REGULAR-SEASON STATISTICS (BRONCOS)

| DATE | OPPONENT | P/S | | W/L | SCORE |
|--------------------|-------------|--------------|------------------|-------------|-------|
| 09/14 | Titans | S | | L | 14-16 |
| 09/20 | at Steelers | S | | L | 21-26 |
| 09/27 | Buccaneers | S | | L | 10-28 |
| 10/01 | at Jets | S | | W | 37-28 |
| 10/18 | at Patriots | S | | W | 18-12 |
| 10/25 | Chiefs | S | | L | 16-43 |
| 11/01 | Chargers | S | | W | 31-30 |
| 11/08 | at Falcons | S | | L | 27-34 |
| 11/15 | at Raiders | S | | L | 12-37 |
| 11/22 | Dolphins | S | | W | 20-13 |
| 11/29 | Saints | S | | L | 3-31 |
| 12/06 | at Chiefs | S | | L | 16-22 |
| 12/13 | at Panthers | | ON INACTIVE LIST | W | 32-27 |
| 12/19 | Bills | S | | L | 19-48 |
| 12/27 | at Chargers | S | | L | 16-19 |
| 01/03 | Raiders | S | | L | 31-32 |
| 2020 TOTALS | | 15-15 | | 5-11 | |

2021 GAME-BY-GAME REGULAR-SEASON STATISTICS (BRONCOS)

| DATE | OPPONENT | P/S | | W/L | SCORE |
|--------------------|---------------|--------------|------------------|-------------|-------|
| 09/12 | at Giants | S | | W | 27-13 |
| 09/19 | at Jaguars | S | | W | 23-13 |
| 09/26 | Jets | S | | W | 26-0 |
| 10/03 | Ravens | S | | L | 7-23 |
| 10/10 | at Steelers | S | | L | 19-27 |
| 10/17 | Raiders | S | | L | 24-34 |
| 10/21 | at Browns | S | | L | 14-17 |
| 10/31 | Football Team | S | | W | 17-10 |
| 11/07 | at Cowboys | | ON INACTIVE LIST | W | 30-16 |
| 11/14 | Eagles | | ON INACTIVE LIST | L | 13-30 |
| 11/28 | Chargers | | RESERVE/COVID-19 | W | 28-13 |
| 12/05 | at Chiefs | | RESERVE/COVID-19 | L | 9-22 |
| 12/12 | Lions | | RESERVE/COVID-19 | W | 38-10 |
| 12/19 | Bengals | S | | L | 10-15 |
| 12/26 | at Raiders | S | | L | 13-17 |
| 01/02 | at Chargers | S | | L | 13-34 |
| 01/08 | Chiefs | S | | L | 24-28 |
| 2021 TOTALS | | 12-12 | | 7-10 | |





2022 GAME-BY-GAME REGULAR-SEASON STATISTICS (BRONCOS)

| DATE | OPPONENT | P/S | | W/L | SCORE |
|--------------------|-------------|------------|-----------------|-------------|------------|
| 09/12 | at Seahawks | S | | L | 16-17 |
| 09/18 | Texans | S | | W | 16-9 |
| 09/25 | 49ers | S | | W | 11-10 |
| 10/02 | at Raiders | S | | L | 23-32 |
| 10/06 | Colts | S | | L | 9-12+ |
| 10/17 | at Chargers | | DID NOT PLAY | L | 16-19 + |
| 10/23 | Jets | | INJURED RESERVE | L | 9-16 |
| 10/30 | at Jaguars | | INJURED RESERVE | W | 21-17 |
| 11/13 | at Titans | | INJURED RESERVE | L | 10-17 |
| 11/20 | Raiders | | INJURED RESERVE | L | 16-22 + |
| 11/27 | at Panthers | | INJURED RESERVE | L | 10-23 |
| 12/04 | at Ravens | | INJURED RESERVE | L | 9-10 |
| 12/11 | Chiefs | | INJURED RESERVE | L | 28-34 |
| 12/18 | Cardinals | | INJURED RESERVE | W | 24-15 |
| 12/25 | at Rams | | INJURED RESERVE | L | 14-51 |
| 01/01 | at Chiefs | | INJURED RESERVE | L | 24-27 |
| 01/08 | Chargers | | INJURED RESERVE | W | 31-28 |
| 2022 TOTALS | | 5-5 | | 5-12 | |

+ - Overtime





15 OLB



NIK
BONITTO

HEIGHT/WEIGHT: 6-3 / 240

COLLEGE: Oklahoma

BIRTHDAY: Sep. 26, 1999

BORN: Fort Lauderdale, Fla.

NFL EXPERIENCE: 3rd YR

BRONCOS EXPERIENCE: 3rd YR

GP/GS: 44/17

ACQUIRED: D2-'22

AT A GLANCE

- A third-year outside linebacker who has appeared in 44 games (17 starts) for the Broncos from 2022-24, recording 84 tackles (56 solo), 21.0 sacks (150.5 yds.), one interception (71 yds., 1 TD), five passes defended, four forced fumbles and one fumble recovery (50 yds., 1 TD).
- Made 15 appearances (4 starts) in 2023, recording then-career highs in tackles (30), sacks (8), sack yards (57.5), passes defended (2) and also forced one fumble.
- Posted 13 tackles (5 solo), 1.5 sacks (13.5 yds.) and forced one fumble in his rookie year during the 2022 season.
- Appeared in 39 career games (30 starts) over four seasons at the University of Oklahoma from 2018-21.
- Totaled 117 tackles (68 solo), 18.5 sacks (119 yds.), one interception, seven passes defended, one forced fumble and three fumble recoveries during collegiate career.
- Finished his collegiate career ranked 13th in school history—and third among linebackers—in career sacks (18.5).
- Garnered numerous awards and distinctions following the 2021 season, including Pro Football Focus 2021 Big 12 Defensive Player of the Year, second-team All-Big 12 honors and semifinalist recognition for the Chuck Bednarik Award.
- Started all 12 games played in 2021, recording 39 tackles (23 solo), seven sacks (39 yds.), one pass defended, one forced fumble and three fumble recoveries.
- Registered 32 tackles (18 solo), eight sacks (44 yds.) and two passes defended in 10 games played (all starts) in 2020.
- Appeared in 14 games—starting the final eight—in 2019, posting 43 tackles (25 solo), 3.5 sacks (36 yds.), one interception and four passes defended.
- Played three games and tallied three tackles in 2018 before being redshirted.
- Attended St. Thomas Aquinas High School in Fort Lauderdale, Fla., where he recorded over 140 tackles during his high school career to go along with 17 sacks, two interceptions, two forced fumbles and three fumble recoveries.
- Selected by the Broncos in the second round (64th overall) of the 2022 NFL Draft.

2024: Bonitto has appeared in 14 games (12 starts) for the Broncos, tallying career highs with 41 tackles (28 solo) and 11.5 sacks (79.5 yds.) along with 20 quarterback hits, one interception (71 yds., 1 TD), three passes defended and two forced fumbles and one fumble recovery (50 yds., 1 TD)... Made his first start of the season and logged two solo tackles and a PD, including sacking Buccaneers QB Baker Mayfield to force a turnover on downs in the fourth quarter at T.B. (9/22)... Recorded a sack for the second straight week when he dropped Jets QB Aaron Rodgers (10 yards) to force a punt at NYJ (9/29)... Tallied a sack in third consecutive week when dropped Raiders QB Gardner Minshew for six yards to force a Las Vegas punt vs. L.V. (10/6)... Sacked Chargers QB Justin Herbert (8 yds.) vs. LAC (10/13), his fourth consecutive game with a sack... Recorded fifth consecutive game with a sack, totaling three tackles (1 solo) and one sack (9 yds.) of Saints QB Spencer Rattler at N.O. (10/17)... tallied three tackles (1 solo) and one sack (6 yds.) of Panthers QB Bryce Young vs. Car. (10/27), marking his sixth consecutive game with at least one sack... Became the first Bronco since OLB Von Miller to record at least one sack in six consecutive games, tying for the third-longest streak in franchise history (since at least 1982)... Tallied three tackles and three quarterback hits, including a sack of Chiefs QB Patrick Mahomes (9 yds.) at K.C. (11/10)... Registered seven tackles (4 solo) and his first multi-sack game of the season, dropping Falcons QB Kirk Cousins twice for seven yds. vs. Atl. (11/17), bringing his season total to nine sacks, a new career high... Tallied three tackles (3 solo) and a strip sack (8 yds.) of Raiders QB Desmond Ridder at L.V. (11/25), bringing his season total to 10.0 quarterback takedowns... Became the first Bronco since OLB Bradley Chubb and OLB Von Miller in 2018 to record double-digit sacks in a season... Recorded a sack of Browns QB Jameis Winston (14 yds.) and his first-career interception and interception return touchdown, taking a pick-six back 71 yards for the thie score vs. Cle. (12/2)... Pick-six marked the third longest interception return touchdown by a Broncos linebacker and the longest since Pro Football Hall of Fame LB Randy Gradishar (93 yds. at Cle., 10/5)... Tallied five tackles (3 solo) and a half sack (2.5 yds.) while forcing a fumble on a backwards pass and returning it 50 yds. for a defensive touchdown vs. Ind. (12/15)... Became the second Bronco in team history—and first since Broncos Ring of Fame DB Billy Thompson in 1973—to record a defensive score in back-to-back games... Tied for the third-most sacks in the NFL this season.

2023: Bonitto made 15 appearances (4 starts), recording career highs in tackles (30), sacks (8), sack yards (57.5), passes





defensed (2) and also forced one fumble... Recorded his first sack of the season vs. Was. (9/17), bringing down Commanders QB Sam Howell for an eight-yard loss... Made a career-high six tackles (4 solo) along with two tackles for loss and one quarterback hit at Mia. (9/24)... Set a career-high 2.5 sacks (25 yds.)—including a strip sack on Bears QB Justin Fields that was recovered by OLB Jonathon Cooper for a game-tying score—and made four tackles (3 solo) in the 21-point comeback win at Chi. (10/1)... His strip sack caused the first Broncos' scoop-and-score since S Kareem Jackson's score at Hou. (12/8) in 2019... Totaled 2.0 sacks (10 yds.) along with two solo tackles vs. NYJ (10/8)... Became the first Bronco since OLB Malik Reed in 2020 to record at least 2.0 sacks in back-to-back games... Picked up his first career pass defensed while also registering four quarterback hurries in the win vs. K.C. (10/29)... Batted down one pass, notched 1.5 sacks (6.5 yds.) and also helped DE Zach Allen record a safety in the win vs. Cle. (11/26)... Sacked Raiders QB Aidan O'Connell for an eight-yard loss at L.V. (1/7).

2022: Bonitto appeared in 15 games (1 start) with the Broncos after being drafted in the second round (64th overall) of the 2022 NFL Draft, recording 13 tackles (5 solo), 1.5 sacks (13.5 yds.) and one forced fumble... Made his first career tackle in his NFL debut vs. S.F. (9/25)... Tallied his first career sack vs. NYJ (10/23), bringing down Jets QB Zach Wilson with the help of DL Mike Purcell... Tallied his first strip sack on Jaguars QB Trevor Lawrence and added two solo tackles at Jac. (10/30)... Made his first career start at K.C. (1/1).

COLLEGE: Bonitto totaled 117 tackles (68 solo), 18.5 sacks (119 yds.), one interception, seven passes defensed, one forced fumble and three fumble recoveries during his career at Oklahoma... Awarded All-Big 12 second team honors after starting all 12 games played in 2021, recording 39 tackles (23 solo) seven sacks (39 yds.), one pass defensed, one forced fumble and three fumble recoveries... Was a PFF first team selection and was a second-team Associated Press All American as a junior when he registered 32 tackles (18 solo), eight sacks (44 yds.), and two passes defensed in 10 games played (all starts)... Appeared in all 14 games as a sophomore, starting the final eight... Totaled 43 tackles (25 solo), 3.5 sacks (36 yds.), one interception and four passes defensed.

PERSONAL: Bonitto attended St. Thomas Aquinas High School in Fort Lauderdale, Fla., where he recorded over 140 tackles during his high school career to go along with 17 sacks, two interceptions, two forced fumbles and three fumble recoveries... Touted as ESPN's No. 197 overall recruit in the country and the seventh ranked outside linebacker... Named an Under Armour All-American... Majored in communication at Oklahoma... Nik Bonitto (pronounced: bo-NEE-toe) was born on Sept. 26, 1999 in Fort Lauderdale, Fla.

Transactions

Signed by Denver as a draft choice 5/12/22.

REGULAR SEASON COMPARISON: DEFENSIVE - LOS ANGELES CHARGERS

| DATE | OPP | W/L | GP/GS | TACKLES | | | | | | | | MISC | | | |
|---------------|-------------|-----|------------|------------|----------|----------|----------|------------|------------|----------|----------|----------|----------|----------|----------|
| | | | | TOT | SOLO | ASST | SACK | YDS. | INT | TFL | PD | QBH | TD | FF | FR |
| 10/17/22 | DEN @ LAC | L | P | 1 | 0 | 1 | 0.0 | 0.0 | 0 | 0 | 0 | 0 | 0 | 0 | 0 |
| 1/8/23 | DEN vs. LAC | W | P | 0 | 0 | 0 | 0.0 | 0.0 | 0 | 0 | 0 | 0 | 0 | 0 | 0 |
| 12/10/23 | DEN @ LAC | W | P | 1 | 1 | 0 | 0.0 | 0.0 | 0 | 1 | 0 | 0 | 0 | 0 | 0 |
| 12/31/23 | DEN vs. LAC | W | S | 2 | 2 | 0 | 0.0 | 0.0 | 0 | 1 | 0 | 0 | 0 | 0 | 0 |
| 10/13/24 | DEN vs. LAC | L | S | 1 | 1 | 0 | 1.0 | 8.0 | 0 | 1 | 0 | 2 | 0 | 0 | 0 |
| TOTALS | | | 3/2 | 5/2 | 5 | 4 | 1 | 1.0 | 8.0 | 0 | 3 | 0 | 2 | 0 | 0 |

Nik Bonitto's NFL Regular Season Defensive Statistics

| DATE | TEAM | GP | GS | TACKLES | | | | | | | INTERCEPTIONS | | | | | O. FUMB | | | | ST | | | MISC | | | | | |
|-------------------|---------|-----------|-----------|-----------|-----------|-----------|-----------|------------|-------------|--------------|---------------|----------|-----------|------------|----------|----------|----------|----------|----------|-----------|----------|----------|----------|----------|----------|----------|----------|----------|
| | | | | TK | S | A | TFL | YDS | SK | YDS | QBH | NO | YDS | LG | TD | PD | FF | FR | TD | YDS | TK | S | A | FF | FR | S | A | |
| 2022 | Broncos | 15 | 1 | 13 | 5 | 8 | 1 | 3 | 13.5 | 3 | 0 | 0 | 0 | 0 | 0 | 1 | 0 | 0 | 0 | 0 | 1 | 1 | 0 | 0 | 0 | 0 | 0 | 0 |
| 2023 | Broncos | 15 | 4 | 30 | 23 | 7 | 13 | 49 | 8.0 | 57.5 | 20 | 0 | 0 | 0 | 0 | 2 | 1 | 0 | 0 | 0 | 0 | 0 | 0 | 0 | 0 | 0 | 0 | 0 |
| 2024 | Broncos | 14 | 12 | 41 | 28 | 13 | 14 | 107 | 11.5 | 79.5 | 20 | 1 | 71 | 71t | 1 | 3 | 2 | 1 | 1 | 50 | 0 | 0 | 0 | 0 | 0 | 0 | 0 | 0 |
| NFL TOTALS | | 44 | 17 | 84 | 56 | 28 | 28 | 159 | 21.0 | 150.5 | 43 | 1 | 71 | 71T | 1 | 5 | 4 | 1 | 1 | 50 | 1 | 1 | 0 | 0 | 0 | 0 | 0 | 0 |





SINGLE-GAME HIGHS: DEFENSIVE

Total Tackles 7 vs. Atlanta Falcons, Nov 17, 2024
 6 at Miami Dolphins, Sep 24, 2023
 5 vs. Indianapolis Colts, Dec 15, 2024
 4 at Baltimore Ravens, Nov 03, 2024
 4 vs. Pittsburgh Steelers, Sep 15, 2024
 ...1 more at 4.

Solo Tackles 4 vs. Atlanta Falcons, Nov 17, 2024
 4 at Miami Dolphins, Sep 24, 2023
 3 vs. Indianapolis Colts, Dec 15, 2024
 3 at Las Vegas Raiders, Nov 24, 2024
 ...4 more at 3.

Sacks 2.5 at Chicago Bears, Oct 01, 2023
 2.0 vs. Atlanta Falcons, Nov 17, 2024
 2.0 vs. New York Jets, Oct 08, 2023
 1.5 vs. Cleveland Browns, Nov 26, 2023
 1.0 vs. Cleveland Browns, Dec 02, 2024
 ...11 more at 1.0.

Passes Defensed 2 vs. Cleveland Browns, Dec 02, 2024
 1 at Tampa Bay Buccaneers, Sep 22, 2024
 1 vs. Cleveland Browns, Nov 26, 2023
 1 vs. Kansas City Chiefs, Oct 29, 2023

Forced Fumbles 1 vs. Indianapolis Colts, Dec 15, 2024
 1 at Las Vegas Raiders, Nov 24, 2024
 1 at Chicago Bears, Oct 01, 2023
 ...1 more at 1.

Fumble Recoveries 1 vs. Indianapolis Colts, Dec 15, 2024
Tackles For Loss 2 at Las Vegas Raiders, Nov 24, 2024
 2 vs. Atlanta Falcons, Nov 17, 2024
 2 vs. New York Jets, Oct 08, 2023
 ...3 more at 2.

Interceptions 1 vs. Cleveland Browns, Dec 02, 2024

2023 GAME-BY-GAME REGULAR-SEASON STATISTICS (BRONCOS)

| DATE | OPPONENT | P/S | TACKLES | | | | | | | INTERCEPTIONS | | | | O. FUMB | | | | ST | | | | MISC | | | SCORE | | | | |
|--------------------|-------------|-----|------------------|-----------|-----------|----------|------------|-------------|-----------|---------------|-----------|----------|----------|----------|----------|----------|----------|----------|----------|----------|----------|----------|----------|----------|----------|----------|------------|-------|-------|
| | | | TK | S | A | SK | YDS | TFL | YDS | QBH | NO | YDS | LG | TD | PD | FF | FR | TD | YDS | TK | S | A | FF | FR | | S | A | W/L | |
| 09/10 | Raiders | P | 1 | 1 | 0 | 0.0 | 0.0 | 0 | 0 | 0 | 0 | 0 | 0 | 0 | 0 | 0 | 0 | 0 | 0 | 0 | 0 | 0 | 0 | 0 | 0 | 0 | 0 | L | 16-17 |
| 09/17 | Commanders | P | 2 | 2 | 0 | 1.0 | 8.0 | 2 | 12 | 2 | 0 | 0 | 0 | 0 | 0 | 0 | 0 | 0 | 0 | 0 | 0 | 0 | 0 | 0 | 0 | 0 | L | 33-35 | |
| 09/24 | at Dolphins | P | 6 | 4 | 2 | 0.0 | 0.0 | 2 | 9 | 1 | 0 | 0 | 0 | 0 | 0 | 0 | 0 | 0 | 0 | 0 | 0 | 0 | 0 | 0 | 0 | L | 20-70 | | |
| 10/01 | at Bears | S | 4 | 3 | 1 | 2.5 | 25.0 | 2 | 4 | 2 | 0 | 0 | 0 | 0 | 0 | 1 | 0 | 0 | 0 | 0 | 0 | 0 | 0 | 0 | 0 | W | 31-28 | | |
| 10/08 | Jets | S | 2 | 2 | 0 | 2.0 | 10.0 | 2 | 10 | 2 | 0 | 0 | 0 | 0 | 0 | 0 | 0 | 0 | 0 | 0 | 0 | 0 | 0 | 0 | 0 | L | 21-31 | | |
| 10/12 | at Chiefs | P | 3 | 2 | 1 | 0.0 | 0.0 | 1 | 0 | 2 | 0 | 0 | 0 | 0 | 0 | 0 | 0 | 0 | 0 | 0 | 0 | 0 | 0 | 0 | 0 | L | 8-19 | | |
| 10/22 | Packers | S | 2 | 2 | 0 | 0.0 | 0.0 | 0 | 0 | 0 | 0 | 0 | 0 | 0 | 0 | 0 | 0 | 0 | 0 | 0 | 0 | 0 | 0 | 0 | 0 | W | 19-17 | | |
| 10/29 | Chiefs | P | 1 | 1 | 0 | 0.0 | 0.0 | 0 | 0 | 4 | 0 | 0 | 0 | 0 | 1 | 0 | 0 | 0 | 0 | 0 | 0 | 0 | 0 | 0 | 0 | W | 24-9 | | |
| 11/13 | at Bills | P | 2 | 0 | 2 | 0.0 | 0.0 | 0 | 0 | 1 | 0 | 0 | 0 | 0 | 0 | 0 | 0 | 0 | 0 | 0 | 0 | 0 | 0 | 0 | 0 | W | 24-22 | | |
| 11/19 | Vikings | P | 0 | 0 | 0 | 0.0 | 0.0 | 0 | 0 | 1 | 0 | 0 | 0 | 0 | 0 | 0 | 0 | 0 | 0 | 0 | 0 | 0 | 0 | 0 | 0 | W | 21-20 | | |
| 11/26 | Browns | P | 2 | 1 | 1 | 1.5 | 6.5 | 1 | 4 | 3 | 0 | 0 | 0 | 0 | 1 | 0 | 0 | 0 | 0 | 0 | 0 | 0 | 0 | 0 | 0 | W | 29-12 | | |
| 12/03 | at Texans | P | 1 | 1 | 0 | 0.0 | 0.0 | 0 | 0 | 0 | 0 | 0 | 0 | 0 | 0 | 0 | 0 | 0 | 0 | 0 | 0 | 0 | 0 | 0 | 0 | L | 17-22 | | |
| 12/10 | at Chargers | P | 1 | 1 | 0 | 0.0 | 0.0 | 1 | 2 | 0 | 0 | 0 | 0 | 0 | 0 | 0 | 0 | 0 | 0 | 0 | 0 | 0 | 0 | 0 | 0 | W | 24-7 | | |
| 12/16 | at Lions | | ON INACTIVE LIST | | | | | | | | | | | | | | | | | | | L | 17-42 | | | | | | |
| 12/24 | Patriots | | ON INACTIVE LIST | | | | | | | | | | | | | | | | | | | L | 23-26 | | | | | | |
| 12/31 | Chargers | S | 2 | 2 | 0 | 0.0 | 0.0 | 1 | 0 | 0 | 0 | 0 | 0 | 0 | 0 | 0 | 0 | 0 | 0 | 0 | 0 | 0 | 0 | 0 | 0 | W | 16-9 | | |
| 01/07 | at Raiders | P | 1 | 1 | 0 | 1.0 | 8.0 | 1 | 8 | 2 | 0 | 0 | 0 | 0 | 0 | 0 | 0 | 0 | 0 | 0 | 0 | 0 | 0 | 0 | 0 | L | 14-27 | | |
| 2023 TOTALS | | | 15-4 | 30 | 23 | 7 | 8.0 | 57.5 | 13 | 49 | 20 | 0 | 0 | 0 | 0 | 2 | 1 | 0 | 0 | 0 | 0 | 0 | 0 | 0 | 0 | 0 | 8-9 | | |





2024 GAME-BY-GAME REGULAR-SEASON STATISTICS (BRONCOS)

| DATE | OPPONENT | P/S | TACKLES | | | | | | | INTERCEPTIONS | | | | | O. FUMB | | | | ST | | | MIS C | | SCOR E | | | | |
|--------------------|---------------|--------------|-----------|----------|----------|------------|------------|-----------|------------|---------------|----------|-----------|-----------|----------|----------|----------|----------|----------|-----------|----------|----------|----------|----------|----------|----------|----------|------------|-------|
| | | | T | TF | YD | QB | N | YD | T | P | F | F | T | YD | T | F | F | S | A | W/L | | | | | | | | |
| | | | K | S | A | SK | YDS | L | S | H | O | S | LG | D | D | F | R | D | S | K | S | A | F | R | S | A | | |
| 09/08 | at Seahawks | P | 1 | 1 | 0 | 0.0 | 0.0 | 0 | 0 | 1 | 0 | 0 | 0 | 0 | 0 | 0 | 0 | 0 | 0 | 0 | 0 | 0 | 0 | 0 | 0 | 0 | L | 20-26 |
| 09/15 | Steelers | P | 4 | 3 | 1 | 0.0 | 0.0 | 1 | 2 | 0 | 0 | 0 | 0 | 0 | 0 | 0 | 0 | 0 | 0 | 0 | 0 | 0 | 0 | 0 | 0 | 0 | L | 6-13 |
| 09/22 | at Buccaneers | S | 2 | 2 | 0 | 1.0 | 0.0 | 0 | 0 | 1 | 0 | 0 | 0 | 0 | 1 | 0 | 0 | 0 | 0 | 0 | 0 | 0 | 0 | 0 | 0 | 0 | W | 26-7 |
| 09/29 | at Jets | S | 3 | 1 | 2 | 1.0 | 10.0 | 1 | 10 | 2 | 0 | 0 | 0 | 0 | 0 | 0 | 0 | 0 | 0 | 0 | 0 | 0 | 0 | 0 | 0 | 0 | W | 10-9 |
| 10/06 | Raiders | S | 1 | 1 | 0 | 1.0 | 6.0 | 1 | 6 | 1 | 0 | 0 | 0 | 0 | 0 | 0 | 0 | 0 | 0 | 0 | 0 | 0 | 0 | 0 | 0 | 0 | W | 34-18 |
| 10/13 | Chargers | S | 1 | 1 | 0 | 1.0 | 8.0 | 1 | 8 | 2 | 0 | 0 | 0 | 0 | 0 | 0 | 0 | 0 | 0 | 0 | 0 | 0 | 0 | 0 | 0 | 0 | L | 16-23 |
| 10/17 | at Saints | S | 3 | 1 | 2 | 1.0 | 9.0 | 1 | 9 | 3 | 0 | 0 | 0 | 0 | 0 | 0 | 0 | 0 | 0 | 0 | 0 | 0 | 0 | 0 | 0 | 0 | W | 33-10 |
| 10/27 | Panthers | S | 3 | 1 | 2 | 1.0 | 6.0 | 1 | 6 | 1 | 0 | 0 | 0 | 0 | 0 | 0 | 0 | 0 | 0 | 0 | 0 | 0 | 0 | 0 | 0 | 0 | W | 28-14 |
| 11/03 | at Ravens | S | 4 | 3 | 1 | 0.0 | 0.0 | 1 | 8 | 0 | 0 | 0 | 0 | 0 | 0 | 0 | 0 | 0 | 0 | 0 | 0 | 0 | 0 | 0 | 0 | 0 | L | 10-41 |
| 11/10 | at Chiefs | S | 3 | 3 | 0 | 1.0 | 9.0 | 1 | 9 | 3 | 0 | 0 | 0 | 0 | 0 | 0 | 0 | 0 | 0 | 0 | 0 | 0 | 0 | 0 | 0 | 0 | L | 14-16 |
| 11/17 | Falcons | S | 7 | 4 | 3 | 2.0 | 7.0 | 2 | 14 | 2 | 0 | 0 | 0 | 0 | 0 | 0 | 0 | 0 | 0 | 0 | 0 | 0 | 0 | 0 | 0 | 0 | W | 38-6 |
| 11/24 | at Raiders | S | 3 | 3 | 0 | 1.0 | 8.0 | 2 | 11 | 1 | 0 | 0 | 0 | 0 | 0 | 1 | 0 | 0 | 0 | 0 | 0 | 0 | 0 | 0 | 0 | 0 | W | 29-19 |
| 12/02 | Browns | S | 1 | 1 | 0 | 1.0 | 14.0 | 1 | 14 | 2 | 1 | 71 | 71 | 1 | 2 | 0 | 0 | 0 | 0 | 0 | 0 | 0 | 0 | 0 | 0 | 0 | W | 41-32 |
| 12/15 | Colts | S | 5 | 3 | 2 | 0.5 | 2.5 | 1 | 10 | 1 | 0 | 0 | 0 | 0 | 0 | 1 | 1 | 1 | 50 | 0 | 0 | 0 | 0 | 0 | 0 | 0 | W | 31-13 |
| 2024 TOTALS | | 14-12 | 41 | 2 | 1 | 11. | 79. | 14 | 107 | 20 | 1 | 71 | 71 | 1 | 3 | 2 | 1 | 1 | 50 | 0 | 0 | 0 | 0 | 0 | 0 | 0 | 9-5 | |





20 FB



**MICHAEL
BURTON**

HEIGHT/WEIGHT: 5-11 / 242

COLLEGE: Rutgers

BIRTHDAY: Feb. 1, 1992

BORN: Long Valley, N.J.

NFL EXPERIENCE: 10th YR

BRONCOS EXPERIENCE: 2nd YR

GP/GS: 144/22

ACQUIRED: UFA (K.C.)-'23

AT A GLANCE

- A 10th-year fullback from Rutgers University who has appeared in 144 games (22 starts) and nine postseason contests with Detroit (2015-16), Chicago (2017-18), Washington (2019), New Orleans (2020), Kansas City (2021-22) and Denver (2023-24).
- Recorded 41 rushes for 76 yards (1.9 avg.) with two touchdowns in his career to go along with 28 receptions for 177 yards (6.3 avg.) with one score as well as 33 special-teams tackles and one special-teams forced fumble.
- Played in all 17 games (3 starts) in 2023, rushing seven times for nine yards (1.3 avg.) and catching three passes for eight yards (2.7 avg.) while also making four special-teams tackles.
- Helped Kansas City defeat Philadelphia in Super Bowl LVII after playing in all 17 games in 2022, making eight tackles on 238 regular-season special-teams snaps.
- Made 16 appearances in 2021 with the Chiefs, totaling career highs in rushes (8), rushing yards (26) and posting his first career rushing touchdown while also totaling five special-teams tackles.
- Rushed seven times for 18 yards (2.6 avg.) and caught four passes for 28 yards (7.0 avg.) in 15 games (4 starts) in 2020 with New Orleans.
- Made six special-teams tackles in 10 games (2 starts) in 2019 with Washington.
- Logged three special-teams tackles and caught six passes for 39 yards (6.5 avg.) with a touchdown during his rookie season with Detroit.
- Walked on at Rutgers University (2010-14), appearing in 42 games (27 starts) and totaling 116 yards career rushing yards on 22 carries (5.3 avg.) while also posting 401 yards receiving on 47 receptions (8.5 avg.) with three touchdowns.
- Attended West Morris Central High School in Chester, N.J., where he was named first-team All-State, all-group III and Morris County Player of the Year by the Star-Ledger.
- Selected by Detroit in the fifth round (168th overall) of the 2015 NFL Draft.
- Signed by Denver as an unrestricted free agent (K.C.) on March 15, 2023.

2024: Burton made two special-teams tackles and caught one pass for three yards in the 10-9 win at NYJ (9/29)... Caught one pass for 28 yards from WR Courtland Sutton in the win vs. Car. (10/27)... Rushed once for three yards and caught one pass for eight yards in the win at L.V. (11/24)... Recorded his second career rushing touchdown as first as a Bronco vs. Cle. (12/2).

2023: Burton played in all 17 games (3 starts), rushing seven times for nine yards (1.3 avg.) and catching three passes for eight yards (2.7 avg.) while also making four special-teams tackles.... Made his Broncos debut vs. L.V. (9/10)... Had one rush of three yards for a first down vs. Was. (9/17)... Made one tackle, forced one fumble on special teams and also converted on one two-point conversion vs. NYJ (10/8).

2022: Burton played in all 17 games, rushing five times for seven yards (1.4 avg.) and catching two passes for 11 yards (5.5 avg.)... Also made eight tackles on 238 special-teams snaps during the regular season and totaled two special-teams tackles in the postseason... Helped lead Kansas City to its win over Philadelphia in Super Bowl LVII... Had a six-yard rush vs. LAC (9/15)... Totaled one special-teams tackle in each of the first three games of the season... Made one special-teams tackle vs. Jac. (1/21) and vs. Phi. (2/12) in the postseason for Kansas City.

2021: Burton made 16 appearances in his first season with the Chiefs, totaling career highs in rushes (8), rushing yards (26) and posting his first career rushing touchdown... Also caught three passes for 31 yards (10.3 avg.) and made five special-teams tackles on 207 special-teams snaps... Rushed twice for four yards (2.0 avg.) in the Chiefs' three postseason games... Made an 11-yard catch at Bal. (9/19)... Rushed for a season-high seven yards on one carry and scored his first career rushing touchdown at LAC (12/16)... Also caught two passes for a career-high 20 yards in that game... Rushed once for three yards in the Chiefs' AFC Wild Card win vs. Pit. (1/16).

2020: Burton rushed seven times for 18 yards (2.6 avg.) and caught four passes for 28 yards (7.0 avg.) in 15 games (4 starts) with New Orleans... Also made one special-teams tackle during the regular-season... Produced two catches for 15 yards (7.5 avg.) in two postseason games with the Saints... Made a special-teams tackle at Chi. (11/1)... Caught a 12-yard pass at T.B.





(11/8)... Made one catch for nine yards vs. K.C. (12/20)... Rushed twice for 10 yards (5.0 avg.) vs. Min. (12/25)... Caught two passes for 15 yards (7.5 avg.) in the Saints' NFC Wild Card Game win vs. Chi. (1/10).

2019: Burton played in 10 games (2 starts), recording six special-teams tackles... Signed with Washington before their Week 7 game vs. S.F. (10/20)... Made a career-high three special-teams tackles vs. NYJ (11/17)... Had another two tackles on special teams vs. Det. (11/24)... Made one special-teams tackle in his last game of the year at Dal. (12/29).

2018: Burton caught one pass for six yards along with one tackle on 50 special-teams snaps in the eight games (1 start)... Made one catch for six yards at G.B. (9/9)... Totaled one special-teams take down at NYG (12/2).

2017: Burton started 3-of-16 games in his first season with Chicago, logging four rushes for nine yards (2.3 avg.), two catches for eight yards (4.0 avg.) and one special-teams tackle... Rushed for seven yards on one carry vs. Atl. (9/10)... Caught an eight-yard pass at Bal. (10/15).

2016: Burton made 15 appearances with Detroit, totaling one special-teams tackle on 115 snaps on special teams... Recorded a tackle on special-teams at Min. (11/6).

2015: Burton appeared in 16 games (7 starts) after being drafted in the fifth round (168th overall) by Detroit during his rookie year... Totaled six receptions for 39 yards (6.5 avg.) with a touchdown along with three special-teams tackles on 186 special-teams snaps... Made his NFL debut and started his first career game at S.D. (9/13)... Recorded his first career rush of two yards at Min. (9/20)... Caught his first pass for three yards at Sea. (10/5)... Made his first career special-teams tackle vs. Min. (10/25)... Recorded his first career touchdown while making two receptions for 10 yards (5.0 avg.) at N.O. (12/21).

COLLEGE: Burton walked on at Rutgers University (2010-14), appearing in 42 games (27 starts) and totaling 116 yards career rushing yards on 22 carries... Also recorded 401 yards receiving on 47 receptions with three touchdowns... Caught at least one pass in 11 games during his senior season... Earned the Paul Robeson award as a senior, which is presented annually to the individual whose performance, leadership and dedication on and off the field during his career had the greatest impact on Rutgers football... Was also named the winner of the Offensive Swarm and Finish award, which is given to the player who exemplified the type of consistent effort and intensity in best representing the Rutgers' mantra to swarm and finish ... Transitioned from running back to full back during the 2011 season.

PERSONAL: Burton attended West Morris Central High School in Chester, N.J., where he was named first-team All-State, all-group III and Morris County Player of the Year by the Star-Ledger... Owns the school career rushing mark with 3,332 yards, single-season all-purpose yardage record (2,376), career all-purpose mark (4,498), single-game touchdown mark (5), career touchdown record (51), single-game points mark (36) and career points record (343)... Rushed for a school-record 1,769 yards on 200 carries with 20 touchdowns during his senior season... Led the Wolfpack to a 10-2 record and a state title in 2009... Michael Burton was born on Feb. 1, 1992 in Long Valley, N.J.

Transactions

Signed by Detroit as a draft pick 5/7/15; Waived by Detroit 5/30/17; Acquired by Chicago via waivers 5/31/17; Signed by New Orleans 5/13/19; Released by New Orleans 8/31/19; Signed by Washington 10/15/19; Signed by New Orleans 3/20/20; Signed by Kansas City 4/5/21; Re-signed by Kansas City 3/21/22; Signed by Denver 3/17/23; Re-signed by Denver 3/13/24; Released by Denver 8/27/24; Signed by Denver (practice squad) 8/28/24; Signed by Denver (active roster) 9/11/24; Released by Denver 11/1/24; Signed by Denver (practice squad) 11/2/24.





REGULAR SEASON COMPARISON: RECEIVING - LOS ANGELES CHARGERS

| DATE | OPP | W/L | GP/GS | REC | YDS. | AVG. | TD | LG | TGTS | YAC |
|---------------|-------------|-----|----------------|----------|-----------|------------|----------|-----------|----------|-----------|
| 9/13/15 | DET @ SD | L | S | 0 | 0 | 0 | 0 | 0 | 0 | 0 |
| 10/12/20 | NO vs. LAC | W | S | 0 | 0 | 0 | 0 | 0 | 0 | 0 |
| 9/26/21 | KC vs. LAC | L | P | 0 | 0 | 0 | 0 | 0 | 0 | 0 |
| 12/16/21 | KC @ LAC | W | P | 2 | 20 | 10.0 | 0 | 20 | 2 | 23 |
| 9/15/22 | KC vs. LAC | W | P | 1 | 2 | 2.0 | 0 | 2 | 1 | 4 |
| 11/20/22 | KC @ LAC | W | P | 0 | 0 | 0 | 0 | 0 | 0 | 0 |
| 12/10/23 | DEN @ LAC | W | P | 1 | 1 | 1.0 | 0 | 1 | 1 | 4 |
| 12/31/23 | DEN vs. LAC | W | S | 0 | 0 | 0 | 0 | 0 | 0 | 0 |
| 10/13/24 | DEN vs. LAC | L | P | 0 | 0 | 0 | 0 | 0 | 0 | 0 |
| TOTALS | | | 6/3 9/3 | 4 | 23 | 5.8 | 0 | 20 | 4 | 31 |

Michael Burton's NFL Regular Season Rushing/Receiving Statistics

| DATE | TEAM | RUSHING | | | | | | | RECEIVING | | | | |
|-------------------|----------|------------|-----------|-----------|-----------|------------|-----------|----------|-----------|------------|------------|-----------|----------|
| | | GP | GS | NO. | YDS. | AVG. | LG | TD | NO. | YDS. | AVG. | LG | TD |
| 2015 | Lions | 16 | 7 | 4 | 2 | 0.5 | 2 | 0 | 6 | 39 | 6.5 | 12 | 1 |
| 2016 | Lions | 15 | 0 | 0 | 0 | 0.0 | 0 | 0 | 0 | 0 | 0.0 | 0 | 0 |
| 2017 | Bears | 16 | 3 | 4 | 9 | 2.3 | 7 | 0 | 2 | 8 | 4.0 | 8 | 0 |
| 2018 | Bears | 8 | 1 | 0 | 0 | 0.0 | 0 | 0 | 1 | 6 | 6.0 | 6 | 0 |
| 2019 | Redskins | 10 | 2 | 0 | 0 | 0.0 | 0 | 0 | 0 | 0 | 0.0 | 0 | 0 |
| 2020 | Saints | 15 | 4 | 7 | 18 | 2.6 | 7 | 0 | 4 | 28 | 7.0 | 12 | 0 |
| 2021 | Chiefs | 16 | 0 | 8 | 26 | 3.3 | 7t | 1 | 3 | 31 | 10.3 | 20 | 0 |
| 2022 | Chiefs | 17 | 0 | 5 | 7 | 1.4 | 6 | 0 | 2 | 11 | 5.5 | 9 | 0 |
| 2023 | Broncos | 17 | 3 | 7 | 9 | 1.3 | 4 | 0 | 3 | 8 | 2.7 | 4 | 0 |
| 2024 | Broncos | 14 | 2 | 6 | 5 | 0.8 | 3 | 1 | 7 | 46 | 6.6 | 28 | 0 |
| NFL TOTALS | | 144 | 22 | 41 | 76 | 1.9 | 7T | 2 | 28 | 177 | 6.3 | 28 | 1 |

Michael Burton's NFL Postseason Rushing/Receiving Statistics

| DATE | TEAM | RUSHING | | | | | | | RECEIVING | | | | |
|-------------------|--------|----------|----------|----------|----------|------------|----------|----------|-----------|-----------|------------|----------|----------|
| | | GP | GS | NO. | YDS. | AVG. | LG | TD | NO. | YDS. | AVG. | LG | TD |
| 2016 | Lions | 0 | 0 | 0 | 0 | 0.0 | 0 | 0 | 0 | 0 | 0.0 | 0 | 0 |
| 2018 | Bears | 1 | 0 | 0 | 0 | 0.0 | 0 | 0 | 0 | 0 | 0.0 | 0 | 0 |
| 2020 | Saints | 2 | 0 | 0 | 0 | 0.0 | 0 | 0 | 2 | 15 | 7.5 | 9 | 0 |
| 2021 | Chiefs | 3 | 0 | 2 | 4 | 2.0 | 3 | 0 | 0 | 0 | 0.0 | 0 | 0 |
| 2022 | Chiefs | 3 | 0 | 0 | 0 | 0.0 | 0 | 0 | 0 | 0 | 0.0 | 0 | 0 |
| NFL TOTALS | | 9 | 0 | 2 | 4 | 2.0 | 3 | 0 | 2 | 15 | 7.5 | 9 | 0 |





Michael Burton's NFL Regular Season Return Statistics

| DATE | TEAM | KICKOFF RETURNS | | | | | PUNT RETURNS | | | | | |
|-------------------|----------|-----------------|-----------|-------------|-----------|----------|--------------|----------|----------|------------|----------|----------|
| | | RET. | YDS. | AVG. | LG | TD | NO. | FC | YDS. | AVG. | LG | TD |
| 2015 | Lions | 0 | 0 | 0.0 | 0 | 0 | 0 | 0 | 0 | 0.0 | 0 | 0 |
| 2016 | Lions | 0 | 0 | 0.0 | 0 | 0 | 0 | 0 | 0 | 0.0 | 0 | 0 |
| 2017 | Bears | 0 | 0 | 0.0 | 0 | 0 | 0 | 0 | 0 | 0.0 | 0 | 0 |
| 2018 | Bears | 0 | 0 | 0.0 | 0 | 0 | 0 | 0 | 0 | 0.0 | 0 | 0 |
| 2019 | Redskins | 0 | 0 | 0.0 | 0 | 0 | 0 | 0 | 0 | 0.0 | 0 | 0 |
| 2020 | Saints | 1 | 10 | 10.0 | 10 | 0 | 0 | 0 | 0 | 0.0 | 0 | 0 |
| 2021 | Chiefs | 2 | 21 | 10.5 | 12 | 0 | 0 | 0 | 0 | 0.0 | 0 | 0 |
| 2022 | Chiefs | 2 | 29 | 14.5 | 20 | 0 | 0 | 0 | 0 | 0.0 | 0 | 0 |
| 2023 | Broncos | 0 | 0 | 0.0 | 0 | 0 | 0 | 0 | 0 | 0.0 | 0 | 0 |
| 2024 | Broncos | 0 | 0 | 0.0 | 0 | 0 | 0 | 0 | 0 | 0.0 | 0 | 0 |
| NFL TOTALS | | 5 | 60 | 12.0 | 20 | 0 | 0 | 0 | 0 | 0.0 | 0 | 0 |

Michael Burton's NFL Postseason Return Statistics

| DATE | TEAM | KICKOFF RETURNS | | | | | PUNT RETURNS | | | | | |
|-------------------|--------|-----------------|----------|------------|----------|----------|--------------|----------|----------|------------|----------|----------|
| | | RET. | YDS. | AVG. | LG | TD | NO. | FC | YDS. | AVG. | LG | TD |
| 2016 | Lions | 0 | 0 | 0.0 | 0 | 0 | 0 | 0 | 0 | 0.0 | 0 | 0 |
| 2018 | Bears | 0 | 0 | 0.0 | 0 | 0 | 0 | 0 | 0 | 0.0 | 0 | 0 |
| 2020 | Saints | 0 | 0 | 0.0 | 0 | 0 | 0 | 0 | 0 | 0.0 | 0 | 0 |
| 2021 | Chiefs | 0 | 0 | 0.0 | 0 | 0 | 0 | 0 | 0 | 0.0 | 0 | 0 |
| 2022 | Chiefs | 0 | 0 | 0.0 | 0 | 0 | 0 | 0 | 0 | 0.0 | 0 | 0 |
| NFL TOTALS | | 0 | 0 | 0.0 | 0 | 0 | 0 | 0 | 0 | 0.0 | 0 | 0 |





SINGLE-GAME HIGHS: RUSHING/RECEIVING

Rush Attempts 2 vs. Atlanta Falcons, Nov 17, 2024
 2 at Baltimore Ravens, Nov 03, 2024
 2 at Kansas City Chiefs, Oct 12, 2023
 ...2 more at 2.

Rushing Yards 10 vs. Minnesota Vikings, Dec 25, 2020
 7 at Los Angeles Chargers, Dec 16, 2021
 7 vs. Atlanta Falcons, Sep 10, 2017
 6 vs. Los Angeles Chargers, Sep 15, 2022
 5 at Philadelphia Eagles, Oct 03, 2021

Longest Runs 7t at Los Angeles Chargers, Dec 16, 2021
 7 vs. Minnesota Vikings, Dec 25, 2020
 7 vs. Atlanta Falcons, Sep 10, 2017
 6 vs. Los Angeles Chargers, Sep 15, 2022
 5 at Philadelphia Eagles, Oct 03, 2021

Rushing TDs
Receptions 1 at Los Angeles Chargers, Dec 16, 2021
 2 at Los Angeles Chargers, Dec 16, 2021
 2 at New Orleans Saints, Dec 21, 2015
 1 vs. New England Patriots, Dec 24, 2023
 1 at Los Angeles Chargers, Dec 10, 2023
 ...15 more at 1.

Receiving Yards 20 at Los Angeles Chargers, Dec 16, 2021
 12 at Tampa Bay Buccaneers, Nov 08, 2020
 12 at St. Louis Rams, Dec 13, 2015
 11 at Baltimore Ravens, Sep 19, 2021
 10 at New Orleans Saints, Dec 21, 2015

Longest Receptions 28 vs. Carolina Panthers, Oct 27, 2024
 20 at Los Angeles Chargers, Dec 16, 2021
 12 at Tampa Bay Buccaneers, Nov 08, 2020
 12 at St. Louis Rams, Dec 13, 2015
 11 at Baltimore Ravens, Sep 19, 2021

Receiving TDs 1 at New Orleans Saints, Dec 21, 2015

All-Purpose Yards 27 at Los Angeles Chargers, Dec 16, 2021
 20 at Los Angeles Chargers, Nov 20, 2022
 20 at Baltimore Ravens, Sep 19, 2021
 14 at Cincinnati Bengals, Jan 02, 2022
 14 vs. Minnesota Vikings, Dec 25, 2020

Kickoff Returns 1 at Los Angeles Chargers, Nov 20, 2022
 1 vs. Buffalo Bills, Oct 16, 2022
 1 at Cincinnati Bengals, Jan 02, 2022
 ...2 more at 1.

Kickoff Return Yards 20 at Los Angeles Chargers, Nov 20, 2022
 12 at Cincinnati Bengals, Jan 02, 2022
 10 at Chicago Bears, Nov 01, 2020
 9 vs. Buffalo Bills, Oct 16, 2022
 9 at Baltimore Ravens, Sep 19, 2021

Longest Kickoff Return 20 at Los Angeles Chargers, Nov 20, 2022
 12 at Cincinnati Bengals, Jan 02, 2022
 10 at Chicago Bears, Nov 01, 2020
 9 vs. Buffalo Bills, Oct 16, 2022
 9 at Baltimore Ravens, Sep 19, 2021

Special Teams Tackles 3 vs. New York Jets, Nov 17, 2019
 2 at New York Jets, Sep 29, 2024
 2 vs. Detroit Lions, Nov 24, 2019
 1 at New Orleans Saints, Oct 17, 2024
 1 vs. Pittsburgh Steelers, Sep 15, 2024
 ...26 more at 1.

Most TDs 1 vs. Cleveland Browns, Dec 02, 2024
 1 at Los Angeles Chargers, Dec 16, 2021
 1 at New Orleans Saints, Dec 21, 2015

Miscellaneous Tackles 1 at Kansas City Chiefs, Oct 12, 2023
 1 at Kansas City Chiefs, Nov 01, 2015

SINGLE-GAME HIGHS - POSTSEASON: RUSHING/RECEIVING

Rush Attempts 1 vs. Cincinnati Bengals, Jan 30, 2022
 1 vs. Pittsburgh Steelers, Jan 16, 2022

Rushing Yards 3 vs. Pittsburgh Steelers, Jan 16, 2022
 1 vs. Cincinnati Bengals, Jan 30, 2022

Longest Runs 3 vs. Pittsburgh Steelers, Jan 16, 2022
 1 vs. Cincinnati Bengals, Jan 30, 2022

Receptions 2 vs. Chicago Bears, Jan 10, 2021

Receiving Yards 15 vs. Chicago Bears, Jan 10, 2021
Longest Receptions 9 vs. Chicago Bears, Jan 10, 2021
 6 vs. Chicago Bears, Jan 10, 2021

All-Purpose Yards 15 vs. Chicago Bears, Jan 10, 2021
 3 vs. Pittsburgh Steelers, Jan 16, 2022
 1 vs. Cincinnati Bengals, Jan 30, 2022

Special Teams Tackles 1 at Philadelphia Eagles, Feb 12, 2023
 1 vs. Jacksonville Jaguars, Jan 21, 2023





2023 GAME-BY-GAME REGULAR-SEASON STATISTICS (BRONCOS)

| DATE | OPPONENT | P/S | RUSHING | | | | | RECEIVING | | | | | W/L | SCORE |
|--------------------|-------------|-------------|----------|----------|------------|----------|----------|-----------|----------|------------|----------|----------|------------|-------|
| | | | NO. | YDS. | AVG. | LG | TD | NO. | YDS. | AVG. | LG | TD | | |
| 09/10 | Raiders | P | 0 | 0 | 0.0 | 0 | 0 | 1 | 3 | 3.0 | 3 | 0 | L | 16-17 |
| 09/17 | Commanders | P | 1 | 3 | 3.0 | 3 | 0 | 0 | 0 | 0.0 | 0 | 0 | L | 33-35 |
| 09/24 | at Dolphins | P | 0 | 0 | 0.0 | 0 | 0 | 0 | 0 | 0.0 | 0 | 0 | L | 20-70 |
| 10/01 | at Bears | P | 0 | 0 | 0.0 | 0 | 0 | 0 | 0 | 0.0 | 0 | 0 | W | 31-28 |
| 10/08 | Jets | P | 0 | 0 | 0.0 | 0 | 0 | 0 | 0 | 0.0 | 0 | 0 | L | 21-31 |
| 10/12 | at Chiefs | P | 2 | 2 | 1.0 | 3 | 0 | 0 | 0 | 0.0 | 0 | 0 | L | 8-19 |
| 10/22 | Packers | S | 1 | -2 | -2.0 | -2 | 0 | 0 | 0 | 0.0 | 0 | 0 | W | 19-17 |
| 10/29 | Chiefs | P | 0 | 0 | 0.0 | 0 | 0 | 0 | 0 | 0.0 | 0 | 0 | W | 24-9 |
| 11/13 | at Bills | P | 0 | 0 | 0.0 | 0 | 0 | 0 | 0 | 0.0 | 0 | 0 | W | 24-22 |
| 11/19 | Vikings | P | 0 | 0 | 0.0 | 0 | 0 | 0 | 0 | 0.0 | 0 | 0 | W | 21-20 |
| 11/26 | Browns | S | 0 | 0 | 0.0 | 0 | 0 | 0 | 0 | 0.0 | 0 | 0 | W | 29-12 |
| 12/03 | at Texans | P | 1 | 4 | 4.0 | 4 | 0 | 0 | 0 | 0.0 | 0 | 0 | L | 17-22 |
| 12/10 | at Chargers | P | 1 | 2 | 2.0 | 2 | 0 | 1 | 1 | 1.0 | 1 | 0 | W | 24-7 |
| 12/16 | at Lions | P | 0 | 0 | 0.0 | 0 | 0 | 0 | 0 | 0.0 | 0 | 0 | L | 17-42 |
| 12/24 | Patriots | P | 1 | 0 | 0.0 | 0 | 0 | 1 | 4 | 4.0 | 4 | 0 | L | 23-26 |
| 12/31 | Chargers | S | 0 | 0 | 0.0 | 0 | 0 | 0 | 0 | 0.0 | 0 | 0 | W | 16-9 |
| 01/07 | at Raiders | P | 0 | 0 | 0.0 | 0 | 0 | 0 | 0 | 0.0 | 0 | 0 | L | 14-27 |
| 2023 TOTALS | | 17-3 | 7 | 9 | 1.3 | 4 | 0 | 3 | 8 | 2.7 | 4 | 0 | 8-9 | |

2024 GAME-BY-GAME REGULAR-SEASON STATISTICS (BRONCOS)

| DATE | OPPONENT | P/S | RUSHING | | | | | RECEIVING | | | | | W/L | SCORE |
|--------------------|---------------|-------------|----------|----------|------------|----------|----------|-----------|-----------|------------|-----------|----------|------------|-------|
| | | | NO. | YDS. | AVG. | LG | TD | NO. | YDS. | AVG. | LG | TD | | |
| 09/08 | at Seahawks | P | 0 | 0 | 0.0 | 0 | 0 | 1 | 3 | 3.0 | 3 | 0 | L | 20-26 |
| 09/15 | Steelers | P | 0 | 0 | 0.0 | 0 | 0 | 1 | 1 | 1.0 | 1 | 0 | L | 6-13 |
| 09/22 | at Buccaneers | P | 0 | 0 | 0.0 | 0 | 0 | 0 | 0 | 0.0 | 0 | 0 | W | 26-7 |
| 09/29 | at Jets | P | 0 | 0 | 0.0 | 0 | 0 | 1 | 3 | 3.0 | 3 | 0 | W | 10-9 |
| 10/06 | Raiders | S | 0 | 0 | 0.0 | 0 | 0 | 1 | 5 | 5.0 | 5 | 0 | W | 34-18 |
| 10/13 | Chargers | P | 0 | 0 | 0.0 | 0 | 0 | 0 | 0 | 0.0 | 0 | 0 | L | 16-23 |
| 10/17 | at Saints | P | 0 | 0 | 0.0 | 0 | 0 | 0 | 0 | 0.0 | 0 | 0 | W | 33-10 |
| 10/27 | Panthers | P | 0 | 0 | 0.0 | 0 | 0 | 1 | 28 | 28.0 | 28 | 0 | W | 28-14 |
| 11/03 | at Ravens | P | 2 | -1 | -0.5 | 0 | 0 | 0 | 0 | 0.0 | 0 | 0 | L | 10-41 |
| 11/10 | at Chiefs | P | 0 | 0 | 0.0 | 0 | 0 | 0 | 0 | 0.0 | 0 | 0 | L | 14-16 |
| 11/17 | Falcons | P | 2 | 2 | 1.0 | 2 | 0 | 1 | -2 | -2.0 | -2 | 0 | W | 38-6 |
| 11/24 | at Raiders | P | 1 | 3 | 3.0 | 3 | 0 | 1 | 8 | 8.0 | 8 | 0 | W | 29-19 |
| 12/02 | Browns | S | 1 | 1 | 1.0 | 1t | 1 | 0 | 0 | 0.0 | 0 | 0 | W | 41-32 |
| 12/15 | Colts | P | 0 | 0 | 0.0 | 0 | 0 | 0 | 0 | 0.0 | 0 | 0 | W | 31-13 |
| 2024 TOTALS | | 14-2 | 6 | 5 | 0.8 | 3 | 1 | 7 | 46 | 6.6 | 28 | 0 | 9-5 | |

2016 GAME-BY-GAME POSTSEASON STATISTICS (LIONS)

| DATE | OPPONENT | P/S | RUSHING | | | | | RECEIVING | | | | | W/L | SCORE | |
|--------------------|-------------|------------|----------|----------|------------|----------|----------|-----------|----------|------------|----------|----------|----------|------------|--|
| | | | NO. | YDS. | AVG. | LG | TD | NO. | YDS. | AVG. | LG | TD | | | |
| 01/07 | at Seahawks | | INACTIVE | | | | | | | | | | L | 6-26 | |
| 2016 TOTALS | | 0-0 | 0 | 0 | 0.0 | 0 | 0 | 0 | 0 | 0.0 | 0 | 0 | 0 | 0-1 | |





2018 GAME-BY-GAME POSTSEASON STATISTICS (BEARS)

| DATE | OPPONENT | P/S | RUSHING | | | | | RECEIVING | | | | | W/L | SCORE |
|--------------------|----------|------------|----------|----------|------------|----------|----------|-----------|----------|------------|----------|----------|------------|-------|
| | | | NO. | YDS. | AVG. | LG | TD | NO. | YDS. | AVG. | LG | TD | | |
| 01/06 | Eagles | P | 0 | 0 | 0.0 | 0 | 0 | 0 | 0 | 0.0 | 0 | 0 | L | 15-16 |
| 2018 TOTALS | | 1-0 | 0 | 0 | 0.0 | 0 | 0 | 0 | 0 | 0.0 | 0 | 0 | 0-1 | |

2020 GAME-BY-GAME POSTSEASON STATISTICS (SAINTS)

| DATE | OPPONENT | P/S | RUSHING | | | | | RECEIVING | | | | | W/L | SCORE |
|--------------------|------------|------------|----------|----------|------------|----------|----------|-----------|-----------|------------|----------|----------|------------|-------|
| | | | NO. | YDS. | AVG. | LG | TD | NO. | YDS. | AVG. | LG | TD | | |
| 01/10 | Bears | P | 0 | 0 | 0.0 | 0 | 0 | 2 | 15 | 7.5 | 9 | 0 | W | 21-9 |
| 01/17 | Buccaneers | P | 0 | 0 | 0.0 | 0 | 0 | 0 | 0 | 0.0 | 0 | 0 | L | 20-30 |
| 2020 TOTALS | | 2-0 | 0 | 0 | 0.0 | 0 | 0 | 2 | 15 | 7.5 | 9 | 0 | 1-1 | |

2021 GAME-BY-GAME POSTSEASON STATISTICS (CHIEFS)


| DATE | OPPONENT | P/S | RUSHING | | | | | RECEIVING | | | | | W/L | SCORE |
|--------------------|----------|------------|----------|----------|------------|----------|----------|-----------|----------|------------|----------|----------|------------|------------|
| | | | NO. | YDS. | AVG. | LG | TD | NO. | YDS. | AVG. | LG | TD | | |
| 01/16 | Steelers | P | 1 | 3 | 3.0 | 3 | 0 | 0 | 0 | 0.0 | 0 | 0 | W | 42-21 |
| 01/23 | Bills | P | 0 | 0 | 0.0 | 0 | 0 | 0 | 0 | 0.0 | 0 | 0 | W | 42-36 + |
| 01/30 | Bengals | P | 1 | 1 | 1.0 | 1 | 0 | 0 | 0 | 0.0 | 0 | 0 | L | 24-27 + |
| 2021 TOTALS | | 3-0 | 2 | 4 | 2.0 | 3 | 0 | 0 | 0 | 0.0 | 0 | 0 | 2-1 | |

+ - Overtime

2022 GAME-BY-GAME POSTSEASON STATISTICS (CHIEFS)

| DATE | OPPONENT | P/S | RUSHING | | | | | RECEIVING | | | | | W/L | SCORE |
|--------------------|-----------|------------|----------|----------|------------|----------|----------|-----------|----------|------------|----------|----------|------------|-------|
| | | | NO. | YDS. | AVG. | LG | TD | NO. | YDS. | AVG. | LG | TD | | |
| 01/21 | Jaguars | P | 0 | 0 | 0.0 | 0 | 0 | 0 | 0 | 0.0 | 0 | 0 | W | 27-20 |
| 01/29 | Bengals | P | 0 | 0 | 0.0 | 0 | 0 | 0 | 0 | 0.0 | 0 | 0 | W | 23-20 |
| 02/12 | at Eagles | P | 0 | 0 | 0.0 | 0 | 0 | 0 | 0 | 0.0 | 0 | 0 | W | 38-35 |
| 2022 TOTALS | | 3-0 | 0 | 0 | 0.0 | 0 | 0 | 0 | 0 | 0.0 | 0 | 0 | 3-0 | |





0 OLB



JONATHON COOPER

HEIGHT/WEIGHT: 6-4 / 257

COLLEGE: Ohio State

BIRTHDAY: Jan. 8, 1998

BORN: Gahanna, Ohio

NFL EXPERIENCE: 4th YR

BRONCOS EXPERIENCE: 4th YR

GP/GS: 61/45

ACQUIRED: D7b-'21

AT A GLANCE

- 🐾 *A fourth-year outside linebacker who has played 61 games (45 starts) for the Broncos from 2021-24, nabbing 203 tackles (114 solo), 21.0 sacks (140.5 yds.), one interception (4 yds.), two passes defended, two forced fumbles and three fumble recoveries (1 TD).*
- 🐾 *Has recorded the fourth-most sacks (21.0) among Broncos players drafted in the seventh round or later. His 21.0 sacks are the most in the NFL by a player selected in the seventh round of an NFL Draft since 2019.*
- 🐾 *Set a career best with a team-high 8.5 sacks (65.5 yds.) along with 70 tackles (43 solo), one interception (4 yds.), two passes defended, one forced fumble and two fumble recoveries in 17 starts in 2023.*
- 🐾 *Started 9-of-14 games played in 2022, making 44 tackles (20 solo) and two sacks (13 yds.).*
- 🐾 *Appeared in 16 games (5 starts) as a rookie in 2021, totaling 37 tackles (22 solo), 2.5 sacks (22 yds.) and one fumble recovery.*
- 🐾 *Played 45 games (25 starts) at Ohio State (2016-20), collecting 75 tackles (44 solo), 10 sacks (66 yds.), two pass breakups, one forced fumble and two fumble recoveries.*
- 🐾 *Selected as an All-Big Ten honoree on two occasions, including third-team recognition in 2020.*
- 🐾 *Became the first player in Ohio State history to wear the "Block O" jersey, which is given to the player who best represents the legacy of former Buckeye Bill Willis and exhibits selfless, player-driven leadership qualities.*
- 🐾 *Started all eight games played in 2020, tallying 24 tackles (12 solo), 3.5 sacks (29 yds.), one pass breakup and one forced fumble.*
- 🐾 *Limited to just four games (all starts) as a true senior in 2019 before suffering a season-ending injury and electing to redshirt.*
- 🐾 *Opened all 13 games in 2018, posting a career-high 25 tackles (14 solo) to go along with 2.5 sacks (9 yds.) and one fumble recovery.*
- 🐾 *Tallied 15 tackles (11 solo), two sacks (17 yds.) and one fumble recovery in 14 games played in 2017.*
- 🐾 *Appeared in six games as a true freshman, adding six tackles (2 solo) and one sack (5 yds.).*
- 🐾 *Prepped at Lincoln High School in Gahanna, Ohio, where he was named the state's Defensive Player of the Year while being selected to the All-USA Ohio football team as a senior.*
- 🐾 *Selected by the Broncos in the seventh round (239th overall) of the 2021 NFL Draft.*

2024: Cooper has started 14 contests for the Broncos, tallying 52 tackles (29 solo), 8.0 sacks (40.0 yds.), 16 quarterback hits and one forced fumble... Led the Broncos with two sacks (13 yds.) at Sea. (9/8), marking the third multi-sack game of his career and first since 2023 vs. Was. (9/17)... First time since former Broncos OLB Von Miller in 2018 (vs. Sea., 9/9) that a Bronco recorded multiple sacks in the first half of the season opener... Tallied three tackles (2 solo) including a sack (5 yds.) at T.B. (9/22)... With sack of Buccaneers QB Baker Mayfield, tied DE Fred Stokes and NT Jeff Wright for the 13th-most quarterback takedowns by a player drafted in the seventh round or later in the NFL Draft in his first 50 career games... Recorded one sack of Raiders QB Gardner Minshew (3 yds.) vs. L.V. (10/6)... Totaled six tackles (4 solo), a half sack (DE Zach Allen) of Chargers QB Justin Herbert and a forced fumble vs. LAC (10/13)... Tallied five tackles (4 solo) and one sack of Panthers QB Bryce Young (3 yds.) vs. Car. (10/27)... Registered six tackles (3 solo) and one sack of Chiefs QB Patrick Mahomes (2 yds.) at K.C. (11/10)... Recorded three tackles (1 solo) and a half sack (ILB Cody Barton) at L.V. (11/24)... Nabbed three tackles (2 solo) and a sack of Browns QB Jameis Winston (8 yds.) vs. Cle. (12/2).

2023: Cooper set a career best with a team-high 8.5 sacks (65.5 yds.) along with 70 tackles (43 solo), one interception (4 yds.), two passes defended, one forced fumble and two fumble recoveries in 17 starts... Tied his career-high of two sacks (20 yds.), including a strip sack of Commanders QB Sam Howell, along with a career-best eight tackles (3 solo) vs. Was. (9/17)... His strip sack of Howell was his first career forced fumble... Made six tackles (3 solo) at Mia. (9/24)... Sacked Bears QB Justin Fields for a six-yard loss, made five tackles (2 solo) and recovered a strip sack forced by OLB Nik Bonitto for a touchdown at Chi. (10/1)... His scoop-and-score was the first by a Bronco since 2019 when S Kareem Jackson recovered a fumble for a score at Hou. (12/8)... Sacked Chiefs QB Patrick Mahomes for a two-yard loss while also contributing three solo tackles and his first career pass defended at K.C. (10/12)... Made six tackles (3 solo) in the win vs. G.B. (10/22)... Recovered a strip sack from OLB Baron Browning while also assisting on a sack (3.5 yds.) and made three tackles (1 solo) in the win vs.





K.C. (10/29)... Sacked Vikings QB Josh Dobbs for an 11-yard loss and also made five tackles (2 solo) in the win vs. Min. (11/19)... Finished with five tackles (4 solo) and one quarterback hit in the win vs. Cle. (11/26)... Made seven tackles (4 solo) at Hou. (12/3)... Nabbed his first career interception off Chargers QB Justin Herbert and also made two solo tackles at LAC (12/10)... Sacked Lions QB Jared Goff at Det. (12/16) to tie former Broncos LB Ken Woodard for the fourth-most sacks (11.0) by a Broncos' draft selection in the seventh round or later... Posted four solo tackles and one sack (10 yds.) on Patriots QB Bailey Zappe vs. N.E. (12/24)... Recorded a sack in a third straight game after bringing down Chargers QB Easton Stick for a five-yard loss.

2022: Cooper started 9-of-14 games played, making 44 tackles (20 solo) and two sacks (13 yds.)... Made his first start of the season in the win at Jac. (10/30), tallying five tackles (1 solo)... Produced a career-high seven tackles (5 solo) along with a QB hit vs. L.V. (11/20)... Notched his first sack of the season against Ravens QB Lamar Jackson (6 yds.) along with five tackles (1 solo) at Bal. (12/4)... Picked up a sack in a second-straight game after taking down Chiefs QB Patrick Mahomes while also logging two tackles (1 solo) vs. K.C. (12/11)... Tied a career-high 7 tackles (3 solo) at LAR (12/25).

2021: Cooper, who was selected by the Broncos in the seventh round (239th overall) of the 2021 NFL Draft, appeared in 16 games (5 starts), totaling 37 tackles (22 solo), 2.5 sacks (22 yds.), and one fumble recovery... Made his NFL debut in Week 1 at NYG (9/12)... Collected first career tackle vs. NYJ (9/26)... Recorded five tackles (2 solo) and a career-high three quarterback hits at Cle. (10/21)... Collected first career start, tallying two assisted tackles vs. Was. (10/31)... Registered the first two sacks of his career and tallied two quarterback takedowns (20 yds.) and four tackles (3 solo) at Dal. (11/7)... Posted five tackles (4 solo) vs. Phi. (11/14)... Registered first career fumble recovery and added five solo tackles vs. Det. (12/12)... Totaled 0.5 sacks (2 yds.) and had a career-high six tackles (4 solo) vs. Cin. (12/19).

COLLEGE: Cooper served as a two-year captain and started 25-of-45 games played over his five seasons (2016-20) at Ohio State... Selected as an All-Big Ten honoree on two occasions, including third-team recognition in 2020... Became the first player in Ohio State history to wear the "Block O" jersey which is given to the player who best represents the legacy of former Buckeye Bill Willis and exhibits selfless, player-driven leadership qualities... Started all eight games played in his final collegiate campaign in 2020, compiling 24 tackles (12 solo), 3.5 sacks (29 yds.), one pass breakup and one forced fumble... Limited to just four games (all starts) during his true senior season in 2019 before suffering a season-ending injury and electing to redshirt... Opened all 13 games in 2018, compiling 25 tackles (24 solo), 2.5 sacks (9 yds.) and one fumble recovery... Tallied 15 tackles (11 solo), two sacks (17 yds.) and one fumble recovery in 14 games played in 2017... Appeared in six games as true freshman in 2016, garnering six tackles (2 solo) and one sack (5 yds.).

PERSONAL: Cooper attended Lincoln High School in Gahanna, Ohio, where he was named USA Today's Ohio Defensive Player of the Year while being selected to the All-USA Ohio football team as a senior... Selected to the Associated Press All-State team as a senior... Jonathon Cooper was born on Jan. 8, 1998, in Gahanna, Ohio.

Transactions

Signed by Denver as a draft choice 6/15/21.

REGULAR SEASON COMPARISON: DEFENSIVE - LOS ANGELES CHARGERS

| DATE | OPP | W/L | GP/GS | TACKLES | | | | | | | MISC | | | | |
|---------------|-------------|------------|------------|-----------|-----------|----------|------------|------------|----------|----------|----------|----------|----------|----------|----------|
| | | | | TOT | SOLO | ASST | SACK | YDS. | INT | TFL | PD | QBH | TD | FF | FR |
| 11/28/21 | DEN vs. LAC | W | P | 1 | 1 | 0 | 0.0 | 0.0 | 0 | 0 | 0 | 0 | 0 | 0 | 0 |
| 10/17/22 | DEN @ LAC | L | P | 2 | 2 | 0 | 0.0 | 0.0 | 0 | 0 | 0 | 2 | 0 | 0 | 0 |
| 1/8/23 | DEN vs. LAC | W | S | 3 | 1 | 2 | 0.0 | 0.0 | 0 | 0 | 0 | 0 | 0 | 0 | 0 |
| 12/10/23 | DEN @ LAC | W | S | 2 | 2 | 0 | 0.0 | 0.0 | 1 | 0 | 1 | 0 | 0 | 0 | 0 |
| 12/31/23 | DEN vs. LAC | W | S | 1 | 1 | 0 | 1.0 | 5.0 | 0 | 1 | 0 | 1 | 0 | 0 | 0 |
| 10/13/24 | DEN vs. LAC | L | S | 6 | 4 | 2 | 0.5 | 3.5 | 0 | 0 | 0 | 1 | 0 | 1 | 0 |
| TOTALS | | 4/2 | 6/4 | 15 | 11 | 4 | 1.5 | 8.5 | 1 | 1 | 1 | 4 | 0 | 1 | 0 |





Jonathon Cooper's NFL Regular Season Defensive Statistics

| DATE | TEAM | GP | GS | TACKLES | | | | | | | INTERCEPTIONS | | | | | | O. FUMB | | | ST | | | MISC | | | | |
|-------------------|---------|-----------|-----------|------------|------------|-----------|-----------|------------|-------------|--------------|---------------|----------|----------|----------|----------|----------|----------|----------|----------|-----------|----------|----------|----------|----------|----------|----------|----------|
| | | | | TK | S | A | TFL | YDS | SK | YDS | QBH | NO | YDS | LG | TD | PD | FF | FR | TD | YDS | TK | SA | FF | FR | S | A | |
| 2021 | Broncos | 16 | 5 | 37 | 22 | 15 | 4 | 28 | 2.5 | 22.0 | 7 | 0 | 0 | 0 | 0 | 0 | 0 | 1 | 0 | 0 | 1 | 0 | 1 | 0 | 0 | 0 | 0 |
| 2022 | Broncos | 14 | 9 | 44 | 20 | 24 | 2 | 13 | 2.0 | 13.0 | 7 | 0 | 0 | 0 | 0 | 0 | 0 | 0 | 0 | 0 | 4 | 3 | 1 | 0 | 0 | 0 | 0 |
| 2023 | Broncos | 17 | 17 | 70 | 43 | 27 | 8 | 45 | 8.5 | 65.5 | 13 | 1 | 4 | 4 | 0 | 2 | 1 | 2 | 1 | 35 | 2 | 1 | 1 | 0 | 0 | 0 | 0 |
| 2024 | Broncos | 14 | 14 | 52 | 29 | 23 | 9 | 41 | 8.0 | 40.0 | 16 | 0 | 0 | 0 | 0 | 0 | 1 | 0 | 0 | 0 | 0 | 0 | 0 | 0 | 0 | 0 | 0 |
| NFL TOTALS | | 61 | 45 | 203 | 114 | 89 | 23 | 127 | 21.0 | 140.5 | 43 | 1 | 4 | 4 | 0 | 2 | 2 | 3 | 1 | 35 | 7 | 4 | 3 | 0 | 0 | 0 | 0 |

SINGLE-GAME HIGHS: DEFENSIVE

- Total Tackles** 8 vs. Washington Commanders, Sep 17, 2023
7 at Houston Texans, Dec 03, 2023
7 at Los Angeles Rams, Dec 25, 2022
7 vs. Las Vegas Raiders, Nov 20, 2022
6 at Kansas City Chiefs, Nov 10, 2024
...5 more at 6.
- Solo Tackles** 5 at Detroit Lions, Dec 16, 2023
5 vs. Las Vegas Raiders, Nov 20, 2022
5 vs. Detroit Lions, Dec 12, 2021
4 vs. Carolina Panthers, Oct 27, 2024
...6 more at 4.
- Sacks** 2.0 at Seattle Seahawks, Sep 08, 2024
2.0 vs. Washington Commanders, Sep 17, 2023
2.0 at Dallas Cowboys, Nov 07, 2021
1.0 vs. Cleveland Browns, Dec 02, 2024
...12 more at 1.0.
- Forced Fumbles** 1 vs. Los Angeles Chargers, Oct 13, 2024
1 vs. Washington Commanders, Sep 17, 2023
- Fumble Recoveries** 1 vs. Detroit Lions, Dec 12, 2021
- Tackles For Loss** 2 vs. Carolina Panthers, Oct 27, 2024
2 at Seattle Seahawks, Sep 08, 2024
2 vs. Minnesota Vikings, Nov 19, 2023
...1 more at 2.
- Special Teams Tackles** 1 at Kansas City Chiefs, Dec 05, 2021






2023 GAME-BY-GAME REGULAR-SEASON STATISTICS (BRONCOS)

| DATE | OPPONENT | P/S | TACKLES | | | | | | | INTERCEPTIONS | | | | | O. FUMB | | | | ST | | | | | MISC | | | SCORE | |
|--------------------|-------------|-----|--------------|-----------|-----------|-----------|------------|-------------|----------|---------------|-----------|----------|----------|----------|----------|----------|----------|----------|----------|-----------|----------|----------|----------|----------|----------|----------|------------|-------|
| | | | TK | S | A | SK | YDS | TFL | YDS | QBH | NO | YDS | LG | TD | PD | FF | FR | TD | YDS | TK | S | A | FF | FR | S | A | | W/L |
| 09/10 | Raiders | S | 3 | 2 | 1 | 0.0 | 0.0 | 0 | 0 | 0 | 0 | 0 | 0 | 0 | 0 | 0 | 0 | 0 | 0 | 0 | 0 | 0 | 0 | 0 | 0 | 0 | L | 16-17 |
| 09/17 | Commanders | S | 8 | 3 | 5 | 2.0 | 20.0 | 1 | 3 | 1 | 0 | 0 | 0 | 0 | 0 | 1 | 0 | 0 | 0 | 0 | 0 | 0 | 0 | 0 | 0 | L | 33-35 | |
| 09/24 | at Dolphins | S | 6 | 3 | 3 | 0.0 | 0.0 | 0 | 0 | 0 | 0 | 0 | 0 | 0 | 0 | 0 | 0 | 0 | 0 | 1 | 0 | 1 | 0 | 0 | 0 | L | 20-70 | |
| 10/01 | at Bears | S | 5 | 2 | 3 | 1.0 | 6.0 | 1 | 6 | 2 | 0 | 0 | 0 | 0 | 0 | 0 | 1 | 1 | 35 | 0 | 0 | 0 | 0 | 0 | 0 | W | 31-28 | |
| 10/08 | Jets | S | 4 | 3 | 1 | 0.0 | 0.0 | 0 | 0 | 0 | 0 | 0 | 0 | 0 | 0 | 0 | 0 | 0 | 0 | 0 | 0 | 0 | 0 | 0 | 0 | L | 21-31 | |
| 10/12 | at Chiefs | S | 3 | 3 | 0 | 1.0 | 2.0 | 1 | 2 | 2 | 0 | 0 | 0 | 0 | 1 | 0 | 0 | 0 | 0 | 0 | 0 | 0 | 0 | 0 | 0 | L | 8-19 | |
| 10/22 | Packers | S | 6 | 3 | 3 | 0.0 | 0.0 | 0 | 0 | 1 | 0 | 0 | 0 | 0 | 0 | 0 | 0 | 0 | 0 | 0 | 0 | 0 | 0 | 0 | 0 | W | 19-17 | |
| 10/29 | Chiefs | S | 3 | 1 | 2 | 0.5 | 3.5 | 0 | 0 | 2 | 0 | 0 | 0 | 0 | 0 | 0 | 1 | 0 | 0 | 0 | 0 | 0 | 0 | 0 | 0 | W | 24-9 | |
| 11/13 | at Bills | S | 1 | 1 | 0 | 0.0 | 0.0 | 0 | 0 | 0 | 0 | 0 | 0 | 0 | 0 | 0 | 0 | 0 | 0 | 1 | 1 | 0 | 0 | 0 | 0 | W | 24-22 | |
| 11/19 | Vikings | S | 5 | 2 | 3 | 1.0 | 11.0 | 2 | 11 | 1 | 0 | 0 | 0 | 0 | 0 | 0 | 0 | 0 | 0 | 0 | 0 | 0 | 0 | 0 | 0 | W | 21-20 | |
| 11/26 | Browns | S | 5 | 4 | 1 | 0.0 | 0.0 | 0 | 0 | 1 | 0 | 0 | 0 | 0 | 0 | 0 | 0 | 0 | 0 | 0 | 0 | 0 | 0 | 0 | 0 | W | 29-12 | |
| 12/03 | at Texans | S | 7 | 4 | 3 | 0.0 | 0.0 | 0 | 0 | 0 | 0 | 0 | 0 | 0 | 0 | 0 | 0 | 0 | 0 | 0 | 0 | 0 | 0 | 0 | 0 | L | 17-22 | |
| 12/10 | at Chargers | S | 2 | 2 | 0 | 0.0 | 0.0 | 0 | 0 | 0 | 1 | 4 | 4 | 0 | 1 | 0 | 0 | 0 | 0 | 0 | 0 | 0 | 0 | 0 | 0 | W | 24-7 | |
| 12/16 | at Lions | S | 5 | 5 | 0 | 1.0 | 8.0 | 1 | 8 | 1 | 0 | 0 | 0 | 0 | 0 | 0 | 0 | 0 | 0 | 0 | 0 | 0 | 0 | 0 | 0 | L | 17-42 | |
| 12/24 | Patriots | S | 4 | 4 | 0 | 1.0 | 10.0 | 1 | 10 | 1 | 0 | 0 | 0 | 0 | 0 | 0 | 0 | 0 | 0 | 0 | 0 | 0 | 0 | 0 | 0 | L | 23-26 | |
| 12/31 | Chargers | S | 1 | 1 | 0 | 1.0 | 5.0 | 1 | 5 | 1 | 0 | 0 | 0 | 0 | 0 | 0 | 0 | 0 | 0 | 0 | 0 | 0 | 0 | 0 | 0 | W | 16-9 | |
| 01/07 | at Raiders | S | 2 | 0 | 2 | 0.0 | 0.0 | 0 | 0 | 0 | 0 | 0 | 0 | 0 | 0 | 0 | 0 | 0 | 0 | 0 | 0 | 0 | 0 | 0 | 0 | L | 14-27 | |
| 2023 TOTALS | | | 17-17 | 70 | 43 | 27 | 8.5 | 65.5 | 8 | 45 | 13 | 1 | 4 | 4 | 0 | 2 | 1 | 2 | 1 | 35 | 2 | 1 | 0 | 0 | 0 | 0 | 8-9 | |

2024 GAME-BY-GAME REGULAR-SEASON STATISTICS (BRONCOS)

| DATE | OPPONENT | P/S | TACKLES | | | | | | | INTERCEPTIONS | | | | | O. FUMB | | | | ST | | | | | MISC | | | SCORE |
|--------------------|---------------|-----|--------------|-----------|-----------|-----------|------------|-------------|----------|---------------|-----------|----------|----------|----------|----------|----------|----------|----------|----------|----------|----------|----------|----------|----------|----------|------------|-------|
| | | | TK | S | A | SK | YDS | TFL | YDS | QBH | NO | YDS | LG | TD | PD | FF | FR | TD | YDS | TK | S | A | FF | FR | S | A | |
| 09/08 | at Seahawks | S | 6 | 2 | 4 | 2.0 | 13.0 | 2 | 13 | 4 | 0 | 0 | 0 | 0 | 0 | 0 | 0 | 0 | 0 | 0 | 0 | 0 | 0 | 0 | 0 | L | 20-26 |
| 09/15 | Steelers | S | 5 | 2 | 3 | 0.0 | 0.0 | 0 | 0 | 0 | 0 | 0 | 0 | 0 | 0 | 0 | 0 | 0 | 0 | 0 | 0 | 0 | 0 | 0 | 0 | L | 6-13 |
| 09/22 | at Buccaneers | S | 3 | 2 | 1 | 1.0 | 5.0 | 1 | 5 | 1 | 0 | 0 | 0 | 0 | 0 | 0 | 0 | 0 | 0 | 0 | 0 | 0 | 0 | 0 | 0 | W | 26-7 |
| 09/29 | at Jets | S | 3 | 2 | 1 | 0.0 | 0.0 | 0 | 0 | 2 | 0 | 0 | 0 | 0 | 0 | 0 | 0 | 0 | 0 | 0 | 0 | 0 | 0 | 0 | 0 | W | 10-9 |
| 10/06 | Raiders | S | 2 | 1 | 1 | 1.0 | 3.0 | 1 | 3 | 2 | 0 | 0 | 0 | 0 | 0 | 0 | 0 | 0 | 0 | 0 | 0 | 0 | 0 | 0 | 0 | W | 34-18 |
| 10/13 | Chargers | S | 6 | 4 | 2 | 0.5 | 3.5 | 0 | 0 | 1 | 0 | 0 | 0 | 0 | 0 | 1 | 0 | 0 | 0 | 0 | 0 | 0 | 0 | 0 | 0 | L | 16-23 |
| 10/17 | at Saints | S | 1 | 0 | 1 | 0.0 | 0.0 | 0 | 0 | 0 | 0 | 0 | 0 | 0 | 0 | 0 | 0 | 0 | 0 | 0 | 0 | 0 | 0 | 0 | 0 | W | 33-10 |
| 10/27 | Panthers | S | 5 | 4 | 1 | 1.0 | 3.0 | 2 | 5 | 1 | 0 | 0 | 0 | 0 | 0 | 0 | 0 | 0 | 0 | 0 | 0 | 0 | 0 | 0 | 0 | W | 28-14 |
| 11/03 | at Ravens | S | 4 | 2 | 2 | 0.0 | 0.0 | 0 | 0 | 0 | 0 | 0 | 0 | 0 | 0 | 0 | 0 | 0 | 0 | 0 | 0 | 0 | 0 | 0 | 0 | L | 10-41 |
| 11/10 | at Chiefs | S | 6 | 3 | 3 | 1.0 | 2.0 | 1 | 2 | 1 | 0 | 0 | 0 | 0 | 0 | 0 | 0 | 0 | 0 | 0 | 0 | 0 | 0 | 0 | 0 | L | 14-16 |
| 11/17 | Falcons | S | 2 | 1 | 1 | 0.0 | 0.0 | 0 | 0 | 0 | 0 | 0 | 0 | 0 | 0 | 0 | 0 | 0 | 0 | 0 | 0 | 0 | 0 | 0 | 0 | W | 38-6 |
| 11/24 | at Raiders | S | 3 | 1 | 2 | 0.5 | 2.5 | 0 | 0 | 1 | 0 | 0 | 0 | 0 | 0 | 0 | 0 | 0 | 0 | 0 | 0 | 0 | 0 | 0 | 0 | W | 29-19 |
| 12/02 | Browns | S | 3 | 2 | 1 | 1.0 | 8.0 | 1 | 8 | 1 | 0 | 0 | 0 | 0 | 0 | 0 | 0 | 0 | 0 | 0 | 0 | 0 | 0 | 0 | 0 | W | 41-32 |
| 12/15 | Colts | S | 3 | 3 | 0 | 0.0 | 0.0 | 1 | 5 | 2 | 0 | 0 | 0 | 0 | 0 | 0 | 0 | 0 | 0 | 0 | 0 | 0 | 0 | 0 | 0 | W | 31-13 |
| 2024 TOTALS | | | 14-14 | 52 | 29 | 23 | 8.0 | 40.0 | 9 | 41 | 16 | 0 | 0 | 0 | 0 | 0 | 1 | 0 | 0 | 0 | 0 | 0 | 0 | 0 | 0 | 9-5 | |





73 T



FRANK CRUM

HEIGHT/WEIGHT: 6-7 / 315

COLLEGE: Wyoming

BIRTHDAY: May. 14, 2000

BORN: Laramie, Wyo.

NFL EXPERIENCE: R

BRONCOS EXPERIENCE: R

GP/GS: 6/0

ACQUIRED: CFA-'24

AT A GLANCE

- A rookie tackle who has appeared in six games with the Broncos (2024).
- Played at the University of Wyoming who played six seasons with the Cowboys (2018-23), appearing in 56 games (49 starts).
- Started all 13 games at tackle in 2023, earning first-team All-Mountain West honors in 2023.
- Earned all-conference honors from Pro Football Focus after starting all 12 games in 2022.
- Was named honorable mention All-Mountain West by Pro Football Focus after starting all 13 games in 2021.
- Attended Laramie (Wyo.) High School, where he earned first-team 4A East All-Conference honors during his senior season in 2017.
- Signed by Denver as a college free agent on May 10, 2024.

2024: Made his NFL debut in Week 3 at T.B. (9/22).

COLLEGE: Played at the University of Wyoming who played six seasons with the Cowboys (2018-23), appearing in 56 games (49 starts)... Started all 13 games at tackle in 2023, earning first-team All-Mountain West honors... Earned all-conference honors from Pro Football Focus in 2022 after starting all 12 games and was part of an offensive line that allowed only 1.46 sacks per game... In 2021, was named honorable mention All-Mountain West by Pro Football Focus after starting all 13 games... Blocked for RB Xazavian Valladay, who ranked third in the conference in rushing yards per game... Started all six games played in 202 and helped pave the way for a rushing attack that ranked No. 2 in the Mountain West (219.5 ypg)... In 2019, played 12 games (5 starts) in 2019 after redshirting his freshman year in 2018.

PERSONAL: Attended Laramie (Wyo.) High School, where he earned first-team 4A East All-Conference honors during his senior season in 2017... Helped Laramie High School to the 2017 Class 4A State Playoffs... Also played basketball... Frank Crum was born May 14, 2000.


Transactions

Signed by Denver as a college free agent 5/10/24.

Frank Crum's NFL Regular Season Statistics

| DATE | TEAM | GP | GS |
|-------------------|---------|----------|----------|
| 2024 | Broncos | 6 | 0 |
| NFL TOTALS | | 6 | 0 |





42 ILB



ZACH CUNNINGHAM

HEIGHT/WEIGHT: 6-3 / 238

COLLEGE: Vanderbilt

BIRTHDAY: Dec. 2, 1994

BORN: Pinson, AL

NFL EXPERIENCE: 8th YR

BRONCOS EXPERIENCE: 1st YR

GP/GS: 97/84

ACQUIRED: FA-'24

AT A GLANCE

- An eighth-year inside linebacker who has appeared in 97 games (84 starts) with Houston (2017-21), Tennessee (2022), Philadelphia (2023) and Denver (2024), tallying 665 tackles (419 solo), 6.5 sacks (34.5 yds.), one interception (38 yds., TD), 23 passes defended, five forced fumbles and three fumble recoveries (24 yds.).
- In 2021, saw action in 14 combined games with the Texans and Titans and registered 92 tackles, seven stops for loss, three passes defended and a forced fumble.
- In 2020, led the NFL with 163 tackles (105 solo), tying Ray Lewis (2003) and Darius Leonard (2018) for the 10th-most tackles in a single season since 2000.
- Paced the AFC in 2019 with 137 tackles (95 solo), including seven tackles for loss, two sacks, three quarterback hits, two passes defended and two fumble recoveries.
- In 2017, finished tied for second among all NFL rookies with 82 tackles (45 solo).
- Was voted a two-time first-team All-SEC honoree (2015-16) and 2016 All-American after playing three seasons at Vanderbilt (2014-16) and appearing in 36 games, totaling 295 tackles (177 solo) 41 tackles for loss, six sacks, eight passes defended and seven fumble recoveries (13 yds).
- Selected by Houston in the second round (57th overall) of the 2017 NFL Draft.
- Signed by the Broncos (practice squad) as a free agent on Sept. 25, 2024.

2024: Cunningham has appeared in four games for Denver, making his Broncos debut and recording three tackles (1 solo) vs. Atl. (11/17).

2023: Cunningham appeared in 13 games (10 starts) for the Eagles, totaling 85 tackles (54 solo), two tackles for loss, four passes defended and one fumble recovery (forced by DT Jordan Davis)... Posted his first takeaway since 2019 with a fumble recovery that led to a touchdown drive at N.E. (9/10).

2022: Cunningham registered 23 tackles (14 solo) with one pass defended in six games (6 starts) with the Titans... In total, saw action in 205 defensive snaps for the Titans.

2021: Cunningham played in 12 games (9 starts) for the Texans and compiled 67 tackles (32 solo), four tackles for loss (four yds.), three passes defended and a forced fumble... Recorded 11 tackles (6 solo), including a stop for loss, a forced fumble and a pass defended at Ten. (11/21)... Was claimed off waivers by Tennessee on 12/9... Started four games at inside linebacker for the Titans and registered 26 tackles (19 solo), one tackle for loss and a special teams stop... Made his Titans debut at Pit. (12/19)... In the postseason with the Titans, registered 10 tackles (8 solo) and a tackle for loss.

2020: Cunningham started 16 games for Houston and led the NFL with 163 tackles (105 solo) while also notching a single-season career high three sacks (16 yds.)... Recorded a team-high 15 tackles (11 solo) and logged a sack and a quarterback hit vs. Bal. (9/20)... Cunningham became the fourth player in franchise history with at least 15 tackles and a sack in a game... Posted 10 tackles (7 solo), two tackles for loss, a sack and a quarterback hit vs. Jac. (10/11)... Became the sixth player in the NFL since 2010 with at least 50 tackles and two sacks in the first five games of a season... Tied for the team lead with nine tackles (7 solo) and a quarterback hit vs. N.E. (11/22), becoming the fourth player in franchise history with at least 100 tackles in three consecutive seasons... Joined J.J. Watt (Week 15 of 2012) as the only players in Texans history with at least 10 tackles (8 solo), a tackle for loss and a forced fumble in a single game vs. Ten. (1/3).

2019: Cunningham started all 16 regular season games, recording 137 (95 solo) tackles, seven tackles for loss, two sacks (11 yds.), three quarterback hits, two passes defended, two fumble recoveries and five special teams tackles... His 137 tackles led the AFC and ranked seventh in the NFL, and was the only player in the NFL in 2019 to record over 100 tackles on defense and at least five tackles on special teams... Posted a single-game career-high 16 tackles (13 solo) vs. Ind. (11/21) which tied for the fourth-most tackles recorded in a game in Texans history... Registered his fourth game with at least 14 tackles (10 solo) in 2019 at Ten. (12/15), which set a single-season franchise record and tied DeMeco Ryans (four) for the most such games in a career in franchise history... Started both postseason contests and tallied 16 tackles (10 solo), including two stops for loss and two passes defended... Led the team with 14 tackles (8 solo) and added a tackle for loss vs. Car. (9/29)... Finished second on the team with nine tackles, a tackle for loss and a pass defended in the AFC Wild Card win





vs. Buf. (1/4)... Became the third player in Texans history to record at least five tackles, a tackle for loss and a pass defended in a postseason game, joining Johnathan Joseph (2011) and J.J. Watt (2012)... Led the team with seven tackles (5 solo), a tackle for loss, a quarterback hit and a pass defended in the AFC Divisional Round at K.C. (1/12).

2018: Cunningham started 14 games at linebacker, totaling a career-high 105 tackles (73 solo), three tackles for loss (3 yds.), an interception returned for a touchdown (38 yds.), two forced fumbles and a fumble recovery... Cunningham recorded seven tackles, a stop for loss and two passes defended vs. Ind. (9/30)... Tallied a then career-high 13 tackles (9 solo) and was ranked fifth in franchise history for the most tackles (50) through a player's first six games of a season vs. Buf. (10/14)... Cunningham became the first Texans player to record three consecutive games with at least 10 tackles since DeMeco Ryans and Bernard Pollard in 2010... Recorded 12 tackles (7 solo) and a forced fumble at Phi. (12/23)... Joined Kiko Alonso and Bobby Wagner as the only players in the NFL to record multiple games with at least 10 tackles and a forced fumble in 2018... Cunningham started in his first NFL postseason debut vs. Ind. in the AFC Wild Card game (1/5) where he posted seven tackles (6 solo), a quarterback hit, a pass defended and a special teams tackle.

2017: Cunningham saw action all 16 games (13 starts)... Finished second on the team with 82 tackles (48 solo), five tackles for loss (eight yds.), 1.5 sacks, six passes defended and a forced fumble... Became the first player in franchise history to record 80 tackles and eight special teams tackles in a single season... Made his first NFL career start vs. Cin. (9/14) and recorded four solo stops... Produced nine tackles (4 solo) and added his first career forced fumble vs. KC (10/8)... Notched four tackles while producing two tackles for loss, a sack (3 yds.) and a quarterback hit at Ten. (12/3)... Posted nine tackles (6 solo) and a sack in consecutive weeks vs. S.F. (12/10)... Recorded 10 tackles (6 solo), while recording a career-high three passes defended at Pit. (12/25).

College: Cunningham played three seasons at Vanderbilt (2014-16) and appeared in 36 games, totaling 295 tackles (177 solo), 41 tackles for loss, six sacks, eight passes defended and seven fumble recoveries (13 yds.)... Was voted a two-time first-team All-SEC honoree (2015-16) and 2016 All-American ... Finished his Commodores career with the third-most tackles for loss (39.5) in program history... After leading the SEC in 125 tackles (9.6 per game) and ranking 6th nationally in that category, earned a unanimous first-team All-America selection as a junior in 2016.

Personal: Cunningham attended Pinson Valley High School, (Pinson, Ala.) where he received Alabama 5A Lineman of the Year, and Birmingham News' Lineman of the Year honors after the 2012 season... Was named first-team All-State during his season at linebacker... As a senior, totaled 194 tackles, four tackles for loss, 12 sacks, while also blocking four punts... Zach Cunningham was born on Dec. 2, 1994, in Pinson Ala.

REGULAR SEASON COMPARISON: DEFENSIVE - LOS ANGELES CHARGERS

| DATE | OPP | W/L | GP/GS | TACKLES | | | | | | | | MISC | | | |
|---------------|-----------|------------|------------|----------|----------|----------|------------|------------|----------|----------|----------|----------|----------|----------|----------|
| | | | | TOT | SOLO | ASST | SACK | YDS. | INT | TFL | PD | QBH | TD | FF | FR |
| 9/22/19 | HST @ LAC | W | S | 4 | 4 | 0 | 0.0 | 0.0 | 0 | 1 | 0 | 0 | 0 | 0 | 1 |
| TOTALS | | 1/0 | 1/1 | 4 | 4 | 0 | 0.0 | 0.0 | 0 | 1 | 0 | 0 | 0 | 0 | 1 |





Zach Cunningham's NFL Regular Season Defensive Statistics

| DATE | TEAM | GP | GS | TACKLES | | | | | | | | INTERCEPTIONS | | | | | O. FUMB | | | | ST | | | | MISC | | |
|--------------------------------------|--------------|-----------|-----------|------------|------------|------------|-----------|-----------|------------|-------------|-----------|---------------|-----------|------------|----------|-----------|----------|----------|----------|-----------|-----------|----------|----------|----------|----------|----------|---|
| | | | | TK | S | A | TFL | YDS | SK | YDS | QBH | NO | YDS | LG | TD | PD | FF | FR | TD | YDS | TK | S | A | FF | FR | S | A |
| 2017 | Texans | 16 | 13 | 82 | 45 | 37 | 5 | 8 | 1.5 | 7.5 | 2 | 0 | 0 | 0 | 0 | 6 | 1 | 0 | 0 | 0 | 8 | 3 | 5 | 0 | 0 | 0 | 0 |
| 2018 | Texans | 14 | 14 | 105 | 73 | 32 | 3 | 3 | 0.0 | 0.0 | 2 | 1 | 38 | 38t | 1 | 5 | 2 | 0 | 0 | 0 | 2 | 0 | 2 | 0 | 1 | 0 | 0 |
| 2019 | Texans | 16 | 16 | 137 | 95 | 42 | 7 | 27 | 2.0 | 11.0 | 3 | 0 | 0 | 0 | 2 | 0 | 2 | 0 | 24 | 5 | 4 | 1 | 0 | 0 | 0 | 0 | |
| 2020 | Texans | 16 | 16 | 163 | 105 | 58 | 7 | 21 | 3.0 | 16.0 | 4 | 0 | 0 | 0 | 2 | 1 | 0 | 0 | 0 | 1 | 1 | 0 | 0 | 0 | 0 | 0 | |
| 2021 | Texans | 12 | 9 | 67 | 32 | 35 | 4 | 8 | 0.0 | 0.0 | 1 | 0 | 0 | 0 | 3 | 1 | 0 | 0 | 0 | 0 | 0 | 0 | 0 | 0 | 0 | 0 | |
| 2022 | Titans | 6 | 6 | 23 | 14 | 9 | 0 | 0 | 0.0 | 0.0 | 0 | 0 | 0 | 0 | 1 | 0 | 0 | 0 | 0 | 1 | 1 | 0 | 0 | 0 | 0 | 0 | |
| 2023 | Eagles | 13 | 10 | 85 | 54 | 31 | 2 | 5 | 0.0 | 0.0 | 1 | 0 | 0 | 0 | 4 | 0 | 1 | 0 | 0 | 0 | 0 | 0 | 0 | 0 | 0 | 0 | |
| Went from Philadelphia to Tennessee. | | | | | | | | | | | | | | | | | | | | | | | | | | | |
| 2023 | Titans | 0 | 0 | 0 | 0 | 0 | 0 | 0 | 0.0 | 0.0 | 0 | 0 | 0 | 0 | 0 | 0 | 0 | 0 | 0 | 0 | 0 | 0 | 0 | 0 | 0 | 0 | 0 |
| 2023 | TOTAL | 13 | 10 | 85 | 54 | 31 | 2 | 5 | 0.0 | 0.0 | 1 | 0 | 0 | 0 | 4 | 0 | 1 | 0 | 0 | 0 | 0 | 0 | 0 | 0 | 0 | 0 | |
| 2024 | Eagles | 0 | 0 | 0 | 0 | 0 | 0 | 0 | 0.0 | 0.0 | 0 | 0 | 0 | 0 | 0 | 0 | 0 | 0 | 0 | 0 | 0 | 0 | 0 | 0 | 0 | 0 | |
| Went from Philadelphia to Denver. | | | | | | | | | | | | | | | | | | | | | | | | | | | |
| 2024 | Broncos | 4 | 0 | 3 | 1 | 2 | 0 | 0 | 0.0 | 0.0 | 0 | 0 | 0 | 0 | 0 | 0 | 0 | 0 | 0 | 0 | 0 | 0 | 0 | 0 | 0 | 0 | |
| 2024 | TOTAL | 4 | 0 | 3 | 1 | 2 | 0 | 0 | 0.0 | 0.0 | 0 | 0 | 0 | 0 | 0 | 0 | 0 | 0 | 0 | 0 | 0 | 0 | 0 | 0 | 0 | 0 | |
| NFL TOTALS | | 97 | 84 | 665 | 419 | 246 | 28 | 72 | 6.5 | 34.5 | 13 | 1 | 38 | 38T | 1 | 23 | 5 | 3 | 0 | 24 | 17 | 9 | 8 | 0 | 1 | 0 | |

Zach Cunningham's NFL Postseason Defensive Statistics

| DATE | TEAM | GP | GS | TACKLES | | | | | | | | INTERCEPTIONS | | | | | O. FUMB | | | | ST | | | | MISC | |
|-------------------|--------|----------|----------|-----------|-----------|-----------|----------|----------|------------|------------|----------|---------------|----------|----------|----------|----------|----------|----------|----------|----------|----------|----------|----------|----------|----------|---|
| | | | | TK | S | A | TFL | YDS | SK | YDS | QBH | NO | YDS | LG | TD | PD | FF | FR | TD | YDS | TK | S | A | FF | FR | S |
| 2018 | Texans | 1 | 1 | 7 | 5 | 2 | 0 | 0 | 0.0 | 0.0 | 1 | 0 | 0 | 0 | 1 | 0 | 0 | 0 | 0 | 1 | 1 | 0 | 0 | 0 | 0 | 0 |
| 2019 | Texans | 2 | 2 | 16 | 10 | 6 | 2 | 4 | 0.0 | 0.0 | 1 | 0 | 0 | 0 | 2 | 0 | 0 | 0 | 0 | 0 | 0 | 0 | 0 | 0 | 0 | |
| 2021 | Titans | 1 | 1 | 10 | 8 | 2 | 1 | 0 | 0.0 | 0.0 | 0 | 0 | 0 | 0 | 0 | 0 | 0 | 0 | 0 | 0 | 0 | 0 | 0 | 0 | 0 | |
| 2023 | Eagles | 1 | 1 | 9 | 4 | 5 | 0 | 0 | 0.0 | 0.0 | 0 | 0 | 0 | 0 | 2 | 0 | 0 | 0 | 0 | 0 | 0 | 0 | 0 | 0 | 0 | |
| NFL TOTALS | | 5 | 5 | 42 | 27 | 15 | 3 | 4 | 0.0 | 0.0 | 2 | 0 | 0 | 0 | 5 | 0 | 0 | 0 | 0 | 1 | 1 | 0 | 0 | 0 | 0 | |





SINGLE-GAME HIGHS: DEFENSIVE

Total Tackles 16 vs. Denver Broncos, Dec 08, 2019
 16 vs. Indianapolis Colts, Nov 21, 2019
 15 vs. Baltimore Ravens, Sep 20, 2020
 14 vs. Carolina Panthers, Sep 23, 2021
 14 vs. Cincinnati Bengals, Dec 27, 2020
 ...2 more at 14.

Solo Tackles 13 vs. Indianapolis Colts, Nov 21, 2019
 11 vs. Baltimore Ravens, Sep 20, 2020
 11 vs. Denver Broncos, Dec 08, 2019
 10 at Tennessee Titans, Dec 15, 2019
 9 vs. Washington Commanders, Oct 01, 2023
 ...4 more at 9.

Sacks 1.0 at Jacksonville Jaguars, Nov 08, 2020
 1.0 vs. Jacksonville Jaguars, Oct 11, 2020
 1.0 vs. Baltimore Ravens, Sep 20, 2020
 ...2 more at 1.0.

Passes Defensed 3 vs. Pittsburgh Steelers, Dec 25, 2017
 2 vs. Cleveland Browns, Dec 02, 2018
 2 at Indianapolis Colts, Sep 30, 2018
 1 at Buffalo Bills, Sep 19, 2022
 1 at Tennessee Titans, Nov 21, 2021
 ...10 more at 1.

Forced Fumbles 1 at Tennessee Titans, Nov 21, 2021
 1 vs. Tennessee Titans, Jan 03, 2021
 1 at Philadelphia Eagles, Dec 23, 2018
 ...2 more at 1.

Fumble Recoveries 1 at Jacksonville Jaguars, Nov 03, 2019
 1 at Los Angeles Chargers, Sep 22, 2019

Tackles For Loss 2 vs. Tennessee Titans, Jan 09, 2022
 2 vs. New York Jets, Nov 28, 2021
 2 vs. Jacksonville Jaguars, Oct 11, 2020
 ...2 more at 2.

Interceptions 1 vs. Cleveland Browns, Dec 02, 2018

Interception Return Yards 38 vs. Cleveland Browns, Dec 02, 2018

Special Teams Tackles 2 at Cincinnati Bengals, Sep 14, 2017
 1 vs. New York Giants, Sep 11, 2022
 1 vs. Tennessee Titans, Jan 09, 2022
 1 at Cleveland Browns, Nov 15, 2020
 ...13 more at 1.

Special Teams Fumble Recoveries 1 vs. Jacksonville Jaguars, Dec 30, 2018

Longest Opp Fumble Return 24 at Jacksonville Jaguars, Nov 03, 2019

SINGLE-GAME HIGHS - POSTSEASON: DEFENSIVE

Total Tackles 10 vs. Cincinnati Bengals, Jan 22, 2022
 9 vs. Buffalo Bills, Jan 04, 2020
 7 at Kansas City Chiefs, Jan 12, 2020
 7 vs. Indianapolis Colts, Jan 05, 2019

Solo Tackles 8 vs. Cincinnati Bengals, Jan 22, 2022
 5 at Kansas City Chiefs, Jan 12, 2020
 5 vs. Buffalo Bills, Jan 04, 2020
 5 vs. Indianapolis Colts, Jan 05, 2019

Passes Defensed 1 at Kansas City Chiefs, Jan 12, 2020
 1 vs. Buffalo Bills, Jan 04, 2020
 1 vs. Indianapolis Colts, Jan 05, 2019

Tackles For Loss 1 vs. Cincinnati Bengals, Jan 22, 2022
 1 at Kansas City Chiefs, Jan 12, 2020
 1 vs. Buffalo Bills, Jan 04, 2020

Special Teams Tackles 1 vs. Indianapolis Colts, Jan 05, 2019





2023 GAME-BY-GAME REGULAR-SEASON STATISTICS (EAGLES/TITANS)

| DATE | OPPONENT | P/S | TACKLES | | | | | | | INTERCEPTIONS | | | | | O. FUMB | | | | ST | | | | MISC | | | SCORE | | |
|--|---------------|-------|------------------|----|----|----|-----|-----|-----|---------------|----|-----|----|----|---------|----|----|----|-----|----|---|---|------|----|---|-------|--------|--------|
| | | | TK | S | A | SK | YDS | TFL | YDS | QBH | NO | YDS | LG | TD | PD | FF | FR | TD | YDS | TK | S | A | FF | FR | S | | A | W/L |
| 09/10 | at Patriots | S | 4 | 3 | 1 | 0 | 0 | 0 | 0 | 0 | 0 | 0 | 0 | 0 | 0 | 1 | 0 | 0 | 0 | 0 | 0 | 0 | 0 | 0 | 0 | 0 | W | 25-20 |
| 09/14 | Vikings | S | 8 | 5 | 3 | 0 | 0 | 0 | 1 | 5 | 0 | 0 | 0 | 0 | 0 | 0 | 0 | 0 | 0 | 0 | 0 | 0 | 0 | 0 | 0 | W | 34-28 | |
| 09/25 | at Buccaneers | S | 4 | 1 | 3 | 0 | 0 | 0 | 0 | 0 | 0 | 0 | 0 | 0 | 0 | 0 | 0 | 0 | 0 | 0 | 0 | 0 | 0 | 0 | 0 | W | 25-11 | |
| 10/01 | Commanders | S | 13 | 9 | 4 | 0 | 0 | 0 | 0 | 0 | 0 | 0 | 0 | 0 | 0 | 0 | 0 | 0 | 0 | 0 | 0 | 0 | 0 | 0 | 0 | W | 34-31+ | |
| 10/08 | at Rams | S | 4 | 1 | 3 | 0 | 0 | 0 | 0 | 0 | 1 | 0 | 0 | 0 | 0 | 0 | 0 | 0 | 0 | 0 | 0 | 0 | 0 | 0 | 0 | W | 23-14 | |
| 10/15 | at Jets | P | 4 | 2 | 2 | 0 | 0 | 0 | 0 | 0 | 0 | 0 | 0 | 0 | 0 | 0 | 0 | 0 | 0 | 0 | 0 | 0 | 0 | 0 | 0 | L | 14-20 | |
| 10/22 | Dolphins | S | 2 | 2 | 0 | 0 | 0 | 0 | 0 | 0 | 0 | 0 | 0 | 0 | 0 | 0 | 0 | 0 | 0 | 0 | 0 | 0 | 0 | 0 | 0 | W | 31-17 | |
| 10/29 | at Commanders | P | 5 | 3 | 2 | 0 | 0 | 0 | 0 | 0 | 0 | 0 | 0 | 0 | 0 | 0 | 0 | 0 | 0 | 0 | 0 | 0 | 0 | 0 | 0 | W | 38-31 | |
| 11/05 | Cowboys | S | 10 | 8 | 2 | 0 | 0 | 0 | 1 | 0 | 0 | 0 | 0 | 0 | 0 | 0 | 0 | 0 | 0 | 0 | 0 | 0 | 0 | 0 | 0 | W | 28-23 | |
| Went from Eagles to Titans . | | | | | | | | | | | | | | | | | | | | | | | | | | | | |
| 11/12 | at Buccaneers | | NOT ON ROSTER | | | | | | | | | | | | | | | | | | | | | | | | L | 6-20 |
| Went from Titans to Eagles . | | | | | | | | | | | | | | | | | | | | | | | | | | | | |
| 11/20 | at Chiefs | S | 7 | 6 | 1 | 0 | 0 | 0 | 0 | 0 | 0 | 0 | 0 | 0 | 1 | 0 | 0 | 0 | 0 | 0 | 0 | 0 | 0 | 0 | 0 | 0 | W | 21-17 |
| 11/26 | Bills | S | 10 | 7 | 3 | 0 | 0 | 0 | 0 | 0 | 0 | 0 | 0 | 0 | 0 | 0 | 0 | 0 | 0 | 0 | 0 | 0 | 0 | 0 | 0 | 0 | W | 37-34+ |
| 12/03 | 49ers | | ON INACTIVE LIST | | | | | | | | | | | | | | | | | | | | | | | | L | 19-42 |
| 12/10 | at Cowboys | S | 9 | 5 | 4 | 0 | 0 | 0 | 0 | 0 | 0 | 0 | 0 | 0 | 0 | 0 | 0 | 0 | 0 | 0 | 0 | 0 | 0 | 0 | 0 | L | 13-33 | |
| 12/18 | at Seahawks | | ON INACTIVE LIST | | | | | | | | | | | | | | | | | | | | | | | | L | 17-20 |
| 12/25 | Giants | | ON INACTIVE LIST | | | | | | | | | | | | | | | | | | | | | | | | W | 33-25 |
| 12/31 | Cardinals | | ON INACTIVE LIST | | | | | | | | | | | | | | | | | | | | | | | | L | 31-35 |
| 01/07 | at Giants | P | 5 | 2 | 3 | 0 | 0 | 0 | 0 | 0 | 0 | 0 | 0 | 0 | 0 | 0 | 0 | 0 | 0 | 0 | 0 | 0 | 0 | 0 | 0 | L | 10-27 | |
| 2023 TOTALS | | 13-10 | 85 | 54 | 31 | 0 | 0 | 0 | 2 | 5 | 1 | 0 | 0 | 0 | 0 | 4 | 0 | 1 | 0 | 0 | 0 | 0 | 0 | 0 | 0 | 0 | 11-7 | |

+ - Overtime

2024 GAME-BY-GAME REGULAR-SEASON STATISTICS (EAGLES/BRONCOS)

| DATE | OPPONENT | P/S | TACKLES | | | | | | | INTERCEPTIONS | | | | | O. FUMB | | | | ST | | | | MISC | | | SCORE | | |
|---|------------|-----|---------------------------|---|---|----|-----|-----|-----|---------------|----|-----|----|----|---------|----|----|----|-----|----|---|---|------|----|---|-------|-------|-------|
| | | | TK | S | A | SK | YDS | TFL | YDS | QBH | NO | YDS | LG | TD | PD | FF | FR | TD | YDS | TK | S | A | FF | FR | S | | A | W/L |
| 09/06 | Packers | | DID NOT PLAY | | | | | | | | | | | | | | | | | | | | | | | | W | 34-29 |
| 09/16 | Falcons | | DID NOT PLAY | | | | | | | | | | | | | | | | | | | | | | | | L | 21-22 |
| 09/22 | at Saints | | DID NOT PLAY | | | | | | | | | | | | | | | | | | | | | | | | W | 15-12 |
| Went from Eagles to Broncos . | | | | | | | | | | | | | | | | | | | | | | | | | | | | |
| 09/29 | at Jets | | PRACTICE SQUAD | | | | | | | | | | | | | | | | | | | | | | | | W | 10-9 |
| 10/06 | Raiders | | PRACTICE SQUAD | | | | | | | | | | | | | | | | | | | | | | | | W | 34-18 |
| 10/13 | Chargers | | PRACTICE SQUAD | | | | | | | | | | | | | | | | | | | | | | | | L | 16-23 |
| 10/17 | at Saints | | PRACTICE SQUAD | | | | | | | | | | | | | | | | | | | | | | | | W | 33-10 |
| 10/27 | Panthers | | PRACTICE SQUAD | | | | | | | | | | | | | | | | | | | | | | | | W | 28-14 |
| 11/03 | at Ravens | | PRACTICE SQUAD | | | | | | | | | | | | | | | | | | | | | | | | L | 10-41 |
| 11/10 | at Chiefs | | DID NOT PLAY (NON-INJURY) | | | | | | | | | | | | | | | | | | | | | | | | L | 14-16 |
| 11/17 | Falcons | P | 3 | 1 | 2 | 0 | 0 | 0 | 0 | 0 | 0 | 0 | 0 | 0 | 0 | 0 | 0 | 0 | 0 | 0 | 0 | 0 | 0 | 0 | 0 | W | 38-6 | |
| 11/24 | at Raiders | P | 0 | 0 | 0 | 0 | 0 | 0 | 0 | 0 | 0 | 0 | 0 | 0 | 0 | 0 | 0 | 0 | 0 | 0 | 0 | 0 | 0 | 0 | 0 | W | 29-19 | |
| 12/02 | Browns | P | 0 | 0 | 0 | 0 | 0 | 0 | 0 | 0 | 0 | 0 | 0 | 0 | 0 | 0 | 0 | 0 | 0 | 0 | 0 | 0 | 0 | 0 | 0 | W | 41-32 | |
| 12/15 | Colts | P | 0 | 0 | 0 | 0 | 0 | 0 | 0 | 0 | 0 | 0 | 0 | 0 | 0 | 0 | 0 | 0 | 0 | 0 | 0 | 0 | 0 | 0 | 0 | W | 31-13 | |
| 2024 TOTALS | | 4-0 | 3 | 1 | 2 | 0 | 0 | 0 | 0 | 0 | 0 | 0 | 0 | 0 | 0 | 0 | 0 | 0 | 0 | 0 | 0 | 0 | 0 | 0 | 0 | 0 | 10-4 | |





2018 GAME-BY-GAME POSTSEASON STATISTICS (TEXANS)

| DATE | OPPONENT | P/S | TACKLES | | | | | | INTERCEPTIONS | | | | | O. FUMB | | | | ST | | | MISC | | | SCORE | | | | | |
|--------------------|----------|------------|----------|----------|----------|------------|------------|----------|---------------|----------|----------|----------|----------|----------|----------|----------|----------|----------|----------|----------|----------|----------|----------|----------|----------|----------|----------|------------|------|
| | | | TK | S | A | SK | YDS | TFL | YDS | QBH | NO | YDS | LG | TD | PD | FF | FR | TD | YDS | TK | S | A | FF | | FR | S | A | W/L | |
| 01/05 | Colts | S | 7 | 5 | 2 | 0.0 | 0.0 | 0 | 0 | 1 | 0 | 0 | 0 | 0 | 1 | 0 | 0 | 0 | 0 | 1 | 1 | 1 | 0 | 0 | 0 | 0 | 0 | L | 7-21 |
| 2018 TOTALS | | 1-1 | 7 | 5 | 2 | 0.0 | 0.0 | 0 | 0 | 1 | 0 | 0 | 0 | 0 | 1 | 0 | 0 | 0 | 0 | 1 | 1 | 1 | 0 | 0 | 0 | 0 | 0 | 0-1 | |

2019 GAME-BY-GAME POSTSEASON STATISTICS (TEXANS)

| DATE | OPPONENT | P/S | TACKLES | | | | | | INTERCEPTIONS | | | | | O. FUMB | | | | ST | | | MISC | | | SCORE | | | | | |
|--------------------|-----------|------------|-----------|-----------|----------|------------|------------|----------|---------------|----------|----------|----------|----------|----------|----------|----------|----------|----------|----------|----------|----------|----------|----------|----------|----------|----------|------------|-------|------------|
| | | | TK | S | A | SK | YDS | TFL | YDS | QBH | NO | YDS | LG | TD | PD | FF | FR | TD | YDS | TK | S | A | FF | | FR | S | A | W/L | |
| 01/04 | Bills | S | 9 | 5 | 4 | 0.0 | 0.0 | 1 | 2 | 0 | 0 | 0 | 0 | 0 | 1 | 0 | 0 | 0 | 0 | 0 | 0 | 0 | 0 | 0 | 0 | 0 | 0 | W | 22-19 + |
| 01/12 | at Chiefs | S | 7 | 5 | 2 | 0.0 | 0.0 | 1 | 2 | 1 | 0 | 0 | 0 | 0 | 1 | 0 | 0 | 0 | 0 | 0 | 0 | 0 | 0 | 0 | 0 | 0 | L | 31-51 | |
| 2019 TOTALS | | 2-2 | 16 | 10 | 6 | 0.0 | 0.0 | 2 | 4 | 1 | 0 | 0 | 0 | 0 | 2 | 0 | 0 | 0 | 0 | 0 | 0 | 0 | 0 | 0 | 0 | 0 | 1-1 | | |

+ - Overtime


2021 GAME-BY-GAME POSTSEASON STATISTICS (TITANS)

| DATE | OPPONENT | P/S | TACKLES | | | | | | INTERCEPTIONS | | | | | O. FUMB | | | | ST | | | MISC | | | SCORE | | | | |
|--------------------|----------|------------|-----------|----------|----------|------------|------------|----------|---------------|----------|----------|----------|----------|----------|----------|----------|----------|----------|----------|----------|----------|----------|----------|----------|----------|----------|------------|-------|
| | | | TK | S | A | SK | YDS | TFL | YDS | QBH | NO | YDS | LG | TD | PD | FF | FR | TD | YDS | TK | S | A | FF | | FR | S | A | W/L |
| 01/22 | Bengals | S | 10 | 8 | 2 | 0.0 | 0.0 | 1 | 0 | 0 | 0 | 0 | 0 | 0 | 0 | 0 | 0 | 0 | 0 | 0 | 0 | 0 | 0 | 0 | 0 | 0 | L | 16-19 |
| 2021 TOTALS | | 1-1 | 10 | 8 | 2 | 0.0 | 0.0 | 1 | 0 | 0 | 0 | 0 | 0 | 0 | 0 | 0 | 0 | 0 | 0 | 0 | 0 | 0 | 0 | 0 | 0 | 0 | 0-1 | |

2023 GAME-BY-GAME POSTSEASON STATISTICS (EAGLES)

| DATE | OPPONENT | P/S | TACKLES | | | | | | INTERCEPTIONS | | | | | O. FUMB | | | | ST | | | MISC | | | SCORE | | | | |
|--------------------|---------------|------------|----------|----------|----------|------------|------------|----------|---------------|----------|----------|----------|----------|----------|----------|----------|----------|----------|----------|----------|----------|----------|----------|----------|----------|----------|------------|------|
| | | | TK | S | A | SK | YDS | TFL | YDS | QBH | NO | YDS | LG | TD | PD | FF | FR | TD | YDS | TK | S | A | FF | | FR | S | A | W/L |
| 01/15 | at Buccaneers | S | 9 | 4 | 5 | 0.0 | 0.0 | 0 | 0 | 0 | 0 | 0 | 0 | 0 | 2 | 0 | 0 | 0 | 0 | 0 | 0 | 0 | 0 | 0 | 0 | 0 | L | 9-32 |
| 2023 TOTALS | | 1-1 | 9 | 4 | 5 | 0.0 | 0.0 | 0 | 0 | 0 | 0 | 0 | 0 | 2 | 0 | 0 | 0 | 0 | 0 | 0 | 0 | 0 | 0 | 0 | 0 | 0 | 0-1 | |





9 P



**RILEY
DIXON**

HEIGHT/WEIGHT: 6-4 / 221

COLLEGE: Syracuse

BIRTHDAY: Aug. 24, 1993

BORN: Oneida, N.Y.

NFL EXPERIENCE: 9th YR

BRONCOS EXPERIENCE: 4th YR

GP/GS: 145/0

ACQUIRED: UFA (LAR)-'23

AT A GLANCE

- A ninth-year player who has appeared in 145 games with Denver (2016-17; '23-24), N.Y. Giants (2018-21) and L.A. Rams (2022), punting 657 times for 30,205 yards (46.0 avg. / 41.1 net) with 42 touchbacks and 228 punts inside of the 20-yard line.
- Since 2016, ranks in the Top-10 among punters in punts (1st-646), punting yards (1st-29,662) and punts inside of the 20-yard line (3rd-222).
- Punted 79 times for 3,659 yards (46.3 avg. / 42.3 net) with 27 punts inside the 20-yard line and six touchbacks in 2023.
- Set a career-high 48.4 punting average in 17 games in 2022 with the Rams after punting 71 times for 3,434 yards with 19 punts inside of the 20-yard line, four touchbacks and a 40.8 net average.
- Punted 74 times in 17 games during 2021 with the Giants, totaling 3,283 yards (44.4 avg. / 39.5 net) with 24 punts inside of the 20-yard line and six touchbacks.
- In 2020, recorded 2,911 yards on 65 punts (44.8 avg. / 38.8 net) along with 28 punts inside of the 20-yard line and six touchbacks.
- Recorded a career-high 29 punts inside the 20-yard line on 69 punts and also totaled 3,178 yards (46.1 avg. / 42.3 net) and two touchbacks in 16 games in 2019.
- Contributed 3,226 yards on 71 punts (45.4 avg. / 41.8 net) with four touchbacks and 20 punts inside of the 20-yard line in 16 games during the 2018 season.
- Played in 16 games in 2017, punting 73 times for the Broncos for 3,331 yards (45.6 avg. / 40.2 net) with 23 punts inside of the 20-yard line and three touchbacks.
- Punted 89 times for 4,068 yards (45.7 avg.) with Denver in 2016, setting an NFL rookie record for single-season net punting average (41.3).
- Played 39 games for Syracuse University after joining the team as a walk-on, totaling 218 punts for 9,291 yards (42.9 avg.) with 72 punts inside the 20-yard line.
- Selected by the Broncos in the seventh round (228th overall) of the 2016 NFL Draft.
- Signed by Denver as an unrestricted free agent (L.A. Rams) on March 21, 2023.

2024: Dixon punted eight times for 389 yards (48.6 avg. / 46.1 net) with one touchback and four punts inside of the 20-yard line at Sea. (9/8)... Talled six punts in the season opener vs. Pit. (9/15) for 315 yards (52.5 avg. / 48.0 net) with three punts inside of the 20-yard line... Punted eight times for 339 yards (42.4 avg. / 44.2 net) with three punts inside of the 20-yard line at NYJ (9/29)... Punted three times for 153 yards (51.0 avg. / 44.3 net) with two punts inside the 20-yard line and one touchback vs. Car. (10/27)... Punted five times for 236 yards (47.2 avg. / 41.6 net) with one punt inside the 20-yard line at K.C. (11/10)... Punted four times for 192 yards (48.0 avg. / 44.5 net) with two punts inside the 20-yard line at L.V. (11/24)... Punted five times for 256 yards (51.2 avg. / 49.6 net) with three punts inside the 20-yard line vs Cle. (12/2)..Had three punts inside the 20-yard line after punting six times for 287 yards (47.8 avg. / 38.2 net) vs. Ind. (12/15)...

2023: Dixon punted 79 times for 3,659 yards (46.3 avg. / 42.3 net) with 27 punts inside the 20-yard line and six touchbacks... Punted five times for 234 yards (46.8 avg. / 40.8 net) with three punts inside the 20 at Mia. (9/24)... Had four punts for 163 yards (40.8 avg. / 38.8 net) with two punts inside of the 20 at Chi. (10/1)... Had one punt inside the 20-yard line on five punts for 224 yards (44.8 avg. / 42.8 net) and also assisted on a tackle at K.C. (10/12)... Punted four times for 217 yards (54.3 avg. / 42.5 net), including a season-high 68 yard punt, in the win vs. Min. (11/19)... Had three punts inside of the 20-yard line after punting six times for 266 yards (44.3 avg. / 43.2 net) at Hou. (12/3)... Tied his career high with five punts inside of the 20-yard line on seven attempts along with 313 yards (44.7 avg. / 44.7 net) at LAC (12/10)... Punted five times for 259 yards (51.8 avg. / 46.2 net) with two punts inside of the 20-yard line at Det. (12/16)... Had five punts for 243 yards (48.6 avg. / 42.2 net) with three punts inside the 20-yard line vs. LAC (12/31).

2022: Dixon set a career-high 48.4 punting average in 17 games with the Rams after punting 71 times for 3,434 yards with 19 punts inside of the 20-yard line, four touchbacks and a 40.8 net average... Punted five times for 240 yards (48.0 avg. / 45.6 net) with one punt inside the 20-yard line vs. Car. (10/16)... Totaled 253 yards on five punts (50.6 avg. / 43.8 net) along with





one punt inside the 20-yard line vs. S.F. (10/30)... Contributed a season-high nine punts for 477 yards (53.0 avg. / 43.9 net) along with two punts inside the 20-yard line at T.B. (11/6)... Punted six times for 286 yards (47.7 avg. / 41.0 net) and one punt inside the 20-yard line at N.O. (11/20).

2021: Dixon punted 74 times in 17 games with the Giants, totaling 3,283 yards (44.4 avg. / 39.5 net) with 24 punts inside of the 20-yard line and six touchbacks... Produced 215 yards and two punts inside of the 20-yard line on five punt attempts (43.0 avg. / 43.0 net) at K.C. (11/1)... Produced five punts for 228 yards (45.6 avg. / 41.6 net) with one punt inside the 20-yard line at LAC (12/12)... Totaled a season-high 306 yards on six punts (51.0 avg. / 47.2 net) with one punt inside the 20-yard line vs. Was. (1/9).

2020: Dixon recorded 2,911 yards on 65 punts (44.8 avg. / 38.8 net) along with 28 punts inside of the 20-yard line and six touchbacks... Placed two punts inside the 20-yard line and totaled 216 yards on five punts (43.2 avg. / 40.0 net) at LAR (10/4)... Punted six times for 265 yards (44.2 avg. / 42.0 net) and three punts inside the 20-yard line at Phi. (10/22)... Contributed five punts for 233 yards (46.6 avg. / 37.8 net) with two punts inside the 20-yard line at Cin. (11/29)... Punted a season-high eight times for 390 yards (48.8 avg. / 36.6 net) with one punt inside of the 20-yard line vs. Ari. (12/13)... Punted twice inside the 20-yard line and amassed 226 yards on five punts (45.2 avg. / 37.6 net) vs. Dal. (1/3).

2019: Dixon recorded a career-high 29 punts inside the 20-yard line on 69 punts and also totaled 3,178 yards (46.1 avg. / 42.3 net) and two touchbacks in 16 games... Placed two punts inside of the 20-yard line on five attempts and totaled 242 yards (48.4 avg. / 47.2 net) vs. Buf. (9/15)... Punted five times for 244 yards (48.8 avg. / 47.0 net) with one punt inside of the 20-yard line at T.B. (9/22)... Posted 322 yards on six punts (53.7 avg. / 45.5 net) with one punt inside the 20-yard line at NYJ (11/10)... Set a season-high four punts inside the 20-yard line on five attempts for 257 yards (51.4 avg. / 51.2 net) at Chi. (11/24)... Had a season-high nine punts for 415 yards (46.1 avg. / 43.6 net) with two punts inside the 20-yard line at Phi. (12/9)... Punted five times for 209 yards (41.8 avg. / 41.8 net) with two punts inside the 20-yard line vs. Mia. (12/15)... Contributed 257 yards on six punts (42.8 avg. / 42.3 net) with three punts inside of the 20-yard line vs. Phi. (12/29).

2018: Dixon contributed 3,226 yards on 71 punts (45.4 avg. / 41.8 net) with four touchbacks and 20 punts inside of the 20-yard line in 16 games... Punted five times for 247 yards (49.4 avg. / 43.4 net) vs. Jac. (9/9)... Set a season-high three punts inside the 20-yard line on six punts for 260 yards (43.3 avg. / 40.0 net) at Dal. (9/16)... Posted 253 yards on five punts (50.6 avg. / 41.2 net) with two punts inside the 20-yard line vs. Phi. (10/11)... Recorded three punts inside the 20-yard line on five punts and finished with 220 yards (44.0 avg. / 44.0 net) vs. Was. (10/28)... Punted five times for 238 yards (47.6 avg. / 42.8 net) with three punts inside the 20-yard line at S.F. (11/12)... Posted a season-high seven punts for 311 yards (44.4 avg. / 42.1 net) and one punt inside the 20-yard line vs. Chi. (12/2)... Totaled 258 yards on six punts (43.0 avg. / 43.3 net) with one punt inside the 20-yard line at Was. (12/9).

2017: Dixon punted 73 times for 3,331 yards (45.6 avg. / 40.2 net) with 23 punts inside the 20-yard line and two blocks... Punted three times for 144 yards (48.0 avg. / 49.0 net) vs. LAC (9/11)... Punted three times for 125 yards (41.7 avg.) and made one special-teams tackle at Buf. (9/24)... Punted four times for 162 yards (40.5 avg. / 40.5 net) at K.C. (10/30)... Punted six times for 302 yards (50.3 avg. / 46.7 net) at Phi. (11/5)... Punted five times for 222 yards (44.4 / 43.6 net) with a season-best four punts inside the 20-yard line vs. Cin. (11/19).

2016: Selected in the seventh round (228th overall) of the 2016 NFL Draft, Dixon punted 89 times for 4,068 yards (45.7 avg. / 41.3 net)... Finished with the highest net punting average (41.3) by a rookie in NFL history... Punted seven times for 330 yards (47.1 avg. / 41.9 net) with five punts inside the 20-yard line at T.B. (10/2)... Punted five times for 253 yards (50.6 avg. / 47.8 net), including a 68-yard punt from the end zone with just over two minutes remaining in the game vs. S.D. (10/30)... Punted 11 times for 506 yards—the fifth-most yards in team history—(46.0 avg. / 40.8 net) with three punts inside the 20-yard line at Jac. (12/4)... Punted five times for 207 yards (41.4 avg. / 38.0 net) with two punts inside the 20-yard line in addition to completing a 16-yard pass at Ten. (12/11)... Became the second Broncos punter ever and first since Chris Norman (vs. K.C. on 11/16/86) to complete a pass.

COLLEGE: Dixon played 39 games for Syracuse University after joining the team as a walk-on, totaling 218 punts for 9,291 yards (42.9 avg.) with 72 punts inside the 20-yard line... Appeared in 12 games in 2015, totaling 65 punts for 2,839 yards (43.7 gross / 41.9 net) while placing 28 kicks inside the 20-yard line (43.1%) in his senior season at Syracuse... Named one of 10 semifinalists for the Ray Guy Award (nation's top punter) and a semifinalist for the William V. Campbell Trophy (most outstanding football scholar-athlete)... Played 12 games as a junior, punting 75 times for 3,182 yards (42.4 avg.) with 23 punts inside the 20-yard line... Earned honorable mention All-ACC recognition and was a Burlsworth Trophy nominee (most outstanding player who began his career as a walk-on)... Completed the eventual game-winning pass (1 yd.) on a fake field goal in double overtime vs. Villanova (8/29/14)... Rushed for 42 yards on a fake punt against Notre Dame (9/27/14)... Saw action in all 13 games in 2013, punting 75 times for 3,161 yards (42.1 avg.)... Booted a school-record 75-yard punt against Clemson (10/5/13)... Rewarded with a scholarship at the end of his redshirt sophomore season.

PERSONAL: Dixon oversaw punting and kicking duties for Christian Brothers Academy in Syracuse, N.Y.... Named to the 2010 Post-Standard All-Central New York first team... Also lettered in baseball... Earned his undergraduate degree in accounting and is currently pursuing a master's degree in accounting... Named to Syracuse's Athletic Director Honor Roll in nine consecutive semesters in addition to making the 2013 and 2014 All-ACC Academic teams... Riley Dixon was born on Aug. 24, 1993, in Oneida, N.Y.

Transactions

Signed by Denver as a draft choice 5/11/16; Traded to N.Y. Giants 4/23/18; Re-Signed by N.Y. Giants 12/8/19; Released by N.Y. Giants 3/10/22; Signed by L.A. Rams 4/5/22; Signed by Denver 3/21/23.





REGULAR SEASON COMPARISON: PUNTING - LOS ANGELES CHARGERS

| DATE | OPP | W/L | GP/GS | NO. | YDS. | AVG. | TB | I20 | LG |
|---------------|-------------|------------|------------|-----------|--------------|-------------|----------|-----------|-----------|
| 10/13/16 | DEN @ SD | L | P | 5 | 221 | 44.2 | 0 | 2 | 48 |
| 10/30/16 | DEN vs. SD | W | P | 5 | 253 | 50.6 | 0 | 0 | 68 |
| 9/11/17 | DEN vs. LAC | W | P | 3 | 144 | 48.0 | 0 | 2 | 53 |
| 10/22/17 | DEN @ LAC | L | P | 8 | 349 | 43.6 | 0 | 2 | 46 |
| 12/12/21 | NYG @ LAC | L | P | 5 | 228 | 45.6 | 1 | 1 | 63 |
| 1/1/23 | LA @ LAC | L | P | 5 | 222 | 44.4 | 0 | 1 | 57 |
| 12/10/23 | DEN @ LAC | W | P | 7 | 313 | 44.7 | 0 | 5 | 56 |
| 12/31/23 | DEN vs. LAC | W | P | 5 | 243 | 48.6 | 1 | 3 | 63 |
| 10/13/24 | DEN vs. LAC | L | P | 5 | 233 | 46.6 | 0 | 3 | 54 |
| TOTALS | | 4/5 | 9/0 | 48 | 2,206 | 46.0 | 2 | 19 | 68 |

Riley Dixon's NFL Regular Season Punting Statistics

| DATE | TEAM | GP | NO. | YDS. | AVG. | OPP. RET. | YDS. | NET YDS. | AVG. | TB | IN20 | LG | BK |
|-------------------|---------|------------|------------|---------------|-------------|------------|--------------|---------------|-------------|-----------|------------|-----------|----------|
| 2016 | Broncos | 16 | 89 | 4,068 | 45.7 | 40 | 271 | 3,677 | 41.3 | 6 | 28 | 68 | 0 |
| 2017 | Broncos | 16 | 73 | 3,331 | 45.6 | 30 | 258 | 3,013 | 40.2 | 3 | 23 | 60 | 2 |
| 2018 | Giants | 16 | 71 | 3,226 | 45.4 | 27 | 177 | 2,969 | 41.8 | 4 | 20 | 60 | 0 |
| 2019 | Giants | 16 | 69 | 3,178 | 46.1 | 24 | 136 | 3,002 | 42.3 | 2 | 29 | 62 | 2 |
| 2020 | Giants | 16 | 65 | 2,911 | 44.8 | 25 | 232 | 2,559 | 38.8 | 6 | 28 | 71 | 1 |
| 2021 | Giants | 17 | 74 | 3,283 | 44.4 | 28 | 237 | 2,926 | 39.5 | 6 | 24 | 63 | 0 |
| 2022 | Rams | 17 | 71 | 3,434 | 48.4 | 36 | 372 | 2,982 | 40.8 | 4 | 19 | 67 | 2 |
| 2023 | Broncos | 17 | 79 | 3,659 | 46.3 | 31 | 195 | 3,344 | 42.3 | 6 | 27 | 68 | 0 |
| 2024 | Broncos | 14 | 66 | 3,115 | 47.2 | 26 | 226 | 2,789 | 42.3 | 5 | 30 | 65 | 0 |
| NFL TOTALS | | 145 | 657 | 30,205 | 46.0 | 267 | 2,104 | 27,261 | 41.1 | 42 | 228 | 71 | 7 |





SINGLE-GAME HIGHS: PUNTER

| | | | |
|----------------------------|---|------------------------------|---|
| Punts | 11 at Jacksonville Jaguars, Dec 04, 2016 9 at Tampa Bay Buccaneers, Nov 06, 2022 9 at Philadelphia Eagles, Dec 09, 2019 8 at New York Jets, Sep 29, 2024 8 at Seattle Seahawks, Sep 08, 2024 ...4 more at 8. | Pass Attempts | 1 at Kansas City Chiefs, Nov 27, 2022 1 vs. Dallas Cowboys, Oct 09, 2022 1 at Los Angeles Chargers, Dec 12, 2021 ...2 more at 1. |
| Gross Punting Yards | 506 at Jacksonville Jaguars, Dec 04, 2016 477 at Tampa Bay Buccaneers, Nov 06, 2022 415 at Philadelphia Eagles, Dec 09, 2019 390 vs. Arizona Cardinals, Dec 13, 2020 389 at Seattle Seahawks, Sep 08, 2024 | Pass Completions | 1 at Kansas City Chiefs, Nov 27, 2022 1 vs. Dallas Cowboys, Oct 09, 2022 1 at Tennessee Titans, Dec 11, 2016 |
| Gross Punting Avg | 58.0 at Chicago Bears, Sep 20, 2020 57.3 at San Francisco 49ers, Oct 03, 2022 55.6 at Las Vegas Raiders, Jan 07, 2024 55.0 vs. Washington Redskins, Sep 29, 2019 54.7 vs. Seattle Seahawks, Dec 04, 2022 | Yards Passing | 16 at Tennessee Titans, Dec 11, 2016 12 vs. Dallas Cowboys, Oct 09, 2022 6 at Kansas City Chiefs, Nov 27, 2022 |
| Net Punting Yards | 449 at Jacksonville Jaguars, Dec 04, 2016 395 at Tampa Bay Buccaneers, Nov 06, 2022 392 at Philadelphia Eagles, Dec 09, 2019 369 at Seattle Seahawks, Sep 08, 2024 337 at Oakland Raiders, Nov 26, 2017 | Rush Attempts | 1 vs. Tennessee Titans, Dec 16, 2018 |
| Net Punting Avg | 54.7 vs. Seattle Seahawks, Dec 04, 2022 53.3 vs. Philadelphia Eagles, Nov 15, 2020 53.0 vs. Washington Redskins, Sep 29, 2019 51.2 at Chicago Bears, Nov 24, 2019 50.8 at Las Vegas Raiders, Jan 07, 2024 | Rushing Yards | 14 vs. Tennessee Titans, Dec 16, 2018 |
| Longest Punts | 71 vs. Philadelphia Eagles, Nov 15, 2020 68 vs. Minnesota Vikings, Nov 19, 2023 68 vs. San Diego Chargers, Oct 30, 2016 67 at Seattle Seahawks, Jan 08, 2023 65 at Seattle Seahawks, Sep 08, 2024 ...1 more at 65. | Longest Runs | 14 vs. Tennessee Titans, Dec 16, 2018 |
| Inside the 20 | 5 at Los Angeles Chargers, Dec 10, 2023 5 at Tampa Bay Buccaneers, Oct 02, 2016 4 at Seattle Seahawks, Sep 08, 2024 4 vs. Philadelphia Eagles, Nov 15, 2020 ...2 more at 4. | Special Teams Tackles | 2 at Seattle Seahawks, Dec 06, 2020 1 at Kansas City Chiefs, Oct 12, 2023 1 at Green Bay Packers, Dec 19, 2022 1 at Tampa Bay Buccaneers, Nov 06, 2022 ...10 more at 1. |






2023 GAME-BY-GAME REGULAR-SEASON STATISTICS (BRONCOS)

| DATE | OPPONENT | | NO. | YDS. | AVG. | OPP. RET. | YDS. | NET YDS. | AVG | TB | IN20 | LG | BK | W/L | SCO RE |
|--------------------|-------------|---|-----------|-----------|--------------|-------------|-----------|------------|--------------|-------------|----------|-----------|-----------|----------|------------|
| 09/10 | Raiders | P | 2 | 80 | 40.0 | 0 | 0 | 80 | 40.0 | 0 | 1 | 43 | 0 | L | 16-17 |
| 09/17 | Commanders | P | 3 | 134 | 44.7 | 2 | 9 | 125 | 41.7 | 0 | 0 | 46 | 0 | L | 33-35 |
| 09/24 | at Dolphins | P | 5 | 234 | 46.8 | 3 | 30 | 204 | 40.8 | 0 | 3 | 61 | 0 | L | 20-70 |
| 10/01 | at Bears | P | 4 | 163 | 40.8 | 1 | 8 | 155 | 38.8 | 0 | 2 | 45 | 0 | W | 31-28 |
| 10/08 | Jets | P | 4 | 181 | 45.3 | 2 | 14 | 167 | 41.8 | 0 | 0 | 49 | 0 | L | 21-31 |
| 10/12 | at Chiefs | P | 5 | 224 | 44.8 | 3 | 10 | 214 | 42.8 | 0 | 1 | 52 | 0 | L | 8-19 |
| 10/22 | Packers | P | 3 | 132 | 44.0 | 2 | 17 | 115 | 38.3 | 0 | 0 | 49 | 0 | W | 19-17 |
| 10/29 | Chiefs | P | 4 | 166 | 41.5 | 3 | -3 | 169 | 42.3 | 0 | 1 | 46 | 0 | W | 24-9 |
| 11/13 | at Bills | P | 5 | 242 | 48.4 | 1 | 15 | 187 | 37.4 | 2 | 2 | 63 | 0 | W | 24-22 |
| 11/19 | Vikings | P | 4 | 217 | 54.3 | 3 | 27 | 170 | 42.5 | 1 | 0 | 68 | 0 | W | 21-20 |
| 11/26 | Browns | P | 5 | 226 | 45.2 | 1 | 9 | 217 | 43.4 | 0 | 1 | 50 | 0 | W | 29-12 |
| 12/03 | at Texans | P | 6 | 266 | 44.3 | 1 | 7 | 259 | 43.2 | 0 | 3 | 57 | 0 | L | 17-22 |
| 12/10 | at Chargers | P | 7 | 313 | 44.7 | 0 | 0 | 313 | 44.7 | 0 | 5 | 56 | 0 | W | 24-7 |
| 12/16 | at Lions | P | 5 | 259 | 51.8 | 2 | 8 | 231 | 46.2 | 1 | 2 | 56 | 0 | L | 17-42 |
| 12/24 | Patriots | P | 7 | 301 | 43.0 | 5 | 28 | 273 | 39.0 | 0 | 2 | 47 | 0 | L | 23-26 |
| 12/31 | Chargers | P | 5 | 243 | 48.6 | 1 | 12 | 211 | 42.2 | 1 | 3 | 63 | 0 | W | 16-9 |
| 01/07 | at Raiders | P | 5 | 278 | 55.6 | 1 | 4 | 254 | 50.8 | 1 | 1 | 64 | 0 | L | 14-27 |
| 2023 TOTALS | | | 17 | 79 | 3,659 | 46.3 | 31 | 195 | 3,344 | 42.3 | 6 | 27 | 68 | 0 | 8-9 |

2024 GAME-BY-GAME REGULAR-SEASON STATISTICS (BRONCOS)

| DATE | OPPONENT | | NO. | YDS. | AVG. | OPP. RET. | YDS. | NET YDS. | AVG | TB | IN20 | LG | BK | W/L | SCO RE |
|--------------------|---------------|---|-----------|-----------|--------------|-------------|-----------|------------|--------------|-------------|----------|-----------|-----------|----------|------------|
| 09/08 | at Seahawks | P | 8 | 389 | 48.6 | 1 | 0 | 369 | 46.1 | 1 | 4 | 65 | 0 | L | 20-26 |
| 09/15 | Steelers | P | 6 | 315 | 52.5 | 5 | 27 | 288 | 48.0 | 0 | 3 | 58 | 0 | L | 6-13 |
| 09/22 | at Buccaneers | P | 2 | 96 | 48.0 | 0 | 0 | 96 | 48.0 | 0 | 1 | 49 | 0 | W | 26-7 |
| 09/29 | at Jets | P | 8 | 339 | 42.4 | 5 | 31 | 308 | 38.5 | 0 | 3 | 54 | 0 | W | 10-9 |
| 10/06 | Raiders | P | 6 | 259 | 43.2 | 0 | 0 | 239 | 39.8 | 1 | 3 | 53 | 0 | W | 34-18 |
| 10/13 | Chargers | P | 5 | 233 | 46.6 | 2 | 26 | 207 | 41.4 | 0 | 3 | 54 | 0 | L | 16-23 |
| 10/17 | at Saints | P | 3 | 129 | 43.0 | 1 | 13 | 116 | 38.7 | 0 | 1 | 50 | 0 | W | 33-10 |
| 10/27 | Panthers | P | 3 | 153 | 51.0 | 0 | 0 | 133 | 44.3 | 1 | 2 | 60 | 0 | W | 28-14 |
| 11/03 | at Ravens | P | 2 | 96 | 48.0 | 1 | 21 | 75 | 37.5 | 0 | 0 | 50 | 0 | L | 10-41 |
| 11/10 | at Chiefs | P | 5 | 236 | 47.2 | 3 | 28 | 208 | 41.6 | 0 | 1 | 57 | 0 | L | 14-16 |
| 11/17 | Falcons | P | 3 | 135 | 45.0 | 2 | 22 | 113 | 37.7 | 0 | 1 | 51 | 0 | W | 38-6 |
| 11/24 | at Raiders | P | 4 | 192 | 48.0 | 2 | 14 | 178 | 44.5 | 0 | 2 | 54 | 0 | W | 29-19 |
| 12/02 | Browns | P | 5 | 256 | 51.2 | 2 | 8 | 248 | 49.6 | 0 | 3 | 61 | 0 | W | 41-32 |
| 12/15 | Colts | P | 6 | 287 | 47.8 | 2 | 36 | 211 | 35.2 | 2 | 3 | 57 | 0 | W | 31-13 |
| 2024 TOTALS | | | 14 | 66 | 3,115 | 47.2 | 26 | 226 | 2,789 | 42.3 | 5 | 30 | 65 | 0 | 9-5 |





52 OLB



JONAH ELLISS

HEIGHT/WEIGHT: 6-2 / 246

COLLEGE: Utah

BIRTHDAY: Apr. 3, 2003

BORN: Moscow, Idaho

NFL EXPERIENCE: R

BRONCOS EXPERIENCE: R

GP/GS: 14/0

ACQUIRED: D3-'24

AT A GLANCE

- A rookie outside linebacker who has appeared in 14 games for Denver, totaling 25 tackles (18 solo) and 5.0 sacks (27.5 yds.).
- Appeared in 35 career games (18 starts) over three seasons at the University of Utah (2021-23), totaling 78 tackles (47 solo), 16 sacks (123 yds.), three passes defended, three forced fumbles and four fumbles recovered.
- Was named second team All-America by the Associated Press in 2023 after tallying 37 tackles (23 solo), 12 sacks (100 yds.), three passes defended and one forced fumble in 10 starts.
- Named Pac-12 Defensive Line Player of the Week vs. UCLA and at Oregon State during the 2023 season.
- Started 8-of-11 games played in 2022 and earned All-Pac-12 honorable mention accolades after totaling 26 tackles (15 solo), three sacks (16 yds.), two forced fumbles and two fumble recoveries.
- Recorded 15 tackles (9 solo) and two fumble recoveries in 14 appearances during his freshman year in 2021.
- Attended Moscow (Idaho) Senior High School where he was named all-league twice and Inland Empire League Player of the Year as a senior.
- His father, Luther, played in the National Football League for 10 seasons—including one year with Denver in 2004—while his brothers Kaden, Christian and Noah currently play at the NFL level.
- Selected by the Broncos in the third round (76th overall) of the 2024 NFL Draft.

2024: Elliss has appeared in 14 contests for Denver, totaling 25 tackles (18 solo) and 5.0 sacks (27.5 yds.)... Made his NFL debut at Sea. (9/8), appearing on defense and special teams... Recorded three solo tackles and his first-career sack on a one-yard takedown of Steelers QB Justin Fields vs. Pit. (9/15), becoming the 19th Broncos rookie to record a sack within his first two career games... Recorded a half sack (DT Malcolm Roach) of Jets QB Aaron Rodgers late in the fourth quarter to preserve Denver's lead at NYJ (9/29)... Registered a half sack (DE Zach Allen) of Saints QB Spencer Rattler at N.O. (10/17)... Nabbed his third sack of the year on a seven-yard takedown of Falcons QB Kirk Cousins vs. Atl. (11/17)... Recorded two tackles (2 solo), including an eight-yard takedown of Raiders QB Desmond Ridder at L.V. (11/24)... Tallied three tackles (2 solo), including a sack of Browns QB Jameis Winston vs. Cle (12/2)... Has the second most sacks by a rookie in the NFL.

COLLEGE: Elliss was named second team All-America by the Associated Press after tallying 37 tackles (23 solo), 12 sacks (100 yds.), three passes defended and one forced fumble in 10 starts as a junior in 2023... Missed part of the season due to an injury... Was named Pac-12 Defensive Line Player of the Week vs. UCLA and at Oregon State... Led the team in sacks (12) and tackles for loss (16)... Was leading the nation in sacks at the time of his injury... In 2022, started 8-of-11 games played and earned All-Pac-12 honorable mention accolades after totaling 26 tackles (15 solo), three sacks (16 yds.), two forced fumbles and two fumble recoveries... Tied for the team lead in forced fumbles (2) and fumble recoveries (2)... Recorded 15 tackles (9 solo) and two fumble recoveries in 14 appearances during his freshman year in 2021... Was named to the Pac-12 Academic Honor Roll.

PERSONAL: Elliss attended Moscow (Idaho) Senior High School where he was named all-league twice and Inland Empire League Player of the Year as a senior... Helped lead the Bears to two district titles... Elliss earned his bachelor's degree in communications from the University of Utah... His father, Luther, played in the National Football League for 10 seasons, including one year with Denver in 2004... Brothers Kaden, Christian and Noah also play at the NFL level... Jonah Elliss was born on April 3, 2003, in Moscow, Idaho.

Transactions

Signed by Denver as a draft pick 5/14/24.





REGULAR SEASON COMPARISON: DEFENSIVE - LOS ANGELES CHARGERS

| DATE | OPP | W/L | GP/GS | TACKLES | | | | | | | | MISC | | | | |
|---------------|-------------|-----|------------|------------|----------|----------|----------|------------|------------|----------|----------|----------|----------|----------|----------|----------|
| | | | | TOT | SOLO | ASST | SACK | YDS. | INT | TFL | PD | QBH | TD | FF | FR | |
| 10/13/24 | DEN vs. LAC | L | P | 2 | 1 | 1 | 0.0 | 0.0 | 0 | 0 | 0 | 1 | 0 | 0 | 0 | 0 |
| TOTALS | | | 0/1 | 1/0 | 2 | 1 | 1 | 0.0 | 0.0 | 0 | 0 | 1 | 0 | 0 | 0 | 0 |

Jonah Elliss' NFL Regular Season Defensive Statistics

| DATE | TEAM | GP | GS | TACKLES | | | | | | | | INTERCEPTIONS | | | | | O. FUMB | | | | ST | | | | MISC | | |
|-------------------|---------|-----------|----------|-----------|-----------|----------|----------|-----------|------------|-------------|----------|---------------|----------|----------|----------|----------|----------|----------|----------|----------|----------|----------|----------|----------|----------|----------|----------|
| | | | | TK | S | A | TFL | YDS | SK | YDS | QBH | NO | YDS | LG | TD | PD | FF | FR | TD | YDS | TK | S | A | FF | FR | S | A |
| 2024 | Broncos | 14 | 0 | 25 | 18 | 7 | 6 | 26 | 5.0 | 27.5 | 6 | 0 | 0 | 0 | 0 | 2 | 0 | 0 | 0 | 0 | 7 | 3 | 4 | 0 | 0 | 0 | 0 |
| NFL TOTALS | | 14 | 0 | 25 | 18 | 7 | 6 | 26 | 5.0 | 27.5 | 6 | 0 | 0 | 0 | 0 | 2 | 0 | 0 | 0 | 0 | 7 | 3 | 4 | 0 | 0 | 0 | 0 |

SINGLE-GAME HIGHS: DEFENSIVE

- Total Tackles** 4 vs. Pittsburgh Steelers, Sep 15, 2024
3 vs. Cleveland Browns, Dec 02, 2024
3 vs. Carolina Panthers, Oct 27, 2024
2 vs. Indianapolis Colts, Dec 15, 2024
2 at Las Vegas Raiders, Nov 24, 2024
...3 more at 2.
- Solo Tackles** 3 vs. Pittsburgh Steelers, Sep 15, 2024
2 vs. Indianapolis Colts, Dec 15, 2024
2 vs. Cleveland Browns, Dec 02, 2024
2 at Las Vegas Raiders, Nov 24, 2024
1 vs. Atlanta Falcons, Nov 17, 2024
...8 more at 1.
- Sacks** 1.0 at Las Vegas Raiders, Nov 24, 2024
1.0 vs. Atlanta Falcons, Nov 17, 2024
1.0 vs. Pittsburgh Steelers, Sep 15, 2024
0.5 at New Orleans Saints, Oct 17, 2024
...1 more at 0.5.

- Passes Defensed** 1 at Kansas City Chiefs, Nov 10, 2024
1 vs. Los Angeles Chargers, Oct 13, 2024
- Tackles For Loss** 2 vs. Pittsburgh Steelers, Sep 15, 2024
1 at Las Vegas Raiders, Nov 24, 2024
1 vs. Atlanta Falcons, Nov 17, 2024
1 at New York Jets, Sep 29, 2024
- Special Teams Tackles** 2 at Kansas City Chiefs, Nov 10, 2024
1 vs. Indianapolis Colts, Dec 15, 2024
1 vs. Cleveland Browns, Dec 02, 2024
1 at Las Vegas Raiders, Nov 24, 2024
...2 more at 1.






2024 GAME-BY-GAME REGULAR-SEASON STATISTICS (BRONCOS)

| DATE | OPPONENT | P/S | TACKLES | | | | | | | INTERCEPTIONS | | | | O. FUMB | | | | ST | | | | MISC | | | SCORE | | | |
|--------------------|---------------|-------------|-----------|-----------|----------|------------|-------------|----------|-----------|---------------|----------|----------|----------|----------|----------|----------|----------|----------|----------|----------|----------|----------|----------|----------|----------|----------|------------|-------|
| | | | TK | S | A | SK | YDS | TFL | YDS | QBH | NO | YDS | LG | TD | PD | FF | FR | TD | YDS | TK | S | A | FF | FR | | S | A | W/L |
| 09/08 | at Seahawks | P | 0 | 0 | 0 | 0.0 | 0.0 | 0 | 0 | 0 | 0 | 0 | 0 | 0 | 0 | 0 | 0 | 0 | 0 | 0 | 0 | 0 | 0 | 0 | 0 | 0 | L | 20-26 |
| 09/15 | Steelers | P | 4 | 3 | 1 | 1.0 | 6.0 | 2 | 8 | 1 | 0 | 0 | 0 | 0 | 0 | 0 | 0 | 0 | 0 | 0 | 0 | 0 | 0 | 0 | 0 | L | 6-13 | |
| 09/22 | at Buccaneers | P | 1 | 1 | 0 | 0.0 | 0.0 | 0 | 0 | 0 | 0 | 0 | 0 | 0 | 0 | 0 | 0 | 0 | 1 | 0 | 1 | 0 | 0 | 0 | 0 | W | 26-7 | |
| 09/29 | at Jets | P | 2 | 1 | 1 | 0.5 | 3.0 | 1 | 2 | 1 | 0 | 0 | 0 | 0 | 0 | 0 | 0 | 0 | 1 | 0 | 1 | 0 | 0 | 0 | 0 | W | 10-9 | |
| 10/06 | Raiders | P | 1 | 1 | 0 | 0.0 | 0.0 | 0 | 0 | 0 | 0 | 0 | 0 | 0 | 0 | 0 | 0 | 0 | 0 | 0 | 0 | 0 | 0 | 0 | 0 | W | 34-18 | |
| 10/13 | Chargers | P | 2 | 1 | 1 | 0.0 | 0.0 | 0 | 0 | 0 | 0 | 0 | 0 | 0 | 1 | 0 | 0 | 0 | 0 | 0 | 0 | 0 | 0 | 0 | 0 | L | 16-23 | |
| 10/17 | at Saints | P | 2 | 1 | 1 | 0.5 | 3.5 | 0 | 0 | 1 | 0 | 0 | 0 | 0 | 0 | 0 | 0 | 0 | 0 | 0 | 0 | 0 | 0 | 0 | 0 | W | 33-10 | |
| 10/27 | Panthers | P | 3 | 1 | 2 | 0.0 | 0.0 | 0 | 0 | 0 | 0 | 0 | 0 | 0 | 0 | 0 | 0 | 0 | 0 | 0 | 0 | 0 | 0 | 0 | 0 | W | 28-14 | |
| 11/03 | at Ravens | P | 1 | 1 | 0 | 0.0 | 0.0 | 0 | 0 | 0 | 0 | 0 | 0 | 0 | 0 | 0 | 0 | 0 | 0 | 0 | 0 | 0 | 0 | 0 | 0 | L | 10-41 | |
| 11/10 | at Chiefs | P | 1 | 1 | 0 | 0.0 | 0.0 | 0 | 0 | 0 | 0 | 0 | 0 | 1 | 0 | 0 | 0 | 0 | 0 | 2 | 1 | 1 | 0 | 0 | 0 | L | 14-16 | |
| 11/17 | Falcons | P | 1 | 1 | 0 | 1.0 | 7.0 | 1 | 7 | 1 | 0 | 0 | 0 | 0 | 0 | 0 | 0 | 0 | 0 | 0 | 0 | 0 | 0 | 0 | 0 | W | 38-6 | |
| 11/24 | at Raiders | P | 2 | 2 | 0 | 1.0 | 8.0 | 1 | 8 | 1 | 0 | 0 | 0 | 0 | 0 | 0 | 0 | 0 | 1 | 0 | 1 | 0 | 0 | 0 | 0 | W | 29-19 | |
| 12/02 | Browns | P | 3 | 2 | 1 | 1.0 | 0.0 | 0 | 0 | 1 | 0 | 0 | 0 | 0 | 0 | 0 | 0 | 0 | 1 | 1 | 0 | 0 | 0 | 0 | 0 | W | 41-32 | |
| 12/15 | Colts | P | 2 | 2 | 0 | 0.0 | 0.0 | 1 | 1 | 0 | 0 | 0 | 0 | 0 | 0 | 0 | 0 | 0 | 1 | 1 | 0 | 0 | 0 | 0 | 0 | W | 31-13 | |
| 2024 TOTALS | | 14-0 | 25 | 18 | 7 | 5.0 | 27.5 | 6 | 26 | 6 | 0 | 0 | 0 | 0 | 2 | 0 | 0 | 0 | 0 | 7 | 3 | 4 | 0 | 0 | 0 | 0 | 9-5 | |





23 RB



AUDRIC ESTIME

HEIGHT/WEIGHT: 5-11 / 227

COLLEGE: Notre Dame

BIRTHDAY: Sep. 6, 2003

BORN: Nyack, N.Y.

NFL EXPERIENCE: R

BRONCOS EXPERIENCE: R

GP/GS: 10/0

ACQUIRED: D5b-'24

AT A GLANCE

- A rookie running back who has played in 10 games with Denver (2024), totaling 46 carries for 204 yards (4.4 avg.) and four receptions for 14 yards (3.5 avg.).*
- Appeared in 37 games (14 starts) over three seasons at the University of Notre Dame (2021-23).*
- Named Associated Press second-team All-American in 2023 after leading the Irish in rushing for the second consecutive season.*
- From 2022-2023, his 2,261 yards were the eighth most among all FBS players.*
- Finished Notre Dame career with 2,321 rushing yards, good for 11th most in program history.*
- In 2023, set a new single-season program record with 18 rushing touchdowns along with 1,341 rushing yards that were the fifth-most all time in program history.*
- Prepped at St. Joseph Regional High School in Montvale, N.J., where he was named 2020 New Jersey Football Player of the Year by NJ.com.*
- Recorded 190 carries for 1,857 yards and 22 touchdowns with 14 receptions for 185 yards and two touchdowns as a senior.*
- Selected by the Broncos in the fifth round (147th overall) of the 2024 NFL Draft.*

2024: Estime made his NFL debut in the Broncos' Week 1 matchup at Sea. (9/8), where he rushed twice for 14 yards (7.0 avg.)... Rushed five times for 35 yards (7.0 avg.) at Bal. (11/3)... Set career highs in rushing attempts (14) and rushing yards (53) at K.C. (11/10).

COLLEGE: Estime appeared in 37 games (14 starts) over three seasons at the University of Notre Dame (2021-23)... Was named Associated Press second-team All-American after starting all 12 games and leading the Irish with 210 carries for 1,341 yards and 18 rushing touchdowns while adding 17 receptions for 142 yards... His 18 rushing touchdowns set a new single-season Notre Dame record while his 1,341 rushing yards ranked fifth-most in a season all time in program history... His 1,341 yards ranked eighth and his 111.8 yards per game ranked 10th most among all FBS players in 2023... Produced six 100-plus yard rushing games in 2023, the seventh most in a single season in program history... Made appearances in all 13 games (2 starts), leading the Irish with 156 carries for 920 yards and 11 touchdowns... His 11 rushing scores ranked 10th-most at the time in a single season in Notre Dame history... Made his first career start and recorded nine carries for 21 yards and a touchdown at Ohio State (9/3).. Recorded his first career game with 100-plus rushing yards at North Carolina (9/24), totaling 134 yards with two touchdowns... Played in 12 games, totaling seven carries for 60 yards (8.6 avg.)... Made his collegiate debut vs. Toledo (9/11).

PERSONAL: Estime attended St. Joseph Regional High School in Montvale, N.J., where he was named the 2020 New Jersey Football Player of the Year by NJ.com... Recorded 476 career carries for 3,641 yards and 48 touchdowns along with 14 career receptions for 185 yards and two touchdowns... As a senior in 2020, registered 190 carries for 1,857 yards and 22 touchdowns while adding 14 receptions for 185 yards and two touchdowns... Audric Estime was born on Sept. 6, 2003, in Nyack, N.Y.

Transactions

Signed by Denver as a draft pick 5/10/24.





REGULAR SEASON COMPARISON: RECEIVING - LOS ANGELES CHARGERS

| DATE | OPP | W/L | GP/GS | REC | YDS. | AVG. | TD | LG | TGTS | YAC |
|---------------|-------------|-----|----------------|----------|----------|----------|----------|----------|----------|----------|
| 10/13/24 | DEN vs. LAC | L | P | 0 | 0 | 0 | 0 | 0 | 0 | 0 |
| TOTALS | | | 0/1 1/0 | 0 | 0 | 0 | 0 | 0 | 0 | 0 |

Audric Estimate's NFL Regular Season Rushing/Receiving Statistics

| RUSHING | | | | | | | | | | RECEIVING | | | | |
|-------------------|---------|-----------|----------|-----------|------------|------------|-----------|----------|----------|-----------|------------|-----------|----------|--|
| DATE | TEAM | GP | GS | NO. | YDS. | AVG. | LG | TD | NO. | YDS. | AVG. | LG | TD | |
| 2024 | Broncos | 10 | 0 | 46 | 204 | 4.4 | 21 | 0 | 4 | 14 | 3.5 | 11 | 0 | |
| NFL TOTALS | | 10 | 0 | 46 | 204 | 4.4 | 21 | 0 | 4 | 14 | 3.5 | 11 | 0 | |

Audric Estimate's NFL Regular Season Return Statistics

| KICKOFF RETURNS | | | | | | | PUNT RETURNS | | | | | |
|-------------------|---------|----------|----------|------------|----------|----------|--------------|----------|----------|------------|----------|----------|
| DATE | TEAM | RET. | YDS. | AVG. | LG | TD | NO. | FC | YDS. | AVG. | LG | TD |
| 2024 | Broncos | 0 | 0 | 0.0 | 0 | 0 | 0 | 0 | 0 | 0.0 | 0 | 0 |
| NFL TOTALS | | 0 | 0 | 0.0 | 0 | 0 | 0 | 0 | 0 | 0.0 | 0 | 0 |

SINGLE-GAME HIGHS: RUSHING/RECEIVING

- Rush Attempts** 14 at Kansas City Chiefs, Nov 10, 2024
6 vs. Atlanta Falcons, Nov 17, 2024
5 vs. Indianapolis Colts, Dec 15, 2024
5 at Baltimore Ravens, Nov 03, 2024
5 at New Orleans Saints, Oct 17, 2024
- Rushing Yards** 53 at Kansas City Chiefs, Nov 10, 2024
35 at Baltimore Ravens, Nov 03, 2024
29 at New Orleans Saints, Oct 17, 2024
16 vs. Atlanta Falcons, Nov 17, 2024
15 at Las Vegas Raiders, Nov 24, 2024
- Rushing Average** 3.8 at Kansas City Chiefs, Nov 10, 2024
- Longest Runs** 21 at Baltimore Ravens, Nov 03, 2024
13 at New Orleans Saints, Oct 17, 2024
12 at Seattle Seahawks, Sep 08, 2024
11 vs. Los Angeles Chargers, Oct 13, 2024
10 at Kansas City Chiefs, Nov 10, 2024
- Receptions** 3 vs. Atlanta Falcons, Nov 17, 2024
- Receiving Yards** 9 vs. Atlanta Falcons, Nov 17, 2024
- Receiving Average** 3.0 vs. Atlanta Falcons, Nov 17, 2024
- Longest Receptions** 11 vs. Atlanta Falcons, Nov 17, 2024
5 vs. Indianapolis Colts, Dec 15, 2024
- All-Purpose Yards** 53 at Kansas City Chiefs, Nov 10, 2024
35 at Baltimore Ravens, Nov 03, 2024
29 at New Orleans Saints, Oct 17, 2024
25 vs. Atlanta Falcons, Nov 17, 2024
18 vs. Indianapolis Colts, Dec 15, 2024
- Scrimmage Yards** 53 at Kansas City Chiefs, Nov 10, 2024
35 at Baltimore Ravens, Nov 03, 2024
29 at New Orleans Saints, Oct 17, 2024
25 vs. Atlanta Falcons, Nov 17, 2024
18 vs. Indianapolis Colts, Dec 15, 2024






2024 GAME-BY-GAME REGULAR-SEASON STATISTICS (BRONCOS)

| DATE | OPPONENT | P/S | RUSHING | | | | | RECEIVING | | | | | W/L | SCORE |
|--------------------|---------------|-------------|-----------------|------------|------------|-----------|----------|-----------|-----------|------------|-----------|----------|------------|-------|
| | | | NO. | YDS. | AVG. | LG | TD | NO. | YDS. | AVG. | LG | TD | | |
| 09/08 | at Seahawks | P | 2 | 14 | 7.0 | 12 | 0 | 0 | 0 | 0.0 | 0 | 0 | L | 20-26 |
| 09/15 | Steelers | | INJURED RESERVE | | | | | | | | | | L | 6-13 |
| 09/22 | at Buccaneers | | INJURED RESERVE | | | | | | | | | | W | 26-7 |
| 09/29 | at Jets | | INJURED RESERVE | | | | | | | | | | W | 10-9 |
| 10/06 | Raiders | | INJURED RESERVE | | | | | | | | | | W | 34-18 |
| 10/13 | Chargers | P | 2 | 13 | 6.5 | 11 | 0 | 0 | 0 | 0.0 | 0 | 0 | L | 16-23 |
| 10/17 | at Saints | P | 5 | 29 | 5.8 | 13 | 0 | 0 | 0 | 0.0 | 0 | 0 | W | 33-10 |
| 10/27 | Panthers | P | 1 | 4 | 4.0 | 4 | 0 | 0 | 0 | 0.0 | 0 | 0 | W | 28-14 |
| 11/03 | at Ravens | P | 5 | 35 | 7.0 | 21 | 0 | 0 | 0 | 0.0 | 0 | 0 | L | 10-41 |
| 11/10 | at Chiefs | P | 14 | 53 | 3.8 | 10 | 0 | 0 | 0 | 0.0 | 0 | 0 | L | 14-16 |
| 11/17 | Falcons | P | 6 | 16 | 2.7 | 5 | 0 | 3 | 9 | 3.0 | 11 | 0 | W | 38-6 |
| 11/24 | at Raiders | P | 3 | 15 | 5.0 | 9 | 0 | 0 | 0 | 0.0 | 0 | 0 | W | 29-19 |
| 12/02 | Browns | P | 3 | 12 | 4.0 | 8 | 0 | 0 | 0 | 0.0 | 0 | 0 | W | 41-32 |
| 12/15 | Colts | P | 5 | 13 | 2.6 | 6 | 0 | 1 | 5 | 5.0 | 5 | 0 | W | 31-13 |
| 2024 TOTALS | | 10-0 | 46 | 204 | 4.4 | 21 | 0 | 4 | 14 | 3.5 | 11 | 0 | 9-5 | |





54 C



ALEX FORSYTH

HEIGHT/WEIGHT: 6-4 / 312

COLLEGE: Oregon

BIRTHDAY: Feb. 13, 1999

BORN: West Linn, Ore.

NFL EXPERIENCE: 2nd YR

BRONCOS EXPERIENCE: 2nd YR

GP/GS: 14/4

ACQUIRED: D7-'23

AT A GLANCE

- *A second-year center who has appeared in 14 games (4 starts at C) with the Broncos (2023-24) after making the initial 53-man roster as a rookie in 2023.*
- *Started 28-of-39 games played at the University of Oregon from 2018-22, making appearances at center, left guard, right guard and right tackle.*
- *Started 12 games in 2022, earning first-team All-Pac-12 honors by the league's coaches and became the first Oregon offensive lineman to be named a FWA All-American since 2019.*
- *Selected second-team All-Pac-12 by the conference coaches for the second straight season in 2021 after appearing in 10 games (9 starts) at center.*
- *Named to the All-Pac-12 second team by the league's coaches after starting all seven games he appeared in at center during the 2020 season.*
- *Saw action in five games in each of the 2018 and '19 seasons, making appearances at left guard, right guard and right tackle.*
- *Attended West Linn (Ore.) High School, where he was named first-team 6A All-State and helped the Lions to an undefeated season as a senior.*
- *Named first-team 6A All-State and first-team All-Three Rivers League as a junior to help West Linn to a state runner-up finish.*
- *Selected by the Broncos in the seventh round (257th overall) of the 2023 NFL Draft.*

2024: Forsyth made his NFL debut in the Broncos Week 1 matchup at Sea. (9/8), appearing in five special-teams snaps... Made his first career start at center vs. LAC (10/13).

2023: Forsyth made the 53-man roster as a rookie after being drafted in the seventh-round (257th overall) by the Broncos.

COLLEGE: Forsyth started 28-of-39 games he appeared in at the University of Oregon, making appearances at center, left guard, right guard and right tackle... Started 12 games at center in 2022, earning first-team All-Pac-12 accolades by the league's coaches and second-team All-Pac-12 by the Associated Press... Became the first Oregon offensive lineman to be named a FWA All-American since 2019... Earned Pac-12 Offensive Lineman of the Week vs. UCLA (10/22)... Was named second-team All-Pac-12 for the second year in a row in 2021 by the league's coaches after playing in 10 games (9 starts) at center... Was named Pac-12 Offensive Lineman of the Week after helping the Ducks to an upset win at Ohio State (9/11)... Earned second-team All-Pac-12 honors in 2020 after starting all seven games at center... Led the team with 440 offensive snaps and allowed only one sack and four pressures on 231 pass-blocking downs... In 2019, appeared in five games at left guard, right guard and right tackle, totaling 47 snaps... Played in five games in 2018 after redshirting his freshman season, totaling 44 snaps at left guard, right guard and right tackle.

PERSONAL: Forsyth attended West Linn (Ore.) High School, where he was a key contributor to the program's success during his final two seasons there... As a senior, he helped the Lions to an undefeated record and state title while earning first-team 6A All-State honors... Paved the way for an offense that averaged 507.7 yards per game and 203.1 rushing yards per game during that senior season... Also named first-team 6A All-State as a junior, helping the Lions to a state runner-up finish... Majored in advertising at the University of Oregon... Alex Forsyth was born on Feb. 13, 1999, in West Linn, Ore.

Transactions

Signed by Denver as a draft pick 5/12/23.





Alex Forsyth's NFL Regular Season Statistics

| DATE | TEAM | GP | GS |
|-------------------|---------|-----------|----------|
| 2023 | Broncos | 0 | 0 |
| 2024 | Broncos | 14 | 4 |
| NFL TOTALS | | 14 | 4 |





48 LS



MITCHELL
FRABONI

HEIGHT/WEIGHT: 6-2 / 223

COLLEGE: Arizona State

BIRTHDAY: Oct. 28, 1996

BORN: Phoenix, Ariz.

NFL EXPERIENCE: 3rd YR

BRONCOS EXPERIENCE: 3rd YR

GP/GS: 35/0

ACQUIRED: FA-'22

AT A GLANCE

- A third-year long snapper who has appeared in 35 games with the Broncos (2022-24), totaling 16 special-teams tackles and one forced fumble during his career.*
- Appeared in 16 games in 2023, totaling six special-teams tackles and one forced fumble.*
- Played for the Pittsburgh Maulers of the United States Football League in the summer of 2022.*
- Played collegiately as a long snapper at Arizona State, where he appeared in 42 games, logging 13 tackles (8 solo) and one fumble recovery.*
- Entered the NFL as a college free agent with Houston on June 14, 2021.*
- Joined the Broncos as a free agent on October 11, 2022.*

2023: Fraboni played in 17 games for the Broncos, totaling six special-teams tackles and one forced fumble... Made one tackle on special teams vs. Was. (9/17)... Assisted on one special-teams tackle and also forced one fumble at K.C. (10/12)... Had one solo special-teams tackle in the win vs. K.C. (10/29)... Assisted on one special-teams tackle vs. Cle. (11/26)... Made one assisted special-teams tackle vs. LAC (12/31).

2022: Fraboni appeared in four games with Denver, totaling five special-teams tackles in 40 special-teams snaps.. Nabbed two special-teams tackles at Ten. (11/13).

COLLEGE: Fraboni played in 42 games in four seasons at Arizona State... Was credited with 13 tackles (8 solo) and one fumble recovery during his career with the Sun Devils... Was voted a Phil Steele third-team All-America long snapper in 2017... Tied for the team lead with five special-teams tackles as a sophomore.

PERSONAL: Fraboni attended Mountain Pointe High School in Phoenix, where he played defensive end, tight end and long snapper... Helped Mountain Pointe to it's first Arizona State title... Finished his high school career with 68 tackles (49 solo) and 10 sacks... Mitchell Fraboni was born on October 28, 1996 in Phoenix.

Transactions

Signed by Houston as a free agent 6/14/21; Waived by Houston 7/26/21; Signed by Houston 8/2/21; Waived by Houston 8/10/21; Signed by Denver (practice squad) 10/11/22; Signed by Denver (active roster) 10/24/22.

Mitchell Fraboni's NFL Regular Season Statistics

| DATE | TEAM | GP |
|-------------------|---------|-----------|
| 2022 | Broncos | 4 |
| 2023 | Broncos | 17 |
| 2024 | Broncos | 14 |
| NFL TOTALS | | 35 |





Mitchell Fraboni's NFL Regular Season Defensive Statistics

| DATE | TEAM | GP | GS | TACKLES | | | | | | | INTERCEPTIONS | | | | | O. FUMB | | | | ST | | | | MISC | | | | |
|-------------------|---------|-----------|----------|----------|----------|----------|----------|----------|----------|------------|---------------|----------|----------|----------|----------|----------|----------|----------|----------|----------|----------|-----------|----------|----------|----------|----------|----------|----------|
| | | | | TK | S | A | TFL | YDS | SK | YDS | QBH | NO | YDS | LG | TD | PD | FF | FR | TD | YDS | TK | S | A | FF | FR | S | A | |
| 2022 | Broncos | 4 | 0 | 0 | 0 | 0 | 0 | 0 | 0 | 0.0 | 0.0 | 0 | 0 | 0 | 0 | 0 | 0 | 0 | 0 | 0 | 0 | 5 | 3 | 2 | 0 | 0 | 0 | 0 |
| 2023 | Broncos | 17 | 0 | 0 | 0 | 0 | 0 | 0 | 0 | 0.0 | 0.0 | 0 | 0 | 0 | 0 | 0 | 0 | 0 | 0 | 0 | 0 | 6 | 2 | 4 | 1 | 0 | 0 | 0 |
| 2024 | Broncos | 14 | 0 | 0 | 0 | 0 | 0 | 0 | 0 | 0.0 | 0.0 | 0 | 0 | 0 | 0 | 0 | 0 | 0 | 0 | 0 | 0 | 5 | 3 | 2 | 0 | 0 | 0 | 0 |
| NFL TOTALS | | 35 | 0 | 0 | 0 | 0 | 0 | 0 | 0 | 0.0 | 0.0 | 0 | 0 | 0 | 0 | 0 | 0 | 0 | 0 | 0 | 0 | 16 | 8 | 8 | 1 | 0 | 0 | 0 |

2021 GAME-BY-GAME REGULAR-SEASON STATISTICS (TEXANS)


| DATE | OPPONENT | W/L | SCORE |
|--------------------|--------------|----------|-------------|
| 09/12 | Jaguars | W | 37-21 |
| 09/19 | at Browns | L | 21-31 |
| 09/23 | Panthers | L | 9-24 |
| 10/03 | at Bills | L | 0-40 |
| 10/10 | Patriots | L | 22-25 |
| 10/17 | at Colts | L | 3-31 |
| 10/24 | at Cardinals | L | 5-31 |
| 10/31 | Rams | L | 22-38 |
| 11/07 | at Dolphins | L | 9-17 |
| 11/21 | at Titans | W | 22-13 |
| 11/28 | Jets | L | 14-21 |
| 12/05 | Colts | L | 0-31 |
| 12/12 | Seahawks | L | 13-33 |
| 12/19 | at Jaguars | W | 30-16 |
| 12/26 | Chargers | W | 41-29 |
| 01/02 | at 49ers | L | 7-23 |
| 01/09 | Titans | L | 25-28 |
| 2021 TOTALS | | 0 | 4-13 |

2022 GAME-BY-GAME REGULAR-SEASON STATISTICS (BRONCOS)

| DATE | OPPONENT | W/L | SCORE |
|--------------------|-------------|----------|------------|
| 10/17 | at Chargers | L | 16-19 + |
| 10/23 | Jets | L | 9-16 |
| 10/30 | at Jaguars | W | 21-17 |
| 11/13 | at Titans | L | 10-17 |
| 11/20 | Raiders | L | 16-22 + |
| 11/27 | at Panthers | L | 10-23 |
| 12/04 | at Ravens | L | 9-10 |
| 12/11 | Chiefs | L | 28-34 |
| 12/18 | Cardinals | W | 24-15 |
| 12/25 | at Rams | L | 14-51 |
| 01/01 | at Chiefs | L | 24-27 |
| 01/08 | Chargers | W | 31-28 |
| 2022 TOTALS | | 4 | 3-9 |

+ - Overtime





16 WR



TROY
FRANKLIN

HEIGHT/WEIGHT: 6-3 / 187

COLLEGE: Oregon

BIRTHDAY: Feb. 6, 2003

BORN: East Palo Alto, Calif.

NFL EXPERIENCE: R

BRONCOS EXPERIENCE: R

GP/GS: 13/6

ACQUIRED: D4-'24

AT A GLANCE

A rookie wide receiver who has appeared in 13 games (6 starts) with Denver (2024), who has totaled 23 receptions for 227 yards (9.9 avg.) with two touchdowns and two rushes for eight yards (4.0 avg.).

Appeared in 40 games (30 starts) at the University of Oregon (2021-23), recording 160 receptions for 2,483 yards (15.5 avg.) with 25 touchdowns.

Since 2021, recorded the ninth-most receiving touchdowns (25) and 15th-most receiving yards in FBS.

Left Oregon as the all-time leader in receiving touchdowns with 25, and tied for the lead in 100-yard games (11).

In 2023, set Oregon single-season records in receiving yards (1,383), receiving touchdowns (14) and 100-yard receiving games (8).

Tied for the third-most receiving touchdowns (14) and recorded the sixth-most receiving yards in FBS during the 2023 season.

Caught 81 passes for 1,383 yards (17.1 avg.) with 14 touchdowns in 2023 and earned Associated Press All-America second team and All-Pac-12 first team honors.

Was named second team All-Pac 12 by the AP and league's coaches in 2022 after starting all 13 games and leading the team with 61 receptions for 891 yards (14.6 avg.) with nine scores.

Started 4-of-14 games played as a freshman in 2021, totaling 18 receptions for 209 yards (11.6 avg.) with two touchdowns.

Attended Menlo-Atherton High School in Atherton, Calif., where he finished his career with 102 receptions for 1,790 receiving yards (17.5 avg.) with 28 total touchdowns.

Selected by the Broncos in the fourth round (102nd overall) of the 2024 NFL Draft.

2024: Franklin made his NFL debut in Week 2 vs. Pit. (9/15)... Caught his first pass in Week 3 at T.B. (9/22), finishing the game with two receptions for 11 yards (5.5 avg.)... Made his first career start in the win at NYJ (9/29)... Recorded his first career touchdown catch while also making two receptions for 31 yards (15.5 avg.) vs. LAC (10/13)... Set career highs with five receptions for 50 yards at N.O. (10/17)... Recorded his second career touchdown after making two catches for 15 yards (7.5 avg.) with one score vs. Atl. (11/17).

COLLEGE: Franklin appeared in 40 games (30 starts) at the University of Oregon (2021-23), recording 160 receptions for 2,483 yards (15.5 avg.) with 25 touchdowns... Set Oregon single-season records in receiving yards (1,383), receiving touchdowns (14) and 100-yard receiving games (8)... Was named Associated Press All-America second team and All-Pac-12 first team... Left Oregon as the all-time leader in receiving touchdowns with 25, and tied for the lead in 100-yard games (11)... Caught 81 passes for 1,383 yards (17.1 avg.) with 14 touchdowns... His 14 receiving touchdowns tied for the third-most in FBS while his 1,383 yards ranked sixth... Started all 13 games played, leading the team with 61 receptions for 891 yards (14.6 avg.) with nine scores... His nine receiving scores ranked second in the Pac-12 while his 61 receptions ranked eighth in the conference... Was named second team All-Pac 12 by the AP and league's coaches... Started 4-of-14 games played as a freshman, totaling 18 receptions for 209 yards (11.6 avg.) with two touchdowns.

PERSONAL: Franklin attended Menlo-Atherton High School in Atherton, Calif., where he finished his career with 102 receptions for 1,790 receiving yards (17.5 avg.) with 28 total touchdowns... Also rushed for 238 yards on 17 carries (14.0 avg.)... Was named to the San Jose Mercury News first team All-Bay Area Offensive Team and the Prep2Prep's Central Coast Section Junior of the Year after catching 43 passes for 674 yards (15.7 avg.) with nine scores... Troy Franklin was born on Feb. 6, 2003, in East Palo Alto, Calif.

Transactions

Signed by Denver as a draft choice 6/3/24.





REGULAR SEASON COMPARISON: RECEIVING - LOS ANGELES CHARGERS

| DATE | OPP | W/L | GP/GS | REC | YDS. | AVG. | TD | LG | TGTS | YAC |
|---------------|-------------|-----|----------------|----------|-----------|-------------|----------|-----------|----------|----------|
| 10/13/24 | DEN vs. LAC | L | S | 2 | 31 | 15.5 | 1 | 29 | 3 | 0 |
| TOTALS | | | 0/1 1/1 | 2 | 31 | 15.5 | 1 | 29 | 3 | 0 |

Troy Franklin's NFL Regular Season Rushing/Receiving Statistics

| DATE | TEAM | RECEIVING | | | | | | | RUSHING | | | | |
|-------------------|---------|-----------|----------|-----------|------------|------------|-----------|----------|----------|----------|------------|----------|----------|
| | | GP | GS | NO. | YDS. | AVG. | LG | TD | NO. | YDS. | AVG. | LG | TD |
| 2024 | Broncos | 13 | 6 | 23 | 227 | 9.9 | 30 | 2 | 2 | 8 | 4.0 | 5 | 0 |
| NFL TOTALS | | 13 | 6 | 23 | 227 | 9.9 | 30 | 2 | 2 | 8 | 4.0 | 5 | 0 |

Troy Franklin's NFL Regular Season Return Statistics

| DATE | TEAM | KICKOFF RETURNS | | | | | PUNT RETURNS | | | | | |
|-------------------|---------|-----------------|----------|------------|----------|----------|--------------|----------|----------|------------|----------|----------|
| | | RET. | YDS. | AVG. | LG | TD | NO. | FC | YDS. | AVG. | LG | TD |
| 2024 | Broncos | 0 | 0 | 0.0 | 0 | 0 | 0 | 0 | 0 | 0.0 | 0 | 0 |
| NFL TOTALS | | 0 | 0 | 0.0 | 0 | 0 | 0 | 0 | 0 | 0.0 | 0 | 0 |

SINGLE-GAME HIGHS: RUSHING/RECEIVING

- Longest Runs** 5 vs. Los Angeles Chargers, Oct 13, 2024
3 vs. Carolina Panthers, Oct 27, 2024
- Receptions** 5 at New Orleans Saints, Oct 17, 2024
2 vs. Indianapolis Colts, Dec 15, 2024
2 vs. Cleveland Browns, Dec 02, 2024
2 at Las Vegas Raiders, Nov 24, 2024
...4 more at 2.
- Receiving Yards** 50 at New Orleans Saints, Oct 17, 2024
31 at Las Vegas Raiders, Nov 24, 2024
31 vs. Los Angeles Chargers, Oct 13, 2024
28 vs. Cleveland Browns, Dec 02, 2024
20 vs. Las Vegas Raiders, Oct 06, 2024
- Receiving Average** 10.0 at New Orleans Saints, Oct 17, 2024
- Longest Receptions** 30 at New Orleans Saints, Oct 17, 2024
29 vs. Los Angeles Chargers, Oct 13, 2024
26 at Las Vegas Raiders, Nov 24, 2024
23 vs. Cleveland Browns, Dec 02, 2024
20 vs. Las Vegas Raiders, Oct 06, 2024
- Receiving TDs** 1 vs. Atlanta Falcons, Nov 17, 2024
1 vs. Los Angeles Chargers, Oct 13, 2024
- All-Purpose Yards** 50 at New Orleans Saints, Oct 17, 2024
36 vs. Los Angeles Chargers, Oct 13, 2024
31 at Las Vegas Raiders, Nov 24, 2024
28 vs. Cleveland Browns, Dec 02, 2024
20 vs. Las Vegas Raiders, Oct 06, 2024
- Most TDs** 1 vs. Atlanta Falcons, Nov 17, 2024
1 vs. Los Angeles Chargers, Oct 13, 2024
- Scrimmage Yards** 50 at New Orleans Saints, Oct 17, 2024
36 vs. Los Angeles Chargers, Oct 13, 2024
31 at Las Vegas Raiders, Nov 24, 2024
28 vs. Cleveland Browns, Dec 02, 2024
20 vs. Las Vegas Raiders, Oct 06, 2024






2024 GAME-BY-GAME REGULAR-SEASON STATISTICS (BRONCOS)

| DATE | OPPONENT | P/S | RECEIVING | | | | | RUSHING | | | | | W/L | SCORE |
|--------------------|---------------|-------------|------------------|------------|------------|-----------|----------|----------|----------|------------|----------|----------|------------|-------|
| | | | NO. | YDS. | AVG. | LG | TD | NO. | YDS. | AVG. | LG | TD | | |
| 09/08 | at Seahawks | | ON INACTIVE LIST | | | | | | | | | | L | 20-26 |
| 09/15 | Steelers | P | 0 | 0 | 0.0 | 0 | 0 | 0 | 0 | 0.0 | 0 | 0 | L | 6-13 |
| 09/22 | at Buccaneers | P | 2 | 11 | 5.5 | 6 | 0 | 0 | 0 | 0.0 | 0 | 0 | W | 26-7 |
| 09/29 | at Jets | S | 2 | -2 | -1.0 | 2 | 0 | 0 | 0 | 0.0 | 0 | 0 | W | 10-9 |
| 10/06 | Raiders | S | 1 | 20 | 20.0 | 20 | 0 | 0 | 0 | 0.0 | 0 | 0 | W | 34-18 |
| 10/13 | Chargers | S | 2 | 31 | 15.5 | 29 | 1 | 1 | 5 | 5.0 | 5 | 0 | L | 16-23 |
| 10/17 | at Saints | S | 5 | 50 | 10.0 | 30 | 0 | 0 | 0 | 0.0 | 0 | 0 | W | 33-10 |
| 10/27 | Panthers | P | 1 | 6 | 6.0 | 6 | 0 | 1 | 3 | 3.0 | 3 | 0 | W | 28-14 |
| 11/03 | at Ravens | P | 1 | 19 | 19.0 | 19 | 0 | 0 | 0 | 0.0 | 0 | 0 | L | 10-41 |
| 11/10 | at Chiefs | P | 1 | 9 | 9.0 | 9 | 0 | 0 | 0 | 0.0 | 0 | 0 | L | 14-16 |
| 11/17 | Falcons | P | 2 | 15 | 7.5 | 8 | 1 | 0 | 0 | 0.0 | 0 | 0 | W | 38-6 |
| 11/24 | at Raiders | S | 2 | 31 | 15.5 | 26 | 0 | 0 | 0 | 0.0 | 0 | 0 | W | 29-19 |
| 12/02 | Browns | P | 2 | 28 | 14.0 | 23 | 0 | 0 | 0 | 0.0 | 0 | 0 | W | 41-32 |
| 12/15 | Colts | S | 2 | 9 | 4.5 | 6 | 0 | 0 | 0 | 0.0 | 0 | 0 | W | 31-13 |
| 2024 TOTALS | | 13-6 | 23 | 227 | 9.9 | 30 | 2 | 2 | 8 | 4.0 | 5 | 0 | 9-5 | |





98 DL



JOHN
FRANKLIN-MYERS

HEIGHT/WEIGHT: 6-4 / 288

COLLEGE: Stephen F. Austin

BIRTHDAY: Sep. 26, 1996

BORN: Greenville, Texas

NFL EXPERIENCE: 7th YR

BRONCOS EXPERIENCE: 1st YR

GP/GS: 95/65

ACQUIRED: T (NYJ)-'24

AT A GLANCE

- 🐾 *A seventh-year defensive end who has appeared in 95 games (65 starts) and three postseason games with the Rams (2018), Jets (2019-23) and Broncos (2024), totaling 171 tackles (79 solo), 25.0 sacks (199.0 yds.), one interception (32 yds.), seven passes defended, two forced fumbles and three fumble recoveries.*
- 🐾 *Started all 17 games in 2023 and recorded a combined 33 tackles (15 solo), 3.5 sacks (37.5 yds.) and a career-high three passes defended.*
- 🐾 *Totaled a career-high 38 tackles (16 solo), five sacks (39 yds.) and one pass defended in 17 starts in 2022.*
- 🐾 *Finished the 2021 season with 35 tackles (17 solo), a career-high six sacks (44 yds.), one interception (32 yds.), one pass defended and one forced fumble.*
- 🐾 *In 2020, played in 15 games (2 starts) with the Jets, totaling 19 tackles (8 solo), three sacks (25 yds.), two passes defended and two forced fumbles.*
- 🐾 *Played at Stephen F. Austin State University (2014-17), where he appeared in 41 games (33 starts) and totaled 130 tackles (70 solo), 17.5 sacks (124 yds.), two fumble recoveries (9 yds.) and five forced fumbles.*
- 🐾 *Was a one-time All-Southland Conference selection and two-time second-team All-Southland Conference honoree with the Lumberjacks.*
- 🐾 *Selected by the Rams in the fourth round (135th overall) of the 2018 NFL Draft.*
- 🐾 *Traded to Denver from the N.Y. Jets on April 29, 2024.*

2024: Franklin-Myers has appeared in 14 games (13 starts) for Denver, recording 36 tackles (17 solo) and 5.5 sacks (39.5 yds.)... Started in his Broncos debut at Sea. (9/8) nabbing two solo tackles... Tallied two tackles (1 solo) and one sack (7 yds.) at T.B. (9/22)... Totaled three tackles (1 solo) and a sack (7 yds.) of QB Aaron Rodgers at NYJ (9/29)... Recorded two tackles (1 solo) and one sack (6 yds.) of Saints QB Spencer Rattler at N.O. (10/17)... Nabbed four tackles (2 solo) and one sack (11 yards) of Ravens QB Lamar Jackson at Bal. (11/3)... Registered three tackles (2 solo) and one sack of Chiefs QB Patrick Mahomes (6 yds.) at K.C. (11/10), his second consecutive contest recording a quarterback takedown... Tallied two tackles (1 solo), two quarterback hits and a half sack of Colts QB Anthony Richardson (split with OLB Nik Bonitto) for 2.5 yds. vs. Ind. (12/15).

2023: Franklin-Myers started all 17 games and recorded a combined 33 tackles (15 solo), 3.5 sacks (37.5 yds.) and a career-high three passes defended... Anchored a defensive line that helped the Jets rank first in the league in yards allowed per play (4.57), second in passing defense (168.3 ypg) and third in total defense (292.3 ypg)... Totaled four tackles (1 solo) and one nine-yard sack in the season-opener vs. Buf. (9/11)... Made four tackles (1 solo) at NYG (10/29)... Recorded his second sack of the season with one quarterback takedown (11 yds.) in addition to two tackles (1 solo) and a career-high three passes defended vs. LAC (11/6)... Tallied a sack in a second consecutive game after taking down Raiders QB Aidan O'Connell for an 11-yard loss along with two tackles (1 solo) at L.V. (11/12)... Finished with four tackles (2 solo)—including assisting on one sack (6.5 yds.)—vs. Was. (12/24).

2022: Franklin-Myers totaled a career-high 38 tackles (16 solo), five sacks (39 yds.) and one pass defended in 17 starts... Played on a defense that finished fourth in the league in total defense (311.1 ypg), third in passing defense (189.4 ypg) and second in yards per play (4.8)... Set a career-high seven tackles (3 solo) at Pit. (10/2)... Assisted on one sack (2.5 yds.) in addition to recording two tackles (1 solo) and one pass defended vs. Mia. (10/9)... Registered two tackles (1 solo) and one sack (7 yds.) at G.B. (10/16)... Tallied one sack (5 yds.) and three tackles (2 solo) vs. N.E. (10/30)... Assisted on three tackles and recorded one sack (9 yds.) at N.E. (11/20)... Recorded three tackles (1 solo) and assisted on one sack (3.5 yds.) vs. Chi. (11/27)... Recorded his fifth sack of the season with one quarterback takedown (12 yds.) in addition to four tackles (1 solo) at Sea. (1/1).

2021: Franklin-Myers finished the season with 35 tackles (17 solo), a career-high six sacks (44 yds.), one interception (32 yds.), one pass defended and one forced fumble... Made three tackles (2 solo) and had one sack (9 yds.) in the season opener at Car. (9/12)... Posted one sack (10 yds.) in his second consecutive game in addition to making three tackles (1 solo) and forcing one fumble vs. N.E. (9/19)... Posted five tackles (1 solo) at Den. (9/26)... Notched four tackles (3 solo) and one





sack (8 yds.) vs. Ten. (10/3)... Tallied his fourth sack of the season along with three tackles (2 solo) at Ind. (11/4)... Set a career-high two sacks (17 yds.) and intercepted his first career pass (32 yds.) in addition to making three solo tackles at Hou. (11/28).

2020: Franklin-Myers played in 15 games (2 starts) with the Jets, totaling 19 tackles (8 solo), three sacks (25 yds.), two passes defended and two forced fumbles... Tallied an 11-yard sack along with four tackles (2 solo) vs. Ari. (10/11)... Recovered one fumble vs. Buf. (10/25)... Made three tackles (1 solo) in his first career start at K.C. (11/1)... Posted one solo tackle—including one sack (5 yds.)— in a win at LAR (12/20)... Broke up one pass and recovered one fumble in addition to posting three tackles (1 solo) and one sack (9 yds.) vs. Cle. (12/27).

2019: Franklin-Myers was made inactive by the N.Y. Jets for the first three weeks of the season... Was picked up by the Jets off waivers after being cut by the L.A. Rams after training camp... Missed Weeks 5-17 after being placed on injured reserve on Oct. 4.

2018: Franklin-Myers played in all 16 games after being drafted by the L.A. Rams in the fourth round (135th overall) in the 2018 NFL Draft... Finished with 10 tackles (6 solo), two sacks (14 yds.), one forced fumble and one fumble recovery... Made his NFL debut in Week 1 at Oak. (9/10), totaling two tackles (1 solo)... Forced one fumble and recorded his first career sack (4 yds.) vs. Min. (9/27)... Recovered his first career fumble vs. K.C. (11/19)... Notched his second sack of the season (10 yds.) at Chi. (12/9).

COLLEGE: Franklin-Myers played at Stephen F. Austin State University, where he played in 41 games (33 starts) in four seasons (2014-17)... Produced 130 tackles (70 solo), 17.5 sacks (124 yds.), two fumble recoveries (9 yds.) and five forced fumbles... Named second-team All-Southland Conference as a senior in 2017 after playing 11 games (10 starts), totaling 55 tackles (27 solo), 3.5 sacks (24 yds.) and one forced fumble... Appeared in all 11 games (9 starts) in 2016 on his way to first-team All-Southland Conference honors, totaling 32 tackles (20 solo), eight sacks (59 yds.), two fumble recoveries (9 yds.) and four forced fumbles... Finished with 32 tackles (17 solo), six sacks (41 yds.) and five quarterback hits in 11 games (4 starts) in 2015 to earn second-team All-Southland Conference honors.

PERSONAL: Franklin-Myers attended Greenville (Texas) High School, where he was a three-year defensive starter, two-time first-team all-district and one-time honorable mention all-district... Was also named Defensive MVP twice for the program... Additionally lettered in basketball as well as track and field... John Franklin-Myers was born on Sept. 29, 1996 in Greenville, Texas.

Transactions

Signed by L.A. Rams as a draft choice 4/27/24; Waived by L.A. Rams 8/31/19; Acquired via Waivers by N.Y. Jets 9/1/19; Re-Signed by N.Y. Jets 10/8/21; Traded to Denver 4/29/24.

REGULAR SEASON COMPARISON: DEFENSIVE - LOS ANGELES CHARGERS

| DATE | OPP | W/L | GP/GS | TACKLES | | | | | | | MISC | | | | |
|---------------|-------------|------------|------------|----------|----------|----------|------------|-------------|----------|----------|----------|----------|----------|----------|----------|
| | | | | TOT | SOLO | ASST | SACK | YDS. | INT | TFL | PD | QBH | TD | FF | FR |
| 9/23/18 | LA vs. LAC | W | P | 0 | 0 | 0 | 0.0 | 0.0 | 0 | 0 | 0 | 1 | 0 | 0 | 0 |
| 11/22/20 | NYJ @ LAC | L | S | 1 | 0 | 1 | 0.0 | 0.0 | 0 | 0 | 0 | 2 | 0 | 0 | 0 |
| 11/6/23 | NYJ vs. LAC | L | S | 2 | 1 | 1 | 1.0 | 11.0 | 0 | 1 | 3 | 3 | 0 | 0 | 0 |
| 10/13/24 | DEN vs. LAC | L | S | 2 | 0 | 2 | 0.0 | 0.0 | 0 | 0 | 0 | 1 | 0 | 0 | 0 |
| TOTALS | | 1/3 | 4/3 | 5 | 1 | 4 | 1.0 | 11.0 | 0 | 1 | 3 | 7 | 0 | 0 | 0 |





John Franklin-Myers' NFL Regular Season Defensive Statistics

| DATE | TEAM | GP | GS | TACKLES | | | | | | | INTERCEPTIONS | | | | | O. FUMB | | | ST | | MISC | | | | | | |
|---|--------------|-----------|-----------|------------|-----------|-----------|-----------|------------|-------------|--------------|---------------|----------|-----------|-----------|----------|----------|----------|----------|----------|----------|----------|----------|----------|----------|----------|----------|----------|
| | | | | TK | S | A | TFL | YDS | SK | YDS | QBH | NO | YDS | LG | TD | PD | FF | FR | TD | YDS | TK | S | A | FF | FR | S | A |
| 2018 | Rams | 16 | 0 | 10 | 6 | 4 | 1 | 10 | 2.0 | 14.0 | 6 | 0 | 0 | 0 | 0 | 0 | 1 | 1 | 0 | 0 | 0 | 0 | 0 | 0 | 0 | 0 | 0 |
| 2019 | Jets | 0 | 0 | 0 | 0 | 0 | 0 | 0 | 0.0 | 0.0 | 0 | 0 | 0 | 0 | 0 | 0 | 0 | 0 | 0 | 0 | 0 | 0 | 0 | 0 | 0 | 0 | |
| Went from N.Y. Jets to L.A. Rams. | | | | | | | | | | | | | | | | | | | | | | | | | | | |
| 2019 | Rams | 0 | 0 | 0 | 0 | 0 | 0 | 0 | 0.0 | 0.0 | 0 | 0 | 0 | 0 | 0 | 0 | 0 | 0 | 0 | 0 | 0 | 0 | 0 | 0 | 0 | 0 | 0 |
| 2019 | TOTAL | 0 | 0 | 0 | 0 | 0 | 0 | 0 | 0.0 | 0.0 | 0 | 0 | 0 | 0 | 0 | 0 | 0 | 0 | 0 | 0 | 0 | 0 | 0 | 0 | 0 | 0 | 0 |
| 2020 | Jets | 15 | 2 | 19 | 8 | 11 | 5 | 29 | 3.0 | 25.0 | 13 | 0 | 0 | 0 | 0 | 2 | 0 | 2 | 0 | 0 | 0 | 0 | 0 | 0 | 0 | 0 | 0 |
| 2021 | Jets | 16 | 16 | 35 | 17 | 18 | 6 | 43 | 6.0 | 44.0 | 14 | 1 | 32 | 32 | 0 | 1 | 1 | 0 | 0 | 0 | 0 | 0 | 0 | 0 | 0 | 0 | 0 |
| 2022 | Jets | 17 | 17 | 38 | 16 | 22 | 4 | 26 | 5.0 | 39.0 | 20 | 0 | 0 | 0 | 0 | 1 | 0 | 0 | 0 | 0 | 0 | 0 | 0 | 0 | 0 | 0 | 0 |
| 2023 | Jets | 17 | 17 | 33 | 15 | 18 | 6 | 32 | 3.5 | 37.5 | 14 | 0 | 0 | 0 | 0 | 3 | 0 | 0 | 0 | 0 | 0 | 0 | 0 | 0 | 0 | 0 | 0 |
| 2024 | Broncos | 14 | 13 | 36 | 17 | 19 | 7 | 46 | 5.5 | 39.5 | 14 | 0 | 0 | 0 | 0 | 0 | 0 | 0 | 0 | 0 | 0 | 0 | 0 | 0 | 0 | 0 | 0 |
| NFL TOTALS | | 95 | 65 | 171 | 79 | 92 | 29 | 186 | 25.0 | 199.0 | 81 | 1 | 32 | 32 | 0 | 7 | 2 | 3 | 0 | 0 | 0 | 0 | 0 | 0 | 0 | 0 | 0 |

John Franklin-Myers' NFL Postseason Defensive Statistics

| DATE | TEAM | GP | GS | TACKLES | | | | | | | INTERCEPTIONS | | | | | O. FUMB | | | ST | | MISC | | | | | | |
|-------------------|------|----------|----------|----------|----------|----------|----------|----------|------------|------------|---------------|----------|----------|----------|----------|----------|----------|----------|----------|----------|----------|----------|----------|----------|----------|----------|----------|
| | | | | TK | S | A | TFL | YDS | SK | YDS | QBH | NO | YDS | LG | TD | PD | FF | FR | TD | YDS | TK | S | A | FF | FR | S | A |
| 2018 | Rams | 3 | 0 | 3 | 2 | 1 | 0 | 0 | 1.0 | 9.0 | 1 | 0 | 0 | 0 | 0 | 0 | 1 | 0 | 0 | 0 | 0 | 0 | 0 | 0 | 0 | 0 | 0 |
| NFL TOTALS | | 3 | 0 | 3 | 2 | 1 | 0 | 0 | 1.0 | 9.0 | 1 | 0 | 0 | 0 | 0 | 0 | 1 | 0 | 0 | 0 | 0 | 0 | 0 | 0 | 0 | 0 | 0 |

SINGLE-GAME HIGHS: DEFENSIVE

- Total Tackles** 7 at Pittsburgh Steelers, Oct 02, 2022
5 at Denver Broncos, Sep 26, 2021
4 vs. Cleveland Browns, Dec 02, 2024
4 at Baltimore Ravens, Nov 03, 2024
4 vs. Washington Commanders, Dec 24, 2023
...5 more at 4.
- Solo Tackles** 3 vs. Pittsburgh Steelers, Sep 15, 2024
3 at Pittsburgh Steelers, Oct 02, 2022
3 at Houston Texans, Nov 28, 2021
...1 more at 3.
- Sacks** 2.0 at Houston Texans, Nov 28, 2021
1.0 at Kansas City Chiefs, Nov 10, 2024
1.0 at Baltimore Ravens, Nov 03, 2024
1.0 at New Orleans Saints, Oct 17, 2024
...18 more at 1.0.
- Passes Defensed** 1 at Houston Texans, Nov 28, 2021
1 vs. Cleveland Browns, Dec 27, 2020
1 at Indianapolis Colts, Sep 27, 2020
- Forced Fumbles** 1 vs. New England Patriots, Sep 19, 2021
1 vs. Minnesota Vikings, Sep 27, 2018
- Fumble Recoveries** 1 vs. Cleveland Browns, Dec 27, 2020
1 vs. Buffalo Bills, Oct 25, 2020
- Tackles For Loss** 1 vs. Kansas City Chiefs, Nov 19, 2018
2 at Houston Texans, Nov 28, 2021
2 vs. Tennessee Titans, Oct 03, 2021
2 at Carolina Panthers, Sep 12, 2021
1 vs. Atlanta Falcons, Nov 17, 2024
...22 more at 1.
- Interceptions** 1 at Houston Texans, Nov 28, 2021
- Interception Return Yards** 32 at Houston Texans, Nov 28, 2021

SINGLE-GAME HIGHS - POSTSEASON: DEFENSIVE

- Total Tackles** 2 at New Orleans Saints, Jan 20, 2019
1 vs. New England Patriots, Feb 03, 2019
- Solo Tackles** 1 vs. New England Patriots, Feb 03, 2019
1 at New Orleans Saints, Jan 20, 2019
- Sacks** 1.0 vs. New England Patriots, Feb 03, 2019
- Forced Fumbles** 1 vs. New England Patriots, Feb 03, 2019





2023 GAME-BY-GAME REGULAR-SEASON STATISTICS (JETS)

| DATE | OPPONENT | P/S | TACKLES | | | | | INTERCEPTIONS | | | | | O. FUMB | | | | ST | | | | MISC | | | SCORE | | | | | | |
|--------------------|-------------|--------------|-----------|-----------|-----------|------------|-------------|---------------|-----------|-----------|----------|----------|----------|----------|----------|----------|----------|----------|----------|----------|----------|----------|----------|----------|----------|----------|------------|-------------|-------|------------|
| | | | TK | S | A | SK | YDS | TFL | YDS | QBH | NO | YDS | LG | TD | PD | FF | FR | TD | YDS | TK | S | A | FF | | FR | S | A | W/L | | |
| 09/11 | Bills | S | 4 | 1 | 3 | 1.0 | 9.0 | 1 | 9 | 2 | 0 | 0 | 0 | 0 | 0 | 0 | 0 | 0 | 0 | 0 | 0 | 0 | 0 | 0 | 0 | 0 | 0 | 0 | W | 22-16 + |
| 09/17 | at Cowboys | S | 2 | 2 | 0 | 0.0 | 0.0 | 0 | 0 | 1 | 0 | 0 | 0 | 0 | 0 | 0 | 0 | 0 | 0 | 0 | 0 | 0 | 0 | 0 | 0 | 0 | 0 | L | 10-30 | |
| 09/24 | Patriots | S | 2 | 1 | 1 | 0.0 | 0.0 | 0 | 0 | 1 | 0 | 0 | 0 | 0 | 0 | 0 | 0 | 0 | 0 | 0 | 0 | 0 | 0 | 0 | 0 | 0 | L | 10-15 | | |
| 10/01 | Chiefs | S | 2 | 1 | 1 | 0.0 | 0.0 | 0 | 0 | 3 | 0 | 0 | 0 | 0 | 0 | 0 | 0 | 0 | 0 | 0 | 0 | 0 | 0 | 0 | 0 | L | 20-23 | | | |
| 10/08 | at Broncos | S | 2 | 1 | 1 | 0.0 | 0.0 | 1 | 0 | 0 | 0 | 0 | 0 | 0 | 0 | 0 | 0 | 0 | 0 | 0 | 0 | 0 | 0 | 0 | 0 | W | 31-21 | | | |
| 10/15 | Eagles | S | 2 | 1 | 1 | 0.0 | 0.0 | 0 | 0 | 1 | 0 | 0 | 0 | 0 | 0 | 0 | 0 | 0 | 0 | 0 | 0 | 0 | 0 | 0 | 0 | W | 20-14 | | | |
| 10/29 | at Giants | S | 4 | 1 | 3 | 0.0 | 0.0 | 1 | 1 | 0 | 0 | 0 | 0 | 0 | 0 | 0 | 0 | 0 | 0 | 0 | 0 | 0 | 0 | 0 | 0 | W | 13-10 + | | | |
| 11/06 | Chargers | S | 2 | 1 | 1 | 1.0 | 11.0 | 1 | 11 | 3 | 0 | 0 | 0 | 0 | 3 | 0 | 0 | 0 | 0 | 0 | 0 | 0 | 0 | 0 | 0 | L | 6-27 | | | |
| 11/12 | at Raiders | S | 2 | 1 | 1 | 1.0 | 11.0 | 1 | 11 | 1 | 0 | 0 | 0 | 0 | 0 | 0 | 0 | 0 | 0 | 0 | 0 | 0 | 0 | 0 | 0 | L | 12-16 | | | |
| 11/19 | at Bills | S | 0 | 0 | 0 | 0.0 | 0.0 | 0 | 0 | 0 | 0 | 0 | 0 | 0 | 0 | 0 | 0 | 0 | 0 | 0 | 0 | 0 | 0 | 0 | 0 | L | 6-32 | | | |
| 11/24 | Dolphins | S | 0 | 0 | 0 | 0.0 | 0.0 | 0 | 0 | 0 | 0 | 0 | 0 | 0 | 0 | 0 | 0 | 0 | 0 | 0 | 0 | 0 | 0 | 0 | 0 | L | 13-34 | | | |
| 12/03 | Falcons | S | 2 | 1 | 1 | 0.0 | 0.0 | 0 | 0 | 0 | 0 | 0 | 0 | 0 | 0 | 0 | 0 | 0 | 0 | 0 | 0 | 0 | 0 | 0 | 0 | L | 8-13 | | | |
| 12/10 | Texans | S | 0 | 0 | 0 | 0.0 | 0.0 | 0 | 0 | 0 | 0 | 0 | 0 | 0 | 0 | 0 | 0 | 0 | 0 | 0 | 0 | 0 | 0 | 0 | 0 | W | 30-6 | | | |
| 12/17 | at Dolphins | S | 2 | 0 | 2 | 0.0 | 0.0 | 0 | 0 | 0 | 0 | 0 | 0 | 0 | 0 | 0 | 0 | 0 | 0 | 0 | 0 | 0 | 0 | 0 | 0 | L | 0-30 | | | |
| 12/24 | Commanders | S | 4 | 2 | 2 | 0.5 | 6.5 | 1 | 0 | 1 | 0 | 0 | 0 | 0 | 0 | 0 | 0 | 0 | 0 | 0 | 0 | 0 | 0 | 0 | 0 | W | 30-28 | | | |
| 12/28 | at Browns | S | 2 | 1 | 1 | 0.0 | 0.0 | 0 | 0 | 1 | 0 | 0 | 0 | 0 | 0 | 0 | 0 | 0 | 0 | 0 | 0 | 0 | 0 | 0 | 0 | L | 20-37 | | | |
| 01/07 | at Patriots | S | 1 | 1 | 0 | 0.0 | 0.0 | 0 | 0 | 0 | 0 | 0 | 0 | 0 | 0 | 0 | 0 | 0 | 0 | 0 | 0 | 0 | 0 | 0 | 0 | W | 17-3 | | | |
| 2023 TOTALS | | 17-17 | 33 | 15 | 18 | 3.5 | 37.5 | 6 | 32 | 14 | 0 | 0 | 0 | 0 | 3 | 0 | 0 | 0 | 0 | 0 | 0 | 0 | 0 | 0 | 0 | 0 | 0 | 7-10 | | |

+ - Overtime

2024 GAME-BY-GAME REGULAR-SEASON STATISTICS (BRONCOS)

| DATE | OPPONENT | P/S | TACKLES | | | | | INTERCEPTIONS | | | | | O. FUMB | | | | ST | | | | MISC | | | SCORE | | | | |
|--------------------|---------------|--------------|-----------|-----------|-----------|------------|-------------|---------------|-----------|-----------|----------|----------|----------|----------|----------|----------|----------|----------|----------|----------|----------|----------|----------|----------|----------|------------|-------|-------|
| | | | TK | S | A | SK | YDS | TFL | YDS | QBH | NO | YDS | LG | TD | PD | FF | FR | TD | YDS | TK | S | A | FF | | FR | S | A | W/L |
| 09/08 | at Seahawks | S | 2 | 2 | 0 | 0.0 | 0.0 | 1 | 1 | 0 | 0 | 0 | 0 | 0 | 0 | 0 | 0 | 0 | 0 | 0 | 0 | 0 | 0 | 0 | 0 | 0 | L | 20-26 |
| 09/15 | Steelers | S | 3 | 3 | 0 | 0.0 | 0.0 | 0 | 0 | 0 | 0 | 0 | 0 | 0 | 0 | 0 | 0 | 0 | 0 | 0 | 0 | 0 | 0 | 0 | 0 | L | 6-13 | |
| 09/22 | at Buccaneers | S | 2 | 1 | 1 | 1.0 | 7.0 | 1 | 7 | 1 | 0 | 0 | 0 | 0 | 0 | 0 | 0 | 0 | 0 | 0 | 0 | 0 | 0 | 0 | 0 | W | 26-7 | |
| 09/29 | at Jets | S | 3 | 1 | 2 | 1.0 | 7.0 | 1 | 7 | 2 | 0 | 0 | 0 | 0 | 0 | 0 | 0 | 0 | 0 | 0 | 0 | 0 | 0 | 0 | 0 | W | 10-9 | |
| 10/06 | Raiders | P | 2 | 0 | 2 | 0.0 | 0.0 | 0 | 0 | 0 | 0 | 0 | 0 | 0 | 0 | 0 | 0 | 0 | 0 | 0 | 0 | 0 | 0 | 0 | 0 | W | 34-18 | |
| 10/13 | Chargers | S | 2 | 0 | 2 | 0.0 | 0.0 | 0 | 0 | 1 | 0 | 0 | 0 | 0 | 0 | 0 | 0 | 0 | 0 | 0 | 0 | 0 | 0 | 0 | 0 | L | 16-23 | |
| 10/17 | at Saints | S | 2 | 1 | 1 | 1.0 | 6.0 | 1 | 6 | 1 | 0 | 0 | 0 | 0 | 0 | 0 | 0 | 0 | 0 | 0 | 0 | 0 | 0 | 0 | 0 | W | 33-10 | |
| 10/27 | Panthers | S | 2 | 1 | 1 | 0.0 | 0.0 | 0 | 0 | 2 | 0 | 0 | 0 | 0 | 0 | 0 | 0 | 0 | 0 | 0 | 0 | 0 | 0 | 0 | 0 | W | 28-14 | |
| 11/03 | at Ravens | S | 4 | 2 | 2 | 1.0 | 11.0 | 1 | 11 | 1 | 0 | 0 | 0 | 0 | 0 | 0 | 0 | 0 | 0 | 0 | 0 | 0 | 0 | 0 | 0 | L | 10-41 | |
| 11/10 | at Chiefs | S | 3 | 2 | 1 | 1.0 | 6.0 | 1 | 6 | 1 | 0 | 0 | 0 | 0 | 0 | 0 | 0 | 0 | 0 | 0 | 0 | 0 | 0 | 0 | 0 | L | 14-16 | |
| 11/17 | Falcons | S | 3 | 2 | 1 | 0.0 | 0.0 | 1 | 8 | 1 | 0 | 0 | 0 | 0 | 0 | 0 | 0 | 0 | 0 | 0 | 0 | 0 | 0 | 0 | 0 | W | 38-6 | |
| 11/24 | at Raiders | S | 1 | 0 | 1 | 0.0 | 0.0 | 0 | 0 | 1 | 0 | 0 | 0 | 0 | 0 | 0 | 0 | 0 | 0 | 0 | 0 | 0 | 0 | 0 | 0 | W | 29-19 | |
| 12/02 | Browns | S | 4 | 0 | 4 | 0.0 | 0.0 | 0 | 0 | 1 | 0 | 0 | 0 | 0 | 0 | 0 | 0 | 0 | 0 | 0 | 0 | 0 | 0 | 0 | 0 | W | 41-32 | |
| 12/15 | Colts | S | 3 | 2 | 1 | 0.5 | 2.5 | 0 | 0 | 2 | 0 | 0 | 0 | 0 | 0 | 0 | 0 | 0 | 0 | 0 | 0 | 0 | 0 | 0 | 0 | W | 31-13 | |
| 2024 TOTALS | | 14-13 | 36 | 17 | 19 | 5.5 | 39.5 | 7 | 46 | 14 | 0 | 0 | 0 | 0 | 0 | 0 | 0 | 0 | 0 | 0 | 0 | 0 | 0 | 0 | 0 | 9-5 | | |





2018 GAME-BY-GAME POSTSEASON STATISTICS (RAMS)

| DATE | OPPONENT | P/S | TACKLES | | | | | | INTERCEPTIONS | | | | | O. FUMB | | | | ST | | | | MISC | | | SCORE | | | | |
|--------------------|-----------|------------|----------|----------|----------|------------|------------|----------|---------------|----------|----------|----------|----------|----------|----------|----------|----------|----------|----------|----------|----------|----------|----------|----------|----------|----------|------------|-----|------------|
| | | | TK | S | A | SK | YDS | TFL | YDS | QBH | NO | YDS | LG | TD | PD | FF | FR | TD | YDS | TK | S | A | FF | FR | | S | A | W/L | |
| 01/12 | Cowboys | P | 0 | 0 | 0 | 0.0 | 0.0 | 0 | 0 | 0 | 0 | 0 | 0 | 0 | 0 | 0 | 0 | 0 | 0 | 0 | 0 | 0 | 0 | 0 | 0 | 0 | 0 | W | 30-22 |
| 01/20 | at Saints | P | 2 | 1 | 1 | 0.0 | 0.0 | 0 | 0 | 0 | 0 | 0 | 0 | 0 | 0 | 0 | 0 | 0 | 0 | 0 | 0 | 0 | 0 | 0 | 0 | 0 | 0 | W | 26-23 + |
| 02/03 | Patriots | P | 1 | 1 | 0 | 1.0 | 9.0 | 0 | 0 | 1 | 0 | 0 | 0 | 0 | 0 | 1 | 0 | 0 | 0 | 0 | 0 | 0 | 0 | 0 | 0 | 0 | 0 | L | 3-13 |
| 2018 TOTALS | | 3-0 | 3 | 2 | 1 | 1.0 | 9.0 | 0 | 0 | 1 | 0 | 0 | 0 | 0 | 0 | 1 | 0 | 0 | 0 | 0 | 0 | 0 | 0 | 0 | 0 | 0 | 2-1 | | |

+ - Overtime





84 WR



LIL' JORDAN
HUMPHREY

HEIGHT/WEIGHT: 6-4 / 225

COLLEGE: Texas

BIRTHDAY: Apr. 19, 1998

BORN: Southlake, Texas

NFL EXPERIENCE: 6th YR

BRONCOS EXPERIENCE: 2nd YR

GP/GS: 55/21

ACQUIRED: FA-'23

AT A GLANCE

A sixth-year wide receiver who has appeared in 55 games (21 starts) with the Saints (2019-21), Patriots (2022) and Broncos (2023-24), tallying 60 catches for 744 yards (12.4 avg.) with seven touchdowns.

- 👉 Made 13 catches for 162 yards (12.5 avg.) with a career-high three touchdown catches in 17 games (8 starts) in his first season with Denver during the 2023 season.
- 👉 Has also played in two postseason contests with New Orleans (2019-20).
- 👉 Appeared in six games (2 starts) with New England in 2022, totaling two catches for 20 yards (10.0 avg.) on 128 offensive snaps.
- 👉 Had his best season yet in 2021, totaling career highs of 249 receiving yards, 13 catches (19.2 avg.) and two scores in 10 games (4 starts) with the Saints.
- 👉 Caught three passes for 46 yards (15.3 avg.) and had one touchdown catch in 2020.
- 👉 Appeared in 36 games (18 starts) in three seasons at the University of Texas (2016-18), finishing his career with 125 receptions for 1,622 yards (13.0 avg.) with 10 scores along with six rushes for 25 yards (4.2 avg.) with one touchdown.
- 👉 As a junior in 2018, played in 14 games (12 starts) and led Texas with 86 catches for 1,176 yards (13.7 avg.) and nine touchdowns.
- 👉 Attended Southlake Carroll High School in Southlake, Texas, where he was named a two-time All-State selection by the Texas Sports Writers Association.
- 👉 Entered the NFL as a college free agent with New Orleans on May 10, 2019.
- 👉 Signed by the Broncos as a free agent on March 7, 2023.

2024: Humphrey caught four passes for 50 yards (12.5 avg) in the home opener vs. Pit. (9/15)... Caught a career-high six passes for 37 yards (6.2 avg.) in the Week 3 win at T.B. (9/22)... Made two catches for 48 yards (24.0 avg.) vs. L.V. (10/6)... Caught four passes for 52 yards (13.0 avg.), including his first touchdown of the season, vs. Atl. (11/17).

2023: Humphrey made 13 catches for 162 yards (12.5 avg.) with a career-high three touchdown catches in 17 games (8 starts) in his first season with Denver... Made his Broncos debut vs. L.V. (9/10), catching the first touchdown pass of the season from QB Russell Wilson while also making two catches for 11 yards (5.5 avg.)... Recorded his second touchdown reception of the season when he caught three passes for 16 yards (5.3 avg.) at Det. (12/16)... Caught two passes for 69 yards (34.5 avg.), including a career-high receiving catch of 54 yards, vs. LAC (12/31).

2022: Humphrey appeared in six games (2 starts) with New England, totaling two catches for 20 yards (10.0 avg.) on 128 offensive snaps while appearing in 24 special-teams plays... Made his Patriots debut at Mia. (9/11)... Caught his first pass with the team at Pit. (9/18).

2021: Humphrey had his best season yet, totaling career highs of 249 receiving yards, 13 catches (19.2 avg.) and two scores in 10 games (4 starts)... Caught a four-yard pass for a touchdown at Phi. (11/21)... Made a career-high three catches for 47 yards (15.7 avg.) vs. Buf. (11/25)... Made two catches for 49 yards (24.5 avg.) along with his third career touchdown vs. Dal. (12/2)... Had three receptions for a career-high 70 yards (23.3 avg.), including a 56-yard grab, vs. Mia. (12/27)... Had 26 yards on two catches (13.0 avg.) vs. Car. (1/2).

2020: Humphrey played in three games (1 start), catching three passes for 46 yards (15.3 avg.) and had one touchdown catch... Caught his first career pass and scored his first receiving touchdown vs. K.C. (12/20), finishing the game with two catches for 29 yards (14.5 avg.)... Caught another pass for 17 yards at Car. (1/3).

2019: Humphrey started one-of-five games he played in after being signed by New Orleans as a college free agent... Played in 52 offensive snaps and seven special-teams snaps... Made his NFL debut at Sea. (9/22).

COLLEGE: Humphrey started 18-of-36 games played in three seasons at the University of Texas (2016-18), finishing with 125 receptions for 1,622 yards (13.0 avg.) with 10 scores along with six rushes for 25 yards (4.2 avg.) with one touchdown... Also returned 11 kickoffs for 252 yards (22.9 avg.)... As a junior in 2018, played in 14 games (12 starts) and led the team with 86 catches for 1,176 yards (13.7 avg.) and nine touchdowns... His 1,176 receiving yards were the third-most in a single season in





program history at the time and was named honorable mention All-Big 12... Caught 37 passes for 431 yards with one score and was named honorable mention All-Big 12 in 2017.

PERSONAL: Humphrey attended Southlake Carroll High School in Southlake, Texas, where he was a two-time all-state selection... Named first-team 6A All-State by the Texas Sports Writers Association as an all-purpose player and second-team as a running back by the Associated Press in 2015... Rushed 184 times for 1,292 yards (7.2 avg.) with 14 touchdowns, and caught 57 passes for 876 yards with eight touchdowns as a senior... Named second-team 6A All-State by the Texas Sports Writers Association and honorable mention by Associated Press as a running back in 2014... Rushed for 1,828 yards with 29 touchdowns on 289 carries (6.3 avg.), while making 26 receptions for 285 yards with three touchdowns as a junior... Also competed in basketball and high jump... Lil'Jordan Humphrey was born on April 19, 1998 in Southlake, Texas.

Transactions

Signed by New Orleans as a college free agent 5/10/19; Waived by New Orleans 8/31/19; Signed by New Orleans (practice squad) 9/1/19; Signed by New Orleans (active roster) 9/18/19; Waived by New Orleans 10/26/19; Signed by New Orleans (practice squad) 10/29/19; Signed by New Orleans (active roster) 12/28/19; Waived by New Orleans 9/5/20; Signed by New Orleans (practice squad) 9/6/20; Released by New Orleans 9/30/20; Signed by New Orleans (practice squad) 12/9/20; Signed reserve/futures contract with New Orleans 1/18/21; Signed by New England 6/16/22; Waived by New England 8/30/22; Signed by New England (practice squad) 8/31/22; Signed by England (active roster) 9/13/22; Waived by New England 10/11/22; Signed by New England (practice squad) 10/13/22; Released by New England 11/15/22; Signed by Denver 3/7/23; Released by Denver 10/11/23; Signed by Denver (practice squad) 10/12/23; Signed by Denver (active roster) 10/18/23; Released by Denver 10/20/23; Signed by Denver (practice squad) 10/21/23; Signed by Denver (active roster) 10/25/24; Re-signed by Denver 3/14/24; Released by Denver 8/27/24; Signed by Denver (practice squad) 8/28/24; Signed by Denver (active roster) 9/21/24.

REGULAR SEASON COMPARISON: RECEIVING - LOS ANGELES CHARGERS

| DATE | OPP | W/L | GP/GS | REC | YDS. | AVG. | TD | LG | TGTS | YAC |
|---------------|-------------|------------|------------|----------|-----------|-------------|----------|----------|----------|-----------|
| 12/10/23 | DEN @ LAC | W | S | 1 | 12 | 12.0 | 0 | 12 | 1 | 15 |
| 12/31/23 | DEN vs. LAC | W | P | 2 | 69 | 34.5 | 1 | 54t | 4 | 42 |
| 10/13/24 | DEN vs. LAC | L | P | 1 | 8 | 8.0 | 0 | 8 | 1 | 4 |
| TOTALS | | 2/1 | 3/1 | 4 | 89 | 22.3 | 1 | 8 | 6 | 61 |

Lil'Jordan Humphrey's NFL Regular Season Rushing/Receiving Statistics

| DATE | TEAM | GP | GS | RECEIVING | | | | | RUSHING | | | | |
|-------------------|----------|-----------|-----------|-----------|------------|-------------|-----------|----------|----------|----------|------------|----------|----------|
| | | | | NO. | YDS. | AVG. | LG | TD | NO. | YDS. | AVG. | LG | TD |
| 2019 | Saints | 5 | 1 | 0 | 0 | 0.0 | 0 | 0 | 0 | 0 | 0.0 | 0 | 0 |
| 2020 | Saints | 3 | 1 | 3 | 46 | 15.3 | 17t | 1 | 0 | 0 | 0.0 | 0 | 0 |
| 2021 | Saints | 10 | 4 | 13 | 249 | 19.2 | 56 | 2 | 0 | 0 | 0.0 | 0 | 0 |
| 2022 | Patriots | 6 | 2 | 2 | 20 | 10.0 | 11 | 0 | 0 | 0 | 0.0 | 0 | 0 |
| 2023 | Broncos | 17 | 8 | 13 | 162 | 12.5 | 54t | 3 | 0 | 0 | 0.0 | 0 | 0 |
| 2024 | Broncos | 14 | 5 | 29 | 267 | 9.2 | 41t | 1 | 0 | 0 | 0.0 | 0 | 0 |
| NFL TOTALS | | 55 | 21 | 60 | 744 | 12.4 | 56 | 7 | 0 | 0 | 0.0 | 0 | 0 |





Lil'Jordan Humphrey's NFL Postseason Rushing/Receiving Statistics

| DATE | TEAM | GP | GS | RECEIVING | | | | | RUSHING | | | | |
|-------------------|--------|----------|----------|-----------|-----------|-------------|-----------|----------|----------|----------|------------|----------|----------|
| | | | | NO. | YDS. | AVG. | LG | TD | NO. | YDS. | AVG. | LG | TD |
| 2019 | Saints | 1 | 0 | 0 | 0 | 0.0 | 0 | 0 | 0 | 0 | 0.0 | 0 | 0 |
| 2020 | Saints | 1 | 0 | 1 | 14 | 14.0 | 14 | 0 | 0 | 0 | 0.0 | 0 | 0 |
| NFL TOTALS | | 2 | 0 | 1 | 14 | 14.0 | 14 | 0 | 0 | 0 | 0.0 | 0 | 0 |

Lil'Jordan Humphrey's NFL Regular Season Return Statistics

| DATE | TEAM | KICKOFF RETURNS | | | | | PUNT RETURNS | | | | | |
|-------------------|----------|-----------------|----------|------------|----------|----------|--------------|----------|----------|------------|----------|----------|
| | | RET. | YDS. | AVG. | LG | TD | NO. | FC | YDS. | AVG. | LG | TD |
| 2019 | Saints | 0 | 0 | 0.0 | 0 | 0 | 0 | 0 | 0 | 0.0 | 0 | 0 |
| 2020 | Saints | 0 | 0 | 0.0 | 0 | 0 | 0 | 0 | 0 | 0.0 | 0 | 0 |
| 2021 | Saints | 0 | 0 | 0.0 | 0 | 0 | 0 | 0 | 0 | 0.0 | 0 | 0 |
| 2022 | Patriots | 0 | 0 | 0.0 | 0 | 0 | 0 | 0 | 0 | 0.0 | 0 | 0 |
| 2023 | Broncos | 0 | 0 | 0.0 | 0 | 0 | 0 | 0 | 0 | 0.0 | 0 | 0 |
| 2024 | Broncos | 0 | 0 | 0.0 | 0 | 0 | 0 | 0 | 0 | 0.0 | 0 | 0 |
| NFL TOTALS | | 0 | 0 | 0.0 | 0 | 0 | 0 | 0 | 0 | 0.0 | 0 | 0 |

Lil'Jordan Humphrey's NFL Postseason Return Statistics

| DATE | TEAM | KICKOFF RETURNS | | | | | PUNT RETURNS | | | | | |
|-------------------|--------|-----------------|----------|------------|----------|----------|--------------|----------|----------|------------|----------|----------|
| | | RET. | YDS. | AVG. | LG | TD | NO. | FC | YDS. | AVG. | LG | TD |
| 2019 | Saints | 0 | 0 | 0.0 | 0 | 0 | 0 | 0 | 0 | 0.0 | 0 | 0 |
| 2020 | Saints | 0 | 0 | 0.0 | 0 | 0 | 0 | 0 | 0 | 0.0 | 0 | 0 |
| NFL TOTALS | | 0 | 0 | 0.0 | 0 | 0 | 0 | 0 | 0 | 0.0 | 0 | 0 |

SINGLE-GAME HIGHS: RECEIVING

- Receptions** 6 at Tampa Bay Buccaneers, Sep 22, 2024
4 vs. Atlanta Falcons, Nov 17, 2024
4 vs. Carolina Panthers, Oct 27, 2024
4 vs. Pittsburgh Steelers, Sep 15, 2024
3 at Detroit Lions, Dec 16, 2023
...2 more at 3.
- Receiving Yards** 70 vs. Miami Dolphins, Dec 27, 2021
69 vs. Los Angeles Chargers, Dec 31, 2023
52 vs. Atlanta Falcons, Nov 17, 2024
50 vs. Pittsburgh Steelers, Sep 15, 2024
49 vs. Dallas Cowboys, Dec 02, 2021
- Receiving Average** 23.3 vs. Miami Dolphins, Dec 27, 2021
15.7 vs. Buffalo Bills, Nov 25, 2021
13.0 vs. Atlanta Falcons, Nov 17, 2024
12.5 vs. Pittsburgh Steelers, Sep 15, 2024
6.2 at Tampa Bay Buccaneers, Sep 22, 2024
- Longest Receptions** 56 vs. Miami Dolphins, Dec 27, 2021
54t vs. Los Angeles Chargers, Dec 31, 2023
41t vs. Atlanta Falcons, Nov 17, 2024
27 vs. Las Vegas Raiders, Oct 06, 2024
27 vs. Pittsburgh Steelers, Sep 15, 2024
...1 more at 27.

- Receiving TDs** 1 vs. Atlanta Falcons, Nov 17, 2024
1 vs. Los Angeles Chargers, Dec 31, 2023
1 at Detroit Lions, Dec 16, 2023
...4 more at 1.
- All-Purpose Yards** 70 vs. Miami Dolphins, Dec 27, 2021
69 vs. Los Angeles Chargers, Dec 31, 2023
52 vs. Atlanta Falcons, Nov 17, 2024
50 vs. Pittsburgh Steelers, Sep 15, 2024
49 vs. Dallas Cowboys, Dec 02, 2021
- Most TDs** 1 vs. Atlanta Falcons, Nov 17, 2024
1 vs. Los Angeles Chargers, Dec 31, 2023
1 at Detroit Lions, Dec 16, 2023
...4 more at 1.
- Miscellaneous Tackles** 1 at Seattle Seahawks, Oct 25, 2021





SINGLE-GAME HIGHS - POSTSEASON: RECEIVING

Receptions 1 vs. Chicago Bears, Jan 10, 2021 **Longest Receptions** 14 vs. Chicago Bears, Jan 10, 2021
Receiving Yards 14 vs. Chicago Bears, Jan 10, 2021 **All-Purpose Yards** 14 vs. Chicago Bears, Jan 10, 2021

2023 GAME-BY-GAME REGULAR-SEASON STATISTICS (BRONCOS)

| DATE | OPPONENT | P/S | RECEIVING | | | | | RUSHING | | | | | W/L | SCORE |
|--------------------|-------------|-----|-----------|------------|-------------|------------|----------|----------|----------|------------|----------|----------|------------|-------|
| | | | NO. | YDS. | AVG. | LG | TD | NO. | YDS. | AVG. | LG | TD | | |
| 09/10 | Raiders | | | | | | | | | | | | L | 16-17 |
| 09/17 | Commanders | | | | | | | | | | | | L | 33-35 |
| 09/24 | at Dolphins | P | 0 | 0 | 0.0 | 0 | 0 | 0 | 0 | 0.0 | 0 | 0 | L | 20-70 |
| 10/01 | at Bears | S | 1 | 11 | 11.0 | 11 | 0 | 0 | 0 | 0.0 | 0 | 0 | W | 31-28 |
| 10/08 | Jets | S | 0 | 0 | 0.0 | 0 | 0 | 0 | 0 | 0.0 | 0 | 0 | L | 21-31 |
| 10/12 | at Chiefs | P | 0 | 0 | 0.0 | 0 | 0 | 0 | 0 | 0.0 | 0 | 0 | L | 8-19 |
| 10/22 | Packers | P | 0 | 0 | 0.0 | 0 | 0 | 0 | 0 | 0.0 | 0 | 0 | W | 19-17 |
| 10/29 | Chiefs | P | 0 | 0 | 0.0 | 0 | 0 | 0 | 0 | 0.0 | 0 | 0 | W | 24-9 |
| 11/13 | at Bills | P | 1 | 14 | 14.0 | 14 | 0 | 0 | 0 | 0.0 | 0 | 0 | W | 24-22 |
| 11/19 | Vikings | P | 0 | 0 | 0.0 | 0 | 0 | 0 | 0 | 0.0 | 0 | 0 | W | 21-20 |
| 11/26 | Browns | S | 1 | 13 | 13.0 | 13 | 0 | 0 | 0 | 0.0 | 0 | 0 | W | 29-12 |
| 12/03 | at Texans | P | 1 | 12 | 12.0 | 12 | 0 | 0 | 0 | 0.0 | 0 | 0 | L | 17-22 |
| 12/10 | at Chargers | S | 1 | 12 | 12.0 | 12 | 0 | 0 | 0 | 0.0 | 0 | 0 | W | 24-7 |
| 12/16 | at Lions | S | 3 | 16 | 5.3 | 8 | 1 | 0 | 0 | 0.0 | 0 | 0 | L | 17-42 |
| 12/24 | Patriots | S | 0 | 0 | 0.0 | 0 | 0 | 0 | 0 | 0.0 | 0 | 0 | L | 23-26 |
| 12/31 | Chargers | P | 2 | 69 | 34.5 | 54t | 1 | 0 | 0 | 0.0 | 0 | 0 | W | 16-9 |
| 01/07 | at Raiders | P | 0 | 0 | 0.0 | 0 | 0 | 0 | 0 | 0.0 | 0 | 0 | L | 14-27 |
| 2023 TOTALS | 15-6 | | 10 | 147 | 14.7 | 54T | 2 | 0 | 0 | 0.0 | 0 | 0 | 8-9 | |

2024 GAME-BY-GAME REGULAR-SEASON STATISTICS (BRONCOS)

| DATE | OPPONENT | P/S | RECEIVING | | | | | RUSHING | | | | | W/L | SCORE |
|--------------------|---------------|-----|-----------|------------|------------|------------|----------|----------|----------|------------|----------|----------|------------|-------|
| | | | NO. | YDS. | AVG. | LG | TD | NO. | YDS. | AVG. | LG | TD | | |
| 09/08 | at Seahawks | P | 0 | 0 | 0.0 | 0 | 0 | 0 | 0 | 0.0 | 0 | 0 | L | 20-26 |
| 09/15 | Steelers | S | 4 | 50 | 12.5 | 27 | 0 | 0 | 0 | 0.0 | 0 | 0 | L | 6-13 |
| 09/22 | at Buccaneers | P | 6 | 37 | 6.2 | 17 | 0 | 0 | 0 | 0.0 | 0 | 0 | W | 26-7 |
| 09/29 | at Jets | P | 0 | 0 | 0.0 | 0 | 0 | 0 | 0 | 0.0 | 0 | 0 | W | 10-9 |
| 10/06 | Raiders | P | 2 | 48 | 24.0 | 27 | 0 | 0 | 0 | 0.0 | 0 | 0 | W | 34-18 |
| 10/13 | Chargers | P | 1 | 8 | 8.0 | 8 | 0 | 0 | 0 | 0.0 | 0 | 0 | L | 16-23 |
| 10/17 | at Saints | P | 2 | 12 | 6.0 | 9 | 0 | 0 | 0 | 0.0 | 0 | 0 | W | 33-10 |
| 10/27 | Panthers | S | 4 | 22 | 5.5 | 8 | 0 | 0 | 0 | 0.0 | 0 | 0 | W | 28-14 |
| 11/03 | at Ravens | S | 2 | 11 | 5.5 | 6 | 0 | 0 | 0 | 0.0 | 0 | 0 | L | 10-41 |
| 11/10 | at Chiefs | S | 2 | 23 | 11.5 | 20 | 0 | 0 | 0 | 0.0 | 0 | 0 | L | 14-16 |
| 11/17 | Falcons | P | 4 | 52 | 13.0 | 41t | 1 | 0 | 0 | 0.0 | 0 | 0 | W | 38-6 |
| 11/24 | at Raiders | P | 2 | 4 | 2.0 | 2 | 0 | 0 | 0 | 0.0 | 0 | 0 | W | 29-19 |
| 12/02 | Browns | S | 0 | 0 | 0.0 | 0 | 0 | 0 | 0 | 0.0 | 0 | 0 | W | 41-32 |
| 12/15 | Colts | P | 0 | 0 | 0.0 | 0 | 0 | 0 | 0 | 0.0 | 0 | 0 | W | 31-13 |
| 2024 TOTALS | 14-5 | | 29 | 267 | 9.2 | 41T | 1 | 0 | 0 | 0.0 | 0 | 0 | 9-5 | |





2019 GAME-BY-GAME POSTSEASON STATISTICS (SAINTS)


| DATE | OPPONENT | P/S | RECEIVING | | | | | RUSHING | | | | | W/L | SCORE |
|--------------------|----------|------------|-----------|----------|------------|----------|----------|----------|----------|------------|----------|----------|------------|------------|
| | | | NO. | YDS. | AVG. | LG | TD | NO. | YDS. | AVG. | LG | TD | | |
| 01/05 | Vikings | P | 0 | 0 | 0.0 | 0 | 0 | 0 | 0 | 0.0 | 0 | 0 | L | 20-26 + |
| 2019 TOTALS | | 1-0 | 0 | 0 | 0.0 | 0 | 0 | 0 | 0 | 0.0 | 0 | 0 | 0-1 | |

+ - Overtime

2020 GAME-BY-GAME POSTSEASON STATISTICS (SAINTS)

| DATE | OPPONENT | P/S | RECEIVING | | | | | RUSHING | | | | | W/L | SCORE |
|--------------------|------------|------------|--------------------------------|-----------|-------------|-----------|----------|----------|----------|------------|----------|----------|------------|-------|
| | | | NO. | YDS. | AVG. | LG | TD | NO. | YDS. | AVG. | LG | TD | | |
| 01/10 | Bears | P | 1 | 14 | 14.0 | 14 | 0 | 0 | 0 | 0.0 | 0 | 0 | W | 21-9 |
| 01/17 | Buccaneers | | PRACTICE SQUAD/INJURED RESERVE | | | | | | | | | | L | 20-30 |
| 2020 TOTALS | | 1-0 | 1 | 14 | 14.0 | 14 | 0 | 0 | 0 | 0.0 | 0 | 0 | 1-1 | |





94 DL



JORDAN JACKSON

HEIGHT/WEIGHT: 6-5 / 285

COLLEGE: Air Force

BIRTHDAY: Jan. 30, 1998

BORN: Jacksonville, Fla.

NFL EXPERIENCE: 1st YR

BRONCOS EXPERIENCE: 1st YR

GP/GS: 14/0

ACQUIRED: FA-'23

AT A GLANCE

- *A first-year defensive lineman who has appeared in 14 games for the Broncos in 2024 after spending the 2023 season competing on the Broncos' practice squad.*
- *Played in 49 games (37 starts) at Air Force (2017-21), totaling 140 tackles (73 solo), 15.5 sacks (137 yds.), 29.5 tackles for loss, two forced fumbles and six passes defended.*
- *Left Air Force ranking second in program history in sack yardage.*
- *Started all 13 games in 2021, producing 41 tackles (24 solo), a career-high 7.5 sacks, one pass defended and a forced fumble to earn second-team All-Mountain West Conference honors.*
- *Played in 13 games (12 starts) in 2019, notching 38 tackles (16 solo), 3.5 sacks (26 yds.), two passes defended and four quarterback hurries and earning All-Mountain West Honorable Mention honors.*
- *Named second-team All-Mountain West after starting all 12 games in 2018, recording 54 tackles (27 solo), 4.5 sacks and 12.5 tackles for loss.*
- *Signed by Denver as a free agent on Jan. 10, 2023.*
- *Entered the NFL as a sixth-round draft choice (194th overall) by New Orleans in 2022.*

2024: Jackson has appeared in 14 games for Denver, totaling 15 tackles (2 solo)... Made his NFL debut at Sea. (9/8), appearing on defense and special teams... Recorded first two career tackles vs. Pit. (9/15)... Totaled three tackles (1 solo) at T.B. (9/22)... Nabbed two tackles (1 solo) at K.C. (11/10)... Recorded first-career quarterback hit at L.V. (11/24).

2023: Jackson spent the entire season competing on the Broncos' practice squad.

2022: Spent the year competing on the Saints' practice squad.

COLLEGE: Jackson played in 49 games (37 starts) at Air Force (2017-21), totaling 140 tackles (73 solo), 15.5 sacks (137 yds.), 29.5 tackles for loss, two forced fumbles and six passes defended... Left Air Force ranking second in program history in sack yardage... Started all 13 games in 2021, producing 41 tackles (24 solo), a career-high 7.5 sacks, one pass defended and a forced fumble to earn second-team All-Mountain West Conference honors... Played in 13 games (12 starts) in 2019, notching 38 tackles (16 solo), 3.5 sacks (26 yds.), two passes defended and four quarterback hurries... Was named All-Mountain West honorable mention in 2019... Named second-team All-Mountain West after starting all 12 games in 2018, recording 54 tackles (27 solo), 4.5 sacks and 12.5 tackles for loss.

PERSONAL: Jackson prepped at The Bolles School in Jacksonville, Fla... Was named a two-time All-City selection and earned All-State honorable mention as a senior... Also lettered in wrestling and weightlifting... Jordan Jackson was born on Jan. 30, 1998, in Jacksonville, Fla.

Transactions

Signed by New Orleans as a draft choice May 13, 2022; Waived by New Orleans 8/30/22; Signed by New Orleans (practice squad) 8/31/22; Signed by Denver 1/10/23; Waived by Denver (8/29/23; Signed by Denver (practice squad) 8/31/23; Signed by Denver 1/9/24.





REGULAR SEASON COMPARISON: DEFENSIVE - LOS ANGELES CHARGERS

| DATE | OPP | W/L | GP/GS | TACKLES | | | | | | | MISC | | | | | |
|---------------|-------------|------------|------------|----------|----------|----------|------------|------------|----------|----------|----------|----------|----------|----------|----------|----------|
| | | | | TOT | SOLO | ASST | SACK | YDS. | INT | TFL | PD | QBH | TD | FF | FR | |
| 10/13/24 | DEN vs. LAC | L | P | 1 | 0 | 1 | 0.0 | 0.0 | 0 | 0 | 0 | 0 | 0 | 0 | 0 | 0 |
| TOTALS | | 0/1 | 1/0 | 1 | 0 | 1 | 0.0 | 0.0 | 0 | 0 | 0 | 0 | 0 | 0 | 0 | 0 |

SINGLE-GAME HIGHS: DEFENSIVE

Total Tackles 3 at Tampa Bay Buccaneers, Sep 22, 2024
 2 at Kansas City Chiefs, Nov 10, 2024
 2 vs. Pittsburgh Steelers, Sep 15, 2024
 1 vs. Cleveland Browns, Dec 02, 2024
 1 at Las Vegas Raiders, Nov 24, 2024
 ...5 more at 1.

Solo Tackles 1 at Kansas City Chiefs, Nov 10, 2024
 1 at Tampa Bay Buccaneers, Sep 22, 2024

2023 GAME-BY-GAME REGULAR-SEASON STATISTICS (BRONCOS)

| DATE | OPPONENT | P/S | TACKLES | | | | | INTERCEPTIONS | | | | O. FUMB | | | | ST | | | | MISC | | | SCORE | | | | | |
|--------------------|-------------|-----|----------|----------|----------|----------|----------|---------------|----------|----------|----------|----------|----------|----------|----------|----------|----------|----------|----------|----------|----------|----------|----------|----------|----------|----------|----------|------------|
| | | | TK | S | A | SK | YDS | TFL | YDS | QBH | NO | YDS | LG | TD | PD | FF | FR | TD | YDS | TK | S | A | | FF | FR | S | A | W/L |
| 09/10 | Raiders | | | | | | | | | | | | | | | | | | | | | | | | | L | 16-17 | |
| 09/17 | Commanders | | | | | | | | | | | | | | | | | | | | | | | | | L | 33-35 | |
| 09/24 | at Dolphins | | | | | | | | | | | | | | | | | | | | | | | | | L | 20-70 | |
| 10/01 | at Bears | | | | | | | | | | | | | | | | | | | | | | | | | W | 31-28 | |
| 10/08 | Jets | | | | | | | | | | | | | | | | | | | | | | | | | L | 21-31 | |
| 10/12 | at Chiefs | | | | | | | | | | | | | | | | | | | | | | | | | L | 8-19 | |
| 10/22 | Packers | | | | | | | | | | | | | | | | | | | | | | | | | W | 19-17 | |
| 10/29 | Chiefs | | | | | | | | | | | | | | | | | | | | | | | | | W | 24-9 | |
| 11/13 | at Bills | | | | | | | | | | | | | | | | | | | | | | | | | W | 24-22 | |
| 11/19 | Vikings | | | | | | | | | | | | | | | | | | | | | | | | | W | 21-20 | |
| 11/26 | Browns | | | | | | | | | | | | | | | | | | | | | | | | | W | 29-12 | |
| 12/03 | at Texans | | | | | | | | | | | | | | | | | | | | | | | | | L | 17-22 | |
| 12/10 | at Chargers | | | | | | | | | | | | | | | | | | | | | | | | | W | 24-7 | |
| 12/16 | at Lions | | | | | | | | | | | | | | | | | | | | | | | | | L | 17-42 | |
| 12/24 | Patriots | | | | | | | | | | | | | | | | | | | | | | | | | L | 23-26 | |
| 12/31 | Chargers | | | | | | | | | | | | | | | | | | | | | | | | | W | 16-9 | |
| 01/07 | at Raiders | | | | | | | | | | | | | | | | | | | | | | | | | L | 14-27 | |
| 2023 TOTALS | | | 0 | 0 | 0 | 0 | 0 | 0 | 0 | 0 | 0 | 0 | 0 | 0 | 0 | 0 | 0 | 0 | 0 | 0 | 0 | 0 | 0 | 0 | 0 | 0 | 0 | 8-9 |





2024 GAME-BY-GAME REGULAR-SEASON STATISTICS (BRONCOS)

| DATE | OPPONENT | P/S | TACKLES | | | | | | INTERCEPTIONS | | | | O. FUMB | | | | ST | | | | MISC | | | SCORE | | | | | |
|--------------------|---------------|-------------|-----------|----------|-----------|------------|------------|----------|---------------|----------|----------|----------|----------|----------|----------|----------|----------|----------|----------|----------|----------|----------|----------|----------|----------|----------|------------|-------|-------|
| | | | TK | S | A | SK | YDS | TFL | YDS | QBH | NO | YDS | LG | TD | PD | FF | FR | TD | YDS | TK | S | A | FF | | FR | S | A | W/L | |
| 09/08 | at Seahawks | P | 0 | 0 | 0 | 0.0 | 0.0 | 0 | 0 | 0 | 0 | 0 | 0 | 0 | 0 | 0 | 0 | 0 | 0 | 0 | 0 | 0 | 0 | 0 | 0 | 0 | 0 | L | 20-26 |
| 09/15 | Steelers | P | 2 | 0 | 2 | 0.0 | 0.0 | 0 | 0 | 0 | 0 | 0 | 0 | 0 | 0 | 0 | 0 | 0 | 0 | 0 | 0 | 0 | 0 | 0 | 0 | 0 | L | 6-13 | |
| 09/22 | at Buccaneers | P | 3 | 1 | 2 | 0.0 | 0.0 | 0 | 0 | 0 | 0 | 0 | 0 | 0 | 0 | 0 | 0 | 0 | 0 | 0 | 0 | 0 | 0 | 0 | 0 | 0 | W | 26-7 | |
| 09/29 | at Jets | P | 0 | 0 | 0 | 0.0 | 0.0 | 0 | 0 | 0 | 0 | 0 | 0 | 0 | 0 | 0 | 0 | 0 | 0 | 0 | 0 | 0 | 0 | 0 | 0 | 0 | W | 10-9 | |
| 10/06 | Raiders | P | 1 | 0 | 1 | 0.0 | 0.0 | 0 | 0 | 0 | 0 | 0 | 0 | 0 | 0 | 0 | 0 | 0 | 0 | 0 | 0 | 0 | 0 | 0 | 0 | 0 | W | 34-18 | |
| 10/13 | Chargers | P | 1 | 0 | 1 | 0.0 | 0.0 | 0 | 0 | 0 | 0 | 0 | 0 | 0 | 0 | 0 | 0 | 0 | 0 | 0 | 0 | 0 | 0 | 0 | 0 | 0 | L | 16-23 | |
| 10/17 | at Saints | P | 1 | 0 | 1 | 0.0 | 0.0 | 0 | 0 | 0 | 0 | 0 | 0 | 0 | 0 | 0 | 0 | 0 | 0 | 0 | 0 | 0 | 0 | 0 | 0 | 0 | W | 33-10 | |
| 10/27 | Panthers | P | 1 | 0 | 1 | 0.0 | 0.0 | 0 | 0 | 0 | 0 | 0 | 0 | 0 | 0 | 0 | 0 | 0 | 0 | 0 | 0 | 0 | 0 | 0 | 0 | 0 | W | 28-14 | |
| 11/03 | at Ravens | P | 1 | 0 | 1 | 0.0 | 0.0 | 0 | 0 | 0 | 0 | 0 | 0 | 0 | 0 | 0 | 0 | 0 | 0 | 0 | 0 | 0 | 0 | 0 | 0 | 0 | L | 10-41 | |
| 11/10 | at Chiefs | P | 2 | 1 | 1 | 0.0 | 0.0 | 0 | 0 | 0 | 0 | 0 | 0 | 0 | 0 | 0 | 0 | 0 | 0 | 0 | 0 | 0 | 0 | 0 | 0 | 0 | L | 14-16 | |
| 11/17 | Falcons | P | 0 | 0 | 0 | 0.0 | 0.0 | 0 | 0 | 0 | 0 | 0 | 0 | 0 | 0 | 0 | 0 | 0 | 0 | 0 | 0 | 0 | 0 | 0 | 0 | 0 | W | 38-6 | |
| 11/24 | at Raiders | P | 1 | 0 | 1 | 0.0 | 0.0 | 0 | 0 | 0 | 1 | 0 | 0 | 0 | 0 | 0 | 0 | 0 | 0 | 0 | 0 | 0 | 0 | 0 | 0 | 0 | W | 29-19 | |
| 12/02 | Browns | P | 1 | 0 | 1 | 0.0 | 0.0 | 0 | 0 | 0 | 0 | 0 | 0 | 0 | 0 | 0 | 0 | 0 | 0 | 0 | 0 | 0 | 0 | 0 | 0 | 0 | W | 41-32 | |
| 12/15 | Colts | P | 1 | 0 | 1 | 0.0 | 0.0 | 0 | 0 | 0 | 0 | 0 | 0 | 0 | 0 | 0 | 0 | 0 | 0 | 0 | 0 | 0 | 0 | 0 | 0 | 0 | W | 31-13 | |
| 2024 TOTALS | | 14-0 | 15 | 2 | 13 | 0.0 | 0.0 | 0 | 0 | 1 | 0 | 0 | 0 | 0 | 0 | 0 | 0 | 0 | 0 | 0 | 0 | 0 | 0 | 0 | 0 | 0 | 9-5 | | |





22 S



BRANDON JONES

HEIGHT/WEIGHT: 6-1/190

COLLEGE: Texas

BIRTHDAY: Apr. 2, 1998

BORN: Nacogdoches, Texas

NFL EXPERIENCE: 5th YR

BRONCOS EXPERIENCE: 1st YR

GP/GS: 66/42

ACQUIRED: UFA (Mia.)-'24

AT A GLANCE

- A fifth-year safety who has appeared in 66 career regular-season games (42 starts) for the Dolphins (2020-23) and Broncos (2024), recording 321 tackles (209 solo), eight sacks (78 yds.), six interceptions (122 yds.), 18 passes defended, five forced fumbles, four fumble recoveries and eight special-teams stops.
- Made 16 appearances (6 starts) in 2023, totaling 46 tackles (35 solo), a career-high two interceptions (40 yds.), four passes defended, one forced fumble and one fumble recovery.
- Started all seven games played, recording 49 tackles (26 solo), two sacks (30 yds.), three passes defended and one forced fumble in 2022.
- In 2021, produced a career highs with 76 tackles (45 solo) and five sacks (39 yds.) along with one interception (8 yds.), one pass defended, one forced fumble and two fumble recoveries in 15 games (13 starts).
- Played in all 16 games (4 starts) as a rookie in 2020, recording totals of 59 tackles (40 solo), one sack (9 yds.), one pass defended and one forced fumble.
- Appeared in 47 games (35 starts) at the University of Texas, recording 233 tackles (175 solo), one sack (7 yds.), four interceptions (33 yds.), 11 passes defended, two forced fumbles and two fumble recoveries.
- Earned honorable mention All-Big 12 as a junior in 2018 after starting 10 games and totaling 70 tackles (48 solo), two interceptions (26 yds.), three passes defended and two fumble recoveries.
- Attended Nacogdoches (Texas) High School, where he was an All-American as well as two-time all-state and all-district honoree.
- Signed by Denver as an unrestricted free agent on March 13, 2024
- Selected in the third-round (70th overall) of the 2020 NFL Draft by Miami.

2024: Jones has appeared in 13 games (12 starts) for Denver, tallying a team-high 91 tackles (63 solo), a career-high three interceptions (74 yds.), nine passes defended, one forced fumble and one fumble recovery... Started his Broncos debut at Sea. (9/8), tallying six tackles (4 solo)... Recorded seven tackles vs. Pit. (9/15)... Recorded his first interception and fumble recovery as a Bronco, picking off Buccaneers QB Baker Mayfield and returning it for 37 yards to set up the offense inside the 10-yard line in the first quarter, and recovering a fumble (forced by CB Riley Moss) and returning it 34 yards late in the fourth quarter to help secure the victory at T.B. (9/22)... Tallied five tackles (3 solo), one pass defended and forced a fumble (recovered by CB Riley Moss) on the Jets' first possession of the game at NYJ (9/29)... Recorded eight tackles (3 solo) vs. L.V. (10/6)... Led the team with a single game career-high 12 tackles (11 solo) and one pass defended vs. LAC (10/13)... Recorded a team-high and tied his single-game career high with 12 tackles (7 solo) vs. Car. (10/27)... Tallied a team-high nine tackles (7 solo) at K.C. (11/10)... Registered his second interception of the season by picking off Raiders QB Gardner Minshew and returning it 37 yds. to set up a Denver touchdown at L.V. (11/24)... Nabbed his third interception of the year, marking a new career high, off of Colts QB Anthony Richardson while adding a team-high nine tackles (8 solo) and three passes defended vs. Ind. (12/15).

2023: Jones made 16 appearances (6 starts), totaling 46 tackles (35 solo), a career-high two interceptions (40 yds.), four passes defended, one forced fumble and one fumble recovery... Recorded seven tackles (4 solo) and broke up one pass vs. N.E. (10/29)... Made five tackles (4 solo) at Was. (12/3)... Registered seven tackles (5 solo), one forced fumble and one pass defended vs. Ten. (12/11)... Notched a career-high with two interceptions (40 yds.) along with five solo tackles and two passes defended vs. NYJ (12/17)... Tallied nine tackles (7 solo) and one fumble recovery vs. Dal. (12/24)... Had eight tackles (6 solo) vs. Buf. (1/7)... Appeared in his first postseason game, starting at K.C. (1/13) and finishing with eight tackles (4 solo) and one forced fumble.

2022: Jones started all seven games played, recording 49 tackles (26 solo), two sacks (30 yds.), three passes defended and one forced fumble... Placed on injured reserve (knee) on Oct 25... Started the season with a career-high 11 tackles (6 solo) along with one sack (13 yds.), one forced fumble and one pass defended vs. N.E. (9/11)... Broke up one pass and totaled nine tackles (9 solo) vs. Buf. (9/25)... Notched his second sack of the season for a 17-yard loss along with nine tackles (5 solo) at NYJ (10/9)... Totaled six tackles (3 solo) and one pass defended vs. Min. (10/16)... Had seven tackles (2 solo) vs. Pit.





(10/23).

2021: Jones produced a career highs with 76 tackles (45 solo) and five sacks (39 yds.) along with one interception (8 yds.), one pass defended, one forced fumble and two fumble recoveries in 15 games (13 starts)... Recovered one fumble and logged six tackles (5 solo) vs. Buf. (9/19)... Recorded a career-high two sacks (22 yds.) along with six tackles (4 solo) at L.V. (9/16)... Made six tackles (3 solo) and recovered one fumble vs. Hou. (11/7)... Finished with seven tackles (6 solo) vs. Bal. (11/11)... Recorded his first of three consecutive games with a sack at NYJ (11/21), bringing down Jets QB Joe Flacco for a six-yard loss on top of forcing one fumble and totaling six tackles (2 solo)... Had an eight-yard sack along with six tackles (4 solo) vs. NYJ (12/19)... Intercepted his first career pass—returning it eight yards—and registered six tackles (2 solo), including a three-yard sack, at N.O. (12/27)... Made eight tackles (4 solo) vs. N.E. (1/9).

2020: Jones played in all 16 games (4 starts) with Miami as a rookie after being drafted by the team in the third round (70th overall) in the 2020 NFL Draft... Recorded totals of 59 tackles (40 solo), one sack (9 yds.), one pass defended and one forced fumble... Made his first career start in Week 1 at N.E. (9/13), totaling nine tackles (7 solo)... Recorded his first career pass defended and also notched three solo tackles vs. NYJ (10/18)... Made eight tackles (4 solo) vs. K.C. (12/13)... Forced his first career fumble and also made six tackles (4 solo) vs. N.E. (12/20).

COLLEGE: Jones appeared in 47 games (35 starts) at the University of Texas, recording 233 tackles (175 solo), one sack (7 yds.), four interceptions (33 yds.), 11 passes defended, two forced fumbles and two fumble recoveries... Also returned three kickoffs for 55 yards (18.3 avg.) and 14 punts for 161 yards (11.5 avg.)... Started all 13 games in 2019, logging 86 tackles (64 solo), one sack (7 yds.), two interceptions (7 yds.), six passes defended, one forced fumble and one fumble recovery... Earned honorable mention All-Big 12 as a junior in 2018 after starting 10 games and totaling 70 tackles (48 solo), two interceptions (26 yds.), three passes defended and two fumble recoveries... Produced 61 tackles (51 solo), two passes defended and one forced fumble in 12 games (12 starts) in 2017.

PERSONAL: Jones attended Nacogdoches (Texas) High School, where he was an All-American as well as two-time all-state and all-district honoree... Was named Defensive Player of the Year in Texas and to the All-USA Texas First Team by USA Today in 2015... recorded 124 tackles, 16 tackles for loss and two interceptions as well as eight touchdowns between offense and special teams as a senior in 2015... Also earned first-team all-state and all-district honors as a senior... Registered 30 tackles and two forced fumble as a junior... Tabbed first-team all-district and honorable mention all-state in 2013 after totaling 95 tackles, five interceptions (1 TD) and 13 passes defended... Also competed in track and field in the 100m, 4x100m and 4x200m... Brandon Jones was born on April 2, 1998, in Nacogdoches, Texas.

Transactions

Signed by Miami as a draft pick 5/13/20; Signed by Denver 3/13/24.

REGULAR SEASON COMPARISON: DEFENSIVE - LOS ANGELES CHARGERS

| DATE | OPP | W/L | GP/GS | TACKLES | | | | | | | MISC | | | | |
|---------------|-------------|------------|------------|-----------|-----------|----------|------------|------------|----------|----------|----------|----------|----------|----------|----|
| | | | | TOT | SOLO | ASST | SACK | YDS. | INT | TFL | PD | QBH | TD | FF | FR |
| 11/15/20 | MIA vs. LAC | W | S | 5 | 3 | 2 | 0.0 | 0.0 | 0 | 0 | 0 | 0 | 0 | 0 | 0 |
| 9/10/23 | MIA @ LAC | W | P | 0 | 0 | 0 | 0.0 | 0.0 | 0 | 0 | 0 | 0 | 0 | 0 | |
| 10/13/24 | DEN vs. LAC | L | S | 12 | 11 | 1 | 0.0 | 0.0 | 0 | 0 | 1 | 0 | 0 | 0 | |
| TOTALS | | 2/1 | 3/2 | 17 | 14 | 3 | 0.0 | 0.0 | 0 | 0 | 1 | 0 | 0 | 0 | |

Brandon Jones' NFL Regular Season Defensive Statistics

| DATE | TEAM | GP | GS | TACKLES | | | | | | | INTERCEPTIONS | | | | | O. FUMB | | | | ST | | | | MISC | | | |
|-------------------|----------|-----------|-----------|------------|------------|------------|-----------|-----------|------------|-------------|---------------|----------|------------|-----------|----------|-----------|----------|----------|----------|-----------|----------|----------|----------|----------|----------|----------|---|
| | | | | TK | S | A | TFL | YDS | SK | YDS | QBH | NO | YDS | LG | TD | PD | FF | FR | TD | YDS | TK | S | A | FF | FR | S | A |
| 2020 | Dolphins | 15 | 4 | 59 | 40 | 19 | 3 | 14 | 1.0 | 9.0 | 1 | 0 | 0 | 0 | 0 | 1 | 1 | 0 | 0 | 0 | 3 | 1 | 2 | 0 | 0 | 0 | 0 |
| 2021 | Dolphins | 15 | 13 | 76 | 45 | 31 | 6 | 34 | 5.0 | 39.0 | 10 | 1 | 8 | 8 | 0 | 1 | 1 | 2 | 0 | 3 | 3 | 3 | 0 | 0 | 0 | 0 | |
| 2022 | Dolphins | 7 | 7 | 49 | 26 | 23 | 1 | 17 | 2.0 | 30.0 | 2 | 0 | 0 | 0 | 0 | 3 | 1 | 0 | 0 | 0 | 0 | 0 | 0 | 0 | 0 | 0 | |
| 2023 | Dolphins | 16 | 6 | 46 | 35 | 11 | 2 | 5 | 0.0 | 0.0 | 1 | 2 | 40 | 40 | 0 | 4 | 1 | 1 | 0 | 0 | 2 | 1 | 1 | 0 | 0 | 0 | |
| 2024 | Broncos | 13 | 12 | 91 | 63 | 28 | 2 | 7 | 0.0 | 0.0 | 0 | 3 | 74 | 37 | 0 | 9 | 1 | 1 | 0 | 34 | 0 | 0 | 0 | 0 | 0 | 0 | |
| NFL TOTALS | | 66 | 42 | 321 | 209 | 112 | 14 | 77 | 8.0 | 78.0 | 14 | 6 | 122 | 40 | 0 | 18 | 5 | 4 | 0 | 37 | 8 | 5 | 3 | 0 | 0 | 0 | |





Brandon Jones' NFL Postseason Defensive Statistics

| DATE | TEAM | GP | GS | TACKLES | | | | | | | INTERCEPTIONS | | | | | O. FUMB | | | ST | | | | MISC | | | | | | |
|-------------------|----------|----------|----------|----------|----------|----------|----------|----------|------------|------------|---------------|----------|----------|----------|----------|----------|----------|----------|----------|----------|----------|----------|----------|----------|----------|----------|----------|----------|---|
| | | | | TK | S | A | TFL | YDS | SK | YDS | QBH | NO | YDS | LG | TD | PD | FF | FR | TD | YDS | TK | S | A | FF | FR | S | A | | |
| 2022 | Dolphins | 0 | 0 | 0 | 0 | 0 | 0 | 0 | 0 | 0.0 | 0.0 | 0 | 0 | 0 | 0 | 0 | 0 | 0 | 0 | 0 | 0 | 0 | 0 | 0 | 0 | 0 | 0 | 0 | 0 |
| 2023 | Dolphins | 1 | 1 | 8 | 4 | 4 | 0 | 0 | 0.0 | 0.0 | 1 | 0 | 0 | 0 | 0 | 0 | 0 | 1 | 0 | 0 | 0 | 0 | 0 | 0 | 0 | 0 | 0 | 0 | 0 |
| NFL TOTALS | | 1 | 1 | 8 | 4 | 4 | 0 | 0 | 0.0 | 0.0 | 1 | 0 | 0 | 0 | 0 | 0 | 1 | 0 | 0 | 0 | 0 | 0 | 0 | 0 | 0 | 0 | 0 | 0 | |

SINGLE-GAME HIGHS: DEFENSIVE

- Total Tackles** 12 vs. Carolina Panthers, Oct 27, 2024
12 vs. Los Angeles Chargers, Oct 13, 2024
11 vs. New England Patriots, Sep 11, 2022
9 vs. Indianapolis Colts, Dec 15, 2024
9 at Kansas City Chiefs, Nov 10, 2024
...4 more at 9.
- Solo Tackles** 11 vs. Los Angeles Chargers, Oct 13, 2024
8 vs. Indianapolis Colts, Dec 15, 2024
7 at Kansas City Chiefs, Nov 10, 2024
7 vs. Carolina Panthers, Oct 27, 2024
7 vs. Dallas Cowboys, Dec 24, 2023
...1 more at 7.
- Sacks** 2.0 at Las Vegas Raiders, Sep 26, 2021
1.0 at New Orleans Saints, Dec 27, 2021
1.0 vs. New York Jets, Dec 19, 2021
1.0 at New York Jets, Nov 21, 2021
...1 more at 1.0.
- Passes Defensed** 3 vs. Indianapolis Colts, Dec 15, 2024
2 at Las Vegas Raiders, Nov 24, 2024
2 vs. New York Jets, Dec 17, 2023
1 vs. Cleveland Browns, Dec 02, 2024
1 vs. Los Angeles Chargers, Oct 13, 2024
...8 more at 1.
- Forced Fumbles** 1 at New York Jets, Nov 21, 2021
1 vs. New England Patriots, Dec 20, 2020
- Fumble Recoveries** 1 at Tampa Bay Buccaneers, Sep 22, 2024
1 vs. Dallas Cowboys, Dec 24, 2023
1 vs. Houston Texans, Nov 07, 2021
...1 more at 1.
- Tackles For Loss** 2 vs. Buffalo Bills, Jan 07, 2024
2 at Las Vegas Raiders, Sep 26, 2021
1 at Baltimore Ravens, Nov 03, 2024
1 at New Orleans Saints, Oct 17, 2024
...7 more at 1.
- Interceptions** 2 vs. New York Jets, Dec 17, 2023
1 vs. Indianapolis Colts, Dec 15, 2024
1 at Las Vegas Raiders, Nov 24, 2024
1 at Tampa Bay Buccaneers, Sep 22, 2024
...1 more at 1.
- Interception Return Yards** 40 vs. New York Jets, Dec 17, 2023
37 at Las Vegas Raiders, Nov 24, 2024
37 at Tampa Bay Buccaneers, Sep 22, 2024
8 at New Orleans Saints, Dec 27, 2021
- Special Teams Tackles** 1 vs. Houston Texans, Nov 07, 2021
1 at Buffalo Bills, Oct 31, 2021
1 at New England Patriots, Sep 12, 2021
...3 more at 1.
- Longest Opp Fumble Return** 3 vs. Buffalo Bills, Sep 19, 2021





2023 GAME-BY-GAME REGULAR-SEASON STATISTICS (DOLPHINS)

| DATE | OPPONENT | P/S | TACKLES | | | | | | | INTERCEPTIONS | | | | | O. FUMB | | | | ST | | | | MISC | | | SCORE | | |
|--------------------|---------------|-------------|------------------|-----------|-----------|----------|----------|----------|----------|---------------|----------|----------|-----------|-----------|----------|----------|----------|----------|----------|----------|----------|----------|----------|----------|----------|----------|-------------|-------|
| | | | TK | S | A | SK | YDS | TFL | YDS | QBH | NO | YDS | LG | TD | PD | FF | FR | TD | YDS | TK | S | A | FF | FR | S | | A | W/L |
| 09/10 | at Chargers | P | 0 | 0 | 0 | 0 | 0.0 | 0.0 | 0 | 0 | 0 | 0 | 0 | 0 | 0 | 0 | 0 | 0 | 0 | 0 | 0 | 0 | 0 | 0 | 0 | 0 | W | 36-34 |
| 09/17 | at Patriots | P | 0 | 0 | 0 | 0 | 0.0 | 0.0 | 0 | 0 | 0 | 0 | 0 | 0 | 0 | 0 | 0 | 0 | 0 | 0 | 0 | 0 | 0 | 0 | 0 | W | 24-17 | |
| 09/24 | Broncos | P | 2 | 1 | 1 | 0 | 0.0 | 0.0 | 0 | 0 | 0 | 0 | 0 | 0 | 0 | 0 | 0 | 0 | 1 | 0 | 1 | 0 | 0 | 0 | 0 | W | 70-20 | |
| 10/01 | at Bills | S | 2 | 2 | 0 | 0 | 0.0 | 0.0 | 0 | 0 | 0 | 0 | 0 | 0 | 0 | 0 | 0 | 0 | 0 | 0 | 0 | 0 | 0 | 0 | 0 | L | 20-48 | |
| 10/08 | Giants | P | 0 | 0 | 0 | 0 | 0.0 | 0.0 | 0 | 0 | 0 | 0 | 0 | 0 | 0 | 0 | 0 | 0 | 0 | 0 | 0 | 0 | 0 | 0 | 0 | W | 31-16 | |
| 10/15 | Panthers | P | 0 | 0 | 0 | 0 | 0.0 | 0.0 | 0 | 0 | 0 | 0 | 0 | 0 | 0 | 0 | 0 | 0 | 1 | 1 | 0 | 0 | 0 | 0 | 0 | W | 42-21 | |
| 10/22 | at Eagles | P | 0 | 0 | 0 | 0 | 0.0 | 0.0 | 0 | 0 | 0 | 0 | 0 | 0 | 0 | 0 | 0 | 0 | 0 | 0 | 0 | 0 | 0 | 0 | 0 | L | 17-31 | |
| 10/29 | Patriots | S | 7 | 4 | 3 | 0 | 0.0 | 0.0 | 0 | 0 | 0 | 0 | 0 | 0 | 0 | 0 | 0 | 0 | 0 | 0 | 0 | 0 | 0 | 0 | 0 | W | 31-17 | |
| 11/05 | at Chiefs | | ON INACTIVE LIST | | | | | | | | | | | | | | | | | | | | L | 14-21 | | | | |
| 11/19 | Raiders | P | 0 | 0 | 0 | 0 | 0.0 | 0.0 | 0 | 0 | 0 | 0 | 0 | 0 | 0 | 0 | 0 | 0 | 0 | 0 | 0 | 0 | 0 | 0 | 0 | W | 20-13 | |
| 11/24 | at Jets | P | 1 | 1 | 0 | 0 | 0.0 | 0.0 | 0 | 0 | 0 | 0 | 0 | 0 | 0 | 0 | 0 | 0 | 0 | 0 | 0 | 0 | 0 | 0 | 0 | W | 34-13 | |
| 12/03 | at Commanders | S | 5 | 4 | 1 | 0 | 0.0 | 0.0 | 0 | 0 | 0 | 1 | 0 | 0 | 0 | 0 | 0 | 0 | 0 | 0 | 0 | 0 | 0 | 0 | 0 | W | 45-15 | |
| 12/11 | Titans | S | 7 | 5 | 2 | 0 | 0.0 | 0.0 | 0 | 0 | 0 | 0 | 0 | 0 | 0 | 0 | 1 | 1 | 0 | 0 | 0 | 0 | 0 | 0 | 0 | L | 27-28 | |
| 12/17 | Jets | S | 5 | 5 | 0 | 0 | 0.0 | 0.0 | 0 | 0 | 0 | 0 | 2 | 40 | 40 | 0 | 2 | 0 | 0 | 0 | 0 | 0 | 0 | 0 | 0 | W | 30-0 | |
| 12/24 | Cowboys | S | 9 | 7 | 2 | 0 | 0.0 | 0.0 | 0 | 0 | 0 | 0 | 0 | 0 | 0 | 0 | 0 | 0 | 1 | 0 | 0 | 0 | 0 | 0 | 0 | W | 22-20 | |
| 12/31 | at Ravens | P | 0 | 0 | 0 | 0 | 0.0 | 0.0 | 0 | 0 | 0 | 0 | 0 | 0 | 0 | 0 | 0 | 0 | 0 | 0 | 0 | 0 | 0 | 0 | 0 | L | 19-56 | |
| 01/07 | Bills | P | 8 | 6 | 2 | 0 | 0.0 | 0.0 | 2 | 5 | 0 | 0 | 0 | 0 | 0 | 0 | 0 | 0 | 0 | 0 | 0 | 0 | 0 | 0 | 0 | L | 14-21 | |
| 2023 TOTALS | | 16-6 | 46 | 35 | 11 | 0 | 0 | 0 | 2 | 5 | 1 | 2 | 40 | 40 | 0 | 4 | 1 | 1 | 0 | 0 | 2 | 1 | 0 | 0 | 0 | 0 | 11-6 | |

2024 GAME-BY-GAME REGULAR-SEASON STATISTICS (BRONCOS)

| DATE | OPPONENT | P/S | TACKLES | | | | | | | INTERCEPTIONS | | | | | O. FUMB | | | | ST | | | | MISC | | | SCORE | | |
|--------------------|---------------|--------------|------------------|-----------|-----------|----------|----------|----------|----------|---------------|----------|----------|-----------|-----------|----------|----------|----------|----------|----------|-----------|----------|----------|----------|----------|----------|----------|------------|-------|
| | | | TK | S | A | SK | YDS | TFL | YDS | QBH | NO | YDS | LG | TD | PD | FF | FR | TD | YDS | TK | S | A | FF | FR | S | | A | W/L |
| 09/08 | at Seahawks | S | 6 | 4 | 2 | 0 | 0.0 | 0.0 | 0 | 0 | 0 | 0 | 0 | 0 | 0 | 0 | 0 | 0 | 0 | 0 | 0 | 0 | 0 | 0 | 0 | 0 | L | 20-26 |
| 09/15 | Steelers | S | 7 | 3 | 4 | 0 | 0.0 | 0.0 | 0 | 0 | 0 | 0 | 0 | 0 | 0 | 0 | 0 | 0 | 0 | 0 | 0 | 0 | 0 | 0 | 0 | L | 6-13 | |
| 09/22 | at Buccaneers | S | 6 | 4 | 2 | 0 | 0.0 | 0.0 | 0 | 0 | 0 | 1 | 37 | 37 | 0 | 1 | 0 | 1 | 0 | 34 | 0 | 0 | 0 | 0 | 0 | 0 | W | 26-7 |
| 09/29 | at Jets | S | 5 | 3 | 2 | 0 | 0.0 | 0.0 | 0 | 0 | 0 | 0 | 0 | 0 | 0 | 1 | 1 | 0 | 0 | 0 | 0 | 0 | 0 | 0 | 0 | W | 10-9 | |
| 10/06 | Raiders | S | 8 | 3 | 5 | 0 | 0.0 | 0.0 | 0 | 0 | 0 | 0 | 0 | 0 | 0 | 0 | 0 | 0 | 0 | 0 | 0 | 0 | 0 | 0 | 0 | W | 34-18 | |
| 10/13 | Chargers | S | 12 | 11 | 1 | 0 | 0.0 | 0.0 | 0 | 0 | 0 | 0 | 0 | 0 | 0 | 1 | 0 | 0 | 0 | 0 | 0 | 0 | 0 | 0 | 0 | L | 16-23 | |
| 10/17 | at Saints | S | 5 | 4 | 1 | 0 | 0.0 | 0.0 | 1 | 5 | 0 | 0 | 0 | 0 | 0 | 0 | 0 | 0 | 0 | 0 | 0 | 0 | 0 | 0 | 0 | W | 33-10 | |
| 10/27 | Panthers | S | 12 | 7 | 5 | 0 | 0.0 | 0.0 | 0 | 0 | 0 | 0 | 0 | 0 | 0 | 0 | 0 | 0 | 0 | 0 | 0 | 0 | 0 | 0 | 0 | W | 28-14 | |
| 11/03 | at Ravens | S | 4 | 3 | 1 | 0 | 0.0 | 0.0 | 1 | 2 | 0 | 0 | 0 | 0 | 0 | 0 | 0 | 0 | 0 | 0 | 0 | 0 | 0 | 0 | 0 | L | 10-41 | |
| 11/10 | at Chiefs | S | 9 | 7 | 2 | 0 | 0.0 | 0.0 | 0 | 0 | 0 | 0 | 0 | 0 | 0 | 0 | 0 | 0 | 0 | 0 | 0 | 0 | 0 | 0 | 0 | L | 14-16 | |
| 11/17 | Falcons | | ON INACTIVE LIST | | | | | | | | | | | | | | | | | | | | W | 38-6 | | | | |
| 11/24 | at Raiders | S | 5 | 5 | 0 | 0 | 0.0 | 0.0 | 0 | 0 | 0 | 1 | 37 | 37 | 0 | 2 | 0 | 0 | 0 | 0 | 0 | 0 | 0 | 0 | 0 | W | 29-19 | |
| 12/02 | Browns | S | 3 | 1 | 2 | 0 | 0.0 | 0.0 | 0 | 0 | 0 | 0 | 0 | 0 | 0 | 1 | 0 | 0 | 0 | 0 | 0 | 0 | 0 | 0 | 0 | W | 41-32 | |
| 12/15 | Colts | P | 9 | 8 | 1 | 0 | 0.0 | 0.0 | 0 | 0 | 0 | 1 | 0 | 0 | 0 | 3 | 0 | 0 | 0 | 0 | 0 | 0 | 0 | 0 | 0 | W | 31-13 | |
| 2024 TOTALS | | 13-12 | 91 | 63 | 28 | 0 | 0 | 0 | 2 | 7 | 0 | 3 | 74 | 37 | 0 | 9 | 1 | 1 | 0 | 34 | 0 | 0 | 0 | 0 | 0 | 0 | 9-5 | |

2022 GAME-BY-GAME POSTSEASON STATISTICS (DOLPHINS)

| DATE | OPPONENT | P/S | TACKLES | | | | | | | INTERCEPTIONS | | | | | O. FUMB | | | | ST | | | | MISC | | | SCORE | |
|--------------------|----------|-----|-----------------|----------|----------|----------|----------|----------|----------|---------------|----------|----------|----------|----------|----------|----------|----------|----------|----------|----------|----------|----------|----------|----------|----------|----------|------------|
| | | | TK | S | A | SK | YDS | TFL | YDS | QBH | NO | YDS | LG | TD | PD | FF | FR | TD | YDS | TK | S | A | FF | FR | S | | A |
| 01/15 | at Bills | | INJURED RESERVE | | | | | | | | | | | | | | | | | | | | L | 31-34 | | | |
| 2022 TOTALS | | | 0 | 0 | 0 | 0 | 0 | 0 | 0 | 0 | 0 | 0 | 0 | 0 | 0 | 0 | 0 | 0 | 0 | 0 | 0 | 0 | 0 | 0 | 0 | 0 | 0-1 |






2023 GAME-BY-GAME POSTSEASON STATISTICS (DOLPHINS)

| DATE | OPPONENT | P/S | TACKLES | | | | | | | INTERCEPTIONS | | | | | O. FUMB | | | | ST | | | | MISC | | | SCORE | | | |
|--------------------|-----------|------------|----------|----------|----------|------------|------------|----------|----------|---------------|----------|----------|----------|----------|----------|----------|----------|----------|----------|----------|----------|----------|----------|----------|----------|----------|------------|-----|------|
| | | | TK | S | A | SK | YDS | TFL | YDS | QBH | NO | YDS | LG | TD | PD | FF | FR | TD | YDS | TK | S | A | FF | FR | S | | A | W/L | |
| 01/13 | at Chiefs | S | 8 | 4 | 4 | 0.0 | 0.0 | 0 | 0 | 1 | 0 | 0 | 0 | 0 | 0 | 1 | 0 | 0 | 0 | 0 | 0 | 0 | 0 | 0 | 0 | 0 | 0 | L | 7-26 |
| 2023 TOTALS | | 1-1 | 8 | 4 | 4 | 0.0 | 0.0 | 0 | 0 | 1 | 0 | 0 | 0 | 0 | 0 | 1 | 0 | 0 | 0 | 0 | 0 | 0 | 0 | 0 | 0 | 0 | 0-1 | | |





93 DT



D.J.
JONES

HEIGHT/WEIGHT: 6-0 / 305

BIRTHDAY: Jan. 19, 1995

NFL EXPERIENCE: 8th YR

GP/GS: 106/91

COLLEGE: Mississippi

BORN: Greenville, S.C.

BRONCOS EXPERIENCE: 3rd YR

ACQUIRED: UFA (S.F.)-'22

AT A GLANCE

- An eighth-year defensive tackle who has appeared in 106 career regular-season games (91 starts) and three postseason contests (all starts) with San Francisco (2017-21) and Denver (2022-24).
- Totaled 242 tackles (163 solo), 11.5 sacks (91.5 yds.), 11 passes defended, six forced fumbles and three fumble recoveries during his career.
- Became the first Broncos defensive tackle since at least 1994 to record at least three forced fumbles in a single season with his three forced fumbles in 2023.
- Finished his second season in Denver with 46 tackles (30 solo), two sacks (23 yds.), three forced fumbles and two fumble recoveries in 16 starts in 2023.
- Tallied eight tackles (four solo) and one sack (13 yds.) in three postseason contests.
- Started all 15 games he appeared in with the Broncos during the 2022 season, posting 34 tackles (22 solo), two sacks (14 yds.) and a career-high six passes defended.
- Started all 17 games for the 49ers in 2021, posting a career-high 56 tackles (40 solo), two sacks (20 yds.), one pass defended and career-high two forced fumbles.
- Opened all 14 games in 2020, nabbing 20 tackles (14 solo), career-high three sacks (16 yds.) and one pass defended.
- Registered 23 tackles (19 solo), two sacks (17 yds.), and one forced fumble in 11 games played (all starts) in 2019.
- Played 10 games (4 starts) in 2018, collecting 17 tackles (11 solo).
- Appeared in nine games during his rookie season (2017) and totaled 10 tackles (8 solo) and one pass defended for San Francisco.
- Started 15-of-25 games played at the University of Mississippi (2015-16), registering 70 tackles (34 solo), six sacks (33 yds.), one interception, one forced fumble and one fumble recovery.
- Signed by the Broncos as an unrestricted free agent (S.F.) on March 16, 2022.
- Selected by the 49ers in the sixth round (198th overall) of the 2017 NFL Draft.

2024: Jones has started 14 contests for Denver, tallying 36 tackles (19 solo), a half sack (1.5 yds.), two quarterback hits, two passes defended and a fumble recovery... Recorded four tackles (2 solo) including one tackle for loss vs. L.V. (10/6)... Nabbed three tackles (1 solo), a half sack for 1.5 yds. (split with DE Eyioma Uwazurike) and one pass defended at L.V. (11/24)... Collected three tackles (1 solo) and a fumble recovery (forced by S.P.J. Locke) in the third quarter vs. Ind. (12/15).

2023: Jones finished his second season in Denver with 46 tackles (30 solo), two sacks (23 yds.), three forced fumbles and two fumble recoveries in 16 starts... Jones became the first Broncos defensive tackle since at least 1994 to record at least three forced fumbles in a single season... Tallied three tackles (2 solo) in the season opener vs. L.V. (9/10)... Made four unassisted tackles and had one quarterback hit in the comeback win at Chi. (10/1)... Had three tackles, including one tackle for loss, in the win vs. G.B. (10/22)... Forced one fumble and made three tackles (2 solo) in the win vs. Min. (11/19)... Recovered his first career fumble to help set up a touchdown drive and also made one assisted tackle in the win vs. Cle. (11/26)... Made five tackles (3 solo), including one tackle for loss, at Hou. (12/3)... Recorded his 10th career sack (7 yds.) on Lions QB Jared Goff at Det. (12/16) and also made four tackles (3 solo) in the game... Forced a strip sack on Patriots QB Bailey Zappe and recovered the ball while also making four tackles (2 solo) vs. N.E. (12/24)... Recorded four tackles (3 solo) at L.V. (1/7).

2022: Jones started all 15 games he appeared in, posting 34 tackles (22 solo), two sacks (14 yds.) and a career-high six passes defended... His six passes defended are the most by a Denver defensive tackle in a single season since former Broncos DT Malik Jackson (7) in 2015... Produced four tackles (3 solo) and a pass defended in his Broncos debut at Sea. (9/12)... Posted his first sack (8 yds.) with Denver along with three tackles (2 solo) and a pass defended at L.V. (10/2)... Tallied a sack in back-to-back games for the first time in his career after bringing down Colts QB Matt Ryan and also made five tackles (4 solo) vs. Ind. (10/6)... Batted a pass down from Titans QB Ryan Tannehill and made three tackles (2 solo) at Ten. (11/13)... Had a pass defended and an assisted tackle vs. L.V. (11/20)... Produced his sixth pass defended of the season and had two tackles (1 solo) vs. Ari. (12/18).





2021: Jones started all 17 regular-season games played for San Francisco, totaling a career-high 56 tackles (40 solo), two sacks (20 yds.), one pass defended and career-high two forced fumbles... Tallied one forced fumble and had three tackles (2 solo) vs. Sea. (10/3)... Recorded one sack (14 yds.) and added four solo tackles at Ari. (10/10)... Posted a career-high eight tackles (4 solo) vs. Ari. (11/15)... Nabbed seven solo tackles and his second forced fumble of the season at Sea. (12/5)... Collected one sack (6 yds.) and one pass defended in the season finale at LAR (1/9)... Started all three of San Francisco's postseason contests, tallying eight tackles (4 solo) and one sack (13 yds.)... Had one sack (13 yds.) in the NFC Wild Card Game at Dal. (1/16)... Added four tackles (2 solo) in the divisional round at G.B. (1/22)... Posted three tackles (1 solo) in the NFC Championship Game at LAR (1/30).

2020: Jones tallied 20 tackles (14 solo), career-high three sacks (16 yds.) and one pass defended while starting all 14 games played... Posted one sack (1 yd.) and one pass defended vs. Ari. (9/13)... Collected one sack (7 yds.) vs. Phi. (10/4)... Collected his third sack (8 yds.) of the season at Ari. (12/26)...Registered a career-high four tackles (2 solo) in the season finale vs. Sea. (1/3).

2019: Jones started all 11 games played, recording 23 tackles (19 solo), two sacks (17 yds.) and one forced fumble... Totaled season-high five tackles (4 solo) and one sack (10 yds.) vs. Car. (10/27)... Added one sack (7 yds.) vs. Sea. (11/11)... Had one forced fumble and added two tackles (1 solo) at N.O. (12/8).

2018: Jones played 10 games (4 starts), totaling 17 tackles (11 solo)... Made his first career start and posted a season-high four tackles (2 solo) vs. Den. (12/9)... Recorded three tackles in three consecutive weeks (Weeks 15-17) to conclude the season.

2017: Jones, who was selected by the 49ers in the sixth round (198th overall) of the 2017 NFL Draft, appeared in nine games, tallying 10 tackles (8 solo) and one pass defended... Made his NFL debut and had one solo tackle vs. Car. (9/10)... Recorded his first career pass defended at Sea. (9/17)... Posted a season-high four solo tackles vs. Dal. (10/22).

COLLEGE: Jones started 15-of-25 games played during his final two collegiate seasons at Ole Miss (2015-16)... Registered 70 tackles (34 solo), six sacks (33 yds.), one interception, one forced fumble and one fumble recovery... Began his collegiate career at East Mississippi Community College (Scooba, Miss.)... Was a two-year starter who helped guide East Mississippi to a 24-0 record and two National Junior College Athletic Association (NJCAA) national championships during his tenure... Earned Mississippi Association of Community and Junior Colleges (MACJC) all-region and all-state honors as a sophomore in 2014.

PERSONAL: Jones attended Wren High School in Piedmont, S.C., where he was a three-sport athlete... Played football in addition to playing basketball and throwing discus and shot put on the track & field team... Named David Oliver Jones, D.J. was born on Jan. 19, 1995 in Greenville, S.C.

Transactions

Signed by San Francisco as a draft choice 5/4/17; Re-signed by San Francisco 3/22/21; Signed by Denver 3/16/22.

REGULAR SEASON COMPARISON: DEFENSIVE - LOS ANGELES CHARGERS

| DATE | OPP | W/L | GP/GS | TACKLES | | | | | | | MISC | | | | | |
|---------------|-------------|-----|------------|------------|-----------|----------|----------|------------|------------|----------|----------|----------|----------|----------|----------|----------|
| | | | | TOT | SOLO | ASST | SACK | YDS. | INT | TFL | PD | QBH | TD | FF | FR | |
| 9/30/18 | SF @ LAC | L | P | 1 | 0 | 1 | 0.0 | 0.0 | 0 | 0 | 0 | 0 | 0 | 0 | 0 | |
| 10/17/22 | DEN @ LAC | L | S | 2 | 1 | 1 | 0.0 | 0.0 | 0 | 0 | 0 | 0 | 0 | 0 | 0 | |
| 12/10/23 | DEN @ LAC | W | S | 2 | 2 | 0 | 0.0 | 0.0 | 0 | 0 | 0 | 0 | 0 | 0 | 0 | |
| 12/31/23 | DEN vs. LAC | W | S | 4 | 2 | 2 | 0.0 | 0.0 | 0 | 0 | 0 | 0 | 0 | 1 | 0 | |
| 10/13/24 | DEN vs. LAC | L | S | 2 | 1 | 1 | 0.0 | 0.0 | 0 | 0 | 0 | 0 | 0 | 0 | 0 | |
| TOTALS | | | 2/3 | 5/4 | 11 | 6 | 5 | 0.0 | 0.0 | 0 | 0 | 0 | 0 | 0 | 1 | 0 |





D.J. Jones' NFL Regular Season Defensive Statistics

| DATE | TEAM | GP | GS | TACKLES | | | | | | | INTERCEPTIONS | | | | | O. FUMB | | | | ST | | | | MISC | | | | | | | |
|-------------------|---------|------------|-----------|------------|------------|-----------|-----------|------------|-------------|-------------|---------------|----------|----------|----------|----------|-----------|----------|----------|----------|----------|----------|----------|----------|----------|----------|----------|----------|----------|----------|---|---|
| | | | | TK | S | A | TFL | YDS | SK | YDS | QBH | NO | YDS | LG | TD | PD | FF | FR | TD | YDS | TK | S | A | FF | FR | S | A | | | | |
| 2017 | 49ers | 9 | 0 | 10 | 8 | 2 | 1 | 2 | 0.0 | 0.0 | 0 | 0 | 0 | 0 | 0 | 1 | 0 | 0 | 0 | 0 | 0 | 0 | 0 | 0 | 0 | 0 | 0 | 0 | 0 | 0 | 0 |
| 2018 | 49ers | 10 | 4 | 17 | 11 | 6 | 1 | 4 | 0.0 | 0.0 | 1 | 0 | 0 | 0 | 0 | 0 | 0 | 0 | 0 | 0 | 0 | 0 | 0 | 0 | 0 | 0 | 0 | 0 | 0 | 0 | |
| 2019 | 49ers | 11 | 11 | 23 | 19 | 4 | 4 | 17 | 2.0 | 17.0 | 2 | 0 | 0 | 0 | 0 | 0 | 1 | 0 | 0 | 0 | 0 | 0 | 0 | 0 | 0 | 0 | 0 | 0 | 0 | | |
| 2020 | 49ers | 14 | 14 | 20 | 14 | 6 | 7 | 27 | 3.0 | 16.0 | 3 | 0 | 0 | 0 | 0 | 1 | 0 | 0 | 0 | 0 | 0 | 0 | 0 | 0 | 0 | 0 | 0 | 0 | 0 | | |
| 2021 | 49ers | 17 | 17 | 56 | 40 | 16 | 10 | 39 | 2.0 | 20.0 | 3 | 0 | 0 | 0 | 0 | 1 | 2 | 0 | 0 | 0 | 0 | 0 | 0 | 0 | 0 | 0 | 0 | 0 | 0 | | |
| 2022 | Broncos | 15 | 15 | 34 | 22 | 12 | 3 | 14 | 2.0 | 14.0 | 4 | 0 | 0 | 0 | 0 | 6 | 0 | 0 | 0 | 0 | 0 | 0 | 0 | 0 | 0 | 0 | 0 | 0 | 0 | | |
| 2023 | Broncos | 16 | 16 | 46 | 30 | 16 | 5 | 17 | 2.0 | 23.0 | 4 | 0 | 0 | 0 | 0 | 3 | 2 | 0 | 3 | 0 | 0 | 0 | 0 | 0 | 0 | 0 | 0 | 0 | 0 | | |
| 2024 | Broncos | 14 | 14 | 36 | 19 | 17 | 1 | 1 | 0.5 | 1.5 | 2 | 0 | 0 | 0 | 0 | 2 | 0 | 1 | 0 | 0 | 0 | 0 | 0 | 0 | 0 | 0 | 0 | 0 | 0 | | |
| NFL TOTALS | | 106 | 91 | 242 | 163 | 79 | 32 | 121 | 11.5 | 91.5 | 19 | 0 | 0 | 0 | 0 | 11 | 6 | 3 | 0 | 3 | 0 | 0 | 0 | 0 | 0 | 0 | 0 | 0 | 0 | | |

D.J. Jones' NFL Postseason Defensive Statistics

| DATE | TEAM | GP | GS | TACKLES | | | | | | | INTERCEPTIONS | | | | | O. FUMB | | | | ST | | | | MISC | | | | | |
|-------------------|-------|----------|----------|----------|----------|----------|----------|-----------|------------|-------------|---------------|----------|----------|----------|----------|----------|----------|----------|----------|----------|----------|----------|----------|----------|----------|----------|----------|----------|---|
| | | | | TK | S | A | TFL | YDS | SK | YDS | QBH | NO | YDS | LG | TD | PD | FF | FR | TD | YDS | TK | S | A | FF | FR | S | A | | |
| 2019 | 49ers | 0 | 0 | 0 | 0 | 0 | 0 | 0 | 0.0 | 0.0 | 0 | 0 | 0 | 0 | 0 | 0 | 0 | 0 | 0 | 0 | 0 | 0 | 0 | 0 | 0 | 0 | 0 | 0 | 0 |
| 2021 | 49ers | 3 | 3 | 8 | 4 | 4 | 1 | 13 | 1.0 | 13.0 | 2 | 0 | 0 | 0 | 0 | 0 | 0 | 0 | 0 | 0 | 0 | 0 | 0 | 0 | 0 | 0 | 0 | 0 | |
| NFL TOTALS | | 3 | 3 | 8 | 4 | 4 | 1 | 13 | 1.0 | 13.0 | 2 | 0 | 0 | 0 | 0 | 0 | 0 | 0 | 0 | 0 | 0 | 0 | 0 | 0 | 0 | 0 | 0 | 0 | |

SINGLE-GAME HIGHS: DEFENSIVE

- Total Tackles** 8 vs. Arizona Cardinals, Nov 07, 2021
7 at Seattle Seahawks, Dec 05, 2021
5 at Houston Texans, Dec 03, 2023
5 vs. Indianapolis Colts, Oct 06, 2022
5 at Cincinnati Bengals, Dec 12, 2021
...3 more at 5.
- Solo Tackles** 7 at Seattle Seahawks, Dec 05, 2021
5 at Chicago Bears, Oct 31, 2021
4 at Chicago Bears, Oct 01, 2023
4 vs. Indianapolis Colts, Oct 06, 2022
4 vs. Arizona Cardinals, Nov 07, 2021
...5 more at 4.
- Sacks** 1.0 vs. New England Patriots, Dec 24, 2023
1.0 at Detroit Lions, Dec 16, 2023
1.0 vs. Indianapolis Colts, Oct 06, 2022
...8 more at 1.0.
- Passes Defensed** 1 vs. Cleveland Browns, Dec 02, 2024
1 at Las Vegas Raiders, Nov 24, 2024
1 vs. Arizona Cardinals, Dec 18, 2022
...8 more at 1.

- Forced Fumbles** 1 at Seattle Seahawks, Dec 05, 2021
1 vs. Seattle Seahawks, Oct 03, 2021
1 at New Orleans Saints, Dec 08, 2019
- Fumble Recoveries** 1 vs. Indianapolis Colts, Dec 15, 2024
1 vs. New England Patriots, Dec 24, 2023
1 vs. Cleveland Browns, Nov 26, 2023
- Tackles For Loss** 2 at Detroit Lions, Dec 16, 2023
2 at Las Vegas Raiders, Oct 02, 2022
2 at Seattle Seahawks, Dec 05, 2021
...2 more at 2.
- Longest Opp Fumble Return** 3 vs. New England Patriots, Dec 24, 2023

SINGLE-GAME HIGHS - POSTSEASON: DEFENSIVE

- Total Tackles** 4 at Green Bay Packers, Jan 22, 2022
3 at Los Angeles Rams, Jan 30, 2022
1 at Dallas Cowboys, Jan 16, 2022
- Solo Tackles** 2 at Green Bay Packers, Jan 22, 2022
1 at Los Angeles Rams, Jan 30, 2022
1 at Dallas Cowboys, Jan 16, 2022

- Sacks** 1.0 at Dallas Cowboys, Jan 16, 2022
- Tackles For Loss** 1 at Dallas Cowboys, Jan 16, 2022





2023 GAME-BY-GAME REGULAR-SEASON STATISTICS (BRONCOS)

| DATE | OPPONENT | P/S | TACKLES | | | | | | | INTERCEPTIONS | | | | | O. FUMB | | | | ST | | | | | MISC | | | SCOR E | |
|--------------------|-------------|--------------|------------------|-----------|-----------|------------|-------------|----------|-----------|---------------|----------|----------|----------|----------|----------|----------|----------|----------|----------|----------|----------|----------|----------|----------|----------|----------|------------|-------|
| | | | TK | S | A | SK | YDS | TFL | YDS | QBH | NO | YDS | LG | TD | PD | FF | FR | TD | YDS | TK | S | A | FF | FR | S | A | | W/L |
| 09/10 | Raiders | S | 3 | 2 | 1 | 0.0 | 0.0 | 0 | 0 | 0 | 0 | 0 | 0 | 0 | 0 | 0 | 0 | 0 | 0 | 0 | 0 | 0 | 0 | 0 | 0 | 0 | L | 16-17 |
| 09/17 | Commanders | S | 1 | 0 | 1 | 0.0 | 0.0 | 0 | 0 | 0 | 0 | 0 | 0 | 0 | 0 | 0 | 0 | 0 | 0 | 0 | 0 | 0 | 0 | 0 | 0 | L | 33-35 | |
| 09/24 | at Dolphins | S | 2 | 2 | 0 | 0.0 | 0.0 | 0 | 0 | 0 | 0 | 0 | 0 | 0 | 0 | 0 | 0 | 0 | 0 | 0 | 0 | 0 | 0 | 0 | 0 | L | 20-70 | |
| 10/01 | at Bears | S | 4 | 4 | 0 | 0.0 | 0.0 | 0 | 0 | 0 | 1 | 0 | 0 | 0 | 0 | 0 | 0 | 0 | 0 | 0 | 0 | 0 | 0 | 0 | 0 | W | 31-28 | |
| 10/08 | Jets | S | 1 | 1 | 0 | 0.0 | 0.0 | 0 | 0 | 0 | 0 | 0 | 0 | 0 | 0 | 0 | 0 | 0 | 0 | 0 | 0 | 0 | 0 | 0 | 0 | L | 21-31 | |
| 10/12 | at Chiefs | | ON INACTIVE LIST | | | | | | | | | | | | | | | | | | | | L | 8-19 | | | | |
| 10/22 | Packers | S | 3 | 2 | 1 | 0.0 | 0.0 | 1 | 1 | 0 | 0 | 0 | 0 | 0 | 0 | 0 | 0 | 0 | 0 | 0 | 0 | 0 | 0 | 0 | 0 | W | 19-17 | |
| 10/29 | Chiefs | S | 1 | 0 | 1 | 0.0 | 0.0 | 0 | 0 | 0 | 0 | 0 | 0 | 0 | 0 | 0 | 0 | 0 | 0 | 0 | 0 | 0 | 0 | 0 | 0 | W | 24-9 | |
| 11/13 | at Bills | S | 4 | 2 | 2 | 0.0 | 0.0 | 1 | 1 | 0 | 0 | 0 | 0 | 0 | 0 | 0 | 0 | 0 | 0 | 0 | 0 | 0 | 0 | 0 | 0 | W | 24-22 | |
| 11/19 | Vikings | S | 3 | 2 | 1 | 0.0 | 0.0 | 0 | 0 | 1 | 0 | 0 | 0 | 0 | 0 | 1 | 0 | 0 | 0 | 0 | 0 | 0 | 0 | 0 | 0 | W | 21-20 | |
| 11/26 | Browns | S | 1 | 0 | 1 | 0.0 | 0.0 | 0 | 0 | 0 | 0 | 0 | 0 | 0 | 0 | 0 | 1 | 0 | 0 | 0 | 0 | 0 | 0 | 0 | 0 | W | 29-12 | |
| 12/03 | at Texans | S | 5 | 3 | 2 | 0.0 | 0.0 | 1 | 1 | 0 | 0 | 0 | 0 | 0 | 0 | 0 | 0 | 0 | 0 | 0 | 0 | 0 | 0 | 0 | 0 | L | 17-22 | |
| 12/10 | at Chargers | S | 2 | 2 | 0 | 0.0 | 0.0 | 0 | 0 | 0 | 0 | 0 | 0 | 0 | 0 | 0 | 0 | 0 | 0 | 0 | 0 | 0 | 0 | 0 | 0 | W | 24-7 | |
| 12/16 | at Lions | S | 4 | 3 | 1 | 1.0 | 7.0 | 2 | 14 | 1 | 0 | 0 | 0 | 0 | 0 | 0 | 0 | 0 | 0 | 0 | 0 | 0 | 0 | 0 | 0 | L | 17-42 | |
| 12/24 | Patriots | S | 4 | 2 | 2 | 1.0 | 16.0 | 0 | 0 | 1 | 0 | 0 | 0 | 0 | 0 | 1 | 1 | 0 | 3 | 0 | 0 | 0 | 0 | 0 | 0 | L | 23-26 | |
| 12/31 | Chargers | S | 4 | 2 | 2 | 0.0 | 0.0 | 0 | 0 | 0 | 0 | 0 | 0 | 0 | 0 | 1 | 0 | 0 | 0 | 0 | 0 | 0 | 0 | 0 | 0 | W | 16-9 | |
| 01/07 | at Raiders | S | 4 | 3 | 1 | 0.0 | 0.0 | 0 | 0 | 0 | 0 | 0 | 0 | 0 | 0 | 0 | 0 | 0 | 0 | 0 | 0 | 0 | 0 | 0 | 0 | L | 14-27 | |
| 2023 TOTALS | | 16-16 | 46 | 30 | 16 | 2.0 | 23.0 | 5 | 17 | 4 | 0 | 0 | 0 | 0 | 0 | 3 | 2 | 0 | 3 | 0 | 0 | 0 | 0 | 0 | 0 | 0 | 8-9 | |

2024 GAME-BY-GAME REGULAR-SEASON STATISTICS (BRONCOS)

| DATE | OPPONENT | P/S | TACKLES | | | | | | | INTERCEPTIONS | | | | | O. FUMB | | | | ST | | | | | MISC | | | SCOR E | |
|--------------------|---------------|--------------|-----------|-----------|-----------|------------|------------|----------|----------|---------------|----------|----------|----------|----------|----------|----------|----------|----------|----------|----------|----------|----------|----------|----------|----------|------------|--------|-------|
| | | | TK | S | A | SK | YDS | TFL | YDS | QBH | NO | YDS | LG | TD | PD | FF | FR | TD | YDS | TK | S | A | FF | FR | S | A | | W/L |
| 09/08 | at Seahawks | S | 3 | 2 | 1 | 0.0 | 0.0 | 0 | 0 | 1 | 0 | 0 | 0 | 0 | 0 | 0 | 0 | 0 | 0 | 0 | 0 | 0 | 0 | 0 | 0 | 0 | L | 20-26 |
| 09/15 | Steelers | S | 3 | 2 | 1 | 0.0 | 0.0 | 0 | 0 | 0 | 0 | 0 | 0 | 0 | 0 | 0 | 0 | 0 | 0 | 0 | 0 | 0 | 0 | 0 | 0 | L | 6-13 | |
| 09/22 | at Buccaneers | S | 1 | 0 | 1 | 0.0 | 0.0 | 0 | 0 | 0 | 0 | 0 | 0 | 0 | 0 | 0 | 0 | 0 | 0 | 0 | 0 | 0 | 0 | 0 | 0 | W | 26-7 | |
| 09/29 | at Jets | S | 2 | 1 | 1 | 0.0 | 0.0 | 0 | 0 | 0 | 0 | 0 | 0 | 0 | 0 | 0 | 0 | 0 | 0 | 0 | 0 | 0 | 0 | 0 | 0 | W | 10-9 | |
| 10/06 | Raiders | S | 4 | 2 | 2 | 0.0 | 0.0 | 1 | 1 | 0 | 0 | 0 | 0 | 0 | 0 | 0 | 0 | 0 | 0 | 0 | 0 | 0 | 0 | 0 | 0 | W | 34-18 | |
| 10/13 | Chargers | S | 2 | 1 | 1 | 0.0 | 0.0 | 0 | 0 | 0 | 0 | 0 | 0 | 0 | 0 | 0 | 0 | 0 | 0 | 0 | 0 | 0 | 0 | 0 | 0 | L | 16-23 | |
| 10/17 | at Saints | S | 1 | 0 | 1 | 0.0 | 0.0 | 0 | 0 | 0 | 0 | 0 | 0 | 0 | 0 | 0 | 0 | 0 | 0 | 0 | 0 | 0 | 0 | 0 | 0 | W | 33-10 | |
| 10/27 | Panthers | S | 1 | 1 | 0 | 0.0 | 0.0 | 0 | 0 | 0 | 0 | 0 | 0 | 0 | 0 | 0 | 0 | 0 | 0 | 0 | 0 | 0 | 0 | 0 | 0 | W | 28-14 | |
| 11/03 | at Ravens | S | 3 | 2 | 1 | 0.0 | 0.0 | 0 | 0 | 0 | 0 | 0 | 0 | 0 | 0 | 0 | 0 | 0 | 0 | 0 | 0 | 0 | 0 | 0 | 0 | L | 10-41 | |
| 11/10 | at Chiefs | S | 3 | 2 | 1 | 0.0 | 0.0 | 0 | 0 | 0 | 0 | 0 | 0 | 0 | 0 | 0 | 0 | 0 | 0 | 0 | 0 | 0 | 0 | 0 | 0 | L | 14-16 | |
| 11/17 | Falcons | S | 3 | 2 | 1 | 0.0 | 0.0 | 0 | 0 | 0 | 0 | 0 | 0 | 0 | 0 | 0 | 0 | 0 | 0 | 0 | 0 | 0 | 0 | 0 | 0 | W | 38-6 | |
| 11/24 | at Raiders | S | 3 | 1 | 2 | 0.5 | 1.5 | 0 | 0 | 1 | 0 | 0 | 0 | 0 | 1 | 0 | 0 | 0 | 0 | 0 | 0 | 0 | 0 | 0 | 0 | W | 29-19 | |
| 12/02 | Browns | S | 4 | 2 | 2 | 0.0 | 0.0 | 0 | 0 | 0 | 0 | 0 | 0 | 0 | 1 | 0 | 0 | 0 | 0 | 0 | 0 | 0 | 0 | 0 | 0 | W | 41-32 | |
| 12/15 | Colts | S | 3 | 1 | 2 | 0.0 | 0.0 | 0 | 0 | 0 | 0 | 0 | 0 | 0 | 0 | 0 | 1 | 0 | 0 | 0 | 0 | 0 | 0 | 0 | 0 | W | 31-13 | |
| 2024 TOTALS | | 14-14 | 36 | 19 | 17 | 0.5 | 1.5 | 1 | 1 | 2 | 0 | 0 | 0 | 0 | 2 | 0 | 1 | 0 | 0 | 0 | 0 | 0 | 0 | 0 | 0 | 9-5 | | |






2019 GAME-BY-GAME POSTSEASON STATISTICS (49ERS)

| DATE | OPPONENT | P/S | TACKLES | | | | | | INTERCEPTIONS | | | | O. FUMB | | | | ST | | | | MISC | | | SCORE | | | | |
|--------------------|-----------|-----|----------|----------|----------|----------|----------|----------|---------------|----------|----------|----------|----------|----------|----------|----------|----------|----------|----------|----------|----------|----------|----------|----------|----------|----------|------------|-----|
| | | | TK | S | A | SK | YDS | TFL | YDS | QBH | NO | YDS | LG | TD | PD | FF | FR | TD | YDS | TK | S | A | FF | | FR | S | A | W/L |
| 01/11 | Vikings | | | | | | | | | | | | | | | | | | | | | | | | | W | 27-10 | |
| 01/19 | Packers | | | | | | | | | | | | | | | | | | | | | | | | | W | 37-20 | |
| 02/02 | at Chiefs | | | | | | | | | | | | | | | | | | | | | | | | | L | 20-31 | |
| 2019 TOTALS | | | 0 | 0 | 0 | 0 | 0 | 0 | 0 | 0 | 0 | 0 | 0 | 0 | 0 | 0 | 0 | 0 | 0 | 0 | 0 | 0 | 0 | 0 | 0 | 0 | 2-1 | |

2021 GAME-BY-GAME POSTSEASON STATISTICS (49ERS)

| DATE | OPPONENT | P/S | TACKLES | | | | | | INTERCEPTIONS | | | | O. FUMB | | | | ST | | | | MISC | | | SCORE | | | | |
|--------------------|------------|-----|----------|----------|----------|------------|-------------|----------|---------------|----------|----------|----------|----------|----------|----------|----------|----------|----------|----------|----------|----------|----------|----------|----------|----------|------------|-------|-------|
| | | | TK | S | A | SK | YDS | TFL | YDS | QBH | NO | YDS | LG | TD | PD | FF | FR | TD | YDS | TK | S | A | FF | | FR | S | A | W/L |
| 01/16 | at Cowboys | S | 1 | 1 | 0 | 1.0 | 13.0 | 1 | 13 | 1 | 0 | 0 | 0 | 0 | 0 | 0 | 0 | 0 | 0 | 0 | 0 | 0 | 0 | 0 | 0 | 0 | W | 23-17 |
| 01/22 | at Packers | S | 4 | 2 | 2 | 0.0 | 0.0 | 0 | 0 | 0 | 0 | 0 | 0 | 0 | 0 | 0 | 0 | 0 | 0 | 0 | 0 | 0 | 0 | 0 | 0 | W | 13-10 | |
| 01/30 | at Rams | S | 3 | 1 | 2 | 0.0 | 0.0 | 0 | 0 | 1 | 0 | 0 | 0 | 0 | 0 | 0 | 0 | 0 | 0 | 0 | 0 | 0 | 0 | 0 | 0 | L | 17-20 | |
| 2021 TOTALS | | | 3 | 3 | 3 | 1.0 | 13.0 | 1 | 13 | 2 | 0 | 0 | 0 | 0 | 0 | 0 | 0 | 0 | 0 | 0 | 0 | 0 | 0 | 0 | 0 | 2-1 | | |





26 S



**DEVON
KEY**

HEIGHT/WEIGHT: 6-0 / 208

COLLEGE: Western Kentucky

BIRTHDAY: Oct. 28, 1997

BORN: Lexington, Ky.

NFL EXPERIENCE: 2nd YR

BRONCOS EXPERIENCE: 2nd YR

GP/GS: 15/2

ACQUIRED: FA-'22

AT A GLANCE

- 🐾 *A second-year safety who has appeared in 15 games for Denver (2023-24) after spending most of the 2023 season competing on the team's practice squad.*
- 🐾 *Spent five years at Western Kentucky (2016-20), appearing in 50 games (49 starts) and compiling 350 tackles—most in the program since 2009— 10 tackles for loss, six interceptions, 25 passes defended, one forced fumble and one fumble recovery.*
- 🐾 *Named second-team All-Conference USA in 2020 after producing 92 tackles (55 solo), one interception, four passes defended and one forced fumble in 12 games*
- 🐾 *Attended Bryan Station High School in Lexington, Ky. and was named first-team All-State by the Associated Press and second-team All-State by USA Today in 2015 after totaling 31 receptions for 591 yards (19.1 avg.) with nine scores.*
- 🐾 *Signed by the Broncos as a free agent on Nov. 22, 2022.*

2024: Key has appeared in 14 games (2 starts) for Denver, recording 23 tackles (11 solo), one sack (0 yds.) and one quarterback hit... Recorded his first career defensive tackle and sack on a takedown of Buccaneers QB Baker Mayfield (0 yds.) at T.B. (9/22)... Tallied five tackles (2 solo) vs. Car. (10/27)... Registered a team-high and career-high nine tackles (5 solo) at Bal. (11/3)... Recorded four tackles (3 solo) vs. Atl. (11/17).

2023: Key played in one game (at L.V., 1/7) with Denver after being elevated from the team's practice squad... Spent most of the season competing on the Bronco's practice squad.

2022: Key spent time competing on practice squads for Atlanta and Denver.

2021: Key spent the entire season competing on Kansas City's practice squad.

COLLEGE: Key spent five years at Western Kentucky (2016-20), appearing in 50 games (49 starts) and compiling 350 tackles—most in the program since 2009— 10 tackles for loss, six interceptions, 25 passes defended, one forced fumble and one fumble recovery... Named second-team All-Conference USA in 2020 after producing 92 tackles (55 solo), one interception, four passes defended and one forced fumble in 12 games

PERSONAL: Key attended Bryan Station High School in Lexington, Ky. and was named first-team All-State by the Associated Press and second-team All-State by USA Today in 2015 after totaling 31 receptions for 591 yards (19.1 avg.) with nine scores... Devon Key was born on Oct. 28, 1997 in Lexington, Ky.

Transactions

Signed by Kansas City as a college free agent 5/14/21; Waived by Kansas City 8/30/21; Signed by Kansas City (practice squad) 9/1/21; Signed by Kansas City to a future contract 2/2/22; Waived by Kansas City 8/30/22; Signed by Atlanta (practice squad) 11/15/22; Released by Atlanta 11/22/22; Signed by Denver (practice squad) 12/20/22; Signed by Denver to a future contract 1/9/23; Waived by Denver 8/29/23; Signed by Denver (practice squad) 8/31/29; Signed by Denver to a future contract 1/9/24.





REGULAR SEASON COMPARISON: DEFENSIVE - LOS ANGELES CHARGERS

| DATE | OPP | W/L | GP/GS | TACKLES | | | | | | | | MISC | | | | | |
|---------------|-------------|-----|------------|------------|----------|----------|----------|------------|------------|----------|----------|----------|----------|----------|----------|----------|----------|
| | | | | TOT | SOLO | ASST | SACK | YDS. | INT | TFL | PD | QBH | TD | FF | FR | | |
| 10/13/24 | DEN vs. LAC | L | P | 0 | 0 | 0 | 0.0 | 0.0 | 0 | 0 | 0 | 0 | 0 | 0 | 0 | 0 | 0 |
| TOTALS | | | 0/1 | 1/0 | 0 | 0 | 0 | 0.0 | 0.0 | 0 | 0 | 0 | 0 | 0 | 0 | 0 | 0 |

Devon Key's NFL Regular Season Defensive Statistics

| DATE | TEAM | GP | GS | TACKLES | | | | | | | INTERCEPTIONS | | | | | O. FUMB | | | ST | | | MISC | | | | | |
|-------------------|---------|-----------|----------|-----------|-----------|-----------|----------|----------|------------|------------|---------------|----------|----------|----------|----------|----------|----------|----------|----------|----------|----------|----------|----------|----------|----------|----------|----------|
| | | | | TK | S | A | TFL | YDS | SK | YDS | QBH | NO | YDS | LG | TD | PD | FF | FR | TD | YDS | TK | S | A | FF | FR | S | A |
| 2021 | Chiefs | 0 | 0 | 0 | 0 | 0 | 0 | 0 | 0.0 | 0.0 | 0 | 0 | 0 | 0 | 0 | 0 | 0 | 0 | 0 | 0 | 0 | 0 | 0 | 0 | 0 | 0 | 0 |
| 2022 | Chiefs | 0 | 0 | 0 | 0 | 0 | 0 | 0 | 0.0 | 0.0 | 0 | 0 | 0 | 0 | 0 | 0 | 0 | 0 | 0 | 0 | 0 | 0 | 0 | 0 | 0 | 0 | 0 |
| 2023 | Broncos | 1 | 0 | 0 | 0 | 0 | 0 | 0 | 0.0 | 0.0 | 0 | 0 | 0 | 0 | 0 | 0 | 0 | 0 | 0 | 0 | 0 | 0 | 0 | 0 | 0 | 0 | 0 |
| 2024 | Broncos | 14 | 2 | 23 | 11 | 12 | 0 | 0 | 1.0 | 0.0 | 1 | 0 | 0 | 0 | 0 | 0 | 0 | 0 | 0 | 0 | 0 | 6 | 3 | 3 | 0 | 0 | 0 |
| NFL TOTALS | | 15 | 2 | 23 | 11 | 12 | 0 | 0 | 1.0 | 0.0 | 1 | 0 | 0 | 0 | 0 | 0 | 0 | 0 | 0 | 0 | 0 | 6 | 3 | 3 | 0 | 0 | 0 |

Devon Key's NFL Postseason Defensive Statistics

| DATE | TEAM | GP | GS | TACKLES | | | | | | | INTERCEPTIONS | | | | | O. FUMB | | | ST | | | MISC | | | | | |
|-------------------|--------|----------|----------|----------|----------|----------|----------|----------|------------|------------|---------------|----------|----------|----------|----------|----------|----------|----------|----------|----------|----------|----------|----------|----------|----------|----------|----------|
| | | | | TK | S | A | TFL | YDS | SK | YDS | QBH | NO | YDS | LG | TD | PD | FF | FR | TD | YDS | TK | S | A | FF | FR | S | A |
| 2021 | Chiefs | 0 | 0 | 0 | 0 | 0 | 0 | 0 | 0.0 | 0.0 | 0 | 0 | 0 | 0 | 0 | 0 | 0 | 0 | 0 | 0 | 0 | 0 | 0 | 0 | 0 | 0 | 0 |
| NFL TOTALS | | 0 | 0 | 0 | 0 | 0 | 0 | 0 | 0.0 | 0.0 | 0 | 0 | 0 | 0 | 0 | 0 | 0 | 0 | 0 | 0 | 0 | 0 | 0 | 0 | 0 | 0 | 0 |

SINGLE-GAME HIGHS: DEFENSIVE

Total Tackles 9 at Baltimore Ravens, Nov 03, 2024
 5 vs. Carolina Panthers, Oct 27, 2024
 4 vs. Atlanta Falcons, Nov 17, 2024
 3 vs. Cleveland Browns, Dec 02, 2024
 1 at New Orleans Saints, Oct 17, 2024
 ...1 more at 1.

Solo Tackles 5 at Baltimore Ravens, Nov 03, 2024
 2 vs. Cleveland Browns, Dec 02, 2024
 2 vs. Carolina Panthers, Oct 27, 2024
 1 vs. Atlanta Falcons, Nov 17, 2024
 1 at Tampa Bay Buccaneers, Sep 22, 2024

Sacks 1.0 at Tampa Bay Buccaneers, Sep 22, 2024
Special Teams Tackles 1 vs. Atlanta Falcons, Nov 17, 2024
 1 at New York Jets, Sep 29, 2024
 1 at Tampa Bay Buccaneers, Sep 22, 2024
 ...1 more at 1.





2023 GAME-BY-GAME REGULAR-SEASON STATISTICS (BRONCOS)

| DATE | OPPONENT | P/S | TACKLES | | | | | | INTERCEPTIONS | | | | | O. FUMB | | | | ST | | | | MISC | | | SCORE | | | |
|--------------------|-------------|------------|----------|----------|----------|----------|----------|----------|---------------|----------|----------|----------|----------|----------|----------|----------|----------|----------|----------|----------|----------|----------|----------|----------|----------|----------|------------|-------|
| | | | TK | S | A | SK | YDS | TFL | YDS | QBH | NO | YDS | LG | TD | PD | FF | FR | TD | YDS | TK | S | A | FF | FR | | S | A | W/L |
| 09/10 | Raiders | | | | | | | | | | | | | | | | | | | | | | | | | L | 16-17 | |
| 09/17 | Commanders | | | | | | | | | | | | | | | | | | | | | | | | | L | 33-35 | |
| 09/24 | at Dolphins | | | | | | | | | | | | | | | | | | | | | | | | | L | 20-70 | |
| 10/01 | at Bears | | | | | | | | | | | | | | | | | | | | | | | | | W | 31-28 | |
| 10/08 | Jets | | | | | | | | | | | | | | | | | | | | | | | | | L | 21-31 | |
| 10/12 | at Chiefs | | | | | | | | | | | | | | | | | | | | | | | | | L | 8-19 | |
| 10/22 | Packers | | | | | | | | | | | | | | | | | | | | | | | | | W | 19-17 | |
| 10/29 | Chiefs | | | | | | | | | | | | | | | | | | | | | | | | | W | 24-9 | |
| 11/13 | at Bills | | | | | | | | | | | | | | | | | | | | | | | | | W | 24-22 | |
| 11/19 | Vikings | | | | | | | | | | | | | | | | | | | | | | | | | W | 21-20 | |
| 11/26 | Browns | | | | | | | | | | | | | | | | | | | | | | | | | W | 29-12 | |
| 12/03 | at Texans | | | | | | | | | | | | | | | | | | | | | | | | | L | 17-22 | |
| 12/10 | at Chargers | | | | | | | | | | | | | | | | | | | | | | | | | W | 24-7 | |
| 12/16 | at Lions | | | | | | | | | | | | | | | | | | | | | | | | | L | 17-42 | |
| 12/24 | Patriots | | | | | | | | | | | | | | | | | | | | | | | | | L | 23-26 | |
| 12/31 | Chargers | | | | | | | | | | | | | | | | | | | | | | | | | W | 16-9 | |
| 01/07 | at Raiders | P | 0 | 0 | 0 | 0 | 0 | 0 | 0 | 0 | 0 | 0 | 0 | 0 | 0 | 0 | 0 | 0 | 0 | 0 | 0 | 0 | 0 | 0 | 0 | 0 | L | 14-27 |
| 2023 TOTALS | | 1-0 | 0 | 0 | 0 | 0 | 0 | 0 | 0 | 0 | 0 | 0 | 0 | 0 | 0 | 0 | 0 | 0 | 0 | 0 | 0 | 0 | 0 | 0 | 0 | 0 | 8-9 | |

2024 GAME-BY-GAME REGULAR-SEASON STATISTICS (BRONCOS)

| DATE | OPPONENT | P/S | TACKLES | | | | | | INTERCEPTIONS | | | | | O. FUMB | | | | ST | | | | MISC | | | SCORE | | | |
|--------------------|---------------|-------------|-----------|-----------|-----------|----------|----------|----------|---------------|----------|----------|----------|----------|----------|----------|----------|----------|----------|----------|----------|----------|----------|----------|----------|----------|------------|-------|-------|
| | | | TK | S | A | SK | YDS | TFL | YDS | QBH | NO | YDS | LG | TD | PD | FF | FR | TD | YDS | TK | S | A | FF | FR | | S | A | W/L |
| 09/08 | at Seahawks | P | 0 | 0 | 0 | 0 | 0 | 0 | 0 | 0 | 0 | 0 | 0 | 0 | 0 | 0 | 0 | 0 | 0 | 0 | 0 | 0 | 0 | 0 | 0 | 0 | L | 20-26 |
| 09/15 | Steelers | P | 0 | 0 | 0 | 0 | 0 | 0 | 0 | 0 | 0 | 0 | 0 | 0 | 0 | 0 | 0 | 0 | 0 | 1 | 0 | 1 | 0 | 0 | 0 | 0 | L | 6-13 |
| 09/22 | at Buccaneers | P | 1 | 1 | 0 | 1 | 0 | 0 | 0 | 1 | 0 | 0 | 0 | 0 | 0 | 0 | 0 | 0 | 0 | 1 | 0 | 1 | 0 | 0 | 0 | 0 | W | 26-7 |
| 09/29 | at Jets | P | 0 | 0 | 0 | 0 | 0 | 0 | 0 | 0 | 0 | 0 | 0 | 0 | 0 | 0 | 0 | 0 | 0 | 1 | 0 | 1 | 0 | 0 | 0 | 0 | W | 10-9 |
| 10/06 | Raiders | P | 0 | 0 | 0 | 0 | 0 | 0 | 0 | 0 | 0 | 0 | 0 | 0 | 0 | 0 | 0 | 0 | 0 | 0 | 0 | 0 | 0 | 0 | 0 | 0 | W | 34-18 |
| 10/13 | Chargers | P | 0 | 0 | 0 | 0 | 0 | 0 | 0 | 0 | 0 | 0 | 0 | 0 | 0 | 0 | 0 | 0 | 0 | 0 | 0 | 0 | 0 | 0 | 0 | L | 16-23 | |
| 10/17 | at Saints | P | 1 | 0 | 1 | 0 | 0 | 0 | 0 | 0 | 0 | 0 | 0 | 0 | 0 | 0 | 0 | 0 | 0 | 0 | 0 | 0 | 0 | 0 | 0 | W | 33-10 | |
| 10/27 | Panthers | P | 5 | 2 | 3 | 0 | 0 | 0 | 0 | 0 | 0 | 0 | 0 | 0 | 0 | 0 | 0 | 0 | 0 | 0 | 0 | 0 | 0 | 0 | 0 | W | 28-14 | |
| 11/03 | at Ravens | S | 9 | 5 | 4 | 0 | 0 | 0 | 0 | 0 | 0 | 0 | 0 | 0 | 0 | 0 | 0 | 0 | 0 | 0 | 0 | 0 | 0 | 0 | 0 | L | 10-41 | |
| 11/10 | at Chiefs | P | 0 | 0 | 0 | 0 | 0 | 0 | 0 | 0 | 0 | 0 | 0 | 0 | 0 | 0 | 0 | 0 | 0 | 0 | 0 | 0 | 0 | 0 | 0 | L | 14-16 | |
| 11/17 | Falcons | S | 4 | 1 | 3 | 0 | 0 | 0 | 0 | 0 | 0 | 0 | 0 | 0 | 0 | 0 | 0 | 0 | 1 | 1 | 0 | 0 | 0 | 0 | 0 | W | 38-6 | |
| 11/24 | at Raiders | P | 0 | 0 | 0 | 0 | 0 | 0 | 0 | 0 | 0 | 0 | 0 | 0 | 0 | 0 | 0 | 0 | 1 | 1 | 0 | 0 | 0 | 0 | 0 | W | 29-19 | |
| 12/02 | Browns | P | 3 | 2 | 1 | 0 | 0 | 0 | 0 | 0 | 0 | 0 | 0 | 0 | 0 | 0 | 0 | 0 | 1 | 1 | 0 | 0 | 0 | 0 | 0 | W | 41-32 | |
| 12/15 | Colts | P | 0 | 0 | 0 | 0 | 0 | 0 | 0 | 0 | 0 | 0 | 0 | 0 | 0 | 0 | 0 | 0 | 0 | 0 | 0 | 0 | 0 | 0 | 0 | W | 31-13 | |
| 2024 TOTALS | | 14-2 | 23 | 11 | 12 | 1 | 0 | 0 | 1 | 0 | 0 | 0 | 0 | 0 | 0 | 0 | 0 | 6 | 3 | 3 | 0 | 0 | 0 | 0 | 0 | 9-5 | | |





85 TE



LUCAS
KRULL

HEIGHT/WEIGHT: 6-6 / 260

COLLEGE: Pittsburgh

BIRTHDAY: Jul. 11, 1998

BORN: Shawnee, Kan.

NFL EXPERIENCE: 3rd YR

BRONCOS EXPERIENCE: 2nd YR

GP/GS: 18/4

ACQUIRED: FA-'23

AT A GLANCE

A third-year tight end who has appeared in 18 games (4 starts) for the Saints (2022) and Broncos (2023), totaling 23 catches for 223 yards (9.7 avg.) with one touchdown.

- Caught eight passes for 95 yards (11.9 avg.) with one touchdown in six games (2 starts) during his first season with Denver in 2023.
- Attended the University of Pittsburgh (2020-21) and the University of Florida (2018-19), where he played a combined 39 games (11 starts) and totaled 47 catches for 559 yards (11.9 avg.) with six touchdowns.
- Was named All-ACC second team after starting 11-of-14 games played in 2021, producing 38 catches for 451 with six touchdowns.
- In 25 games at the University of Florida, caught nine passes for 108 yards (12.0 avg.) in 25 games while also completing 2-of-2 passes for 19 yards.
- Also played baseball at Jefferson College (2018), where he was selected in the 34th round of the 2018 MLB Draft by the San Francisco Giants.
- Attended Mill Valley High School (Shawnee, Kan.), where he compiled 52 receptions for 745 yards (14.3 avg.) with 13 touchdowns as a senior.
- Entered the NFL as a college free agent with the Saints on May 16, 2022.
- Signed by the Broncos on August 31, 2023.

2024: Krull made his season debut vs. L.V. (10/6), catching one pass for five yards... Caught three passes for a career-high 41 yards (13.7 avg.) at N.O. (10/17).

2023: Krull caught eight passes for 95 yards (11.9 avg.) with one touchdown in six games (2 starts) during his first season with Denver... Made his Broncos debut on Monday Night Football at Buf. (11/13)... Logged his first career start at Hou. (12/3)... Caught his first career pass for 35 yards in the win at LAC (12/10)... Recorded his first career touchdown reception along with a team-high-tying four catches for 28 yards (7.0 avg.) vs. N.E. (12/24).

2022: Krull played in one game with the Saints after signing as a college free agent... Made his NFL debut on Monday Night Football at T.B. (12/5).

COLLEGE: Krull attended the University of Pittsburgh (2020-21) and the University of Florida (2018-19), where he played a combined 39 games (11 starts) and totaled 47 catches for 559 yards (11.9 avg.) with six touchdowns... Was named All-ACC second team after starting 11-of-14 games played in 2021, producing 38 catches for 451 with six touchdowns... His six touchdowns were the most by a Pitt tight end since 2009 (Dorin Dickerson, 10)... Missed most of the 2020 season due to injury... In 25 games at the University of Florida, caught nine passes for 108 yards (12.0 avg.) in 25 games while also completing 2-of-2 passes for 19 yards... Also played baseball for two seasons (2017-18) at Jefferson College, where he was selected in the 34th round of the 2018 MLB Draft by the San Francisco Giants... Appeared in 11 games, making five starts...notched 27 strikeouts in 16.2 innings pitched.

PERSONAL: Krull attended Mill Valley High School in Shawnee, Kan., where he compiled 52 receptions for 745 yards (14.3 avg.) with 13 scores during his senior season... Helped the Jaguars to a 12-1 record and a state title in 2015... His father, Jon, played football at Kansas State and his mother, Diana, was an All-American basketball player for the Wildcats... Lucas Krull was born on July 11, 1998 in Shawnee, Kan.

Transactions

Signed by New Orleans as a college free agent 5/16/22; Waived by New Orleans 8/30/22; Signed by New Orleans (practice





squad) 8/31/22; Signed reserve/futures contract with New Orleans 1/9/23; Waived by New Orleans 8/29/23; Signed by Denver (practice squad) 8/31/23; Signed by Denver (active roster) 12/16/23.

REGULAR SEASON COMPARISON: RECEIVING - LOS ANGELES CHARGERS

| DATE | OPP | W/L | GP/GS | REC | YDS. | AVG. | TD | LG | TGTS | YAC |
|---------------|-------------|-----|----------------|----------|-----------|-------------|----------|-----------|----------|-----------|
| 12/10/23 | DEN @ LAC | W | P | 1 | 35 | 35.0 | 0 | 35 | 1 | 10 |
| 12/31/23 | DEN vs. LAC | W | P | 2 | 14 | 7.0 | 0 | 11 | 2 | 17 |
| 10/13/24 | DEN vs. LAC | L | P | 2 | 11 | 5.5 | 0 | 8 | 4 | 3 |
| TOTALS | | | 2/1 3/0 | 5 | 60 | 12.0 | 0 | 35 | 7 | 30 |

Lucas Krull's NFL Regular Season Rushing/Receiving Statistics

| DATE | TEAM | RECEIVING | | | | | | | RUSHING | | | | |
|-------------------|---------|-----------|----------|-----------|------------|------------|-----------|----------|----------|----------|------------|----------|----------|
| | | GP | GS | NO. | YDS. | AVG. | LG | TD | NO. | YDS. | AVG. | LG | TD |
| 2022 | Saints | 1 | 0 | 0 | 0 | 0.0 | 0 | 0 | 0 | 0 | 0.0 | 0 | 0 |
| 2023 | Broncos | 7 | 2 | 8 | 95 | 11.9 | 35 | 1 | 0 | 0 | 0.0 | 0 | 0 |
| 2024 | Broncos | 10 | 2 | 15 | 128 | 8.5 | 23 | 0 | 0 | 0 | 0.0 | 0 | 0 |
| NFL TOTALS | | 18 | 4 | 23 | 223 | 9.7 | 35 | 1 | 0 | 0 | 0.0 | 0 | 0 |

SINGLE-GAME HIGHS: RECEIVING

- Receptions**
 - 4 vs. New England Patriots, Dec 24, 2023
 - 3 vs. Cleveland Browns, Dec 02, 2024
 - 3 at New Orleans Saints, Oct 17, 2024
 - 2 vs. Indianapolis Colts, Dec 15, 2024
 - 2 at Kansas City Chiefs, Nov 10, 2024
 - ...3 more at 2.
- Receiving Yards**
 - 41 at New Orleans Saints, Oct 17, 2024
 - 35 at Los Angeles Chargers, Dec 10, 2023
 - 28 vs. New England Patriots, Dec 24, 2023
 - 24 vs. Cleveland Browns, Dec 02, 2024
 - 21 at Kansas City Chiefs, Nov 10, 2024
- Receiving Average**
 - 13.7 at New Orleans Saints, Oct 17, 2024
 - 8.0 vs. Cleveland Browns, Dec 02, 2024
 - 7.0 vs. New England Patriots, Dec 24, 2023
- Longest Receptions**
 - 35 at Los Angeles Chargers, Dec 10, 2023
 - 23 at New Orleans Saints, Oct 17, 2024
 - 18 at Detroit Lions, Dec 16, 2023
 - 15 vs. Carolina Panthers, Oct 27, 2024
 - 13 at New Orleans Saints, Oct 17, 2024
- Receiving TDs**
 - 1 vs. New England Patriots, Dec 24, 2023
- All-Purpose Yards**
 - 41 at New Orleans Saints, Oct 17, 2024
 - 35 at Los Angeles Chargers, Dec 10, 2023
 - 28 vs. New England Patriots, Dec 24, 2023
 - 24 vs. Cleveland Browns, Dec 02, 2024
 - 21 at Kansas City Chiefs, Nov 10, 2024
- Most TDs**
 - 1 vs. New England Patriots, Dec 24, 2023






2023 GAME-BY-GAME REGULAR-SEASON STATISTICS (BRONCOS)

| DATE | OPPONENT | P/S | RECEIVING | | | | | RUSHING | | | | | W/L | SCORE |
|--------------------|-------------|------------|-----------|-----------|-------------|-----------|----------|----------|----------|------------|----------|----------|------------|-------|
| | | | NO. | YDS. | AVG. | LG | TD | NO. | YDS. | AVG. | LG | TD | | |
| 09/10 | Raiders | | | | | | | | | | | | L | 16-17 |
| 09/17 | Commanders | | | | | | | | | | | | L | 33-35 |
| 09/24 | at Dolphins | | | | | | | | | | | | L | 20-70 |
| 10/01 | at Bears | | | | | | | | | | | | W | 31-28 |
| 10/08 | Jets | | | | | | | | | | | | L | 21-31 |
| 10/12 | at Chiefs | | | | | | | | | | | | L | 8-19 |
| 10/22 | Packers | | | | | | | | | | | | W | 19-17 |
| 10/29 | Chiefs | | | | | | | | | | | | W | 24-9 |
| 11/13 | at Bills | P | 0 | 0 | 0.0 | 0 | 0 | 0 | 0 | 0.0 | 0 | 0 | W | 24-22 |
| 11/19 | Vikings | | | | | | | | | | | | W | 21-20 |
| 11/26 | Browns | | | | | | | | | | | | W | 29-12 |
| 12/03 | at Texans | S | 0 | 0 | 0.0 | 0 | 0 | 0 | 0 | 0.0 | 0 | 0 | L | 17-22 |
| 12/10 | at Chargers | P | 1 | 35 | 35.0 | 35 | 0 | 0 | 0 | 0.0 | 0 | 0 | W | 24-7 |
| 12/16 | at Lions | P | 1 | 18 | 18.0 | 18 | 0 | 0 | 0 | 0.0 | 0 | 0 | L | 17-42 |
| 12/24 | Patriots | P | 4 | 28 | 7.0 | 9 | 1 | 0 | 0 | 0.0 | 0 | 0 | L | 23-26 |
| 12/31 | Chargers | P | 2 | 14 | 7.0 | 11 | 0 | 0 | 0 | 0.0 | 0 | 0 | W | 16-9 |
| 01/07 | at Raiders | S | 0 | 0 | 0.0 | 0 | 0 | 0 | 0 | 0.0 | 0 | 0 | L | 14-27 |
| 2023 TOTALS | | 7-2 | 8 | 95 | 11.9 | 35 | 1 | 0 | 0 | 0.0 | 0 | 0 | 8-9 | |

2024 GAME-BY-GAME REGULAR-SEASON STATISTICS (BRONCOS)

| DATE | OPPONENT | P/S | RECEIVING | | | | | RUSHING | | | | | W/L | SCORE |
|--------------------|---------------|-------------|-----------|------------|------------|-----------|----------|----------|----------|------------|----------|----------|------------|-------|
| | | | NO. | YDS. | AVG. | LG | TD | NO. | YDS. | AVG. | LG | TD | | |
| 09/08 | at Seahawks | | | | | | | | | | | | L | 20-26 |
| 09/15 | Steelers | | | | | | | | | | | | L | 6-13 |
| 09/22 | at Buccaneers | | | | | | | | | | | | W | 26-7 |
| 09/29 | at Jets | | | | | | | | | | | | W | 10-9 |
| 10/06 | Raiders | P | 1 | 5 | 5.0 | 5 | 0 | 0 | 0 | 0.0 | 0 | 0 | W | 34-18 |
| 10/13 | Chargers | P | 2 | 11 | 5.5 | 8 | 0 | 0 | 0 | 0.0 | 0 | 0 | L | 16-23 |
| 10/17 | at Saints | S | 3 | 41 | 13.7 | 23 | 0 | 0 | 0 | 0.0 | 0 | 0 | W | 33-10 |
| 10/27 | Panthers | P | 2 | 18 | 9.0 | 15 | 0 | 0 | 0 | 0.0 | 0 | 0 | W | 28-14 |
| 11/03 | at Ravens | P | 0 | 0 | 0.0 | 0 | 0 | 0 | 0 | 0.0 | 0 | 0 | L | 10-41 |
| 11/10 | at Chiefs | P | 2 | 21 | 10.5 | 11 | 0 | 0 | 0 | 0.0 | 0 | 0 | L | 14-16 |
| 11/17 | Falcons | S | 0 | 0 | 0.0 | 0 | 0 | 0 | 0 | 0.0 | 0 | 0 | W | 38-6 |
| 11/24 | at Raiders | P | 0 | 0 | 0.0 | 0 | 0 | 0 | 0 | 0.0 | 0 | 0 | W | 29-19 |
| 12/02 | Browns | P | 3 | 24 | 8.0 | 12 | 0 | 0 | 0 | 0.0 | 0 | 0 | W | 41-32 |
| 12/15 | Colts | P | 2 | 8 | 4.0 | 8 | 0 | 0 | 0 | 0.0 | 0 | 0 | W | 31-13 |
| 2024 TOTALS | | 10-2 | 15 | 128 | 8.5 | 23 | 0 | 0 | 0 | 0.0 | 0 | 0 | 9-5 | |





6 S



P.J.
LOCKE

HEIGHT/WEIGHT: 5-10 / 202

COLLEGE: Texas

BIRTHDAY: Feb. 12, 1997

BORN: Beaumont, Texas

NFL EXPERIENCE: 5th YR

BRONCOS EXPERIENCE: 5th YR

GP/GS: 71/20

ACQUIRED: FA-'19

AT A GLANCE

- *A sixth-year safety who has appeared in 71 career regular-season games (20 starts) for the Broncos from 2020-24, recording 123 tackles (83 solo), four sacks (44 yds.), one interception (14 yds.), eight passes defended, four forced fumbles, one special-teams forced fumble and 20 special-teams stops.*
- *In his first season as a starter in 2023, played in 12 games (8 starts), totaling 53 tackles (33 solo), three sacks (34 yds.), one interception (14 yds.), five passes defended and two forced fumbles.*
- *Played in 16 games in 2022, totaling career highs with 10 tackles (7 solo), one pass defended and one forced fumble to go along with one special-teams forced fumble and a team-high 12 special-teams tackles.*
- *Tallied one solo tackle and five special-teams stops in 16 games played in 2021.*
- *Recorded one solo tackle and two special-teams stops in 15 games played with Denver in 2020.*
- *Spent two weeks on the Broncos' practice squad in 2019 after competing with Pittsburgh during training camp.*
- *Appeared in 47 games (31 starts) at the University of Texas (2015-18), totaling 163 tackles (116 solo), 1.5 sacks (7 yds.), three interceptions (24 yds.), 15 passes defended, four forced fumbles and one fumble recovery.*
- *Earned honorable mention All-Big 12 honors as a senior after finishing the season third on the team with 77 tackles (57 solo).*
- *Attended Central High School in Beaumont, Texas, where he was all-state and a two-time all-district honoree.*
- *Signed by Denver to the practice squad on Dec. 17, 2019*
- *Originally entered the NFL as a college free-agent signee of Pittsburgh on April 29, 2019.*

2024: Locke has started 12 contests for Denver, tallying 58 tackles (41 solo), one sack (10 yds.), two passes defended and one forced fumble... Recorded five solo stops at T.B. (9/22)... Tied his single-game career high with nine tackles (7 solo) and helped seal the Broncos' victory with a fourth-down sack of Jets QB Aaron Rodgers (10 yds.) late in the fourth quarter at NYJ (9/29)... Registered four tackles (2 solo) and one pass defended vs. L.V. (10/6)... Totaled five tackles (2 solo), including his 100th career tackle, at N.O. (10/17)... Nabbed seven tackles (4 solo) at K.C. (11/10)... Tied for the team lead in tackles with six (5 solo) stops at L.V. (11/24)... Registered two tackles (2 solo) and a forced fumble (recovered by DT D.J. Jones) in the third quarter vs. Ind. (12/15).

2023: Locke played in 12 games (8 starts), totaling 53 tackles (33 solo), three sacks (34 yds.), one interception (14 yds.), five passes defended and two forced fumbles... Missed the first four weeks of the season after being placed on injured reserve (leg) on Aug. 31... Made his season debut vs. NYJ (10/8)... Made three tackles (1 solo) and recorded his first career interception off Packers QB Jordan Love, returning it 14 yards and helping ice the game for the Broncos vs. G.B. (10/22)... Made his first career start in the win vs. K.C. (10/29), picking up three solo tackles... Made a career-high seven tackles (5 solo)—including his first career sack (9 yds.)—and also forced one fumble and defended one pass in the win vs. Cle. (11/26)... Recorded a sack in back-to-back games after taking down Texans QB CJ Stroud and also made eight tackles (6 solo) at Hou. (12/3)... Became the first Broncos safety in team history and sixth safety in NFL history since 1970 to record a sack in three straight games after tallying a strip-sack at LAC (12/10)... Also made seven tackles (2 solo) and broke up one pass against the Chargers... Tallied one pass defended and four tackles (3 solo) at Det. (12/16)... Made a career-high nine tackles (5 solo) vs. N.E. (12/24)... Totaled six tackles (5 solo) and broke up one pass vs. LAC (12/31)... Made four tackles (2 solo) at L.V. (1/7).

2022: Locke played in 16 games, totaling career highs with 10 tackles (7 solo), one pass defended and one forced fumble to go along with one special-teams forced fumble and a team-high 12 special-teams tackles... Made three tackles (2 solo) and forced the game-winning fumble to clinch the victory vs. S.F. (9/25)... Recorded his first career pass defended and also notched two solo tackles and two special-teams tackles at Ten. (11/13)... Made three special-teams tackles along with two solo tackles at Car. (11/27)... Had another two special-teams tackles at Bal. (12/4).

2021: Locke appeared in 16 games for the Broncos, playing primarily on special teams... Recorded at least one special-teams tackle on four occasions... Led the team with two special-teams tackles at LAC (1/2).

2020: Locke appeared in 15 games, finishing the season with a defensive stop and two special-teams tackles... Made his NFL and Broncos debut in vs. Ten. (9/14)... Collected first career tackle vs. T.B. (9/27)... Tallied a special-teams tackle vs.





LAC (11/1)... Garnered a special-teams stop at Car. (12/13).

2019: Locke, who was signed by Denver on Dec. 17, spent two weeks on the Broncos' practice squad after competing with Pittsburgh in training camp.

COLLEGE: Locke played four seasons at the University of Texas (2015-18), recording 163 tackles (116 solo), 1.5 sacks (7 yds.), three interceptions (24 yds.), 15 passes defended, four forced fumbles and one fumble recovery in 47 games (31 starts)... Named honorable mention All-Big 12 as a senior after finishing the season third on the team with 77 tackles (57 solo)... Selected as a team captain prior to his junior campaign.

PERSONAL: Locke attended Central High School in Beaumont, Texas, where he was an all-state and two-time all-district honoree... Selected as a finalist for the 2014 Defensive Willie Ray Smith Award, honoring the top high school player in the Beaumont area... Chosen first-team 5A All-State by the Texas Sports Writers Association and second-team by the Associated Press in 2014... Father, James A. Locke Jr., played defensive back for Oklahoma State... P.J. Locke III was born on Feb. 12, 1997, in Beaumont, Texas.

Transactions

Signed by Pittsburgh as a college free agent 4/29/19; Waived by Pittsburgh 8/31/19; Signed by Denver (practice squad) 12/17/19; Signed by Denver (active roster) 12/31/19; Waived by Denver 9/5/20; Signed by Denver (practice squad) 9/6/20; Signed by Denver (active roster) 9/14/20; Signed by Denver (practice squad) 9/15/20; Signed by Denver (active roster) 9/24/20; Re-Signed by Denver 3/16/23; Re-signed by Denver 3/11/24.

REGULAR SEASON COMPARISON: DEFENSIVE - LOS ANGELES CHARGERS

| DATE | OPP | W/L | GP/GS | TACKLES | | | | | | | MISC | | | | |
|---------------|-------------|------------|------------|-----------|-----------|----------|------------|-------------|----------|----------|----------|----------|----------|----------|----------|
| | | | | TOT | SOLO | ASST | SACK | YDS. | INT | TFL | PD | QBH | TD | FF | FR |
| 11/1/20 | DEN vs. LAC | W | P | 0 | 0 | 0 | 0.0 | 0.0 | 0 | 0 | 0 | 0 | 0 | 0 | 0 |
| 12/27/20 | DEN @ LAC | L | P | 0 | 0 | 0 | 0.0 | 0.0 | 0 | 0 | 0 | 0 | 0 | 0 | 0 |
| 11/28/21 | DEN vs. LAC | W | P | 0 | 0 | 0 | 0.0 | 0.0 | 0 | 0 | 0 | 0 | 0 | 0 | 0 |
| 1/2/22 | DEN @ LAC | L | P | 1 | 1 | 0 | 0.0 | 0.0 | 0 | 0 | 0 | 1 | 0 | 0 | 0 |
| 10/17/22 | DEN @ LAC | L | P | 0 | 0 | 0 | 0.0 | 0.0 | 0 | 0 | 0 | 0 | 0 | 0 | 0 |
| 1/8/23 | DEN vs. LAC | W | P | 0 | 0 | 0 | 0.0 | 0.0 | 0 | 0 | 0 | 0 | 0 | 0 | 0 |
| 12/10/23 | DEN @ LAC | W | S | 7 | 2 | 5 | 1.0 | 16.0 | 0 | 0 | 1 | 1 | 0 | 1 | 0 |
| 12/31/23 | DEN vs. LAC | W | S | 6 | 5 | 1 | 0.0 | 0.0 | 0 | 0 | 1 | 0 | 0 | 0 | 0 |
| 10/13/24 | DEN vs. LAC | L | S | 7 | 5 | 2 | 0.0 | 0.0 | 0 | 0 | 0 | 0 | 0 | 0 | 0 |
| TOTALS | | 5/4 | 9/3 | 21 | 13 | 8 | 1.0 | 16.0 | 0 | 0 | 2 | 2 | 0 | 1 | 0 |





P.J. Locke's NFL Regular Season Defensive Statistics

| DATE | TEAM | GP | GS | TACKLES | | | | | | | INTERCEPTIONS | | | | | O. FUMB | | | | ST | | | | MISC | | | | | | | | |
|-------------------|---------|-----------|-----------|------------|-----------|-----------|----------|-----------|------------|-------------|---------------|----------|-----------|-----------|----------|----------|----------|----------|----------|----------|----------|-----------|-----------|-----------|----------|----------|----------|----------|----------|----------|---|---|
| | | | | TK | S | A | TFL | YDS | SK | YDS | QBH | NO | YDS | LG | TD | PD | FF | FR | TD | YDS | TK | S | A | FF | FR | S | A | | | | | |
| 2019 | Broncos | 0 | 0 | 0 | 0 | 0 | 0 | 0 | 0.0 | 0.0 | 0 | 0 | 0 | 0 | 0 | 0 | 0 | 0 | 0 | 0 | 0 | 0 | 0 | 0 | 0 | 0 | 0 | 0 | 0 | 0 | 0 | 0 |
| 2020 | Broncos | 15 | 0 | 1 | 1 | 0 | 0 | 0 | 0.0 | 0.0 | 0 | 0 | 0 | 0 | 0 | 0 | 0 | 0 | 0 | 0 | 0 | 0 | 2 | 1 | 1 | 0 | 0 | 0 | 0 | 0 | 0 | |
| 2021 | Broncos | 16 | 0 | 1 | 1 | 0 | 0 | 0 | 0.0 | 0.0 | 1 | 0 | 0 | 0 | 0 | 0 | 0 | 0 | 0 | 0 | 0 | 5 | 4 | 1 | 0 | 0 | 0 | 0 | 0 | 0 | 0 | |
| 2022 | Broncos | 16 | 0 | 10 | 7 | 3 | 1 | 0 | 0.0 | 0.0 | 0 | 0 | 0 | 0 | 0 | 1 | 1 | 0 | 0 | 0 | 0 | 12 | 4 | 8 | 1 | 0 | 0 | 0 | 0 | 0 | 0 | |
| 2023 | Broncos | 12 | 8 | 53 | 33 | 20 | 2 | 13 | 3.0 | 34.0 | 3 | 1 | 14 | 14 | 0 | 5 | 2 | 0 | 0 | 0 | 0 | 0 | 0 | 0 | 0 | 0 | 0 | 0 | 0 | 0 | 0 | |
| 2024 | Broncos | 12 | 12 | 58 | 41 | 17 | 3 | 16 | 1.0 | 10.0 | 1 | 0 | 0 | 0 | 0 | 2 | 1 | 0 | 0 | 0 | 0 | 1 | 1 | 0 | 0 | 0 | 0 | 0 | 0 | 0 | 0 | |
| NFL TOTALS | | 71 | 20 | 123 | 83 | 40 | 6 | 29 | 4.0 | 44.0 | 5 | 1 | 14 | 14 | 0 | 8 | 4 | 0 | 0 | 0 | 0 | 20 | 10 | 10 | 1 | 0 | 0 | 0 | 0 | 0 | | |

SINGLE-GAME HIGHS: DEFENSIVE

Total Tackles 9 at New York Jets, Sep 29, 2024
 9 vs. New England Patriots, Dec 24, 2023
 8 at Houston Texans, Dec 03, 2023
 7 at Kansas City Chiefs, Nov 10, 2024
 7 vs. Los Angeles Chargers, Oct 13, 2024
 ...2 more at 7.

Solo Tackles 7 at New York Jets, Sep 29, 2024
 6 at Houston Texans, Dec 03, 2023
 5 vs. Cleveland Browns, Dec 02, 2024
 5 at Las Vegas Raiders, Nov 24, 2024
 5 vs. Los Angeles Chargers, Oct 13, 2024
 ...4 more at 5.

Sacks 1.0 at New York Jets, Sep 29, 2024
 1.0 at Los Angeles Chargers, Dec 10, 2023
 1.0 at Houston Texans, Dec 03, 2023
 ...1 more at 1.0.

Passes Defensed 1 vs. Las Vegas Raiders, Oct 06, 2024
 1 vs. Pittsburgh Steelers, Sep 15, 2024
 1 vs. Los Angeles Chargers, Dec 31, 2023
 ...5 more at 1.

Tackles For Loss 2 at Houston Texans, Dec 03, 2023
 1 at New Orleans Saints, Oct 17, 2024
 1 at New York Jets, Sep 29, 2024
 1 at Seattle Seahawks, Sep 08, 2024
 ...1 more at 1.

Special Teams Tackles 3 at Carolina Panthers, Nov 27, 2022
 2 at Baltimore Ravens, Dec 04, 2022
 2 at Los Angeles Chargers, Jan 02, 2022
 1 at New York Jets, Sep 29, 2024
 1 vs. Los Angeles Chargers, Jan 08, 2023
 ...11 more at 1.





2023 GAME-BY-GAME REGULAR-SEASON STATISTICS (BRONCOS)

| DATE | OPPONENT | P/S | TACKLES | | | | | | | INTERCEPTIONS | | | | O. FUMB | | | | ST | | | | MISC | | | SCORE | | | | |
|--------------------|-------------|-------------|-----------|-----------|-----------|----------|-----------|----------|-----------|------------------|----------|-----------|-----------|----------|----------|----------|----------|----------|----------|----------|----------|----------|----------|----------|----------|----------|----------|------------|--|
| | | | TK | S | A | SK | YDS | TFL | YDS | QBH | NO | YDS | LG | TD | PD | FF | FR | TD | YDS | TK | S | A | FF | FR | | S | A | W/L | |
| 09/10 | Raiders | | | | | | | | | INJURED RESERVE | | | | | | | | | | | | | | | | | L | 16-17 | |
| 09/17 | Commanders | | | | | | | | | INJURED RESERVE | | | | | | | | | | | | | | | | | L | 33-35 | |
| 09/24 | at Dolphins | | | | | | | | | INJURED RESERVE | | | | | | | | | | | | | | | | | L | 20-70 | |
| 10/01 | at Bears | | | | | | | | | INJURED RESERVE | | | | | | | | | | | | | | | | | W | 31-28 | |
| 10/08 | Jets | P | 0 | 0 | 0 | 0 | 0 | 0 | 0 | 0 | 0 | 0 | 0 | 0 | 0 | 0 | 0 | 0 | 0 | 0 | 0 | 0 | 0 | 0 | 0 | 0 | L | 21-31 | |
| 10/12 | at Chiefs | P | 0 | 0 | 0 | 0 | 0 | 0 | 0 | 0 | 0 | 0 | 0 | 0 | 0 | 0 | 0 | 0 | 0 | 0 | 0 | 0 | 0 | 0 | 0 | 0 | L | 8-19 | |
| 10/22 | Packers | P | 3 | 1 | 2 | 0 | 0 | 0 | 0 | 1 | 14 | 14 | 0 | 1 | 0 | 0 | 0 | 0 | 0 | 0 | 0 | 0 | 0 | 0 | 0 | 0 | W | 19-17 | |
| 10/29 | Chiefs | S | 3 | 3 | 0 | 0 | 0 | 0 | 0 | 0 | 0 | 0 | 0 | 0 | 0 | 0 | 0 | 0 | 0 | 0 | 0 | 0 | 0 | 0 | 0 | 0 | W | 24-9 | |
| 11/13 | at Bills | S | 2 | 1 | 1 | 0 | 0 | 0 | 0 | 0 | 0 | 0 | 0 | 0 | 0 | 0 | 0 | 0 | 0 | 0 | 0 | 0 | 0 | 0 | 0 | 0 | W | 24-22 | |
| 11/19 | Vikings | | | | | | | | | ON INACTIVE LIST | | | | | | | | | | | | | | | | | W | 21-20 | |
| 11/26 | Browns | P | 7 | 5 | 2 | 1 | 9 | 0 | 0 | 1 | 0 | 0 | 0 | 0 | 1 | 0 | 0 | 0 | 0 | 0 | 0 | 0 | 0 | 0 | 0 | 0 | W | 29-12 | |
| 12/03 | at Texans | S | 8 | 6 | 2 | 1 | 9 | 2 | 13 | 1 | 0 | 0 | 0 | 0 | 0 | 0 | 0 | 0 | 0 | 0 | 0 | 0 | 0 | 0 | 0 | 0 | L | 17-22 | |
| 12/10 | at Chargers | S | 7 | 2 | 5 | 1 | 16 | 0 | 0 | 1 | 0 | 0 | 0 | 0 | 1 | 0 | 0 | 0 | 0 | 0 | 0 | 0 | 0 | 0 | 0 | 0 | W | 24-7 | |
| 12/16 | at Lions | S | 4 | 3 | 1 | 0 | 0 | 0 | 0 | 0 | 0 | 0 | 0 | 1 | 0 | 0 | 0 | 0 | 0 | 0 | 0 | 0 | 0 | 0 | 0 | 0 | L | 17-42 | |
| 12/24 | Patriots | S | 9 | 5 | 4 | 0 | 0 | 0 | 0 | 0 | 0 | 0 | 0 | 0 | 0 | 0 | 0 | 0 | 0 | 0 | 0 | 0 | 0 | 0 | 0 | 0 | L | 23-26 | |
| 12/31 | Chargers | S | 6 | 5 | 1 | 0 | 0 | 0 | 0 | 0 | 0 | 0 | 0 | 1 | 0 | 0 | 0 | 0 | 0 | 0 | 0 | 0 | 0 | 0 | 0 | 0 | W | 16-9 | |
| 01/07 | at Raiders | S | 4 | 2 | 2 | 0 | 0 | 0 | 0 | 0 | 0 | 0 | 0 | 0 | 0 | 0 | 0 | 0 | 0 | 0 | 0 | 0 | 0 | 0 | 0 | 0 | L | 14-27 | |
| 2023 TOTALS | | 12-8 | 53 | 33 | 20 | 3 | 34 | 2 | 13 | 3 | 1 | 14 | 14 | 0 | 5 | 2 | 0 | 0 | 0 | 0 | 0 | 0 | 0 | 0 | 0 | 0 | 0 | 8-9 | |

2024 GAME-BY-GAME REGULAR-SEASON STATISTICS (BRONCOS)

| DATE | OPPONENT | P/S | TACKLES | | | | | | | INTERCEPTIONS | | | | O. FUMB | | | | ST | | | | MISC | | | SCORE | | | |
|--------------------|---------------|--------------|-----------|-----------|-----------|----------|-----------|----------|-----------|------------------|----------|----------|----------|----------|----------|----------|----------|----------|----------|----------|----------|----------|----------|----------|----------|----------|------------|-------|
| | | | TK | S | A | SK | YDS | TFL | YDS | QBH | NO | YDS | LG | TD | PD | FF | FR | TD | YDS | TK | S | A | FF | FR | | S | A | W/L |
| 09/08 | at Seahawks | S | 4 | 3 | 1 | 0 | 0 | 1 | 2 | 0 | 0 | 0 | 0 | 0 | 0 | 0 | 0 | 0 | 0 | 0 | 0 | 0 | 0 | 0 | 0 | 0 | L | 20-26 |
| 09/15 | Steelers | S | 2 | 1 | 1 | 0 | 0 | 0 | 0 | 0 | 0 | 0 | 0 | 1 | 0 | 0 | 0 | 0 | 0 | 0 | 0 | 0 | 0 | 0 | 0 | 0 | L | 6-13 |
| 09/22 | at Buccaneers | S | 5 | 5 | 0 | 0 | 0 | 0 | 0 | 0 | 0 | 0 | 0 | 0 | 0 | 0 | 0 | 0 | 0 | 0 | 0 | 0 | 0 | 0 | 0 | 0 | W | 26-7 |
| 09/29 | at Jets | S | 9 | 7 | 2 | 1 | 10 | 1 | 10 | 1 | 0 | 0 | 0 | 0 | 0 | 0 | 0 | 0 | 1 | 1 | 0 | 0 | 0 | 0 | 0 | 0 | W | 10-9 |
| 10/06 | Raiders | S | 4 | 2 | 2 | 0 | 0 | 0 | 0 | 0 | 0 | 0 | 0 | 1 | 0 | 0 | 0 | 0 | 0 | 0 | 0 | 0 | 0 | 0 | 0 | 0 | W | 34-18 |
| 10/13 | Chargers | S | 7 | 5 | 2 | 0 | 0 | 0 | 0 | 0 | 0 | 0 | 0 | 0 | 0 | 0 | 0 | 0 | 0 | 0 | 0 | 0 | 0 | 0 | 0 | 0 | L | 16-23 |
| 10/17 | at Saints | S | 5 | 2 | 3 | 0 | 0 | 1 | 4 | 0 | 0 | 0 | 0 | 0 | 0 | 0 | 0 | 0 | 0 | 0 | 0 | 0 | 0 | 0 | 0 | 0 | W | 33-10 |
| 10/27 | Panthers | | | | | | | | | ON INACTIVE LIST | | | | | | | | | | | | | | | | | W | 28-14 |
| 11/03 | at Ravens | | | | | | | | | ON INACTIVE LIST | | | | | | | | | | | | | | | | | L | 10-41 |
| 11/10 | at Chiefs | S | 7 | 4 | 3 | 0 | 0 | 0 | 0 | 0 | 0 | 0 | 0 | 0 | 0 | 0 | 0 | 0 | 0 | 0 | 0 | 0 | 0 | 0 | 0 | 0 | L | 14-16 |
| 11/17 | Falcons | S | 1 | 0 | 1 | 0 | 0 | 0 | 0 | 0 | 0 | 0 | 0 | 0 | 0 | 0 | 0 | 0 | 0 | 0 | 0 | 0 | 0 | 0 | 0 | 0 | W | 38-6 |
| 11/24 | at Raiders | S | 6 | 5 | 1 | 0 | 0 | 0 | 0 | 0 | 0 | 0 | 0 | 0 | 0 | 0 | 0 | 0 | 0 | 0 | 0 | 0 | 0 | 0 | 0 | 0 | W | 29-19 |
| 12/02 | Browns | S | 6 | 5 | 1 | 0 | 0 | 0 | 0 | 0 | 0 | 0 | 0 | 0 | 0 | 0 | 0 | 0 | 0 | 0 | 0 | 0 | 0 | 0 | 0 | 0 | W | 41-32 |
| 12/15 | Colts | S | 2 | 2 | 0 | 0 | 0 | 0 | 0 | 0 | 0 | 0 | 0 | 0 | 1 | 0 | 0 | 0 | 0 | 0 | 0 | 0 | 0 | 0 | 0 | 0 | W | 31-13 |
| 2024 TOTALS | | 12-12 | 58 | 41 | 17 | 1 | 10 | 3 | 16 | 1 | 0 | 0 | 0 | 2 | 1 | 0 | 0 | 0 | 1 | 1 | 0 | 0 | 0 | 0 | 0 | 0 | 9-5 | |





3 K



WIL LUTZ

HEIGHT/WEIGHT: 5-11 / 184

BIRTHDAY: Jul. 7, 1994

NFL EXPERIENCE: 9th YR

GP/GS: 128/0

COLLEGE: Georgia State

BORN: Newnan, Ga.

BRONCOS EXPERIENCE: 2nd YR

ACQUIRED: T (N.O.)-'23

AT A GLANCE

- A ninth-year player and Pro Bowl kicker who has appeared in 128 games with New Orleans (2016-22) and Denver (2023-24), connecting on 222-of-259 (85.7%) field goals and 350-of-359 (97.5%) extra points for 1,016 points.
- Has also appeared in seven postseason games with the Saints, making 11-of-15 (73.3%) field goals and 18-of-18 (100.0%) PATs.
- Totaled the second-most points among active kickers since 2016 with 1,016 while also recording the second-highest extra point percentage (97.5%), the second-most extra points made (350) and tied for sixth-most field goals made (222) in that span.
- Became the fifth-fastest player at the time to reach 1,000 career points (127 games), behind K Justin Tucker, K Stephen Gostkowski, K Mason Crosby and K Mike Vanderjagt.
- Tied for the eighth-fastest player in NFL history to reach 200 career field goals made (116 games).
- In his first season with Denver, hit on 30-of-34 field goals (88.2%) and 29-of-31 PATs (93.5%) for 119 points in 2023.
- Made 23-of-28 (.821) of his field goals while knocking in 57-of-58 (.983) PATs for 126 points in the regular season during the 2020 season.
- Was named to the Pro Bowl after going 32-of-36 (.889) field goals in the regular season in 2019 while also making 48-of-49 (.980) extra points for a career-high 144 points.
- In 2018, recorded a career-high .933 field goal percentage after making 28-of-30 field goals as well as hitting on 52-of-53 (.981) PATs for 136 points in the regular season while making 5-of-6 (.833) field goals and all four extra points in the playoffs.
- Was 31-of-36 (.861) on field goals and 47-of-50 (.940) on PATs during the 2017 regular season and went 2-of-3 (.667) on field goals and hit all seven PATs in the postseason.
- Nailed 49-of-50 (.980) of his PATs and 28-of-34 (.824) of his field goals during his rookie campaign in 2016 for 133 points.
- Played his collegiate football at Georgia State, where he left as the program's all-time leader in field goals (31), extra points (120) and points scored (213) in 47 games.
- Entered the NFL as a college free agent with the Baltimore Ravens on May 6, 2016.
- Traded to the Broncos by New Orleans on August 29, 2023.

LUTZ'S TROPHY CASE

Pro Bowl (1)

2019

2024: Lutz went a perfect 3-of-3 on field goal attempts and 1-of-1 on point after tries in the season opener at Sea. (9/8)... Reached 200 career field goals made in the home opener vs. Pit. (9/15), going 2-of-2 on his tries... Tied for the eighth fastest player in NFL history to reach that milestone (116 games)... Went a perfect 4-of-4 on field goal tries and 2-of-2 on PATs in the Week 3 win at T.B. (9/22)... Went 2-of-2 on field goals and 4-of-4 on PATs in the win vs. L.V. (10/6)... Made all four of his field goal attempts and three PATs tries in the Thursday Night Football win at N.O. (10/17)... Went 5-of-5 on field goals and 2-of-2 on PATs in the win at L.V. (11/24) posting a season-high of 17 points... Went 2-of-2 on field goals and 5-of-5 on PATs for 11 total points vs Cle. in the Monday Night Football win (12/2). Lutz became the fifth-fastest player to reach 1,000 career points...

2023: Lutz hit on 30-of-34 field goals (.882) and 29-of-31 PATs (.935) for 119 points in his first season with Denver... His 119 points scored were the most by a Bronco's kicker in a season since K Brandon McManus (119) in 2016... Made his Broncos debut vs. L.V. (9/10), where he was 1-of-2 on field goals and 1-of-2 on PATs... Hit all five kicks, going 2-of-2 on field goals and 3-of-3 on PATs, vs. Was. (9/17)... Made both of his field goal attempts (25, 31) and PATs at Mia. (9/24) to eclipse the 800 career point mark in his 100th game... Became just the fourth kicker all time to reach 800 career points in his first 100 games, joining K Justin Tucker, K Stephen Gostkowski and K Mason Crosby... Was 4-of-4 on PATs and nailed a game-winning 51-yard kick with 1:46 remaining in the 21-point comeback win at Chi. (10/1)... Tied his career high of four field goals made in one game after going 4-of-4 in the 19-17 win vs. G.B. (10/22), including a 52-yarder to give the Broncos the lead with 3:50





remaining... Tied his previous career-high with four field goals made, including his 10th career game-winning field goal, at Buf. (11/13)... Set a new career-high five field goals made in a game after going 5-of-5 and tying a career high 15 points in the win vs. Min. (11/19)... Was named AFC Special Teams Player for the month of November after going a perfect 11-of-11 on field goal attempts in the month... His 11 makes were tied for the most by a Broncos kicker in a three-game span in franchise history... Tied for the fifth-fastest kicker in team history (13 games) to reach 100 points in a season after making one field goal and three extra points at LAC (12/10)... Went 3-of-4 on field goals vs. LAC (12/31).

2022: Lutz went 23-of-31 (.742) on field goals while making all 33 PATs for 102 points with the Saints... Hit two field goal attempts—including the 51-yard game-winner—and went 1-of-1 on PATs at Atl. (9/11)... Hit both PATs and also made a career-long 60-yard field goal near the end of regulation to tie the game vs. Min. (10/2)... Made a 56-yard field goal and nailed all four extra points vs. Sea. (10/9), surpassing 700 career points... Went 4-of-4 on field goals—tying a career high—and 2-of-2 on extra points vs. Cin. (10/16)... Recorded his 16th game with three or more field goals after hitting all three attempts at T.B. (12/5)... Moved into second place in Saints history in scoring after making a 23-yard field goal and hitting on both PATs at Cle. (12/24)... Made two field goals—including a 54-yard attempt—and hit on both extra points at Phi. (1/1).

2021: Lutz missed the entire season after being placed on injured reserve (core muscle) on Sept. 6.

2020: Lutz made 23-of-28 (.821) of his field goals while knocking in 57-of-58 (.983) PATs for 126 points in the regular season... Also went 2-of-3 (.667) on field goal attempts and 5-of-5 on PATs in the postseason... Made three field goals (45, 35, 34) and passed former Saints K Doug Brien for the third-most field goals in New Orleans team history vs. G.B. (9/27)... Was named NFC Special Teams Player of the Week for Week 5 at making all three field goal attempts—including a 53-yard field goal and 36-yard kick in overtime—while hitting on all three PATs vs. LAC (10/12)... Converted on two field goal attempts and made a 43-yarder in the fourth quarter to give the Saints the 27-24 lead vs. Car. (10/25)... Made a game-winning 35-yard field goal in overtime and also hit on 4-of-5 field goal attempts at Chi. (11/1)... Made all three PAT attempts in the NFC Wild Card Game vs. Chi. (1/10)... Went 2-of-2 on field goals (23, 42) and made both of his extra point attempts in the NFC Divisional Round vs. T.B. (1/17).

2019: Lutz was named to the Pro Bowl after going 32-of-36 (.889) field goals in the regular season in 2019 while also making 48-of-49 (.980) extra points for a career-high 144 points... Ranked second in the league in scoring (144), PATs (48) and touchbacks (74) while making the third most field goals (32)... Also made 2-of-3 (.667) field goals in the postseason while making both PAT attempts... Earned NFC Special Teams Player of the Week honors in Week 1 after making 2-of-3 field goals—including a 58-yard game-winner on the final play of the game—and also converted all three PAT attempts vs. Hou. (9/9)... Hit on all three field goal attempts vs. LAR (9/15)... Scored every point for the Saints in a 12-10 win vs. Dal. (9/29), converting on all four field goal chances... At Chi. (10/20), set an NFL record for consecutive field goals made (35), surpassing Rian Lindell... Made all three field goal opportunities vs. Atl. (11/10)... Made a 33-yard game-winning field goal—and made another kick—while converting all four PATs to surpass 500 career points vs. Car. (11/24)... Went 4-of-4 on field goal attempts and hit two PATs at Atl. (11/28)... Set the Saints' single-season record for field goals (32) at Ten. (12/22)... Converted 2-of-3 field goals—including a 49-yarder to send the game to overtime— in the NFC Divisional Round vs. Min. (1/5).

2018: Lutz recorded a career-high .933 field goal percentage after making 28-of-30 field goals as well as hitting on 52-of-53 (.981) PATs for 136 points in the regular season while making 5-of-6 (.833) field goals and all four extra points in the playoffs... Finished with the second-most points (134) and PATs (52) while placing third in field goal percentage (.933)... Was named NFC Special Teams Player of the Month for the month of September after converting on 10-of-11 field goals... Drilled a 44-yard game-winning field goal vs. Cle. (9/16)... Went 3-of-3 on field goals and 4-of-4 on PATs at Atl. (9/23)... Made all four field goal attempts in the second quarter and hit all three PATs at NYG (9/30)... Went 3-of-3 on field goals and nailed all three extra point chances at Min. (10/28)... Made a special-teams tackle and converted all three of his field goals and all six of his PAT chances at Cin. (11/11)... Became the first Saints kicker since 2004 to record at least 100 points in three straight seasons after making two field goals and six PATs vs. Phi. (11/18)... Had the second longest streak of consecutive games with at least one field goal (36 games), which ended vs. Car. (12/30)... Made 2-of-3 field goals and hit on both extra points vs. Phi. (1/13) in the NFC Divisional Round... Connected on all three field goal attempts and both PAT tries in the NFC Championship Game vs. LAR (1/20).

2017: Lutz was 31-of-36 (.861) on field goals and 47-of-50 (.940) on PATs during the regular season while making 2-of-3 (.667) field goals and all seven PATs in the postseason... Made all four field goal attempts at Min. (9/11)... Hit a game-winning field goal of 28 yards in overtime and hit on all four field goal attempts vs. Was. (11/19)... Reached 100 points for the second consecutive year after making two field goals at LAR (11/26)... Went 4-of-4 in field goals vs. Atl. (12/24)... Drilled a Saints postseason franchise record 57-yard field goal in the NFC Wild Card Game vs. Car. (1/7)... Made a 43-yard field goal in the NFC Divisional Round at Min. (1/14).

2016: Lutz nailed 49-of-50 (.980) of his PATs and 28-of-34 (.824) of his field goals during his rookie campaign in 2016 for 133 points... Was selected to the NFL All-Rookie team by the PFWA and NFL.com... Originally signed by Baltimore as a college free agent before signing with the Saints... Nailed a 57-yard field goal vs. Atl. (9/26), the longest by a Saints rookie at the time... Made 2-of-3 field goals—including a 52-yard game-winning kick— vs. Car. (10/16) to earn NFC Special Teams Player of the Week honors... Was named NFC Special Teams Player of the Week in Week 8 vs. Sea. (10/30) after nailing all four field goal attempts... Hit on three field goals and two PATs vs. T.B. (12/24).

COLLEGE: Lutz played his collegiate football at Georgia State, where he left as the program's all-time leader in field goals (31), extra points (120) and points scored (213) in 47 games... Finished his career 31-of-46 (.674) on field goal attempts and 120-of-122 (.984) on PATs while also punting 92 times for an average of 42.8 yards... Earned second-team All-Sun Belt Conference honors in 2015 as a punter after averaging 44.3 yards on 65 punts... Also made 12-of-19 field goals (.632) and 42-of-43 (.977) on PATs for 78 points... As a junior in 2014, hit on 7-of-8 (.875) on his field goal attempts and all 35 of his extra points tries... Posted 49 total points in 2013 after nailing 8-of-12 (.667) field goals and 25-of-26 (.962) PATs.

PERSONAL: Lutz attended Northgate High School in Newnan, Ga., where he was a two-time all-county kicker by the Newman Times-Herald... Hit 9-of-11 field goals during his junior season, including a long of 43 yards and one game-winner... Made 5-





of-8 tries as a senior, helping Northgate to an 11-1 record and region title... Also participated in soccer, where he was named all-county... Wil Lutz was born on July 7, 1994 in Newnan, Ga.

LUTZ'S GAME-WINNING KICKS (10)

| Date | Opp. | Down/Tied | Distance | Time Left | Drive/T.O.P |
|----------|-------------------|-------------|----------|-----------|-------------|
| 10/6/16 | vs. Carolina | 38-38-, 4th | 52 yards | 0:11, 4th | 11-41/2:47 |
| 11/19/17 | vs. Washington | 31-31, OT | 28 yards | 7:25, OT | 3-51/1:29 |
| 9/16/18 | vs. Cleveland | 18-18, 4th | 44 yards | 0:21, 4th | 6-49/0:55 |
| 9/9/19 | vs. Houston | 27-28, 4th | 58 yards | 0:00, 4th | 6-35/0:37 |
| 11/24/19 | vs. Carolina | 31-31, 4th | 33 yards | 0:00, 4th | 11-65/1:56 |
| 10/12/20 | vs. L.A. Chargers | 27-27, OT | 36 yards | 10:08 OT | 9-48/4:25 |
| 11/1/20 | at Chicago | 23-23, OT | 35 yards | 6:36, OT | 7-52/2:12 |
| 9/11/22 | at Atlanta | 24-26, 4th | 51 yards | 0:19, 4th | 5-47/0:29 |
| 10/1/23 | at Chicago | 28-28 4th | 51 yards | 1:46, 4th | 5-48/1:06 |
| 11/13/23 | at Buffalo | 21-22, 4th | 36 yards | 0:04, 4th | 10-57/1:55 |

Transactions

Signed by Baltimore as a college free agent 5/6/16; Waived by Baltimore 8/30/16; Signed by New Orleans 9/6/16; Re-signed by New Orleans 3/13/19; Traded to Denver 8/29/23; Re-signed by Denver 3/12/24.

REGULAR SEASON COMPARISON: KICKING - LOS ANGELES CHARGERS

| DATE | OPP | W/L | GP/GS | FGM | FGA | PCT | LONG | XPM | XPA | PTS | 1-19 | 20-29 | 30-39 | 40-49 | 50+ | KO | TB | |
|---------------|-----------|-----|------------|------------|----------|----------|--------------|-----------|-----------|-----------|-----------|------------|------------|------------|------------|------------|-----------|-----------|
| 10/2/16 | NO @ SD | L | P | 0 | 0 | 0% | 0 | 5 | 5 | 5 | 0-0 | 0-0 | 0-0 | 0-0 | 0-0 | 6 | 4 | |
| 10/12/20 | LAC @ NO | L | P | 3 | 3 | 100% | 53 | 3 | 3 | 12 | 0-0 | 0-0 | 0-0 | 0-0 | 1-1 | 7 | 3 | |
| 12/10/23 | DEN @ LAC | L | P | 1 | 1 | 100% | 23 | 3 | 3 | 6 | 0-0 | 1-1 | 0-0 | 0-0 | 0-0 | 5 | 3 | |
| 12/31/23 | LAC @ DEN | L | P | 3 | 4 | 75% | 43 | 1 | 1 | 10 | 0-0 | 1-1 | 0-0 | 0-0 | 0-0 | 5 | 5 | |
| 10/13/24 | LAC @ DEN | L | P | 1 | 1 | 100% | 40 | 1 | 1 | 4 | 0-0 | 0-0 | 0-0 | 1-1 | 0-0 | 4 | 3 | |
| TOTALS | | | 0/5 | 5/0 | 8 | 9 | 88.9% | 53 | 13 | 13 | 37 | 0-0 | 2-2 | 0-0 | 1-1 | 1-1 | 27 | 18 |





Wil Lutz's NFL Regular Season Kicking Statistics

| DATE | TEAM | GP | FGM | FGA | PCT. | LG | XP | XPA | PCT. | BLK | PTS |
|-------------------|---------|------------|------------|------------|-------------|-----------|------------|------------|-------------|----------|--------------|
| 2016 | Saints | 16 | 28 | 34 | 82.4 | 57 | 49 | 50 | 98.0 | 2 | 133 |
| 2017 | Saints | 16 | 31 | 36 | 86.1 | 53 | 47 | 50 | 94.0 | 0 | 140 |
| 2018 | Saints | 16 | 28 | 30 | 93.3 | 54 | 52 | 53 | 98.1 | 1 | 136 |
| 2019 | Saints | 16 | 32 | 36 | 88.9 | 58 | 48 | 49 | 98.0 | 0 | 144 |
| 2020 | Saints | 16 | 23 | 28 | 82.1 | 53 | 57 | 58 | 98.3 | 0 | 126 |
| 2021 | Saints | 0 | 0 | 0 | 0.0 | 0 | 0 | 0 | 0.0 | 0 | 0 |
| 2022 | Saints | 17 | 23 | 31 | 74.2 | 60 | 33 | 33 | 100.0 | 2 | 102 |
| 2023 | Broncos | 17 | 30 | 34 | 88.2 | 52 | 29 | 31 | 93.5 | 1 | 119 |
| 2024 | Broncos | 14 | 27 | 30 | 90.0 | 54 | 35 | 35 | 100.0 | 1 | 116 |
| NFL TOTALS | | 128 | 222 | 259 | 85.7 | 60 | 350 | 359 | 97.5 | 7 | 1,016 |

Wil Lutz's NFL Postseason Kicking Statistics

| DATE | TEAM | GP | FGM | FGA | PCT. | LG | XP | XPA | PCT. | BLK | PTS |
|-------------------|--------|----------|-----------|-----------|-------------|-----------|-----------|-----------|--------------|----------|-----------|
| 2017 | Saints | 2 | 2 | 3 | 66.7 | 57 | 7 | 7 | 100.0 | 0 | 13 |
| 2018 | Saints | 2 | 5 | 6 | 83.3 | 45 | 4 | 4 | 100.0 | 0 | 19 |
| 2019 | Saints | 1 | 2 | 3 | 66.7 | 49 | 2 | 2 | 100.0 | 0 | 8 |
| 2020 | Saints | 2 | 2 | 3 | 66.7 | 42 | 5 | 5 | 100.0 | 0 | 11 |
| NFL TOTALS | | 7 | 11 | 15 | 73.3 | 57 | 18 | 18 | 100.0 | 0 | 51 |

Wil Lutz's NFL Regular Season FIELD-GOAL ACCURACY Statistics

| DATE | TEAM | 1-19 | PCT. | 20-29 | PCT. | 30-39 | PCT. | 40-49 | PCT. | 50+ | PCT. |
|-------------------|---------|------------|--------------|--------------|-------------|--------------|-------------|--------------|-------------|--------------|-------------|
| 2016 | Saints | 1-1 | 100.0 | 7-7 | 100.0 | 9-11 | 81.8 | 8-8 | 100.0 | 3-7 | 42.9 |
| 2017 | Saints | 0-0 | 0.0 | 10-10 | 100.0 | 4-5 | 80.0 | 13-16 | 81.3 | 4-5 | 80.0 |
| 2018 | Saints | 1-1 | 100.0 | 5-5 | 100.0 | 9-9 | 100.0 | 11-12 | 91.7 | 2-3 | 66.7 |
| 2019 | Saints | 1-1 | 100.0 | 9-9 | 100.0 | 6-6 | 100.0 | 13-15 | 86.7 | 3-5 | 60.0 |
| 2020 | Saints | 0-0 | 0.0 | 5-6 | 83.3 | 10-10 | 100.0 | 7-9 | 77.8 | 1-3 | 33.3 |
| 2021 | Saints | 0-0 | 0.0 | 0-0 | 0.0 | 0-0 | 0.0 | 0-0 | 0.0 | 0-0 | 0.0 |
| 2022 | Saints | 0-0 | 0.0 | 6-6 | 100.0 | 9-11 | 81.8 | 4-8 | 50.0 | 4-6 | 66.7 |
| 2023 | Broncos | 0-0 | 0.0 | 11-11 | 100.0 | 12-13 | 92.3 | 4-5 | 80.0 | 3-5 | 60.0 |
| 2024 | Broncos | 0-0 | 0.0 | 2-2 | 100.0 | 11-12 | 91.7 | 10-10 | 100.0 | 4-6 | 66.7 |
| NFL TOTALS | | 3-3 | 100.0 | 55-56 | 98.2 | 70-77 | 90.9 | 70-83 | 84.3 | 24-40 | 60.0 |

Wil Lutz's NFL Postseason FIELD-GOAL ACCURACY Statistics

| DATE | TEAM | 1-19 | PCT. | 20-29 | PCT. | 30-39 | PCT. | 40-49 | PCT. | 50+ | PCT. |
|-------------------|--------|------------|------------|------------|--------------|------------|--------------|------------|-------------|------------|-------------|
| 2017 | Saints | 0-0 | 0.0 | 0-0 | 0.0 | 0-0 | 0.0 | 1-1 | 100.0 | 1-2 | 50.0 |
| 2018 | Saints | 0-0 | 0.0 | 1-1 | 100.0 | 3-3 | 100.0 | 1-1 | 100.0 | 0-1 | 0.0 |
| 2019 | Saints | 0-0 | 0.0 | 1-1 | 100.0 | 0-0 | 0.0 | 1-2 | 50.0 | 0-0 | 0.0 |
| 2020 | Saints | 0-0 | 0.0 | 1-1 | 100.0 | 0-0 | 0.0 | 1-1 | 100.0 | 0-1 | 0.0 |
| NFL TOTALS | | 0-0 | 0.0 | 3-3 | 100.0 | 3-3 | 100.0 | 4-5 | 80.0 | 1-4 | 25.0 |





SINGLE-GAME HIGHS: KICKER

| | |
|--|---|
| <p>Field Goals Made 5 at Las Vegas Raiders, Nov 24, 2024 5 vs. Minnesota Vikings, Nov 19, 2023 4 at New Orleans Saints, Oct 17, 2024 4 at Tampa Bay Buccaneers, Sep 22, 2024 ...10 more at 4.</p> <p>Field Goal Attempts 5 at Las Vegas Raiders, Nov 24, 2024 5 vs. Minnesota Vikings, Nov 19, 2023 5 at Chicago Bears, Nov 01, 2020 4 at New Orleans Saints, Oct 17, 2024 ...14 more at 4.</p> <p>Longest Field Goals Made 60 vs. Minnesota Vikings, Oct 02, 2022 58 vs. Houston Texans, Sep 09, 2019 57 vs. Atlanta Falcons, Sep 26, 2016 56 vs. Seattle Seahawks, Oct 09, 2022 55 vs. San Francisco 49ers, Dec 08, 2019</p> <p>Longest Field Goal Attempts 61 vs. Minnesota Vikings, Oct 02, 2022 61 vs. Oakland Raiders, Sep 11, 2016 60 at Kansas City Chiefs, Nov 10, 2024 60 vs. Minnesota Vikings, Oct 02, 2022 58 vs. Houston Texans, Sep 09, 2019</p> <p>PATs Made 7 vs. Minnesota Vikings, Dec 25, 2020 7 vs. Detroit Lions, Oct 15, 2017 7 vs. Los Angeles Rams, Nov 27, 2016 6 at Carolina Panthers, Dec 29, 2019 ...4 more at 6.</p> <p>PAT Attempts 7 vs. Minnesota Vikings, Dec 25, 2020 7 vs. Detroit Lions, Oct 15, 2017 7 vs. Los Angeles Rams, Nov 27, 2016 6 at Carolina Panthers, Dec 29, 2019 ...5 more at 6.</p> | <p>Points 17 at Las Vegas Raiders, Nov 24, 2024 15 at New Orleans Saints, Oct 17, 2024 15 vs. Minnesota Vikings, Nov 19, 2023 15 at Cincinnati Bengals, Nov 11, 2018 ...1 more at 15.</p> <p>Special Teams Tackles 1 vs. Atlanta Falcons, Nov 22, 2018 1 vs. Philadelphia Eagles, Nov 18, 2018 1 at Cincinnati Bengals, Nov 11, 2018 ...4 more at 1.</p> <p>Kickoff Average 67.2 vs. New York Jets, Dec 17, 2017 67.2 at Green Bay Packers, Oct 22, 2017 66.6 at Los Angeles Chargers, Dec 10, 2023 66.3 vs. Seattle Seahawks, Oct 30, 2016 66.2 at San Diego Chargers, Oct 02, 2016</p> <p>Extra Point Attempt Percentage 100.0 vs. Cleveland Browns, Dec 02, 2024 100.0 vs. Atlanta Falcons, Nov 17, 2024 100.0 vs. Minnesota Vikings, Dec 25, 2020 ...13 more at 100.0.</p> <p>Field Goal Percentage 100.0 at Las Vegas Raiders, Nov 24, 2024 100.0 at New Orleans Saints, Oct 17, 2024 100.0 at Tampa Bay Buccaneers, Sep 22, 2024 ...10 more at 100.0.</p> <p>Touchbacks 9 vs. Minnesota Vikings, Dec 25, 2020 8 vs. San Francisco 49ers, Dec 08, 2019 7 vs. Cleveland Browns, Dec 02, 2024 7 at Las Vegas Raiders, Nov 24, 2024 7 vs. Atlanta Falcons, Nov 17, 2024 ...1 more at 7.</p> |
|--|---|

SINGLE-GAME HIGHS - POSTSEASON: KICKER

| | |
|---|---|
| <p>Field Goals Made 3 vs. Los Angeles Rams, Jan 20, 2019 2 vs. Tampa Bay Buccaneers, Jan 17, 2021 2 vs. Minnesota Vikings, Jan 05, 2020 2 vs. Philadelphia Eagles, Jan 13, 2019 1 at Minnesota Vikings, Jan 14, 2018 ...1 more at 1.</p> <p>Field Goal Attempts 3 vs. Minnesota Vikings, Jan 05, 2020 3 vs. Los Angeles Rams, Jan 20, 2019 3 vs. Philadelphia Eagles, Jan 13, 2019 2 vs. Tampa Bay Buccaneers, Jan 17, 2021 ...1 more at 2.</p> <p>Longest Field Goals Made 57 vs. Carolina Panthers, Jan 07, 2018 49 vs. Minnesota Vikings, Jan 05, 2020 45 vs. Philadelphia Eagles, Jan 13, 2019 43 at Minnesota Vikings, Jan 14, 2018 42 vs. Tampa Bay Buccaneers, Jan 17, 2021</p> <p>Longest Field Goal Attempts 58 at Minnesota Vikings, Jan 14, 2018 57 vs. Carolina Panthers, Jan 07, 2018 52 vs. Philadelphia Eagles, Jan 13, 2019 50 vs. Chicago Bears, Jan 10, 2021 49 vs. Minnesota Vikings, Jan 05, 2020</p> <p>PATs Made 4 vs. Carolina Panthers, Jan 07, 2018 3 vs. Chicago Bears, Jan 10, 2021 3 at Minnesota Vikings, Jan 14, 2018 2 vs. Tampa Bay Buccaneers, Jan 17, 2021 2 vs. Minnesota Vikings, Jan 05, 2020 ...2 more at 2.</p> | <p>PAT Attempts 4 vs. Carolina Panthers, Jan 07, 2018 3 vs. Chicago Bears, Jan 10, 2021 3 at Minnesota Vikings, Jan 14, 2018 2 vs. Tampa Bay Buccaneers, Jan 17, 2021 2 vs. Minnesota Vikings, Jan 05, 2020 ...2 more at 2.</p> <p>Points 11 vs. Los Angeles Rams, Jan 20, 2019 8 vs. Tampa Bay Buccaneers, Jan 17, 2021 8 vs. Minnesota Vikings, Jan 05, 2020 8 vs. Philadelphia Eagles, Jan 13, 2019 7 vs. Carolina Panthers, Jan 07, 2018</p> <p>Kickoff Average 65.0 vs. Tampa Bay Buccaneers, Jan 17, 2021 65.0 at Minnesota Vikings, Jan 14, 2018 65.0 vs. Carolina Panthers, Jan 07, 2018 64.6 vs. Philadelphia Eagles, Jan 13, 2019 64.5 vs. Los Angeles Rams, Jan 20, 2019</p> <p>Touchbacks 6 vs. Carolina Panthers, Jan 07, 2018 5 vs. Tampa Bay Buccaneers, Jan 17, 2021 5 vs. Minnesota Vikings, Jan 05, 2020 5 vs. Los Angeles Rams, Jan 20, 2019 ...1 more at 5.</p> |
|---|---|





2023 GAME-BY-GAME REGULAR-SEASON STATISTICS (BRONCOS)

| DATE | OPPONENT | | FIELD GOALS | | | | EXTRA POINTS | | | | | W/L | SCORE |
|--------------------|-------------|---|-------------|-----------|-------------|-----------|--------------|-----------|-------------|----------|------------|------------|-------|
| | | | FGM | FGA | PCT | LG | XP | XPA | PCT | BLK | PTS | | |
| 09/10 | Raiders | P | 1 | 2 | 50.0 | 24 | 1 | 2 | 50.0 | 0 | 4 | L | 16-17 |
| 09/17 | Commanders | P | 2 | 2 | 100.0 | 32 | 3 | 3 | 100.0 | 0 | 9 | L | 33-35 |
| 09/24 | at Dolphins | P | 2 | 2 | 100.0 | 31 | 2 | 2 | 100.0 | 0 | 8 | L | 20-70 |
| 10/01 | at Bears | P | 1 | 1 | 100.0 | 51 | 4 | 4 | 100.0 | 0 | 7 | W | 31-28 |
| 10/08 | Jets | P | 2 | 2 | 100.0 | 23 | 1 | 1 | 100.0 | 0 | 7 | L | 21-31 |
| 10/12 | at Chiefs | P | 0 | 0 | 0.0 | 0 | 0 | 0 | 0.0 | 0 | 0 | L | 8-19 |
| 10/22 | Packers | P | 4 | 4 | 100.0 | 52 | 1 | 1 | 100.0 | 0 | 13 | W | 19-17 |
| 10/29 | Chiefs | P | 1 | 2 | 50.0 | 28 | 3 | 3 | 100.0 | 0 | 6 | W | 24-9 |
| 11/13 | at Bills | P | 4 | 4 | 100.0 | 49 | 0 | 1 | 0.0 | 0 | 12 | W | 24-22 |
| 11/19 | Vikings | P | 5 | 5 | 100.0 | 52 | 0 | 0 | 0.0 | 0 | 15 | W | 21-20 |
| 11/26 | Browns | P | 2 | 2 | 100.0 | 34 | 3 | 3 | 100.0 | 0 | 9 | W | 29-12 |
| 12/03 | at Texans | P | 1 | 1 | 100.0 | 34 | 2 | 2 | 100.0 | 0 | 5 | L | 17-22 |
| 12/10 | at Chargers | P | 1 | 1 | 100.0 | 23 | 3 | 3 | 100.0 | 0 | 6 | W | 24-7 |
| 12/16 | at Lions | P | 1 | 1 | 100.0 | 23 | 2 | 2 | 100.0 | 0 | 5 | L | 17-42 |
| 12/24 | Patriots | P | 0 | 1 | 0.0 | 0 | 1 | 1 | 100.0 | 0 | 1 | L | 23-26 |
| 12/31 | Chargers | P | 3 | 4 | 75.0 | 43 | 1 | 1 | 100.0 | 0 | 10 | W | 16-9 |
| 01/07 | at Raiders | P | 0 | 0 | 0.0 | 0 | 2 | 2 | 100.0 | 0 | 2 | L | 14-27 |
| 2023 TOTALS | 17 | | 30 | 34 | 88.2 | 52 | 29 | 31 | 93.5 | 0 | 119 | 8-9 | |

2024 GAME-BY-GAME REGULAR-SEASON STATISTICS (BRONCOS)

| DATE | OPPONENT | | FIELD GOALS | | | | EXTRA POINTS | | | | | W/L | SCORE |
|--------------------|---------------|---|-------------|-----------|-------------|-----------|--------------|-----------|--------------|----------|------------|------------|-------|
| | | | FGM | FGA | PCT | LG | XP | XPA | PCT | BLK | PTS | | |
| 09/08 | at Seahawks | P | 3 | 3 | 100.0 | 45 | 1 | 1 | 100.0 | 0 | 10 | L | 20-26 |
| 09/15 | Steelers | P | 2 | 2 | 100.0 | 35 | 0 | 0 | 0.0 | 0 | 6 | L | 6-13 |
| 09/22 | at Buccaneers | P | 4 | 4 | 100.0 | 43 | 2 | 2 | 100.0 | 0 | 14 | W | 26-7 |
| 09/29 | at Jets | P | 1 | 2 | 50.0 | 47 | 1 | 1 | 100.0 | 0 | 4 | W | 10-9 |
| 10/06 | Raiders | P | 2 | 2 | 100.0 | 51 | 4 | 4 | 100.0 | 0 | 10 | W | 34-18 |
| 10/13 | Chargers | P | 1 | 1 | 100.0 | 40 | 1 | 1 | 100.0 | 0 | 4 | L | 16-23 |
| 10/17 | at Saints | P | 4 | 4 | 100.0 | 52 | 3 | 3 | 100.0 | 0 | 15 | W | 33-10 |
| 10/27 | Panthers | P | 0 | 0 | 0.0 | 0 | 4 | 4 | 100.0 | 0 | 4 | W | 28-14 |
| 11/03 | at Ravens | P | 1 | 1 | 100.0 | 37 | 1 | 1 | 100.0 | 0 | 4 | L | 10-41 |
| 11/10 | at Chiefs | P | 0 | 2 | 0.0 | 0 | 2 | 2 | 100.0 | 0 | 2 | L | 14-16 |
| 11/17 | Falcons | P | 1 | 1 | 100.0 | 45 | 5 | 5 | 100.0 | 0 | 8 | W | 38-6 |
| 11/24 | at Raiders | P | 5 | 5 | 100.0 | 54 | 2 | 2 | 100.0 | 0 | 17 | W | 29-19 |
| 12/02 | Browns | P | 2 | 2 | 100.0 | 36 | 5 | 5 | 100.0 | 0 | 11 | W | 41-32 |
| 12/15 | Colts | P | 1 | 1 | 100.0 | 44 | 4 | 4 | 100.0 | 0 | 7 | W | 31-13 |
| 2024 TOTALS | 14 | | 27 | 30 | 90.0 | 54 | 35 | 35 | 100.0 | 0 | 116 | 9-5 | |





2017 GAME-BY-GAME POSTSEASON STATISTICS (SAINTS)

| | | | FIELD GOALS | | | | EXTRA POINTS | | | | | | |
|--------------------|------------|----------|-------------|----------|-------------|-----------|--------------|----------|--------------|----------|-----------|------------|-------|
| DATE | OPPONENT | | FGM | FGA | PCT | LG | XP | XPA | PCT | BLK | PTS | W/L | SCORE |
| 01/07 | Panthers | P | 1 | 1 | 100.0 | 57 | 4 | 4 | 100.0 | 0 | 7 | W | 31-26 |
| 01/14 | at Vikings | P | 1 | 2 | 50.0 | 43 | 3 | 3 | 100.0 | 0 | 6 | L | 24-29 |
| 2017 TOTALS | | 2 | 2 | 3 | 66.7 | 57 | 7 | 7 | 100.0 | 0 | 13 | 1-1 | |

2018 GAME-BY-GAME POSTSEASON STATISTICS (SAINTS)

| | | | FIELD GOALS | | | | EXTRA POINTS | | | | | | |
|--------------------|----------|----------|-------------|----------|-------------|-----------|--------------|----------|--------------|----------|-----------|------------|------------|
| DATE | OPPONENT | | FGM | FGA | PCT | LG | XP | XPA | PCT | BLK | PTS | W/L | SCORE |
| 01/13 | Eagles | P | 2 | 3 | 66.7 | 45 | 2 | 2 | 100.0 | 0 | 8 | W | 20-14 |
| 01/20 | Rams | P | 3 | 3 | 100.0 | 37 | 2 | 2 | 100.0 | 0 | 11 | L | 23-26 + |
| 2018 TOTALS | | 2 | 5 | 6 | 83.3 | 45 | 4 | 4 | 100.0 | 0 | 19 | 1-1 | |

+ - Overtime

2019 GAME-BY-GAME POSTSEASON STATISTICS (SAINTS)


| | | | FIELD GOALS | | | | EXTRA POINTS | | | | | | |
|--------------------|----------|----------|-------------|----------|-------------|-----------|--------------|----------|--------------|----------|----------|------------|------------|
| DATE | OPPONENT | | FGM | FGA | PCT | LG | XP | XPA | PCT | BLK | PTS | W/L | SCORE |
| 01/05 | Vikings | P | 2 | 3 | 66.7 | 49 | 2 | 2 | 100.0 | 0 | 8 | L | 20-26 + |
| 2019 TOTALS | | 1 | 2 | 3 | 66.7 | 49 | 2 | 2 | 100.0 | 0 | 8 | 0-1 | |

+ - Overtime

2020 GAME-BY-GAME POSTSEASON STATISTICS (SAINTS)

| | | | FIELD GOALS | | | | EXTRA POINTS | | | | | | |
|--------------------|------------|----------|-------------|----------|-------------|-----------|--------------|----------|--------------|----------|-----------|------------|-------|
| DATE | OPPONENT | | FGM | FGA | PCT | LG | XP | XPA | PCT | BLK | PTS | W/L | SCORE |
| 01/10 | Bears | P | 0 | 1 | 0.0 | 0 | 3 | 3 | 100.0 | 0 | 3 | W | 21-9 |
| 01/17 | Buccaneers | P | 2 | 2 | 100.0 | 42 | 2 | 2 | 100.0 | 0 | 8 | L | 20-30 |
| 2020 TOTALS | | 2 | 2 | 3 | 66.7 | 42 | 5 | 5 | 100.0 | 0 | 11 | 1-1 | |





27 CB



DAMARRI MATHIS

HEIGHT/WEIGHT: 5-11 / 195

COLLEGE: Pittsburgh

BIRTHDAY: Apr. 12, 1999

BORN: Lakeland, Fla.

NFL EXPERIENCE: 3rd YR

BRONCOS EXPERIENCE: 3rd YR

GP/GS: 40/17

ACQUIRED: D4a-'22

AT A GLANCE

- A third-year cornerback who appeared in 40 games (17 starts) with the Broncos from 2022-24, posting 101 tackles (80 solo) and nine passes defended.
- Appeared in all 17 games (6 starts) in 2023, totaling 35 tackles (26 solo) and one pass defended.
- Became the Broncos second starting cornerback in Week 6 as a rookie in 2022, totaling 65 tackles (54 solo) and seven passes defended.
- Saw action in 49 career games (25 starts) over four seasons at the University of Pittsburgh (2017-19, '21), recording 87 tackles (66 solo), five interceptions (65 yds., 1 TD) and 19 passes defended during his collegiate career.
- Started all 13 games played in 2021, registering 44 tackles (32 solo), two interceptions (50 yds., 1 TD) and six passes defended.
- Did not see action in 2020 after suffering a season-ending injury in preseason.
- Opened 10-of-13 games played in 2019, collecting 23 tackles (19 solo), two interceptions (15 yds.) and 11 passes defended.
- Totaled 18 tackles (13 solo), one interception and one pass defended in 14 games (2 starts) played in 2018.
- Prepped at Lakeland (Fla.) Senior High School, where he compiled 73 tackles, five interceptions and 27 pass breakups during his varsity career.
- Selected by the Broncos in the fourth round (115th overall) of the 2022 NFL Draft.

2024: Mathis has appeared in seven games for Denver, recording one defensive tackle and one pass defended... Made his season debut and posted one assisted tackle and one pass defended at N.O. (10/17).

2023: Mathis appeared in all 17 games (6 starts), totaling 35 tackles (26 solo) and one pass defended... Made five solo tackles in the season opener vs. L.V. (9/10)... Produced six solo tackles, including one tackle for loss, vs. Was. (9/17)... Totaled five tackles (4 solo) at Mia. (9/24)... Recorded six tackles (5 solo) in the 21-point comeback win at Chi. (10/1)... Recorded his first pass defended of the season along with two tackles (1 solo) at K.C. (10/12).

2022: Mathis appeared in 16 games (11 starts) with the Broncos during his rookie season after being drafted in the fourth round (115th overall) of the 2022 NFL Draft, posting 65 tackles (54 solo) and seven passes defended... Made his NFL debut at Sea. (9/12)... Tallied five solo tackles and a pass defended vs. Hou. (9/18)... Had six solo tackles vs. Ind. (10/6)... Made six tackles (5 solo) and two passes defended in his first NFL start at LAC (10/17)... Had a pass defended and two tackles (1 solo) at Ten. (11/13)... Notched eight tackles (7 solo) and a pass defended vs. L.V. (11/20)... Made six tackles (5 solo) at Car. (11/27)... Totaled six solo tackles at Bal. (12/4)... Broke up a pass from Chiefs QB Patrick Mahomes and totaled five unassisted tackles vs. K.C. (12/11)... Tallied his seventh pass defended of the year and made three tackles (1 solo) vs. Ari. (12/18)... Made five tackles (3 solo) at LAR (12/25).

COLLEGE: Mathis appeared in 49 career games (25 starts) over four seasons (2017-19, '21) at the University of Pittsburgh... Named honorable mention All-ACC following his final collegiate campaign after starting all 13 games played for Pittsburgh, totaling 44 tackles (32 solo), two interceptions (50 yds., 1 TD) and six passes defended... Started 10-of-13 games played in 2019, recording 23 tackles (19 solo), two interceptions (15 yds.) and 11 passes defended.

PERSONAL: Mathis attended Lakeland (Fla.) Senior High School, where he was a three-year starter at cornerback... Compiled 73 tackles, five interceptions and 27 pass breakups during his varsity career... Totaled a 28-7 (.800) mark in his three seasons as a starter and helped the school reach the Florida Class 7A playoffs each season... Damarri Mathis was born on April 12, 1999, in Lakeland, Fla.

MOST TACKLES BY A BRONCOS ROOKIE CB IN A SINGLE SEASON

| Player | Year | Tackles |
|-----------------------|-------------|-----------|
| Domonique Foxworth | 2005 | 71 |
| Damarri Mathis | 2022 | 65 |
| Michael Ojemudia | 2020 | 62 |
| Pat Surtain II | 2021 | 58 |
| Perrish Cox | 2010 | 58 |





Transactions

Signed by Denver as a draft choice 6/23/22.

REGULAR SEASON COMPARISON: DEFENSIVE - LOS ANGELES CHARGERS

| DATE | OPP | W/L | GP/GS | TACKLES | | | | | | | | MISC | | | |
|---------------|-------------|------------|------------|----------|----------|----------|------------|------------|----------|----------|----------|----------|----------|----------|----------|
| | | | | TOT | SOLO | ASST | SACK | YDS. | INT | TFL | PD | QBH | TD | FF | FR |
| 10/17/22 | DEN @ LAC | L | S | 6 | 5 | 1 | 0.0 | 0.0 | 0 | 0 | 2 | 0 | 0 | 0 | 0 |
| 12/10/23 | DEN @ LAC | W | P | 0 | 0 | 0 | 0.0 | 0.0 | 0 | 0 | 0 | 0 | 0 | 0 | 0 |
| 12/31/23 | DEN vs. LAC | W | P | 0 | 0 | 0 | 0.0 | 0.0 | 0 | 0 | 0 | 0 | 0 | 0 | 0 |
| TOTALS | | 2/1 | 3/1 | 6 | 5 | 1 | 0.0 | 0.0 | 0 | 0 | 2 | 0 | 0 | 0 | 0 |

Damarri Mathis' NFL Regular Season Defensive Statistics

| DATE | TEAM | GP | GS | TACKLES | | | | | | | | INTERCEPTIONS | | | | | O. FUMB | | | | ST | | | MISC | | | | |
|-------------------|---------|-----------|-----------|------------|-----------|-----------|----------|----------|------------|------------|----------|---------------|----------|----------|----------|----------|----------|----------|----------|----------|----------|----------|----------|----------|----------|----------|----------|---|
| | | | | TK | S | A | TFL | YDS | SK | YDS | QBH | NO | YDS | LG | TD | PD | FF | FR | TD | YDS | TK | S | A | FF | FR | S | A | |
| 2022 | Broncos | 16 | 11 | 65 | 54 | 11 | 1 | 1 | 0.0 | 0.0 | 0 | 0 | 0 | 0 | 0 | 7 | 0 | 0 | 0 | 0 | 0 | 0 | 0 | 0 | 0 | 0 | 0 | 0 |
| 2023 | Broncos | 17 | 6 | 35 | 26 | 9 | 2 | 2 | 0.0 | 0.0 | 0 | 0 | 0 | 0 | 1 | 0 | 0 | 0 | 0 | 0 | 0 | 0 | 0 | 0 | 0 | 0 | 0 | |
| 2024 | Broncos | 7 | 0 | 1 | 0 | 1 | 0 | 0 | 0.0 | 0.0 | 0 | 0 | 0 | 0 | 1 | 0 | 0 | 0 | 0 | 0 | 0 | 1 | 0 | 1 | 0 | 0 | 0 | |
| NFL TOTALS | | 40 | 17 | 101 | 80 | 21 | 3 | 3 | 0.0 | 0.0 | 0 | 0 | 0 | 0 | 9 | 0 | 0 | 0 | 0 | 0 | 0 | 1 | 0 | 1 | 0 | 0 | 0 | |

SINGLE-GAME HIGHS: DEFENSIVE

Total Tackles 8 vs. New York Jets, Oct 08, 2023
 8 vs. Las Vegas Raiders, Nov 20, 2022
 6 at Chicago Bears, Oct 01, 2023
 6 vs. Washington Commanders, Sep 17, 2023
 ...4 more at 6.

Special Teams Tackles 1 vs. Cleveland Browns, Dec 02, 2024






2023 GAME-BY-GAME REGULAR-SEASON STATISTICS (BRONCOS)

| DATE | OPPONENT | P/S | TACKLES | | | | | | | INTERCEPTIONS | | | | | O. FUMB | | | | ST | | | | MISC | | | SCORE | |
|--------------------|-------------|-------------|-----------|-----------|----------|----------|----------|----------|----------|---------------|----------|----------|----------|----------|----------|----------|----------|----------|----------|----------|----------|----------|----------|----------|----------|------------|-------|
| | | | TK | S | A | SK | YDS | TFL | YDS | QBH | NO | YDS | LG | TD | PD | FF | FR | TD | YDS | TK | S | A | FF | FR | S | | A |
| 09/10 | Raiders | S | 5 | 5 | 0 | 0 | 0 | 0 | 0 | 0 | 0 | 0 | 0 | 0 | 0 | 0 | 0 | 0 | 0 | 0 | 0 | 0 | 0 | 0 | 0 | L | 16-17 |
| 09/17 | Commanders | S | 6 | 6 | 0 | 0 | 0 | 0 | 1 | 1 | 0 | 0 | 0 | 0 | 0 | 0 | 0 | 0 | 0 | 0 | 0 | 0 | 0 | 0 | 0 | L | 33-35 |
| 09/24 | at Dolphins | S | 5 | 4 | 1 | 0 | 0 | 0 | 0 | 0 | 0 | 0 | 0 | 0 | 0 | 0 | 0 | 0 | 0 | 0 | 0 | 0 | 0 | 0 | 0 | L | 20-70 |
| 10/01 | at Bears | S | 6 | 5 | 1 | 0 | 0 | 0 | 0 | 0 | 0 | 0 | 0 | 0 | 0 | 0 | 0 | 0 | 0 | 0 | 0 | 0 | 0 | 0 | 0 | W | 31-28 |
| 10/08 | Jets | S | 8 | 5 | 3 | 0 | 0 | 0 | 1 | 1 | 0 | 0 | 0 | 0 | 0 | 0 | 0 | 0 | 0 | 0 | 0 | 0 | 0 | 0 | 0 | L | 21-31 |
| 10/12 | at Chiefs | S | 2 | 1 | 1 | 0 | 0 | 0 | 0 | 0 | 0 | 0 | 0 | 1 | 0 | 0 | 0 | 0 | 0 | 0 | 0 | 0 | 0 | 0 | 0 | L | 8-19 |
| 10/22 | Packers | P | 0 | 0 | 0 | 0 | 0 | 0 | 0 | 0 | 0 | 0 | 0 | 0 | 0 | 0 | 0 | 0 | 0 | 0 | 0 | 0 | 0 | 0 | 0 | W | 19-17 |
| 10/29 | Chiefs | P | 0 | 0 | 0 | 0 | 0 | 0 | 0 | 0 | 0 | 0 | 0 | 0 | 0 | 0 | 0 | 0 | 0 | 0 | 0 | 0 | 0 | 0 | 0 | W | 24-9 |
| 11/13 | at Bills | P | 1 | 0 | 1 | 0 | 0 | 0 | 0 | 0 | 0 | 0 | 0 | 0 | 0 | 0 | 0 | 0 | 0 | 0 | 0 | 0 | 0 | 0 | 0 | W | 24-22 |
| 11/19 | Vikings | P | 1 | 0 | 1 | 0 | 0 | 0 | 0 | 0 | 0 | 0 | 0 | 0 | 0 | 0 | 0 | 0 | 0 | 0 | 0 | 0 | 0 | 0 | 0 | W | 21-20 |
| 11/26 | Browns | P | 0 | 0 | 0 | 0 | 0 | 0 | 0 | 0 | 0 | 0 | 0 | 0 | 0 | 0 | 0 | 0 | 0 | 0 | 0 | 0 | 0 | 0 | 0 | W | 29-12 |
| 12/03 | at Texans | P | 1 | 0 | 1 | 0 | 0 | 0 | 0 | 0 | 0 | 0 | 0 | 0 | 0 | 0 | 0 | 0 | 0 | 0 | 0 | 0 | 0 | 0 | 0 | L | 17-22 |
| 12/10 | at Chargers | P | 0 | 0 | 0 | 0 | 0 | 0 | 0 | 0 | 0 | 0 | 0 | 0 | 0 | 0 | 0 | 0 | 0 | 0 | 0 | 0 | 0 | 0 | 0 | W | 24-7 |
| 12/16 | at Lions | P | 0 | 0 | 0 | 0 | 0 | 0 | 0 | 0 | 0 | 0 | 0 | 0 | 0 | 0 | 0 | 0 | 0 | 0 | 0 | 0 | 0 | 0 | 0 | L | 17-42 |
| 12/24 | Patriots | P | 0 | 0 | 0 | 0 | 0 | 0 | 0 | 0 | 0 | 0 | 0 | 0 | 0 | 0 | 0 | 0 | 0 | 0 | 0 | 0 | 0 | 0 | 0 | L | 23-26 |
| 12/31 | Chargers | P | 0 | 0 | 0 | 0 | 0 | 0 | 0 | 0 | 0 | 0 | 0 | 0 | 0 | 0 | 0 | 0 | 0 | 0 | 0 | 0 | 0 | 0 | 0 | W | 16-9 |
| 01/07 | at Raiders | P | 0 | 0 | 0 | 0 | 0 | 0 | 0 | 0 | 0 | 0 | 0 | 0 | 0 | 0 | 0 | 0 | 0 | 0 | 0 | 0 | 0 | 0 | 0 | L | 14-27 |
| 2023 TOTALS | | 17-6 | 35 | 26 | 9 | 0 | 0 | 0 | 2 | 2 | 0 | 0 | 0 | 0 | 1 | 0 | 0 | 0 | 0 | 0 | 0 | 0 | 0 | 0 | 0 | 8-9 | |

2024 GAME-BY-GAME REGULAR-SEASON STATISTICS (BRONCOS)

| DATE | OPPONENT | P/S | TACKLES | | | | | | | INTERCEPTIONS | | | | | O. FUMB | | | | ST | | | | MISC | | | SCORE | | |
|--------------------|---------------|------------|----------|----------|----------|----------|----------|----------|----------|---------------|----------|----------|----------|----------|----------|----------|----------|----------|----------|----------|----------|----------|----------|----------|----------|------------|-------|-------|
| | | | TK | S | A | SK | YDS | TFL | YDS | QBH | NO | YDS | LG | TD | PD | FF | FR | TD | YDS | TK | S | A | FF | FR | S | | A | W/L |
| 09/08 | at Seahawks | | | | | | | | | | | | | | | | | | | | | | | | | L | 20-26 | |
| 09/15 | Steelers | | | | | | | | | | | | | | | | | | | | | | | | | L | 6-13 | |
| 09/22 | at Buccaneers | | | | | | | | | | | | | | | | | | | | | | | | | W | 26-7 | |
| 09/29 | at Jets | | | | | | | | | | | | | | | | | | | | | | | | | W | 10-9 | |
| 10/06 | Raiders | | | | | | | | | | | | | | | | | | | | | | | | | W | 34-18 | |
| 10/13 | Chargers | | | | | | | | | | | | | | | | | | | | | | | | | L | 16-23 | |
| 10/17 | at Saints | P | 1 | 0 | 1 | 0 | 0 | 0 | 0 | 0 | 0 | 0 | 1 | 0 | 0 | 0 | 0 | 0 | 0 | 0 | 0 | 0 | 0 | 0 | 0 | 0 | W | 33-10 |
| 10/27 | Panthers | P | 0 | 0 | 0 | 0 | 0 | 0 | 0 | 0 | 0 | 0 | 0 | 0 | 0 | 0 | 0 | 0 | 0 | 0 | 0 | 0 | 0 | 0 | 0 | 0 | W | 28-14 |
| 11/03 | at Ravens | | | | | | | | | | | | | | | | | | | | | | | | | L | 10-41 | |
| 11/10 | at Chiefs | P | 0 | 0 | 0 | 0 | 0 | 0 | 0 | 0 | 0 | 0 | 0 | 0 | 0 | 0 | 0 | 0 | 0 | 0 | 0 | 0 | 0 | 0 | 0 | L | 14-16 | |
| 11/17 | Falcons | P | 0 | 0 | 0 | 0 | 0 | 0 | 0 | 0 | 0 | 0 | 0 | 0 | 0 | 0 | 0 | 0 | 0 | 0 | 0 | 0 | 0 | 0 | 0 | W | 38-6 | |
| 11/24 | at Raiders | P | 0 | 0 | 0 | 0 | 0 | 0 | 0 | 0 | 0 | 0 | 0 | 0 | 0 | 0 | 0 | 0 | 0 | 0 | 0 | 0 | 0 | 0 | 0 | W | 29-19 | |
| 12/02 | Browns | P | 0 | 0 | 0 | 0 | 0 | 0 | 0 | 0 | 0 | 0 | 0 | 0 | 0 | 0 | 0 | 0 | 1 | 0 | 1 | 0 | 0 | 0 | 0 | W | 41-32 | |
| 12/15 | Colts | P | 0 | 0 | 0 | 0 | 0 | 0 | 0 | 0 | 0 | 0 | 0 | 0 | 0 | 0 | 0 | 0 | 0 | 0 | 0 | 0 | 0 | 0 | 0 | W | 31-13 | |
| 2024 TOTALS | | 7-0 | 1 | 0 | 1 | 0 | 0 | 0 | 0 | 0 | 0 | 0 | 1 | 0 | 0 | 0 | 0 | 0 | 1 | 0 | 1 | 0 | 0 | 0 | 0 | 9-5 | | |





69 T



MIKE
MCGLINCHEY

HEIGHT/WEIGHT: 6-8 / 310

COLLEGE: Notre Dame

BIRTHDAY: Jan. 12, 1995

BORN: Philadelphia, Pa.

NFL EXPERIENCE: 7th YR

BRONCOS EXPERIENCE: 2nd YR

GP/GS: 95/95

ACQUIRED: UFA (S.F.)-'23

AT A GLANCE

A seventh-year right tackle who started in all 95 regular-season games and six postseason games he appeared in for San Francisco (2018-22) and Denver (2023-24).

- 🐾 Named San Francisco's Ed Block Courage Award winner in 2022.
- 🐾 Started all 17 regular-season games and three postseason games at RT for the 49ers in 2022 and helped the team reach the NFC Championship game for the second-consecutive year.
- 🐾 Appeared in eight games (8 starts at RT) in 2021 before being placed on injured reserve (quadriceps) on Nov. 10.
- 🐾 Started in all 16 games at RT, totaling 1,089 offensive snaps (99.5%) in 2020.
- 🐾 Started all 12 regular-season games and three postseason contests he appeared in at RT and helped the 49ers reach Super Bowl LIV in 2019.
- 🐾 Was named to the All-Rookie Team by the PFWA after starting all 16 games at RT in 2018.
- 🐾 Made 51 appearances (39 starts) at Notre Dame (2013-17), helping the Irish to a 32-19 record from 2014-17.
- 🐾 Was named first-team All American by the Associated Press in 2017 after starting all 13 games plays at LT and being part of a line that won the Joe Moore Award.
- 🐾 Earned All-America second team honors from the Associated Press in 2016 after starting all 12 games at LT.
- 🐾 Entered the NFL as a first-round draft pick (9th overall) by San Francisco on July 23, 2018.
- 🐾 Signed by Denver as an unrestricted free agent on March 15, 2023.

2023: McGlinchey started 16 games at RT for the Broncos... Made his first start at RT vs. L.V. (9/10).

2022: McGlinchey started all 17 games at RT for the 49ers, appearing in 94.4% (1,038) of all offensive snaps during the season... Also made three starts in the postseason, totaling 174 offensive snaps... Was named the 49ers' Ed Block Courage Award winner... Helped the 49ers win the NFC West Division and reach the NFC Championship game for the second straight year... Was on an offense that ranked fourth in yards per play (5.9), fifth in total yards (365.6 ypg), sixth in points (26.5 ppg) and eighth in rushing yards (138.8 ypg).

2021: McGlinchey appeared in eight games (8 starts at RT) before being placed on injured reserve (quadriceps) on Nov. 10... Played in 466 offensive snaps.

2020: McGlinchey started all 16 games at RT, totaling 1,089 offensive snaps (99.5%).

2019: McGlinchey started all 12 regular-season games and three postseason games he played in at RT... Helped the 49ers reach Super Bowl LIV vs. K.C. (2/2)... Was a part of an offense that ranked second in points (29.9 ppg) and rushing yards (144.1 ypg), fourth in total offense (381.1 ypg) and fifth in yards per play (6.0)... Made his first career postseason start vs. Min. (1/11).

2018: McGlinchey was named to the All-Rookie Team by the PFWA after starting all 16 games at RT... Was drafted in the first round (9th overall) by the 49ers... Played in 1,054 offensive snaps, the most among 49ers offensive linemen that season... Made his NFL debut and first career start at Min. (9/9).

COLLEGE: McGlinchey started 39-of-51 games he appeared in at Notre Dame... Was named team captain during the 2016 and '17 seasons... Named first-team All American by the Associated Press after starting all 13 games played at LT... The offensive line he was a part of won the Joe Moore Award that season, given annually to the best offensive line in college football... Earned second-team All-America honors in 2016 when he started all 12 games at LT... Started all 13 games played at RT during the 2015 season... Registered a blocked field goal and played in 13 games (1 start) in 2014.

PERSONAL: McGlinchey prepped at William Penn Charter School in Philadelphia... Was named first-team offensive lineman on the 2012 Pennsylvania Sports Writers AAAA All-State football team... Also named first-team offensive lineman on the Philadelphia Inquirer All-Southeastern Pennsylvania team and first-team offensive lineman on the Philadelphia Daily News All-City squad... Named captain as a senior in 2012... Began his high school career as a tight end, but changed to tackle... Also played basketball... Mike McGlinchey was born on Jan. 12, 1995 in Philadelphia.





Transactions

Signed by San Francisco as a draft choice 7/23/18; Signed by Denver as an unrestricted free agent 3/16/23.

Mike McGlinchey's NFL Regular Season Statistics

| DATE | TEAM | GP | GS |
|-------------------|---------|-----------|-----------|
| 2018 | 49ers | 16 | 16 |
| 2019 | 49ers | 12 | 12 |
| 2020 | 49ers | 16 | 16 |
| 2021 | 49ers | 8 | 8 |
| 2022 | 49ers | 17 | 17 |
| 2023 | Broncos | 16 | 16 |
| 2024 | Broncos | 10 | 10 |
| NFL TOTALS | | 95 | 95 |

Mike McGlinchey's NFL Postseason Statistics

| DATE | TEAM | GP | GS |
|-------------------|-------|----------|----------|
| 2019 | 49ers | 3 | 3 |
| 2021 | 49ers | 0 | 0 |
| 2022 | 49ers | 3 | 3 |
| NFL TOTALS | | 6 | 6 |

2018 GAME-BY-GAME REGULAR-SEASON STATISTICS (49ERS)

| DATE | OPPONENT | P/S | W/L | SCORE |
|--------------------|---------------|-----|-------------|------------|
| 09/09 | at Vikings | S | L | 16-24 |
| 09/16 | Lions | S | W | 30-27 |
| 09/23 | at Chiefs | S | L | 27-38 |
| 09/30 | at Chargers | S | L | 27-29 |
| 10/07 | Cardinals | S | L | 18-28 |
| 10/15 | at Packers | S | L | 30-33 |
| 10/21 | Rams | S | L | 10-39 |
| 10/28 | at Cardinals | S | L | 15-18 |
| 11/01 | Raiders | S | W | 34-3 |
| 11/12 | Giants | S | L | 23-27 |
| 11/25 | at Buccaneers | S | L | 9-27 |
| 12/02 | at Seahawks | S | L | 16-43 |
| 12/09 | Broncos | S | W | 20-14 |
| 12/16 | Seahawks | S | W | 26-23 + |
| 12/23 | Bears | S | L | 9-14 |
| 12/30 | at Rams | S | L | 32-48 |
| 2018 TOTALS | | | 4-12 | |

+ - Overtime





2019 GAME-BY-GAME REGULAR-SEASON STATISTICS (49ERS)

| DATE | OPPONENT | P/S | | W/L | SCORE |
|--------------------|---------------|--------------|----------|-------------|------------|
| 09/08 | at Buccaneers | S | | W | 31-17 |
| 09/15 | at Bengals | S | | W | 41-17 |
| 09/22 | Steelers | S | | W | 24-20 |
| 10/07 | Browns | S | | W | 31-3 |
| 10/13 | at Rams | | INACTIVE | W | 20-7 |
| 10/20 | at Redskins | | INACTIVE | W | 9-0 |
| 10/27 | Panthers | | INACTIVE | W | 51-13 |
| 10/31 | at Cardinals | | INACTIVE | W | 28-25 |
| 11/11 | Seahawks | S | | L | 24-27 + |
| 11/17 | Cardinals | S | | W | 36-26 |
| 11/24 | Packers | S | | W | 37-8 |
| 12/01 | at Ravens | S | | L | 17-20 |
| 12/08 | at Saints | S | | W | 48-46 |
| 12/15 | Falcons | S | | L | 22-29 |
| 12/21 | Rams | S | | W | 34-31 |
| 12/29 | at Seahawks | S | | W | 26-21 |
| 2019 TOTALS | | 12-12 | | 13-3 | |

+ - Overtime

2020 GAME-BY-GAME REGULAR-SEASON STATISTICS (49ERS)

| DATE | OPPONENT | P/S | | W/L | SCORE |
|--------------------|---------------|--------------|--|-------------|-------|
| 09/13 | Cardinals | S | | L | 20-24 |
| 09/20 | at Jets | S | | W | 31-13 |
| 09/27 | at Giants | S | | W | 36-9 |
| 10/04 | Eagles | S | | L | 20-25 |
| 10/11 | Dolphins | S | | L | 17-43 |
| 10/18 | Rams | S | | W | 24-16 |
| 10/25 | at Patriots | S | | W | 33-6 |
| 11/01 | at Seahawks | S | | L | 27-37 |
| 11/05 | Packers | S | | L | 17-34 |
| 11/15 | at Saints | S | | L | 13-27 |
| 11/29 | at Rams | S | | W | 23-20 |
| 12/07 | Bills | S | | L | 24-34 |
| 12/13 | Football Team | S | | L | 15-23 |
| 12/20 | at Cowboys | S | | L | 33-41 |
| 12/26 | at Cardinals | S | | W | 20-12 |
| 01/03 | Seahawks | S | | L | 23-26 |
| 2020 TOTALS | | 16-16 | | 6-10 | |





2021 GAME-BY-GAME REGULAR-SEASON STATISTICS (49ERS)

| DATE | OPPONENT | P/S | | W/L | SCORE |
|--------------------|--------------|------------|-----------------|-------------|------------|
| 09/12 | at Lions | S | | W | 41-33 |
| 09/19 | at Eagles | S | | W | 17-11 |
| 09/26 | Packers | S | | L | 28-30 |
| 10/03 | Seahawks | S | | L | 21-28 |
| 10/10 | at Cardinals | S | | L | 10-17 |
| 10/24 | Colts | S | | L | 18-30 |
| 10/31 | at Bears | S | | W | 33-22 |
| 11/07 | Cardinals | S | | L | 17-31 |
| 11/15 | Rams | | INJURED RESERVE | W | 31-10 |
| 11/21 | at Jaguars | | INJURED RESERVE | W | 30-10 |
| 11/28 | Vikings | | INJURED RESERVE | W | 34-26 |
| 12/05 | at Seahawks | | INJURED RESERVE | L | 23-30 |
| 12/12 | at Bengals | | INJURED RESERVE | W | 26-23 + |
| 12/19 | Falcons | | INJURED RESERVE | W | 31-13 |
| 12/23 | at Titans | | INJURED RESERVE | L | 17-20 |
| 01/02 | Texans | | INJURED RESERVE | W | 23-7 |
| 01/09 | at Rams | | INJURED RESERVE | W | 27-24 + |
| 2021 TOTALS | | 8-8 | | 10-7 | |


+ - Overtime

2022 GAME-BY-GAME REGULAR-SEASON STATISTICS (49ERS)

| DATE | OPPONENT | P/S | | W/L | SCORE |
|--------------------|--------------|--------------|--|-------------|------------|
| 09/11 | at Bears | S | | L | 10-19 |
| 09/18 | Seahawks | S | | W | 27-7 |
| 09/25 | at Broncos | S | | L | 10-11 |
| 10/03 | Rams | S | | W | 24-9 |
| 10/09 | at Panthers | S | | W | 37-15 |
| 10/16 | at Falcons | S | | L | 14-28 |
| 10/23 | Chiefs | S | | L | 23-44 |
| 10/30 | at Rams | S | | W | 31-14 |
| 11/13 | Chargers | S | | W | 22-16 |
| 11/21 | at Cardinals | S | | W | 38-10 |
| 11/27 | Saints | S | | W | 13-0 |
| 12/04 | Dolphins | S | | W | 33-17 |
| 12/11 | Buccaneers | S | | W | 35-7 |
| 12/15 | at Seahawks | S | | W | 21-13 |
| 12/24 | Commanders | S | | W | 37-20 |
| 01/01 | at Raiders | S | | W | 37-34 + |
| 01/08 | Cardinals | S | | W | 38-13 |
| 2022 TOTALS | | 17-17 | | 13-4 | |

+ - Overtime





38 RB



JALEEL
MCLAUGHLIN

HEIGHT/WEIGHT: 5-9 / 183

COLLEGE: Youngstown State

BIRTHDAY: Sep. 13, 2000

BORN: Raleigh, N.C.

NFL EXPERIENCE: 2nd YR

BRONCOS EXPERIENCE: 2nd YR

GP/GS: 31/6

ACQUIRED: CFA-'23

AT A GLANCE

A second-year running back who appeared in 31 games (6 starts) with the Broncos (2023-24), rushing 163 times for 798 yards (4.9 avg.) with two scores and catching 51 passes for 220 yards (4.3 avg.) with four touchdowns.

- Produced the fourth-most rushing yards (693) and fourth-most scrimmage yards (900) by a Broncos' undrafted running back in his first two seasons.
- Totaled 8,161 yards on 1,259 carries (6.5 avg.) with 78 touchdowns as well as 66 receptions for 643 yards (9.7 avg.) with six scores in 56 games (53 starts) with Youngstown State (2020-22) and Notre Dame College (2018-19).
- Had the third-most rushing yards (1,588) in FCS on 227 rushing attempts (7.0 avg.) with 13 scores to earn first-team All-America and MVFC Offensive Player of the Year honors in 2022 with Youngstown State.
- Selected third-team All-America and first-team All-Missouri Valley Football Conference after totaling 1,139 yards on 175 carries (6.5 avg.) with 12 touchdowns in 10 starts in 2021.
- Was named second-team All-Missouri Valley and to the MVFC All-Newcomer Team in his first year with the Penguins after rushing 133 times for 691 yards (5.2 avg.) with five scores
- Led NCAA DII in all-purpose yards (2,526), rushing yards (2,316), total touchdowns (33) and scoring (198) in 14 starts in 2019
- Led the country in all-purpose yards (2,699) and rushing yards (2,421) in 14 games (13 starts) in 2018.
- Attended Forest Hills High School in Marshville, N.C. where he recorded 2,129 rushing yards on 269 carries (7.9 avg.) with 29 scores in his final two seasons while also winning state titles in basketball and track and field.
- Entered the NFL with Denver as a college free agent on May 12, 2023.

2024: McLaughlin recorded his first touchdown of the season in the Week 3 win at T.B. (9/22), totaling five rushes for seven yards (1.4 avg.) and caught one pass for seven yards.... Rushed nine times for 46 yards (5.1 avg.) in the 10-9 win at NYJ (9/29)... Rushed six times for 22 yards and caught three passes for three yards (1.0 avg.) with one touchdown vs. L.V. (10/6)... Recorded a team-high 47 rushing yards on eight carries (5.9 avg.) and caught a nine-yard touchdown pass vs. Car. (10/27)... Rushed 44 yards (6.3 avg.) on seven carries at L.V. (11/24)... Recorded a career-high 84 yds. on 14 carries vs. Cle. (12/2).

2023: McLaughlin appeared in 17 games (3 starts) with the Broncos after signing with the team as a college free agent... Rushed 76 times for 410 yards (5.4 avg.) with one score and caught 31 passes for 160 yards (5.2 avg.) with two touchdowns... His 410 rushing yards and 570 scrimmage yards were the fifth-most by a Broncos' undrafted rookie in a single season... Made his NFL debut vs. L.V. (9/10), catching one pass... Recorded his first career touchdown on a five-yard rush on the Broncos' first possession of the game vs. Was. (9/17)... Rushed five times for 15 yards (3.0 avg.) at Mia. (9/24)... Helped the Broncos climb from a 21-point deficit to defeat the Bears at Chi. (10/1), rushing seven times for a career-high 72 yards (10.3 avg.) in the game and also caught three passes for 32 yards (10.7 avg.), including an 18-yard touchdown pass from QB Russell Wilson... Recorded his third touchdown of the season after catching a 22-yard pass from Wilson while also leading the team with nine rushes for 68 yards (7.6 avg.) vs. NYJ (10/8)... Rushed five times for 45 yards (9.0 avg.) in the win vs. G.B. (10/22)... Carried the ball six times for a team-high 37 yards (6.2 avg.) and also caught a team-high-tying four passes for 30 yards (7.5 avg.) vs. N.E. (12/24)... Rushed eight times for 44 yards (5.5 avg.) and also caught three passes for 18 yards (6.0 avg.) vs. LAC (12/31).

COLLEGE: McLaughlin played at Youngstown State, where he totaled 3,424 yards on 536 carries (6.4 avg.) with 30 touchdowns in 28 games (16 starts) during his three seasons (2020-22) with the Penguins... Also caught 44 passes for 500 yards (11.4 avg.) with two touchdowns... Had the third-most rushing yards (1,588) in FCS on 227 rushing attempts (7.0 avg.) with 13 scores to earn first-team All-America and MVFC Offensive Player of the Year honors in 2022... Selected third-team All-America and first-team All-Missouri Valley Football Conference after totaling 1,139 yards on 175 carries (6.5 avg.) with 12 touchdowns in 10 starts in 2021... Was named second-team All-Missouri Valley and to the MVFC All-Newcomer Team in his first year with the Penguins after rushing 133 times for 691 yards (5.2 avg.) with five scores... Played two seasons at Notre Dame College (2018-19) prior to arriving at Youngstown State, where he started 27-of-28 games played and racked up 4,737





yards on 723 rushing attempts (6.6 avg.) with 48 scores... Led NCAA DII in all-purpose yards (2,526), rushing yards (2,316), total touchdowns (33) and scoring (198) while finishing with the second most rushing scores (30) in 14 starts in 2019... Led the country in all-purpose yards (2,699) and rushing yards (2,421) while ranking ninth in rushing touchdowns (18) and 10th in total scores (19) in 14 games (13 starts) in 2018... Set NCAA DII records for most single-season rushing yards by a freshman and most single-season all-purpose yards gained by a freshman (2,699).

PERSONAL: McLaughlin attended Forest Hills High School in Marshville, N.C. where he recorded 2,129 rushing yards on 269 carries (7.9 avg.) with 29 scores in his final two seasons... Was a member of a state championship basketball team and won two state titles in track and field... Was the 2A State Championship in the 200 meters and 400 meters in 2018... Was also part of the 4x100 and 4x200 state champion relay teams... Jaleel McLaughlin (pronounced muh-GLOFF-lin) was born on Sept. 13, 2000 in Raleigh, N.C.

Transactions

Signed by Denver as a college free agent 5/12/23.

REGULAR SEASON COMPARISON: RECEIVING - LOS ANGELES CHARGERS

| DATE | OPP | W/L | GP/GS | REC | YDS. | AVG. | TD | LG | TGTS | YAC |
|---------------|-------------|-----|----------------|----------|-----------|------------|----------|-----------|----------|-----------|
| 12/10/23 | DEN @ LAC | W | P | 1 | 7 | 7.0 | 0 | 7 | 2 | 14 |
| 12/31/23 | DEN vs. LAC | W | S | 3 | 18 | 6.0 | 0 | 10 | 3 | 29 |
| 10/13/24 | DEN vs. LAC | L | P | 2 | 17 | 8.5 | 0 | 11 | 2 | 18 |
| TOTALS | | | 2/1 3/1 | 6 | 42 | 7.0 | 0 | 11 | 7 | 61 |

Jaleel McLaughlin's NFL Regular Season Rushing/Receiving Statistics

| DATE | TEAM | RUSHING | | | | | | | RECEIVING | | | | |
|-------------------|---------|-----------|----------|------------|------------|------------|-----------|----------|-----------|------------|------------|------------|----------|
| | | GP | GS | NO. | YDS. | AVG. | LG | TD | NO. | YDS. | AVG. | LG | TD |
| 2023 | Broncos | 17 | 3 | 76 | 410 | 5.4 | 38 | 1 | 31 | 160 | 5.2 | 22t | 2 |
| 2024 | Broncos | 14 | 3 | 87 | 388 | 4.5 | 21 | 1 | 20 | 60 | 3.0 | 11 | 2 |
| NFL TOTALS | | 31 | 6 | 163 | 798 | 4.9 | 38 | 2 | 51 | 220 | 4.3 | 22T | 4 |





SINGLE-GAME HIGHS: RUSHING/RECEIVING

Rush Attempts 14 vs. Cleveland Browns, Dec 02, 2024
 10 at Seattle Seahawks, Sep 08, 2024
 9 at New York Jets, Sep 29, 2024
 9 vs. New York Jets, Oct 08, 2023
 8 vs. Carolina Panthers, Oct 27, 2024
 ...1 more at 8.

Rushing Yards 84 vs. Cleveland Browns, Dec 02, 2024
 72 at Chicago Bears, Oct 01, 2023
 68 vs. New York Jets, Oct 08, 2023
 47 vs. Carolina Panthers, Oct 27, 2024
 46 at New York Jets, Sep 29, 2024

Rushing Average 10.3 at Chicago Bears, Oct 01, 2023
 7.6 vs. New York Jets, Oct 08, 2023
 6.3 at Las Vegas Raiders, Nov 24, 2024
 6.0 vs. Cleveland Browns, Dec 02, 2024
 5.9 vs. Carolina Panthers, Oct 27, 2024

Longest Runs 38 vs. New York Jets, Oct 08, 2023
 31 at Chicago Bears, Oct 01, 2023
 23 vs. Green Bay Packers, Oct 22, 2023
 21 at New Orleans Saints, Oct 17, 2024
 21 vs. New York Jets, Oct 08, 2023

Rushing TDs 1 at Tampa Bay Buccaneers, Sep 22, 2024
 1 vs. Washington Commanders, Sep 17, 2023

Receptions 5 at Seattle Seahawks, Sep 08, 2024
 5 vs. Minnesota Vikings, Nov 19, 2023
 4 vs. New England Patriots, Dec 24, 2023
 3 vs. Indianapolis Colts, Dec 15, 2024
 3 at Baltimore Ravens, Nov 03, 2024
 ...4 more at 3.

Receiving Yards 32 at Chicago Bears, Oct 01, 2023
 30 vs. New England Patriots, Dec 24, 2023
 21 vs. New York Jets, Oct 08, 2023
 18 vs. Los Angeles Chargers, Dec 31, 2023
 17 vs. Los Angeles Chargers, Oct 13, 2024

Receiving Average 10.7 at Chicago Bears, Oct 01, 2023
 7.5 vs. New England Patriots, Dec 24, 2023
 7.0 vs. New York Jets, Oct 08, 2023
 6.0 vs. Los Angeles Chargers, Dec 31, 2023
 4.3 vs. Indianapolis Colts, Dec 15, 2024

Longest Receptions 22t vs. New York Jets, Oct 08, 2023
 18t at Chicago Bears, Oct 01, 2023
 11 vs. Los Angeles Chargers, Oct 13, 2024
 11 vs. New England Patriots, Dec 24, 2023
 11 at Chicago Bears, Oct 01, 2023

Receiving TDs 1 vs. Las Vegas Raiders, Oct 06, 2024
 1 vs. New York Jets, Oct 08, 2023
 1 at Chicago Bears, Oct 01, 2023

All-Purpose Yards 104 at Chicago Bears, Oct 01, 2023
 89 vs. New York Jets, Oct 08, 2023
 84 vs. Cleveland Browns, Dec 02, 2024
 67 vs. New England Patriots, Dec 24, 2023
 62 vs. Los Angeles Chargers, Dec 31, 2023
 1 vs. Carolina Panthers, Oct 27, 2024
 1 vs. Las Vegas Raiders, Oct 06, 2024
 1 at Tampa Bay Buccaneers, Sep 22, 2024
 ...3 more at 1.

Most TDs

Scrimmage Yards 104 at Chicago Bears, Oct 01, 2023
 89 vs. New York Jets, Oct 08, 2023
 84 vs. Cleveland Browns, Dec 02, 2024
 67 vs. New England Patriots, Dec 24, 2023
 62 vs. Los Angeles Chargers, Dec 31, 2023






2023 GAME-BY-GAME REGULAR-SEASON STATISTICS (BRONCOS)

| DATE | OPPONENT | P/S | RUSHING | | | | | RECEIVING | | | | | W/L | SCORE |
|--------------------|-------------|-------------|-----------|------------|------------|-----------|----------|-----------|------------|------------|------------|----------|------------|-------|
| | | | NO. | YDS. | AVG. | LG | TD | NO. | YDS. | AVG. | LG | TD | | |
| 09/10 | Raiders | P | 0 | 0 | 0.0 | 0 | 0 | 1 | -7 | -7.0 | -7 | 0 | L | 16-17 |
| 09/17 | Commanders | P | 1 | 5 | 5.0 | 5t | 1 | 0 | 0 | 0.0 | 0 | 0 | L | 33-35 |
| 09/24 | at Dolphins | P | 5 | 15 | 3.0 | 7 | 0 | 0 | 0 | 0.0 | 0 | 0 | L | 20-70 |
| 10/01 | at Bears | P | 7 | 72 | 10.3 | 31 | 0 | 3 | 32 | 10.7 | 18t | 1 | W | 31-28 |
| 10/08 | Jets | P | 9 | 68 | 7.6 | 38 | 0 | 3 | 21 | 7.0 | 22t | 1 | L | 21-31 |
| 10/12 | at Chiefs | S | 7 | 30 | 4.3 | 9 | 0 | 2 | 12 | 6.0 | 7 | 0 | L | 8-19 |
| 10/22 | Packers | P | 5 | 45 | 9.0 | 23 | 0 | 1 | 1 | 1.0 | 1 | 0 | W | 19-17 |
| 10/29 | Chiefs | P | 4 | 33 | 8.3 | 13 | 0 | 2 | 6 | 3.0 | 4 | 0 | W | 24-9 |
| 11/13 | at Bills | P | 6 | 8 | 1.3 | 5 | 0 | 2 | 4 | 2.0 | 3 | 0 | W | 24-22 |
| 11/19 | Vikings | P | 1 | 1 | 1.0 | 1 | 0 | 5 | 14 | 2.8 | 9 | 0 | W | 21-20 |
| 11/26 | Browns | P | 2 | 4 | 2.0 | 6 | 0 | 0 | 0 | 0.0 | 0 | 0 | W | 29-12 |
| 12/03 | at Texans | P | 4 | 15 | 3.8 | 8 | 0 | 2 | 6 | 3.0 | 5 | 0 | L | 17-22 |
| 12/10 | at Chargers | P | 5 | 25 | 5.0 | 9 | 0 | 1 | 7 | 7.0 | 7 | 0 | W | 24-7 |
| 12/16 | at Lions | S | 2 | 2 | 1.0 | 1 | 0 | 2 | 16 | 8.0 | 8 | 0 | L | 17-42 |
| 12/24 | Patriots | P | 6 | 37 | 6.2 | 12 | 0 | 4 | 30 | 7.5 | 11 | 0 | L | 23-26 |
| 12/31 | Chargers | S | 8 | 44 | 5.5 | 11 | 0 | 3 | 18 | 6.0 | 10 | 0 | W | 16-9 |
| 01/07 | at Raiders | P | 4 | 6 | 1.5 | 6 | 0 | 0 | 0 | 0.0 | 0 | 0 | L | 14-27 |
| 2023 TOTALS | | 17-3 | 76 | 410 | 5.4 | 38 | 1 | 31 | 160 | 5.2 | 22T | 2 | 8-9 | |

2024 GAME-BY-GAME REGULAR-SEASON STATISTICS (BRONCOS)

| DATE | OPPONENT | P/S | RUSHING | | | | | RECEIVING | | | | | W/L | SCORE |
|--------------------|---------------|-------------|-----------|------------|------------|-----------|----------|-----------|-----------|------------|-----------|----------|------------|-------|
| | | | NO. | YDS. | AVG. | LG | TD | NO. | YDS. | AVG. | LG | TD | | |
| 09/08 | at Seahawks | P | 10 | 27 | 2.7 | 15 | 0 | 5 | 1 | 0.2 | 3 | 0 | L | 20-26 |
| 09/15 | Steelers | P | 3 | 6 | 2.0 | 7 | 0 | 0 | 0 | 0.0 | 0 | 0 | L | 6-13 |
| 09/22 | at Buccaneers | P | 5 | 7 | 1.4 | 7 | 1 | 1 | 7 | 7.0 | 7 | 0 | W | 26-7 |
| 09/29 | at Jets | P | 9 | 46 | 5.1 | 10 | 0 | 1 | 0 | 0.0 | 0 | 0 | W | 10-9 |
| 10/06 | Raiders | P | 6 | 22 | 3.7 | 13 | 0 | 3 | 3 | 1.0 | 4t | 1 | W | 34-18 |
| 10/13 | Chargers | P | 3 | 8 | 2.7 | 5 | 0 | 2 | 17 | 8.5 | 11 | 0 | L | 16-23 |
| 10/17 | at Saints | P | 4 | 35 | 8.8 | 21 | 0 | 0 | 0 | 0.0 | 0 | 0 | W | 33-10 |
| 10/27 | Panthers | P | 8 | 47 | 5.9 | 10 | 0 | 1 | 9 | 9.0 | 9t | 1 | W | 28-14 |
| 11/03 | at Ravens | S | 5 | 10 | 2.0 | 3 | 0 | 3 | 10 | 3.3 | 6 | 0 | L | 10-41 |
| 11/10 | at Chiefs | S | 2 | 12 | 6.0 | 8 | 0 | 0 | 0 | 0.0 | 0 | 0 | L | 14-16 |
| 11/17 | Falcons | P | 4 | 19 | 4.8 | 8 | 0 | 0 | 0 | 0.0 | 0 | 0 | W | 38-6 |
| 11/24 | at Raiders | P | 7 | 44 | 6.3 | 18 | 0 | 0 | 0 | 0.0 | 0 | 0 | W | 29-19 |
| 12/02 | Browns | P | 14 | 84 | 6.0 | 18 | 0 | 1 | 0 | 0.0 | 0 | 0 | W | 41-32 |
| 12/15 | Colts | S | 7 | 21 | 3.0 | 12 | 0 | 3 | 13 | 4.3 | 6 | 0 | W | 31-13 |
| 2024 TOTALS | | 14-3 | 87 | 388 | 4.5 | 21 | 1 | 20 | 60 | 3.0 | 11 | 2 | 9-5 | |





29 CB



JA'QUAN
MCMILLIAN

HEIGHT/WEIGHT: 5-10 / 183

COLLEGE: East Carolina

BIRTHDAY: Jun. 4, 2000

BORN: Winston-Salem, N.C.

NFL EXPERIENCE: 3rd YR

BRONCOS EXPERIENCE: 3rd YR

GP/GS: 31/12

ACQUIRED: CFA-'22

AT A GLANCE

- A third-year cornerback who appeared in 31 games (12 starts) with the Broncos from 2022-24, posting 125 tackles (93 solo), three sacks (29.0 yds.), four interceptions (58 yds., 1 TD), 13 passes defended, three forced fumbles and two fumble recoveries.
- Became the first Broncos' undrafted cornerback since CB Chris Harris Jr. in 2012 to have two or more interceptions within his first two seasons.
- Was one-of-three cornerbacks in team history (Ray Crockett, 1994; Darrent Williams, 2006) to recover two fumbles and intercept two passes in a single season in 2023.
- His seven tackles for loss in 2023 were the most by a Broncos' defensive back in team history and tied for the fourth most by any NFL cornerback in a single season.
- Totaled 50 tackles (37 solo), two sacks (15 yds.), two interceptions (14 yds.), five passes defended, two forced fumbles and two fumble recoveries in 2023.
- Started 29-of-33 games played in his three seasons (2019-21) with East Carolina University, totaling 127 tackles (97 solo), 12 interceptions (125 yds., 1 TD), 23 passes defended, two forced fumbles and two fumble recoveries.
- Named second-team All-AAC in 2021 after starting all 12 games played, notching 56 tackles (38 solo), five interceptions (42 yds., 1 TD), 11 passes defended, one forced fumble and two fumble recoveries.
- Started 5-of-9 games played in 2020, posting 33 tackles (27 solo), four interceptions (31 yds.) and three passes defended.
- Started all 12 games played in 2019, totaling 38 tackles (32 solo), three interceptions (52 yds.), nine passes defended and one forced fumble.
- Prepped at West Forsyth High School in Winston-Salem, N.C., collected 22 interceptions and two INT-TDs and named to the Winston-Salem Journal All-Northwest Area team on three occasions and was a four-time All-Central Piedmont performer.
- Signed by the Broncos as a college free agent on May 13, 2022.

2024: McMillian has appeared in 14 games (8 starts) for Denver, totaling 68 tackles (50 solo), one sack (14 yds.), three tackles for loss, two interceptions (44 yds., 1 TD) and nine passes defended... Recorded a single-game career-high nine tackles (8 solo) at T.B. (9/22)... Tallied six tackles (4 solo) including one tackle for loss while adding one pass defended at NYJ (9/29)... Totaled five solo tackles and a pass defended vs. L.V. (10/6)... Recorded six solo tackles and a strip sack (14 yds.) of Saints QB Spencer Rattler (recovered by ILB Cody Barton and returned for a touchdown) at N.O. (10/17)... Tallied three tackles (2 solo) and intercepted Panthers QB Bryce Young in the end zone for a touchback in the fourth quarter vs. Car. (10/27)... Tied his career high and led the team with nine tackles (5 solo) and one pass defended vs. Atl. (11/17)... Notched a career-high four passes defended, including a fourth-quarter 44-yard interception return touchdown to seal the victory vs. Cle (12/2).

2023: McMillian totaled 50 tackles (37 solo), two sacks (15 yds.), two interceptions (14 yds.), five passes defended, two forced fumbles and two fumble recoveries... Totaled six tackles (3 solo) in the 21-point comeback win at Chi. (10/1)... Tallied seven tackles—including having three tackles for loss—and recorded his first career pass defended at K.C. (10/12)... Recorded his first career interception (5 yds.) off Chiefs QB Patrick Mahomes while also producing six tackles (5 solo), two tackles for loss and one pass defended in the win vs. K.C. (10/29)... Became the first Broncos defensive back since Pro Football Hall of Fame CB Champ Bailey in 2004 to produce two or more tackles for loss in multiple games of a season... Was also the first Broncos defensive back since Bailey in 2004 (at N.O., 11/21) to have at least two tackles for loss and an interception in a game... Recorded his first career forced fumble and fumble recovery after stripping the ball from Bills RB James Cook on the first play of the game at Buf. (11/13)... Became the third Broncos cornerback in team history to record two fumble recoveries and two interceptions in a season after intercepting a pass, recovering one fumble and making two tackles (1 solo) in the win vs. Min. (11/19)... Made five tackles (3 solo) in the win vs. Cle. (11/26)... Recorded his first career sack on Texans QB CJ Stroud for a five-yard loss while also forcing one fumble and made two tackles (1 solo) at Hou. (12/3)... Became the first Broncos cornerback since CB Ray Crockett in 1996 to record sacks in back-to-back games after totaling one sack (10 yds.), five solo tackles and one pass defended at LAC (12/10).





2022: McMillian started one game with the Broncos during his rookie season, posting 7 tackles (6 solo) in Week 18 vs. LAC (1/8)... Spent Weeks 1-17 competing on Denver's practice squad.

COLLEGE: McMillian started 29-of-33 games played in his three seasons (2019-21) at East Carolina University... Totaled 127 tackles (97 solo), 12 interceptions (125 yds., 1TD), 23 passes defended, two forced fumbles and two fumble recoveries during his collegiate career... Started all 12 games played in 2021, notching 56 tackles (38 solo), five interceptions (42 yds., 1 TD), 11 passes defended, one forced fumble and two fumble recoveries... Selected as a semifinalist for the Jim Thorpe Award, which is an honor bestowed upon the nation's top defensive back... Named second-team All-AAC and was selected to five All-America teams following his final season... Opened 5-of-9 games played in 2020, posting 33 tackles (27 solo), four interceptions (31 yds.) and three passes defended... Tallied 38 tackles (32 solo), three interceptions (52 yds.), nine passes defended and one forced fumble while starting all 12 games played in 2019.

PERSONAL: McMillian prepped at West Forsyth High School in Winston-Salem, N.C., where he earned six letters as a three-sport athlete... Named to the Winston-Salem Journal All-Northwest Area team on three occasions and was a four-time All-Central Piedmont performer... Named West Forsyth Male Athlete of the Year as a junior... Collected 22 interceptions and two INT-TDs in high school... Also competed in basketball and track... Ja'Quan McMillian was born on June 4, 2000, in Winston-Salem, N.C.

Transactions

Signed by Denver as a college free agent 5/13/22.

REGULAR SEASON COMPARISON: DEFENSIVE - LOS ANGELES CHARGERS

| DATE | OPP | W/L | GP/GS | TACKLES | | | | | | | MISC | | | | | |
|---------------|-------------|------------|------------|-----------|-----------|----------|------------|-------------|----------|----------|----------|----------|----------|----------|----------|--|
| | | | | TOT | SOLO | ASST | SACK | YDS. | INT | TFL | PD | QBH | TD | FF | FR | |
| 1/8/23 | DEN vs. LAC | W | S | 7 | 6 | 1 | 0.0 | 0.0 | 0 | 0 | 0 | 0 | 0 | 0 | 0 | |
| 12/10/23 | DEN @ LAC | W | P | 5 | 5 | 0 | 1.0 | 10.0 | 0 | 2 | 1 | 2 | 0 | 0 | 0 | |
| 12/31/23 | DEN vs. LAC | W | S | 2 | 2 | 0 | 0.0 | 0.0 | 0 | 0 | 0 | 0 | 0 | 0 | 0 | |
| 10/13/24 | DEN vs. LAC | L | P | 2 | 2 | 0 | 0.0 | 0.0 | 0 | 0 | 0 | 0 | 0 | 0 | 0 | |
| TOTALS | | 3/1 | 4/2 | 16 | 15 | 1 | 1.0 | 10.0 | 0 | 2 | 1 | 2 | 0 | 0 | 0 | |

Ja'Quan McMillian's NFL Regular Season Defensive Statistics

| DATE | TEAM | GP | GS | TACKLES | | | | | | | INTERCEPTIONS | | | | | O. FUMB | | | | ST | | | MISC | | | | |
|-------------------|---------|-----------|-----------|------------|-----------|-----------|-----------|-----------|------------|-------------|---------------|----------|-----------|------------|----------|-----------|----------|----------|----------|----------|----------|----------|----------|----------|----------|----------|----------|
| | | | | TK | S | A | TFL | YDS | SK | YDS | QBH | NO | YDS | LG | TD | PD | FF | FR | TD | YDS | TK | S | A | FF | FR | S | A |
| 2022 | Broncos | 1 | 1 | 7 | 6 | 1 | 0 | 0 | 0.0 | 0.0 | 0 | 0 | 0 | 0 | 0 | 0 | 0 | 0 | 0 | 0 | 0 | 0 | 0 | 0 | 0 | 0 | 0 |
| 2023 | Broncos | 16 | 3 | 50 | 37 | 13 | 7 | 33 | 2.0 | 15.0 | 3 | 2 | 14 | 9 | 0 | 4 | 2 | 2 | 0 | 5 | 1 | 0 | 1 | 0 | 0 | 0 | 0 |
| 2024 | Broncos | 14 | 8 | 68 | 50 | 18 | 3 | 22 | 1.0 | 14.0 | 1 | 2 | 44 | 44t | 1 | 9 | 1 | 0 | 0 | 0 | 0 | 0 | 0 | 0 | 0 | 0 | 0 |
| NFL TOTALS | | 31 | 12 | 125 | 93 | 32 | 10 | 55 | 3.0 | 29.0 | 4 | 4 | 58 | 44T | 1 | 13 | 3 | 2 | 0 | 5 | 1 | 0 | 1 | 0 | 0 | 0 | 0 |





SINGLE-GAME HIGHS: DEFENSIVE

Total Tackles 9 vs. Atlanta Falcons, Nov 17, 2024
 9 at Tampa Bay Buccaneers, Sep 22, 2024
 7 at Kansas City Chiefs, Oct 12, 2023
 7 vs. Los Angeles Chargers, Jan 08, 2023
 6 at Las Vegas Raiders, Nov 24, 2024
 ...4 more at 6.

Solo Tackles 8 at Tampa Bay Buccaneers, Sep 22, 2024
 7 at Kansas City Chiefs, Oct 12, 2023
 6 at New Orleans Saints, Oct 17, 2024
 6 vs. Los Angeles Chargers, Jan 08, 2023
 5 vs. Cleveland Browns, Dec 02, 2024
 ...5 more at 5.

Sacks 1.0 at New Orleans Saints, Oct 17, 2024
 1.0 at Los Angeles Chargers, Dec 10, 2023
 1.0 at Houston Texans, Dec 03, 2023

Passes Defensed 4 vs. Cleveland Browns, Dec 02, 2024
 1 vs. Indianapolis Colts, Dec 15, 2024
 1 vs. Atlanta Falcons, Nov 17, 2024
 1 vs. Carolina Panthers, Oct 27, 2024
 ...6 more at 1.

Forced Fumbles 1 at New Orleans Saints, Oct 17, 2024
 1 at Houston Texans, Dec 03, 2023
 1 at Buffalo Bills, Nov 13, 2023

Tackles For Loss 3 at Kansas City Chiefs, Oct 12, 2023
 2 at New Orleans Saints, Oct 17, 2024
 2 at Los Angeles Chargers, Dec 10, 2023
 2 vs. Kansas City Chiefs, Oct 29, 2023
 1 at New York Jets, Sep 29, 2024

Interceptions 1 vs. Cleveland Browns, Dec 02, 2024
 1 vs. Carolina Panthers, Oct 27, 2024
 1 vs. Minnesota Vikings, Nov 19, 2023
 ...1 more at 1.

Interception Return Yards 44 vs. Cleveland Browns, Dec 02, 2024
 9 vs. Minnesota Vikings, Nov 19, 2023
 5 vs. Kansas City Chiefs, Oct 29, 2023

2023 GAME-BY-GAME REGULAR-SEASON STATISTICS (BRONCOS)

| DATE | OPPONENT | P/S | TACKLES | | | | | | | INTERCEPTIONS | | | | O. FUMB | | | | ST | | | | MISC | | | SCOR E | | | | | |
|--------------------|-------------|-------------|------------------|-----------|-----------|----------|----------|-----------|----------|---------------|-----------|----------|----------|-----------|----------|----------|----------|----------|----------|----------|----------|----------|----------|----------|----------|----------|----------|----------|----------|------------|
| | | | TK | S | A | SK | YDS | TFL | YDS | QBH | NO | YDS | LG | TD | PD | FF | FR | TD | YDS | TK | S | A | FF | FR | | S | A | W/L | | |
| 09/10 | Raiders | | ON INACTIVE LIST | | | | | | | | | | | | | | | | | | | | L | 16-17 | | | | | | |
| 09/17 | Commanders | P | 0 | 0 | 0 | 0 | 0 | 0 | 0 | 0 | 0 | 0 | 0 | 0 | 0 | 0 | 0 | 0 | 0 | 0 | 0 | 0 | 0 | 0 | 0 | 0 | L | 33-35 | | |
| 09/24 | at Dolphins | P | 0 | 0 | 0 | 0 | 0 | 0 | 0 | 0 | 0 | 0 | 0 | 0 | 0 | 0 | 0 | 0 | 0 | 0 | 0 | 0 | 0 | 0 | 0 | L | 20-70 | | | |
| 10/01 | at Bears | P | 6 | 3 | 3 | 0 | 0 | 0 | 0 | 0 | 0 | 0 | 0 | 0 | 0 | 0 | 0 | 0 | 0 | 0 | 0 | 0 | 0 | 0 | 0 | W | 31-28 | | | |
| 10/08 | Jets | P | 4 | 3 | 1 | 0 | 0 | 0 | 0 | 0 | 0 | 0 | 0 | 0 | 0 | 0 | 0 | 0 | 0 | 0 | 0 | 0 | 0 | 0 | 0 | L | 21-31 | | | |
| 10/12 | at Chiefs | P | 7 | 7 | 0 | 0 | 0 | 3 | 4 | 0 | 0 | 0 | 0 | 0 | 1 | 0 | 0 | 0 | 0 | 0 | 0 | 0 | 0 | 0 | 0 | L | 8-19 | | | |
| 10/22 | Packers | P | 0 | 0 | 0 | 0 | 0 | 0 | 0 | 0 | 0 | 0 | 0 | 0 | 0 | 0 | 0 | 0 | 0 | 0 | 0 | 0 | 0 | 0 | 0 | W | 19-17 | | | |
| 10/29 | Chiefs | P | 6 | 5 | 1 | 0 | 0 | 2 | 3 | 0 | 1 | 5 | 5 | 0 | 1 | 0 | 0 | 0 | 0 | 0 | 0 | 0 | 0 | 0 | 0 | W | 24-9 | | | |
| 11/13 | at Bills | S | 5 | 4 | 1 | 0 | 0 | 0 | 0 | 0 | 0 | 0 | 0 | 0 | 1 | 1 | 0 | 0 | 0 | 0 | 0 | 0 | 0 | 0 | 0 | W | 24-22 | | | |
| 11/19 | Vikings | P | 2 | 1 | 1 | 0 | 0 | 0 | 0 | 0 | 1 | 9 | 9 | 0 | 1 | 0 | 1 | 0 | 5 | 0 | 0 | 0 | 0 | 0 | 0 | W | 21-20 | | | |
| 11/26 | Browns | S | 5 | 3 | 2 | 0 | 0 | 0 | 0 | 0 | 0 | 0 | 0 | 0 | 0 | 0 | 0 | 0 | 0 | 0 | 0 | 0 | 0 | 0 | 0 | W | 29-12 | | | |
| 12/03 | at Texans | P | 2 | 1 | 1 | 1 | 0 | 5 | 0 | 0 | 1 | 0 | 0 | 0 | 0 | 0 | 1 | 0 | 0 | 0 | 0 | 0 | 0 | 0 | 0 | L | 17-22 | | | |
| 12/10 | at Chargers | P | 5 | 5 | 0 | 1 | 0 | 10 | 2 | 26 | 2 | 0 | 0 | 0 | 0 | 1 | 0 | 0 | 0 | 0 | 0 | 0 | 0 | 0 | 0 | W | 24-7 | | | |
| 12/16 | at Lions | P | 3 | 2 | 1 | 0 | 0 | 0 | 0 | 0 | 0 | 0 | 0 | 0 | 0 | 0 | 0 | 0 | 0 | 0 | 0 | 0 | 0 | 0 | 0 | L | 17-42 | | | |
| 12/24 | Patriots | P | 0 | 0 | 0 | 0 | 0 | 0 | 0 | 0 | 0 | 0 | 0 | 0 | 0 | 0 | 0 | 0 | 0 | 0 | 0 | 0 | 0 | 0 | 0 | L | 23-26 | | | |
| 12/31 | Chargers | S | 2 | 2 | 0 | 0 | 0 | 0 | 0 | 0 | 0 | 0 | 0 | 0 | 0 | 0 | 0 | 0 | 0 | 0 | 0 | 0 | 0 | 0 | 0 | W | 16-9 | | | |
| 01/07 | at Raiders | P | 3 | 1 | 2 | 0 | 0 | 0 | 0 | 0 | 0 | 0 | 0 | 0 | 0 | 0 | 0 | 0 | 0 | 0 | 0 | 0 | 0 | 0 | 0 | L | 14-27 | | | |
| 2023 TOTALS | | 16-3 | 50 | 37 | 13 | 2 | 0 | 15 | 0 | 7 | 33 | 3 | 2 | 14 | 9 | 0 | 4 | 2 | 2 | 0 | 5 | 1 | 0 | 1 | 0 | 0 | 0 | 0 | 0 | 8-9 |





2024 GAME-BY-GAME REGULAR-SEASON STATISTICS (BRONCOS)

| DATE | OPPONENT | P/S | TACKLES | | | | | | | INTERCEPTIONS | | | | | O. FUMB | | | | ST | | | | MISC | | | SCOR E | | | |
|--------------------|---------------|-------------|-----------|-----------|-----------|------------|-------------|----------|-----------|---------------|----------|-----------|-----------|----------|----------|----------|----------|----------|----------|----------|----------|----------|----------|----------|----------|----------|------------|-------|-------|
| | | | TK | S | A | SK | YDS | TFL | YDS | QBH | NO | YDS | LG | TD | PD | FF | FR | TD | YDS | TK | S | A | FF | FR | S | | A | W/L | |
| 09/08 | at Seahawks | S | 4 | 2 | 2 | 0.0 | 0.0 | 0 | 0 | 0 | 0 | 0 | 0 | 0 | 0 | 0 | 0 | 0 | 0 | 0 | 0 | 0 | 0 | 0 | 0 | 0 | 0 | L | 20-26 |
| 09/15 | Steelers | P | 2 | 0 | 2 | 0.0 | 0.0 | 0 | 0 | 0 | 0 | 0 | 0 | 0 | 0 | 0 | 0 | 0 | 0 | 0 | 0 | 0 | 0 | 0 | 0 | 0 | L | 6-13 | |
| 09/22 | at Buccaneers | S | 9 | 8 | 1 | 0.0 | 0.0 | 0 | 0 | 0 | 0 | 0 | 0 | 0 | 0 | 0 | 0 | 0 | 0 | 0 | 0 | 0 | 0 | 0 | 0 | 0 | W | 26-7 | |
| 09/29 | at Jets | P | 6 | 4 | 2 | 0.0 | 0.0 | 1 | 1 | 0 | 0 | 0 | 0 | 0 | 1 | 0 | 0 | 0 | 0 | 0 | 0 | 0 | 0 | 0 | 0 | 0 | W | 10-9 | |
| 10/06 | Raiders | S | 5 | 5 | 0 | 0.0 | 0.0 | 0 | 0 | 0 | 0 | 0 | 0 | 1 | 0 | 0 | 0 | 0 | 0 | 0 | 0 | 0 | 0 | 0 | 0 | 0 | W | 34-18 | |
| 10/13 | Chargers | P | 2 | 2 | 0 | 0.0 | 0.0 | 0 | 0 | 0 | 0 | 0 | 0 | 0 | 0 | 0 | 0 | 0 | 0 | 0 | 0 | 0 | 0 | 0 | 0 | L | 16-23 | | |
| 10/17 | at Saints | P | 6 | 6 | 0 | 1.0 | 14.0 | 2 | 21 | 1 | 0 | 0 | 0 | 0 | 0 | 1 | 0 | 0 | 0 | 0 | 0 | 0 | 0 | 0 | 0 | 0 | W | 33-10 | |
| 10/27 | Panthers | S | 3 | 2 | 1 | 0.0 | 0.0 | 0 | 0 | 0 | 1 | 0 | 0 | 0 | 1 | 0 | 0 | 0 | 0 | 0 | 0 | 0 | 0 | 0 | 0 | 0 | W | 28-14 | |
| 11/03 | at Ravens | P | 3 | 3 | 0 | 0.0 | 0.0 | 0 | 0 | 0 | 0 | 0 | 0 | 0 | 0 | 0 | 0 | 0 | 0 | 0 | 0 | 0 | 0 | 0 | 0 | L | 10-41 | | |
| 11/10 | at Chiefs | S | 3 | 2 | 1 | 0.0 | 0.0 | 0 | 0 | 0 | 0 | 0 | 0 | 0 | 0 | 0 | 0 | 0 | 0 | 0 | 0 | 0 | 0 | 0 | 0 | L | 14-16 | | |
| 11/17 | Falcons | S | 9 | 5 | 4 | 0.0 | 0.0 | 0 | 0 | 0 | 0 | 0 | 0 | 1 | 0 | 0 | 0 | 0 | 0 | 0 | 0 | 0 | 0 | 0 | 0 | 0 | W | 38-6 | |
| 11/24 | at Raiders | S | 6 | 5 | 1 | 0.0 | 0.0 | 0 | 0 | 0 | 0 | 0 | 0 | 0 | 0 | 0 | 0 | 0 | 0 | 0 | 0 | 0 | 0 | 0 | 0 | 0 | W | 29-19 | |
| 12/02 | Browns | P | 5 | 5 | 0 | 0.0 | 0.0 | 0 | 0 | 0 | 1 | 44 | 44 | 1 | 4 | 0 | 0 | 0 | 0 | 0 | 0 | 0 | 0 | 0 | 0 | 0 | W | 41-32 | |
| 12/15 | Colts | S | 5 | 1 | 4 | 0.0 | 0.0 | 0 | 0 | 0 | 0 | 0 | 0 | 1 | 0 | 0 | 0 | 0 | 0 | 0 | 0 | 0 | 0 | 0 | 0 | 0 | W | 31-13 | |
| 2024 TOTALS | | 14-8 | 68 | 50 | 18 | 1.0 | 14.0 | 3 | 22 | 1 | 2 | 44 | 44 | 1 | 9 | 1 | 0 | 0 | 0 | 0 | 0 | 0 | 0 | 0 | 0 | 0 | 9-5 | | |





77 G



QUINN MEINERZ

HEIGHT/WEIGHT: 6-3 / 320

COLLEGE: Wisconsin-Whitewater

BIRTHDAY: Nov. 15, 1998

BORN: Hartford, Wis.

NFL EXPERIENCE: 4th YR

BRONCOS EXPERIENCE: 4th YR

GP/GS: 59/53

ACQUIRED: D3a-'21

AT A GLANCE

- 🐾 *A fourth-year interior offensive lineman who started 53-of-59 games played at guard for Denver from 2021-24. Named a team captain for the first time in his career for the 2024 season.*
- 🐾 *Played in 1,037-of-1,072 offensive snaps (96.7%) and started all 17 games at right guard for the Broncos in 2023.*
- 🐾 *Started all 13 games played at RG during the 2022 season, totaling 752 offensive snaps and allowing only three sacks on 479 pass-blocking snaps.*
- 🐾 *Appeared in 15 games (9 starts) (8 at RG; 1 at LG) during his rookie campaign in 2021.*
- 🐾 *Appeared in 31 games (29 starts) over three seasons (2017-19) at the University of Wisconsin-Whitewater.*
- 🐾 *Became the fifth Division-III player to be selected in the top 100 of an NFL draft.*
- 🐾 *Started all 15 games in 2019, helping the Warhawks lead the Wisconsin Intercollegiate Athletic Conference in rushing (195.7 ypg) and first downs (310), while averaging 30.1 points and 376.7 yards per game.*
- 🐾 *Earned All-Wisconsin Intercollegiate Athletic Conference, Associated Press and American Football Coaches Association first-team honors in 2019.*
- 🐾 *Opened all 14 games in 2018, helping an offensive line that led the WIAC in scoring (39.2 ppg), rushing (240.5 ypg) and total offense (435.8 ypg), while ranking in the top 25 in scoring, first downs (260) and passing yards per completion (15.1).*
- 🐾 *Played two games during his true freshman season at Wisconsin-Whitewater in 2017, earning WIAC Scholastic Honor Roll honors.*
- 🐾 *Prepped at Hartford Union High School in Hartford, Wisc., where he competed in football, track & field and wrestling, while earning honorable mention all-state for offensive and defensive linemen.*
- 🐾 *Selected by the Broncos in the third round (98th overall) of the 2021 NFL Draft.*

2023: Meinerz started all 17 games at right guard for the Broncos, totaling 1,037-of-1,072 offensive snaps (96.7%) for the team.

2022: Meinerz started all 13 games played at RG, totaling 752 offensive snaps and allowing only three sacks on 479 pass-blocking snaps... Did not play or was inactive from Weeks 2-5.

2021: Meinerz, who was selected by the Broncos in the third round (98th overall), appeared in 15 games (9 starts) (8 at RG; 1 at LG) during his rookie campaign... Made his NFL debut in a reserve role vs. NYJ (9/26)... Made first career start and opened the game at left guard vs. Bal. (10/3)... Collected second career start and opened his first career game at right guard vs. Phi. (11/14)... Started the final eight games of the season at right guard.

COLLEGE: Meinerz's 2020 collegiate season was canceled due to the COVID-19 pandemic... Started all 15 games played for the University of Wisconsin-Whitewater in 2019, earning All-Wisconsin Intercollegiate Athletic Conference, Associated Press and American Football Coaches Association first-team honors... Helped the Warhawks lead the WIAC in rushing (195.7 ypg) and first downs (310), while averaging 30.1 points and 376.7 yards per game... Aided the team in advancing to Stagg Bowl XLVII, the Division-III national championship game... Won the team's Glen Wills Offensive Lineman Award along with the Most Valuable Player award... Named to WIAC Scholastic Honor Roll... Opened all 14 games for the Warhawks during his sophomore season in 2018... Named first-team All-Wisconsin Intercollegiate Athletic Conference and was a National Strength and Conditioning Association All-American for his commitment to strength and conditioning... Helped the team lead the conference in scoring (39.2 ppg), rushing (240.5 ypg) and total offense (435.8 ypg), while ranking in the top 25 in scoring, first downs (260) and passing yards per completion (15.1)... Played two games during his true freshman season in 2017... Named to the WIAC Scholastic Honor Roll.

PERSONAL: Meinerz attended Hartford Union High School in Hartford, Wisc., where he was named honorable mention all-state for offensive and defensive linemen during his tenure... Competed in football, track & field and wrestling... Participated in the 2021 Senior Bowl... Quinn Meinerz (pronounced: minors) was born on Nov. 15, 1998, in Hartford, Wisc.





Transactions

Signed by Denver as a draft choice 7/24/21.

Quinn Meinerz's NFL Regular Season Statistics

| DATE | TEAM | GP | GS |
|-------------------|---------|-----------|-----------|
| 2021 | Broncos | 15 | 9 |
| 2022 | Broncos | 13 | 13 |
| 2023 | Broncos | 17 | 17 |
| 2024 | Broncos | 14 | 14 |
| NFL TOTALS | | 59 | 53 |

2021 GAME-BY-GAME REGULAR-SEASON STATISTICS (BRONCOS)

| DATE | OPPONENT | P/S | | W/L | SCORE |
|--------------------|---------------|-------------|---------------------------|-------------|-------|
| 09/12 | at Giants | | DID NOT PLAY (NON-INJURY) | W | 27-13 |
| 09/19 | at Jaguars | | DID NOT PLAY (NON-INJURY) | W | 23-13 |
| 09/26 | Jets | P | | W | 26-0 |
| 10/03 | Ravens | S | | L | 7-23 |
| 10/10 | at Steelers | P | | L | 19-27 |
| 10/17 | Raiders | P | | L | 24-34 |
| 10/21 | at Browns | P | | L | 14-17 |
| 10/31 | Football Team | P | | W | 17-10 |
| 11/07 | at Cowboys | P | | W | 30-16 |
| 11/14 | Eagles | S | | L | 13-30 |
| 11/28 | Chargers | S | | W | 28-13 |
| 12/05 | at Chiefs | S | | L | 9-22 |
| 12/12 | Lions | S | | W | 38-10 |
| 12/19 | Bengals | S | | L | 10-15 |
| 12/26 | at Raiders | S | | L | 13-17 |
| 01/02 | at Chargers | S | | L | 13-34 |
| 01/08 | Chiefs | S | | L | 24-28 |
| 2021 TOTALS | | 15-9 | | 7-10 | |





2022 GAME-BY-GAME REGULAR-SEASON STATISTICS (BRONCOS)

| DATE | OPPONENT | P/S | | W/L | SCORE |
|--------------------|-------------|--------------|---------------------------|-------------|------------|
| 09/12 | at Seahawks | S | | L | 16-17 |
| 09/18 | Texans | | ON INACTIVE LIST | W | 16-9 |
| 09/25 | 49ers | | DID NOT PLAY (NON-INJURY) | W | 11-10 |
| 10/02 | at Raiders | | ON INACTIVE LIST | L | 23-32 |
| 10/06 | Colts | | INACTIVE | L | 9-12+ |
| 10/17 | at Chargers | S | | L | 16-19 + |
| 10/23 | Jets | S | | L | 9-16 |
| 10/30 | at Jaguars | S | | W | 21-17 |
| 11/13 | at Titans | S | | L | 10-17 |
| 11/20 | Raiders | S | | L | 16-22 + |
| 11/27 | at Panthers | S | | L | 10-23 |
| 12/04 | at Ravens | S | | L | 9-10 |
| 12/11 | Chiefs | S | | L | 28-34 |
| 12/18 | Cardinals | S | | W | 24-15 |
| 12/25 | at Rams | S | | L | 14-51 |
| 01/01 | at Chiefs | S | | L | 24-27 |
| 01/08 | Chargers | S | | W | 31-28 |
| 2022 TOTALS | | 13-13 | | 5-12 | |

+ - Overtime





19 WR



MARVIN MIMS JR.

HEIGHT/WEIGHT: 5-11/184

COLLEGE: Oklahoma

BIRTHDAY: Mar. 19, 2002

BORN: Frisco, Texas

NFL EXPERIENCE: 2nd YR

BRONCOS EXPERIENCE: 2nd YR

GP/GS: 30/8

ACQUIRED: D2-'23

AT A GLANCE

A second-year wide receiver who became the second Broncos' rookie in team history to be selected as a Pro Bowler and Associated Press All-Pro in the same season in 2023.

- Appeared in 30 games (8 starts) for the Broncos (2023-24), catching 45 passes for 664 yards (15.7 avg.) with three touchdowns and rushing 20 times for 70 yards (3.5 avg.).
- Had also returned 21 kickoffs for 564 yards (26.9 avg.) with one touchdown and 45 punts for 720 yards (16.0 avg.).
- Totaled 709 return yards during his rookie season in 2023, the most by a Broncos' rookie since WR Eddie Royal (740) in 2008.
- Appeared in 37 games (24 starts) at the University of Oklahoma (2020-22), recording 123 receptions for 2,398 yards (19.5 avg.) with 20 touchdowns.
- Rushed five times for 35 yards (7.0 avg.) and also returned 33 punts for 391 yards (11.8 avg.) and three kickoffs for 70 yards (23.3 avg.).
- Was named first-team All-Big 12 by the conference coaches and second-team All-Big 12 by the Associated Press in 2022 after leading the Sooners with 54 catches for 1,083 yards (20.1 avg.) with six scores in 13 games (12 starts).
- Started 11-of-13 games played in 2021, leading the team with 705 yards on 32 catches (22.0 avg.) with five touchdowns to earn All-Big 12 honorable mention accolades.
- Was named second-team All-Big 12 by the league's coaches and media after playing in 11 games (1 start) and leading the team with 610 yards on 37 receptions (16.5 avg.) with nine scores in 2020.
- Became the first Oklahoma wide receiver to earn FWAA Freshman All-America status and also received Freshman All-America honors from The Athletic and ESPN.
- Prepped at Lone Star High School in Frisco, Texas, where he became the Texas high school state record holder in career receiving yards (5,485) and single-season receiving yards (2,629).
- Selected by the Broncos in the second round (63rd overall) of the 2023 NFL Draft.

MIMS' TROPHY CASE

| | |
|-----------------------|------|
| Pro Bowl (1) | 2023 |
| All-Pro (second team) | 2023 |

2024: Mims Jr. returned three kickoffs for 69 yards (23.0 avg.) and five punts for 47 yards (9.4 avg.) in the season opener at Sea. (9/8)... His 116 total return yards were the most by a Bronco in a Week 1 matchup since former Broncos WR Eric Decker (128) in 2011 (vs. Oak., 9/12)... Rushed once for 17 yards and caught one pass for seven yards along with returning two punts for 54 yards (27.0 avg.) vs. L.V. (10/6)... Totaled 110 all-purpose yards vs. Atl. (11/17), returning three punts for 57 yards (19.0 avg.), catching two passes for 49 yards (24.5 avg.) and rushing three times for four yards (1.3 avg.)... He also recorded his first touchdown of the season after carrying the ball 12 yards on a screen versus the Falcons... Caught three passes for 44 yards (14.7 avg.) in the win at L.V. (11/24)... Recorded his second career 100-yard performance after catching three passes for 105 yards (25.0 avg.) with one touchdown vs. Cle. (12/2)... His 93-yard touchdown connecting with QB Bo Nix against Cleveland was tied for the fourth-longest touchdown in team history... Recorded a career-high 97 yards (32.3 avg.) on three punt returns in the win vs. Ind (12/15), totaling 720 punt return yards in his first two NFL seasons... It is the fourth-most by a Bronco in that span and the most since former Broncos CB Deltha O'Neal (759) from 2000-01...

2023: Mims Jr. became the second Broncos' rookie in team history to be selected to the Pro Bowl and Associated Press All-Pro team same season... Caught 22 passes for 377 yards (17.1 avg.) with one touchdown and rushed nine times for 30 yards (3.3 avg.) during his rookie season... Also returned 15 kickoffs for 397 yards (26.5 avg.) with one touchdown and 19 punts for 312 yards (16.4 avg.)... His 709 return yards were the most by a Broncos' rookie since WR Eddie Royal (740) in 2008... Made his NFL debut in the season opener vs. L.V. (9/10), catching two passes for nine yards (4.5 avg.) and returning two kickoffs for 55 yards (27.5 avg.)... His 55 kickoff return yards were the most by a Bronco in a Week 1 game since CB Perrish Cox's 62 in 2010 (at Jac., 9/12)... It was also the most kickoff return yards by a Broncos rookie since WR Tyrie Cleveland's 77 yards in





2020 (at K.C., 12/6)... Caught two passes for 113 yards (56.5 avg.), including his first NFL touchdown of 60 yards from QB Russell Wilson, vs. Was. (9/17)... Also rushed twice for 10 yards (5.0 avg.) and returned one punt for 45 yards (45.0 avg.)... With catches of 60 and 53 yards, became the first Bronco rookie since the AFL-NFL merger to record multiple catches of 50+ yards in the same game... Also became the first Bronco rookie and eighth NFL rookie since 1998 to record three plays of 45 or more yards in a single game with his catches of 53 and 60 yards and punt return of 45 yards... Caught three passes for 73 yards (24.3 avg.) and also returned two kickoffs for 121 yards (60.5 avg.), including returning one for a 99-yard score, at Mia. (9/24)... His 99-yard kickoff return touchdown was the fifth-longest by a Bronco and the first kickoff return score by a Denver player since former Broncos WR Trindon Holliday in 2013 (vs. Phi., 9/29)... Returned a punt 25 yards to help set up a score and also caught two passes for 47 yards to help the Broncos win at Chi. (10/1)... His 48-yard reception from Wilson in the fourth quarter helped set up the game-winning 51-yard field goal by K Wil Lutz... Caught three passes for a team-high 63 yards (21.0 avg.) and also returned three punts for 59 yards (19.7 avg.) and two kickoffs for 28 yards (14.0 avg.) vs. N.E. (12/24).

COLLEGE: Mims Jr. appeared in 37 games (24 starts) at Oklahoma (2020-22), where he caught 213 passes for 2,398 yards (19.5 avg.) with 20 scores... Also rushed five times for 35 yards (7.0 avg.) while returning 33 punts for 391 yards (11.8 avg.) and three kickoffs for 70 yards (23.3 avg.)... Was named first-team All-Big 12 by the league's coaches and second-team All-Big 12 by the Associated Press in 2022 after playing in 13 games (12 starts)... Led the team with 54 receptions for 1,083 yards (20.1 avg.) with six touchdowns... Led the conference in yards per reception while also ranking second in receiving yards and receiving yards per game (83.3)... Also returned 10 punts for 160 yards (16.0 avg.)... Started 11-of-13 games played during 2021, leading the team with 705 yards on 32 catches (22.0 avg.) with five touchdowns to earn All-Big 12 honorable mention accolades... Led the conference and ranked fourth in the nation in yards per reception... Also returned 10 punts for 69 yards (6.9 avg.) and two kickoffs for 51 yards (25.5 avg.)... Became the first Oklahoma wide receiver to earn FWAAs Freshman All-America status and also received Freshman All-American honors from The Athletic and ESPN in 2020... Was named second-team All-Big 12 by the league's coaches and media after playing in 11 games (1 start) and leading the team with 610 yards on 37 receptions (16.5 avg.) with nine scores... His nine receiving scores were a Big 12 true freshman record... Also ranked eighth nationally with a 12.5 punt return average (162 yards on 13 returns).

PERSONAL: Mims Jr. was the Texas high school state record holder in career receiving yards (5,485) and single-season receiving yards (2,629)... Also recorded 32 touchdowns on 117 catches during his senior season at Lone Star High School in Frisco, Texas... Produced over 5,400 receiving yards and more than 60 touchdowns during his high school career... Was a finance major at the University of Oklahoma... Marvin Mims Jr. was born on March 19, 2002, in Frisco, Texas.

BRONCOS ROOKIES TO BE NAMED TO PRO BOWL

| Player | Pos. | Year |
|-----------------|------|------|
| Marvin Mims Jr. | KR | 2023 |
| Phillip Lindsay | RB | 2018 |
| Von Miller | OLB | 2011 |
| Jim Fraser | LB | 1962 |
| Donnie Stone | FB | 1961 |

Transactions

Signed by Denver as a draft pick 5/16/23.

REGULAR SEASON COMPARISON: RECEIVING - LOS ANGELES CHARGERS

| DATE | OPP | W/L | GP/GS | REC | YDS. | AVG. | TD | LG | TGTS | YAC |
|---------------|-------------|-----|----------------|----------|-----------|------------|----------|----------|----------|-----------|
| 12/10/23 | DEN @ LAC | W | S | 2 | 11 | 5.5 | 0 | 8 | 3 | 20 |
| 10/13/24 | DEN vs. LAC | L | P | 0 | 0 | 0 | 0 | 0 | 3 | 0 |
| TOTALS | | | 1/1 2/1 | 2 | 11 | 5.5 | 0 | 8 | 6 | 20 |





Marvin Mims Jr.'s NFL Regular Season Rushing/Receiving Statistics

| DATE | TEAM | GP | GS | RECEIVING | | | | | RUSHING | | | | |
|-------------------|---------|-----------|----------|-----------|------------|-------------|------------|----------|-----------|-----------|------------|-----------|----------|
| | | | | NO. | YDS. | AVG. | LG | TD | NO. | YDS. | AVG. | LG | TD |
| 2023 | Broncos | 16 | 7 | 22 | 377 | 17.1 | 60t | 1 | 9 | 30 | 3.3 | 11 | 0 |
| 2024 | Broncos | 14 | 1 | 23 | 287 | 12.5 | 93t | 2 | 11 | 40 | 3.6 | 17 | 0 |
| NFL TOTALS | | 30 | 8 | 45 | 664 | 14.8 | 93T | 3 | 20 | 70 | 3.5 | 17 | 0 |

Marvin Mims Jr.'s NFL Regular Season Return Statistics

| DATE | TEAM | KICKOFF RETURNS | | | | | PUNT RETURNS | | | | | |
|-------------------|---------|-----------------|------------|-------------|------------|----------|--------------|-----------|------------|-------------|-----------|----------|
| | | RET. | YDS. | AVG. | LG | TD | NO. | FC | YDS. | AVG. | LG | TD |
| 2023 | Broncos | 15 | 397 | 26.5 | 99t | 1 | 19 | 13 | 312 | 16.4 | 52 | 0 |
| 2024 | Broncos | 6 | 167 | 27.8 | 38 | 0 | 26 | 17 | 408 | 15.7 | 61 | 0 |
| NFL TOTALS | | 21 | 564 | 26.9 | 99T | 1 | 45 | 30 | 720 | 16.0 | 61 | 0 |





SINGLE-GAME HIGHS: RUSHING/RECEIVING

| | |
|--|--|
| <p>Rush Attempts 3 vs. Atlanta Falcons, Nov 17, 2024 3 at Kansas City Chiefs, Nov 10, 2024 2 at Las Vegas Raiders, Nov 24, 2024 2 vs. Washington Commanders, Sep 17, 2023 1 vs. Las Vegas Raiders, Oct 06, 2024 ...7 more at 1.</p> <p>Rushing Yards 17 at Kansas City Chiefs, Nov 10, 2024 17 vs. Las Vegas Raiders, Oct 06, 2024 11 at Detroit Lions, Dec 16, 2023 11 vs. Cleveland Browns, Nov 26, 2023 10 vs. Washington Commanders, Sep 17, 2023</p> <p>Longest Runs 17 vs. Las Vegas Raiders, Oct 06, 2024 14 at Kansas City Chiefs, Nov 10, 2024 11 at Detroit Lions, Dec 16, 2023 11 vs. Cleveland Browns, Nov 26, 2023 8 at Houston Texans, Dec 03, 2023 ...1 more at 8.</p> <p>Receptions 4 vs. Indianapolis Colts, Dec 15, 2024 4 at Kansas City Chiefs, Nov 10, 2024 3 vs. Cleveland Browns, Dec 02, 2024 3 at Las Vegas Raiders, Nov 24, 2024 ...2 more at 3.</p> <p>Receiving Yards 113 vs. Washington Commanders, Sep 17, 2023 105 vs. Cleveland Browns, Dec 02, 2024 73 at Miami Dolphins, Sep 24, 2023 63 vs. New England Patriots, Dec 24, 2023 49 vs. Atlanta Falcons, Nov 17, 2024</p> <p>Receiving Average 35.0 vs. Cleveland Browns, Dec 02, 2024 24.3 at Miami Dolphins, Sep 24, 2023 21.0 vs. New England Patriots, Dec 24, 2023 14.7 at Las Vegas Raiders, Nov 24, 2024 5.0 vs. Indianapolis Colts, Dec 15, 2024</p> <p>Longest Receptions 93t vs. Cleveland Browns, Dec 02, 2024 60t vs. Washington Commanders, Sep 17, 2023 53 vs. Washington Commanders, Sep 17, 2023 48 at Chicago Bears, Oct 01, 2023 47 vs. New England Patriots, Dec 24, 2023</p> <p>Receiving TDs 1 vs. Cleveland Browns, Dec 02, 2024 1 vs. Atlanta Falcons, Nov 17, 2024 1 vs. Washington Commanders, Sep 17, 2023</p> <p>All-Purpose Yards 197 at Miami Dolphins, Sep 24, 2023 168 vs. Washington Commanders, Sep 17, 2023 150 vs. New England Patriots, Dec 24, 2023 119 vs. Cleveland Browns, Dec 02, 2024 117 vs. Indianapolis Colts, Dec 15, 2024</p> <p>Kickoff Returns 3 at Seattle Seahawks, Sep 08, 2024 2 at New Orleans Saints, Oct 17, 2024 2 at Las Vegas Raiders, Jan 07, 2024 2 vs. New England Patriots, Dec 24, 2023 ...4 more at 2.</p> <p>Kickoff Return Yards 121 at Miami Dolphins, Sep 24, 2023 69 at Seattle Seahawks, Sep 08, 2024 60 at New Orleans Saints, Oct 17, 2024 55 at Las Vegas Raiders, Jan 07, 2024 55 vs. Las Vegas Raiders, Sep 10, 2023</p> | <p>Longest Kickoff Return 99t at Miami Dolphins, Sep 24, 2023 38 at Baltimore Ravens, Nov 03, 2024 35 at Las Vegas Raiders, Jan 07, 2024 31 at New Orleans Saints, Oct 17, 2024 31 vs. New England Patriots, Dec 24, 2023 ...1 more at 31.</p> <p>Kickoff Return TDs 1 at Miami Dolphins, Sep 24, 2023</p> <p>Fair Catches 4 vs. Carolina Panthers, Oct 27, 2024 4 at New York Jets, Sep 29, 2024 2 at New Orleans Saints, Oct 17, 2024 2 vs. New England Patriots, Dec 24, 2023 ...2 more at 2.</p> <p>Punt Return Yards 97 vs. Indianapolis Colts, Dec 15, 2024 59 vs. New England Patriots, Dec 24, 2023 57 vs. Atlanta Falcons, Nov 17, 2024 54 vs. Las Vegas Raiders, Oct 06, 2024 47 at Seattle Seahawks, Sep 08, 2024 61 vs. Indianapolis Colts, Dec 15, 2024 52 vs. New England Patriots, Dec 24, 2023 45 vs. Washington Commanders, Sep 17, 2023 38 vs. Las Vegas Raiders, Oct 06, 2024 37 vs. Atlanta Falcons, Nov 17, 2024 5 at Seattle Seahawks, Sep 08, 2024 3 vs. Indianapolis Colts, Dec 15, 2024 3 vs. Atlanta Falcons, Nov 17, 2024 3 vs. Pittsburgh Steelers, Sep 15, 2024 ...2 more at 3.</p> <p>Punt Returns 32.3 vs. Indianapolis Colts, Dec 15, 2024 19.7 vs. New England Patriots, Dec 24, 2023 19.0 vs. Atlanta Falcons, Nov 17, 2024 11.0 at Las Vegas Raiders, Jan 07, 2024 9.4 at Seattle Seahawks, Sep 08, 2024</p> <p>Kickoff Return Average 23.0 at Seattle Seahawks, Sep 08, 2024</p> <p>Most TDs 1 vs. Cleveland Browns, Dec 02, 2024 1 vs. Atlanta Falcons, Nov 17, 2024 1 at Miami Dolphins, Sep 24, 2023 ...1 more at 1.</p> <p>Miscellaneous Tackles 1 at Los Angeles Chargers, Dec 10, 2023 1 at Houston Texans, Dec 03, 2023</p> |
|--|--|

100-YARD RECEIVING GAMES (2): REGULAR SEASON

| DATE | TEAM | NO. | YDS. | AVG. | LG | TD |
|----------|----------------|-----|------|------|-----|----|
| 09/17/23 | COMMANDE RS | 2 | 113 | 56.5 | 60t | 1 |
| 12/02/24 | BROWNS | 3 | 105 | 35.0 | 93t | 1 |





2023 GAME-BY-GAME REGULAR-SEASON STATISTICS (BRONCOS)

| DATE | OPPONENT | P/S | RECEIVING | | | | | RUSHING | | | | | W/L | SCORE |
|--------------------|-------------|-------------|------------------|------------|-------------|------------|----------|----------|-----------|------------|-----------|----------|------------|-------|
| | | | NO. | YDS. | AVG. | LG | TD | NO. | YDS. | AVG. | LG | TD | | |
| 09/10 | Raiders | P | 2 | 9 | 4.5 | 5 | 0 | 0 | 0 | 0.0 | 0 | 0 | L | 16-17 |
| 09/17 | Commanders | P | 2 | 113 | 56.5 | 60t | 1 | 2 | 10 | 5.0 | 8 | 0 | L | 33-35 |
| 09/24 | at Dolphins | P | 3 | 73 | 24.3 | 38 | 0 | 1 | 3 | 3.0 | 3 | 0 | L | 20-70 |
| 10/01 | at Bears | S | 2 | 47 | 23.5 | 48 | 0 | 0 | 0 | 0.0 | 0 | 0 | W | 31-28 |
| 10/08 | Jets | S | 1 | 4 | 4.0 | 4 | 0 | 0 | 0 | 0.0 | 0 | 0 | L | 21-31 |
| 10/12 | at Chiefs | P | 0 | 0 | 0.0 | 0 | 0 | 0 | 0 | 0.0 | 0 | 0 | L | 8-19 |
| 10/22 | Packers | P | 0 | 0 | 0.0 | 0 | 0 | 1 | -11 | -11.0 | -11 | 0 | W | 19-17 |
| 10/29 | Chiefs | P | 1 | 0 | 0.0 | 0 | 0 | 0 | 0 | 0.0 | 0 | 0 | W | 24-9 |
| 11/13 | at Bills | S | 0 | 0 | 0.0 | 0 | 0 | 1 | -3 | -3.0 | -3 | 0 | W | 24-22 |
| 11/19 | Vikings | P | 2 | 12 | 6.0 | 8 | 0 | 0 | 0 | 0.0 | 0 | 0 | W | 21-20 |
| 11/26 | Browns | P | 2 | 24 | 12.0 | 16 | 0 | 1 | 11 | 11.0 | 11 | 0 | W | 29-12 |
| 12/03 | at Texans | S | 1 | 5 | 5.0 | 5 | 0 | 1 | 8 | 8.0 | 8 | 0 | L | 17-22 |
| 12/10 | at Chargers | S | 2 | 11 | 5.5 | 8 | 0 | 0 | 0 | 0.0 | 0 | 0 | W | 24-7 |
| 12/16 | at Lions | P | 0 | 0 | 0.0 | 0 | 0 | 1 | 11 | 11.0 | 11 | 0 | L | 17-42 |
| 12/24 | Patriots | S | 3 | 63 | 21.0 | 47 | 0 | 0 | 0 | 0.0 | 0 | 0 | L | 23-26 |
| 12/31 | Chargers | | ON INACTIVE LIST | | | | | | | | | | W | 16-9 |
| 01/07 | at Raiders | S | 1 | 16 | 16.0 | 16 | 0 | 1 | 1 | 1.0 | 1 | 0 | L | 14-27 |
| 2023 TOTALS | | 16-7 | 22 | 377 | 17.1 | 60T | 1 | 9 | 30 | 3.3 | 11 | 0 | 8-9 | |

2024 GAME-BY-GAME REGULAR-SEASON STATISTICS (BRONCOS)

| DATE | OPPONENT | P/S | RECEIVING | | | | | RUSHING | | | | | W/L | SCORE |
|--------------------|---------------|-------------|-----------|------------|-------------|------------|----------|-----------|-----------|------------|-----------|----------|------------|-------|
| | | | NO. | YDS. | AVG. | LG | TD | NO. | YDS. | AVG. | LG | TD | | |
| 09/08 | at Seahawks | S | 0 | 0 | 0.0 | 0 | 0 | 0 | 0 | 0.0 | 0 | 0 | L | 20-26 |
| 09/15 | Steelers | P | 1 | 10 | 10.0 | 8 | 0 | 0 | 0 | 0.0 | 0 | 0 | L | 6-13 |
| 09/22 | at Buccaneers | P | 1 | 9 | 9.0 | 9 | 0 | 0 | 0 | 0.0 | 0 | 0 | W | 26-7 |
| 09/29 | at Jets | P | 0 | 0 | 0.0 | 0 | 0 | 0 | 0 | 0.0 | 0 | 0 | W | 10-9 |
| 10/06 | Raiders | P | 1 | 7 | 7.0 | 7 | 0 | 1 | 17 | 17.0 | 17 | 0 | W | 34-18 |
| 10/13 | Chargers | P | 0 | 0 | 0.0 | 0 | 0 | 0 | 0 | 0.0 | 0 | 0 | L | 16-23 |
| 10/17 | at Saints | P | 2 | 18 | 9.0 | 11 | 0 | 0 | 0 | 0.0 | 0 | 0 | W | 33-10 |
| 10/27 | Panthers | P | 1 | 8 | 8.0 | 8 | 0 | 0 | 0 | 0.0 | 0 | 0 | W | 28-14 |
| 11/03 | at Ravens | P | 1 | 4 | 4.0 | 4 | 0 | 0 | 0 | 0.0 | 0 | 0 | L | 10-41 |
| 11/10 | at Chiefs | P | 4 | 13 | 3.3 | 6 | 0 | 3 | 17 | 5.7 | 14 | 0 | L | 14-16 |
| 11/17 | Falcons | P | 2 | 49 | 24.5 | 37 | 1 | 3 | 4 | 1.3 | 6 | 0 | W | 38-6 |
| 11/24 | at Raiders | P | 3 | 44 | 14.7 | 37 | 0 | 2 | -2 | -1.0 | 3 | 0 | W | 29-19 |
| 12/02 | Browns | P | 3 | 105 | 35.0 | 93t | 1 | 1 | 4 | 4.0 | 4 | 0 | W | 41-32 |
| 12/15 | Colts | P | 4 | 20 | 5.0 | 11 | 0 | 1 | 0 | 0.0 | 0 | 0 | W | 31-13 |
| 2024 TOTALS | | 14-1 | 23 | 287 | 12.5 | 93T | 2 | 11 | 40 | 3.6 | 17 | 0 | 9-5 | |






2023 GAME-BY-GAME REGULAR-SEASON STATISTICS (BRONCOS)

| DATE | OPPONENT | P/S | KICKOFF RETURNS | | | | | PUNT RETURNS | | | | | | | W/L | SCORE |
|--------------------|-------------|-------------|------------------|------------|-------------|------------|----------|--------------|-----------|------------|-------------|-----------|----------|------------|-------|-------|
| | | | RET | YDS | AVG | LG | TD | NO | FC | YDS | AVG | LG | TD | | | |
| 09/10 | Raiders | P | 2 | 55 | 27.5 | 30 | 0 | 0 | 1 | 0 | 0.0 | 0 | 0 | L | 16-17 | |
| 09/17 | Commanders | P | 0 | 0 | 0.0 | 0 | 0 | 1 | 1 | 45 | 45.0 | 45 | 0 | L | 33-35 | |
| 09/24 | at Dolphins | P | 2 | 121 | 60.5 | 99t | 1 | 0 | 1 | 0 | 0.0 | 0 | 0 | L | 20-70 | |
| 10/01 | at Bears | S | 1 | 0 | 0.0 | 0 | 0 | 1 | 1 | 25 | 25.0 | 25 | 0 | W | 31-28 | |
| 10/08 | Jets | S | 0 | 0 | 0.0 | 0 | 0 | 1 | 0 | 0 | 0.0 | 0 | 0 | L | 21-31 | |
| 10/12 | at Chiefs | P | 0 | 0 | 0.0 | 0 | 0 | 2 | 0 | 30 | 15.0 | 18 | 0 | L | 8-19 | |
| 10/22 | Packers | P | 0 | 0 | 0.0 | 0 | 0 | 1 | 1 | 11 | 11.0 | 11 | 0 | W | 19-17 | |
| 10/29 | Chiefs | P | 1 | 28 | 28.0 | 28 | 0 | 1 | 0 | 31 | 31.0 | 31 | 0 | W | 24-9 | |
| 11/13 | at Bills | S | 1 | 31 | 31.0 | 31 | 0 | 2 | 1 | 44 | 22.0 | 27 | 0 | W | 24-22 | |
| 11/19 | Vikings | P | 0 | 0 | 0.0 | 0 | 0 | 0 | 0 | 0 | 0.0 | 0 | 0 | W | 21-20 | |
| 11/26 | Browns | P | 0 | 0 | 0.0 | 0 | 0 | 1 | 0 | 2 | 2.0 | 2 | 0 | W | 29-12 | |
| 12/03 | at Texans | S | 2 | 44 | 22.0 | 27 | 0 | 1 | 2 | 7 | 7.0 | 7 | 0 | L | 17-22 | |
| 12/10 | at Chargers | S | 0 | 0 | 0.0 | 0 | 0 | 2 | 2 | 25 | 12.5 | 13 | 0 | W | 24-7 | |
| 12/16 | at Lions | P | 2 | 35 | 17.5 | 20 | 0 | 0 | 1 | 0 | 0.0 | 0 | 0 | L | 17-42 | |
| 12/24 | Patriots | S | 2 | 28 | 14.0 | 31 | 0 | 3 | 2 | 59 | 19.7 | 52 | 0 | L | 23-26 | |
| 12/31 | Chargers | | ON INACTIVE LIST | | | | | | | | | | | W | 16-9 | |
| 01/07 | at Raiders | S | 2 | 55 | 27.5 | 35 | 0 | 3 | 0 | 33 | 11.0 | 15 | 0 | L | 14-27 | |
| 2023 TOTALS | | 16-7 | 15 | 397 | 26.5 | 99T | 1 | 19 | 13 | 312 | 16.4 | 52 | 0 | 8-9 | | |

2024 GAME-BY-GAME REGULAR-SEASON STATISTICS (BRONCOS)

| DATE | OPPONENT | P/S | KICKOFF RETURNS | | | | | PUNT RETURNS | | | | | | | W/L | SCORE |
|--------------------|---------------|-------------|-----------------|------------|-------------|-----------|----------|--------------|-----------|------------|-------------|-----------|----------|------------|-------|-------|
| | | | RET | YDS | AVG | LG | TD | NO | FC | YDS | AVG | LG | TD | | | |
| 09/08 | at Seahawks | S | 3 | 69 | 23.0 | 26 | 0 | 5 | 0 | 47 | 9.4 | 18 | 0 | L | 20-26 | |
| 09/15 | Steelers | P | 0 | 0 | 0.0 | 0 | 0 | 3 | 1 | 20 | 6.7 | 9 | 0 | L | 6-13 | |
| 09/22 | at Buccaneers | P | 0 | 0 | 0.0 | 0 | 0 | 1 | 1 | 27 | 27.0 | 27 | 0 | W | 26-7 | |
| 09/29 | at Jets | P | 0 | 0 | 0.0 | 0 | 0 | 1 | 4 | 5 | 5.0 | 5 | 0 | W | 10-9 | |
| 10/06 | Raiders | P | 0 | 0 | 0.0 | 0 | 0 | 2 | 0 | 54 | 27.0 | 38 | 0 | W | 34-18 | |
| 10/13 | Chargers | P | 0 | 0 | 0.0 | 0 | 0 | 1 | 1 | 10 | 10.0 | 10 | 0 | L | 16-23 | |
| 10/17 | at Saints | P | 2 | 60 | 30.0 | 31 | 0 | 2 | 2 | 13 | 6.5 | 12 | 0 | W | 33-10 | |
| 10/27 | Panthers | P | 0 | 0 | 0.0 | 0 | 0 | 1 | 4 | 0 | 0.0 | 0 | 0 | W | 28-14 | |
| 11/03 | at Ravens | P | 1 | 38 | 38.0 | 38 | 0 | 1 | 0 | 18 | 18.0 | 18 | 0 | L | 10-41 | |
| 11/10 | at Chiefs | P | 0 | 0 | 0.0 | 0 | 0 | 1 | 1 | 28 | 28.0 | 28 | 0 | L | 14-16 | |
| 11/17 | Falcons | P | 0 | 0 | 0.0 | 0 | 0 | 3 | 0 | 57 | 19.0 | 37 | 0 | W | 38-6 | |
| 11/24 | at Raiders | P | 0 | 0 | 0.0 | 0 | 0 | 1 | 1 | 22 | 22.0 | 22 | 0 | W | 29-19 | |
| 12/02 | Browns | P | 0 | 0 | 0.0 | 0 | 0 | 1 | 1 | 10 | 10.0 | 10 | 0 | W | 41-32 | |
| 12/15 | Colts | P | 0 | 0 | 0.0 | 0 | 0 | 3 | 1 | 97 | 32.3 | 61 | 0 | W | 31-13 | |
| 2024 TOTALS | | 14-1 | 6 | 167 | 27.8 | 38 | 0 | 26 | 17 | 408 | 15.7 | 61 | 0 | 9-5 | | |





21 CB



RILEY MOSS

HEIGHT/WEIGHT: 6-1/193

COLLEGE: Iowa

BIRTHDAY: Mar. 3, 2000

BORN: Ankeny, Iowa

NFL EXPERIENCE: 2nd YR

BRONCOS EXPERIENCE: 2nd YR

GP/GS: 26/12

ACQUIRED: D3b-'23

AT A GLANCE

- A second-year cornerback who has played in 26 games (12 starts) for the Broncos (2023-24), recording 74 tackles (54 solo), one interception, eight passes defended, one forced fumble, one fumble recovery and three special-teams tackles.
- Appeared in 54 career games (40 starts) over five seasons (2018-22) at the University of Iowa.
- Recorded 158 tackles (123 solo), 11 interceptions (239 yds., 3 TDs), 37 passes defended, two forced fumbles and one fumble recovery during his collegiate career.
- Recorded 47 tackles (31 solo), one interception, 12 passes defended and two forced fumbles in 13 starts in 2022, being named second-team All-Big Ten by the Associated Press.
- Produced 39 tackles (34 solo), four interceptions (85 yds., 2 TDs), nine passes defended and one fumble recovery to earn third-team All-America honors by the Associated Press and first-team All-Big Ten in 2021.
- Was named All-Big Ten honorable mention by the league's coaches and media in 2020 after making 43 tackles (33 solo), two interceptions (111 yds, 1 TD) and six passes defended in eight starts.
- Appeared in 13 games (6 starts) in 2018, totaling 24 tackles (20 solo), two interceptions (36 yds.) and five passes defended.
- Attended Centennial High School in Ankeny, Iowa, where he recorded 29 tackles and one interception as a senior along with 14 kickoff returns for 358 yards (25.6 avg.) with one touchdown and 24 punt returns for 347 yards (14.5 avg.) with one touchdown.
- Selected by the Broncos in the third round (83rd overall) of the 2023 NFL Draft.

2024: Moss has started 11 contests for Denver, logging 67 tackles (49 solo), one interception, seven passes defended, one forced fumble and one fumble recovery... Made his first career start and led the Broncos with 12 tackles (8 solo) at Sea. (9/8)... Tied for the seventh most tackles (12) in the NFL on opening weekend... Recorded six tackles (3 solo) along with first-career pass defended and forced fumble (recovered by S Brandon Jones) to help seal the victory late in the fourth quarter at T.B. (9/22)... Tallied eight tackles (7 solo), one pass defended and a fumble recovery (forced by S Brandon Jones) on the Jets' opening drive at NYJ (9/29). Nabbed two passes defended, including first-career interception on a jump ball from Raiders QB Gardner Minshew vs. L.V. (10/6)... Registered six tackles (all solo) and two passes defended vs. Atl. (11/17).

2023: Moss finished his rookie season with three tackles (1 solo) in 14 games after being drafted in the third round (83rd overall) of the 2023 NFL Draft... Made his NFL debut at Mia. (9/24)... Made his first career tackle in the win vs. Min. (11/19).

COLLEGE: Moss played five seasons (2018-22) at the University of Iowa, finishing his career with 158 tackles (123 solo), 11 interceptions (239 yds.), 37 passes defended, two forced fumbles and one fumble recovery... Earned first-team All-Big Ten accolades by the league's coaches and second-team All-Big Ten by the media and Associated Press in 2022 after producing 47 tackles (31 solo), one interception, 12 passes defended and two forced fumbles in 13 starts... Started all 11 games in 2021, racking up 39 tackles (34 solo), four interceptions (85 yds., 2 TDs), nine passes defended and one fumble recovery to earn third-team All-America and first-team All-Big Ten honors by the Associated Press... Was named Big Ten Conference Defensive Player of the Week after picking off two passes and returning them for scores vs. Indiana (9/4)... Named All-Big Ten honorable mention by the league's coaches and media after starting all eight games at cornerback in 2020... Made 43 tackles (33 solo), two interceptions (111 yds, 1 TD) and six passes defended... Played in nine games (2 starts) in 2019, totaling five solo tackles, two interceptions (7 yds.) and five passes defended... Made appearances in all 13 games (6 starts) in 2018, totaling 24 tackles (20 solo), two interceptions (36 yds.) and five passes defended... Was named Big 10 Conference Freshman of the Week after making five tackles (4 solo) and picking off two passes at Minnesota (10/6).

PERSONAL: Moss attended Centennial High School in Ankeny, Iowa, where he was first-team Class 4A All-State and All-District, named to the Des Moines Register Elite All-State team and was a finalist for the State of Iowa Male Athlete of the Year as a senior... Was a two-time letter winner in football as a defensive back, wide receiver and return specialist... Also lettered in track as a sprinter and hurdler... Earned his bachelor's degree in sports and recreation management from the University of Iowa... Riley Moss was born on March 3, 2000, in Ankeny, Iowa.





Transactions

Signed by Denver as a draft pick 5/12/23.

REGULAR SEASON COMPARISON: DEFENSIVE - LOS ANGELES CHARGERS

| DATE | OPP | W/L | GP/GS | TACKLES | | | | | | | | MISC | | | | |
|---------------|-------------|------------|------------|----------|----------|----------|------------|------------|----------|----------|----------|----------|----------|----------|----------|----------|
| | | | | TOT | SOLO | ASST | SACK | YDS. | INT | TFL | PD | QBH | TD | FF | FR | |
| 12/10/23 | DEN @ LAC | W | P | 1 | 0 | 1 | 0.0 | 0.0 | 0 | 0 | 0 | 0 | 0 | 0 | 0 | 0 |
| 12/31/23 | DEN vs. LAC | W | P | 0 | 0 | 0 | 0.0 | 0.0 | 0 | 0 | 0 | 0 | 0 | 0 | 0 | 0 |
| 10/13/24 | DEN vs. LAC | L | S | 6 | 5 | 1 | 0.0 | 0.0 | 0 | 0 | 1 | 0 | 0 | 0 | 0 | 0 |
| TOTALS | | 2/1 | 3/1 | 7 | 5 | 2 | 0.0 | 0.0 | 0 | 0 | 1 | 0 | 0 | 0 | 0 | 0 |

Riley Moss' NFL Regular Season Defensive Statistics

| DATE | TEAM | GP | GS | TACKLES | | | | | | | | INTERCEPTIONS | | | | | O. FUMB | | | | ST | | | | MISC | | | | | |
|-------------------|---------|-----------|-----------|-----------|-----------|-----------|----------|----------|------------|------------|----------|---------------|----------|----------|----------|----------|----------|----------|----------|----------|----------|----------|----------|----------|----------|----------|----------|----------|----------|---|
| | | | | TK | S | A | TFL | YDS | SK | YDS | QBH | NO | YDS | LG | TD | PD | FF | FR | TD | YDS | TK | S | A | FF | FR | S | A | | | |
| 2023 | Broncos | 14 | 0 | 3 | 1 | 2 | 0 | 0 | 0.0 | 0.0 | 0 | 0 | 0 | 0 | 0 | 0 | 0 | 0 | 0 | 0 | 0 | 0 | 0 | 3 | 1 | 2 | 0 | 0 | 0 | 0 |
| 2024 | Broncos | 12 | 12 | 71 | 53 | 18 | 1 | 3 | 0.0 | 0.0 | 0 | 1 | 0 | 0 | 0 | 8 | 1 | 1 | 0 | 0 | 0 | 0 | 0 | 0 | 0 | 0 | 0 | 0 | 0 | |
| NFL TOTALS | | 26 | 12 | 74 | 54 | 20 | 1 | 3 | 0.0 | 0.0 | 0 | 1 | 0 | 0 | 0 | 8 | 1 | 1 | 0 | 0 | 0 | 0 | 3 | 1 | 2 | 0 | 0 | 0 | 0 | |

SINGLE-GAME HIGHS: DEFENSIVE

- Total Tackles** 12 at Seattle Seahawks, Sep 08, 2024
8 at New York Jets, Sep 29, 2024
6 vs. Atlanta Falcons, Nov 17, 2024
6 at Kansas City Chiefs, Nov 10, 2024
6 at New Orleans Saints, Oct 17, 2024
...2 more at 6.
- Solo Tackles** 8 at Seattle Seahawks, Sep 08, 2024
7 at New York Jets, Sep 29, 2024
6 vs. Atlanta Falcons, Nov 17, 2024
5 vs. Los Angeles Chargers, Oct 13, 2024
4 at Las Vegas Raiders, Nov 24, 2024
...2 more at 4.
- Passes Defensed** 2 vs. Atlanta Falcons, Nov 17, 2024
2 vs. Las Vegas Raiders, Oct 06, 2024
1 at Las Vegas Raiders, Nov 24, 2024
1 vs. Los Angeles Chargers, Oct 13, 2024
...2 more at 1.
- Forced Fumbles** 1 at Tampa Bay Buccaneers, Sep 22, 2024
- Interceptions** 1 vs. Las Vegas Raiders, Oct 06, 2024






2023 GAME-BY-GAME REGULAR-SEASON STATISTICS (BRONCOS)

| DATE | OPPONENT | P/S | TACKLES | | | | | | INTERCEPTIONS | | | | O. FUMB | | | | ST | | | | MISC | | SCORE | | | | | |
|--------------------|-------------|-----|------------------|---|---|-----|-----|-----|---------------|-----|----|-----|---------|----|----|----|----|----|-----|----|------|---|-------|-------|----|---|------------|-------|
| | | | TK | S | A | SK | YDS | TFL | YDS | QBH | NO | YDS | LG | TD | PD | FF | FR | TD | YDS | TK | S | A | | FF | FR | S | A | W/L |
| 09/10 | Raiders | | ON INACTIVE LIST | | | | | | | | | | | | | | | | | | | | L | 16-17 | | | | |
| 09/17 | Commanders | | ON INACTIVE LIST | | | | | | | | | | | | | | | | | | | | L | 33-35 | | | | |
| 09/24 | at Dolphins | P | 0 | 0 | 0 | 0.0 | 0.0 | 0 | 0 | 0 | 0 | 0 | 0 | 0 | 0 | 0 | 0 | 0 | 0 | 0 | 0 | 0 | 0 | 0 | 0 | 0 | L | 20-70 |
| 10/01 | at Bears | P | 0 | 0 | 0 | 0.0 | 0.0 | 0 | 0 | 0 | 0 | 0 | 0 | 0 | 0 | 0 | 0 | 0 | 0 | 0 | 0 | 0 | 0 | 0 | 0 | 0 | W | 31-28 |
| 10/08 | Jets | P | 0 | 0 | 0 | 0.0 | 0.0 | 0 | 0 | 0 | 0 | 0 | 0 | 0 | 0 | 0 | 0 | 0 | 0 | 0 | 0 | 0 | 0 | 0 | 0 | 0 | L | 21-31 |
| 10/12 | at Chiefs | P | 0 | 0 | 0 | 0.0 | 0.0 | 0 | 0 | 0 | 0 | 0 | 0 | 0 | 0 | 0 | 0 | 0 | 0 | 0 | 0 | 0 | 0 | 0 | 0 | 0 | L | 8-19 |
| 10/22 | Packers | | ON INACTIVE LIST | | | | | | | | | | | | | | | | | | | | W | 19-17 | | | | |
| 10/29 | Chiefs | P | 0 | 0 | 0 | 0.0 | 0.0 | 0 | 0 | 0 | 0 | 0 | 0 | 0 | 0 | 0 | 0 | 0 | 0 | 0 | 0 | 0 | 0 | 0 | 0 | 0 | W | 24-9 |
| 11/13 | at Bills | P | 0 | 0 | 0 | 0.0 | 0.0 | 0 | 0 | 0 | 0 | 0 | 0 | 0 | 0 | 0 | 0 | 0 | 0 | 0 | 0 | 0 | 0 | 0 | 0 | 0 | W | 24-22 |
| 11/19 | Vikings | P | 1 | 1 | 0 | 0.0 | 0.0 | 0 | 0 | 0 | 0 | 0 | 0 | 0 | 0 | 0 | 0 | 0 | 0 | 0 | 0 | 0 | 0 | 0 | 0 | 0 | W | 21-20 |
| 11/26 | Browns | P | 0 | 0 | 0 | 0.0 | 0.0 | 0 | 0 | 0 | 0 | 0 | 0 | 0 | 0 | 0 | 0 | 0 | 0 | 0 | 0 | 0 | 0 | 0 | 0 | 0 | W | 29-12 |
| 12/03 | at Texans | P | 0 | 0 | 0 | 0.0 | 0.0 | 0 | 0 | 0 | 0 | 0 | 0 | 0 | 0 | 0 | 0 | 0 | 0 | 0 | 0 | 0 | 0 | 0 | 0 | 0 | L | 17-22 |
| 12/10 | at Chargers | P | 1 | 0 | 1 | 0.0 | 0.0 | 0 | 0 | 0 | 0 | 0 | 0 | 0 | 0 | 0 | 0 | 0 | 0 | 0 | 0 | 0 | 0 | 0 | 0 | 0 | W | 24-7 |
| 12/16 | at Lions | P | 0 | 0 | 0 | 0.0 | 0.0 | 0 | 0 | 0 | 0 | 0 | 0 | 0 | 0 | 0 | 0 | 0 | 0 | 0 | 0 | 0 | 0 | 0 | 0 | 0 | L | 17-42 |
| 12/24 | Patriots | P | 0 | 0 | 0 | 0.0 | 0.0 | 0 | 0 | 0 | 0 | 0 | 0 | 0 | 0 | 0 | 0 | 0 | 0 | 0 | 0 | 0 | 0 | 0 | 0 | 0 | L | 23-26 |
| 12/31 | Chargers | P | 0 | 0 | 0 | 0.0 | 0.0 | 0 | 0 | 0 | 0 | 0 | 0 | 0 | 0 | 0 | 0 | 0 | 0 | 0 | 0 | 0 | 0 | 0 | 0 | 0 | W | 16-9 |
| 01/07 | at Raiders | P | 1 | 0 | 1 | 0.0 | 0.0 | 0 | 0 | 0 | 0 | 0 | 0 | 0 | 0 | 0 | 0 | 0 | 0 | 0 | 0 | 0 | 0 | 0 | 0 | 0 | L | 14-27 |
| 2023 TOTALS | | | 14-0 | | | | | | | | | | | | | | | | | | | | | | | | 8-9 | |

2024 GAME-BY-GAME REGULAR-SEASON STATISTICS (BRONCOS)

| DATE | OPPONENT | P/S | TACKLES | | | | | | INTERCEPTIONS | | | | O. FUMB | | | | ST | | | | MISC | | SCORE | | | | | |
|--------------------|---------------|-----|------------------|-----------|-----------|-----------|------------|------------|---------------|----------|----------|----------|----------|----------|----------|----------|----------|----------|----------|----------|----------|----------|----------|----------|----------|----------|------------|-------|
| | | | TK | S | A | SK | YDS | TFL | YDS | QBH | NO | YDS | LG | TD | PD | FF | FR | TD | YDS | TK | S | A | | FF | FR | S | A | W/L |
| 09/08 | at Seahawks | S | 12 | 8 | 4 | 0.0 | 0.0 | 1 | 3 | 0 | 0 | 0 | 0 | 0 | 0 | 0 | 0 | 0 | 0 | 0 | 0 | 0 | 0 | 0 | 0 | 0 | L | 20-26 |
| 09/15 | Steelers | S | 3 | 3 | 0 | 0.0 | 0.0 | 0 | 0 | 0 | 0 | 0 | 0 | 0 | 0 | 0 | 0 | 0 | 0 | 0 | 0 | 0 | 0 | 0 | 0 | 0 | L | 6-13 |
| 09/22 | at Buccaneers | S | 6 | 3 | 3 | 0.0 | 0.0 | 0 | 0 | 0 | 0 | 0 | 0 | 0 | 1 | 1 | 0 | 0 | 0 | 0 | 0 | 0 | 0 | 0 | 0 | 0 | W | 26-7 |
| 09/29 | at Jets | S | 8 | 7 | 1 | 0.0 | 0.0 | 0 | 0 | 0 | 0 | 0 | 0 | 0 | 1 | 0 | 1 | 0 | 0 | 0 | 0 | 0 | 0 | 0 | 0 | 0 | W | 10-9 |
| 10/06 | Raiders | S | 4 | 3 | 1 | 0.0 | 0.0 | 0 | 0 | 0 | 1 | 0 | 0 | 0 | 2 | 0 | 0 | 0 | 0 | 0 | 0 | 0 | 0 | 0 | 0 | 0 | W | 34-18 |
| 10/13 | Chargers | S | 6 | 5 | 1 | 0.0 | 0.0 | 0 | 0 | 0 | 0 | 0 | 0 | 0 | 1 | 0 | 0 | 0 | 0 | 0 | 0 | 0 | 0 | 0 | 0 | 0 | L | 16-23 |
| 10/17 | at Saints | S | 6 | 4 | 2 | 0.0 | 0.0 | 0 | 0 | 0 | 0 | 0 | 0 | 0 | 0 | 0 | 0 | 0 | 0 | 0 | 0 | 0 | 0 | 0 | 0 | 0 | W | 33-10 |
| 10/27 | Panthers | S | 5 | 3 | 2 | 0.0 | 0.0 | 0 | 0 | 0 | 0 | 0 | 0 | 0 | 0 | 0 | 0 | 0 | 0 | 0 | 0 | 0 | 0 | 0 | 0 | 0 | W | 28-14 |
| 11/03 | at Ravens | S | 5 | 3 | 2 | 0.0 | 0.0 | 0 | 0 | 0 | 0 | 0 | 0 | 0 | 0 | 0 | 0 | 0 | 0 | 0 | 0 | 0 | 0 | 0 | 0 | 0 | L | 10-41 |
| 11/10 | at Chiefs | S | 6 | 4 | 2 | 0.0 | 0.0 | 0 | 0 | 0 | 0 | 0 | 0 | 0 | 0 | 0 | 0 | 0 | 0 | 0 | 0 | 0 | 0 | 0 | 0 | 0 | L | 14-16 |
| 11/17 | Falcons | S | 6 | 6 | 0 | 0.0 | 0.0 | 0 | 0 | 0 | 0 | 0 | 0 | 0 | 2 | 0 | 0 | 0 | 0 | 0 | 0 | 0 | 0 | 0 | 0 | 0 | W | 38-6 |
| 11/24 | at Raiders | S | 4 | 4 | 0 | 0.0 | 0.0 | 0 | 0 | 0 | 0 | 0 | 0 | 0 | 1 | 0 | 0 | 0 | 0 | 0 | 0 | 0 | 0 | 0 | 0 | 0 | W | 29-19 |
| 12/02 | Browns | | ON INACTIVE LIST | | | | | | | | | | | | | | | | | | | | W | 41-32 | | | | |
| 12/15 | Colts | | ON INACTIVE LIST | | | | | | | | | | | | | | | | | | | | W | 31-13 | | | | |
| 2024 TOTALS | | | 12-12 | 71 | 53 | 18 | 0.0 | 0.0 | 1 | 3 | 0 | 1 | 0 | 0 | 0 | 8 | 1 | 1 | 0 | 0 | 0 | 0 | 0 | 0 | 0 | 0 | 9-5 | |





10 QB



BO NIX

HEIGHT/WEIGHT: 6-2 / 217

COLLEGE: Oregon

BIRTHDAY: Feb. 25, 2000

BORN: Pinson, Ala.

NFL EXPERIENCE: R

BRONCOS EXPERIENCE: R

GP/GS: 14/14

ACQUIRED: D1-'24

AT A GLANCE

- A rookie quarterback who has appeared in 14 career regular-season games (14 starts) with Denver (2024), completing 297-of-467 passes (63.6%) for 2,972 yards with 20 touchdowns and 11 interceptions (86.1 rtg.).
- Has also rushed 75 times for 327 yards (4.4 avg.) with four scores and caught one pass for two yards with one touchdown. Became the third Bronco all-time, and first since 2002, to win NFL Offensive Rookie of the Month after completing 82-of-123 passes (66.7%) for 870 yards with seven touchdowns and one interception (102.7 rtg.) while also rushing 29 times for 149 yards (5.1 avg.) with two scores in October.
- Was named AFC Offensive Player of the Week in Week 11 of 2024, becoming the 10th rookie in team history to earn that award. Totaled the most offensive touchdowns (25), passing touchdowns (20) and passing yards (2,972) among rookies this season. Set Broncos rookie season records for passing touchdowns (20), completions (297) and passing yards (2,972) in 2024.
- Set an NCAA single-season record for completion percentage (77.4%) and Oregon single-season records in completions (364), passing yards (4,508) and passing touchdowns (45).
- Started all 61 games played during his collegiate career, completing 1,286-of-1,936 passes (66.4%) for 15,352 yards with 113 touchdowns and 26 interceptions (149.6 rtg.) in addition to rushing 405 times for 1,613 yards (4.0 avg.) and 38 scores.
- Was named Associated Press Pac-12 Offensive Player of the Year in 2023 after connecting on 364-of-470 passes (77.4%) for 4,508 yards with 45 scores and three picks (188.3 rtg.).
- Became the only FBS player in 2022 and the eighth player since 2000 to record at least 29 passing TDs and 14 rushing TDs in a season.
- In 2022, started all 13 games played and ranked fifth in the nation in total touchdowns (44) and 12th in total offense (315.6 ypg).
- Set Auburn freshman records for completions (217), passing yards (2,542) and passing touchdowns (16) in 2019.
- Set Alabama state records at Pinson Valley (Ark.) High School with more than 12,000 career total offensive yards and 161 touchdowns accounted for (127 pass, 34 rush).
- Selected by the Broncos in the first round (12th overall) of the 2024 NFL Draft.

2024: Nix made his first career start in the Week 1 matchup at Sea. (9/8), completing 26-of-42 passes (61.9%) for 138 yards with two interceptions (47.5 rtg.) while also rushing five times for 35 yards (7.0 avg.) with one score... Led Denver to their first win of the season and his first career win at T.B. (9/22) after completing 25-of-36 passes for 216 yards (85.0 rtg.) and rushing nine times for 47 yards (5.2 avg.)... Recorded his first career passing touchdown in the win at NYJ (9/29) while also connecting on 12-of-25 passes for 60 yards... Completed 19-of-27 passes for 206 yards with two touchdowns (117.2 rtg.) along with eight rushes for nine yards (1.1 avg.) in the win vs. L.V. (10/6)... His game against the Raiders marked just the fifth time in team history a rookie QB recorded a 100-passer rating or better while attempt at least 25 passes... Completed 19-of-33 passes for 216 yards with two touchdowns and one interception (84.9 rtg.) vs. LAC (10/13)... Recorded the sixth-most rushing yards by a Broncos quarterback at N.O. (10/17), totaling 75 yards on 10 attempts (7.5 avg.)... Also completed 16-of-26 passes for 164 yards (79.6 rtg.) in the game... Completed 28-of-37 passes for 284 yards with three touchdowns (124.2 rtg.) and also rushed five times for four yards with one score vs. Car. (10/27)... Became the first Bronco in team history and seventh rookie all-time to record three passing touchdowns, one rushing score and no interceptions in a game... His 124.2 passer rating was the highest by a Broncos' rookie in a single game with at least 30 passing attempts... His fifth win also set a franchise record for more victories by a rookie signal caller... Became the third Bronco all-time, and first since 2002, to win NFL Offensive Rookie of the Month after completing 82-of-123 passes (66.7%) for 870 yards with seven touchdowns and one interception (102.7 rtg.) while also rushing 29 times for 149 yards (5.1 avg.) with two scores in October... Became the third quarterback in NFL history to record one passing, receiving and rushing score as a rookie after catching one pass for a touchdown at Bal. (11/3)... Also set a Broncos rookie season record for most passing yards after completing 19-of-33 passes for 223 yards with one interception (65.6 rtg.) against the Ravens... Completed 22-of-30 passes for 215 yards with two touchdowns (115.3 rtg.) at K.C. (11/10)... Completed 28-of-33 passes (84.8%) for 307 yards with four touchdowns and no





interceptions (145.0 rtg.), making franchise history by becoming the first Broncos rookie to earn 100+ passer ratings in back-to-back games... He also became just the second rookie quarterback in league history to record 300+ passing yards, 4+ passing touchdowns and a 140+ passer rating in a game, joining Texans QB C.J. Stroud in 2023... His 84.8 completion percentage was also the second-highest by any quarterback in franchise history with at least 30 passing attempts... Completed 25-of-42 passes (59.5%) for 273 yards with two touchdowns and no interceptions (94.6 rtg.) in the win at L.V. (11/24)... Became the second rookie in NFL history to record eight passing touchdowns and no interceptions in a three-game span... Completed 18-of-35 passes for 294 yards with one touchdown and two interceptions (65.7 rtg.) in the Monday Night Football win vs. Cle. (12/2)... His 93-yard touchdown pass to WR Marvin Mims was tied for the fourth-longest touchdown in team history... Completed 20-of-33 passes (60.6%) for 130 yards with three touchdowns and three interceptions (61.4 rtg.) while also rushing eight times for 23 yards (2.9 avg.) in the win vs. Ind. (12/15)... His 20th touchdown passed tied him for the 13th-most passing scores by a rookie in NFL history... His 23 rushing yards totaled 327 yards on the season which are the most by a Broncos rookie quarterback in team history...

COLLEGE: Nix set an NCAA single-season record for completion percentage (77.4%) and Oregon single-season records in completions (364), passing yards (4,508) and passing touchdowns (45)... Started all 61 games played during his collegiate career, completing 1,286-of-1,936 passes (66.4%) for 15,352 yards with 113 touchdowns and 26 interceptions (149.6 rtg.) in addition to rushing 405 times for 1,613 yards (4.0 avg.) and 38 scores... Was named Associated Press Pac-12 Offensive Player of the Year after connecting on 364-of-470 passes (77.4%) for 4,508 yards with 45 scores and three picks (188.3 rtg.)... Finished fourth in Heisman Trophy voting after setting an NCAA single-season record for completion percentage (77.4%)... Also broke Oregon single-season records in completions (364), passing yards (4,508) and passing touchdowns (45)... Started all 13 games played, ranking fifth in the nation in total touchdowns (44) and 12th in total offense (315.6 ypg)... Became the only FBS player that season and the eighth player since 2000 to record at least 29 passing TDs and 14 rushing TDs in a season... Completed 294-of-409 passes for 3,593 yards with 29 touchdowns and seven picks (165.7 rtg.)... Finished the season with 2,294 yards on 197-of-323 passing (61.0%) with 11 touchdowns and three interceptions (130.0 rtg.)... Played in the first 10 games of the season before missing the remainder of the year with an injury... Was voted a team captain and played in 11 games, completing 214-of-357 passing (59.9%) for 2,415 yards with 12 touchdowns and seven interceptions (123.9 rtg.)... Rushed a career-high 108 times for 388 yards (3.6 avg.) with seven scores... Played in 13 games, setting Auburn freshman records for completions, passing yards and passing touchdowns... Connected on 217-of-377 passes (57.6%) for 2,542 yards with 16 scores (125.0 rtg.)... Was the first true freshman quarterback to start the season opener for Auburn since 1946.

PERSONAL: Nix attended Pinson Valley (Ark.) High School, where he set Alabama state records with more than 12,000 career total offense yards and 161 touchdowns accounted for (127 pass, 34 rush)... Named Alabama Gatorade Player of the Year, USA Today All-USA Offensive Player of the Year finalist, Alabama Offensive Player of the Year and All-America first-team... Also played baseball and basketball... Bo Nix was born on Feb. 25, 2000, in Pinson, Ark.

Transactions

Signed by Denver as a draft pick 5/10/24.

REGULAR SEASON COMPARISON: PASSING - LOS ANGELES CHARGERS

| DATE | OPP | W/L | GP/GS | C | ATT | YDS. | AVG. | TD | LG | INT | SK | SKYD | RTG |
|---------------|-------------|------------|------------|-----------|-----------|------------|------------|----------|-----------|----------|----------|-----------|-----------|
| 10/13/24 | DEN vs. LAC | L | S | 19 | 33 | 216 | 6.5 | 2 | 37 | 1 | 2 | 10 | 84.9 |
| TOTALS | | 0/1 | 1/1 | 19 | 33 | 216 | 6.5 | 2 | 37 | 1 | 2 | 10 | -- |

Bo Nix's NFL Regular Season Passing/Rushing Statistics

| DATE | TEAM | GP | GS | PASSING | | | | | | | | | | | RUSHING | | | | |
|---------------|---------|-----------|-----------|------------|------------|-------------|--------------|------------|-----------|-----------|------------|-----------|------------|-------------|-----------|------------|------------|-----------|----------|
| | | | | ATT. | CMP. | PCT. | YDS | AVG. | TD | INT. | LG | SK | LST | RATE | NO. | YDS. | AVG. | LG | TD |
| 2024 | Broncos | 14 | 14 | 467 | 297 | 63.6 | 2,972 | 6.4 | 20 | 11 | 93t | 20 | 167 | 86.1 | 75 | 327 | 4.4 | 32 | 4 |
| TOTALS | | 14 | 14 | 467 | 297 | 63.6 | 2,972 | 6.4 | 20 | 11 | 93T | 20 | 167 | 86.1 | 75 | 327 | 4.4 | 32 | 4 |





SINGLE-GAME HIGHS: QUARTERBACK

Pass Attempts 42 at Las Vegas Raiders, Nov 24, 2024
 42 at Seattle Seahawks, Sep 08, 2024
 37 vs. Carolina Panthers, Oct 27, 2024
 36 at Tampa Bay Buccaneers, Sep 22, 2024
 35 vs. Cleveland Browns, Dec 02, 2024
 ...1 more at 35.

Pass Completions 28 vs. Atlanta Falcons, Nov 17, 2024
 28 vs. Carolina Panthers, Oct 27, 2024
 26 at Seattle Seahawks, Sep 08, 2024
 25 at Las Vegas Raiders, Nov 24, 2024
 25 at Tampa Bay Buccaneers, Sep 22, 2024

Yards Passing 307 vs. Atlanta Falcons, Nov 17, 2024
 294 vs. Cleveland Browns, Dec 02, 2024
 284 vs. Carolina Panthers, Oct 27, 2024
 273 at Las Vegas Raiders, Nov 24, 2024
 246 vs. Pittsburgh Steelers, Sep 15, 2024

TD Passes 4 vs. Atlanta Falcons, Nov 17, 2024
 3 vs. Indianapolis Colts, Dec 15, 2024
 3 vs. Carolina Panthers, Oct 27, 2024
 2 at Las Vegas Raiders, Nov 24, 2024
 2 at Kansas City Chiefs, Nov 10, 2024
 ...2 more at 2.

Long Passes 93t vs. Cleveland Browns, Dec 02, 2024
 49 vs. Pittsburgh Steelers, Sep 15, 2024
 41t vs. Atlanta Falcons, Nov 17, 2024
 37 at Las Vegas Raiders, Nov 24, 2024
 37 vs. Atlanta Falcons, Nov 17, 2024
 ...3 more at 37.

Completion Percentage 84.8 vs. Atlanta Falcons, Nov 17, 2024
 75.7 vs. Carolina Panthers, Oct 27, 2024
 73.3 at Kansas City Chiefs, Nov 10, 2024
 70.4 vs. Las Vegas Raiders, Oct 06, 2024
 69.4 at Tampa Bay Buccaneers, Sep 22, 2024

Passer Rating 145.0 vs. Atlanta Falcons, Nov 17, 2024
 124.2 vs. Carolina Panthers, Oct 27, 2024
 117.2 vs. Las Vegas Raiders, Oct 06, 2024
 115.3 at Kansas City Chiefs, Nov 10, 2024
 94.6 at Las Vegas Raiders, Nov 24, 2024

Rush Attempts 10 at New Orleans Saints, Oct 17, 2024
 9 at Tampa Bay Buccaneers, Sep 22, 2024
 8 vs. Indianapolis Colts, Dec 15, 2024
 8 vs. Las Vegas Raiders, Oct 06, 2024
 6 at Baltimore Ravens, Nov 03, 2024
 ...1 more at 6.

Rushing Yards 75 at New Orleans Saints, Oct 17, 2024
 61 vs. Los Angeles Chargers, Oct 13, 2024
 47 at Tampa Bay Buccaneers, Sep 22, 2024
 36 at Baltimore Ravens, Nov 03, 2024
 35 at Seattle Seahawks, Sep 08, 2024

Rushing Average 7.5 at New Orleans Saints, Oct 17, 2024
 5.2 at Tampa Bay Buccaneers, Sep 22, 2024
 2.9 vs. Indianapolis Colts, Dec 15, 2024
 1.1 vs. Las Vegas Raiders, Oct 06, 2024

Longest Runs 32 at New Orleans Saints, Oct 17, 2024
 23 at Seattle Seahawks, Sep 08, 2024
 22 at Tampa Bay Buccaneers, Sep 22, 2024
 21 vs. Los Angeles Chargers, Oct 13, 2024
 21 vs. Los Angeles Chargers, Oct 13, 2024

Rushing TDs 1 vs. Carolina Panthers, Oct 27, 2024
 1 vs. Las Vegas Raiders, Oct 06, 2024
 1 at Tampa Bay Buccaneers, Sep 22, 2024
 ...1 more at 1.

300-YARD PASSING GAMES (1): REGULAR SEASON

| DATE | TEAM | NO. | YDS. | AVG. | LG | TD |
|----------|---------|-----|------|------|-----|----|
| 11/17/24 | FALCONS | 28 | 307 | 11.0 | 41t | 4 |






2024 GAME-BY-GAME REGULAR-SEASON STATISTICS (BRONCOS)

| DATE | OPPONENT | P/S | PASSING | | | | | | | | | | RUSHING | | | | W/L | SCORE | |
|--------------------|---------------|--------------|------------|------------|--------------|-------------|------------|-------------|-----------|-----------|------------|---------------|-------------|-----------|------------|-----------|----------|------------|-------|
| | | | ATT | CMP | YDS | PCT | Y/A | Y/C | TD | INT | LG | SK/YD | RATE | ATT | YDS | LG | | | TD |
| 09/08 | at Seahawks | S | 42 | 26 | 138 | 61.9 | 3.3 | 5.3 | 0 | 2 | 25 | 2/6 | 47.5 | 5 | 35 | 23 | 1 | L | 20-26 |
| 09/15 | Steelers | S | 35 | 20 | 246 | 57.1 | 7.0 | 12.3 | 0 | 2 | 49 | 2/15 | 55.2 | 4 | 25 | 13 | 0 | L | 6-13 |
| 09/22 | at Buccaneers | S | 36 | 25 | 216 | 69.4 | 6.0 | 8.6 | 0 | 0 | 31 | 0/0 | 85.0 | 9 | 47 | 22 | 1 | W | 26-7 |
| 09/29 | at Jets | S | 25 | 12 | 60 | 48.0 | 2.4 | 5.0 | 1 | 0 | 29 | 0/0 | 67.9 | 5 | 3 | 7 | 0 | W | 10-9 |
| 10/06 | Raiders | S | 27 | 19 | 206 | 70.4 | 7.6 | 10.8 | 2 | 0 | 27 | 3/26 | 117.2 | 8 | 9 | 11 | 1 | W | 34-18 |
| 10/13 | Chargers | S | 33 | 19 | 216 | 57.6 | 6.5 | 11.4 | 2 | 1 | 37 | 2/10 | 84.9 | 6 | 61 | 21 | 0 | L | 16-23 |
| 10/17 | at Saints | S | 26 | 16 | 164 | 61.5 | 6.3 | 10.3 | 0 | 0 | 30 | 0/0 | 79.6 | 10 | 75 | 32 | 0 | W | 33-10 |
| 10/27 | Panthers | S | 37 | 28 | 284 | 75.7 | 7.7 | 10.1 | 3 | 0 | 37 | 2/17 | 124.2 | 5 | 4 | 3 | 1 | W | 28-14 |
| 11/03 | at Ravens | S | 33 | 19 | 223 | 57.6 | 6.8 | 11.7 | 0 | 1 | 34 | 4/28 | 65.6 | 6 | 36 | 15 | 0 | L | 10-41 |
| 11/10 | at Chiefs | S | 30 | 22 | 215 | 73.3 | 7.2 | 9.8 | 2 | 0 | 34 | 2/33 | 115.3 | 3 | -5 | 3 | 0 | L | 14-16 |
| 11/17 | Falcons | S | 33 | 28 | 307 | 84.8 | 9.3 | 11.0 | 4 | 0 | 41t | 1/12 | 145.0 | 2 | 5 | 3 | 0 | W | 38-6 |
| 11/24 | at Raiders | S | 42 | 25 | 273 | 59.5 | 6.5 | 10.9 | 2 | 0 | 37 | 1/11 | 94.6 | 1 | 5 | 5 | 0 | W | 29-19 |
| 12/02 | Browns | S | 35 | 18 | 294 | 51.4 | 8.4 | 16.3 | 1 | 2 | 93t | 0/0 | 65.7 | 3 | 4 | 6 | 0 | W | 41-32 |
| 12/15 | Colts | S | 33 | 20 | 130 | 60.6 | 3.9 | 6.5 | 3 | 3 | 20t | 1/9 | 61.4 | 8 | 23 | 16 | 0 | W | 31-13 |
| 2024 TOTALS | | 14-14 | 467 | 297 | 2,972 | 63.6 | 6.4 | 10.0 | 20 | 11 | 93T | 20/167 | 86.1 | 75 | 327 | 32 | 4 | 9-5 | |





63 T



ALEX
PALCZEWSKI

HEIGHT/WEIGHT: 6-6 / 315

COLLEGE: Illinois

BIRTHDAY: Aug. 3, 1999

BORN: Mount Prospect, Ill.

NFL EXPERIENCE: 2nd YR

BRONCOS EXPERIENCE: 2nd YR

GP/GS: 11/3

ACQUIRED: CFA-'23

AT A GLANCE

- A second-year tackle who was active for 11 games (3 starts) with Denver (2023-24).*
- Attended the University of Illinois and started all 65 games played in six seasons (2017-22), making 49 starts at tackle and 16 starts at guard during his career.*
- Earned third-team All-America honors from the Associated Press as well as second-team All-Big Ten after starting all 13 games at right tackle in 2022*
- Started all 12 games (seven at tackle, five at guard) in 2021 to earn All-Big Ten honorable mention accolades.*
- Started 12 games at right tackle in 2018 to earn All-Big Ten honorable mention accolades.*
- Attended Prospect High School in Mt. Prospect, Ill., where he earned Mid-Suburban League East All-Conference honors.*
- Signed with the Broncos as a college free agent on May 12, 2023.*

2024: Palczewski made his NFL debut in the season opener at Sea. (9/8)... Made his first career start in the Week 3 win at T.B. (9/22).

2023: Palczewski spent games 1-16 on injured reserve before being activated for the season finale at L.V. (1/7).

COLLEGE: Palczewski attended the University of Illinois and started all 65 games played in six seasons (2017-22), making 49 starts at tackle and 16 starts at guard during his career... Earned third-team All-America honors from the Associated Press as well as second-team All-Big Ten after starting all 13 games at right tackle in 2022... Did not allow a sack in the season... Started all 12 games (seven at tackle, five at guard) in 2021 to earn All-Big Ten honorable mention accolades... Made four starts at right tackle in 2020 and missed the last four games due to injury... Named All-Big Ten third team in 2019 after starting 13 games at right tackle... Started 12 games at right tackle in 2018 to earn All-Big Ten honorable mention accolades... Was named BTN.com All-Freshman team honorable mention in 2017 after starting the final 11 games of the season at guard.

PERSONAL: Palczewski attended Prospect High School in Mt. Prospect, Ill., where he earned Mid-Suburban League East All-Conference honors... Also wrestled, played water polo and was on the track and field team... Alex Palczewski (pronounced: pal-CHESS-key) was born on Aug. 3, 1999.

Transactions

Signed by Denver as a college free agent 5/12/23.

Alex Palczewski's NFL Regular Season Statistics

| DATE | TEAM | GP | GS |
|-------------------|---------|-----------|----------|
| 2023 | Broncos | 0 | 0 |
| 2024 | Broncos | 11 | 3 |
| NFL TOTALS | | 11 | 3 |





79 T



MATT PEART

HEIGHT/WEIGHT: 6-7 / 315

COLLEGE: Connecticut

BIRTHDAY: Jun. 11, 1997

BORN: Kingston, Jamaica

NFL EXPERIENCE: 5th YR

BRONCOS EXPERIENCE: 1st YR

GP/GS: 57/8

ACQUIRED: UFA (NYG)-'24

AT A GLANCE

A fifth-year tackle who has appeared in 57 regular-season games (8 starts) and two postseason games with the Giants (2020-23) and Broncos (2024).

- Made appearances in eight games (1 start at RT) in 2023, playing in 133 offensive snaps and 30 special-teams snaps.
- Played in nine regular-season games for the Giants in 2022, logging 116 offensive snaps and 35 special-teams snaps.
- Started 5-of-15 games—including three starts at LT and two starts at RT—for the Giants in 2021.
- Appeared in 11 games (1 start at LT) as a rookie after being selected by the Giants in the third round (99th overall) of the 2020 NFL Draft.
- Started in all 48 games he played in while at the University of Connecticut (2015-19) and was named first-team All-American Athletic Conference in 2019.
- Selected by the Giants in the third round (99th overall) of the 2020 NFL Draft.
- Signed by the Broncos as an unrestricted free agent on March 20, 2024.

2024: Peart made his Broncos debut at Sea. (9/8).

2023: Peart made appearances in eight games (1 start at RT), playing in 133 offensive snaps and 30 special-teams snaps.

2022: Peart played in nine regular-season games for the Giants, logging 116 offensive snaps and 35 special-teams snaps... Made his first postseason appearance, playing in both games in the NFC Wild Card game at Min. (1/15) and in the NFC Divisional Round at Phi. (1/21).

2021: Peart started 5-of-15 games—including three starts at LT and two starts at RT—for the Giants... Made his first career start at right tackle at Dal. (10/10)... Allowed three sacks all season in 421 offensive snaps.

2020: Peart appeared in 11 games (1 start at LT) as a rookie after being selected by the Giants in the third round (99th overall) of the 2020 NFL Draft... Saw action in 150 offensive snaps and 16 special-teams snaps... Made his NFL debut in Week 3 vs. S.F. (9/27)... Started his first career game in Week 6 vs. Was. (10/18).

COLLEGE: Peart started in all 48 games he played in while at the University of Connecticut (2015-19)... Was named first-team All-American Athletic Conference in 2019 after starting all 12 games and helped block for a 1,000-yard rusher in running back Kevin Mensah... Started all 12 games at guard for the Huskies in 2018 and was part of an offensive line that blocked for a pair of 1,000-yard rushers in quarterback David Pindell and Mensah... Made 12 starts on the offensive line in 2017 and helped Connecticut post eight games with at least 400 yards of total offense.

PERSONAL: Peart attended Governor’s Academy in Byfield, Mass., where he played offensive and defensive tackle... Helped the team win four consecutive Independent School League titles... Also played basketball, where he was a team captain... Matt Peart was born on June 11, 1997, in Kingston, Jamaica.

Transactions

Signed by N.Y. Giants as a draft pick 7/27/20; Signed by Denver 3/20/24.





Matt Peart's NFL Regular Season Statistics

| DATE | TEAM | GP | GS |
|-------------------|---------|-----------|----------|
| 2020 | Giants | 11 | 1 |
| 2021 | Giants | 15 | 5 |
| 2022 | Giants | 9 | 0 |
| 2023 | Giants | 8 | 1 |
| 2024 | Broncos | 14 | 1 |
| NFL TOTALS | | 57 | 8 |

Matt Peart's NFL Postseason Statistics

| DATE | TEAM | GP | GS |
|-------------------|--------|----------|----------|
| 2022 | Giants | 2 | 0 |
| NFL TOTALS | | 2 | 0 |

2020 GAME-BY-GAME REGULAR-SEASON STATISTICS (GIANTS)

| DATE | OPPONENT | P/S | | W/L | SCORE |
|--------------------|------------------|-------------|---------------------------|-------------|-------|
| 09/14 | Steelers | | DID NOT PLAY (NON-INJURY) | L | 16-26 |
| 09/20 | at Bears | | DID NOT PLAY (NON-INJURY) | L | 13-17 |
| 09/27 | 49ers | P | | L | 9-36 |
| 10/04 | at Rams | P | | L | 9-17 |
| 10/11 | at Cowboys | P | | L | 34-37 |
| 10/18 | Football Team | S | | W | 20-19 |
| 10/22 | at Eagles | P | | L | 21-22 |
| 11/02 | Buccaneers | P | | L | 23-25 |
| 11/08 | at Football Team | P | | W | 23-20 |
| 11/15 | Eagles | P | | W | 27-17 |
| 11/29 | at Bengals | | DID NOT PLAY | W | 19-17 |
| 12/06 | at Seahawks | P | | W | 17-12 |
| 12/13 | Cardinals | P | | L | 7-26 |
| 12/20 | Browns | | DID NOT PLAY (NON-INJURY) | L | 6-20 |
| 12/27 | at Ravens | P | | L | 13-27 |
| 01/03 | Cowboys | | DID NOT PLAY (NON-INJURY) | W | 23-19 |
| 2020 TOTALS | | 11-1 | | 6-10 | |





2021 GAME-BY-GAME REGULAR-SEASON STATISTICS (GIANTS)


| DATE | OPPONENT | P/S | | W/L | SCORE |
|--------------------|------------------|-------------|--------------|-------------|---------|
| 09/12 | Broncos | P | | L | 13-27 |
| 09/16 | at Football Team | P | | L | 29-30 |
| 09/26 | Falcons | P | | L | 14-17 |
| 10/03 | at Saints | P | | W | 27-21 + |
| 10/10 | at Cowboys | S | | L | 20-44 |
| 10/17 | Rams | P | | L | 11-38 |
| 10/24 | Panthers | S | | W | 25-3 |
| 11/01 | at Chiefs | S | | L | 17-20 |
| 11/07 | Raiders | S | | W | 23-16 |
| 11/22 | at Buccaneers | P | | L | 10-30 |
| 11/28 | Eagles | P | | W | 13-7 |
| 12/05 | at Dolphins | P | | L | 9-20 |
| 12/12 | at Chargers | P | | L | 21-37 |
| 12/19 | Cowboys | P | | L | 6-21 |
| 12/26 | at Eagles | S | | L | 10-34 |
| 01/02 | at Bears | | DID NOT PLAY | L | 3-29 |
| 01/09 | Football Team | | DID NOT PLAY | L | 7-22 |
| 2021 TOTALS | | 15-5 | | 4-13 | |

+ - Overtime

2022 GAME-BY-GAME REGULAR-SEASON STATISTICS (GIANTS)

| DATE | OPPONENT | P/S | | W/L/T | SCORE |
|--------------------|---------------|------------|--------------|--------------|-------|
| 09/11 | at Titans | | RESERVED/PUP | W | 21-20 |
| 09/18 | Panthers | | RESERVED/PUP | W | 19-16 |
| 09/26 | Cowboys | | RESERVED/PUP | L | 16-23 |
| 10/02 | Bears | | RESERVED/PUP | W | 20-12 |
| 10/09 | at Packers | | RESERVED/PUP | W | 27-22 |
| 10/16 | Ravens | | RESERVED/PUP | W | 24-20 |
| 10/23 | at Jaguars | | RESERVED/PUP | W | 23-17 |
| 10/30 | at Seahawks | | RESERVED/PUP | L | 13-27 |
| 11/13 | Texans | P | | W | 24-16 |
| 11/20 | Lions | P | | L | 18-31 |
| 11/24 | at Cowboys | P | | L | 20-28 |
| 12/04 | Commanders | P | | T | 20-20 |
| 12/11 | Eagles | P | | L | 22-48 |
| 12/18 | at Commanders | P | | W | 20-12 |
| 12/24 | at Vikings | P | | L | 24-27 |
| 01/01 | Colts | P | | W | 38-10 |
| 01/08 | at Eagles | P | | L | 16-22 |
| 2022 TOTALS | | 9-0 | | 9-7-1 | |





74 G



BEN
POWERS

HEIGHT/WEIGHT: 6-4 / 338

COLLEGE: Oklahoma

BIRTHDAY: Oct. 29, 1996

BORN: Wichita, Kan.

NFL EXPERIENCE: 6th YR

BRONCOS EXPERIENCE: 2nd YR

GP/GS: 78/67

ACQUIRED: UFA (Bal.)-'23

AT A GLANCE

A sixth-year guard who appeared in 78 career regular-season games (67 starts) and three postseason games (3 starts) for Baltimore (2019-22) and Denver (2023-24).

- 🐾 Played in and started all 17 games at LG during his first season in Denver in 2023, appearing in 1,067 offensive snaps (99.5%).
- 🐾 Started all 17 games at LG and played in every offensive snap for Baltimore (1,096) in 2022.
- 🐾 Played in 13 games (12 starts) in 2021 after making the transition to LG, blocking for the third-best rushing offense (145.8 ypg) and sixth-best offense (378.8 ypg) in the league.
- 🐾 Appeared in all 16 games (7 starts) at RG during the 2020 season, and blocked on a line that paved the way for the league's best rushing attack (191.9 ypg.).
- 🐾 Played in 38 games (35 starts) in three seasons at the University of Oklahoma (2016-18), earning consensus All-America and first-team All-Big 12 honors in 2018.
- 🐾 Named second-team All-Big 12 in both 2016 and '17 at Oklahoma after spending one season at Butler (Kan.) Community College.
- 🐾 Selected by Baltimore in the fourth-round (123rd overall) of the 2019 NFL Draft.
- 🐾 Signed by Denver as an unrestricted free agent on March 15, 2023.

2023: Powers started all 17 games for Denver at LG during his first season with the Broncos... Appeared in 1,067 offensive snaps (99.5%)... Made his first start at LG for Denver in the season opener vs. L.V. (9/10).

2022: Powers started all 17 games at LG and played in every offensive snap for Baltimore (1,096)... Blocked on a line that helped lead the No. 2 rushing attack (160.0 ypg) in the NFL... Made his first career postseason start at LG at Cin. (1/15), playing in all 69 snaps on offense.

2021: Powers played in 13 games (12 starts) after making the transition to LG, blocking for the third-best rushing offense (145.8 ypg) and sixth-best total offense (378.8 ypg) in the league... Made his first career start at LG vs. K.C. (9/19).

2020: Powers appeared in all 16 games (7 starts at RG), blocking on a line that paved the way for the league's best rushing attack (191.9 ypg.)... Also started both postseason games for the Ravens, appearing in all 143 offensive snaps... Baltimore also posted a franchise-record 24 rushing scores and the third-most rushing yards (3,071) by a team in a 16-game NFL season... Made his season debut vs. Cle. (9/13)... Started his first career game vs. Ten. (11/22)... Made his NFL playoffs debut and first start in the postseason at RG in the AFC Wildcard game at Ten. (1/10)... Also started at RG in the AFC Divisional Round at Buf. (1/16).

2019: Powers, who was selected by Baltimore in the fourth round (123rd overall), appeared in one game during his rookie season... Was inactive for Weeks 1-16... Made his NFL debut vs. Pit. (12/29).

COLLEGE: Powers was a three-year starter at the University of Oklahoma (2016-18), playing in 38 games (35 starts) for the Sooners... Helped lead Oklahoma to two College Football Playoff appearances (2017, '18) and three Big 12 Championships (2016, '17, '18)... Was awarded consensus All-America honors during his senior season and was named first-team All-Big 12 by the Associated Press and the league's coaches... Was a member of the offensive line unit in 2018 to win the Joe Moore Award, annually given to the most outstanding offensive line in college football... Named second-team All-Big 12 in 2017, after playing in all 14 games (12 starts)... Earned All-Big 12 second team honors in 2016 by the Associated Press after playing 11 games (10 starts) and allowing just one sack on 595 offensive snaps... Played one year at Butler (Kan.) Community College.

PERSONAL: Powers attended Kapaun Mt. Carmel High School in Wichita, Kan., where he lettered in football and wrestling... Was the state runner-up in wrestling in the 285 lbs. division... Ben Powers was born Oct. 29, 1996 in Wichita, Kan.

Transactions





Signed by Baltimore as a draft choice 5/3/19; Signed by Denver as an unrestricted free agent 3/16/23.

Ben Powers' NFL Regular Season Statistics

| DATE | TEAM | GP | GS |
|-------------------|---------|-----------|-----------|
| 2019 | Ravens | 1 | 0 |
| 2020 | Ravens | 16 | 7 |
| 2021 | Ravens | 13 | 12 |
| 2022 | Ravens | 17 | 17 |
| 2023 | Broncos | 17 | 17 |
| 2024 | Broncos | 14 | 14 |
| NFL TOTALS | | 78 | 67 |

Ben Powers' NFL Postseason Statistics

| DATE | TEAM | GP | GS |
|-------------------|--------|----------|----------|
| 2019 | Ravens | 0 | 0 |
| 2020 | Ravens | 2 | 2 |
| 2022 | Ravens | 1 | 1 |
| NFL TOTALS | | 3 | 3 |

2019 GAME-BY-GAME REGULAR-SEASON STATISTICS (RAVENS)

| DATE | OPPONENT | P/S | | W/L | SCORE |
|--------------------|-------------|------------|------------------|-------------|------------|
| 09/08 | at Dolphins | | ON INACTIVE LIST | W | 59-10 |
| 09/15 | Cardinals | | INACTIVE | W | 23-17 |
| 09/22 | at Chiefs | | INACTIVE | L | 28-33 |
| 09/29 | Browns | | INACTIVE | L | 25-40 |
| 10/06 | at Steelers | | INACTIVE | W | 26-23 + |
| 10/13 | Bengals | | INACTIVE | W | 23-17 |
| 10/20 | at Seahawks | | INACTIVE | W | 30-16 |
| 11/03 | Patriots | | INACTIVE | W | 37-20 |
| 11/10 | at Bengals | | INACTIVE | W | 49-13 |
| 11/17 | Texans | | INACTIVE | W | 41-7 |
| 11/25 | at Rams | | INACTIVE | W | 45-6 |
| 12/01 | 49ers | | INACTIVE | W | 20-17 |
| 12/08 | at Bills | | INACTIVE | W | 24-17 |
| 12/12 | Jets | | INACTIVE | W | 42-21 |
| 12/22 | at Browns | | INACTIVE | W | 31-15 |
| 12/29 | Steelers | P | | W | 28-10 |
| 2019 TOTALS | | 1-0 | | 14-2 | |

+ - Overtime





2020 GAME-BY-GAME REGULAR-SEASON STATISTICS (RAVENS)

| DATE | OPPONENT | P/S | W/L | SCORE |
|--------------------|------------------|-------------|-------------|--------|
| 09/13 | Browns | P | W | 38-6 |
| 09/20 | at Texans | P | W | 33-16 |
| 09/28 | Chiefs | P | L | 20-34 |
| 10/04 | at Football Team | P | W | 31-17 |
| 10/11 | Bengals | P | W | 27-3 |
| 10/18 | at Eagles | P | W | 30-28 |
| 11/01 | Steelers | P | L | 24-28 |
| 11/08 | at Colts | P | W | 24-10 |
| 11/15 | at Patriots | P | L | 17-23 |
| 11/22 | Titans | S | L | 24-30+ |
| 12/02 | at Steelers | S | L | 14-19 |
| 12/08 | Cowboys | S | W | 34-17 |
| 12/14 | at Browns | S | W | 47-42 |
| 12/20 | Jaguars | S | W | 40-14 |
| 12/27 | Giants | S | W | 27-13 |
| 01/03 | at Bengals | S | W | 38-3 |
| 2020 TOTALS | | 16-7 | 11-5 | |

+ - Overtime

2021 GAME-BY-GAME REGULAR-SEASON STATISTICS (RAVENS)

| DATE | OPPONENT | P/S | W/L | SCORE |
|--------------------|-------------|--------------|------------|--------|
| 09/13 | at Raiders | P | L | 27-33+ |
| 09/19 | Chiefs | S | W | 36-35 |
| 09/26 | at Lions | S | W | 19-17 |
| 10/03 | at Broncos | S | W | 23-7 |
| 10/11 | Colts | S | W | 31-25+ |
| 10/17 | Chargers | S | W | 34-6 |
| 10/24 | Bengals | S | L | 17-41 |
| 11/07 | Vikings | S | W | 34-31+ |
| 11/11 | at Dolphins | S | L | 10-22 |
| 11/21 | at Bears | S | W | 16-13 |
| 11/28 | Browns | S | W | 16-10 |
| 12/05 | at Steelers | S | L | 19-20 |
| 12/12 | at Browns | S | L | 22-24 |
| 12/19 | Packers | | L | 30-31 |
| 12/26 | at Bengals | | L | 21-41 |
| 01/02 | Rams | | L | 19-20 |
| 01/09 | Steelers | | L | 13-16+ |
| 2021 TOTALS | | 13-12 | 8-9 | |

+ - Overtime






2022 GAME-BY-GAME REGULAR-SEASON STATISTICS (RAVENS)

| DATE | OPPONENT | P/S | W/L | SCORE |
|--------------------|---------------|--------------|-------------|-------|
| 09/11 | at Jets | S | W | 24-9 |
| 09/18 | Dolphins | S | L | 38-42 |
| 09/25 | at Patriots | S | W | 37-26 |
| 10/02 | Bills | S | L | 20-23 |
| 10/09 | Bengals | S | W | 19-17 |
| 10/16 | at Giants | S | L | 20-24 |
| 10/23 | Browns | S | W | 23-20 |
| 10/27 | at Buccaneers | S | W | 27-22 |
| 11/07 | at Saints | S | W | 27-13 |
| 11/20 | Panthers | S | W | 13-3 |
| 11/27 | at Jaguars | S | L | 27-28 |
| 12/04 | Broncos | S | W | 10-9 |
| 12/11 | at Steelers | S | W | 16-14 |
| 12/17 | at Browns | S | L | 3-13 |
| 12/24 | Falcons | S | W | 17-9 |
| 01/01 | Steelers | S | L | 13-16 |
| 01/08 | at Bengals | S | L | 16-27 |
| 2022 TOTALS | | 17-17 | 10-7 | |





97 DT



MALCOLM
ROACH

HEIGHT/WEIGHT: 6-3 / 290

COLLEGE: Texas

BIRTHDAY: Jun. 9, 1998

BORN: Baton Rouge, La.

NFL EXPERIENCE: 5th YR

BRONCOS EXPERIENCE: 1st YR

GP/GS: 55/6

ACQUIRED: UFA (N.O.)-'24

AT A GLANCE

- *A fifth-year defensive tackle who has appeared in 55 career games (6 starts) with New Orleans (2020-23) and Denver (2024), totaling 128 tackles (55 solo), 3.5 sacks (17 yds.), one interception (5 yds.) and six passes defended.*
- *Played in 12 games in 2023, totaling career highs in tackles (38) and passes defended (3).*
- *Recorded 26 tackles (14 solo) and one sack (3 yds.) after missing the first four games of the season with an injury in 2022.*
- *In 2021, played in seven games (2 starts), registering 10 tackles (4 solo), one sack (5 yds.) and one pass defended.*
- *Appeared in nine games as a rookie after signing with the Saints as a college free agent, finishing with 16 tackles (7 solo).*
- *Played at the University of Texas (2016-19), where he appeared in 47 games (23 starts) as both a defensive end and linebacker and totaled 134 tackles (83 solo), eight sacks (53 yds.) with three passes defended.*
- *Attended Madison Prep Academy in Baton Rouge, La., where he was named a four-time all-state selection.*
- *Entered the NFL as a college free agent with New Orleans on April 27, 2020.*
- *Signed by the Broncos as an unrestricted free agent (N.O.) on March 13, 2024.*

2024: Roach has appeared in 14 games (1 start) for Denver, logging 38 tackles (17 solo), a career-high 2.5 sacks (14 yds.), seven quarterback hits and two passes defended... Made his Broncos debut and tallied two tackles (1 solo) at Sea. (9/8)... Recorded three tackles (1 solo), including a fourth-quarter half sack (OLB Jonah Elliss) to force a punt and two quarterback hits at NYJ (9/29)... Registered a season-high five tackles (4 solo) at Bal. (11/3)... Totalled three tackles (2 solo) and a quarterback takedown of Falcons QB Kirk Cousins (7 yds.) vs. Atl. (11/17)... Recorded three tackles (1 solo) and one sack of Raiders QB Gardner Minshew (4 yds.) at L.V. (11/24)... Registered a season-high six tackles (1 solo) vs. Ind. (12/15).

2023: Roach played in 12 games, totaling career highs in tackles (38) and passes defended (3)... Registered seven tackles (2 solo), including one tackle for loss, vs. T.B. (10/1)... Broke up one pass and assisted on two tackles at N.E. (10/8)... Produced four tackles (3 solo) vs. Jac. (10/19)... Made five tackles and broke up one pass at Min. (11/12)... Recorded one pass defended in a second consecutive game while also totaling six tackles (1 solo) at Atl. (11/26)... Missed the final five games of the season after being placed on injured reserve (knee) on Dec. 6.

2022: Roach recorded 26 tackles (14 solo) and one sack (3 yds.) after missing the first four games of the season with an injury... Made three tackles (1 solo) at Ari. (10/20)... Set a career-high with seven tackles (5 solo)—including one tackle for loss—recorded his first career sack (3 yds.) at Pit. (11/13)... Logged three tackles (2 solo) at T.B. (12/5).

2021: Roach played in seven games (2 starts), registering 10 tackles (4 solo), one sack (5 yds.) and one pass defended... Made his first career start vs. G.B. (9/12), registering one solo tackle... Tallied his first career sack (5 yds.) and pass defended in addition to two tackles (1 solo) vs. Car. (9/19)... Recorded three tackles (1 solo) in the season finale at Atl. (1/9).

2020: Roach appeared in nine games as a rookie after signing with the Saints as a college free agent, finishing with 16 tackles (7 solo)... Made his NFL debut in Week 1 vs. T.B. (9/13), recording two solo tackles... Made four tackles (2 solo) at L.V. (9/21)... Finished with four tackles (1 solo) vs. K.C. (12/20).

COLLEGE: Roach played at the University of Texas (2016-19), where he appeared in 47 games (23 starts) as both a defensive end and linebacker... Finished his career with 134 tackles (83 solo), eight sacks (53 yds.) and three passes defended... Started 12-of-13 games in 2019, finishing with a career-high 40 tackles (24 solo), three sacks (13 yds.), one pass defended and one blocked kick... Appeared in nine games (3 starts) in 2018 and logged 24 tackles (17 solo) and one pass defended... Played in 13 games (3 starts) as a sophomore in 2017, registering 37 tackles (17 solo), two sacks (16 yds.) and one pass defended... Earned honorable mention for Big 12 Defensive Freshman of the Year in 2016 after starting 5-of-12 games and producing 33 tackles (25 solo) and a career-high three sacks (24 yds.).

PERSONAL: Roach attended Madison Prep Academy in Baton Rouge, La., where he was a four-time all-state selection... Named first-team 2A all-state as a linebacker by the Louisiana Sports Writers Association and first-team composite by the Louisiana Football Coaches Association as a senior in 2015... Totaled 143 tackles, 14.5 sacks, two interceptions, five forced fumbles and five passes defended in 2015... Helped the Chargers to an 11-1 overall record and first district title in school history... Was named first-team 1A all-state as a defensive lineman by the Louisiana Sports Writers Association in 2014 after recording 134 tackles, 20 sacks, nine pass breakups, seven forced fumbles and three defensive touchdowns... Also caught 15





passes for 214 yards (14.3 avg.) as a tight end... Also competed in shot put and discus... Malcolm Roach was born on Jan. 19, 1995 in Greenville, S.C.

Transactions

Signed by New Orleans as a college free agent 4/27/20; Waived by New Orleans 12/7/21; Signed by New Orleans (practice squad) 12/9/21; Signed by New Orleans 1/11/22; Re-signed by New Orleans 3/28/23; Signed by Denver 3/13/24.

REGULAR SEASON COMPARISON: DEFENSIVE - LOS ANGELES CHARGERS

| DATE | OPP | W/L | GP/GS | TACKLES | | | | | | | MISC | | | | | |
|---------------|-------------|-----|------------|------------|----------|----------|----------|------------|------------|----------|----------|----------|----------|----------|----------|----------|
| | | | | TOT | SOLO | ASST | SACK | YDS. | INT | TFL | PD | QBH | TD | FF | FR | |
| 10/13/24 | DEN vs. LAC | L | P | 4 | 2 | 2 | 0.0 | 0.0 | 0 | 0 | 0 | 1 | 0 | 0 | 0 | 0 |
| TOTALS | | | 0/1 | 1/0 | 4 | 2 | 2 | 0.0 | 0.0 | 0 | 0 | 1 | 0 | 0 | 0 | 0 |

Malcolm Roach's NFL Regular Season Defensive Statistics

| DATE | TEAM | GP | GS | TACKLES | | | | | | | INTERCEPTIONS | | | | | O. FUMB | | | | ST | | | | MISC | | | | | | | | | | | | |
|-------------------|---------|-----------|----------|------------|-----------|-----------|-----------|-----------|------------|-------------|---------------|----------|----------|----------|----------|----------|----------|----------|----------|----------|----------|----------|----------|----------|----------|----------|----------|----------|----------|----------|----------|----------|----------|----------|----------|---|
| | | | | TK | S | A | TFL | YDS | SK | YDS | QBH | NO | YDS | LG | TD | PD | FF | FR | TD | YDS | TK | S | A | FF | FR | S | A | | | | | | | | | |
| 2020 | Saints | 9 | 0 | 16 | 7 | 9 | 2 | 3 | 0.0 | 0.0 | 2 | 0 | 0 | 0 | 0 | 0 | 0 | 0 | 0 | 0 | 0 | 0 | 0 | 0 | 0 | 0 | 0 | 0 | 0 | 0 | 0 | 0 | 0 | 0 | 0 | 0 |
| 2021 | Saints | 7 | 2 | 10 | 4 | 6 | 0 | 0 | 0.0 | 0.0 | 2 | 1 | 5 | 5 | 0 | 1 | 0 | 0 | 0 | 0 | 0 | 0 | 0 | 0 | 0 | 0 | 0 | 0 | 0 | 0 | 0 | 0 | 0 | 0 | 0 | |
| 2022 | Saints | 13 | 3 | 26 | 14 | 12 | 2 | 3 | 1.0 | 3.0 | 2 | 0 | 0 | 0 | 0 | 0 | 0 | 0 | 0 | 0 | 0 | 0 | 0 | 0 | 0 | 0 | 0 | 0 | 0 | 0 | 0 | 0 | 0 | 0 | 0 | |
| 2023 | Saints | 12 | 0 | 38 | 13 | 25 | 3 | 6 | 0.0 | 0.0 | 1 | 0 | 0 | 0 | 0 | 3 | 0 | 0 | 0 | 0 | 0 | 0 | 0 | 0 | 0 | 0 | 0 | 0 | 0 | 0 | 0 | 0 | 0 | 0 | 0 | |
| 2024 | Broncos | 14 | 1 | 38 | 17 | 21 | 4 | 13 | 2.5 | 14.0 | 7 | 0 | 0 | 0 | 0 | 2 | 0 | 1 | 0 | 0 | 0 | 0 | 0 | 0 | 0 | 0 | 0 | 0 | 0 | 0 | 0 | 0 | 0 | 0 | 0 | |
| NFL TOTALS | | 55 | 6 | 128 | 55 | 73 | 11 | 25 | 3.5 | 17.0 | 14 | 1 | 5 | 5 | 0 | 6 | 0 | 1 | 0 | 0 | 0 | 0 | 0 | 0 | 0 | 0 | 0 | 0 | 0 | 0 | 0 | 0 | 0 | 0 | 0 | |

Malcolm Roach's NFL Postseason Defensive Statistics

| DATE | TEAM | GP | GS | TACKLES | | | | | | | INTERCEPTIONS | | | | | O. FUMB | | | | ST | | | | MISC | | | | | | | | | | | |
|-------------------|--------|----------|----------|----------|----------|----------|----------|----------|------------|------------|---------------|----------|----------|----------|----------|----------|----------|----------|----------|----------|----------|----------|----------|----------|----------|----------|----------|----------|----------|----------|----------|----------|----------|----------|----------|
| | | | | TK | S | A | TFL | YDS | SK | YDS | QBH | NO | YDS | LG | TD | PD | FF | FR | TD | YDS | TK | S | A | FF | FR | S | A | | | | | | | | |
| 2020 | Saints | 0 | 0 | 0 | 0 | 0 | 0 | 0 | 0.0 | 0.0 | 0 | 0 | 0 | 0 | 0 | 0 | 0 | 0 | 0 | 0 | 0 | 0 | 0 | 0 | 0 | 0 | 0 | 0 | 0 | 0 | 0 | 0 | 0 | 0 | 0 |
| NFL TOTALS | | 0 | 0 | 0 | 0 | 0 | 0 | 0 | 0.0 | 0.0 | 0 | 0 | 0 | 0 | 0 | 0 | 0 | 0 | 0 | 0 | 0 | 0 | 0 | 0 | 0 | 0 | 0 | 0 | 0 | 0 | 0 | 0 | 0 | 0 | 0 |





SINGLE-GAME HIGHS: DEFENSIVE

Total Tackles 7 vs. Tampa Bay Buccaneers, Oct 01, 2023
 7 at Pittsburgh Steelers, Nov 13, 2022
 6 vs. Indianapolis Colts, Dec 15, 2024
 6 at Atlanta Falcons, Nov 26, 2023
 5 at Baltimore Ravens, Nov 03, 2024
 ...1 more at 5.

Solo Tackles 5 at Pittsburgh Steelers, Nov 13, 2022
 4 at Baltimore Ravens, Nov 03, 2024
 3 at Minnesota Vikings, Nov 12, 2023
 3 vs. Jacksonville Jaguars, Oct 19, 2023
 2 vs. Atlanta Falcons, Nov 17, 2024
 ...6 more at 2.

Sacks 1.0 at Las Vegas Raiders, Nov 24, 2024
 1.0 vs. Atlanta Falcons, Nov 17, 2024
 1.0 at Pittsburgh Steelers, Nov 13, 2022
 0.5 at New York Jets, Sep 29, 2024

Passes Defensed 1 at New Orleans Saints, Oct 17, 2024
 1 vs. Los Angeles Chargers, Oct 13, 2024
 1 at Atlanta Falcons, Nov 26, 2023
 ...3 more at 1.

Fumble Recoveries 1 at Las Vegas Raiders, Nov 24, 2024
Tackles For Loss 2 vs. Atlanta Falcons, Nov 17, 2024
 1 at Las Vegas Raiders, Nov 24, 2024
 1 at Baltimore Ravens, Nov 03, 2024
 1 vs. Jacksonville Jaguars, Oct 19, 2023
 ...6 more at 1.

Interceptions 1 at Carolina Panthers, Sep 19, 2021
Interception Return Yards 5 at Carolina Panthers, Sep 19, 2021

2023 GAME-BY-GAME REGULAR-SEASON STATISTICS (SAINTS)

| DATE | OPPONENT | P/S | TACKLES | | | | | | | INTERCEPTIONS | | | | O. FUMB | | | | ST | | | | MISC | | | SCOR E | | | |
|--------------------|---------------|-------------|--------------|-----------|-----------|------------|------------|----------|----------|---------------|----------|----------|----------|----------|----------|----------|----------|----------|----------|----------|----------|----------|----------|----------|----------|----------|------------|-------|
| | | | TK | S | A | SK | YDS | TFL | YDS | QBH | NO | YDS | LG | TD | PD | FF | FR | TD | YDS | TK | S | A | FF | FR | | S | A | W/L |
| 09/10 | Titans | P | 2 | 0 | 2 | 0.0 | 0.0 | 0 | 0 | 0 | 0 | 0 | 0 | 0 | 0 | 0 | 0 | 0 | 0 | 0 | 0 | 0 | 0 | 0 | 0 | 0 | W | 16-15 |
| 09/18 | at Panthers | P | 2 | 0 | 2 | 0.0 | 0.0 | 0 | 0 | 0 | 0 | 0 | 0 | 0 | 0 | 0 | 0 | 0 | 0 | 0 | 0 | 0 | 0 | 0 | 0 | W | 20-17 | |
| 09/24 | at Packers | P | 2 | 1 | 1 | 0.0 | 0.0 | 1 | 2 | 0 | 0 | 0 | 0 | 0 | 0 | 0 | 0 | 0 | 0 | 0 | 0 | 0 | 0 | 0 | 0 | L | 17-18 | |
| 10/01 | Buccaneers | P | 7 | 2 | 5 | 0.0 | 0.0 | 1 | 2 | 1 | 0 | 0 | 0 | 0 | 0 | 0 | 0 | 0 | 0 | 0 | 0 | 0 | 0 | 0 | 0 | L | 9-26 | |
| 10/08 | at Patriots | P | 2 | 0 | 2 | 0.0 | 0.0 | 0 | 0 | 0 | 0 | 0 | 0 | 0 | 1 | 0 | 0 | 0 | 0 | 0 | 0 | 0 | 0 | 0 | 0 | W | 34-0 | |
| 10/15 | at Texans | P | 0 | 0 | 0 | 0.0 | 0.0 | 0 | 0 | 0 | 0 | 0 | 0 | 0 | 0 | 0 | 0 | 0 | 0 | 0 | 0 | 0 | 0 | 0 | 0 | L | 13-20 | |
| 10/19 | Jaguars | P | 4 | 3 | 1 | 0.0 | 0.0 | 1 | 2 | 0 | 0 | 0 | 0 | 0 | 0 | 0 | 0 | 0 | 0 | 0 | 0 | 0 | 0 | 0 | 0 | L | 24-31 | |
| 10/29 | at Colts | P | 3 | 1 | 2 | 0.0 | 0.0 | 0 | 0 | 0 | 0 | 0 | 0 | 0 | 0 | 0 | 0 | 0 | 0 | 0 | 0 | 0 | 0 | 0 | 0 | W | 38-27 | |
| 11/05 | Bears | P | 2 | 1 | 1 | 0.0 | 0.0 | 0 | 0 | 0 | 0 | 0 | 0 | 0 | 0 | 0 | 0 | 0 | 0 | 0 | 0 | 0 | 0 | 0 | 0 | W | 24-17 | |
| 11/12 | at Vikings | P | 5 | 3 | 2 | 0.0 | 0.0 | 0 | 0 | 0 | 0 | 0 | 0 | 0 | 1 | 0 | 0 | 0 | 0 | 0 | 0 | 0 | 0 | 0 | 0 | L | 19-27 | |
| 11/26 | at Falcons | P | 6 | 1 | 5 | 0.0 | 0.0 | 0 | 0 | 0 | 0 | 0 | 0 | 0 | 1 | 0 | 0 | 0 | 0 | 0 | 0 | 0 | 0 | 0 | 0 | L | 15-24 | |
| 12/03 | Lions | P | 3 | 1 | 2 | 0.0 | 0.0 | 0 | 0 | 0 | 0 | 0 | 0 | 0 | 0 | 0 | 0 | 0 | 0 | 0 | 0 | 0 | 0 | 0 | 0 | L | 28-33 | |
| 12/10 | Panthers | | DID NOT PLAY | | | | | | | | | | | | | | | | | | | | W | 28-6 | | | | |
| 12/17 | Giants | | DID NOT PLAY | | | | | | | | | | | | | | | | | | | | W | 24-6 | | | | |
| 12/21 | at Rams | | DID NOT PLAY | | | | | | | | | | | | | | | | | | | | L | 22-30 | | | | |
| 12/31 | at Buccaneers | | DID NOT PLAY | | | | | | | | | | | | | | | | | | | | W | 23-13 | | | | |
| 01/07 | Falcons | | DID NOT PLAY | | | | | | | | | | | | | | | | | | | | W | 48-17 | | | | |
| 2023 TOTALS | | 12-0 | 38 | 13 | 25 | 0.0 | 0.0 | 3 | 6 | 1 | 0 | 0 | 0 | 0 | 3 | 0 | 0 | 0 | 0 | 0 | 0 | 0 | 0 | 0 | 0 | 0 | 9-8 | |





2024 GAME-BY-GAME REGULAR-SEASON STATISTICS (BRONCOS)

| DATE | OPPONENT | P/S | TACKLES | | | | | | | INTERCEPTIONS | | | | | O. FUMB | | | | ST | | | | MISC | | | SCORE | | |
|--------------------|---------------|-------------|-----------|-----------|-----------|------------|-------------|----------|-----------|---------------|----------|----------|----------|----------|----------|----------|----------|----------|----------|----------|----------|----------|----------|----------|----------|------------|-------|-------|
| | | | TK | S | A | SK | YDS | TFL | YDS | QBH | NO | YDS | LG | TD | PD | FF | FR | TD | YDS | TK | S | A | FF | FR | S | | A | W/L |
| 09/08 | at Seahawks | P | 2 | 1 | 1 | 0.0 | 0.0 | 0 | 0 | 0 | 0 | 0 | 0 | 0 | 0 | 0 | 0 | 0 | 0 | 0 | 0 | 0 | 0 | 0 | 0 | 0 | L | 20-26 |
| 09/15 | Steelers | P | 4 | 2 | 2 | 0.0 | 0.0 | 0 | 0 | 0 | 0 | 0 | 0 | 0 | 0 | 0 | 0 | 0 | 0 | 0 | 0 | 0 | 0 | 0 | 0 | L | 6-13 | |
| 09/22 | at Buccaneers | P | 0 | 0 | 0 | 0.0 | 0.0 | 0 | 0 | 0 | 0 | 0 | 0 | 0 | 0 | 0 | 0 | 0 | 0 | 0 | 0 | 0 | 0 | 0 | 0 | W | 26-7 | |
| 09/29 | at Jets | P | 3 | 1 | 2 | 0.5 | 3.0 | 0 | 0 | 2 | 0 | 0 | 0 | 0 | 0 | 0 | 0 | 0 | 0 | 0 | 0 | 0 | 0 | 0 | 0 | W | 10-9 | |
| 10/06 | Raiders | P | 3 | 1 | 2 | 0.0 | 0.0 | 0 | 0 | 1 | 0 | 0 | 0 | 0 | 0 | 0 | 0 | 0 | 0 | 0 | 0 | 0 | 0 | 0 | 0 | W | 34-18 | |
| 10/13 | Chargers | P | 4 | 2 | 2 | 0.0 | 0.0 | 0 | 0 | 0 | 0 | 0 | 0 | 0 | 1 | 0 | 0 | 0 | 0 | 0 | 0 | 0 | 0 | 0 | 0 | L | 16-23 | |
| 10/17 | at Saints | P | 1 | 1 | 0 | 0.0 | 0.0 | 0 | 0 | 0 | 0 | 0 | 0 | 0 | 1 | 0 | 0 | 0 | 0 | 0 | 0 | 0 | 0 | 0 | 0 | W | 33-10 | |
| 10/27 | Panthers | P | 1 | 0 | 1 | 0.0 | 0.0 | 0 | 0 | 0 | 0 | 0 | 0 | 0 | 0 | 0 | 0 | 0 | 0 | 0 | 0 | 0 | 0 | 0 | 0 | W | 28-14 | |
| 11/03 | at Ravens | P | 5 | 4 | 1 | 0.0 | 0.0 | 1 | 1 | 0 | 0 | 0 | 0 | 0 | 0 | 0 | 0 | 0 | 0 | 0 | 0 | 0 | 0 | 0 | 0 | L | 10-41 | |
| 11/10 | at Chiefs | P | 0 | 0 | 0 | 0.0 | 0.0 | 0 | 0 | 0 | 0 | 0 | 0 | 0 | 0 | 0 | 0 | 0 | 0 | 0 | 0 | 0 | 0 | 0 | 0 | L | 14-16 | |
| 11/17 | Falcons | P | 3 | 2 | 1 | 1.0 | 7.0 | 2 | 8 | 1 | 0 | 0 | 0 | 0 | 0 | 0 | 0 | 0 | 0 | 0 | 0 | 0 | 0 | 0 | 0 | W | 38-6 | |
| 11/24 | at Raiders | S | 3 | 1 | 2 | 1.0 | 4.0 | 1 | 4 | 2 | 0 | 0 | 0 | 0 | 0 | 0 | 1 | 0 | 0 | 0 | 0 | 0 | 0 | 0 | 0 | W | 29-19 | |
| 12/02 | Browns | P | 3 | 1 | 2 | 0.0 | 0.0 | 0 | 0 | 1 | 0 | 0 | 0 | 0 | 0 | 0 | 0 | 0 | 0 | 0 | 0 | 0 | 0 | 0 | 0 | W | 41-32 | |
| 12/15 | Colts | P | 6 | 1 | 5 | 0.0 | 0.0 | 0 | 0 | 0 | 0 | 0 | 0 | 0 | 0 | 0 | 0 | 0 | 0 | 0 | 0 | 0 | 0 | 0 | 0 | W | 31-13 | |
| 2024 TOTALS | | 14-1 | 38 | 17 | 21 | 2.5 | 14.0 | 4 | 13 | 7 | 0 | 0 | 0 | 0 | 2 | 0 | 1 | 0 | 0 | 0 | 0 | 0 | 0 | 0 | 0 | 9-5 | | |

2020 GAME-BY-GAME POSTSEASON STATISTICS (SAINTS)

| DATE | OPPONENT | P/S | TACKLES | | | | | | | INTERCEPTIONS | | | | | O. FUMB | | | | ST | | | | MISC | | | SCORE | |
|--------------------|------------|-----|----------|----------|----------|------------|------------|----------|----------|---------------|----------|----------|----------|----------|----------|----------|----------|----------|----------|----------|----------|----------|----------|----------|----------|------------|-------|
| | | | TK | S | A | SK | YDS | TFL | YDS | QBH | NO | YDS | LG | TD | PD | FF | FR | TD | YDS | TK | S | A | FF | FR | S | | A |
| 01/10 | Bears | | INACTIVE | | | | | | | | | | | | | | | | | | | | | W | 21-9 | | |
| 01/17 | Buccaneers | | INACTIVE | | | | | | | | | | | | | | | | | | | | | | | L | 20-30 |
| 2020 TOTALS | | | 0 | 0 | 0 | 0.0 | 0.0 | 0 | 0 | 0 | 0 | 0 | 0 | 0 | 0 | 0 | 0 | 0 | 0 | 0 | 0 | 0 | 0 | 0 | 0 | 1-1 | |





41 LB



DREW SANDERS

HEIGHT/WEIGHT: 6-5 / 233

COLLEGE: Arkansas

BIRTHDAY: Dec. 31, 2000

BORN: Denton, Texas

NFL EXPERIENCE: 2nd YR

BRONCOS EXPERIENCE: 2nd YR

GP/GS: 18/4

ACQUIRED: D3a-'23

AT A GLANCE

- A second-year linebacker who has appeared in 18 games (4 starts) with Denver, totaling 22 tackles (12 solo), one fumble recovery and two special-teams tackles.
- Appeared in 36 career games (15 starts) over three seasons at the University of Alabama (2020-21) and the University of Arkansas (2022).
- Totaled 136 tackles (56 solo), 10.5 sacks (52 yds.), one interception (13 yds.), eight passes defended, three forced fumbles and one fumble recovery during his college career.
- Was second in the SEC and 15th in the country in sacks (9.5) in 2022 while also making 103 tackles (40 solo), 13.5 tackles for loss, one interception (13 yds.), six passes defended, three forced fumbles and one fumble recovery.
- Became the first Arkansas linebacker to earn first-team All-America honors from the Associated Press since 1964.
- Played in 12 games (3 starts) at Alabama in 2021, totaling 24 tackles (12 solo), 2.5 tackles for loss, one sack (7 yds.) and two pass breakups to help the Crimson Tide win the SEC Championship.
- Made nine tackles (4 solo) and saw time on special teams in 12 games as a freshman with Alabama in 2020.
- Attended Ryan High School in Denton, Texas, where he was selected to the Under Armour All-America Game and was a 2019 Landry Player of the Year finalist.
- Made 119 tackles, including 10 tackles for loss, eight sacks and three interceptions, two of which were returned for scores, in 2018 to earn SportsDayHS Utility Player of the Year honors.
- Selected by the Broncos in the third round (67th overall) of the 2023 NFL Draft.

2024: Sanders made his season debut and appeared on special teams vs. Ind. (12/15).

2023: Sanders finished his rookie season with 22 tackles (12 solo) and one fumble recovery in 17 games (4 starts) after being drafted in the third round (67th overall) of the 2023 NFL Draft... Made his NFL debut in the season opener vs. L.V. (9/10)... Made his first career start in Week 3 at Mia. (9/24), totaling one assisted tackle... Totaled a career-high seven tackles (5 solo) in the 21-point comeback win at Chi. (10/1)... Recovered a muffed punt at the Kansas City 10-yard line and set up a touchdown in the win vs. K.C. (10/29).

COLLEGE: Sanders played in 36 games (15 starts) at Arkansas (2022) and Alabama (2020-21), totaling 136 tackles (56 solo), 10.5 sacks (52 solo), one interception (13 yds.), eight passes defended, three forced fumbles and one fumble recovery... Was a unanimous All-America selection at Arkansas in 2022 and became the first Arkansas linebacker to earn first-team All-America honors from the Associated Press since 1964... Was also named first-team All-SEC by the AP and league's coaches... Ranked second in the conference and 15th in the nation with 9.5 sacks (45 yds.) along with 103 tackles (40 solo), 13.5 tackles for loss, one interception (13 yds.), six passes defended, three forced fumbles and one fumble recovery... Played in 12 games (3 starts) at Alabama in 2021, totaling 24 tackles (12 solo), 2.5 tackles for loss, one sack (7 yds.) and two passes defended... Helped Alabama win the SEC Championship vs. Georgia (12/4) to reach the national championship game... Made nine tackles (4 solo) and saw time on special teams in 12 games as a freshman in 2020 with Alabama.

PERSONAL: Sanders attended Ryan High School in Denton, Texas, where he was selected to the Under Armour All-America Game... Was also named a 2019 Landry Player of the Year finalist, which goes to the top high school football player in North Texas... Named the 2018 SportsDayHS Utility Player of the Year after making 119 tackles, including 10 tackles for loss, eight sacks and three interceptions, two of which were returned for scores... Majored in Finance at the University of Arkansas... Drew Sanders was born on Dec. 31, 2000, in Denton, Texas.

Transactions

Signed by Denver as a draft pick 5/18/23.





REGULAR SEASON COMPARISON: DEFENSIVE - LOS ANGELES CHARGERS

| DATE | OPP | W/L | GP/GS | TACKLES | | | | | | | | MISC | | | | | |
|---------------|-------------|------------|------------|----------|----------|----------|------------|------------|----------|----------|----------|----------|----------|----------|----------|----------|----------|
| | | | | TOT | SOLO | ASST | SACK | YDS. | INT | TFL | PD | QBH | TD | FF | FR | | |
| 12/10/23 | DEN @ LAC | W | P | 2 | 1 | 1 | 0.0 | 0.0 | 0 | 0 | 0 | 0 | 0 | 0 | 0 | 0 | 0 |
| 12/31/23 | DEN vs. LAC | W | P | 3 | 3 | 0 | 0.0 | 0.0 | 0 | 1 | 0 | 0 | 0 | 0 | 0 | 0 | 0 |
| TOTALS | | 2/0 | 2/0 | 5 | 4 | 1 | 0.0 | 0.0 | 0 | 1 | 0 | 0 | 0 | 0 | 0 | 0 | 0 |

Drew Sanders' NFL Regular Season Defensive Statistics

| DATE | TEAM | GP | GS | TACKLES | | | | | | | | INTERCEPTIONS | | | | | O. FUMB | | | | | ST | | | | MISC | | | | |
|-------------------|---------|-----------|----------|-----------|-----------|-----------|----------|----------|------------|------------|----------|---------------|----------|----------|----------|----------|----------|----------|----------|----------|----------|----------|----------|----------|----------|----------|----------|----------|----------|----------|
| | | | | TK | S | A | TFL | YDS | SK | YDS | QBH | NO | YDS | LG | TD | PD | FF | FR | TD | YDS | TK | S | A | FF | FR | S | A | | | |
| 2023 | Broncos | 17 | 4 | 22 | 12 | 10 | 1 | 2 | 0.0 | 0.0 | 0 | 0 | 0 | 0 | 0 | 0 | 0 | 0 | 0 | 0 | 0 | 0 | 0 | 2 | 1 | 1 | 0 | 1 | 0 | 0 |
| 2024 | Broncos | 1 | 0 | 0 | 0 | 0 | 0 | 0 | 0.0 | 0.0 | 0 | 0 | 0 | 0 | 0 | 0 | 0 | 0 | 0 | 0 | 0 | 0 | 0 | 0 | 0 | 0 | 0 | 0 | 0 | |
| NFL TOTALS | | 18 | 4 | 22 | 12 | 10 | 1 | 2 | 0.0 | 0.0 | 0 | 0 | 0 | 0 | 0 | 0 | 0 | 0 | 0 | 0 | 0 | 0 | 0 | 2 | 1 | 1 | 0 | 1 | 0 | 0 |

2023 GAME-BY-GAME REGULAR-SEASON STATISTICS (BRONCOS)

| DATE | OPPONENT | P/S | TACKLES | | | | | | | | INTERCEPTIONS | | | | | O. FUMB | | | | | ST | | | | MISC | | W/L/T | SCORE | | | |
|--------------------|-------------|-------------|-----------|-----------|-----------|----------|----------|----------|----------|----------|---------------|----------|----------|----------|----------|----------|----------|----------|----------|----------|----------|----------|----------|----------|----------|----------|----------|----------|----------|----------|------------|
| | | | TK | S | A | SK | YDS | TFL | YDS | QBH | NO | YDS | LG | TD | PD | FF | FR | TD | YDS | TK | S | A | FF | FR | S | A | | | | | |
| 09/10 | Raiders | P | 0 | 0 | 0 | 0 | 0 | 0 | 0 | 0 | 0 | 0 | 0 | 0 | 0 | 0 | 0 | 0 | 0 | 0 | 0 | 0 | 0 | 0 | 0 | 0 | 0 | 0 | 0 | L | 16-17 |
| 09/17 | Commanders | P | 0 | 0 | 0 | 0 | 0 | 0 | 0 | 0 | 0 | 0 | 0 | 0 | 0 | 0 | 0 | 0 | 0 | 0 | 0 | 0 | 0 | 0 | 0 | 0 | 0 | 0 | 0 | L | 33-35 |
| 09/24 | at Dolphins | S | 1 | 0 | 1 | 0 | 0 | 0 | 0 | 0 | 0 | 0 | 0 | 0 | 0 | 0 | 0 | 0 | 0 | 0 | 0 | 0 | 0 | 0 | 0 | 0 | 0 | 0 | L | 20-70 | |
| 10/01 | at Bears | S | 7 | 5 | 2 | 0 | 0 | 0 | 0 | 0 | 0 | 0 | 0 | 0 | 0 | 0 | 0 | 0 | 0 | 0 | 0 | 0 | 0 | 0 | 0 | 0 | 0 | 0 | W | 31-28 | |
| 10/08 | Jets | P | 0 | 0 | 0 | 0 | 0 | 0 | 0 | 0 | 0 | 0 | 0 | 0 | 0 | 0 | 0 | 0 | 0 | 0 | 0 | 0 | 0 | 0 | 0 | 0 | 0 | 0 | L | 21-31 | |
| 10/12 | at Chiefs | S | 1 | 0 | 1 | 0 | 0 | 0 | 0 | 0 | 0 | 0 | 0 | 0 | 0 | 0 | 0 | 0 | 0 | 0 | 0 | 0 | 0 | 0 | 0 | 0 | 0 | 0 | L | 8-19 | |
| 10/22 | Packers | P | 0 | 0 | 0 | 0 | 0 | 0 | 0 | 0 | 0 | 0 | 0 | 0 | 0 | 0 | 0 | 0 | 0 | 0 | 0 | 0 | 0 | 0 | 0 | 0 | 0 | 0 | W | 19-17 | |
| 10/29 | Chiefs | S | 0 | 0 | 0 | 0 | 0 | 0 | 0 | 0 | 0 | 0 | 0 | 0 | 0 | 0 | 0 | 0 | 0 | 0 | 0 | 0 | 0 | 1 | 0 | 0 | 0 | W | 24-9 | | |
| 11/13 | at Bills | P | 0 | 0 | 0 | 0 | 0 | 0 | 0 | 0 | 0 | 0 | 0 | 0 | 0 | 0 | 0 | 0 | 0 | 0 | 0 | 0 | 0 | 0 | 0 | 0 | 0 | 0 | W | 24-22 | |
| 11/19 | Vikings | P | 0 | 0 | 0 | 0 | 0 | 0 | 0 | 0 | 0 | 0 | 0 | 0 | 0 | 0 | 0 | 0 | 0 | 0 | 0 | 0 | 0 | 0 | 0 | 0 | 0 | 0 | W | 21-20 | |
| 11/26 | Browns | P | 2 | 1 | 1 | 0 | 0 | 0 | 0 | 0 | 0 | 0 | 0 | 0 | 0 | 0 | 0 | 0 | 0 | 0 | 0 | 0 | 0 | 0 | 0 | 0 | 0 | 0 | W | 29-12 | |
| 12/03 | at Texans | P | 0 | 0 | 0 | 0 | 0 | 0 | 0 | 0 | 0 | 0 | 0 | 0 | 0 | 0 | 0 | 0 | 0 | 0 | 0 | 0 | 0 | 1 | 1 | 0 | 0 | 0 | L | 17-22 | |
| 12/10 | at Chargers | P | 2 | 1 | 1 | 0 | 0 | 0 | 0 | 0 | 0 | 0 | 0 | 0 | 0 | 0 | 0 | 0 | 0 | 0 | 0 | 0 | 0 | 0 | 0 | 0 | 0 | 0 | W | 24-7 | |
| 12/16 | at Lions | P | 1 | 0 | 1 | 0 | 0 | 0 | 0 | 0 | 0 | 0 | 0 | 0 | 0 | 0 | 0 | 0 | 0 | 0 | 0 | 0 | 0 | 0 | 0 | 0 | 0 | 0 | L | 17-42 | |
| 12/24 | Patriots | P | 3 | 1 | 2 | 0 | 0 | 0 | 0 | 0 | 0 | 0 | 0 | 0 | 0 | 0 | 0 | 0 | 0 | 0 | 0 | 0 | 0 | 0 | 0 | 0 | 0 | 0 | L | 23-26 | |
| 12/31 | Chargers | P | 3 | 3 | 0 | 0 | 0 | 0 | 1 | 2 | 0 | 0 | 0 | 0 | 0 | 0 | 0 | 0 | 0 | 0 | 0 | 0 | 0 | 1 | 0 | 1 | 0 | 0 | W | 16-9 | |
| 01/07 | at Raiders | P | 2 | 1 | 1 | 0 | 0 | 0 | 0 | 0 | 0 | 0 | 0 | 0 | 0 | 0 | 0 | 0 | 0 | 0 | 0 | 0 | 0 | 0 | 0 | 0 | 0 | 0 | L | 14-27 | |
| 2023 TOTALS | | 17-4 | 22 | 12 | 10 | 0 | 0 | 0 | 0 | 1 | 2 | 0 | 0 | 0 | 0 | 0 | 0 | 0 | 0 | 0 | 0 | 0 | 0 | 2 | 1 | 1 | 0 | 1 | 0 | 0 | 8-9 |






2024 GAME-BY-GAME REGULAR-SEASON STATISTICS (BRONCOS)

| DATE | OPPONENT | P/S | TACKLES | | | | | | INTERCEPTIONS | | | | O. FUMB | | | | ST | | | | MISC | | | | SCORE | | | |
|--------------------|---------------|------------|----------|----------|----------|----------|----------|----------|---------------|------------------|----------|----------|----------|----------|----------|----------|----------|----------|----------|----------|----------|----------|----------|----------|----------|----------|------------|-------|
| | | | TK | S | A | SK | YDS | TFL | YDS | QBH | NO | YDS | LG | TD | PD | FF | FR | TD | YDS | TK | S | A | FF | FR | | S | A | W/L |
| 09/08 | at Seahawks | | | | | | | | | RESERVED/PUP | | | | | | | | | | | | | | | | | L | 20-26 |
| 09/15 | Steelers | | | | | | | | | RESERVED/PUP | | | | | | | | | | | | | | | | | L | 6-13 |
| 09/22 | at Buccaneers | | | | | | | | | RESERVED/PUP | | | | | | | | | | | | | | | | | W | 26-7 |
| 09/29 | at Jets | | | | | | | | | RESERVED/PUP | | | | | | | | | | | | | | | | | W | 10-9 |
| 10/06 | Raiders | | | | | | | | | RESERVED/PUP | | | | | | | | | | | | | | | | | W | 34-18 |
| 10/13 | Chargers | | | | | | | | | RESERVED/PUP | | | | | | | | | | | | | | | | | L | 16-23 |
| 10/17 | at Saints | | | | | | | | | RESERVED/PUP | | | | | | | | | | | | | | | | | W | 33-10 |
| 10/27 | Panthers | | | | | | | | | RESERVED/PUP | | | | | | | | | | | | | | | | | W | 28-14 |
| 11/03 | at Ravens | | | | | | | | | RESERVED/PUP | | | | | | | | | | | | | | | | | L | 10-41 |
| 11/10 | at Chiefs | | | | | | | | | RESERVED/PUP | | | | | | | | | | | | | | | | | L | 14-16 |
| 11/17 | Falcons | | | | | | | | | RESERVED/PUP | | | | | | | | | | | | | | | | | W | 38-6 |
| 11/24 | at Raiders | | | | | | | | | RESERVED/PUP | | | | | | | | | | | | | | | | | W | 29-19 |
| 12/02 | Browns | | | | | | | | | ON INACTIVE LIST | | | | | | | | | | | | | | | | | W | 41-32 |
| 12/15 | Colts | P | 0 | 0 | 0 | 0 | 0 | 0 | 0 | 0 | 0 | 0 | 0 | 0 | 0 | 0 | 0 | 0 | 0 | 0 | 0 | 0 | 0 | 0 | 0 | 0 | W | 31-13 |
| 2024 TOTALS | | 1-0 | 0 | 0 | 0 | 0 | 0 | 0 | 0 | 0 | 0 | 0 | 0 | 0 | 0 | 0 | 0 | 0 | 0 | 0 | 0 | 0 | 0 | 0 | 0 | 0 | 9-5 | |





34 S



JL
SKINNER

HEIGHT/WEIGHT: 6-4 / 220

BIRTHDAY: Apr. 16, 2001

NFL EXPERIENCE: 2nd YR

GP/GS: 13/0

COLLEGE: Boise State

BORN: San Diego, Calif.

BRONCOS EXPERIENCE: 2nd YR

ACQUIRED: D6-'23

AT A GLANCE

- 👉 *A second-year safety who has appeared in 13 games with the Broncos (2023-24).*
- 👉 *Started 31-of-44 games played at Boise State University from 2019-22, posting 208 tackles (133 solo), seven interceptions (50 yds.), 20 passes defended, two forced fumbles and three fumble recoveries.*
- 👉 *Was named first-team All-Mountain West in 2022 after making 65 tackles (36 solo), four interceptions (30 yds.) and eight passes defended in 12 starts.*
- 👉 *Started all 12 games in 2021, recording 92 tackles (66 solo), two interceptions (-1 yds.), seven passes defended, two forced fumbles and three fumble recoveries to earn All-Mountain West second team honors.*
- 👉 *Started all six games he played in during the 2020 season, totaling 37 tackles (24 solo), one interception (21 yds.) and two passes defended.*
- 👉 *Played in 14 games (1 start) as a freshman in 2019, producing 14 tackles (7 solo), 0.5 TFLs and three passes defended.*
- 👉 *Prepped at Point Loma High School in San Diego, where he was named first-team All-CIF San Diego*
- 👉 *Section as a senior and All-CIF San Diego Section and first-team All-Western League as a junior.*
- 👉 *Selected by the Broncos in the sixth round (183rd overall) of the 2023 NFL Draft.*

2024: Skinner has appeared in 11 contests for Denver, recording one defensive tackle, six special teams tackles and one FR... Recovered a fumble that set up Denver's offense inside the red zone in the second quarter at Sea. (9/8)... Downed a punt at the Panthers' one-yard line vs. Car. (10/27)... Recorded first-career defensive tackle vs. Atl. (11/17).

2023: Skinner appeared in two games during his rookie season with Denver after being selected in the sixth round (183rd overall) in the 2023 NFL Draft... Made his NFL debut vs. Min. (11/19)... Also played in the season finale at L.V. (1/7).

COLLEGE: Skinner played in 44 games (31 starts) at Boise State from 2019-22, totaling 208 tackles (133 solo), seven interceptions (50 yds.), 20 passes defended, two forced fumbles and three fumble recoveries... Was named first-team All-Mountain West in 2022 after producing 65 tackles (36 solo), four interceptions (30 yds.) and eight passes defended in 12 starts... Tied a career-high 13 tackles (2 solo) at UTEP (9/23)... Was named Mountain West Defensive Player of the Week after totaling two interceptions (3 yds.) and five tackles (3 solo) at Wyoming (11/19) to help the Broncos clinch the Mountain Division... Earned All-Mountain West second team honors in 2021 after starting all 12 games, recording 92 tackles (66 solo), two interceptions (-1 yds.), seven passes defended, two forced fumbles and three fumble recoveries... Led the team in tackles, solo tackles and fumble recoveries while he tied for the second most forced fumbles... Started all six games he appeared in during the 2020 season, totaling 37 tackles (24 solo), one interception (21 yds.) and two passes defended... Played in 14 games (1 start), producing 14 tackles (7 solo), 0.5 TFLs and three passes defended in 2019.

PERSONAL: Skinner attended Point Loma High School in San Diego, Calif., where he earned first-team All-CIF San Diego Section as a senior, leading the team to the CIF San Diego Section Division II quarterfinals... Named All-CIF San Diego Section and first-team All-Western League as a junior after recording 33 tackles and one interception... Lettered in football, basketball and track and field.. Majored in psychology at Boise State University... JL Skinner was born on April 16, 2001, in San Diego.

Transactions

Signed by Denver as a draft pick 5/12/23.





JL Skinner's NFL Regular Season Defensive Statistics

| DATE | TEAM | GP | GS | TACKLES | | | | | | INTERCEPTIONS | | | | | O. FUMB | | | | ST | | | | MISC | | | | | | | |
|-------------------|---------|-----------|----------|----------|----------|----------|----------|----------|----------|---------------|------------|----------|----------|----------|----------|----------|----------|----------|----------|----------|----------|----------|----------|----------|----------|----------|----------|----------|----------|----------|
| | | | | TK | S | A | TFL | YDS | SK | YDS | QBH | NO | YDS | LG | TD | PD | FF | FR | TD | YDS | TK | S | A | FF | FR | S | A | | | |
| 2023 | Broncos | 2 | 0 | 0 | 0 | 0 | 0 | 0 | 0 | 0.0 | 0.0 | 0 | 0 | 0 | 0 | 0 | 0 | 0 | 0 | 0 | 0 | 0 | 0 | 0 | 0 | 0 | 0 | 0 | 0 | |
| 2024 | Broncos | 11 | 0 | 1 | 0 | 1 | 0 | 0 | 0 | 0.0 | 0.0 | 0 | 0 | 0 | 0 | 0 | 0 | 0 | 0 | 0 | 0 | 0 | 0 | 6 | 4 | 2 | 0 | 1 | 0 | 0 |
| NFL TOTALS | | 13 | 0 | 1 | 0 | 1 | 0 | 0 | 0 | 0.0 | 0.0 | 0 | 0 | 0 | 0 | 0 | 0 | 0 | 0 | 0 | 0 | 0 | 0 | 6 | 4 | 2 | 0 | 1 | 0 | 0 |

SINGLE-GAME HIGHS: DEFENSIVE

Total Tackles 1 vs. Atlanta Falcons, Nov 17, 2024 **Special Teams Fumble Recoveries** 1 at Seattle Seahawks, Sep 08, 2024
Special Teams Tackles 2 at New Orleans Saints, Oct 17, 2024
 1 vs. Las Vegas Raiders, Oct 06, 2024
 1 vs. Pittsburgh Steelers, Sep 15, 2024
 1 at Seattle Seahawks, Sep 08, 2024

2023 GAME-BY-GAME REGULAR-SEASON STATISTICS (BRONCOS)

| DATE | OPPONENT | P/S | TACKLES | | | | | | INTERCEPTIONS | | | | | O. FUMB | | | | ST | | | | MISC | | SCORE | | | | | | |
|--------------------|-------------|------------|----------|----------|----------|----------|----------|----------|---------------|----------|----------|----------|----------|----------|----------|----------|----------|----------|----------|----------|----------|----------|----------|----------|----------|----------|----------|----------|------------|-------|
| | | | TK | S | A | SK | YDS | TFL | YDS | QBH | NO | YDS | LG | TD | PD | FF | FR | TD | YDS | TK | S | A | FF | | FR | S | A | W/L | | |
| 09/10 | Raiders | | | | | | | | | | | | | | | | | | | | | | | | | | | | L | 16-17 |
| 09/17 | Commanders | | | | | | | | | | | | | | | | | | | | | | | | | | | | L | 33-35 |
| 09/24 | at Dolphins | | | | | | | | | | | | | | | | | | | | | | | | | | | L | 20-70 | |
| 10/01 | at Bears | | | | | | | | | | | | | | | | | | | | | | | | | | | W | 31-28 | |
| 10/08 | Jets | | | | | | | | | | | | | | | | | | | | | | | | | | | L | 21-31 | |
| 10/12 | at Chiefs | | | | | | | | | | | | | | | | | | | | | | | | | | | L | 8-19 | |
| 10/22 | Packers | | | | | | | | | | | | | | | | | | | | | | | | | | | W | 19-17 | |
| 10/29 | Chiefs | | | | | | | | | | | | | | | | | | | | | | | | | | | W | 24-9 | |
| 11/13 | at Bills | | | | | | | | | | | | | | | | | | | | | | | | | | | W | 24-22 | |
| 11/19 | Vikings | P | 0 | 0 | 0 | 0 | 0 | 0 | 0 | 0 | 0 | 0 | 0 | 0 | 0 | 0 | 0 | 0 | 0 | 0 | 0 | 0 | 0 | 0 | 0 | 0 | 0 | 0 | W | 21-20 |
| 11/26 | Browns | | | | | | | | | | | | | | | | | | | | | | | | | | | W | 29-12 | |
| 12/03 | at Texans | | | | | | | | | | | | | | | | | | | | | | | | | | | L | 17-22 | |
| 12/10 | at Chargers | | | | | | | | | | | | | | | | | | | | | | | | | | | W | 24-7 | |
| 12/16 | at Lions | | | | | | | | | | | | | | | | | | | | | | | | | | | L | 17-42 | |
| 12/24 | Patriots | | | | | | | | | | | | | | | | | | | | | | | | | | | L | 23-26 | |
| 12/31 | Chargers | | | | | | | | | | | | | | | | | | | | | | | | | | | W | 16-9 | |
| 01/07 | at Raiders | P | 0 | 0 | 0 | 0 | 0 | 0 | 0 | 0 | 0 | 0 | 0 | 0 | 0 | 0 | 0 | 0 | 0 | 0 | 0 | 0 | 0 | 0 | 0 | 0 | 0 | 0 | L | 14-27 |
| 2023 TOTALS | | 2-0 | 0 | 0 | 0 | 0 | 0 | 0 | 0 | 0 | 0 | 0 | 0 | 0 | 0 | 0 | 0 | 0 | 0 | 0 | 0 | 0 | 0 | 0 | 0 | 0 | 0 | 0 | 8-9 | |





2024 GAME-BY-GAME REGULAR-SEASON STATISTICS (BRONCOS)

| DATE | OPPONENT | P/S | TACKLES | | | | | | INTERCEPTIONS | | | | | O. FUMB | | | | ST | | | | MISC | | W/L/T | SCORE | | |
|--------------------|---------------|-------------|------------------|----------|----------|------------|------------|----------|---------------|----------|----------|----------|----------|----------|----------|----------|----------|----------|----------|----------|----------|----------|----------|----------|----------|------------|-------|
| | | | TK | S | A | SK | YDS | TFL | YDS | QBH | NO | YDS | LG | TD | PD | FF | FR | TD | YDS | TK | S | A | FF | | | FR | S |
| 09/08 | at Seahawks | P | 0 | 0 | 0 | 0.0 | 0.0 | 0 | 0 | 0 | 0 | 0 | 0 | 0 | 0 | 0 | 0 | 0 | 1 | 1 | 0 | 0 | 1 | 0 | 0 | L | 20-26 |
| 09/15 | Steelers | P | 0 | 0 | 0 | 0.0 | 0.0 | 0 | 0 | 0 | 0 | 0 | 0 | 0 | 0 | 0 | 0 | 0 | 1 | 1 | 0 | 0 | 0 | 0 | 0 | L | 6-13 |
| 09/22 | at Buccaneers | | ON INACTIVE LIST | | | | | | | | | | | | | | | | | | | | W | 26-7 | | | |
| 09/29 | at Jets | | ON INACTIVE LIST | | | | | | | | | | | | | | | | | | | | W | 10-9 | | | |
| 10/06 | Raiders | P | 0 | 0 | 0 | 0.0 | 0.0 | 0 | 0 | 0 | 0 | 0 | 0 | 0 | 0 | 0 | 0 | 0 | 1 | 1 | 0 | 0 | 0 | 0 | 0 | W | 34-18 |
| 10/13 | Chargers | | ON INACTIVE LIST | | | | | | | | | | | | | | | | | | | | L | 16-23 | | | |
| 10/17 | at Saints | P | 0 | 0 | 0 | 0.0 | 0.0 | 0 | 0 | 0 | 0 | 0 | 0 | 0 | 0 | 0 | 0 | 0 | 2 | 1 | 1 | 0 | 0 | 0 | 0 | W | 33-10 |
| 10/27 | Panthers | P | 0 | 0 | 0 | 0.0 | 0.0 | 0 | 0 | 0 | 0 | 0 | 0 | 0 | 0 | 0 | 0 | 0 | 0 | 0 | 0 | 0 | 0 | 0 | 0 | W | 28-14 |
| 11/03 | at Ravens | P | 0 | 0 | 0 | 0.0 | 0.0 | 0 | 0 | 0 | 0 | 0 | 0 | 0 | 0 | 0 | 0 | 0 | 0 | 0 | 0 | 0 | 0 | 0 | 0 | L | 10-41 |
| 11/10 | at Chiefs | P | 0 | 0 | 0 | 0.0 | 0.0 | 0 | 0 | 0 | 0 | 0 | 0 | 0 | 0 | 0 | 0 | 0 | 0 | 0 | 0 | 0 | 0 | 0 | 0 | L | 14-16 |
| 11/17 | Falcons | P | 1 | 0 | 1 | 0.0 | 0.0 | 0 | 0 | 0 | 0 | 0 | 0 | 0 | 0 | 0 | 0 | 0 | 1 | 0 | 1 | 0 | 0 | 0 | 0 | W | 38-6 |
| 11/24 | at Raiders | P | 0 | 0 | 0 | 0.0 | 0.0 | 0 | 0 | 0 | 0 | 0 | 0 | 0 | 0 | 0 | 0 | 0 | 0 | 0 | 0 | 0 | 0 | 0 | 0 | W | 29-19 |
| 12/02 | Browns | P | 0 | 0 | 0 | 0.0 | 0.0 | 0 | 0 | 0 | 0 | 0 | 0 | 0 | 0 | 0 | 0 | 0 | 0 | 0 | 0 | 0 | 0 | 0 | 0 | W | 41-32 |
| 12/15 | Colts | P | 0 | 0 | 0 | 0.0 | 0.0 | 0 | 0 | 0 | 0 | 0 | 0 | 0 | 0 | 0 | 0 | 0 | 0 | 0 | 0 | 0 | 0 | 0 | 0 | W | 31-13 |
| 2024 TOTALS | | 11-0 | 1 | 0 | 1 | 0.0 | 0.0 | 0 | 0 | 0 | 0 | 0 | 0 | 0 | 0 | 0 | 0 | 0 | 6 | 4 | 2 | 0 | 1 | 0 | 0 | 9-5 | |





1 CB



TREMON SMITH

HEIGHT/WEIGHT: 5-11 / 190

COLLEGE: Central Arkansas

BIRTHDAY: Jul. 20, 1996

BORN: Anniston, Ala.

NFL EXPERIENCE: 7th YR

BRONCOS EXPERIENCE: 2nd YR

GP/GS: 97/5

ACQUIRED: UFA (Hou.)-'23

AT A GLANCE

- A seventh-year cornerback who has played in 97 career regular-season games (5 starts) and three postseason games with the Chiefs (2018-19), Packers (2019), Colts (2020), Texans (2021-22) and Broncos (2023-24).
- Recorded 30 tackles (21 solo), two interceptions (33 yds.), five passes defended, three forced fumbles and three fumble recoveries in the regular season while making one solo tackle and one fumble recovery in postseason play.
- Has also made 32 career special-teams tackles and tallied 2,493 kickoff return yards on 100 kickoff returns (24.9 avg.) with a score.
- Tied for the third-most games with at least 100 kickoff return yards (6) and fourth-most kickoff return yards (2,323) in the NFL since 2018.
- Competed in 17 games (2 starts) in 2022, setting career highs with tackles (16), interceptions (2), interception yards (33), passes defended (4) and forced fumbles (3).
- Played in all 17 games (2 starts) for Houston in 2021, making 13 tackles (8 solo), one fumble recovery and a career-high eight special-teams tackles.
- Totaled 886 kickoff return yards on 33 returns (26.8 avg.) in 14 games (1 start) in 2018.
- Totaled 146 tackles (113 solo), one sack (15 yds.), 15 interceptions (177 yds., 1 TD), 53 passes defended, two forced fumbles and one fumble recovery in 48 games during his four seasons at the University of Central Arkansas (2014-17).
- Named first team All-Southland Conference as a defensive back in 2016 after producing 35 total tackles (28 solo), 11 passes defended, two interceptions (32 yds.) and one fumble recovery.
- Selected first team All-Southland Conference as a defensive back in 2015 after starting 11 games and amassing 51 total tackles (42 solo), one sack, a career-high 12 passes defended, five interceptions (43 yds.) and two forced fumbles.
- Drafted by Kansas City as a sixth round (196th overall) selection in the 2018 NFL Draft.
- Signed by the Broncos as an unrestricted free agent (Houston) on March 16, 2023.

2024: Smith has appeared in 14 games for Denver, recording four special teams tackles and returning six kickoffs for 170 yds. (28.3 avg.).

2023: Smith played in all 17 games in his first year with Denver, totaling five special-teams tackles and returning one punt for 14 yards... Made his Broncos debut vs. L.V. (9/10)... Made his first special-teams tackle with the Broncos at Mia. (9/24)... Recovered a muffed punt in the game vs. NYJ (10/8)... Made two special-teams tackles in the win vs. K.C. (10/29)... Returned one punt for 14 yards vs. LAC (12/31).

2022: Smith competed in 17 games (2 starts), setting career highs with tackles (16), interceptions (2), interception yards (33), passes defended (4) and forced fumbles (3)... Also posted 417 kickoff return yards on 19 returns (21.9 avg.) and six tackles on special teams... Forced his first career fumble and made two special-teams tackles vs. Ind. (9/11)... Returned four kickoffs for 78 yards (19.5 avg.) at L.V. (10/23)... Made a special-teams tackle and forced a fumble vs. Ten. (10/30)... Had a 32-yard kickoff return at NYG (11/13)... Produced three solo tackles and also made his first two career interceptions (33 yds.) off Cowboys QB Dak Prescott at Dal. (12/11)... Posted a career-high 10 tackles (7 solo) along with a forced fumble and pass defended vs. K.C. (12/18)... Tallied 99 kickoff return yards on four returns (24.8 avg.) vs. Jac. (1/1)... Had three tackles (2 solo) and a pass defended at Ind. (1/8).

2021: Smith played in all 17 games (2 starts) for Houston, making 13 tackles (8 solo), one fumble recovery and a career-high eight special-teams tackles... Also returned 21 kickoffs for 538 yards (25.6 avg.) with one touchdown... Was one-of-eight NFL players to return a kickoff for a score during the season... Made two special-teams tackles vs. Jac. (9/12)... Had a season-high four tackles (2 solo) at Cle. (9/19)... Posted another two tackles on special-teams at Buf. (10/3)... Was involved in two special-teams tackles and returned a kickoff 44 yards vs. LAR (10/31)... Recovered a fumble at Ten. (11/21)... Returned two kickoffs for 50 yards (25.0 avg.)... Posted 48 yards on two kickoff returns vs. Ind. (12/5)... Contributed a season-high 121 kickoff return yards on two returns (60.5) and scored his first kickoff return touchdown at Jac. (12/19)... Tied his season-high four tackles (3 solo) vs. LAC (12/26)... Returned five kickoffs for 98 yards (19.6 avg.) at S.F. (1/2).

2020: Smith played in 10 games with the Colts, making two tackles on special teams while returning eight kickoffs for 180





yards (22.5 avg.)... Spent the first two games on the Colt's practice squad... Made a special-teams tackle vs. Cin. (10/18)... Returned three kickoffs for 73 yards (24.3 avg.) and made one tackle on special teams vs. G.B. (11/22)... Had two kickoff returns for 49 yards (24.5 avg.) vs. Ten. (11/29)... Tallied 58 kickoff return yards for 58 yards (19.3 avg.) at Pit. (12/27).

2019: Smith played in eight games with Kansas City (1 game) and Green Bay (7 games), producing 13 kickoff returns for 303 yards (23.3 avg.) and three special-teams tackles... Returned two kickoffs for 45 yards (22.5 avg.) vs. Phi. (9/26)... Made two special-teams tackles vs. Car. (11/10)... Totaled 123 yards on five kickoff returns (24.6 avg.) at LAC (11/3)... Had two kickoff returns for 40 yards (20.0 avg.) at S.F. (11/24)... Contributed 72 yards on three kickoff returns (24.0 avg.) at NYG (12/1).

2018: Smith appeared in 14 games (1 start) after signing with Kansas City as a college free agent, totaling one solo tackle, one pass defended, one fumble recovery and four special-teams tackles... Also totaled 886 kickoff return yards on 33 returns (26.8 avg.)... Ranked third in the NFL in kickoff returns and kickoff return yards while ranking fourth in kickoff return average... Made his NFL debut at LAC (9/9), posting one special-teams tackle... Made his first defensive take down at Pit. (9/16), notching one solo tackle in the game along with a tackle on special-teams... Saw his first action returning kickoffs at N.E. (10/14), bringing back four kicks for 180 yards (45.0 avg.)... Posted 82 kickoff return yards on three attempts (27.3 avg.) vs. Den. (10/28)... Brought back two kickoffs for 53 yards at Cle. (11/4)... Returned a career-high seven kickoffs for 207 yards (29.6 avg.) at LAR (11/19)... Totaled 104 kickoff return yards on five returns (20.8 avg.) vs. LAC (12/13)... Made his first NFL start and tallied his first career pass defended and first fumble recovery at Sea. (12/23)... Also returned four kicks for 114 yards (28.5 avg.) against the Seahawks.

COLLEGE: Smith totaled 146 tackles (113 solo), one sack (15 yds.) 15 interceptions (177 yds., 1 TD), 53 passes defended, two forced fumbles and one fumble recovery in 48 games during his four seasons at the University of Central Arkansas (2014-17)... Also returned 39 punts for 295 yards (7.6 avg.) with a score... Finished his career ranked fourth in program history in passes defended... Was a two-time All-Southland Conference first team defensive back (2015-16) and All-Southland honorable mention punt returner (2016)... Played in 12 games as a senior, totaling 41 tackles (27 solo), 11 passes defended and five interceptions (102 yds., 1 TD)... Named first team All-Southland Conference as a defensive back in 2016 after producing 35 total tackles (28 solo), 11 passes defended, two interceptions (32 yds.) and one fumble recovery... Was also selected All-Southland Conference honorable mention as a punt returner when he returned 24 punts for 219 yards (9.1 avg.) and one touchdown... Selected first team All-Southland Conference as a defensive back in 2015 after starting 11 games and amassing 51 total tackles (42 solo), one sack, a career-high 12 passes defended, five interceptions (43 yds.) and two forced fumbles.

PERSONAL: Smith attended Saks High School in Anniston, Ala., where he was a first-team All-State as a quarterback in 2013, first-team All-Region as a quarterback in 2013-14 and first-team All-Region as a defensive back in 2013-14... Was also named Player of the Year for District 8 and Alabama 3A Player of the Year as a quarterback... Posted the most career touchdowns in school history... Totaled 70 tackles, four forced fumbles and four interceptions in 2013... Tremon Smith was born on July 20, 1996, in Anniston, Ala.

Transactions

Signed by Kansas City as a college free agent 5/7/18; Waived by Kansas City 9/14/19; Acquired via waivers by Green Bay 9/16/19; Waived by Green Bay 10/14/19; Signed by Green Bay (practice squad) 10/16/19; Signed by Green Bay (active roster) 10/29/19; Waived by Green Bay 12/2/19; Signed by Philadelphia (practice squad) 12/4/19; Signed by Philadelphia 1/6/20; Waived by Philadelphia 7/26/20; Signed by Indianapolis 8/16/20; Waived by Indianapolis 9/5/20; Signed by Indianapolis (practice squad) 9/6/20; Signed by Indianapolis (active roster) 9/22/20; Signed by Houston 3/22/21; Re-signed by Houston 12/4/21; Signed by Denver 3/17/23.





REGULAR SEASON COMPARISON: DEFENSIVE - LOS ANGELES CHARGERS

| DATE | OPP | W/L | GP/GS | TACKLES | | | | | | | | MISC | | | | |
|---------------|-------------|------------|------------|----------|----------|----------|------------|------------|----------|----------|----------|----------|----------|----------|----------|----------|
| | | | | TOT | SOLO | ASST | SACK | YDS. | INT | TFL | PD | QBH | TD | FF | FR | |
| 9/9/18 | KC @ LAC | W | P | 0 | 0 | 0 | 0.0 | 0.0 | 0 | 0 | 0 | 0 | 0 | 0 | 0 | 0 |
| 12/13/18 | KC vs. LAC | L | P | 0 | 0 | 0 | 0.0 | 0.0 | 0 | 0 | 0 | 0 | 0 | 0 | 0 | 0 |
| 11/3/19 | GB @ LAC | L | P | 0 | 0 | 0 | 0.0 | 0.0 | 0 | 0 | 0 | 0 | 0 | 0 | 0 | 0 |
| 12/26/21 | HST vs. LAC | W | S | 4 | 3 | 1 | 0.0 | 0.0 | 0 | 0 | 0 | 0 | 0 | 0 | 0 | 0 |
| 10/2/22 | HST vs. LAC | L | P | 0 | 0 | 0 | 0.0 | 0.0 | 0 | 0 | 0 | 0 | 0 | 0 | 0 | 0 |
| 12/10/23 | DEN @ LAC | W | P | 0 | 0 | 0 | 0.0 | 0.0 | 0 | 0 | 0 | 0 | 0 | 0 | 0 | 0 |
| 12/31/23 | DEN vs. LAC | W | P | 0 | 0 | 0 | 0.0 | 0.0 | 0 | 0 | 0 | 0 | 0 | 0 | 0 | 0 |
| 10/13/24 | DEN vs. LAC | L | P | 0 | 0 | 0 | 0.0 | 0.0 | 0 | 0 | 0 | 0 | 0 | 0 | 0 | 0 |
| TOTALS | | 4/4 | 8/1 | 4 | 3 | 1 | 0.0 | 0.0 | 0 | 0 | 0 | 0 | 0 | 0 | 0 | 0 |

Tremon Smith's NFL Regular Season Defensive Statistics

| DATE | TEAM | GP | GS | TACKLES | | | | | | | | INTERCEPTIONS | | | | | O. FUMB | | | | ST | | | | MISC | | |
|--|---------|-----------|----------|-----------|-----------|----------|----------|------------|------------|----------|----------|---------------|-----------|----------|----------|----------|----------|----------|----------|----------|-----------|-----------|----------|----------|----------|----------|----------|
| | | | | TK | S | A | TFL | YDS | SK | YDS | QBH | NO | YDS | LG | TD | PD | FF | FR | TD | YDS | TK | S | A | FF | FR | S | A |
| 2018 | Chiefs | 14 | 1 | 1 | 1 | 0 | 0 | 0.0 | 0.0 | 0 | 0 | 0 | 0 | 0 | 1 | 0 | 0 | 0 | 0 | 0 | 4 | 3 | 1 | 0 | 1 | 0 | 0 |
| 2019 | Chiefs | 1 | 0 | 0 | 0 | 0 | 0 | 0.0 | 0.0 | 0 | 0 | 0 | 0 | 0 | 0 | 0 | 0 | 0 | 0 | 0 | 0 | 0 | 0 | 0 | 0 | 0 | 0 |
| Went from Kansas City to Green Bay . | | | | | | | | | | | | | | | | | | | | | | | | | | | |
| 2019 | Packers | 7 | 0 | 0 | 0 | 0 | 0 | 0.0 | 0.0 | 0 | 0 | 0 | 0 | 0 | 0 | 0 | 0 | 0 | 0 | 0 | 3 | 2 | 1 | 0 | 0 | 0 | 0 |
| 2019 TOTAL | | 8 | 0 | 0 | 0 | 0 | 0 | 0.0 | 0.0 | 0 | 0 | 0 | 0 | 0 | 0 | 0 | 0 | 0 | 0 | 0 | 3 | 2 | 1 | 0 | 0 | 0 | 0 |
| 2020 | Colts | 10 | 0 | 0 | 0 | 0 | 0 | 0.0 | 0.0 | 0 | 0 | 0 | 0 | 0 | 0 | 0 | 0 | 0 | 0 | 0 | 2 | 2 | 0 | 0 | 0 | 0 | 0 |
| 2021 | Texans | 17 | 2 | 13 | 8 | 5 | 0 | 0.0 | 0.0 | 0 | 0 | 0 | 0 | 0 | 0 | 0 | 0 | 0 | 0 | 0 | 8 | 8 | 0 | 0 | 1 | 0 | 0 |
| 2022 | Texans | 17 | 2 | 16 | 12 | 4 | 1 | 2.0 | 0.0 | 0 | 2 | 33 | 26 | 0 | 4 | 1 | 0 | 0 | 0 | 0 | 6 | 4 | 2 | 2 | 0 | 0 | 0 |
| 2023 | Broncos | 17 | 0 | 0 | 0 | 0 | 0 | 0.0 | 0.0 | 0 | 0 | 0 | 0 | 0 | 0 | 0 | 0 | 0 | 0 | 0 | 5 | 5 | 0 | 0 | 1 | 0 | 0 |
| 2024 | Broncos | 14 | 0 | 0 | 0 | 0 | 0 | 0.0 | 0.0 | 0 | 0 | 0 | 0 | 0 | 0 | 0 | 0 | 0 | 0 | 0 | 4 | 3 | 1 | 0 | 0 | 0 | 0 |
| NFL TOTALS | | 97 | 5 | 30 | 21 | 9 | 1 | 2.0 | 0.0 | 0 | 2 | 33 | 26 | 0 | 5 | 1 | 0 | 0 | 0 | 0 | 32 | 27 | 5 | 2 | 3 | 0 | 0 |

Tremon Smith's NFL Postseason Defensive Statistics

| DATE | TEAM | GP | GS | TACKLES | | | | | | | | INTERCEPTIONS | | | | | O. FUMB | | | | ST | | | | MISC | | | |
|-------------------|---------|----------|----------|----------|----------|----------|----------|------------|------------|----------|----------|---------------|----------|----------|----------|----------|----------|----------|----------|----------|----------|----------|----------|----------|----------|----------|----------|----------|
| | | | | TK | S | A | TFL | YDS | SK | YDS | QBH | NO | YDS | LG | TD | PD | FF | FR | TD | YDS | TK | S | A | FF | FR | S | A | |
| 2018 | Chiefs | 2 | 0 | 1 | 1 | 0 | 0 | 0.0 | 0.0 | 0 | 0 | 0 | 0 | 0 | 0 | 0 | 0 | 0 | 0 | 0 | 0 | 0 | 0 | 0 | 0 | 1 | 0 | 0 |
| 2019 | Packers | 0 | 0 | 0 | 0 | 0 | 0 | 0.0 | 0.0 | 0 | 0 | 0 | 0 | 0 | 0 | 0 | 0 | 0 | 0 | 0 | 0 | 0 | 0 | 0 | 0 | 0 | 0 | 0 |
| 2020 | Colts | 1 | 0 | 0 | 0 | 0 | 0 | 0.0 | 0.0 | 0 | 0 | 0 | 0 | 0 | 0 | 0 | 0 | 0 | 0 | 0 | 0 | 0 | 0 | 0 | 0 | 0 | 0 | 0 |
| NFL TOTALS | | 3 | 0 | 1 | 1 | 0 | 0 | 0.0 | 0.0 | 0 | 0 | 0 | 0 | 0 | 0 | 0 | 0 | 0 | 0 | 0 | 0 | 0 | 0 | 0 | 0 | 1 | 0 | 0 |





SINGLE-GAME HIGHS: DEFENSIVE

Total Tackles 10 vs. Kansas City Chiefs, Dec 18, 2022
 4 vs. Los Angeles Chargers, Dec 26, 2021
 4 at Cleveland Browns, Sep 19, 2021
 3 at Indianapolis Colts, Jan 08, 2023
 3 at Dallas Cowboys, Dec 11, 2022
 ...1 more at 3.

Solo Tackles 7 vs. Kansas City Chiefs, Dec 18, 2022
 3 at Dallas Cowboys, Dec 11, 2022
 3 vs. Los Angeles Chargers, Dec 26, 2021
 2 at Indianapolis Colts, Jan 08, 2023
 2 vs. Carolina Panthers, Sep 23, 2021
 ...1 more at 2.

Passes Defensed 2 at Dallas Cowboys, Dec 11, 2022
 1 at Indianapolis Colts, Jan 08, 2023
 1 vs. Kansas City Chiefs, Dec 18, 2022
 1 at Seattle Seahawks, Dec 23, 2018

Forced Fumbles 1 vs. Kansas City Chiefs, Dec 18, 2022

Tackles For Loss 1 vs. Kansas City Chiefs, Dec 18, 2022

Interceptions 2 at Dallas Cowboys, Dec 11, 2022
Interception Return Yards 33 at Dallas Cowboys, Dec 11, 2022
Special Teams Tackles 2 vs. Kansas City Chiefs, Oct 29, 2023
 2 vs. Indianapolis Colts, Sep 11, 2022
 2 vs. Los Angeles Rams, Oct 31, 2021
 ...3 more at 2.

Special Teams Forced Fumbles 1 vs. Indianapolis Colts, Sep 11, 2022
Special Teams Fumble Recoveries 1 at Tennessee Titans, Nov 21, 2021
 1 at Seattle Seahawks, Dec 23, 2018

SINGLE-GAME HIGHS - POSTSEASON: DEFENSIVE

Total Tackles 1 vs. Indianapolis Colts, Jan 12, 2019
Solo Tackles 1 vs. Indianapolis Colts, Jan 12, 2019
Special Teams Fumble Recoveries 1 vs. Indianapolis Colts, Jan 12, 2019

2023 GAME-BY-GAME REGULAR-SEASON STATISTICS (BRONCOS)

| DATE | OPPONENT | P/S | TACKLES | | | | | | INTERCEPTIONS | | | | | O. FUMB | | | | ST | | | | MISC | | W/L/T | SCORE | | |
|--------------------|-------------|-----|-----------|----------|----------|----------|----------|----------|---------------|----------|----------|----------|----------|----------|----------|----------|----------|----------|----------|----------|----------|----------|----------|----------|----------|------------|-------|
| | | | TK | S | A | SK | YDS | TFL | YDS | QBH | NO | YDS | LG | TD | PD | FF | FR | TD | YDS | TK | S | A | FF | | | FR | S |
| 09/10 | Raiders | P | 0 | 0 | 0 | 0 | 0 | 0 | 0 | 0 | 0 | 0 | 0 | 0 | 0 | 0 | 0 | 0 | 0 | 0 | 0 | 0 | 0 | 0 | 0 | L | 16-17 |
| 09/17 | Commanders | P | 0 | 0 | 0 | 0 | 0 | 0 | 0 | 0 | 0 | 0 | 0 | 0 | 0 | 0 | 0 | 0 | 0 | 0 | 0 | 0 | 0 | 0 | 0 | L | 33-35 |
| 09/24 | at Dolphins | P | 0 | 0 | 0 | 0 | 0 | 0 | 0 | 0 | 0 | 0 | 0 | 0 | 0 | 0 | 0 | 0 | 1 | 1 | 0 | 0 | 0 | 0 | 0 | L | 20-70 |
| 10/01 | at Bears | P | 0 | 0 | 0 | 0 | 0 | 0 | 0 | 0 | 0 | 0 | 0 | 0 | 0 | 0 | 0 | 0 | 0 | 0 | 0 | 0 | 0 | 0 | 0 | W | 31-28 |
| 10/08 | Jets | P | 0 | 0 | 0 | 0 | 0 | 0 | 0 | 0 | 0 | 0 | 0 | 0 | 0 | 0 | 0 | 0 | 0 | 0 | 0 | 1 | 0 | 0 | 0 | L | 21-31 |
| 10/12 | at Chiefs | P | 0 | 0 | 0 | 0 | 0 | 0 | 0 | 0 | 0 | 0 | 0 | 0 | 0 | 0 | 0 | 0 | 1 | 1 | 0 | 0 | 0 | 0 | 0 | L | 8-19 |
| 10/22 | Packers | P | 0 | 0 | 0 | 0 | 0 | 0 | 0 | 0 | 0 | 0 | 0 | 0 | 0 | 0 | 0 | 0 | 0 | 0 | 0 | 0 | 0 | 0 | 0 | W | 19-17 |
| 10/29 | Chiefs | P | 0 | 0 | 0 | 0 | 0 | 0 | 0 | 0 | 0 | 0 | 0 | 0 | 0 | 0 | 0 | 0 | 2 | 2 | 0 | 0 | 0 | 0 | 0 | W | 24-9 |
| 11/13 | at Bills | P | 0 | 0 | 0 | 0 | 0 | 0 | 0 | 0 | 0 | 0 | 0 | 0 | 0 | 0 | 0 | 0 | 0 | 0 | 0 | 0 | 0 | 0 | 0 | W | 24-22 |
| 11/19 | Vikings | P | 0 | 0 | 0 | 0 | 0 | 0 | 0 | 0 | 0 | 0 | 0 | 0 | 0 | 0 | 0 | 0 | 0 | 0 | 0 | 0 | 0 | 0 | 0 | W | 21-20 |
| 11/26 | Browns | P | 0 | 0 | 0 | 0 | 0 | 0 | 0 | 0 | 0 | 0 | 0 | 0 | 0 | 0 | 0 | 0 | 0 | 0 | 0 | 0 | 0 | 0 | 0 | W | 29-12 |
| 12/03 | at Texans | P | 0 | 0 | 0 | 0 | 0 | 0 | 0 | 0 | 0 | 0 | 0 | 0 | 0 | 0 | 0 | 0 | 0 | 0 | 0 | 0 | 0 | 0 | 0 | L | 17-22 |
| 12/10 | at Chargers | P | 0 | 0 | 0 | 0 | 0 | 0 | 0 | 0 | 0 | 0 | 0 | 0 | 0 | 0 | 0 | 0 | 0 | 0 | 0 | 0 | 0 | 0 | 0 | W | 24-7 |
| 12/16 | at Lions | P | 0 | 0 | 0 | 0 | 0 | 0 | 0 | 0 | 0 | 0 | 0 | 0 | 0 | 0 | 0 | 0 | 1 | 1 | 0 | 0 | 0 | 0 | 0 | L | 17-42 |
| 12/24 | Patriots | P | 0 | 0 | 0 | 0 | 0 | 0 | 0 | 0 | 0 | 0 | 0 | 0 | 0 | 0 | 0 | 0 | 0 | 0 | 0 | 0 | 0 | 0 | 0 | L | 23-26 |
| 12/31 | Chargers | P | 0 | 0 | 0 | 0 | 0 | 0 | 0 | 0 | 0 | 0 | 0 | 0 | 0 | 0 | 0 | 0 | 0 | 0 | 0 | 0 | 0 | 0 | 0 | W | 16-9 |
| 01/07 | at Raiders | P | 0 | 0 | 0 | 0 | 0 | 0 | 0 | 0 | 0 | 0 | 0 | 0 | 0 | 0 | 0 | 0 | 0 | 0 | 0 | 0 | 0 | 0 | 0 | L | 14-27 |
| 2023 TOTALS | | | 17 | 0 | 0 | 0 | 0 | 0 | 0 | 0 | 0 | 0 | 0 | 0 | 0 | 0 | 0 | 0 | 5 | 5 | 0 | 0 | 1 | 0 | 0 | 8-9 | |





2024 GAME-BY-GAME REGULAR-SEASON STATISTICS (BRONCOS)

| DATE | OPPONENT | P/S | TACKLES | | | | | | INTERCEPTIONS | | | | | O. FUMB | | | | ST | | | | MISC | | | SCORE | | |
|--------------------|---------------|-------------|----------|----------|----------|----------|----------|----------|---------------|----------|----------|----------|----------|----------|----------|----------|----------|----------|----------|----------|----------|----------|----------|----------|----------|------------|-------|
| | | | TK | S | A | SK | YDS | TFL | YDS | QBH | NO | YDS | LG | TD | PD | FF | FR | TD | YDS | TK | S | A | FF | FR | | S | A |
| 09/08 | at Seahawks | P | 0 | 0 | 0 | 0 | 0 | 0 | 0 | 0 | 0 | 0 | 0 | 0 | 0 | 0 | 0 | 0 | 0 | 0 | 0 | 0 | 0 | 0 | 0 | L | 20-26 |
| 09/15 | Steelers | P | 0 | 0 | 0 | 0 | 0 | 0 | 0 | 0 | 0 | 0 | 0 | 0 | 0 | 0 | 0 | 0 | 0 | 0 | 0 | 0 | 0 | 0 | 0 | L | 6-13 |
| 09/22 | at Buccaneers | P | 0 | 0 | 0 | 0 | 0 | 0 | 0 | 0 | 0 | 0 | 0 | 0 | 0 | 0 | 0 | 0 | 0 | 0 | 0 | 0 | 0 | 0 | 0 | W | 26-7 |
| 09/29 | at Jets | P | 0 | 0 | 0 | 0 | 0 | 0 | 0 | 0 | 0 | 0 | 0 | 0 | 0 | 0 | 0 | 0 | 1 | 1 | 0 | 0 | 0 | 0 | 0 | W | 10-9 |
| 10/06 | Raiders | P | 0 | 0 | 0 | 0 | 0 | 0 | 0 | 0 | 0 | 0 | 0 | 0 | 0 | 0 | 0 | 0 | 0 | 0 | 0 | 0 | 0 | 0 | 0 | W | 34-18 |
| 10/13 | Chargers | P | 0 | 0 | 0 | 0 | 0 | 0 | 0 | 0 | 0 | 0 | 0 | 0 | 0 | 0 | 0 | 0 | 0 | 0 | 0 | 0 | 0 | 0 | 0 | L | 16-23 |
| 10/17 | at Saints | P | 0 | 0 | 0 | 0 | 0 | 0 | 0 | 0 | 0 | 0 | 0 | 0 | 0 | 0 | 0 | 0 | 1 | 1 | 0 | 0 | 0 | 0 | 0 | W | 33-10 |
| 10/27 | Panthers | P | 0 | 0 | 0 | 0 | 0 | 0 | 0 | 0 | 0 | 0 | 0 | 0 | 0 | 0 | 0 | 0 | 0 | 0 | 0 | 0 | 0 | 0 | 0 | W | 28-14 |
| 11/03 | at Ravens | P | 0 | 0 | 0 | 0 | 0 | 0 | 0 | 0 | 0 | 0 | 0 | 0 | 0 | 0 | 0 | 0 | 0 | 0 | 0 | 0 | 0 | 0 | 0 | L | 10-41 |
| 11/10 | at Chiefs | P | 0 | 0 | 0 | 0 | 0 | 0 | 0 | 0 | 0 | 0 | 0 | 0 | 0 | 0 | 0 | 0 | 1 | 1 | 0 | 0 | 0 | 0 | 0 | L | 14-16 |
| 11/17 | Falcons | P | 0 | 0 | 0 | 0 | 0 | 0 | 0 | 0 | 0 | 0 | 0 | 0 | 0 | 0 | 0 | 0 | 0 | 0 | 0 | 0 | 0 | 0 | 0 | W | 38-6 |
| 11/24 | at Raiders | P | 0 | 0 | 0 | 0 | 0 | 0 | 0 | 0 | 0 | 0 | 0 | 0 | 0 | 0 | 0 | 0 | 1 | 0 | 1 | 0 | 0 | 0 | 0 | W | 29-19 |
| 12/02 | Browns | P | 0 | 0 | 0 | 0 | 0 | 0 | 0 | 0 | 0 | 0 | 0 | 0 | 0 | 0 | 0 | 0 | 0 | 0 | 0 | 0 | 0 | 0 | 0 | W | 41-32 |
| 12/15 | Colts | P | 0 | 0 | 0 | 0 | 0 | 0 | 0 | 0 | 0 | 0 | 0 | 0 | 0 | 0 | 0 | 0 | 0 | 0 | 0 | 0 | 0 | 0 | 0 | W | 31-13 |
| 2024 TOTALS | | 14-0 | 0 | 0 | 0 | 0 | 0 | 0 | 0 | 0 | 0 | 0 | 0 | 0 | 0 | 0 | 0 | 0 | 4 | 3 | 1 | 0 | 0 | 0 | 0 | 9-5 | |

2018 GAME-BY-GAME POSTSEASON STATISTICS (CHIEFS)

| DATE | OPPONENT | P/S | TACKLES | | | | | | INTERCEPTIONS | | | | | O. FUMB | | | | ST | | | | MISC | | | SCORE | | |
|--------------------|----------|------------|----------|----------|----------|----------|----------|----------|---------------|----------|----------|----------|----------|----------|----------|----------|----------|----------|----------|----------|----------|----------|----------|----------|------------|---|------------|
| | | | TK | S | A | SK | YDS | TFL | YDS | QBH | NO | YDS | LG | TD | PD | FF | FR | TD | YDS | TK | S | A | FF | FR | | S | A |
| 01/12 | Colts | P | 1 | 1 | 0 | 0 | 0 | 0 | 0 | 0 | 0 | 0 | 0 | 0 | 0 | 0 | 0 | 0 | 0 | 0 | 0 | 0 | 1 | 0 | 0 | W | 31-13 |
| 01/20 | Patriots | P | 0 | 0 | 0 | 0 | 0 | 0 | 0 | 0 | 0 | 0 | 0 | 0 | 0 | 0 | 0 | 0 | 0 | 0 | 0 | 0 | 0 | 0 | 0 | L | 31-37 + |
| 2018 TOTALS | | 2-0 | 1 | 1 | 0 | 0 | 0 | 0 | 0 | 0 | 0 | 0 | 0 | 0 | 0 | 0 | 0 | 0 | 0 | 0 | 0 | 1 | 0 | 0 | 1-1 | | |

+ - Overtime


2019 GAME-BY-GAME POSTSEASON STATISTICS (PACKERS)

| DATE | OPPONENT | P/S | TACKLES | | | | | | INTERCEPTIONS | | | | | O. FUMB | | | | ST | | | | MISC | | | SCORE | | | | | | |
|--------------------|----------|-----|----------------|----------|----------|----------|----------|----------|---------------|----------|----------|----------|----------|----------|----------|----------|----------|----------|----------|----------|----------|----------|----------|----------|----------|------------|---|-----|-------|---|-------|
| | | | TK | S | A | SK | YDS | TFL | YDS | QBH | NO | YDS | LG | TD | PD | FF | FR | TD | YDS | TK | S | A | FF | FR | | S | A | W/L | | | |
| 01/12 | Seahawks | | PRACTICE SQUAD | | | | | | | | | | | | | | | | | | | | | | | | | W | 28-23 | | |
| 01/19 | at 49ers | | PRACTICE SQUAD | | | | | | | | | | | | | | | | | | | | | | | | | | | L | 20-37 |
| 2019 TOTALS | | | 0 | 0 | 0 | 0 | 0 | 0 | 0 | 0 | 0 | 0 | 0 | 0 | 0 | 0 | 0 | 0 | 0 | 0 | 0 | 0 | 0 | 0 | 0 | 1-1 | | | | | |

2020 GAME-BY-GAME POSTSEASON STATISTICS (COLTS)

| DATE | OPPONENT | P/S | TACKLES | | | | | | INTERCEPTIONS | | | | | O. FUMB | | | | ST | | | | MISC | | | SCORE | | |
|--------------------|----------|------------|----------|----------|----------|----------|----------|----------|---------------|----------|----------|----------|----------|----------|----------|----------|----------|----------|----------|----------|----------|----------|----------|----------|------------|---|-------|
| | | | TK | S | A | SK | YDS | TFL | YDS | QBH | NO | YDS | LG | TD | PD | FF | FR | TD | YDS | TK | S | A | FF | FR | | S | A |
| 01/09 | at Bills | P | 0 | 0 | 0 | 0 | 0 | 0 | 0 | 0 | 0 | 0 | 0 | 0 | 0 | 0 | 0 | 0 | 0 | 0 | 0 | 0 | 0 | 0 | 0 | L | 24-27 |
| 2020 TOTALS | | 1-0 | 0 | 0 | 0 | 0 | 0 | 0 | 0 | 0 | 0 | 0 | 0 | 0 | 0 | 0 | 0 | 0 | 0 | 0 | 0 | 0 | 0 | 0 | 0-1 | | |





8 QB



JARRETT STIDHAM

HEIGHT/WEIGHT: 6-3 / 215

COLLEGE: Auburn

BIRTHDAY: Aug. 8, 1996

BORN: Corbin, Ky.

NFL EXPERIENCE: 6th YR

BRONCOS EXPERIENCE: 2nd YR

GP/GS: 18/4

ACQUIRED: UFA (L.V.)-'23

AT A GLANCE

- A sixth-year quarterback who has appeared in 18 career regular-season games (4 starts) with New England (2019-21), Las Vegas (2022) and Denver (2023), completing 117-of-197 passes (59.4%) for 1,422 yards with eight touchdowns and eight interceptions (78.3 rtg.).
- Finished his first season with the Broncos in 2023 with 496 yards on 40-of-66 passing (60.6%) with two touchdowns and one interception (87.7 rtg.).
- Set career highs in passing yards (656), completions (53), attempts (83), passing scores (4), completion percentage (63.9) and passer rating (89.2) in five games (2 starts) during his lone season with Las Vegas in 2022.
- Played in five games in 2020 with New England, totaling 256 yards with two touchdowns and three picks on 22-of-44 passing (50.0%) (54.7 rtg.).
- Appeared in three games during his rookie season in 2019 with the Patriots.
- Played two seasons at Auburn University (2017-18), completing 470-of-739 passes (63.6%) for 5,952 yards with 36 touchdowns and 11 interceptions and led the Tigers to the 2017 SEC Championship Game against Georgia.
- Was named second-team All-SEC in 2017 after completing 246-of-370 (66.5%) passes for 3,158 yards with 18 touchdowns and six picks.
- Also attended Baylor University in 2015 and McLennan Community College in 2016.
- Was drafted in the fourth round (133rd overall) of the 2019 NFL Draft by New England.
- Signed by Denver as a free agent on March 15, 2023.

2023: Stidham finished his first season with the Broncos with 496 yards on 40-of-66 passing (60.6%) with two touchdowns and one interception (87.7 rtg.)... Made his first appearance as a Bronco at Det. (12/16)... Started his first game with Denver vs. LAC (12/31), completing 20-of-32 passes for 224 yards (62.5%) with one touchdown (93. rtg.) for his first career win... Started the final game of the season, totaling 272 yards on 20-of-34 passing (58.5%) with one touchdown and one interception (82.0 rtg.) at L.V. (1/7).

2022: Stidham set career highs in five games (2 starts) in passing yards (656), completions (53), attempts (83), passing scores (4), completion percentage (63.9) and passer rating (89.2) in his lone season with Las Vegas... Completed 8-of-13 passes (61.5%) for 71 yards (76.4 rtg.) at N.O. (10/30)... Made his first career start vs. S.F. (1/1), completing 23-of-34 passes (67.6%) for a career-high 365 yards with a career mark three touchdowns and two picks (108.1 rtg.)... Also started the Raiders' Week 18 matchup vs. K.C. (1/7), totaling 219 yards with one score and one interception on 22-of-36 passing (61.1%) (76.0 rtg.)... Also appeared vs. Hou. (10/23) and at Sea. (11/27).

2021: Stidham spent the first nine games of the Reserve/Physically Unable to Participate list... Was inactive during Games 10-17 and the Patriots' AFC Wild Card Game at Buf. (1/15).

2020: Stidham played in five games, totaling 256 yards with two touchdowns and three picks on 22-of-44 passing (50.0%) (54.7 rtg.)... Threw his first career touchdown pass along with 60 yards at K.C. (10/5)... Completed 6-of-10 passes (60.0%) for 64 yards with one pick vs. S.F. (10/25)... Posted 61 passing yards on 2-of-3 (66.7%) attempts with one score through the air at LAC (12/6)... Completed 5-of-7 passes (71.4%) for 27 yards at LAR (12/10)... Also competed in vs. Buf. (12/28).

2019: Stidham appeared in three games after being drafted in the fourth round (133rd overall) by the Patriots... Completed 2-of-4 passes (50.0%) for 14 yards with one interception... Made his NFL debut vs. NYJ (9/22), completing 2-of-3 passes (66.7%) for 14 yards and one interception (37.5 rtg.)... Also made appearances at Was. (10/6) and at NYJ (10/21).

COLLEGE: Stidham played two seasons at Auburn University (2017-18), completing 470-of-739 passes (63.6%) for 5,952 yards with 36 touchdowns and 11 interceptions... Also contributed 175 rushes for 154 yards (0.9 avg.) with seven scores... Was named second-team All-SEC in 2017 after completing 246-of-370 passes (66.5%) for 3,158 yards with 18 touchdowns and six picks... Led Auburn to the 2017 SEC Championship Game against Georgia... Led the SEC and ranked ninth nationally in completion percentage and fourth in the conference in passing efficiency (151.0) in 2017... Was named SEC Offensive Player of the Week after completing 13-of-16 passes (81.3%) for 264 yards with two scores vs. Mississippi State... Was awarded SEC Offensive Player of the Week for a second time that season against Alabama after totaling 237 yards on 21-





of-28 passing (75.0%) with a rushing score... Spent one season at McLennan Community College in 2016 after playing the 2015 season at Baylor University.

PERSONAL: Stidham attended Stephenville (Texas) High School, where he was a three-time all-state honoree as both a quarterback and receiver... Was named a 2014 Class 4A All-State second team honoree after he led Stephenville to 9-4 record, the 2014 4A DI regional finals and a No. 6 final ranking as senior... Finished his senior season with 3,903 total yards and 50 scores... Threw for 2,934 yards with 35 touchdowns on 183-of-260 passing (70.4%) and ran for 969 yards with 15 touchdowns on 122 carries... Threw for 2,613 yards with 30 touchdowns on 156-of-254 passes (61.4%) and rushed for 821 yards with 14 touchdowns on 138 carries as a junior, earning 2013 District 7-3A MVP... Led Stephenville to a 12-2 record while being named 2013 third-team Class 3A All-State that season... Played receiver as sophomore, totaled 685 yards with 11 touchdown receptions on Stephenville's 2012 Class 3A DI state championship squad, earning 2012 Class 3A All-State honorable mention... Was All-District in basketball and also ran track... Jarrett Stidham (pronounced: STID-um) was born on Aug. 8, 1996 in Corbin, Ky.

Transactions

Signed by New England as a draft pick 5/10/19; Traded to Las Vegas 5/12/22; Signed by Denver as a free agent 3/15/23.

REGULAR SEASON COMPARISON: PASSING - LOS ANGELES CHARGERS

| DATE | OPP | W/L | GP/GS | C | ATT | YDS. | AVG. | TD | LG | INT | SK | SKYD | RTG |
|---------------|-------------|------------|------------|-----------|-----------|------------|------------|----------|-----------|----------|----------|-----------|-----------|
| 12/6/20 | NE @ LAC | W | P | 2 | 3 | 61 | 20.3 | 1 | 38 | 0 | 0 | 0 | 149.3 |
| 12/31/23 | DEN vs. LAC | W | S | 20 | 32 | 224 | 7.0 | 1 | 54 | 0 | 2 | 12 | 93.8 |
| TOTALS | | 2/0 | 2/1 | 22 | 35 | 285 | 8.1 | 2 | 54 | 0 | 2 | 12 | -- |

Jarrett Stidham's NFL Regular Season Passing Statistics

| DATE | TEAM | GP | GS | ATT. | CMP. | PCT. | YDS | AVG. | TD | INT. | LG | SK | LST | RATE |
|---------------|----------|-----------|----------|------------|------------|-------------|--------------|------------|----------|----------|------------|-----------|------------|-------------|
| 2019 | Patriots | 3 | 0 | 4 | 2 | 50.0 | 14 | 3.5 | 0 | 1 | 11 | 1 | 7 | 18.8 |
| 2020 | Patriots | 5 | 0 | 44 | 22 | 50.0 | 256 | 5.8 | 2 | 3 | 38t | 4 | 21 | 54.7 |
| 2021 | Patriots | 0 | 0 | 0 | 0 | 0.0 | 0 | 0.0 | 0 | 0 | 0 | 0 | 0 | 0.0 |
| 2022 | Raiders | 5 | 2 | 83 | 53 | 63.9 | 656 | 7.9 | 4 | 3 | 60t | 7 | 47 | 89.2 |
| 2023 | Broncos | 3 | 2 | 66 | 40 | 60.6 | 496 | 7.5 | 2 | 1 | 54t | 7 | 46 | 87.7 |
| 2024 | Broncos | 2 | 0 | 0 | 0 | 0.0 | 0 | 0.0 | 0 | 0 | 0 | 0 | 0 | 0.0 |
| TOTALS | | 18 | 4 | 197 | 117 | 59.4 | 1,422 | 7.2 | 8 | 8 | 60T | 19 | 121 | 78.3 |

Jarrett Stidham's NFL Postseason Passing Statistics

| DATE | TEAM | GP | GS | ATT. | CMP. | PCT. | YDS | AVG. | TD | INT. | LG | SK | LST | RATE |
|---------------|----------|----------|----------|----------|----------|------------|----------|------------|----------|----------|----------|----------|----------|------------|
| 2019 | Patriots | 0 | 0 | 0 | 0 | 0.0 | 0 | 0.0 | 0 | 0 | 0 | 0 | 0 | 0.0 |
| 2021 | Patriots | 0 | 0 | 0 | 0 | 0.0 | 0 | 0.0 | 0 | 0 | 0 | 0 | 0 | 0.0 |
| TOTALS | | 0 | 0 | 0 | 0 | 0.0 | 0 | 0.0 | 0 | 0 | 0 | 0 | 0 | 0.0 |





Jarrett Stidham's NFL Regular Season Rushing Statistics

| DATE | TEAM | NO. | YDS. | AVG. | LG | TD |
|---------------|----------|-----------|-----------|------------|-----------|----------|
| 2019 | Patriots | 2 | -2 | -1.0 | 0 | 0 |
| 2020 | Patriots | 7 | 7 | 1.0 | 6 | 0 |
| 2021 | Patriots | 0 | 0 | 0.0 | 0 | 0 |
| 2022 | Raiders | 14 | 84 | 6.0 | 11 | 0 |
| 2023 | Broncos | 9 | 8 | 0.9 | 4 | 0 |
| 2024 | Broncos | 2 | -2 | -1.0 | 0 | 0 |
| TOTALS | | 34 | 95 | 2.8 | 11 | 0 |

Jarrett Stidham's NFL Postseason Rushing Statistics

| DATE | TEAM | NO. | YDS. | AVG. | LG | TD |
|---------------|----------|----------|----------|------------|----------|----------|
| 2019 | Patriots | 0 | 0 | 0.0 | 0 | 0 |
| 2021 | Patriots | 0 | 0 | 0.0 | 0 | 0 |
| TOTALS | | 0 | 0 | 0.0 | 0 | 0 |

Jarrett Stidham's NFL Regular Season Passing/Rushing Statistics

| DATE | TEAM | GP | GS | PASSING | | | | | | | | | | RUSHING | | | | | |
|---------------|----------|-----------|----------|------------|------------|-------------|--------------|------------|----------|----------|------------|-----------|------------|-------------|-----------|-----------|------------|-----------|----------|
| | | | | ATT. | CMP. | PCT. | YDS | AVG. | TD | INT. | LG | SK | LST | RATE | NO. | YDS. | AVG. | LG | TD |
| 2019 | Patriots | 3 | 0 | 4 | 2 | 50.0 | 14 | 3.5 | 0 | 1 | 11 | 1 | 7 | 18.8 | 2 | -2 | -1.0 | 0 | 0 |
| 2020 | Patriots | 5 | 0 | 44 | 22 | 50.0 | 256 | 5.8 | 2 | 3 | 38t | 4 | 21 | 54.7 | 7 | 7 | 1.0 | 6 | 0 |
| 2021 | Patriots | 0 | 0 | 0 | 0 | 0.0 | 0 | 0.0 | 0 | 0 | 0 | 0 | 0.0 | 0 | 0 | 0.0 | 0 | 0 | 0 |
| 2022 | Raiders | 5 | 2 | 83 | 53 | 63.9 | 656 | 7.9 | 4 | 3 | 60t | 7 | 47 | 89.2 | 14 | 84 | 6.0 | 11 | 0 |
| 2023 | Broncos | 3 | 2 | 66 | 40 | 60.6 | 496 | 7.5 | 2 | 1 | 54t | 7 | 46 | 87.7 | 9 | 8 | 0.9 | 4 | 0 |
| 2024 | Broncos | 2 | 0 | 0 | 0 | 0.0 | 0 | 0.0 | 0 | 0 | 0 | 0 | 0.0 | 2 | -2 | -1.0 | 0 | 0 | |
| TOTALS | | 18 | 4 | 197 | 117 | 59.4 | 1,422 | 7.2 | 8 | 8 | 60T | 19 | 121 | 78.3 | 34 | 95 | 2.8 | 11 | 0 |

Jarrett Stidham's NFL Postseason Passing/Rushing Statistics

| DATE | TEAM | GP | GS | PASSING | | | | | | | | | | RUSHING | | | | | |
|---------------|----------|----------|----------|----------|----------|------------|----------|------------|----------|----------|----------|----------|----------|------------|----------|----------|------------|----------|----------|
| | | | | ATT. | CMP. | PCT. | YDS | AVG. | TD | INT. | LG | SK | LST | RATE | NO. | YDS. | AVG. | LG | TD |
| 2019 | Patriots | 0 | 0 | 0 | 0 | 0.0 | 0 | 0.0 | 0 | 0 | 0 | 0 | 0 | 0.0 | 0 | 0 | 0.0 | 0 | 0 |
| 2021 | Patriots | 0 | 0 | 0 | 0 | 0.0 | 0 | 0.0 | 0 | 0 | 0 | 0 | 0 | 0.0 | 0 | 0 | 0.0 | 0 | 0 |
| TOTALS | | 0 | 0 | 0 | 0 | 0.0 | 0 | 0.0 | 0 | 0 | 0 | 0 | 0 | 0.0 | 0 | 0 | 0.0 | 0 | 0 |





SINGLE-GAME HIGHS: QUARTERBACK

| | |
|--|---|
| <p>Pass Attempts</p> <p>36 vs. Kansas City Chiefs, Jan 07, 2023 34 at Las Vegas Raiders, Jan 07, 2024 34 vs. San Francisco 49ers, Jan 01, 2023 32 vs. Los Angeles Chargers, Dec 31, 2023 13 at New Orleans Saints, Oct 30, 2022 ...1 more at 13.</p> <p>Pass Completions</p> <p>23 vs. San Francisco 49ers, Jan 01, 2023 22 vs. Kansas City Chiefs, Jan 07, 2023 20 at Las Vegas Raiders, Jan 07, 2024 20 vs. Los Angeles Chargers, Dec 31, 2023 8 at New Orleans Saints, Oct 30, 2022</p> <p>Yards Passing</p> <p>365 vs. San Francisco 49ers, Jan 01, 2023 272 at Las Vegas Raiders, Jan 07, 2024 224 vs. Los Angeles Chargers, Dec 31, 2023 219 vs. Kansas City Chiefs, Jan 07, 2023 72 at New Orleans Saints, Oct 30, 2022</p> <p>TD Passes</p> <p>3 vs. San Francisco 49ers, Jan 01, 2023 1 at Las Vegas Raiders, Jan 07, 2024 1 vs. Los Angeles Chargers, Dec 31, 2023 1 vs. Kansas City Chiefs, Jan 07, 2023 ...2 more at 1.</p> <p>Long Passes</p> <p>60t vs. San Francisco 49ers, Jan 01, 2023 54t vs. Los Angeles Chargers, Dec 31, 2023 47 at Las Vegas Raiders, Jan 07, 2024 45 vs. San Francisco 49ers, Jan 01, 2023 41 vs. Los Angeles Chargers, Dec 31, 2023</p> <p>Completion Percentage</p> <p>67.6 vs. San Francisco 49ers, Jan 01, 2023 62.5 vs. Los Angeles Chargers, Dec 31, 2023 61.1 vs. Kansas City Chiefs, Jan 07, 2023 58.8 at Las Vegas Raiders, Jan 07, 2024</p> | <p>Passer Rating</p> <p>108.1 vs. San Francisco 49ers, Jan 01, 2023 93.8 vs. Los Angeles Chargers, Dec 31, 2023 82.0 at Las Vegas Raiders, Jan 07, 2024 76.0 vs. Kansas City Chiefs, Jan 07, 2023</p> <p>Rush Attempts</p> <p>7 vs. Kansas City Chiefs, Jan 07, 2023 7 vs. San Francisco 49ers, Jan 01, 2023 6 vs. Los Angeles Chargers, Dec 31, 2023 3 at Las Vegas Raiders, Jan 07, 2024 2 at New Orleans Saints, Oct 17, 2024 ...4 more at 2.</p> <p>Rushing Yards</p> <p>50 vs. Kansas City Chiefs, Jan 07, 2023 34 vs. San Francisco 49ers, Jan 01, 2023 6 vs. Los Angeles Chargers, Dec 31, 2023 3 at Los Angeles Rams, Dec 10, 2020 3 vs. San Francisco 49ers, Oct 25, 2020 ...1 more at 3.</p> <p>Rushing Average</p> <p>7.1 vs. Kansas City Chiefs, Jan 07, 2023 4.9 vs. San Francisco 49ers, Jan 01, 2023</p> <p>Longest Runs</p> <p>11 vs. San Francisco 49ers, Jan 01, 2023 10 vs. Kansas City Chiefs, Jan 07, 2023 10 vs. Kansas City Chiefs, Jan 07, 2023 9 vs. San Francisco 49ers, Jan 01, 2023 8 vs. Kansas City Chiefs, Jan 07, 2023</p> |
|--|---|

300-YARD PASSING GAMES (1): REGULAR SEASON

| DATE | TEAM | NO. | YDS. | AVG. | LG | TD |
|----------|-------|-----|------|------|-----|----|
| 01/01/23 | 49ERS | 23 | 365 | 15.9 | 60t | 3 |





2023 GAME-BY-GAME REGULAR-SEASON STATISTICS (BRONCOS)

| DATE | OPPONENT | P/S | PASSING | | | | | | | | | | RUSHING | | | | W/L | SCORE | |
|--------------------|-------------|------------|---------------------------|-----------|------------|-------------|------------|-------------|----------|----------|------------|-------------|-------------|----------|----------|----------|----------|------------|-------|
| | | | ATT | CMP | YDS | PCT | Y/A | Y/C | TD | INT | LG | SK/YD | RATE | ATT | YDS | LG | | | TD |
| 09/10 | Raiders | | DID NOT PLAY (NON-INJURY) | | | | | | | | | | | | | | L | 16-17 | |
| 09/17 | Commanders | | DID NOT PLAY (NON-INJURY) | | | | | | | | | | | | | | L | 33-35 | |
| 09/24 | at Dolphins | | DID NOT PLAY (NON-INJURY) | | | | | | | | | | | | | | L | 20-70 | |
| 10/01 | at Bears | | DID NOT PLAY (NON-INJURY) | | | | | | | | | | | | | | W | 31-28 | |
| 10/08 | Jets | | DID NOT PLAY (NON-INJURY) | | | | | | | | | | | | | | L | 21-31 | |
| 10/12 | at Chiefs | | DID NOT PLAY (NON-INJURY) | | | | | | | | | | | | | | L | 8-19 | |
| 10/22 | Packers | | DID NOT PLAY (NON-INJURY) | | | | | | | | | | | | | | W | 19-17 | |
| 10/29 | Chiefs | | DID NOT PLAY (NON-INJURY) | | | | | | | | | | | | | | W | 24-9 | |
| 11/13 | at Bills | | DID NOT PLAY (NON-INJURY) | | | | | | | | | | | | | | W | 24-22 | |
| 11/19 | Vikings | | DID NOT PLAY (NON-INJURY) | | | | | | | | | | | | | | W | 21-20 | |
| 11/26 | Browns | | DID NOT PLAY (NON-INJURY) | | | | | | | | | | | | | | W | 29-12 | |
| 12/03 | at Texans | | DID NOT PLAY (NON-INJURY) | | | | | | | | | | | | | | L | 17-22 | |
| 12/10 | at Chargers | | DID NOT PLAY (NON-INJURY) | | | | | | | | | | | | | | W | 24-7 | |
| 12/16 | at Lions | P | 0 | 0 | 0 | 0.0 | 0.0 | 0.0 | 0 | 0 | 0 | 0/0 | 0.0 | 0 | 0 | 0 | 0 | L | 17-42 |
| 12/24 | Patriots | | DID NOT PLAY (NON-INJURY) | | | | | | | | | | | | | | L | 23-26 | |
| 12/31 | Chargers | S | 32 | 20 | 224 | 62.5 | 7.0 | 11.2 | 1 | 0 | 54t | 2/12 | 93.8 | 6 | 6 | 4 | 0 | W | 16-9 |
| 01/07 | at Raiders | S | 34 | 20 | 272 | 58.8 | 8.0 | 13.6 | 1 | 1 | 47 | 5/34 | 82.0 | 3 | 2 | 3 | 0 | L | 14-27 |
| 2023 TOTALS | | 3-2 | 66 | 40 | 496 | 60.6 | 7.5 | 12.4 | 2 | 1 | 54T | 7/46 | 87.7 | 9 | 8 | 4 | 0 | 8-9 | |

2024 GAME-BY-GAME REGULAR-SEASON STATISTICS (BRONCOS)

| DATE | OPPONENT | P/S | PASSING | | | | | | | | | | RUSHING | | | | W/L | SCORE | |
|--------------------|---------------|------------|---------------------------|----------|----------|------------|------------|------------|----------|----------|----------|------------|------------|----------|-----------|-----------|----------|------------|-------|
| | | | ATT | CMP | YDS | PCT | Y/A | Y/C | TD | INT | LG | SK/YD | RATE | ATT | YDS | LG | | | TD |
| 09/08 | at Seahawks | | DID NOT PLAY (NON-INJURY) | | | | | | | | | | | | | | L | 20-26 | |
| 09/15 | Steelers | | DID NOT PLAY (NON-INJURY) | | | | | | | | | | | | | | L | 6-13 | |
| 09/22 | at Buccaneers | | DID NOT PLAY (NON-INJURY) | | | | | | | | | | | | | | W | 26-7 | |
| 09/29 | at Jets | | DID NOT PLAY (NON-INJURY) | | | | | | | | | | | | | | W | 10-9 | |
| 10/06 | Raiders | | DID NOT PLAY (NON-INJURY) | | | | | | | | | | | | | | W | 34-18 | |
| 10/13 | Chargers | | DID NOT PLAY (NON-INJURY) | | | | | | | | | | | | | | L | 16-23 | |
| 10/17 | at Saints | P | 0 | 0 | 0 | 0.0 | 0.0 | 0.0 | 0 | 0 | 0 | 0/0 | 0.0 | 2 | -2 | -1 | 0 | W | 33-10 |
| 10/27 | Panthers | | DID NOT PLAY (NON-INJURY) | | | | | | | | | | | | | | W | 28-14 | |
| 11/03 | at Ravens | | DID NOT PLAY (NON-INJURY) | | | | | | | | | | | | | | L | 10-41 | |
| 11/10 | at Chiefs | | DID NOT PLAY (NON-INJURY) | | | | | | | | | | | | | | L | 14-16 | |
| 11/17 | Falcons | P | 0 | 0 | 0 | 0.0 | 0.0 | 0.0 | 0 | 0 | 0 | 0/0 | 0.0 | 0 | 0 | 0 | 0 | W | 38-6 |
| 11/24 | at Raiders | | DID NOT PLAY (NON-INJURY) | | | | | | | | | | | | | | W | 29-19 | |
| 12/02 | Browns | | DID NOT PLAY (NON-INJURY) | | | | | | | | | | | | | | W | 41-32 | |
| 12/15 | Colts | | DID NOT PLAY (NON-INJURY) | | | | | | | | | | | | | | W | 31-13 | |
| 2024 TOTALS | | 2-0 | 0 | 0 | 0 | 0.0 | 0.0 | 0.0 | 0 | 0 | 0 | 0/0 | 0.0 | 2 | -2 | -1 | 0 | 9-5 | |

2019 GAME-BY-GAME POSTSEASON STATISTICS (PATRIOTS)

| DATE | OPPONENT | P/S | PASSING | | | | | | | | | | RUSHING | | | | W/L | SCORE |
|--------------------|----------|------------|---------------------------|----------|----------|------------|------------|------------|----------|----------|----------|------------|------------|----------|----------|----------|----------|------------|
| | | | ATT | CMP | YDS | PCT | Y/A | Y/C | TD | INT | LG | SK/YD | RATE | ATT | YDS | LG | | |
| 01/04 | Titans | | DID NOT PLAY (NON-INJURY) | | | | | | | | | | | | | | L | 13-20 |
| 2019 TOTALS | | 0-0 | 0 | 0 | 0 | 0.0 | 0.0 | 0.0 | 0 | 0 | 0 | 0/0 | 0.0 | 0 | 0 | 0 | 0 | 0-1 |






2021 GAME-BY-GAME POSTSEASON STATISTICS (PATRIOTS)

| DATE | OPPONENT | P/S | PASSING | | | | | | | | | | | RUSHING | | | | W/L | SCORE | |
|--------------------|----------|------------|----------|----------|----------|------------|------------|------------|----------|----------|----------|------------|------------|----------|----------|----------|----------|----------|------------|--|
| | | | ATT | CMP | YDS | PCT | Y/A | Y/C | TD | INT | LG | SK/YD | RATE | ATT | YDS | LG | TD | | | |
| 01/15 | at Bills | | INACTIVE | | | | | | | | | | | | | | | L | 17-47 | |
| 2021 TOTALS | | 0-0 | 0 | 0 | 0 | 0.0 | 0.0 | 0.0 | 0 | 0 | 0 | 0/0 | 0.0 | 0 | 0 | 0 | 0 | 0 | 0-1 | |





40 ILB



JUSTIN STRNAD

HEIGHT/WEIGHT: 6-3 / 235

COLLEGE: Wake Forest

BIRTHDAY: Aug. 21, 1996

BORN: Palm Harbor, Fla.

NFL EXPERIENCE: 5th YR

BRONCOS EXPERIENCE: 5th YR

GP/GS: 64/11

ACQUIRED: D5-'20

AT A GLANCE

- 🐾 *A fifth-year inside linebacker who has appeared in 64 games (11 starts) with the Broncos (2020-24), tallying 91 tackles (57 solo), three sacks (8 yds.) and 18 special-teams tackles during his career.*
- 🐾 *Missed the entire 2020 season after being placed on injured reserve on Aug. 31, 2020 with a season-ending wrist injury.*
- 🐾 *Started 20-of-47 games played at Wake Forest University, totaling 244 tackles (145 solo), eight sacks (46 yds.), four interceptions (44 yds.), 10 passes defended, three forced fumbles and one fumble recovery.*
- 🐾 *Earned honorable-mention All-ACC honors as a redshirt senior after finishing with 69 tackles (38 solo), two sacks (18 yds.), one interception and four passes defended in eight games (7 starts).*
- 🐾 *Ended his redshirt junior season leading the Demon Deacons with 105 tackles (63 solo), 1.5 sacks (6 yds.), five passes defended and one forced fumble to earn All-ACC honorable mention honors.*
- 🐾 *Was a first-team All-Pinellas County selection by the Tampa Tribune and the Tampa Bay Times as a senior at East Lake High School in Tarpon Springs, Fla.*
- 🐾 *Selected by the Broncos in the fifth round (178th overall) of the 2020 NFL Draft.*

2024: Strnad has appeared in 14 games (6 starts) for Denver, recording 59 defensive tackles (38 solo), three sacks (8 yds.), seven tackles for loss, three passes defended and four special-teams tackles... Made first start of season and logged four tackles (3 solo) including sacking Jets QB Aaron Rodgers (8 yds.) on the first play of the game for his first career quarterback takedown... Led the team with nine tackles (7 solo) vs. L.V. (10/6)... Recorded seven tackles (5 solo) and a sack of Chargers QB Justin Herbert vs. LAC (10/13)... Tallied eight tackles (6 solo) and a sack for the second consecutive game with a takedown of Saints QB Spencer Rattler at N.O. (10/17).

2023: Strnad made five special-teams tackles in 17 games with the Broncos, playing in 395 special-teams plays... Made his first special-teams tackle of the season vs. NYJ (10/8)... Assisted on a special-teams tackle at Buf. (11/13)... Recorded a special-teams tackle in back-to-back games vs. Min. (11/19).

2022: Strnad appeared in all 17 games, totaling five special-teams tackles on 405 special-teams snaps... Made two special-teams tackles at Jac. (10/30).

2021: Strnad appeared in 16 games (5 starts), totaling 32 tackles (19 solo) and four special teams tackles... Made his NFL debut and collected one special-teams tackle at NYG (9/12)... Collected a career-high six defensive stops (3 solo) and one special-teams tackle at Jac. (9/19)... Made first career start and recorded four tackles (2 solo) vs. NYJ (9/26)... Tied career high with six tackles (3 solo) at Pit. (10/10)... Recorded a season-high-tying six tackles (2 solo) at Cle. (10/21).

2020: Strnad, who was selected by the Broncos in the fifth round (178th overall) of the 2020 NFL Draft, missed his entire rookie season after sustaining a wrist injury in training camp... Placed on injured reserve on Aug. 31.

COLLEGE: Strnad played in eight games (7 starts) as a redshirt senior, recording 69 tackles (38 solo), two sacks (18 yds.), one interception and four passes defended before suffering a season-ending injury... Received All-ACC honorable mention honors... Elected as team captain for the season by his teammates... Secured the game-winning interception, led the team with 12 tackles (9 solo) vs. Utah State (8/30), and was named to the Pro Football Focus ACC Team of the Week... Led the team with 13 tackles (9 solo) at Boston College (9/28)... Started all 13 games played in 2018, collecting 105 tackles (63 solo), 1.5 sacks (6 yds.), five passes defended and one forced fumble... Earned honorable-mention All-ACC honors for the first time in his collegiate career... Logged seven tackles (3 solo) and one sack in his first career start at Tulane (8/30)... Recorded six games with 10 or more tackles, including a nine-solo tackle (11 total) performance vs. Memphis in the Jared Birmingham Bowl (12/22)... Saw action in all 13 games in 2017, recording 51 tackles (32 solo), 4.5 sacks (22 yds.), three interceptions (44 yds), one pass defended, two forced fumbles and one fumble recovery as a redshirt sophomore... Led the team in special-teams tackles (10), interceptions (3) and interception return yards (44)... Played in all 13 games as a redshirt freshman in 2016, tallying 19 tackles (12 solo).

PERSONAL: Strnad prepped at East Lake High School in Tarpon Springs, Fla. and was chosen to the All-Pinellas County first-team by both the Tampa Tribune and Tampa Bay Times as a senior... Finished his final high school campaign with 81 tackles, eight passes defended, three sacks and three interceptions... Helped the team win both league and district championships in





2013 and 2014... Justin Strnad (pronounced: STIR-nad) was born on Aug. 21, 1996 in Palm Harbor, Fla.

Transactions

Signed by Denver as a draft choice 7/22/20; Re-signed by Denver 3/21/24.

REGULAR SEASON COMPARISON: DEFENSIVE - LOS ANGELES CHARGERS

| DATE | OPP | W/L | GP/GS | TACKLES | | | | | | | MISC | | | | | |
|---------------|-------------|------------|------------|----------|----------|----------|------------|------------|----------|----------|----------|----------|----------|----------|----------|----------|
| | | | | TOT | SOLO | ASST | SACK | YDS. | INT | TFL | PD | QBH | TD | FF | FR | |
| 11/28/21 | DEN vs. LAC | W | P | 0 | 0 | 0 | 0.0 | 0.0 | 0 | 0 | 0 | 0 | 0 | 0 | 0 | 0 |
| 1/2/22 | DEN @ LAC | L | P | 0 | 0 | 0 | 0.0 | 0.0 | 0 | 0 | 0 | 0 | 0 | 0 | 0 | 0 |
| 10/17/22 | DEN @ LAC | L | P | 0 | 0 | 0 | 0.0 | 0.0 | 0 | 0 | 0 | 0 | 0 | 0 | 0 | 0 |
| 1/8/23 | DEN vs. LAC | W | P | 0 | 0 | 0 | 0.0 | 0.0 | 0 | 0 | 0 | 0 | 0 | 0 | 0 | 0 |
| 12/10/23 | DEN @ LAC | W | P | 0 | 0 | 0 | 0.0 | 0.0 | 0 | 0 | 0 | 0 | 0 | 0 | 0 | 0 |
| 12/31/23 | DEN vs. LAC | W | P | 0 | 0 | 0 | 0.0 | 0.0 | 0 | 0 | 0 | 0 | 0 | 0 | 0 | 0 |
| 10/13/24 | DEN vs. LAC | L | S | 7 | 5 | 2 | 1.0 | 0.0 | 0 | 0 | 0 | 1 | 0 | 0 | 0 | 0 |
| TOTALS | | 4/3 | 7/1 | 7 | 5 | 2 | 1.0 | 0.0 | 0 | 0 | 0 | 1 | 0 | 0 | 0 | 0 |

Justin Strnad's NFL Regular Season Defensive Statistics

| DATE | TEAM | GP | GS | TACKLES | | | | | | | INTERCEPTIONS | | | | | O. FUMB | | | | | ST | | | | MISC | | | | | | | | | | |
|-------------------|---------|-----------|-----------|-----------|-----------|-----------|----------|-----------|------------|------------|---------------|----------|----------|----------|----------|----------|----------|----------|----------|----------|----------|----------|----------|----------|-----------|-----------|----------|----------|----------|----------|----------|----------|----------|----------|---|
| | | | | TK | S | A | TFL | YDS | SK | YDS | QBH | NO | YDS | LG | TD | PD | FF | FR | TD | YDS | TK | S | A | FF | FR | S | A | | | | | | | | |
| 2020 | Broncos | 0 | 0 | 0 | 0 | 0 | 0 | 0 | 0.0 | 0.0 | 0 | 0 | 0 | 0 | 0 | 0 | 0 | 0 | 0 | 0 | 0 | 0 | 0 | 0 | 0 | 0 | 0 | 0 | 0 | 0 | 0 | 0 | 0 | 0 | 0 |
| 2021 | Broncos | 16 | 5 | 32 | 19 | 13 | 0 | 0 | 0.0 | 0.0 | 1 | 0 | 0 | 0 | 0 | 0 | 0 | 0 | 0 | 0 | 0 | 0 | 0 | 0 | 4 | 4 | 0 | 0 | 0 | 0 | 0 | 0 | 0 | 0 | |
| 2022 | Broncos | 17 | 0 | 0 | 0 | 0 | 0 | 0 | 0.0 | 0.0 | 0 | 0 | 0 | 0 | 0 | 0 | 0 | 0 | 0 | 0 | 0 | 0 | 0 | 0 | 5 | 4 | 1 | 0 | 0 | 0 | 0 | 0 | 0 | 0 | |
| 2023 | Broncos | 17 | 0 | 0 | 0 | 0 | 0 | 0 | 0.0 | 0.0 | 0 | 0 | 0 | 0 | 0 | 0 | 0 | 0 | 0 | 0 | 0 | 0 | 0 | 0 | 5 | 4 | 1 | 0 | 0 | 0 | 0 | 0 | 0 | 0 | |
| 2024 | Broncos | 14 | 6 | 59 | 38 | 21 | 7 | 19 | 3.0 | 8.0 | 4 | 0 | 0 | 0 | 0 | 3 | 0 | 0 | 0 | 0 | 0 | 0 | 0 | 0 | 4 | 2 | 2 | 0 | 0 | 0 | 0 | 0 | 0 | 0 | |
| NFL TOTALS | | 64 | 11 | 91 | 57 | 34 | 7 | 19 | 3.0 | 8.0 | 5 | 0 | 0 | 0 | 0 | 3 | 0 | 0 | 0 | 0 | 0 | 0 | 0 | 0 | 18 | 14 | 4 | 0 | 0 | 0 | 0 | 0 | 0 | 0 | |





SINGLE-GAME HIGHS: DEFENSIVE

Total Tackles 9 vs. Indianapolis Colts, Dec 15, 2024
 9 vs. Las Vegas Raiders, Oct 06, 2024
 8 at New Orleans Saints, Oct 17, 2024
 7 vs. Carolina Panthers, Oct 27, 2024
 7 vs. Los Angeles Chargers, Oct 13, 2024

Solo Tackles 7 vs. Las Vegas Raiders, Oct 06, 2024
 6 at New Orleans Saints, Oct 17, 2024
 5 vs. Carolina Panthers, Oct 27, 2024
 5 vs. Los Angeles Chargers, Oct 13, 2024
 4 vs. Cleveland Browns, Dec 02, 2024

Sacks 1.0 at New Orleans Saints, Oct 17, 2024
 1.0 vs. Los Angeles Chargers, Oct 13, 2024
 1.0 at New York Jets, Sep 29, 2024

Passes Defensed 1 vs. Cleveland Browns, Dec 02, 2024
 1 at Las Vegas Raiders, Nov 24, 2024
 1 at Baltimore Ravens, Nov 03, 2024

Tackles For Loss 2 at New York Jets, Sep 29, 2024
 1 vs. Indianapolis Colts, Dec 15, 2024
 1 vs. Atlanta Falcons, Nov 17, 2024
 1 at Kansas City Chiefs, Nov 10, 2024
 ...2 more at 1.

Special Teams Tackles 2 at Jacksonville Jaguars, Oct 30, 2022
 2 vs. Cincinnati Bengals, Dec 19, 2021
 1 at Baltimore Ravens, Nov 03, 2024
 1 at New Orleans Saints, Oct 17, 2024
 ...12 more at 1.

2023 GAME-BY-GAME REGULAR-SEASON STATISTICS (BRONCOS)

| DATE | OPPONENT | P/S | TACKLES | | | | | | INTERCEPTIONS | | | | | O. FUMB | | | | ST | | | | MISC | | | SCORE | | | |
|--------------------|-------------|-----|-------------|----------|----------|----------|----------|----------|---------------|----------|----------|----------|----------|----------|----------|----------|----------|----------|----------|----------|----------|----------|----------|----------|----------|----------|------------|-------|
| | | | TK | S | A | SK | YDS | TFL | YDS | QBH | NO | YDS | LG | TD | PD | FF | FR | TD | YDS | TK | S | A | FF | FR | | S | A | W/L |
| 09/10 | Raiders | P | 0 | 0 | 0 | 0 | 0 | 0 | 0 | 0 | 0 | 0 | 0 | 0 | 0 | 0 | 0 | 0 | 0 | 0 | 0 | 0 | 0 | 0 | 0 | 0 | L | 16-17 |
| 09/17 | Commanders | P | 0 | 0 | 0 | 0 | 0 | 0 | 0 | 0 | 0 | 0 | 0 | 0 | 0 | 0 | 0 | 0 | 0 | 0 | 0 | 0 | 0 | 0 | 0 | 0 | L | 33-35 |
| 09/24 | at Dolphins | P | 0 | 0 | 0 | 0 | 0 | 0 | 0 | 0 | 0 | 0 | 0 | 0 | 0 | 0 | 0 | 0 | 0 | 0 | 0 | 0 | 0 | 0 | 0 | 0 | L | 20-70 |
| 10/01 | at Bears | P | 0 | 0 | 0 | 0 | 0 | 0 | 0 | 0 | 0 | 0 | 0 | 0 | 0 | 0 | 0 | 0 | 0 | 0 | 0 | 0 | 0 | 0 | 0 | 0 | W | 31-28 |
| 10/08 | Jets | P | 0 | 0 | 0 | 0 | 0 | 0 | 0 | 0 | 0 | 0 | 0 | 0 | 0 | 0 | 0 | 0 | 0 | 0 | 0 | 0 | 0 | 0 | 0 | 0 | L | 21-31 |
| 10/12 | at Chiefs | P | 0 | 0 | 0 | 0 | 0 | 0 | 0 | 0 | 0 | 0 | 0 | 0 | 0 | 0 | 0 | 0 | 0 | 0 | 0 | 0 | 0 | 0 | 0 | 0 | L | 8-19 |
| 10/22 | Packers | P | 0 | 0 | 0 | 0 | 0 | 0 | 0 | 0 | 0 | 0 | 0 | 0 | 0 | 0 | 0 | 0 | 0 | 0 | 0 | 0 | 0 | 0 | 0 | 0 | W | 19-17 |
| 10/29 | Chiefs | P | 0 | 0 | 0 | 0 | 0 | 0 | 0 | 0 | 0 | 0 | 0 | 0 | 0 | 0 | 0 | 0 | 0 | 0 | 0 | 0 | 0 | 0 | 0 | 0 | W | 24-9 |
| 11/13 | at Bills | P | 0 | 0 | 0 | 0 | 0 | 0 | 0 | 0 | 0 | 0 | 0 | 0 | 0 | 0 | 0 | 0 | 0 | 0 | 0 | 0 | 0 | 0 | 0 | 0 | W | 24-22 |
| 11/19 | Vikings | P | 0 | 0 | 0 | 0 | 0 | 0 | 0 | 0 | 0 | 0 | 0 | 0 | 0 | 0 | 0 | 0 | 0 | 0 | 0 | 0 | 0 | 0 | 0 | 0 | W | 21-20 |
| 11/26 | Browns | P | 0 | 0 | 0 | 0 | 0 | 0 | 0 | 0 | 0 | 0 | 0 | 0 | 0 | 0 | 0 | 0 | 0 | 0 | 0 | 0 | 0 | 0 | 0 | 0 | W | 29-12 |
| 12/03 | at Texans | P | 0 | 0 | 0 | 0 | 0 | 0 | 0 | 0 | 0 | 0 | 0 | 0 | 0 | 0 | 0 | 0 | 0 | 0 | 0 | 0 | 0 | 0 | 0 | 0 | L | 17-22 |
| 12/10 | at Chargers | P | 0 | 0 | 0 | 0 | 0 | 0 | 0 | 0 | 0 | 0 | 0 | 0 | 0 | 0 | 0 | 0 | 0 | 0 | 0 | 0 | 0 | 0 | 0 | 0 | W | 24-7 |
| 12/16 | at Lions | P | 0 | 0 | 0 | 0 | 0 | 0 | 0 | 0 | 0 | 0 | 0 | 0 | 0 | 0 | 0 | 0 | 0 | 0 | 0 | 0 | 0 | 0 | 0 | 0 | L | 17-42 |
| 12/24 | Patriots | P | 0 | 0 | 0 | 0 | 0 | 0 | 0 | 0 | 0 | 0 | 0 | 0 | 0 | 0 | 0 | 0 | 0 | 0 | 0 | 0 | 0 | 0 | 0 | 0 | L | 23-26 |
| 12/31 | Chargers | P | 0 | 0 | 0 | 0 | 0 | 0 | 0 | 0 | 0 | 0 | 0 | 0 | 0 | 0 | 0 | 0 | 0 | 0 | 0 | 0 | 0 | 0 | 0 | 0 | W | 16-9 |
| 01/07 | at Raiders | P | 0 | 0 | 0 | 0 | 0 | 0 | 0 | 0 | 0 | 0 | 0 | 0 | 0 | 0 | 0 | 0 | 0 | 0 | 0 | 0 | 0 | 0 | 0 | 0 | L | 14-27 |
| 2023 TOTALS | | | 17-0 | 0 | 0 | 0 | 0 | 0 | 0 | 0 | 0 | 0 | 0 | 0 | 0 | 0 | 0 | 0 | 0 | 0 | 0 | 0 | 0 | 0 | 0 | 0 | 8-9 | |






2024 GAME-BY-GAME REGULAR-SEASON STATISTICS (BRONCOS)

| DATE | OPPONENT | P/S | TACKLES | | | | | | | INTERCEPTIONS | | | | | O. FUMB | | | | ST | | | | | MISC | | | SCOR E | | |
|--------------------|---------------|-----|-------------|-----------|-----------|-----------|------------|------------|----------|---------------|----------|----------|----------|----------|----------|----------|----------|----------|----------|----------|----------|----------|----------|----------|----------|----------|----------|------------|--|
| | | | TK | S | A | SK | YDS | TFL | YDS | QBH | NO | YDS | LG | TD | PD | FF | FR | TD | YDS | TK | S | A | FF | FR | S | A | | W/L | |
| 09/08 | at Seahawks | P | 0 | 0 | 0 | 0.0 | 0.0 | 0 | 0 | 0 | 0 | 0 | 0 | 0 | 0 | 0 | 0 | 0 | 0 | 1 | 1 | 0 | 0 | 0 | 0 | 0 | L | 20-26 | |
| 09/15 | Steelers | P | 0 | 0 | 0 | 0.0 | 0.0 | 0 | 0 | 0 | 0 | 0 | 0 | 0 | 0 | 0 | 0 | 0 | 0 | 1 | 1 | 0 | 0 | 0 | 0 | 0 | L | 6-13 | |
| 09/22 | at Buccaneers | P | 0 | 0 | 0 | 0.0 | 0.0 | 0 | 0 | 0 | 0 | 0 | 0 | 0 | 0 | 0 | 0 | 0 | 0 | 0 | 0 | 0 | 0 | 0 | 0 | 0 | W | 26-7 | |
| 09/29 | at Jets | S | 4 | 3 | 1 | 1.0 | 8.0 | 2 | 10 | 1 | 0 | 0 | 0 | 0 | 0 | 0 | 0 | 0 | 0 | 0 | 0 | 0 | 0 | 0 | 0 | 0 | W | 10-9 | |
| 10/06 | Raiders | S | 9 | 7 | 2 | 0.0 | 0.0 | 1 | 2 | 0 | 0 | 0 | 0 | 0 | 0 | 0 | 0 | 0 | 0 | 0 | 0 | 0 | 0 | 0 | 0 | 0 | W | 34-18 | |
| 10/13 | Chargers | S | 7 | 5 | 2 | 1.0 | 0.0 | 0 | 0 | 1 | 0 | 0 | 0 | 0 | 0 | 0 | 0 | 0 | 0 | 0 | 0 | 0 | 0 | 0 | 0 | 0 | L | 16-23 | |
| 10/17 | at Saints | P | 8 | 6 | 2 | 1.0 | 0.0 | 0 | 0 | 1 | 0 | 0 | 0 | 0 | 0 | 0 | 0 | 0 | 0 | 1 | 0 | 1 | 0 | 0 | 0 | 0 | W | 33-10 | |
| 10/27 | Panthers | S | 7 | 5 | 2 | 0.0 | 0.0 | 1 | 2 | 0 | 0 | 0 | 0 | 0 | 0 | 0 | 0 | 0 | 0 | 0 | 0 | 0 | 0 | 0 | 0 | 0 | W | 28-14 | |
| 11/03 | at Ravens | P | 1 | 1 | 0 | 0.0 | 0.0 | 0 | 0 | 0 | 0 | 0 | 0 | 0 | 1 | 0 | 0 | 0 | 0 | 1 | 0 | 1 | 0 | 0 | 0 | 0 | L | 10-41 | |
| 11/10 | at Chiefs | P | 4 | 1 | 3 | 0.0 | 0.0 | 1 | 3 | 1 | 0 | 0 | 0 | 0 | 0 | 0 | 0 | 0 | 0 | 0 | 0 | 0 | 0 | 0 | 0 | 0 | L | 14-16 | |
| 11/17 | Falcons | P | 2 | 2 | 0 | 0.0 | 0.0 | 1 | 1 | 0 | 0 | 0 | 0 | 0 | 0 | 0 | 0 | 0 | 0 | 0 | 0 | 0 | 0 | 0 | 0 | 0 | W | 38-6 | |
| 11/24 | at Raiders | P | 3 | 2 | 1 | 0.0 | 0.0 | 0 | 0 | 0 | 0 | 0 | 0 | 0 | 1 | 0 | 0 | 0 | 0 | 0 | 0 | 0 | 0 | 0 | 0 | 0 | W | 29-19 | |
| 12/02 | Browns | S | 5 | 4 | 1 | 0.0 | 0.0 | 0 | 0 | 0 | 0 | 0 | 0 | 0 | 1 | 0 | 0 | 0 | 0 | 0 | 0 | 0 | 0 | 0 | 0 | 0 | W | 41-32 | |
| 12/15 | Colts | S | 9 | 2 | 7 | 0.0 | 0.0 | 1 | 1 | 0 | 0 | 0 | 0 | 0 | 0 | 0 | 0 | 0 | 0 | 0 | 0 | 0 | 0 | 0 | 0 | 0 | W | 31-13 | |
| 2024 TOTALS | | | 14-6 | 59 | 38 | 21 | 3.0 | 8.0 | 7 | 19 | 4 | 0 | 0 | 0 | 0 | 3 | 0 | 0 | 0 | 0 | 4 | 2 | 2 | 0 | 0 | 0 | 0 | 9-5 | |





2 CB



PAT
SURTAIN II

HEIGHT/WEIGHT: 6-2 / 202

COLLEGE: Alabama

BIRTHDAY: Apr. 14, 2000

BORN: Plantation, Fla.

NFL EXPERIENCE: 4th YR

BRONCOS EXPERIENCE: 4th YR

GP/GS: 63/62

ACQUIRED: D1-'21

AT A GLANCE

- 👉 A fourth-year cornerback who is the sixth player at that position in team history to be named first-team Associated Press All-Pro and a Pro Bowler in the same season in 2022 and earned a second Pro Bowl selection during the 2023 season.
- 👉 Was named to the Players' (NFLPA) All-Pro first team from 2022-23.
- 👉 Selected as the Demaryius Thomas Team MVP Award winner, as voted on by the Denver Chapter of the Pro Football Writers of America (PFWA), from 2022-23.
- Ranks Top-10 among Broncos cornerbacks in their first four seasons in passes defended (T-1st–47), tackles (2nd–219), and interceptions (2nd–11).
- 👉 Started 62-of-63 games with the Broncos, posting 219 tackles (174 solo), 11 interceptions (199 yds., 2 TD), one forced fumble and 47 passes defended.
- Became the first Bronco in team history and the fifth NFL player to be drafted since 2015 to record double-digit passes defended in each of his first four seasons.
- 👉 Earned Pro Bowl and first-team All-Pro by the NFLPA Player's All-Pro team accolades for the second time in his career after totaling 69 tackles (59 solo), 1 interception and 12 passes defended in 2023.
- 👉 Named a Pro Bowl starter and first-team All-Pro (AP, PFWA, NFLPA) after totaling 60 tackles (46 solo), two interceptions (-3 yds.), 10 passes defended and one forced fumble in 17 starts.
- 👉 Appeared in 16 games (15 starts), totaling 58 tackles (45 solo), four interceptions (70 yds., 1 TD) and 14 passes defended
- 👉 His 14 passes defended were the second-most by a Broncos rookie and his four interceptions rank tied for third by a rookie in team history.
- 👉 Played 42 games (39 starts) at the University of Alabama, totaling 117 tackles (82 solo), four interceptions (69 yds., 1 TD), 27 pass breakups, four forced fumbles and two fumble recoveries during his collegiate career (2018-20).
- 👉 Contributed to Alabama's 2020 national championship team while being named SEC Defensive Player of the Year, first-team All-SEC, a unanimous first-team All-American and the Rose Bowl's Defensive Most Valuable Player during his final collegiate campaign.
- 👉 Named a finalist for the Lott IMPACT and Bronko Nagurski trophies along with the Chuck Bednarik and Jim Thorpe awards.
- 👉 Started all 13 games played in 2020, tallying 38 tackles, one interception (25 yds., 1 TD), 12 pass breakups and one fumble recovery.
- 👉 Collected 42 tackles (32 solo), two interceptions (24 yds.), eight pass breakups, three forced fumbles and one fumble recovery in 2019 while starting all 13 games for the Crimson Tide.
- 👉 Started 12-of-15 games as a true freshman, registering 37 tackles (28 solo), one interception (20 yds.), seven pass breakups and one force fumble.
- 👉 Selected by the Broncos in the first round (9th overall) of the 2021 NFL Draft.

SURTAIN'S TROPHY CASE

| | |
|----------------------|---------|
| All-Pro (First Team) | 2022 |
| Pro Bowl (2) | 2022-23 |

2024: Surtain II has started 13 contests for Denver, tallying 32 tackles (24 solo), four interceptions (132 yds., 1 TD) and 11 passes defended... Recorded six tackles (4 solo) and a PD at Sea. (9/8)... Recorded second multi-interception game of career, nabbing two interceptions of Raiders QB Gardner Minshew, including returning his second-quarter pick for a 100-yard touchdown return... Pick-six marked the second longest interception return for a touchdown in team history and just the second to be for 100 or more yards (CB Aqib Talib, 103 yds. - vs. Dal. 9/17/17)... Tallied one tackle and one interception of Panthers QB Bryce Young (28 yds.) in the third quarter vs. Car. (10/27)... Surpassed former Broncos DB Kelly Herndon for the third-most passes defended (42) by a Bronco in his first four seasons... Logged one tackle and one pass defended vs. Atl.





(11/17)... Nabbed his fourth interception of the year off of Colts QB Anthony Richardson (4 yds.) and recorded two passes defended, bringing his season total to 11 and becoming the first Bronco in team history to record at least 10 passes defended in each of his first four seasons.

2023: Surtain II was named to the Pro Bowl and first-team All-Pro by the NFLPA Player's All-Pro team for the second time in his career after totaling 69 tackles (59 solo), one interception and 12 passes defended... Had a strong start to the season, recording a career-high three passes defended along with two solo tackles vs. L.V. (9/10)... Made five tackles (4 solo) at Mia. (9/24)... Broke up two passes and made three solo tackles in the 21-point comeback at Chi. (10/1)... Recorded his seventh career interception on Jets QB Zach Wilson in the fourth quarter while also tallying five tackles (4 solo) vs. NYJ (10/8)... Totaled seven solo tackles at K.C. (10/12)... Broke up his seventh pass of the season after deflecting a ball from Packers QB Jordan Love while also making two solo tackles in the win vs. G.B. (10/22)... Registered three solo tackles and one pass defended in the win vs. K.C. (10/29)... Broke up one pass and made four tackles (3 solo) in the win vs. Min. (11/19)... Became the first Bronco since at least 1999 to record double-digit passes defended in each of his first three seasons after tallying five solo tackles and one pass defended at Hou. (12/3)... Made five solo tackles at LAC (12/10)... Recorded six tackles (5 solo) vs. N.E. (12/24)... Produced four solo tackles and defended one pass vs. LAC (12/31)... Finished the season with six tackles (5 solo) and one pass defended at L.V. (1/7).

2022: Surtain II was named a Pro Bowl starter and first-team All-Pro (AP, PFWA, NFLPA) after totaling 60 tackles (46 solo), two interceptions (-3 yds.), 10 passes defended and one forced fumble in 17 starts.... Was also awarded the Demaryius Thomas Team MVP Award, as voted on by the Denver Chapter of the Pro Football Writers of America... Allowed no receptions on six targets, defended two passes and also posted a tackle in the 11-10 win vs. S.F. (9/25)... Posted multiple passes defended in his second-consecutive game along with a career-high eight tackles (6 solo) at L.V. (10/2)... Had seven tackles (4 solo) and recorded his first career forced fumble vs. Ind. (10/6)... Tallied five tackles (3 solo) and one tackle for loss in the win at Jac. (10/30)... Batted down his sixth pass of the season and made three tackles (2 solo) at Ten. (11/13)... Made five unassisted tackles and had a pass defended at Car. (11/27)... Broke up a pass and made six solo tackles at Bal. (12/4)... Intercepted Chiefs QB Patrick Mahomes, which set up a Denver touchdown with under two-minutes to play in the first half, and had two tackles (1 solo) vs. K.C. (12/11)... Picked off Cardinals QB Trace McSorley to ice the game and also produced six tackles (4 solo) vs. Ari. (12/18).

2021: Surtain II, who was selected by the Broncos in the first round (9th overall) of the 2021 NFL Draft, appeared in 16 games (15 starts), totaling 58 tackles (45 solo), four interceptions (70 yds., 1TD) and 14 passes defended... His 14 passes defended are the second-most by a Broncos rookie and his four interceptions rank tied for third by a rookie in team history... Made his NFL debut at NYG (9/12)... Recorded his first career start at Jac. (9/19), tallying four tackles (2 solo), one pass defended and his first career interception... Tied for the team lead in tackles and totaled five solo stops and one pass defended vs. NYJ (9/26)... Collected six solo tackles vs. Bal. (10/3)... Totaled three solo tackles and one pass defended at Pit. (10/10)... Tallied four solo tackles and one pass defended vs. L.V. (10/17)... Recorded a season-high two passes defended and added two tackles (1 solo) at Cle. (10/21)... Tallied at least one pass defended in the fourth consecutive game and added two tackles (1 solo) vs. Was. (10/31)... Extended his passes defended streak to six games, collecting one pass breakup and three solo tackles vs. Phi. (11/14)... Posted his first career multi-interception game and first interception return for a touchdown as well as five tackles (4 solo), two interceptions (70 yds., 1TD) and two passes defended... Registered a season-high-tying six tackles (4 solo) and two passes defended at LAC (1/2).

COLLEGE: Surtain II started 38-of-41 games played at the University of Alabama, totaling 117 tackles (82 solo), four interceptions (69 yds., 1TD), 27 pass breakups, four forced fumbles and two fumble recoveries...Started all 13 games played in 2020, totaling 38 tackles (22 solo), one interception (25 yds., 1TD), 12 pass breakups and one fumble recovery... Contributed to Alabama's 2020 national championship team while being named SEC Defensive Player of the Year, first-team All-SEC, a unanimous first-team All-American and the Rose Bowl's Most Valuable Player... Named a finalist for the Lott IMPACT and Bronko Nagurski trophies and the Chuck Bednarik and Jim Thorpe Awards... Tallied first career pick six and returned one interception for 25 yards vs. Mississippi State (10/31)... Garnered Defensive Most Valuable Player honors after his performance in the Rose Bowl vs. Notre Dame (1/1)... Registered three tackles (2 solo) in the CFP National Championship Game vs. Ohio State (1/11)... Opened all 13 games in 2019, posting 42 tackles (32 solo), two interceptions (24 yds.), eight pass breakups, three forced fumbles and one fumble recovery... Nabbed a career-high eight tackles (6 solo) at South Carolina (9/14)... Totaled seven tackles (3 solo) in the Citrus Bowl vs. Michigan (1/1)... Started 12-of-15 games during his true freshman season in 2018, posting 37 tackles (28 solo), one interception (20 yds.), seven pass breakups and one forced fumble... Named a Freshman All-American by The Athletic and earned SEC All-Freshman Team honors by league coaches... Recorded three solo tackles in the Iron Bowl vs. Oklahoma (12/29)... Had one solo tackle in the CFP National Championship Game vs. Clemson (1/7).

PERSONAL: Surtain II attended American Heritage High School in Plantation, Fla., where he helped lead the school to back-to-back 5A state titles in his junior and senior seasons... Selected to the Sun Sentinel All-County first team in Broward during his final two years of prep football... Named a 2018 U.S. Army All-American and was selected to the 2017 All-USA Florida Football Team following his senior campaign... Father, Patrick Surtain Sr., played 11 NFL seasons with Miami (1998-2004) and Kansas City (2005-08) while being named a Pro Bowler on three occasions... Pat Surtain II (pronounced: sur-TAIN) was born on April 14, 2000, in Plantation, Fla.

MOST PASSES DEFENSED IN FIRST TWO SEASONS, BRONCOS HISTORY (DATA SINCE 1999)

| Player | Years | PDs | GP | GS | Int. |
|-----------------------|----------------|-----------|-----------|-----------|----------|
| Deltha O'Neal | 2000-01 | 28 | 32 | 16 | 9 |
| Pat Surtain II | 2021-22 | 24 | 33 | 32 | 6 |
| Bradley Roby | 2014-15 | 23 | 32 | 6 | 3 |
| Domonique Foxworth | 2005-06 | 22 | 32 | 12 | 3 |
| Darrent Williams | 2005-06 | 19 | 27 | 23 | 6 |





MOST INTS BY A BRONCOS ROOKIE

| Player | Year | No. |
|-----------------------|-------------|----------|
| Goose Gonsoulin | 1960 | 11 |
| Phil Nugent | 1961 | 7 |
| Pat Surtain II | 2021 | 4 |
| Calvin Jones | 1973 | 4 |
| Charlie Greer | 1968 | 4 |
| Jack Lentz | 1967 | 4 |

Transactions

Signed by Denver as a draft choice 5/18/21.

REGULAR SEASON COMPARISON: DEFENSIVE - LOS ANGELES CHARGERS

| DATE | OPP | W/L | GP/GS | TACKLES | | | | | | MISC | | | | | |
|---------------|-------------|------------|------------|-----------|-----------|----------|------------|------------|----------|----------|----------|----------|----------|----------|----------|
| | | | | TOT | SOLO | ASST | SACK | YDS. | INT | TFL | PD | QBH | TD | FF | FR |
| 11/28/21 | DEN vs. LAC | W | S | 5 | 4 | 1 | 0.0 | 0.0 | 2 | 0 | 2 | 0 | 1 | 0 | 0 |
| 1/2/22 | DEN @ LAC | L | S | 6 | 4 | 2 | 0.0 | 0.0 | 0 | 0 | 2 | 0 | 0 | 0 | 0 |
| 10/17/22 | DEN @ LAC | L | S | 0 | 0 | 0 | 0.0 | 0.0 | 0 | 0 | 1 | 0 | 0 | 0 | 0 |
| 1/8/23 | DEN vs. LAC | W | S | 1 | 1 | 0 | 0.0 | 0.0 | 0 | 0 | 0 | 0 | 0 | 0 | 0 |
| 12/10/23 | DEN @ LAC | W | S | 5 | 5 | 0 | 0.0 | 0.0 | 0 | 0 | 0 | 0 | 0 | 0 | 0 |
| 12/31/23 | DEN vs. LAC | W | S | 4 | 4 | 0 | 0.0 | 0.0 | 0 | 0 | 1 | 0 | 0 | 0 | 0 |
| 10/13/24 | DEN vs. LAC | L | S | 0 | 0 | 0 | 0.0 | 0.0 | 0 | 0 | 1 | 0 | 0 | 0 | 0 |
| TOTALS | | 4/3 | 7/7 | 21 | 18 | 3 | 0.0 | 0.0 | 2 | 0 | 7 | 0 | 1 | 0 | 0 |

Pat Surtain II's NFL Regular Season Defensive Statistics

| DATE | TEAM | GP | GS | TACKLES | | | | | | INTERCEPTIONS | | | | | | O. FUMB | | | | ST | | | | MISC | | | | |
|-------------------|---------|-----------|-----------|------------|------------|-----------|----------|----------|------------|---------------|----------|-----------|------------|-------------|----------|-----------|----------|----------|----------|----------|----------|----------|----------|----------|----------|----------|----------|---|
| | | | | TK | S | A | TFL | YDS | SK | YDS | QBH | NO | YDS | LG | TD | PD | FF | FR | TD | YDS | TK | S | A | FF | FR | S | A | |
| 2021 | Broncos | 16 | 15 | 58 | 45 | 13 | 1 | 2 | 0.0 | 0.0 | 0 | 4 | 70 | 70t | 1 | 14 | 0 | 0 | 0 | 0 | 0 | 0 | 0 | 0 | 0 | 0 | 0 | 0 |
| 2022 | Broncos | 17 | 17 | 60 | 46 | 14 | 2 | 5 | 0.0 | 0.0 | 1 | 2 | -3 | 0 | 0 | 10 | 1 | 0 | 0 | 0 | 0 | 0 | 0 | 0 | 0 | 0 | 0 | |
| 2023 | Broncos | 17 | 17 | 69 | 59 | 10 | 0 | 0 | 0.0 | 0.0 | 0 | 1 | 0 | 0 | 0 | 12 | 0 | 0 | 0 | 0 | 0 | 0 | 0 | 0 | 0 | 0 | 0 | |
| 2024 | Broncos | 13 | 13 | 32 | 24 | 8 | 1 | 1 | 0.0 | 0.0 | 0 | 4 | 132 | 100t | 1 | 11 | 0 | 0 | 0 | 0 | 0 | 0 | 0 | 0 | 0 | 0 | 0 | |
| NFL TOTALS | | 63 | 62 | 219 | 174 | 45 | 4 | 8 | 0.0 | 0.0 | 1 | 11 | 199 | 100T | 2 | 47 | 1 | 0 | 0 | 0 | 0 | 0 | 0 | 0 | 0 | 0 | 0 | |





SINGLE-GAME HIGHS: DEFENSIVE

Total Tackles 8 at Las Vegas Raiders, Oct 02, 2022
 7 at Kansas City Chiefs, Oct 12, 2023
 7 at Baltimore Ravens, Dec 04, 2022
 7 vs. Indianapolis Colts, Oct 06, 2022
 6 at Seattle Seahawks, Sep 08, 2024
 ...5 more at 6.

Solo Tackles 7 at Kansas City Chiefs, Oct 12, 2023
 6 at Baltimore Ravens, Dec 04, 2022
 6 at Las Vegas Raiders, Oct 02, 2022
 6 vs. Baltimore Ravens, Oct 03, 2021
 5 at Kansas City Chiefs, Nov 10, 2024
 ...5 more at 5.

Passes Defensed 3 vs. Las Vegas Raiders, Sep 10, 2023
 2 vs. Indianapolis Colts, Dec 15, 2024
 2 vs. Las Vegas Raiders, Oct 06, 2024
 2 at Chicago Bears, Oct 01, 2023
 ...5 more at 2.

Tackles For Loss
Interceptions

1 vs. Philadelphia Eagles, Nov 14, 2021
 2 vs. Las Vegas Raiders, Oct 06, 2024
 2 vs. Los Angeles Chargers, Nov 28, 2021
 1 vs. Indianapolis Colts, Dec 15, 2024
 1 vs. Carolina Panthers, Oct 27, 2024
 ...5 more at 1.

Interception Return Yards 100 vs. Las Vegas Raiders, Oct 06, 2024
 70 vs. Los Angeles Chargers, Nov 28, 2021

2023 GAME-BY-GAME REGULAR-SEASON STATISTICS (BRONCOS)

| DATE | OPPONENT | P/S | TACKLES | | | | | | | INTERCEPTIONS | | | | | O. FUMB | | | | ST | | | MISC | | | SCOR E | | | | |
|--------------------|-------------|-----|--------------|-----------|-----------|-----------|----------|----------|----------|---------------|----------|----------|----------|----------|-----------|----------|----------|----------|----------|----------|----------|----------|----------|----------|----------|----------|------------|-------|-------|
| | | | TK | S | A | SK | YDS | TFL | YDS | QBH | NO | YDS | LG | TD | PD | FF | FR | TD | YDS | TK | S | A | FF | FR | | S | A | W/L | |
| 09/10 | Raiders | S | 2 | 2 | 0 | 0 | 0 | 0 | 0 | 0 | 0 | 0 | 0 | 0 | 3 | 0 | 0 | 0 | 0 | 0 | 0 | 0 | 0 | 0 | 0 | 0 | 0 | L | 16-17 |
| 09/17 | Commanders | S | 3 | 3 | 0 | 0 | 0 | 0 | 0 | 0 | 0 | 0 | 0 | 0 | 0 | 0 | 0 | 0 | 0 | 0 | 0 | 0 | 0 | 0 | 0 | 0 | L | 33-35 | |
| 09/24 | at Dolphins | S | 5 | 4 | 1 | 0 | 0 | 0 | 0 | 0 | 0 | 0 | 0 | 0 | 0 | 0 | 0 | 0 | 0 | 0 | 0 | 0 | 0 | 0 | 0 | L | 20-70 | | |
| 10/01 | at Bears | S | 3 | 3 | 0 | 0 | 0 | 0 | 0 | 0 | 0 | 0 | 0 | 0 | 2 | 0 | 0 | 0 | 0 | 0 | 0 | 0 | 0 | 0 | 0 | W | 31-28 | | |
| 10/08 | Jets | S | 5 | 4 | 1 | 0 | 0 | 0 | 0 | 0 | 1 | 0 | 0 | 0 | 1 | 0 | 0 | 0 | 0 | 0 | 0 | 0 | 0 | 0 | 0 | L | 21-31 | | |
| 10/12 | at Chiefs | S | 7 | 7 | 0 | 0 | 0 | 0 | 0 | 0 | 0 | 0 | 0 | 0 | 0 | 0 | 0 | 0 | 0 | 0 | 0 | 0 | 0 | 0 | 0 | L | 8-19 | | |
| 10/22 | Packers | S | 2 | 2 | 0 | 0 | 0 | 0 | 0 | 0 | 0 | 0 | 0 | 0 | 1 | 0 | 0 | 0 | 0 | 0 | 0 | 0 | 0 | 0 | 0 | W | 19-17 | | |
| 10/29 | Chiefs | S | 3 | 3 | 0 | 0 | 0 | 0 | 0 | 0 | 0 | 0 | 0 | 0 | 1 | 0 | 0 | 0 | 0 | 0 | 0 | 0 | 0 | 0 | 0 | W | 24-9 | | |
| 11/13 | at Bills | S | 2 | 1 | 1 | 0 | 0 | 0 | 0 | 0 | 0 | 0 | 0 | 0 | 0 | 0 | 0 | 0 | 0 | 0 | 0 | 0 | 0 | 0 | 0 | W | 24-22 | | |
| 11/19 | Vikings | S | 4 | 3 | 1 | 0 | 0 | 0 | 0 | 0 | 0 | 0 | 0 | 0 | 1 | 0 | 0 | 0 | 0 | 0 | 0 | 0 | 0 | 0 | 0 | W | 21-20 | | |
| 11/26 | Browns | S | 4 | 2 | 2 | 0 | 0 | 0 | 0 | 0 | 0 | 0 | 0 | 0 | 0 | 0 | 0 | 0 | 0 | 0 | 0 | 0 | 0 | 0 | 0 | W | 29-12 | | |
| 12/03 | at Texans | S | 5 | 4 | 1 | 0 | 0 | 0 | 0 | 0 | 0 | 0 | 0 | 0 | 1 | 0 | 0 | 0 | 0 | 0 | 0 | 0 | 0 | 0 | 0 | L | 17-22 | | |
| 12/10 | at Chargers | S | 5 | 5 | 0 | 0 | 0 | 0 | 0 | 0 | 0 | 0 | 0 | 0 | 0 | 0 | 0 | 0 | 0 | 0 | 0 | 0 | 0 | 0 | 0 | W | 24-7 | | |
| 12/16 | at Lions | S | 3 | 2 | 1 | 0 | 0 | 0 | 0 | 0 | 0 | 0 | 0 | 0 | 0 | 0 | 0 | 0 | 0 | 0 | 0 | 0 | 0 | 0 | 0 | L | 17-42 | | |
| 12/24 | Patriots | S | 6 | 5 | 1 | 0 | 0 | 0 | 0 | 0 | 0 | 0 | 0 | 0 | 0 | 0 | 0 | 0 | 0 | 0 | 0 | 0 | 0 | 0 | 0 | L | 23-26 | | |
| 12/31 | Chargers | S | 4 | 4 | 0 | 0 | 0 | 0 | 0 | 0 | 0 | 0 | 0 | 0 | 1 | 0 | 0 | 0 | 0 | 0 | 0 | 0 | 0 | 0 | 0 | W | 16-9 | | |
| 01/07 | at Raiders | S | 6 | 5 | 1 | 0 | 0 | 0 | 0 | 0 | 0 | 0 | 0 | 0 | 1 | 0 | 0 | 0 | 0 | 0 | 0 | 0 | 0 | 0 | 0 | L | 14-27 | | |
| 2023 TOTALS | | | 17-17 | 69 | 59 | 10 | 0 | 0 | 0 | 0 | 0 | 0 | 0 | 0 | 12 | 0 | 0 | 0 | 0 | 0 | 0 | 0 | 0 | 0 | 0 | 0 | 8-9 | | |






2024 GAME-BY-GAME REGULAR-SEASON STATISTICS (BRONCOS)

| DATE | OPPONENT | P/S | TACKLES | | | | | | | INTERCEPTIONS | | | | O. FUMB | | | | ST | | | | MISC | | | SCORE | | | |
|--------------------|---------------|--------------|-----------|-----------|----------|------------|------------|----------|----------|---------------|----------|------------|------------|------------|-----------|----------|----------|----------|----------|----------|----------|----------|----------|----------|----------|------------|-------|-------|
| | | | TK | S | A | SK | YDS | TFL | YDS | QBH | NO | YDS | LG | TD | PD | FF | FR | TD | YDS | TK | S | A | FF | FR | | S | A | W/L |
| 09/08 | at Seahawks | S | 6 | 4 | 2 | 0.0 | 0.0 | 0 | 0 | 0 | 0 | 0 | 0 | 0 | 0 | 0 | 0 | 0 | 0 | 0 | 0 | 0 | 0 | 0 | 0 | 0 | L | 20-26 |
| 09/15 | Steelers | S | 1 | 0 | 1 | 0.0 | 0.0 | 0 | 0 | 0 | 0 | 0 | 0 | 0 | 0 | 0 | 0 | 0 | 0 | 0 | 0 | 0 | 0 | 0 | 0 | L | 6-13 | |
| 09/22 | at Buccaneers | S | 2 | 0 | 2 | 0.0 | 0.0 | 0 | 0 | 0 | 0 | 0 | 0 | 0 | 0 | 0 | 0 | 0 | 0 | 0 | 0 | 0 | 0 | 0 | 0 | W | 26-7 | |
| 09/29 | at Jets | S | 2 | 2 | 0 | 0.0 | 0.0 | 0 | 0 | 0 | 0 | 0 | 0 | 1 | 0 | 0 | 0 | 0 | 0 | 0 | 0 | 0 | 0 | 0 | 0 | W | 10-9 | |
| 10/06 | Raiders | S | 3 | 2 | 1 | 0.0 | 0.0 | 0 | 0 | 0 | 2 | 100 | 100 | 1 | 2 | 0 | 0 | 0 | 0 | 0 | 0 | 0 | 0 | 0 | 0 | W | 34-18 | |
| 10/13 | Chargers | S | 0 | 0 | 0 | 0.0 | 0.0 | 0 | 0 | 0 | 0 | 0 | 0 | 1 | 0 | 0 | 0 | 0 | 0 | 0 | 0 | 0 | 0 | 0 | 0 | L | 16-23 | |
| 10/17 | at Saints | | INACTIVE | | | | | | | | | | | | | | | | | | | | W | 33-10 | | | | |
| 10/27 | Panthers | S | 1 | 1 | 0 | 0.0 | 0.0 | 1 | 1 | 0 | 1 | 28 | 28 | 0 | 1 | 0 | 0 | 0 | 0 | 0 | 0 | 0 | 0 | 0 | 0 | W | 28-14 | |
| 11/03 | at Ravens | S | 2 | 1 | 1 | 0.0 | 0.0 | 0 | 0 | 0 | 0 | 0 | 0 | 0 | 0 | 0 | 0 | 0 | 0 | 0 | 0 | 0 | 0 | 0 | 0 | L | 10-41 | |
| 11/10 | at Chiefs | S | 5 | 5 | 0 | 0.0 | 0.0 | 0 | 0 | 0 | 0 | 0 | 0 | 0 | 0 | 0 | 0 | 0 | 0 | 0 | 0 | 0 | 0 | 0 | 0 | L | 14-16 | |
| 11/17 | Falcons | S | 1 | 1 | 0 | 0.0 | 0.0 | 0 | 0 | 0 | 0 | 0 | 0 | 1 | 0 | 0 | 0 | 0 | 0 | 0 | 0 | 0 | 0 | 0 | 0 | W | 38-6 | |
| 11/24 | at Raiders | S | 4 | 3 | 1 | 0.0 | 0.0 | 0 | 0 | 0 | 0 | 0 | 0 | 1 | 0 | 0 | 0 | 0 | 0 | 0 | 0 | 0 | 0 | 0 | 0 | W | 29-19 | |
| 12/02 | Browns | S | 4 | 4 | 0 | 0.0 | 0.0 | 0 | 0 | 0 | 0 | 0 | 0 | 1 | 0 | 0 | 0 | 0 | 0 | 0 | 0 | 0 | 0 | 0 | 0 | W | 41-32 | |
| 12/15 | Colts | S | 1 | 1 | 0 | 0.0 | 0.0 | 0 | 0 | 0 | 1 | 4 | 4 | 0 | 2 | 0 | 0 | 0 | 0 | 0 | 0 | 0 | 0 | 0 | 0 | W | 31-13 | |
| 2024 TOTALS | | 13-13 | 32 | 24 | 8 | 0.0 | 0.0 | 1 | 1 | 0 | 4 | 132 | 100 | T 1 | 11 | 0 | 0 | 0 | 0 | 0 | 0 | 0 | 0 | 0 | 0 | 9-5 | | |





14 WR



COURTLAND SUTTON

HEIGHT/WEIGHT: 6-4 / 216

COLLEGE: Southern Methodist

BIRTHDAY: Oct. 10, 1995

BORN: Brenham, Texas

NFL EXPERIENCE: 7th YR

BRONCOS EXPERIENCE: 7th YR

GP/GS: 95/80

ACQUIRED: D2-'18

AT A GLANCE

A seventh-year Pro Bowl wide receiver who has appeared in 95 career regular-season games (80 starts) with Denver (2018-24), catching 364 passes for 5,137 yards (14.1 avg.) with 30 touchdowns to go with one two-point conversion and five rushes for 21 yards (4.2 avg.).

Has recorded the ninth-most receptions (361) and 12th-most receiving touchdowns (29) in team history.

Posted the third most receptions (42) and receiving yards (569) in the AFC since Week 8.

- Surpassed 5,000 receiving yards in his 93rd career game, becoming the third-fastest Bronco to accomplish the feat.

- Joined WR Emmanuel Sanders and WR Arthur Marshall as the only wide receivers in team history to pass for a touchdown.

- 1-of-5 players in team history to record at least 50 receptions and 700 receiving yards in five seasons.

- Became the first Bronco since 2014 to record at least 10 touchdown receptions in a season after totaling 59 catches for 772 yards (13.1 avg.) with 10 scores in 2023.

- Finished 2022 with 829 yards on 64 catches (13.0 avg.) with two receiving touchdowns after starting all 15 games played.

- Recorded 58 catches for 776 yards (13.4 avg.) with two touchdowns in 17 games played (16 starts) in 2021.

- Appeared in one game with the Broncos in 2020 before being placed on injured reserve on Sept. 21 with a season-ending knee injury.

- Registered the most receiving yards (1,816) and receiving touchdowns (10) in Broncos history through a player's first two seasons.

- Named to the Pro Bowl in 2019 after finishing with 72 catches for 1,112 yards (15.4 avg.) and six touchdowns, becoming just the third player in team annals to record a 1,000-yard receiving season by his second year.

- Totaled the fourth-most receiving yards (704) by a rookie in Broncos history in 2018.

- Started 37-of-39 games played at Southern Methodist University, catching 195 passes for 3,220 yards (16.5 avg.) with 31 touchdowns.

- Ended his collegiate career ranked second in school history in touchdowns (31), third in receiving yards (3,220) and sixth in receptions (195).

- Named to the Associated Press All-America second team and to the All-AAC first team as a redshirt junior in 2017, finishing with 68 catches for 1,085 yards (16.0 avg.) with 12 touchdowns.

- Selected by the Broncos in the second round (40th overall) of the 2018 NFL Draft.

SUTTON'S TROPHY CASE

Pro Bowl (1)

2019

2024: Sutton became the fifth-fastest Bronco in team history to reach 300 career receptions (82 games) in Week 1 at Sea. (9/8) after finishing the game with four receptions for 38 yards (9.5 avg.)... Caught seven passes for 68 yards (9.7 avg.) in the Week 3 win at T.B. and eclipsed former Broncos WR Rick Upchurch for the 12th-most receiving yards in team history... Caught three passes for 60 yards (20.0 avg.) with one touchdown in the 10-9 win at NYJ (9/29)... Caught his second touchdown pass of the season along with four receptions for 53 yards (13.3 avg.) vs. LAC (10/13)... Posted his sixth career 100-yard receiving yard game after catching eight passes for 100 yards (12.5 avg.) vs. Car. (10/27)... His 93 receiving yards in the first half were the most he has ever recorded in a single half in his career... Also completed one pass for 28 yards to FB Michael Burton in the game... Surpassed WR Brandon Marshall for the 10th-most receptions in team history after catching seven passes for 122 yards (17.4 avg.) at Bal. (11/3)... Also became just the third Broncos wide receiver to pass for a touchdown after connecting with QB Bo Nix for a two-yard pass for the score against the Ravens... Caught six passes for 70 yards (11.7 avg.) with one touchdown at K.C. (11/10)... Caught seven passes for 78 yards (11.1 avg.) vs. Atl. (11/17), marking his fourth consecutive game with at least 70 receiving yards... Recorded his third multi-touchdown game in his career after tallying 97 yards on eight receptions (12.1 avg.) with two scores at L.V. (11/24)... Reached the 5,000 career receiving yard mark in his 93rd game, becoming the third-fastest Bronco to reach that mark.. Also surpassed WR Emmanuel Sanders for the





12th-most career receiving touchdowns (29) in the game... Recorded his third 100-yard game of the season vs. Cle. (12/2) after catching six passes for 102 yards (17.0 avg.)... Posted his 30th-career touchdown on a 20-yard pass from Nix, becoming just the 12th player in team history to reach the 30 receiving touchdown mark vs Ind. (12/15)...

2023: Sutton became the first Bronco since 2014 to record at least 10 touchdown receptions in a season after totaling 59 catches for 772 yards (13.1 avg.) with 10 scores... Caught four passes for 32 yards (8.0 avg.) with one touchdown in the season opener vs. L.V. (9/10)... Caught a team-high five passes for 66 yards (13.2 avg.) vs. Was. (9/17)... Had a team-high 91 yards on eight catches (11.4 avg.) with one touchdown at Mia. (9/24)... Caught a 13-yard touchdown pass from QB Russell Wilson and also made three catches for 27 yards to help the Broncos comeback from a 21-point deficit to win at Chi. (10/1)... Caught his fourth touchdown of the season after bringing in an 11-yard pass from Wilson in the fourth quarter while also making four catches for a team-high 46 yards (11.5 avg.) at K.C. (10/12)... Recorded his fifth touchdown catch of the season in the win vs. G.B. (10/22), finishing the contest with six catches for 76 yards (12.7 avg.) with one score... Tied his career high for receiving touchdowns in a season (6) after catching two passes for 29 yards (14.5 avg.) with one touchdown in the win vs. K.C. (10/29)... Eclipsed his previous career high after catching his seventh touchdown pass of the season vs. Buf. (11/13), finishing the game with eight receptions for 53 yards (6.6 avg.) with one score... Recorded a touchdown in five consecutive games after nabbing a game-winning pass from Wilson with 1:03 remaining in the win vs. Min. (11/19)... Sutton finished the game with a team-high 66 yards on four catches (16.5 avg.) with one score... Had a team-high 61 yards on three catches (20.3 avg.) in the win vs. Cle. (11/26)... Recorded his ninth receiving score of the season after totaling a team-high 77 yards on two catches (38.5 avg.), including a 45-yard score, at Hou. (12/3)... Became the first Broncos player since WR Demaryius Thomas and TE Julius Thomas in 2014 to total double-digit touchdown catches in a single season after catching three passes for 62 yards with one score at LAC (12/10)... His 46-yard touchdown grab was the second-longest receiving score of his career at the time... Had a team-high five catches for 71 yards (14.2 avg.) at Det. (12/16).

2022: Sutton started all 15 games played, finishing with 829 yards on 64 catches (13.0 avg.) with two receiving touchdowns... Notched his fifth career 100-yard game vs. Hou. (9/18), tallying 122 yards on 7 receptions (17.4 avg.)... Totaled 97 yards on eight receptions (12.1 avg.) vs. S.F. (9/25)... Had five catches for 52 yards (10.4 avg.), including a touchdown grab, at L.V. (10/2)... Notched a team-high 74 yards on 5 catches (14.8 avg.) vs. Ind. (10/6)... Totaled 66 yards on six catches (11.0 avg.) at Ten. (11/13)... Talled a team-high 80 yards on five receptions (16.0 avg.) vs. L.V. (11/20)... Totaled a team-high 75 yards on six catches (12.5 avg.) at Car. (11/27)... Recorded five receptions for 64 yards (12.8 avg.) at LAR (12/25)... Made three catches for 33 yards (11.0 avg.), including a 20-yard touchdown catch, vs. LAC (1/8).

2021: Sutton appeared in 17 games (16 starts), totaling 58 receptions for 776 yards (13.4 avg.) with two touchdowns... Posted one reception for 14 yards in the season opener at NYG (9/12)... Talled third career 100-yard receiving effort, set career highs in receptions (9) and yards (159), nabbed the second-longest reception of his career (55 yds.) and tallied the most receiving yards by a Bronco since 2016 at Jac. (9/19)... Posted his second 100-yard receiving effort of the season, collected his first touchdown of 2021 (11th of career), and led the team in receptions (7) and yards (120) for a 17.1 avg. with one score at Pit. (10/10)... Recorded a touchdown in his second consecutive game and posted eight catches for 94 yards (11.8 avg.) with one touchdown vs. L.V. (10/17).

2020: Sutton appeared in one game with the Broncos before being placed on injured reserve on Sept. 21 with a season-ending knee injury (ACL tear)... Broke the 3,000 career receiving yards mark in his 54th career game at L.V. (10/2), totaling five receptions for 52 yards and a score in the game.

2019: Sutton became just the third player in franchise history to record a 1,000-yard receiving season by his second year, finishing with 72 catches for 1,112 yards (15.4 avg.) with 10 touchdowns in 16 games (14 starts)... Named to his first career Pro Bowl... Ranked third in the AFC and 10th in the NFL in yards per catch (15.4 avg.), while ending the season tied for second in the league with 16 big-play receptions (25+ yds.)... Registered his first-career 100-yard game at Oak. (9/9), recording a career-high seven receptions for a career-high 120 yards... Talled five receptions for 87 yards (17.4 avg.) at G.B. (9/22)... Totaled 62 receiving yards and two touchdowns on six receptions (10.3 avg.) vs. Jac. (9/29)... Registered four receptions for 92 yards (23.0 avg.), including a 70-yard touchdown catch at LAC (10/6)... Made four catches for 76 yards (19.0 avg.) vs. Ten. (10/13)... Collected 87 yards on six receptions (14.5 avg.) vs. K.C. (10/17)... Recorded three receptions for 72 yards (24.0 avg.) at Ind. (10/27)... Led the Broncos with five receptions (56 yds.) and had a 21-yard touchdown catch in the first quarter vs. Cle. (11/3)... Recorded 113 yards on five receptions (22.6 avg.) with 10 rushing yards on two attempts (5.0 avg.) and a completed pass for 38 yards at Min. (11/17)... Posted four receptions for 74 yards (18.5 avg.) and two touchdowns vs. LAC (12/1)... Recorded five receptions for 34 yards (6.8 avg.) at Hou. (12/8)... Collected 79 yards on four receptions (19.8 avg.) at K.C. (12/15) to pass 1,000 receiving yards on the season.

2018: Selected by Denver in the second round (40th overall) of the 2018 NFL Draft, Sutton played all 16 games (9 starts), recording 42 receptions for 704 yards (16.8 avg.) with four touchdowns... Totaled the fourth most receiving yards (704) by a rookie in Broncos history... Caught two passes for 45 yards (22.5 avg.) in his NFL debut vs. Sea. (9/9)... Scored his first career touchdown on an 8-yard reception at NYJ (10/7)... Caught a 28-yard touchdown pass from WR Emmanuel Sanders at Ari. (10/18)... Recorded four receptions for 85 yards and scored on a 30-yard touchdown reception at Cin. (12/2)... Passed Ricky Nattiel for the fourth-most receiving yards by a rookie in team history after catching a six passes for 65 yards (10.8 avg.) with one touchdown at Oak. (12/24).

COLLEGE: Started 37-of-39 games played at SMU catching 195 passes for 3,220 yards (16.5 avg.) with 31 touchdowns... Ended his collegiate career ranked second in school history in touchdowns (31), third in receiving yards (3,220) and sixth in receptions (195)... Started all 13 games played and was named to the Associated Press' All-American second team and to the All-AAC first team as a redshirt junior... Opened all 12 games played as a redshirt sophomore and became the first SMU receiver to garner first-team all-conference honors in five seasons... Led the team in receptions (76), receiving yards (1,246) and receiving touchdowns (10)... Started all 12 games as a redshirt freshman, finishing the season with 49 catches for 862 yards (17.6 avg.) with nine touchdowns... Completed two passes for 75 yards (37.5 avg.)... Set the SMU freshman record for receiving yards with 862... Appeared in two games in 2014 and made two catches for 27 yards (13.5 avg.) before being granted a medical redshirt.





PERSONAL: Sutton attended Brenham (Texas) High School, where he was named all-district as a tight end and safety during his senior season... Helped his team to a 14-2 record and an appearance in the 4A State Championship Game... Averaged 15.2 points per game in basketball as a senior... Courtland Sutton was born on Oct. 10, 1995 in Brenham, Texas.

MOST REC. YARDS THROUGH FIRST TWO SEASON, TEAM HISTORY

| Player | Years | Rec. | Yds. | TDs |
|-------------------------|----------------|------------|--------------|-----------|
| Courtland Sutton | 2018-19 | 114 | 1,816 | 10 |
| Brandon Marshall | 2006-07 | 122 | 1,634 | 9 |
| Eddie Royal | 2008-09 | 128 | 1,325 | 5 |
| Ricky Nattiel | 1987-88 | 77 | 1,204 | 3 |
| Mark Jackson | 1986-87 | 64 | 1,174 | 3 |

MOST REC. TOUCHDOWNS THROUGH FIRST TWO SEASON, TEAM HISTORY

| Player | Years | Rec. | Yds. | TDs |
|------------------|---------|------|-------|-----|
| Courtland Sutton | 2018-19 | 114 | 1,816 | 10 |
| Brandon Marshall | 2006-07 | 122 | 1,634 | 9 |
| Eric Decker | 2010-11 | 50 | 718 | 9 |
| Tony Scheffler | 2006-07 | 67 | 835 | 9 |
| Riley Odoms | 1972-73 | 64 | 949 | 9 |

FEWEST GAMES TO 5,000 CAREER REC. YDS., BRONCOS HISTORY

| Player | Games |
|-------------------------|-----------|
| Demaryius Thomas | 67 |
| Rod Smith | 84 |
| Courtland Sutton | 93 |
| Steve Watson | 102 |
| Vance Johnson | 107 |

Transactions

Signed by Denver as a draft choice 5/10/18.





REGULAR SEASON COMPARISON: RECEIVING - LOS ANGELES CHARGERS

| DATE | OPP | W/L | GP/GS | REC | YDS. | AVG. | TD | LG | TGTS | YAC |
|---------------|-------------|------------|-------------|-----------|------------|-------------|----------|-----------|-----------|------------|
| 11/18/18 | DEN @ LAC | W | S | 3 | 78 | 26.0 | 0 | 39 | 6 | 43 |
| 12/30/18 | DEN vs. LAC | L | S | 1 | 25 | 25.0 | 0 | 25 | 3 | 3 |
| 10/6/19 | DEN @ LAC | W | P | 4 | 92 | 23.0 | 1 | 70t | 7 | 53 |
| 12/1/19 | DEN vs. LAC | W | S | 4 | 74 | 18.5 | 2 | 33 | 5 | 2 |
| 11/28/21 | DEN vs. LAC | W | S | 2 | 17 | 8.5 | 0 | 12 | 3 | 1 |
| 1/2/22 | DEN @ LAC | L | S | 3 | 60 | 20.0 | 0 | 44 | 5 | 11 |
| 10/17/22 | DEN @ LAC | L | S | 2 | 14 | 7.0 | 0 | 9 | 3 | 6 |
| 1/8/23 | DEN vs. LAC | W | S | 3 | 33 | 11.0 | 1 | 20t | 7 | 2 |
| 12/10/23 | DEN @ LAC | W | S | 3 | 62 | 20.7 | 1 | 46t | 4 | 22 |
| 10/13/24 | DEN vs. LAC | L | S | 4 | 53 | 13.3 | 1 | 20 | 6 | 7 |
| TOTALS | | 6/4 | 10/9 | 29 | 508 | 17.5 | 6 | 20 | 49 | 150 |

Courtland Sutton's NFL Regular Season Rushing/Receiving Statistics

| DATE | TEAM | RECEIVING | | | | | | | RUSHING | | | | |
|-------------------|---------|-----------|-----------|------------|--------------|-------------|------------|-----------|----------|-----------|------------|----------|----------|
| | | GP | GS | NO. | YDS. | AVG. | LG | TD | NO. | YDS. | AVG. | LG | TD |
| 2018 | Broncos | 16 | 9 | 42 | 704 | 16.8 | 42 | 4 | 1 | -1 | -1.0 | -1 | 0 |
| 2019 | Broncos | 16 | 14 | 72 | 1,112 | 15.4 | 70t | 6 | 3 | 17 | 5.7 | 9 | 0 |
| 2020 | Broncos | 1 | 1 | 3 | 66 | 22.0 | 45 | 0 | 0 | 0 | 0.0 | 0 | 0 |
| 2021 | Broncos | 17 | 16 | 58 | 776 | 13.4 | 55 | 2 | 0 | 0 | 0.0 | 0 | 0 |
| 2022 | Broncos | 15 | 15 | 64 | 829 | 13.0 | 51 | 2 | 1 | 5 | 5.0 | 5 | 0 |
| 2023 | Broncos | 16 | 14 | 59 | 772 | 13.1 | 46t | 10 | 0 | 0 | 0.0 | 0 | 0 |
| 2024 | Broncos | 14 | 11 | 66 | 878 | 13.3 | 37 | 6 | 0 | 0 | 0.0 | 0 | 0 |
| NFL TOTALS | | 95 | 80 | 364 | 5,137 | 14.1 | 70T | 30 | 5 | 21 | 4.2 | 9 | 0 |

Courtland Sutton's NFL Regular Season Return Statistics

| DATE | TEAM | KICKOFF RETURNS | | | | | PUNT RETURNS | | | | | |
|-------------------|---------|-----------------|----------|------------|----------|----------|--------------|----------|----------|------------|----------|----------|
| | | RET. | YDS. | AVG. | LG | TD | NO. | FC | YDS. | AVG. | LG | TD |
| 2018 | Broncos | 0 | 0 | 0.0 | 0 | 0 | 0 | 0 | 0 | 0.0 | 0 | 0 |
| 2019 | Broncos | 0 | 0 | 0.0 | 0 | 0 | 0 | 0 | 0 | 0.0 | 0 | 0 |
| 2020 | Broncos | 0 | 0 | 0.0 | 0 | 0 | 0 | 0 | 0 | 0.0 | 0 | 0 |
| 2021 | Broncos | 0 | 0 | 0.0 | 0 | 0 | 0 | 0 | 0 | 0.0 | 0 | 0 |
| 2022 | Broncos | 0 | 0 | 0.0 | 0 | 0 | 0 | 0 | 0 | 0.0 | 0 | 0 |
| 2023 | Broncos | 0 | 0 | 0.0 | 0 | 0 | 0 | 0 | 0 | 0.0 | 0 | 0 |
| 2024 | Broncos | 0 | 0 | 0.0 | 0 | 0 | 0 | 0 | 0 | 0.0 | 0 | 0 |
| NFL TOTALS | | 0 | 0 | 0.0 | 0 | 0 | 0 | 0 | 0 | 0.0 | 0 | 0 |





SINGLE-GAME HIGHS: RUSHING/RECEIVING

Rush Attempts 2 at Minnesota Vikings, Nov 17, 2019
 1 vs. Houston Texans, Sep 18, 2022
 1 vs. Cleveland Browns, Nov 03, 2019
 1 at San Francisco 49ers, Dec 09, 2018

Rushing Yards 10 at Minnesota Vikings, Nov 17, 2019
 7 vs. Cleveland Browns, Nov 03, 2019
 5 vs. Houston Texans, Sep 18, 2022

Longest Runs 9 at Minnesota Vikings, Nov 17, 2019
 7 vs. Cleveland Browns, Nov 03, 2019
 5 vs. Houston Texans, Sep 18, 2022
 1 at Minnesota Vikings, Nov 17, 2019

Receptions 9 at Jacksonville Jaguars, Sep 19, 2021
 8 at Las Vegas Raiders, Nov 24, 2024
 8 vs. Carolina Panthers, Oct 27, 2024
 8 at Buffalo Bills, Nov 13, 2023
 ...3 more at 8.

Receiving Yards 159 at Jacksonville Jaguars, Sep 19, 2021
 122 at Baltimore Ravens, Nov 03, 2024
 122 vs. Houston Texans, Sep 18, 2022
 120 at Pittsburgh Steelers, Oct 10, 2021
 120 at Oakland Raiders, Sep 09, 2019

Receiving Average 26.0 at Los Angeles Chargers, Nov 18, 2018
 26.0 at Kansas City Chiefs, Oct 28, 2018
 24.0 at Indianapolis Colts, Oct 27, 2019
 23.0 at Los Angeles Chargers, Oct 06, 2019
 22.6 at Minnesota Vikings, Nov 17, 2019

Longest Receptions 70t at Los Angeles Chargers, Oct 06, 2019
 55 at Jacksonville Jaguars, Sep 19, 2021
 52 at Green Bay Packers, Sep 22, 2019
 51 vs. Indianapolis Colts, Oct 06, 2022
 48 at Minnesota Vikings, Nov 17, 2019

Receiving TDs 2 at Las Vegas Raiders, Nov 24, 2024
 2 vs. Los Angeles Chargers, Dec 01, 2019
 2 vs. Jacksonville Jaguars, Sep 29, 2019
 1 vs. Indianapolis Colts, Dec 15, 2024
 ...23 more at 1.

All-Purpose Yards 159 at Jacksonville Jaguars, Sep 19, 2021
 127 vs. Houston Texans, Sep 18, 2022
 123 at Minnesota Vikings, Nov 17, 2019
 122 at Baltimore Ravens, Nov 03, 2024
 120 at Pittsburgh Steelers, Oct 10, 2021
 ...1 more at 120.

Special Teams Tackles 1 at Baltimore Ravens, Sep 23, 2018
 2 at Las Vegas Raiders, Nov 24, 2024
 2 vs. Los Angeles Chargers, Dec 01, 2019
 2 vs. Jacksonville Jaguars, Sep 29, 2019
 1 vs. Indianapolis Colts, Dec 15, 2024
 ...24 more at 1.

Most TDs 1 at Kansas City Chiefs, Jan 01, 2023
 1 at Jacksonville Jaguars, Oct 30, 2022
 1 vs. Houston Texans, Sep 18, 2022
 ...4 more at 1.

Miscellaneous Tackles 1 at Kansas City Chiefs, Jan 01, 2023
 1 at Jacksonville Jaguars, Oct 30, 2022
 1 vs. Houston Texans, Sep 18, 2022
 ...4 more at 1.

Longest Own Fumble Return 2 vs. Oakland Raiders, Dec 29, 2019

100-YARD RECEIVING GAMES (8): REGULAR SEASON

| DATE | TEAM | NO. | YDS. | AVG. | LG | TD |
|----------|-------------|-----|------|------|-----|----|
| 09/09/19 | at Raiders | 7 | 120 | 17.1 | 30 | 0 |
| 11/17/19 | at Vikings | 5 | 113 | 22.6 | 48 | 0 |
| 09/19/21 | at Jaguars | 9 | 159 | 17.7 | 55 | 0 |
| 10/10/21 | at Steelers | 7 | 120 | 17.1 | 39t | 1 |
| 09/18/22 | TEXANS | 7 | 122 | 17.4 | 35 | 0 |
| 10/27/24 | PANTHERS | 8 | 100 | 12.5 | 37 | 0 |
| 11/03/24 | at Ravens | 7 | 122 | 17.4 | 33 | 0 |
| 12/02/24 | BROWNS | 6 | 102 | 17.0 | 32 | 0 |






2023 GAME-BY-GAME REGULAR-SEASON STATISTICS (BRONCOS)

| DATE | OPPONENT | P/S | RECEIVING | | | | | RUSHING | | | | | W/L | SCORE |
|--------------------|-------------|--------------|------------------|------------|-------------|------------|-----------|----------|----------|------------|----------|----------|------------|-------|
| | | | NO. | YDS. | AVG. | LG | TD | NO. | YDS. | AVG. | LG | TD | | |
| 09/10 | Raiders | S | 4 | 32 | 8.0 | 15 | 1 | 0 | 0 | 0.0 | 0 | 0 | L | 16-17 |
| 09/17 | Commanders | S | 5 | 66 | 13.2 | 21 | 0 | 0 | 0 | 0.0 | 0 | 0 | L | 33-35 |
| 09/24 | at Dolphins | S | 8 | 91 | 11.4 | 25 | 1 | 0 | 0 | 0.0 | 0 | 0 | L | 20-70 |
| 10/01 | at Bears | S | 3 | 27 | 9.0 | 13t | 1 | 0 | 0 | 0.0 | 0 | 0 | W | 31-28 |
| 10/08 | Jets | S | 1 | 13 | 13.0 | 13 | 0 | 0 | 0 | 0.0 | 0 | 0 | L | 21-31 |
| 10/12 | at Chiefs | S | 4 | 46 | 11.5 | 21 | 1 | 0 | 0 | 0.0 | 0 | 0 | L | 8-19 |
| 10/22 | Packers | S | 6 | 76 | 12.7 | 33 | 1 | 0 | 0 | 0.0 | 0 | 0 | W | 19-17 |
| 10/29 | Chiefs | S | 2 | 29 | 14.5 | 23 | 1 | 0 | 0 | 0.0 | 0 | 0 | W | 24-9 |
| 11/13 | at Bills | P | 8 | 53 | 6.6 | 30 | 1 | 0 | 0 | 0.0 | 0 | 0 | W | 24-22 |
| 11/19 | Vikings | S | 4 | 66 | 16.5 | 33 | 1 | 0 | 0 | 0.0 | 0 | 0 | W | 21-20 |
| 11/26 | Browns | P | 3 | 61 | 20.3 | 31 | 0 | 0 | 0 | 0.0 | 0 | 0 | W | 29-12 |
| 12/03 | at Texans | S | 2 | 77 | 38.5 | 45t | 1 | 0 | 0 | 0.0 | 0 | 0 | L | 17-22 |
| 12/10 | at Chargers | S | 3 | 62 | 20.7 | 46t | 1 | 0 | 0 | 0.0 | 0 | 0 | W | 24-7 |
| 12/16 | at Lions | S | 5 | 71 | 14.2 | 23 | 0 | 0 | 0 | 0.0 | 0 | 0 | L | 17-42 |
| 12/24 | Patriots | S | 0 | 0 | 0.0 | 0 | 0 | 0 | 0 | 0.0 | 0 | 0 | L | 23-26 |
| 12/31 | Chargers | | ON INACTIVE LIST | | | | | | | | | | W | 16-9 |
| 01/07 | at Raiders | S | 1 | 2 | 2.0 | 2 | 0 | 0 | 0 | 0.0 | 0 | 0 | L | 14-27 |
| 2023 TOTALS | | 16-14 | 59 | 772 | 13.1 | 46T | 10 | 0 | 0 | 0.0 | 0 | 0 | 8-9 | |

2024 GAME-BY-GAME REGULAR-SEASON STATISTICS (BRONCOS)

| DATE | OPPONENT | P/S | RECEIVING | | | | | RUSHING | | | | | W/L | SCORE |
|--------------------|---------------|--------------|-----------|------------|-------------|-----------|----------|----------|----------|------------|----------|----------|------------|-------|
| | | | NO. | YDS. | AVG. | LG | TD | NO. | YDS. | AVG. | LG | TD | | |
| 09/08 | at Seahawks | P | 4 | 38 | 9.5 | 17 | 0 | 0 | 0 | 0.0 | 0 | 0 | L | 20-26 |
| 09/15 | Steelers | S | 1 | 26 | 26.0 | 26 | 0 | 0 | 0 | 0.0 | 0 | 0 | L | 6-13 |
| 09/22 | at Buccaneers | S | 7 | 68 | 9.7 | 22 | 0 | 0 | 0 | 0.0 | 0 | 0 | W | 26-7 |
| 09/29 | at Jets | P | 3 | 60 | 20.0 | 29 | 1 | 0 | 0 | 0.0 | 0 | 0 | W | 10-9 |
| 10/06 | Raiders | S | 2 | 32 | 16.0 | 24 | 0 | 0 | 0 | 0.0 | 0 | 0 | W | 34-18 |
| 10/13 | Chargers | S | 4 | 53 | 13.3 | 20 | 1 | 0 | 0 | 0.0 | 0 | 0 | L | 16-23 |
| 10/17 | at Saints | S | 0 | 0 | 0.0 | 0 | 0 | 0 | 0 | 0.0 | 0 | 0 | W | 33-10 |
| 10/27 | Panthers | S | 8 | 100 | 12.5 | 37 | 0 | 0 | 0 | 0.0 | 0 | 0 | W | 28-14 |
| 11/03 | at Ravens | S | 7 | 122 | 17.4 | 33 | 0 | 0 | 0 | 0.0 | 0 | 0 | L | 10-41 |
| 11/10 | at Chiefs | S | 6 | 70 | 11.7 | 32t | 1 | 0 | 0 | 0.0 | 0 | 0 | L | 14-16 |
| 11/17 | Falcons | P | 7 | 78 | 11.1 | 23 | 0 | 0 | 0 | 0.0 | 0 | 0 | W | 38-6 |
| 11/24 | at Raiders | S | 8 | 97 | 12.1 | 19 | 2 | 0 | 0 | 0.0 | 0 | 0 | W | 29-19 |
| 12/02 | Browns | S | 6 | 102 | 17.0 | 32 | 0 | 0 | 0 | 0.0 | 0 | 0 | W | 41-32 |
| 12/15 | Colts | S | 3 | 32 | 10.7 | 20t | 1 | 0 | 0 | 0.0 | 0 | 0 | W | 31-13 |
| 2024 TOTALS | | 14-11 | 66 | 878 | 13.3 | 37 | 6 | 0 | 0 | 0.0 | 0 | 0 | 9-5 | |





92 OLB



**DONDREA
TILLMAN**

HEIGHT/WEIGHT: 6-4 / 247

COLLEGE: Indiana, Pa.

BIRTHDAY: Apr. 30, 1998

BORN: Serling, Va

NFL EXPERIENCE: R

BRONCOS EXPERIENCE: R

GP/GS: 9/0

ACQUIRED: FA-'24

AT A GLANCE

- A rookie outside linebacker who has appeared in nine games for the Broncos, tallying 16 tackles (8 solo) and three sacks (24 yds.).
- Played three seasons with the Birmingham Stallions of the United States Football League and United Football League and totaled 92 tackles (51 solo) and 8.5 sacks (55 yds.) during his three years (2022-24) with the Stallions.
- Signed by Denver as a free agent on June 20, 2024.

2024: Tillman has appeared in eight games for Denver, totaling 13 tackles (6 solo) and two sacks (18 yds.)... Made his NFL debut and recorded three tackles including two sacks (18 yds.) at T.B. (9/22)... Became the first Bronco since at least 1970 and the first NFL player since Lions LB James Houston (2022) to have at least 2.0 sacks in his NFL debut... Registered three tackles (1 solo) vs. Atl. (11/17)... Tallied three tackles (2 solo) and a sack of Colts QB Anthony Richardson (6 yds.) vs. Ind. (12/15).

USFL/UFL: Tillman played three seasons with the Birmingham Stallions of the United States Football League and United Football League... Totaled 92 tackles (51 solo) and 8.5 sacks (55 yds.) during his three years (2022-24) with the Stallions.

COLLEGE: Tillman was a three-time All-PSAC West selection at Indiana University of Pennsylvania, where he appeared in 48 games (32 starts) during his four-year career with the Crimson Hawks (2016-19)... Over that span, he recorded 174 tackles (84 solo), 30 sacks (187 yds.), two interceptions (70 yds., 2 TDs), 10 passes defended, seven forced fumbles and three fumble recoveries... Earned first-team All-PSAC West in 2019 after starting all 12 games and totaling 41 tackles (19 solo), 7.5 sacks (57 yds.), one interception (51 yds., 1 TD), three passes defended, four forced fumbles and one fumble recovery... In 2018, was named first-team All-PSAC West after starting 11 games and recording career highs of 62 tackles (31 solo) and 12.5 sacks (84 yds.) along with two passes defended and two forced fumbles... Started 9-of-14 games played in 2017 and earned second-team All-PSAC West honors after producing 51 tackles (28 solo), 8.5 sacks (45 yds.), one interception (19 yds., 1 TD), a career-high five passes defended, one forced fumble and two fumble recoveries.

PERSONAL: Tillman prepped at Potomac Falls High School (Sterling, Va.), where he was a first team All-Virginia selection and was named 2025 Conference 14 Defensive Player of the Year... Also played basketball... Dondrea Tillman was born on April 30, 1998 in Sterling, Va.


Transactions

Signed by Denver on 6/20/24; Waived by Denver 8/27/24; Signed by Denver (practice squad) 8/28/24; Signed by Denver (active roster) 9/18/24.

REGULAR SEASON COMPARISON: DEFENSIVE - LOS ANGELES CHARGERS

| DATE | OPP | W/L | GP/GS | TACKLES | | | | | | MISC | | | | | | |
|---------------|-------------|------------|------------|----------|----------|----------|------------|------------|----------|----------|----------|----------|----------|----------|----------|----------|
| | | | | TOT | SOLO | ASST | SACK | YDS. | INT | TFL | PD | QBH | TD | FF | FR | |
| 10/13/24 | DEN vs. LAC | L | P | 1 | 0 | 1 | 0.0 | 0.0 | 0 | 0 | 0 | 0 | 0 | 0 | 0 | 0 |
| TOTALS | | 0/1 | 1/0 | 1 | 0 | 1 | 0.0 | 0.0 | 0 | 0 | 0 | 0 | 0 | 0 | 0 | 0 |





82 TE



ADAM
TRAUTMAN

HEIGHT/WEIGHT: 6-5 / 253

COLLEGE: Dayton

BIRTHDAY: Feb. 5, 1997

BORN: Williamsburg, Mich.

NFL EXPERIENCE: 5th YR

BRONCOS EXPERIENCE: 2nd YR

GP/GS: 74/51

ACQUIRED: T (N.O.)-'23

AT A GLANCE

- A fifth-year tight end who has appeared in 74 regular-season games (51 starts) and two postseason games with New Orleans from 2020-22 and Denver from 2023-24, totaling 1,023 yards on 93 receptions (11.0 avg.) with nine touchdowns in the regular season.
- Played in all 17 games (12 starts) in 2023 with the Broncos, totaling 22 catches for 204 yards (9.3 avg.) with a career-high three touchdowns.
- Appeared in 15 games for the Saints (12 starts) in 2022, totaling 207 yards and one touchdown on 18 receptions (11.5 avg.).
- Started 10-of-13 games played in 2021, totaling career highs in receptions (27), receiving yards (263) while totaling two receiving touchdowns.
- Played in 15 games (6 starts) during his rookie year in 2020, totaling 15 catches for 171 yards (11.4 avg.) with one touchdown and one special-teams tackle.
- Enrolled at Dayton as a quarterback, but soon switched to tight end, where he totaled 178 receptions for 2,295 yards (12.9 avg.) with 31 touchdowns in 44 games (40 starts).
- Was named a team captain and first-team All-PFL, PFL Offensive Player of the Year and first-team All-American as a senior after leading the Flyers with 916 receiving yards on 70 catches (13.1 avg.) with a career-high 14 scores.
- His 70 receptions in a season broke an all-time school record and his 916 yards ranked second among tight ends in a single season at Dayton.
- Attended Elk Rapids (Mich.) High School, where he was named team captain twice, first-team All-Conference twice, All-County twice, All-Region once and Conference Player of the Year once.
- Selected by the Saints in the third round (105th overall) of the 2020 NFL Draft.
- Traded to Denver along with a seventh-round 2023 NFL Draft choice from New Orleans in exchange for a sixth-round 2023 NFL Draft pick on April 29, 2023.

2024: Trautman set a career high with 85 receiving yards on four catches (21.3 avg.) with one touchdown in the win vs. Car. (10/27)... Caught one pass for 34 yards at K.C. (11/10) to surpass 1,000 career receiving yards... Produced his second touchdown of the season on a 13-yard pass from Nix vs Ind. (12/15)...

2023: Trautman played in all 17 games (12 starts) with the Broncos, totaling 22 catches for 204 yards (9.3 avg.) with a career-high three touchdowns... Made his Broncos debut in the season opener vs. L.V. (9/10), catching a team-high five passes for 34 yards (6.8 avg.)... Produced his first touchdown as a Bronco after catching four passes for 26 yards (6.5 avg.) and bringing in a three-yard touchdown pass from QB Russell Wilson vs. NYJ (10/8)... Caught two passes for 33 yards in the win vs. Min. (11/19)... Caught his second touchdown pass of the season from Wilson during the win vs. Cle. (11/26)... Recorded a new career high for touchdown catches (3) in a single season after totaling two catches for 19 yards (9.5 avg.) with one score at LAC (12/10).

2022: Trautman appeared in 15 games for the Saints (12 starts), totaling 207 yards and one touchdown on 18 receptions (11.5 avg.)... Also appeared in 76 special-teams snaps, recovering one fumble... Made three catches for 37 yards (12.3 avg.) vs. Min. (10/2)... Posted his first receiving score of the season along with 32 yards on two receptions (16.0 avg.) vs. Sea. (10/9)... Recovered a special-teams fumble vs. Cin. (10/16)... Made three catches for 12 yards (4.0 avg.) vs. LAR (11/20)... Caught two passes for 28 yards (14.0 avg.) at T.B. (12/5).

2021: Trautman started 10-of-13 games played for New Orleans, totaling career highs in receptions (27), receiving yards (263) while also recording two receiving touchdowns... Produced three receptions for 18 yards (6.0 avg.) vs. G.B. (9/12)... Made two catches for 43 yards (21.5 avg.), including a season-high 32-yard catch, at Was. (10/10)... Recorded 36 yards on three catches (12.0 avg.) at Sea. (10/25)... Registered 47 yards on four receptions (11.8 avg.) vs. Atl. (11/7)... Nabbed a career-high five receptions for 32 yards (6.4 avg.) at Ten. (11/14)... Tied his career high of five catches and also set a career high with 58 receiving yards along with his first touchdown of the season at Phi. (11/21)... Caught an 18-yard pass for a touchdown in the final week of the season at Atl. (1/9).

2020: Trautman played in 15 games (6 starts) after being drafted in the third round (105th overall) of the 2020 NFL Draft by





the Saints... Totaled 15 catches for 171 yards (11.4 avg.) with one touchdown and one special-teams tackle on 154 special-teams snaps... Made his NFL debut vs. T.B. (9/13)... Caught his first career pass for 17 yards at L.V. (9/21)... Started his first career game at Det. (10/4)... Caught three passes for 39 yards (13.0 avg.), including his first career NFL touchdown, and made his first special-teams tackle at T.B. (11/8)... Made two catches for 45 yards (22.5 avg.) vs. Min. (12/25)... Appeared in his first postseason game vs. Chi. (1/10), catching one pass for four yards (4.0 avg.)... Also played in the Saints' NFC Divisional Game vs. T.B. (1/17).

COLLEGE: Trautman first enrolled at Dayton as a quarterback, but switched to tight end in 2016 and developed into one of the top offensive players in NCAA FCS... Appeared in 44 games, totaling 178 receptions for 2,295 yards (12.9 avg.) with 31 touchdowns... Was named a team captain and first-team All-PFL, PFL Offensive Player of the Year and first-team All-American as a senior after leading the team with 916 yards on 70 catches (13.1 avg.) with a career-high 14 scores... His 70 receptions in a season broke an all-time school record and his 916 yards ranked second among tight ends in a single season... Was named second-team All-PFL after starting all 11 games played, totaling 604 yards and nine touchdowns on 41 catches (14.7 avg.) as a junior in 2018... Led the team with 537 total yards in 11 games along with five receiving scores and was named second-team All-PFL during his sophomore year.

PERSONAL: Trautman attended Elk Rapids (Mich.) High School, where he was named team captain twice, first-team All-Conference twice, All-County twice, All-Region once and Conference Player of the Year... Holds single-season and career records for passing yards as well as single-season all-purpose yards and touchdown records... Also competed on the basketball team, where he served as team captain and was first-team All-Conference and All-County... Adam Trautman was born on Feb. 5, 1997, in Williamsburg, Mich..

Transactions

Signed by New Orleans as a draft choice 7/27/20; Traded to Denver 4/29/23; Re-signed by Denver 3/13/24.

REGULAR SEASON COMPARISON: RECEIVING - LOS ANGELES CHARGERS

| DATE | OPP | W/L | GP/GS | REC | YDS. | AVG. | TD | LG | TGTS | YAC |
|---------------|-------------|-----|----------------|----------|-----------|------------|----------|----------|----------|-----------|
| 12/10/23 | DEN @ LAC | W | S | 2 | 19 | 9.5 | 1 | 10t | 3 | 8 |
| 12/31/23 | DEN vs. LAC | W | S | 1 | 9 | 9.0 | 0 | 9 | 2 | 6 |
| 10/13/24 | DEN vs. LAC | L | S | 0 | 0 | 0 | 0 | 0 | 0 | 0 |
| TOTALS | | | 2/1 3/3 | 3 | 28 | 9.3 | 1 | 9 | 5 | 14 |

Adam Trautman's NFL Regular Season Rushing/Receiving Statistics

| DATE | TEAM | RECEIVING | | | | | | | RUSHING | | | | |
|-------------------|---------|-----------|-----------|-----------|--------------|-------------|-----------|----------|----------|----------|------------|----------|----------|
| | | GP | GS | NO. | YDS. | AVG. | LG | TD | NO. | YDS. | AVG. | LG | TD |
| 2020 | Saints | 15 | 6 | 15 | 171 | 11.4 | 41 | 1 | 0 | 0 | 0.0 | 0 | 0 |
| 2021 | Saints | 13 | 10 | 27 | 263 | 9.7 | 32 | 2 | 0 | 0 | 0.0 | 0 | 0 |
| 2022 | Saints | 15 | 12 | 18 | 207 | 11.5 | 22t | 1 | 0 | 0 | 0.0 | 0 | 0 |
| 2023 | Broncos | 17 | 12 | 22 | 204 | 9.3 | 24 | 3 | 0 | 0 | 0.0 | 0 | 0 |
| 2024 | Broncos | 14 | 11 | 11 | 178 | 16.2 | 37 | 2 | 0 | 0 | 0.0 | 0 | 0 |
| NFL TOTALS | | 74 | 51 | 93 | 1,023 | 11.0 | 41 | 9 | 0 | 0 | 0.0 | 0 | 0 |

Adam Trautman's NFL Postseason Rushing/Receiving Statistics

| DATE | TEAM | RECEIVING | | | | | | | RUSHING | | | | |
|-------------------|--------|-----------|----------|----------|----------|------------|----------|----------|----------|----------|------------|----------|----------|
| | | GP | GS | NO. | YDS. | AVG. | LG | TD | NO. | YDS. | AVG. | LG | TD |
| 2020 | Saints | 2 | 0 | 1 | 4 | 4.0 | 4 | 0 | 0 | 0 | 0.0 | 0 | 0 |
| NFL TOTALS | | 2 | 0 | 1 | 4 | 4.0 | 4 | 0 | 0 | 0 | 0.0 | 0 | 0 |





SINGLE-GAME HIGHS: RUSHING/RECEIVING

Receptions 5 vs. Las Vegas Raiders, Sep 10, 2023
 5 at Philadelphia Eagles, Nov 21, 2021
 5 at Tennessee Titans, Nov 14, 2021
 4 vs. Carolina Panthers, Oct 27, 2024
 ...2 more at 4.

Receiving Yards 85 vs. Carolina Panthers, Oct 27, 2024
 58 at Philadelphia Eagles, Nov 21, 2021
 47 vs. Atlanta Falcons, Nov 07, 2021
 45 vs. Minnesota Vikings, Dec 25, 2020
 43 at Washington Football Team, Oct 10, 2021

Receiving Average 21.3 vs. Carolina Panthers, Oct 27, 2024
 13.0 at Tampa Bay Buccaneers, Nov 08, 2020
 12.3 vs. Minnesota Vikings, Oct 02, 2022
 12.0 at Seattle Seahawks, Oct 25, 2021
 11.8 vs. Atlanta Falcons, Nov 07, 2021

Longest Receptions 41 vs. Minnesota Vikings, Dec 25, 2020
 37 vs. Carolina Panthers, Oct 27, 2024
 34 at Kansas City Chiefs, Nov 10, 2024
 32 at Washington Football Team, Oct 10, 2021
 29 at Tampa Bay Buccaneers, Nov 08, 2020

Receiving TDs 1 vs. Indianapolis Colts, Dec 15, 2024
 1 vs. Carolina Panthers, Oct 27, 2024
 1 at Los Angeles Chargers, Dec 10, 2023
 ...6 more at 1.

All-Purpose Yards 85 vs. Carolina Panthers, Oct 27, 2024
 58 at Philadelphia Eagles, Nov 21, 2021
 47 vs. Atlanta Falcons, Nov 07, 2021
 45 vs. Minnesota Vikings, Dec 25, 2020
 43 at Washington Football Team, Oct 10, 2021

**Special Teams Tackles
 Most TDs** 1 at Tampa Bay Buccaneers, Nov 08, 2020
 1 vs. Indianapolis Colts, Dec 15, 2024
 1 vs. Carolina Panthers, Oct 27, 2024
 1 at Los Angeles Chargers, Dec 10, 2023
 ...6 more at 1.

**Miscellaneous Tackles
 Longest Own Fumble Return** 1 at Philadelphia Eagles, Nov 21, 2021
 2 at Seattle Seahawks, Sep 08, 2024

SINGLE-GAME HIGHS - POSTSEASON: RECEIVING

Receptions 1 vs. Chicago Bears, Jan 10, 2021
Receiving Yards 4 vs. Chicago Bears, Jan 10, 2021
Longest Receptions 4 vs. Chicago Bears, Jan 10, 2021
All-Purpose Yards 4 vs. Chicago Bears, Jan 10, 2021

2023 GAME-BY-GAME REGULAR-SEASON STATISTICS (BRONCOS)

| DATE | OPPONENT | P/S | RECEIVING | | | | | RUSHING | | | | | W/L | SCORE |
|--------------------|-------------|--------------|-----------|------------|------------|-----------|----------|----------|----------|------------|----------|----------|------------|-------|
| | | | NO. | YDS. | AVG. | LG | TD | NO. | YDS. | AVG. | LG | TD | | |
| 09/10 | Raiders | S | 5 | 34 | 6.8 | 15 | 0 | 0 | 0 | 0.0 | 0 | 0 | L | 16-17 |
| 09/17 | Commanders | P | 0 | 0 | 0.0 | 0 | 0 | 0 | 0 | 0.0 | 0 | 0 | L | 33-35 |
| 09/24 | at Dolphins | S | 0 | 0 | 0.0 | 0 | 0 | 0 | 0 | 0.0 | 0 | 0 | L | 20-70 |
| 10/01 | at Bears | S | 0 | 0 | 0.0 | 0 | 0 | 0 | 0 | 0.0 | 0 | 0 | W | 31-28 |
| 10/08 | Jets | P | 4 | 26 | 6.5 | 12 | 1 | 0 | 0 | 0.0 | 0 | 0 | L | 21-31 |
| 10/12 | at Chiefs | S | 1 | 4 | 4.0 | 4 | 0 | 0 | 0 | 0.0 | 0 | 0 | L | 8-19 |
| 10/22 | Packers | S | 1 | 5 | 5.0 | 5 | 0 | 0 | 0 | 0.0 | 0 | 0 | W | 19-17 |
| 10/29 | Chiefs | S | 0 | 0 | 0.0 | 0 | 0 | 0 | 0 | 0.0 | 0 | 0 | W | 24-9 |
| 11/13 | at Bills | S | 2 | 15 | 7.5 | 9 | 0 | 0 | 0 | 0.0 | 0 | 0 | W | 24-22 |
| 11/19 | Vikings | S | 2 | 33 | 16.5 | 19 | 0 | 0 | 0 | 0.0 | 0 | 0 | W | 21-20 |
| 11/26 | Browns | P | 1 | 8 | 8.0 | 8t | 1 | 0 | 0 | 0.0 | 0 | 0 | W | 29-12 |
| 12/03 | at Texans | P | 1 | 6 | 6.0 | 6 | 0 | 0 | 0 | 0.0 | 0 | 0 | L | 17-22 |
| 12/10 | at Chargers | S | 2 | 19 | 9.5 | 10t | 1 | 0 | 0 | 0.0 | 0 | 0 | W | 24-7 |
| 12/16 | at Lions | S | 1 | 24 | 24.0 | 24 | 0 | 0 | 0 | 0.0 | 0 | 0 | L | 17-42 |
| 12/24 | Patriots | S | 0 | 0 | 0.0 | 0 | 0 | 0 | 0 | 0.0 | 0 | 0 | L | 23-26 |
| 12/31 | Chargers | S | 1 | 9 | 9.0 | 9 | 0 | 0 | 0 | 0.0 | 0 | 0 | W | 16-9 |
| 01/07 | at Raiders | P | 1 | 21 | 21.0 | 21 | 0 | 0 | 0 | 0.0 | 0 | 0 | L | 14-27 |
| 2023 TOTALS | | 17-12 | 22 | 204 | 9.3 | 24 | 3 | 0 | 0 | 0.0 | 0 | 0 | 8-9 | |





2024 GAME-BY-GAME REGULAR-SEASON STATISTICS (BRONCOS)

| DATE | OPPONENT | P/S | RECEIVING | | | | | RUSHING | | | | | W/L | SCORE |
|--------------------|---------------|--------------|-----------|------------|-------------|-----------|----------|----------|----------|------------|----------|----------|------------|-------|
| | | | NO. | YDS. | AVG. | LG | TD | NO. | YDS. | AVG. | LG | TD | | |
| 09/08 | at Seahawks | S | 0 | 0 | 0.0 | 0 | 0 | 0 | 0 | 0.0 | 0 | 0 | L | 20-26 |
| 09/15 | Steelers | S | 0 | 0 | 0.0 | 0 | 0 | 0 | 0 | 0.0 | 0 | 0 | L | 6-13 |
| 09/22 | at Buccaneers | S | 1 | 13 | 13.0 | 13 | 0 | 0 | 0 | 0.0 | 0 | 0 | W | 26-7 |
| 09/29 | at Jets | S | 0 | 0 | 0.0 | 0 | 0 | 0 | 0 | 0.0 | 0 | 0 | W | 10-9 |
| 10/06 | Raiders | S | 1 | 19 | 19.0 | 19 | 0 | 0 | 0 | 0.0 | 0 | 0 | W | 34-18 |
| 10/13 | Chargers | S | 0 | 0 | 0.0 | 0 | 0 | 0 | 0 | 0.0 | 0 | 0 | L | 16-23 |
| 10/17 | at Saints | P | 0 | 0 | 0.0 | 0 | 0 | 0 | 0 | 0.0 | 0 | 0 | W | 33-10 |
| 10/27 | Panthers | S | 4 | 85 | 21.3 | 37 | 1 | 0 | 0 | 0.0 | 0 | 0 | W | 28-14 |
| 11/03 | at Ravens | S | 1 | 4 | 4.0 | 4 | 0 | 0 | 0 | 0.0 | 0 | 0 | L | 10-41 |
| 11/10 | at Chiefs | S | 1 | 34 | 34.0 | 34 | 0 | 0 | 0 | 0.0 | 0 | 0 | L | 14-16 |
| 11/17 | Falcons | S | 0 | 0 | 0.0 | 0 | 0 | 0 | 0 | 0.0 | 0 | 0 | W | 38-6 |
| 11/24 | at Raiders | P | 1 | 3 | 3.0 | 3 | 0 | 0 | 0 | 0.0 | 0 | 0 | W | 29-19 |
| 12/02 | Browns | S | 0 | 0 | 0.0 | 0 | 0 | 0 | 0 | 0.0 | 0 | 0 | W | 41-32 |
| 12/15 | Colts | P | 2 | 20 | 10.0 | 13t | 1 | 0 | 0 | 0.0 | 0 | 0 | W | 31-13 |
| 2024 TOTALS | | 14-11 | 11 | 178 | 16.2 | 37 | 2 | 0 | 0 | 0.0 | 0 | 0 | 9-5 | |

2020 GAME-BY-GAME POSTSEASON STATISTICS (SAINTS)

| DATE | OPPONENT | P/S | RECEIVING | | | | | RUSHING | | | | | W/L | SCORE |
|--------------------|------------|------------|-----------|----------|------------|----------|----------|----------|----------|------------|----------|----------|------------|-------|
| | | | NO. | YDS. | AVG. | LG | TD | NO. | YDS. | AVG. | LG | TD | | |
| 01/10 | Bears | P | 1 | 4 | 4.0 | 4 | 0 | 0 | 0 | 0.0 | 0 | 0 | W | 21-9 |
| 01/17 | Buccaneers | P | 0 | 0 | 0.0 | 0 | 0 | 0 | 0 | 0.0 | 0 | 0 | L | 20-30 |
| 2020 TOTALS | | 2-0 | 1 | 4 | 4.0 | 4 | 0 | 0 | 0 | 0.0 | 0 | 0 | 1-1 | |





96 DL



EYIOMA
UWAZURIKE

HEIGHT/WEIGHT: 6-6 / 320

COLLEGE: Iowa State

BIRTHDAY: May. 6, 1998

BORN: Detroit, Mich.

NFL EXPERIENCE: 2nd YR

BRONCOS EXPERIENCE: 2nd YR

GP/GS: 11/0

ACQUIRED: D4b-'22

AT A GLANCE

- A second-year defensive lineman who has appeared in 11 games with the Broncos (2022, '24), tallying 25 tackles (12 solo), a half sack (1.5 yds.), one pass defended and a blocked field goal attempt.
- Recorded 144 tackles (70 solo), 15 sacks (104 yds.), three passes defended, two fumble recoveries and two blocked kicks during his five collegiate seasons (2017-21) at Iowa State University.
- Earned first-team All-Big 12 (2021), second-team Academic All-Big 12 (2021) and honorable mention All-Big 12 (2019-20) accolades during his collegiate career.
- Started all 13 games played in 2021, posting 42 tackles (16 solo), nine sacks (74 yds.), one pass defended and one blocked kick.
- Tallied 27 tackles (16 solo), three sacks (18 yds.), one pass defended and one blocked kick while starting all 12 games played in 2020.
- Opened all 13 games played in 2019, recording 32 tackles (19 solo), 1.5 sacks (8 yds.), one pass defended and two fumble recoveries (1 TD).
- Started 8-of-9 games played in 2018, collecting 27 tackles (12 solo) and one sack (1 yd.).
- Appeared in 13 games during his redshirt freshman season in 2017, totaling 16 tackles (7 solo) and one half sack (3 yds.).
- Prepped at Southfield-Lathrup High School in Lathrup Village, Mich., where he was a two-time team defensive MVP, a Detroit Free Press first-team All-North honoree and an Oakland Athletic Association All-Association selection during his tenure.
- Selected by the Broncos in the fourth round (116th overall) of the 2022 NFL Draft.

2024: Uwazurike has appeared in three games for Denver, recording eight tackles (1 solo) and a half sack (1.5 yds.)... Made his season debut and recorded four solo tackles vs. LAC (10/13)... Recorded first-career quarterback takedown with a half sack for 1.5 yds. (split with DT D.J. Jones) at L.V. (11/24).

2023: Uwazurike spent the entire season on the reserve/suspended list.

2022: Uwazurike appeared in eight games after being selected by the Broncos in the fourth round (116th overall) of the 2022 NFL Draft, tallying 17 tackles (11 solo), one pass defended and a blocked field goal attempt... Made his first NFL tackles after posting 3 assisted tackles at L.V. (10/2)... Tallied a career-high five tackles (4 solo) at Car. (11/27)... Recorded his first pass defended along with two tackles (1 solo) vs. Ari. (12/18)... Blocked a field goal attempt by Chiefs K Harrison Butker at the end of the first half at K.C. (1/1)... Made four tackles (3 solo) vs. LAC (1/8).

COLLEGE: Uwazurike recorded 144 tackles (70 solo), 15 sacks (104 yds.), three passes defended, two fumble recoveries and two blocked kicks during his five collegiate seasons (2017-21) at Iowa State University... Started all 13 games played during his final collegiate season at Iowa State University, earning first-team All-Big 12 accolades after posting 42 tackles (16 solo), nine sacks (74 yds.), one pass defended and one blocked kick... Ranked fourth in the Big 12 and 30th nationally in sacks (9)... Was an honorable mention All-Big 12 selection for the second consecutive season after starting all 12 games played in 2020, totaling 27 tackles (16 solo), three sacks (18 yds.), one pass defended and one blocked kick... Started all 13 games played in 2019, nabbing 32 tackles (19 solo), 1.5 sacks (8 yds.), one pass defended and two fumble recoveries... Named honorable mention All-Big 12 following the season... Led the team and ranked fifth in the Big 12 in fumble recoveries (2).

PERSONAL: Uwazurike attended Southfield-Lathrup High School in Lathrup Village, Mich., where he was named a Detroit Free Press first-team All-North honoree and an Oakland Athletic Association All-Association selection in 2015... Was a two-time team defensive MVP... Tallied 50 tackles, 12 TFL and six sacks as a senior... Majored in communication studies at Iowa State... Eyioma Uwazurike (pronounced: EN-yo-MAH OO-waz-zur-EE-kay) was born on May 6, 1998, in Detroit.





Transactions

Signed by Denver as a draft choice 6/23/22.

REGULAR SEASON COMPARISON: DEFENSIVE - LOS ANGELES CHARGERS

| DATE | OPP | W/L | GP/GS | TACKLES | | | | | | | MISC | | | | | |
|---------------|-------------|------------|------------|----------|----------|----------|------------|------------|----------|----------|----------|----------|----------|----------|----------|----------|
| | | | | TOT | SOLO | ASST | SACK | YDS. | INT | TFL | PD | QBH | TD | FF | FR | |
| 1/8/23 | DEN vs. LAC | W | P | 4 | 3 | 1 | 0.0 | 0.0 | 0 | 0 | 0 | 0 | 1 | 0 | 0 | 0 |
| 10/13/24 | DEN vs. LAC | L | P | 4 | 0 | 4 | 0.0 | 0.0 | 0 | 0 | 0 | 0 | 0 | 0 | 0 | 0 |
| TOTALS | | 1/1 | 2/0 | 8 | 3 | 5 | 0.0 | 0.0 | 0 | 0 | 0 | 0 | 1 | 0 | 0 | 0 |

Eyioma Uwazurike's NFL Regular Season Defensive Statistics

| DATE | TEAM | GP | GS | TACKLES | | | | | | | INTERCEPTIONS | | | | | O. FUMB | | | | | ST | | | | MISC | | | | | | | |
|-------------------|---------|-----------|----------|-----------|-----------|-----------|----------|----------|------------|------------|---------------|----------|----------|----------|----------|----------|----------|----------|----------|----------|----------|----------|----------|----------|----------|----------|----------|----------|----------|----------|----------|---|
| | | | | TK | S | A | TFL | YDS | SK | YDS | QBH | NO | YDS | LG | TD | PD | FF | FR | TD | YDS | TK | S | A | FF | FR | S | A | | | | | |
| 2022 | Broncos | 8 | 0 | 17 | 11 | 6 | 0 | 0 | 0.0 | 0.0 | 2 | 0 | 0 | 0 | 0 | 1 | 0 | 0 | 0 | 0 | 0 | 0 | 0 | 0 | 0 | 0 | 0 | 0 | 0 | 0 | 0 | 0 |
| 2023 | Broncos | 0 | 0 | 0 | 0 | 0 | 0 | 0 | 0.0 | 0.0 | 0 | 0 | 0 | 0 | 0 | 0 | 0 | 0 | 0 | 0 | 0 | 0 | 0 | 0 | 0 | 0 | 0 | 0 | 0 | 0 | 0 | |
| 2024 | Broncos | 3 | 0 | 8 | 1 | 7 | 0 | 0 | 0.5 | 1.5 | 1 | 0 | 0 | 0 | 0 | 0 | 0 | 0 | 0 | 0 | 0 | 0 | 0 | 0 | 0 | 0 | 0 | 0 | 0 | 0 | 0 | |
| NFL TOTALS | | 11 | 0 | 25 | 12 | 13 | 0 | 0 | 0.5 | 1.5 | 3 | 0 | 0 | 0 | 0 | 1 | 0 | 0 | 0 | 0 | 0 | 0 | 0 | 0 | 0 | 0 | 0 | 0 | 0 | 0 | 0 | |

SINGLE-GAME HIGHS: DEFENSIVE

- Total Tackles** 5 at Carolina Panthers, Nov 27, 2022
- 4 vs. Los Angeles Chargers, Oct 13, 2024
- 4 vs. Los Angeles Chargers, Jan 08, 2023
- 3 at Baltimore Ravens, Nov 03, 2024
- 3 vs. Indianapolis Colts, Oct 06, 2022
- Solo Tackles** 4 at Carolina Panthers, Nov 27, 2022
- 3 vs. Los Angeles Chargers, Jan 08, 2023
- 2 at Los Angeles Rams, Dec 25, 2022
- 1 at Baltimore Ravens, Nov 03, 2024
- 1 vs. Arizona Cardinals, Dec 18, 2022
- ...1 more at 1.
- Sacks** 0.5 at Las Vegas Raiders, Nov 24, 2024






2023 GAME-BY-GAME REGULAR-SEASON STATISTICS (BRONCOS)

| DATE | OPPONENT | P/S | TACKLES | | | | | | INTERCEPTIONS | | | | O. FUMB | | | | ST | | | | MISC | | | | SCORE | | | |
|--------------------|-------------|-----|----------|----------|----------|----------|----------|----------|---------------|----------|----------|----------|----------|----------|----------|----------|----------|----------|----------|----------|----------|----------|----------|----------|----------|----------|----------|------------|
| | | | TK | S | A | SK | YDS | TFL | YDS | QBH | NO | YDS | LG | TD | PD | FF | FR | TD | YDS | TK | S | A | FF | FR | | S | A | W/L |
| 09/10 | Raiders | | | | | | | | | | | | | | | | | | | | | | | | | L | 16-17 | |
| 09/17 | Commanders | | | | | | | | | | | | | | | | | | | | | | | | | L | 33-35 | |
| 09/24 | at Dolphins | | | | | | | | | | | | | | | | | | | | | | | | | L | 20-70 | |
| 10/01 | at Bears | | | | | | | | | | | | | | | | | | | | | | | | | W | 31-28 | |
| 10/08 | Jets | | | | | | | | | | | | | | | | | | | | | | | | | L | 21-31 | |
| 10/12 | at Chiefs | | | | | | | | | | | | | | | | | | | | | | | | | L | 8-19 | |
| 10/22 | Packers | | | | | | | | | | | | | | | | | | | | | | | | | W | 19-17 | |
| 10/29 | Chiefs | | | | | | | | | | | | | | | | | | | | | | | | | W | 24-9 | |
| 11/13 | at Bills | | | | | | | | | | | | | | | | | | | | | | | | | W | 24-22 | |
| 11/19 | Vikings | | | | | | | | | | | | | | | | | | | | | | | | | W | 21-20 | |
| 11/26 | Browns | | | | | | | | | | | | | | | | | | | | | | | | | W | 29-12 | |
| 12/03 | at Texans | | | | | | | | | | | | | | | | | | | | | | | | | L | 17-22 | |
| 12/10 | at Chargers | | | | | | | | | | | | | | | | | | | | | | | | | W | 24-7 | |
| 12/16 | at Lions | | | | | | | | | | | | | | | | | | | | | | | | | L | 17-42 | |
| 12/24 | Patriots | | | | | | | | | | | | | | | | | | | | | | | | | L | 23-26 | |
| 12/31 | Chargers | | | | | | | | | | | | | | | | | | | | | | | | | W | 16-9 | |
| 01/07 | at Raiders | | | | | | | | | | | | | | | | | | | | | | | | | L | 14-27 | |
| 2023 TOTALS | | | 0 | 0 | 0 | 0 | 0 | 0 | 0 | 0 | 0 | 0 | 0 | 0 | 0 | 0 | 0 | 0 | 0 | 0 | 0 | 0 | 0 | 0 | 0 | 0 | 0 | 8-9 |

2024 GAME-BY-GAME REGULAR-SEASON STATISTICS (BRONCOS)

| DATE | OPPONENT | P/S | TACKLES | | | | | | INTERCEPTIONS | | | | O. FUMB | | | | ST | | | | MISC | | | | SCORE | | | |
|--------------------|---------------|-----|----------|----------|----------|----------|----------|------------|---------------|----------|----------|----------|----------|----------|----------|----------|----------|----------|----------|----------|----------|----------|----------|----------|----------|----------|----------|------------|
| | | | TK | S | A | SK | YDS | TFL | YDS | QBH | NO | YDS | LG | TD | PD | FF | FR | TD | YDS | TK | S | A | FF | FR | | S | A | W/L |
| 09/08 | at Seahawks | | | | | | | | | | | | | | | | | | | | | | | | | | L | 20-26 |
| 09/15 | Steelers | | | | | | | | | | | | | | | | | | | | | | | | | | L | 6-13 |
| 09/22 | at Buccaneers | | | | | | | | | | | | | | | | | | | | | | | | | | W | 26-7 |
| 09/29 | at Jets | | | | | | | | | | | | | | | | | | | | | | | | | | W | 10-9 |
| 10/06 | Raiders | | | | | | | | | | | | | | | | | | | | | | | | | | W | 34-18 |
| 10/13 | Chargers | P | 4 | 0 | 4 | 0.0 | 0.0 | 0 | 0 | 0 | 0 | 0 | 0 | 0 | 0 | 0 | 0 | 0 | 0 | 0 | 0 | 0 | 0 | 0 | 0 | 0 | L | 16-23 |
| 10/17 | at Saints | | | | | | | | | | | | | | | | | | | | | | | | | | W | 33-10 |
| 10/27 | Panthers | | | | | | | | | | | | | | | | | | | | | | | | | | W | 28-14 |
| 11/03 | at Ravens | P | 3 | 1 | 2 | 0.0 | 0.0 | 0 | 0 | 0 | 0 | 0 | 0 | 0 | 0 | 0 | 0 | 0 | 0 | 0 | 0 | 0 | 0 | 0 | 0 | 0 | L | 10-41 |
| 11/10 | at Chiefs | | | | | | | | | | | | | | | | | | | | | | | | | | L | 14-16 |
| 11/17 | Falcons | | | | | | | | | | | | | | | | | | | | | | | | | | W | 38-6 |
| 11/24 | at Raiders | P | 1 | 0 | 1 | 0.5 | 1.5 | 0 | 0 | 1 | 0 | 0 | 0 | 0 | 0 | 0 | 0 | 0 | 0 | 0 | 0 | 0 | 0 | 0 | 0 | 0 | W | 29-19 |
| 12/02 | Browns | | | | | | | | | | | | | | | | | | | | | | | | | | W | 41-32 |
| 12/15 | Colts | | | | | | | | | | | | | | | | | | | | | | | | | | W | 31-13 |
| 2024 TOTALS | | | 3 | 0 | 8 | 1 | 7 | 0.5 | 1.5 | 0 | 0 | 1 | 0 | 0 | 0 | 0 | 0 | 0 | 0 | 0 | 0 | 0 | 0 | 0 | 0 | 0 | 0 | 9-5 |





17 WR



DEVAUGHN
VELE

HEIGHT/WEIGHT: 6-5 / 210

COLLEGE: Utah

BIRTHDAY: Dec. 12, 1997

BORN: San Diego

NFL EXPERIENCE: R

BRONCOS EXPERIENCE: R

GP/GS: 10/6

ACQUIRED: D7a-'24

AT A GLANCE

A rookie wide receiver who has appeared in 10 games (6 starts) with Denver (2024), recording 33 receptions for 377 yards (11.4 avg.) with one touchdown.

Appeared in 47 games (28 starts) over five seasons at the University of Utah (2019-23), recording 123 catches for 1,689 yards (13.7 avg.) with nine touchdowns.

- Also returned 27 punts for 273 yards (10.1 avg.) and one kickoff for 21 yards at Utah.
- Led the Utes with 43 receptions for 593 yards (13.8 avg.) with three touchdowns in 2023 in 10 games (9 starts).
- Was named Pac-12 All-Conference honorable mention in 2022 after starting 12-of-14 games played at Utah and ranking second on the team in receptions (55) and receiving yards (695) with five touchdowns.
- Joined the Utes originally as a walk-on in 2019 before earning a scholarship in 2020.
- Prepped at Rancho Bernardo High School in San Diego, winning the 2015 CIF Division III-A state title.
- Selected by the Broncos in the seventh round (235th overall) of the 2024 NFL Draft.

2024: Vele made his NFL debut in Week 1 at Sea. (9/8), catching eight passes for 39 yards (4.9 avg.)... His eight receptions in were tied for the second-most by a Bronco making his NFL debut, behind only former Broncos WR Eddie Royal (9) in 2008 (at Oak., 9/8)... Caught a team-high-tying four passes for 78 yards (19.5 avg.) vs. LAC (10/13)... Recorded his first career touchdown after catching four passes for 39 yards (9.8 avg.) with one touchdown at K.C. (11/10)... Caught four passes for 66 yards (16.5 avg.) vs. Atl. (11/17)... Set a career high with 80 receiving yards on six receptions (13.3 avg.) at L.V. (11/24).

COLLEGE: Vele appeared in 47 games (28 starts) over five seasons at the University of Utah (2019-23), recording 123 catches for 1,689 yards (13.7 avg.) with nine touchdowns... Started 9-of-10 games played, recording a team-high 43 receptions for 593 yards (13.8 avg.) with three touchdowns... Also added one kick return for 21 yards and completed 1-of-3 pass attempts for six yards... Recorded a career-high 145 receiving yards on five catches, including a career-long 68-yard reception, at Washington (11/11)... Was named Pac-12 All-Conference honorable mention after starting 12-of-14 games played, ranking second on the team in receptions (55) and receiving yards (695) along with five touchdowns... Also returned 26 punts for 246 yards (9.5 avg.)... Made at least three receptions in 10 of Utah's 14 games... Notched the first 100-yard performance of his career after recording five receptions for 100 yards vs. Penn State in the Rose Bowl Game (1/2).. Appeared in all 14 games, making seven starts... Totaled two special teams tackles... Recorded 23 catches for 289 yards with one touchdown... Recorded two receptions for 33 yards vs. Ohio State in the Rose Bowl Game (1/1)... Earned a scholarship in 2020 and played in all five games during the COVID-19 shortened season... Recorded two catches for 12 yards... Joined the Utes as a walk-on before redshirting the 2019 season... Appeared in four games and made his first career start vs. Colorado (11/30) in the regular-season finale... Recorded one special teams tackle.

PERSONAL: Vele attended Rancho Bernardo High School in San Diego, where he was named 2015 Cal-Hi Sports All-State All-Academic first team... Recorded 52 receptions for 980 yards with 11 touchdowns as a senior in 2016... Helped lead Rancho Bernardo to the 2015 CIF Division III-A state title after recording 126 yards with two touchdowns and one interception in the state title game... Devaughn Vele was born on Dec. 12, 1997, in San Diego.

Transactions

Signed by Denver as a draft pick 5/10/24.





REGULAR SEASON COMPARISON: RECEIVING - LOS ANGELES CHARGERS

| DATE | OPP | W/L | GP/GS | REC | YDS. | AVG. | TD | LG | TGTS | YAC |
|---------------|-------------|-----|----------------|----------|-----------|-------------|----------|-----------|----------|-----------|
| 10/13/24 | DEN vs. LAC | L | S | 4 | 78 | 19.5 | 0 | 37 | 6 | 26 |
| TOTALS | | | 0/1 1/1 | 4 | 78 | 19.5 | 0 | 37 | 6 | 26 |

Devaughn Vele's NFL Regular Season Rushing/Receiving Statistics

| DATE | TEAM | RECEIVING | | | | | | | RUSHING | | | | |
|-------------------|---------|-----------|----------|-----------|------------|-------------|-----------|----------|----------|----------|------------|----------|----------|
| | | GP | GS | NO. | YDS. | AVG. | LG | TD | NO. | YDS. | AVG. | LG | TD |
| 2024 | Broncos | 10 | 6 | 33 | 377 | 11.4 | 37 | 1 | 0 | 0 | 0.0 | 0 | 0 |
| NFL TOTALS | | 10 | 6 | 33 | 377 | 11.4 | 37 | 1 | 0 | 0 | 0.0 | 0 | 0 |

Devaughn Vele's NFL Regular Season Return Statistics

| DATE | TEAM | KICKOFF RETURNS | | | | | PUNT RETURNS | | | | | |
|-------------------|---------|-----------------|----------|------------|----------|----------|--------------|----------|----------|------------|----------|----------|
| | | RET. | YDS. | AVG. | LG | TD | NO. | FC | YDS. | AVG. | LG | TD |
| 2024 | Broncos | 0 | 0 | 0.0 | 0 | 0 | 0 | 0 | 0 | 0.0 | 0 | 0 |
| NFL TOTALS | | 0 | 0 | 0.0 | 0 | 0 | 0 | 0 | 0 | 0.0 | 0 | 0 |

SINGLE-GAME HIGHS: RECEIVING

- Receptions**
 - 8 at Seattle Seahawks, Sep 08, 2024
 - 6 at Las Vegas Raiders, Nov 24, 2024
 - 4 vs. Atlanta Falcons, Nov 17, 2024
 - 4 at Kansas City Chiefs, Nov 10, 2024
 - 4 vs. Los Angeles Chargers, Oct 13, 2024
- Receiving Yards**
 - 80 at Las Vegas Raiders, Nov 24, 2024
 - 78 vs. Los Angeles Chargers, Oct 13, 2024
 - 66 vs. Atlanta Falcons, Nov 17, 2024
 - 39 at Kansas City Chiefs, Nov 10, 2024
 - 39 at Seattle Seahawks, Sep 08, 2024
- Receiving Average**
 - 19.5 vs. Los Angeles Chargers, Oct 13, 2024
 - 16.5 vs. Atlanta Falcons, Nov 17, 2024
 - 13.3 at Las Vegas Raiders, Nov 24, 2024
 - 9.8 at Kansas City Chiefs, Nov 10, 2024
 - 9.3 vs. Carolina Panthers, Oct 27, 2024
- Longest Receptions**
 - 37 vs. Los Angeles Chargers, Oct 13, 2024
 - 33 vs. Atlanta Falcons, Nov 17, 2024
 - 24 at Las Vegas Raiders, Nov 24, 2024
 - 23 at Las Vegas Raiders, Nov 24, 2024
 - 20 at New Orleans Saints, Oct 17, 2024
 - ...1 more at 20.
- Receiving TDs**
 - 1 at Kansas City Chiefs, Nov 10, 2024
- All-Purpose Yards**
 - 80 at Las Vegas Raiders, Nov 24, 2024
 - 78 vs. Los Angeles Chargers, Oct 13, 2024
 - 66 vs. Atlanta Falcons, Nov 17, 2024
 - 39 at Kansas City Chiefs, Nov 10, 2024
 - 39 at Seattle Seahawks, Sep 08, 2024
- Most TDs**
 - 1 at Kansas City Chiefs, Nov 10, 2024
- Scrimmage Yards**
 - 80 at Las Vegas Raiders, Nov 24, 2024
 - 78 vs. Los Angeles Chargers, Oct 13, 2024
 - 66 vs. Atlanta Falcons, Nov 17, 2024
 - 39 at Kansas City Chiefs, Nov 10, 2024
 - 39 at Seattle Seahawks, Sep 08, 2024






2024 GAME-BY-GAME REGULAR-SEASON STATISTICS (BRONCOS)

| DATE | OPPONENT | P/S | RECEIVING | | | | | RUSHING | | | | | W/L | SCORE |
|--------------------|---------------|-------------|------------------|------------|-------------|-----------|----------|----------|----------|------------|----------|----------|------------|-------|
| | | | NO. | YDS. | AVG. | LG | TD | NO. | YDS. | AVG. | LG | TD | | |
| 09/08 | at Seahawks | P | 8 | 39 | 4.9 | 9 | 0 | 0 | 0 | 0.0 | 0 | 0 | L | 20-26 |
| 09/15 | Steelers | | ON INACTIVE LIST | | | | | | | | | | L | 6-13 |
| 09/22 | at Buccaneers | | ON INACTIVE LIST | | | | | | | | | | W | 26-7 |
| 09/29 | at Jets | | ON INACTIVE LIST | | | | | | | | | | W | 10-9 |
| 10/06 | Raiders | | ON INACTIVE LIST | | | | | | | | | | W | 34-18 |
| 10/13 | Chargers | S | 4 | 78 | 19.5 | 37 | 0 | 0 | 0 | 0.0 | 0 | 0 | L | 16-23 |
| 10/17 | at Saints | S | 1 | 20 | 20.0 | 20 | 0 | 0 | 0 | 0.0 | 0 | 0 | W | 33-10 |
| 10/27 | Panthers | P | 3 | 28 | 9.3 | 16 | 0 | 0 | 0 | 0.0 | 0 | 0 | W | 28-14 |
| 11/03 | at Ravens | P | 2 | 11 | 5.5 | 6 | 0 | 0 | 0 | 0.0 | 0 | 0 | L | 10-41 |
| 11/10 | at Chiefs | S | 4 | 39 | 9.8 | 13 | 1 | 0 | 0 | 0.0 | 0 | 0 | L | 14-16 |
| 11/17 | Falcons | S | 4 | 66 | 16.5 | 33 | 0 | 0 | 0 | 0.0 | 0 | 0 | W | 38-6 |
| 11/24 | at Raiders | S | 6 | 80 | 13.3 | 24 | 0 | 0 | 0 | 0.0 | 0 | 0 | W | 29-19 |
| 12/02 | Browns | P | 1 | 16 | 16.0 | 16 | 0 | 0 | 0 | 0.0 | 0 | 0 | W | 41-32 |
| 12/15 | Colts | S | 0 | 0 | 0.0 | 0 | 0 | 0 | 0 | 0.0 | 0 | 0 | W | 31-13 |
| 2024 TOTALS | | 10-6 | 33 | 377 | 11.4 | 37 | 1 | 0 | 0 | 0.0 | 0 | 0 | 9-5 | |





39 CB



LEVI WALLACE

HEIGHT/WEIGHT: 6-0 / 179

COLLEGE: Alabama

BIRTHDAY: Jun. 12, 1995

BORN: Tucson, Ariz.

NFL EXPERIENCE: 7th YR

BRONCOS EXPERIENCE: 1st YR

GP/GS: 96/72

ACQUIRED: UFA (Pit.)-'24

AT A GLANCE

- 👉 A seventh-year cornerback from the University of Alabama who has appeared in 96 career regular-season games (72 starts) and six postseason contests (5 starts) with Buffalo (2018-21), Pittsburgh (2022-23) and Denver (2024).
- 👉 Recorded 333 tackles (256 solo), 12 interceptions (37 yds.), 56 passes defended and one fumble recovery in the regular season.
- 👉 Notched 24 tackles (16 solo), one sack (11 yds.), one interception, one pass defended and one forced fumble in six postseason games.
- 👉 Has totaled the third-most interceptions (12) and tied for the fourth-most passes defended (55) among active undrafted cornerbacks since 2018.
- 👉 Started the third-most games (70) among all undrafted cornerbacks in his first six career seasons since 1970.
- 👉 Tallied 38 tackles (32 solo), two interceptions and 11 passes defended in 16 games (9 starts) in 2023 with Pittsburgh.
- 👉 In 2022, played in 15 games (9 starts) in his first season in Pittsburgh and totaled career highs with four interceptions (6 yds.) and 13 passes defended along with 48 tackles (33 solo).
- 👉 Recovered his first career fumble in addition to recording 58 tackles (47 solo), two interceptions (29 yds.) and 10 passes defended in 17 starts in 2021.
- 👉 Started 12 games in 2020 and produced 48 tackles (34 solo), two interceptions and eight passes defended.
- 👉 In 2019, totaled a career-high 76 tackles (66 solo), two interceptions (2 yds.) and nine passes defended in 16 starts.
- 👉 Originally walked on at the University of Alabama (2014-17) and totaled 59 tackles (38 solo), two sacks (18 yds.), three interceptions (66 yds, 1 TD) and 20 passes defended in 25 games (13 starts).
- 👉 Signed by the Broncos as an unrestricted free agent (Pittsburgh) on April 22, 2024.
- 👉 Entered the NFL with Buffalo as a college free agent on May 11, 2018.

2024: Wallace has appeared in 13 games (2 start) for Denver, recording 20 tackles (15 solo) and one pass defended... Made his Broncos debut at Sea. (9/8)... Recorded one solo tackle and one pass defended vs. LAC (10/13)... Made first start as a Bronco and tallied eight tackles (7 solo) at N.O. (10/17)... Started and recorded eight tackles (5 solo) and one pass defended vs. Cle. (12/2).

2023: Wallace tallied 38 tackles (32 solo), two interceptions and 11 passes defended in 16 games (9 starts)... Made five solo tackles vs. Cle. (9/18)... Recorded his first career multi-interception game after totaling two picks, a career-high four passes defended and six tackles (4 solo) at L.V. (9/24)... Broke up two passes and made four solo tackles at Hou. (10/1)... Tallied two passes defended vs. Ten. (11/2)... Registered five solo tackles vs. Cin. (12/23)... Assisted on one tackle in the AFC Wild Card Round at Buf. (1/15).

2022: Wallace played in 15 games (9 starts) during his first season in Pittsburgh, totaling career highs with four interceptions (6 yds.) and 13 passes defended along with 48 tackles (33 solo)... Broke up two passes—including one interception—and made three tackles (2 solo) at Buf. (10/9)... Intercepted one pass and recorded three passes defended in addition to making five solo tackles vs. N.O. (11/13)... Tallied four tackles (3 solo), two passes defended and intercepted one pass (3 yds.) for the second consecutive game vs. Cin. (11/20)... Produced five tackles (3 solo) and two passes defended at Ind. (11/28)... Totaled six tackles (3 solo) at Atl. (12/4)... Assisted on one tackle and intercepted one pass (3 yds.) vs. Cle. (1/8).

2021: Wallace recovered his first career fumble in addition to recording 58 tackles (47 solo), two interceptions (29 yds.) and 10 passes defended in 17 starts... Also registered 11 tackles (8 solo), one interception and one pass defended in two starts in the postseason... Intercepted one pass and returned it for 14 yards while also defending two passes and making two solo tackles at Mia. (9/19)... Made six tackles (5 solo) at K.C. (10/10)... Broke up one pass and recorded five solo tackles vs. Mia. (10/31)... Recovered one fumble, broke up one pass and made seven tackles (6 solo) at Jac. (11/7)... Made two solo tackles and intercepted one pass (15 yds.) at NYJ (11/14)... Produced four solo tackles and one pass defended vs. Car. (12/19)... Broke up one pass and made five tackles (3 solo) vs. Atl. (1/2)... Tallied five tackles (4 solo) and intercepted his first career pass in the postseason in a win in the AFC Wild Card Round vs. N.E. (1/15)... Totaled six tackles (4 solo)—including one tackle for loss—in the AFC Divisional Round at K.C. (1/23).





2020: Wallace started 12 games and produced 48 tackles (34 solo), two interceptions and eight passes defended... Also started all three playoff games, totaling 12 tackles (8 solo), one sack (11 yds.) and one forced fumble... Set a career-high 10 tackles (7 solo) and also broke up one pass at Mia. (9/20)... Intercepted one pass and made nine tackles (6 solo) vs. LAR (9/27)... Totaled seven tackles (3 solo) vs. LAC (11/29)... Tied his career high with 10 tackles (7 solo) at S.F. (12/7)... Intercepted his second pass of the season and also totaled three passes defended vs. Pit. (12/13)... Started his first career postseason game in the AFC Wild Card Round vs. Ind. (1/9), racking up three solo tackles and forced one fumble... Recorded his first career sack of 11 yards along with six tackles (3 solo) in the AFC Divisional Round vs. Bal. (1/16)... Made three tackles (2 solo) in the AFC Championship Game at K.C. (1/24).

2019: Wallace totaled a career-high 76 tackles (66 solo), two interceptions (2 yds.) and nine passes defended in 16 starts... Tallied two passes defended and five tackles (4 solo) in the season opener at NYJ (9/8)... Set a season-high eight solo tackles along with one pass defended at NYG (9/15)... Broke up one pass and made six tackles (4 solo) vs. N.E. (9/29)... Made seven solo tackles and broke up one pass vs. Mia. (10/20)... Tied his season-high eight tackles (7 solo) at Cle. (11/10)... Totaled six tackles (5 solo) and one pass defended at Dal. (11/28)... Recorded his first career interception along with one pass defended and six tackles (5 solo) at Pit. (12/15)... Made his second career interception (2 yds.) and also totaled two solo tackles vs. NYJ (12/29).

2018: Wallace appeared in the final seven games of the season after signing with Buffalo as a college free agent... Competed on the Bills' practice squad the first nine games of the season... Finished the season with 37 tackles (24 solo) and three passes defended... Made his NFL debut and first career start at NYJ (11/11), assisting on one tackle and breaking up one pass... Tallied five tackles (4 solo) vs. Jac. (11/25)... Registered one pass defended and six tackles (5 solo) vs. NYJ (12/9)... Made six tackles (3 solo)—including one tackle for loss—vs. Det. (12/16)... Recorded a season-high eight tackles (4 solo) at N.E. (12/23)... Broke up one pass and made seven tackles (6 solo) vs. Mia. (12/30).

COLLEGE: Wallace originally walked on at the University of Alabama and played in Tuscaloosa for four seasons (2014-17)... Totaled 59 tackles (38 solo), two sacks (18 yds.), three interceptions (66 yds, 1 TD) and 20 passes defended in 25 games (13 starts) with the Crimson Tide... Was named second-team All-SEC by the Associated Press in 2017 after totaling 48 tackles (31 solo), 4.5 tackles for loss (22yds.), two sacks (18 yds.), three interceptions (66 yds., 1 TD) and 18 passes defended in 14 games (13 starts)... Appeared in 11 contests in 2016, producing 11 tackles (7 solo) and two passes defended.

PERSONAL: Wallace played wide receiver and defensive back at Tucson (Ariz.) High School... Also competed in track and field... Levi Wallace was born June 12, 1995 in Tucson, Ariz.

Transactions

Signed by Buffalo as a college free agent 5/11/18; Waived by Buffalo 9/1/18; Signed by Buffalo (practice squad) 9/2/18; Signed by Buffalo (active roster) 11/6/18; Re-Signed by Buffalo 4/2/20; Re-signed by Buffalo 3/26/21; Signed by Pittsburgh 3/17/22; Signed by Denver 4/22/24.

REGULAR SEASON COMPARISON: DEFENSIVE - LOS ANGELES CHARGERS

| DATE | OPP | W/L | GP/GS | TACKLES | | | | | | | MISC | | | | |
|---------------|-------------|------------|------------|----------|----------|----------|------------|------------|----------|----------|----------|----------|----------|----------|----------|
| | | | | TOT | SOLO | ASST | SACK | YDS. | INT | TFL | PD | QBH | TD | FF | FR |
| 11/29/20 | BUF vs. LAC | W | S | 7 | 3 | 4 | 0.0 | 0.0 | 0 | 0 | 0 | 0 | 0 | 0 | 0 |
| 10/13/24 | DEN vs. LAC | L | P | 1 | 1 | 0 | 0.0 | 0.0 | 0 | 0 | 1 | 0 | 0 | 0 | 0 |
| TOTALS | | 1/1 | 2/1 | 8 | 4 | 4 | 0.0 | 0.0 | 0 | 0 | 1 | 0 | 0 | 0 | 0 |





Levi Wallace's NFL Regular Season Defensive Statistics

| DATE | TEAM | GP | GS | TACKLES | | | | | | | INTERCEPTIONS | | | | | | O. FUMB | | | ST | | | | MISC | | | | |
|-------------------|----------|-----------|-----------|------------|------------|-----------|----------|-----------|------------|------------|---------------|-----------|-----------|-----------|----------|-----------|----------|----------|----------|----------|----------|----------|----------|----------|----------|----------|----------|----------|
| | | | | TK | S | A | TFL | YDS | SK | YDS | QBH | NO | YDS | LG | TD | PD | FF | FR | TD | YDS | TK | S | A | FF | FR | S | A | |
| 2018 | Bills | 7 | 7 | 37 | 24 | 13 | 1 | 1 | 0.0 | 0.0 | 1 | 0 | 0 | 0 | 0 | 3 | 0 | 0 | 0 | 0 | 0 | 0 | 0 | 0 | 0 | 0 | 0 | 0 |
| 2019 | Bills | 16 | 16 | 76 | 66 | 10 | 4 | 4 | 0.0 | 0.0 | 0 | 2 | 2 | 2 | 0 | 9 | 0 | 0 | 0 | 0 | 0 | 0 | 0 | 0 | 0 | 0 | 0 | 0 |
| 2020 | Bills | 12 | 12 | 48 | 34 | 14 | 1 | 2 | 0.0 | 0.0 | 1 | 2 | 0 | 0 | 0 | 8 | 0 | 0 | 0 | 0 | 0 | 0 | 0 | 0 | 0 | 0 | 0 | 0 |
| 2021 | Bills | 17 | 17 | 58 | 47 | 11 | 1 | 4 | 0.0 | 0.0 | 0 | 2 | 29 | 15 | 0 | 10 | 0 | 1 | 0 | 0 | 0 | 0 | 0 | 0 | 0 | 0 | 0 | 0 |
| 2022 | Steelers | 15 | 9 | 48 | 33 | 15 | 0 | 0 | 0.0 | 0.0 | 0 | 4 | 6 | 3 | 0 | 13 | 0 | 0 | 0 | 0 | 0 | 0 | 0 | 0 | 0 | 0 | 0 | 0 |
| 2023 | Steelers | 16 | 9 | 38 | 32 | 6 | 0 | 0 | 0.0 | 0.0 | 0 | 2 | 0 | 0 | 0 | 11 | 0 | 0 | 0 | 0 | 0 | 0 | 0 | 0 | 0 | 0 | 0 | 0 |
| 2024 | Broncos | 13 | 2 | 28 | 20 | 8 | 0 | 0 | 0.0 | 0.0 | 0 | 0 | 0 | 0 | 0 | 2 | 0 | 0 | 0 | 0 | 0 | 0 | 0 | 0 | 0 | 0 | 0 | 0 |
| NFL TOTALS | | 96 | 72 | 333 | 256 | 77 | 7 | 11 | 0.0 | 0.0 | 2 | 12 | 37 | 15 | 0 | 56 | 0 | 1 | 0 | 0 | 0 | 0 | 0 | 0 | 0 | 0 | 0 | 0 |

Levi Wallace's NFL Postseason Defensive Statistics

| DATE | TEAM | GP | GS | TACKLES | | | | | | | INTERCEPTIONS | | | | | | O. FUMB | | | ST | | | | MISC | | | | |
|-------------------|----------|----------|----------|-----------|-----------|----------|----------|-----------|------------|-------------|---------------|----------|----------|----------|----------|----------|----------|----------|----------|----------|----------|----------|----------|----------|----------|----------|----------|----------|
| | | | | TK | S | A | TFL | YDS | SK | YDS | QBH | NO | YDS | LG | TD | PD | FF | FR | TD | YDS | TK | S | A | FF | FR | S | A | |
| 2019 | Bills | 0 | 0 | 0 | 0 | 0 | 0 | 0 | 0.0 | 0.0 | 0 | 0 | 0 | 0 | 0 | 0 | 0 | 0 | 0 | 0 | 0 | 0 | 0 | 0 | 0 | 0 | 0 | 0 |
| 2020 | Bills | 3 | 3 | 12 | 8 | 4 | 2 | 11 | 1.0 | 11.0 | 1 | 0 | 0 | 0 | 0 | 1 | 0 | 0 | 0 | 0 | 0 | 0 | 0 | 0 | 0 | 0 | 0 | 0 |
| 2021 | Bills | 2 | 2 | 11 | 8 | 3 | 1 | 2 | 0.0 | 0.0 | 0 | 1 | 0 | 0 | 0 | 1 | 0 | 0 | 0 | 0 | 0 | 0 | 0 | 0 | 0 | 0 | 0 | 0 |
| 2023 | Steelers | 1 | 0 | 1 | 0 | 1 | 0 | 0 | 0.0 | 0.0 | 0 | 0 | 0 | 0 | 0 | 0 | 0 | 0 | 0 | 0 | 0 | 0 | 0 | 0 | 0 | 0 | 0 | 0 |
| NFL TOTALS | | 6 | 5 | 24 | 16 | 8 | 3 | 13 | 1.0 | 11.0 | 1 | 1 | 0 | 0 | 0 | 1 | 1 | 0 | 0 | 0 | 0 | 0 | 0 | 0 | 0 | 0 | 0 | 0 |

SINGLE-GAME HIGHS: DEFENSIVE

- Total Tackles** 10 at San Francisco 49ers, Dec 07, 2020
10 at Miami Dolphins, Sep 20, 2020
9 vs. Los Angeles Rams, Sep 27, 2020
8 vs. Cleveland Browns, Dec 02, 2024
8 at New Orleans Saints, Oct 17, 2024
...3 more at 8.
- Solo Tackles** 8 at New York Giants, Sep 15, 2019
7 at New Orleans Saints, Oct 17, 2024
7 at San Francisco 49ers, Dec 07, 2020
7 at Miami Dolphins, Sep 20, 2020
...2 more at 7.
- Passes Defensed** 4 at Las Vegas Raiders, Sep 24, 2023
3 vs. New Orleans Saints, Nov 13, 2022
3 vs. Pittsburgh Steelers, Dec 13, 2020
2 vs. Tennessee Titans, Nov 02, 2023
2 at Houston Texans, Oct 01, 2023
...5 more at 2.
- Fumble Recoveries** 1 at Jacksonville Jaguars, Nov 07, 2021

- Tackles For Loss** 1 at Jacksonville Jaguars, Nov 07, 2021
1 vs. New York Jets, Sep 13, 2020
1 at New England Patriots, Dec 21, 2019
...4 more at 1.
- Interceptions** 2 at Las Vegas Raiders, Sep 24, 2023
1 vs. Cleveland Browns, Jan 08, 2023
1 vs. Cincinnati Bengals, Nov 20, 2022
1 vs. New Orleans Saints, Nov 13, 2022
...7 more at 1.
- Interception Return Yards** 15 at New York Jets, Nov 14, 2021
14 at Miami Dolphins, Sep 19, 2021
3 vs. Cleveland Browns, Jan 08, 2023
3 vs. Cincinnati Bengals, Nov 20, 2022
2 vs. New York Jets, Dec 29, 2019





SINGLE-GAME HIGHS - POSTSEASON: DEFENSIVE

Total Tackles 6 at Kansas City Chiefs, Jan 23, 2022
 6 vs. Baltimore Ravens, Jan 16, 2021
 5 vs. New England Patriots, Jan 15, 2022
 3 at Kansas City Chiefs, Jan 24, 2021
 3 vs. Indianapolis Colts, Jan 09, 2021

Solo Tackles 4 at Kansas City Chiefs, Jan 23, 2022
 4 vs. New England Patriots, Jan 15, 2022
 3 vs. Baltimore Ravens, Jan 16, 2021
 3 vs. Indianapolis Colts, Jan 09, 2021
 2 at Kansas City Chiefs, Jan 24, 2021

Sacks 1.0 vs. Baltimore Ravens, Jan 16, 2021

Passes Defensed 1 vs. New England Patriots, Jan 15, 2022

Forced Fumbles 1 vs. Indianapolis Colts, Jan 09, 2021

Tackles For Loss 1 at Kansas City Chiefs, Jan 23, 2022
 1 vs. Baltimore Ravens, Jan 16, 2021
 1 vs. Indianapolis Colts, Jan 09, 2021

Interceptions 1 vs. New England Patriots, Jan 15, 2022

2023 GAME-BY-GAME REGULAR-SEASON STATISTICS (STEELERS)

| DATE | OPPONENT | P/S | TACKLES | | | | | | | INTERCEPTIONS | | | | | O. FUMB | | | | ST | | | | MISC | | | SCORE | | |
|--------------------|-------------|-------------|------------------|-----------|----------|----------|----------|----------|----------|---------------|----------|----------|----------|-----------|----------|----------|----------|----------|----------|----------|----------|----------|----------|----------|----------|-------------|-------|------|
| | | | TK | S | A | SK | YDS | TFL | YDS | QBH | NO | YDS | LG | TD | PD | FF | FR | TD | YDS | TK | S | A | FF | FR | S | | A | W/L |
| 09/10 | 49ers | S | 3 | 2 | 1 | 0 | 0 | 0 | 0 | 0 | 0 | 0 | 0 | 0 | 0 | 0 | 0 | 0 | 0 | 0 | 0 | 0 | 0 | 0 | 0 | 0 | L | 7-30 |
| 09/18 | Browns | P | 5 | 5 | 0 | 0 | 0 | 0 | 0 | 0 | 0 | 0 | 0 | 0 | 0 | 0 | 0 | 0 | 0 | 0 | 0 | 0 | 0 | 0 | 0 | W | 26-22 | |
| 09/24 | at Raiders | S | 6 | 4 | 2 | 0 | 0 | 0 | 0 | 2 | 0 | 0 | 0 | 4 | 0 | 0 | 0 | 0 | 0 | 0 | 0 | 0 | 0 | 0 | 0 | W | 23-18 | |
| 10/01 | at Texans | S | 4 | 4 | 0 | 0 | 0 | 0 | 0 | 0 | 0 | 0 | 0 | 2 | 0 | 0 | 0 | 0 | 0 | 0 | 0 | 0 | 0 | 0 | 0 | L | 6-30 | |
| 10/08 | Ravens | S | 3 | 3 | 0 | 0 | 0 | 0 | 0 | 0 | 0 | 0 | 0 | 1 | 0 | 0 | 0 | 0 | 0 | 0 | 0 | 0 | 0 | 0 | 0 | W | 17-10 | |
| 10/22 | at Rams | S | 3 | 0 | 3 | 0 | 0 | 0 | 0 | 0 | 0 | 0 | 0 | 0 | 0 | 0 | 0 | 0 | 0 | 0 | 0 | 0 | 0 | 0 | 0 | W | 24-17 | |
| 10/29 | Jaguars | | ON INACTIVE LIST | | | | | | | | | | | | | | | | | | | | L | 10-20 | | | | |
| 11/02 | Titans | P | 0 | 0 | 0 | 0 | 0 | 0 | 0 | 0 | 0 | 0 | 0 | 2 | 0 | 0 | 0 | 0 | 0 | 0 | 0 | 0 | 0 | 0 | 0 | W | 20-16 | |
| 11/12 | Packers | P | 1 | 1 | 0 | 0 | 0 | 0 | 0 | 0 | 0 | 0 | 0 | 0 | 0 | 0 | 0 | 0 | 0 | 0 | 0 | 0 | 0 | 0 | 0 | W | 23-19 | |
| 11/19 | at Browns | S | 0 | 0 | 0 | 0 | 0 | 0 | 0 | 0 | 0 | 0 | 0 | 0 | 0 | 0 | 0 | 0 | 0 | 0 | 0 | 0 | 0 | 0 | 0 | L | 10-13 | |
| 11/26 | at Bengals | P | 0 | 0 | 0 | 0 | 0 | 0 | 0 | 0 | 0 | 0 | 0 | 1 | 0 | 0 | 0 | 0 | 0 | 0 | 0 | 0 | 0 | 0 | 0 | W | 16-10 | |
| 12/03 | Cardinals | P | 2 | 2 | 0 | 0 | 0 | 0 | 0 | 0 | 0 | 0 | 0 | 0 | 0 | 0 | 0 | 0 | 0 | 0 | 0 | 0 | 0 | 0 | 0 | L | 10-24 | |
| 12/07 | Patriots | P | 1 | 1 | 0 | 0 | 0 | 0 | 0 | 0 | 0 | 0 | 0 | 0 | 0 | 0 | 0 | 0 | 0 | 0 | 0 | 0 | 0 | 0 | 0 | L | 18-21 | |
| 12/16 | at Colts | P | 3 | 3 | 0 | 0 | 0 | 0 | 0 | 0 | 0 | 0 | 0 | 0 | 0 | 0 | 0 | 0 | 0 | 0 | 0 | 0 | 0 | 0 | 0 | L | 13-30 | |
| 12/23 | Bengals | S | 5 | 5 | 0 | 0 | 0 | 0 | 0 | 0 | 0 | 0 | 0 | 1 | 0 | 0 | 0 | 0 | 0 | 0 | 0 | 0 | 0 | 0 | 0 | W | 34-11 | |
| 12/31 | at Seahawks | S | 1 | 1 | 0 | 0 | 0 | 0 | 0 | 0 | 0 | 0 | 0 | 0 | 0 | 0 | 0 | 0 | 0 | 0 | 0 | 0 | 0 | 0 | 0 | W | 30-23 | |
| 01/06 | at Ravens | S | 1 | 1 | 0 | 0 | 0 | 0 | 0 | 0 | 0 | 0 | 0 | 0 | 0 | 0 | 0 | 0 | 0 | 0 | 0 | 0 | 0 | 0 | 0 | W | 17-10 | |
| 2023 TOTALS | | 16-9 | 38 | 32 | 6 | 0 | 0 | 0 | 0 | 2 | 0 | 0 | 0 | 11 | 0 | 0 | 0 | 0 | 0 | 0 | 0 | 0 | 0 | 0 | 0 | 10-7 | | |





2024 GAME-BY-GAME REGULAR-SEASON STATISTICS (BRONCOS)

| DATE | OPPONENT | P/S | TACKLES | | | | | | | INTERCEPTIONS | | | | O. FUMB | | | | ST | | | | MISC | | | SCORE | | | | |
|--------------------|---------------|-------------|------------------|-----------|----------|------------|------------|----------|----------|---------------|----------|----------|----------|----------|----------|----------|----------|----------|----------|----------|----------|----------|----------|----------|----------|----------|----------|------------|-------|
| | | | TK | S | A | SK | YDS | TFL | YDS | QBH | NO | YDS | LG | TD | PD | FF | FR | TD | YDS | TK | S | A | FF | FR | | S | A | W/L | |
| 09/08 | at Seahawks | P | 0 | 0 | 0 | 0.0 | 0.0 | 0 | 0 | 0 | 0 | 0 | 0 | 0 | 0 | 0 | 0 | 0 | 0 | 0 | 0 | 0 | 0 | 0 | 0 | 0 | 0 | L | 20-26 |
| 09/15 | Steelers | P | 1 | 0 | 1 | 0.0 | 0.0 | 0 | 0 | 0 | 0 | 0 | 0 | 0 | 0 | 0 | 0 | 0 | 0 | 0 | 0 | 0 | 0 | 0 | 0 | 0 | 0 | L | 6-13 |
| 09/22 | at Buccaneers | P | 0 | 0 | 0 | 0.0 | 0.0 | 0 | 0 | 0 | 0 | 0 | 0 | 0 | 0 | 0 | 0 | 0 | 0 | 0 | 0 | 0 | 0 | 0 | 0 | 0 | 0 | W | 26-7 |
| 09/29 | at Jets | P | 2 | 2 | 0 | 0.0 | 0.0 | 0 | 0 | 0 | 0 | 0 | 0 | 0 | 0 | 0 | 0 | 0 | 0 | 0 | 0 | 0 | 0 | 0 | 0 | 0 | 0 | W | 10-9 |
| 10/06 | Raiders | P | 1 | 0 | 1 | 0.0 | 0.0 | 0 | 0 | 0 | 0 | 0 | 0 | 0 | 0 | 0 | 0 | 0 | 0 | 0 | 0 | 0 | 0 | 0 | 0 | 0 | 0 | W | 34-18 |
| 10/13 | Chargers | P | 1 | 1 | 0 | 0.0 | 0.0 | 0 | 0 | 0 | 0 | 0 | 0 | 0 | 1 | 0 | 0 | 0 | 0 | 0 | 0 | 0 | 0 | 0 | 0 | 0 | 0 | L | 16-23 |
| 10/17 | at Saints | S | 8 | 7 | 1 | 0.0 | 0.0 | 0 | 0 | 0 | 0 | 0 | 0 | 0 | 0 | 0 | 0 | 0 | 0 | 0 | 0 | 0 | 0 | 0 | 0 | 0 | 0 | W | 33-10 |
| 10/27 | Panthers | P | 2 | 2 | 0 | 0.0 | 0.0 | 0 | 0 | 0 | 0 | 0 | 0 | 0 | 0 | 0 | 0 | 0 | 0 | 0 | 0 | 0 | 0 | 0 | 0 | 0 | 0 | W | 28-14 |
| 11/03 | at Ravens | P | 0 | 0 | 0 | 0.0 | 0.0 | 0 | 0 | 0 | 0 | 0 | 0 | 0 | 0 | 0 | 0 | 0 | 0 | 0 | 0 | 0 | 0 | 0 | 0 | 0 | 0 | L | 10-41 |
| 11/10 | at Chiefs | P | 0 | 0 | 0 | 0.0 | 0.0 | 0 | 0 | 0 | 0 | 0 | 0 | 0 | 0 | 0 | 0 | 0 | 0 | 0 | 0 | 0 | 0 | 0 | 0 | 0 | 0 | L | 14-16 |
| 11/17 | Falcons | P | 1 | 0 | 1 | 0.0 | 0.0 | 0 | 0 | 0 | 0 | 0 | 0 | 0 | 0 | 0 | 0 | 0 | 0 | 0 | 0 | 0 | 0 | 0 | 0 | 0 | 0 | W | 38-6 |
| 11/24 | at Raiders | P | 4 | 3 | 1 | 0.0 | 0.0 | 0 | 0 | 0 | 0 | 0 | 0 | 0 | 0 | 0 | 0 | 0 | 0 | 0 | 0 | 0 | 0 | 0 | 0 | 0 | 0 | W | 29-19 |
| 12/02 | Browns | S | 8 | 5 | 3 | 0.0 | 0.0 | 0 | 0 | 0 | 0 | 0 | 0 | 0 | 1 | 0 | 0 | 0 | 0 | 0 | 0 | 0 | 0 | 0 | 0 | 0 | 0 | W | 41-32 |
| 12/15 | Colts | | ON INACTIVE LIST | | | | | | | | | | | | | | | | | | | | W | 31-13 | | | | | |
| 2024 TOTALS | | 13-2 | 28 | 20 | 8 | 0.0 | 0.0 | 0 | 0 | 0 | 0 | 0 | 0 | 0 | 2 | 0 | 0 | 0 | 0 | 0 | 0 | 0 | 0 | 0 | 0 | 0 | 0 | 9-5 | |

2019 GAME-BY-GAME POSTSEASON STATISTICS (BILLS)

| DATE | OPPONENT | P/S | TACKLES | | | | | | | INTERCEPTIONS | | | | O. FUMB | | | | ST | | | | MISC | | | SCORE | | | |
|--------------------|-----------|-----|----------|----------|----------|------------|------------|----------|----------|---------------|----------|----------|----------|----------|----------|----------|----------|----------|----------|----------|----------|----------|----------|------------|----------|----------|----------|------------|
| | | | TK | S | A | SK | YDS | TFL | YDS | QBH | NO | YDS | LG | TD | PD | FF | FR | TD | YDS | TK | S | A | FF | FR | | S | A | W/L |
| 01/04 | at Texans | | INACTIVE | | | | | | | | | | | | | | | | | | | | L | 19-22 + | | | | |
| 2019 TOTALS | | | 0 | 0 | 0 | 0.0 | 0.0 | 0 | 0 | 0 | 0 | 0 | 0 | 0 | 0 | 0 | 0 | 0 | 0 | 0 | 0 | 0 | 0 | 0 | 0 | 0 | 0 | 0-1 |

+ - Overtime

2020 GAME-BY-GAME POSTSEASON STATISTICS (BILLS)

| DATE | OPPONENT | P/S | TACKLES | | | | | | | INTERCEPTIONS | | | | O. FUMB | | | | ST | | | | MISC | | | SCORE | | | | |
|--------------------|-----------|------------|-----------|----------|----------|------------|-------------|----------|-----------|---------------|----------|----------|----------|----------|----------|----------|----------|----------|----------|----------|----------|----------|----------|----------|----------|----------|----------|------------|-------|
| | | | TK | S | A | SK | YDS | TFL | YDS | QBH | NO | YDS | LG | TD | PD | FF | FR | TD | YDS | TK | S | A | FF | FR | | S | A | W/L | |
| 01/09 | Colts | S | 3 | 3 | 0 | 0.0 | 0.0 | 1 | 0 | 0 | 0 | 0 | 0 | 0 | 0 | 1 | 0 | 0 | 0 | 0 | 0 | 0 | 0 | 0 | 0 | 0 | 0 | W | 27-24 |
| 01/16 | Ravens | S | 6 | 3 | 3 | 1.0 | 11.0 | 1 | 11 | 1 | 0 | 0 | 0 | 0 | 0 | 0 | 0 | 0 | 0 | 0 | 0 | 0 | 0 | 0 | 0 | 0 | 0 | W | 17-3 |
| 01/24 | at Chiefs | S | 3 | 2 | 1 | 0.0 | 0.0 | 0 | 0 | 0 | 0 | 0 | 0 | 0 | 0 | 0 | 0 | 0 | 0 | 0 | 0 | 0 | 0 | 0 | 0 | 0 | 0 | L | 24-38 |
| 2020 TOTALS | | 3-3 | 12 | 8 | 4 | 1.0 | 11.0 | 2 | 11 | 1 | 0 | 0 | 0 | 0 | 0 | 1 | 0 | 0 | 0 | 0 | 0 | 0 | 0 | 0 | 0 | 0 | 0 | 2-1 | |

2021 GAME-BY-GAME POSTSEASON STATISTICS (BILLS)

| DATE | OPPONENT | P/S | TACKLES | | | | | | | INTERCEPTIONS | | | | O. FUMB | | | | ST | | | | MISC | | | SCORE | | | | |
|--------------------|-----------|------------|-----------|----------|----------|------------|------------|----------|----------|---------------|----------|----------|----------|----------|----------|----------|----------|----------|----------|----------|----------|----------|----------|----------|----------|----------|----------|------------|------------|
| | | | TK | S | A | SK | YDS | TFL | YDS | QBH | NO | YDS | LG | TD | PD | FF | FR | TD | YDS | TK | S | A | FF | FR | | S | A | W/L | |
| 01/15 | Patriots | S | 5 | 4 | 1 | 0.0 | 0.0 | 0 | 0 | 0 | 1 | 0 | 0 | 0 | 1 | 0 | 0 | 0 | 0 | 0 | 0 | 0 | 0 | 0 | 0 | 0 | 0 | W | 47-17 |
| 01/23 | at Chiefs | S | 6 | 4 | 2 | 0.0 | 0.0 | 1 | 2 | 0 | 0 | 0 | 0 | 0 | 0 | 0 | 0 | 0 | 0 | 0 | 0 | 0 | 0 | 0 | 0 | 0 | 0 | L | 36-42 + |
| 2021 TOTALS | | 2-2 | 11 | 8 | 3 | 0.0 | 0.0 | 1 | 2 | 0 | 1 | 0 | 0 | 0 | 1 | 0 | 0 | 0 | 0 | 0 | 0 | 0 | 0 | 0 | 0 | 0 | 0 | 1-1 | |

+ - Overtime






2023 GAME-BY-GAME POSTSEASON STATISTICS (STEELERS)

| DATE | OPPONENT | P/S | TACKLES | | | | | | | INTERCEPTIONS | | | | | O. FUMB | | | | ST | | | | MISC | | | SCORE | | | |
|--------------------|----------|------------|----------|----------|----------|------------|------------|----------|----------|---------------|----------|----------|----------|----------|----------|----------|----------|----------|----------|----------|----------|----------|----------|----------|----------|----------|------------|-----|-------|
| | | | TK | S | A | SK | YDS | TFL | YDS | QBH | NO | YDS | LG | TD | PD | FF | FR | TD | YDS | TK | S | A | FF | FR | S | | A | W/L | |
| 01/15 | at Bills | P | 1 | 0 | 1 | 0.0 | 0.0 | 0 | 0 | 0 | 0 | 0 | 0 | 0 | 0 | 0 | 0 | 0 | 0 | 0 | 0 | 0 | 0 | 0 | 0 | 0 | 0 | L | 17-31 |
| 2023 TOTALS | | 1-0 | 1 | 0 | 1 | 0.0 | 0.0 | 0 | 0 | 0 | 0 | 0 | 0 | 0 | 0 | 0 | 0 | 0 | 0 | 0 | 0 | 0 | 0 | 0 | 0 | 0 | 0-1 | | |





60 C



LUKE
WATTENBERG

HEIGHT/WEIGHT: 6-5 / 300

COLLEGE: Washington

BIRTHDAY: Sep. 10, 1997

BORN: Trabuco Canyon, Calif.

NFL EXPERIENCE: 3rd YR

BRONCOS EXPERIENCE: 3rd YR

GP/GS: 33/11

ACQUIRED: D5c-'22

AT A GLANCE

- A third-year center who appeared in 33 games (10 starts at C, 1 start at LG) with Denver (2022-24).
- Played in 16 games in 2023, playing in a total of 38 offensive snaps and 67 special-teams plays.
- Started 48-of-54 games played at the University of Washington from 2017-21.
- Named All-Pac-12 honorable mention in 2021 after starting all 12 games played at center.
- Earned All-Pac-12 honorable mention recognition after starting at center in all four games played in 2020.
- Opened all 13 games played at left guard in 2019, helping Washington post a Top-5 Pac-12 ranking in points per game (32.0).
- Started all 14 games played in 2018, opening each contest at left guard.
- Appeared in 11 games (5 starts) as a redshirt freshman in 2017, earning Academic All-Pac-12 second team honors.
- Prepped at JSerra Catholic High School in San Juan Capistrano, Calif., where he was named the Los Angeles Times All-Area first team, Orange County Register All-County first team and Trinity League Co-Lineman of the Year in 2015.
- Selected by the Broncos in the fifth round (171st overall) of the 2022 NFL Draft.

2024: Wattenberg made his first career start at center in Week 1 at Sea. (9/8).

2023: Wattenberg played in 16 games, playing in a total of 38 offensive snaps and 67 special-teams plays.

2022: Wattenberg appeared in seven games (1 start at LG) during his rookie season after being selected by the Broncos in the fifth round (171st overall) of the 2022 NFL Draft... Made his first career appearance at Sea. (9/12)... Made his first NFL start at LG vs. K.C. (12/11).

COLLEGE: Wattenberg started 48-of-54 games played at the University of Washington (2017-21)... Started all 12 games played at center in 2021, earning All-Pac-12 honorable mention accolades... Named All-Pac-12 honorable mention after starting at center in all four games played in 2020... In 2019, opened all 13 games played at left guard... Started all 14 games played at left guard in 2018.

PERSONAL: Wattenberg prepped at JSerra Catholic High School in San Juan Capistrano, Calif., where he was named to the Los Angeles Times All-Area first team and the Orange County Register All-County first team in 2015... Selected as Trinity League Co-Lineman of the Year in 2015... Majored in civil engineering at the University of Washington... Luke Wattenberg was born on Sept. 10, 1997, in Trabuco Canyon, Calif.

Transactions

Signed by Denver as a draft choice 5/11/22.

Luke Wattenberg's NFL Regular Season Statistics

| DATE | TEAM | GP | GS |
|-------------------|---------|-----------|-----------|
| 2022 | Broncos | 7 | 1 |
| 2023 | Broncos | 16 | 0 |
| 2024 | Broncos | 10 | 10 |
| NFL TOTALS | | 33 | 11 |






2022 GAME-BY-GAME REGULAR-SEASON STATISTICS (BRONCOS)

| DATE | OPPONENT | P/S | | W/L | SCORE |
|--------------------|-------------|------------|---------------------------|-------------|--------|
| 09/12 | at Seahawks | P | | L | 16-17 |
| 09/18 | Texans | | DID NOT PLAY (NON-INJURY) | W | 16-9 |
| 09/25 | 49ers | | DID NOT PLAY (NON-INJURY) | W | 11-10 |
| 10/02 | at Raiders | | DID NOT PLAY (NON-INJURY) | L | 23-32 |
| 10/06 | Colts | | DID NOT PLAY (NON-INJURY) | L | 9-12+ |
| 10/17 | at Chargers | P | | L | 16-19+ |
| 10/23 | Jets | P | | L | 9-16 |
| 10/30 | at Jaguars | P | | W | 21-17 |
| 11/13 | at Titans | P | | L | 10-17 |
| 11/20 | Raiders | | DID NOT PLAY (NON-INJURY) | L | 16-22+ |
| 11/27 | at Panthers | | DID NOT PLAY (NON-INJURY) | L | 10-23 |
| 12/04 | at Ravens | | DID NOT PLAY (NON-INJURY) | L | 9-10 |
| 12/11 | Chiefs | S | | L | 28-34 |
| 12/18 | Cardinals | P | | W | 24-15 |
| 12/25 | at Rams | | DID NOT PLAY (NON-INJURY) | L | 14-51 |
| 01/01 | at Chiefs | | DID NOT PLAY (NON-INJURY) | L | 24-27 |
| 01/08 | Chargers | | DID NOT PLAY (NON-INJURY) | W | 31-28 |
| 2022 TOTALS | | 7-1 | | 5-12 | |

+ - Overtime





33 RB



JAVONTE WILLIAMS

HEIGHT/WEIGHT: 5-10 / 220

COLLEGE: North Carolina

BIRTHDAY: Apr. 25, 2000

BORN: Wallace, N.C.

NFL EXPERIENCE: 4th YR

BRONCOS EXPERIENCE: 4th YR

GP/GS: 51/29

ACQUIRED: D2-'21

AT A GLANCE

A fourth-year running back from the University of North Carolina who has appeared in 51 games (29 starts), recording 597 rushes for 2,342 yards (3.9 avg.) with 11 touchdowns to go along with 146 receptions for 887 yards (6.1 avg.) with five scores and one two-point conversion.

- Appeared in 16 games (13 starts) in 2023, totaling 217 rushes for 774 yards (3.6 avg.) with three touchdowns and also caught a career-high 47 receptions for 228 yards (4.9 avg.) with two touchdowns.
- Played in the first four games of 2022 before being placed on injured reserve (knee) on Oct. 4, totaling 204 rushing yards on 47 attempts (4.3 avg.) and 16 catches for 76 yards (4.8 avg.).
- Concluded the 2021 season ranked among the league's rookie leaders in yards per attempt (4.45-3rd, min. 75 att.), attempts (203-3rd), rushing yards (903-3rd) and rushing TDs (4-T-6th.)
- Tallied 1,219 scrimmage yards in 2021, which marked the seventh-highest total for a Broncos' rookie in team annals.
- Appeared in 35 games (2 starts) during his three seasons at North Carolina (2018-20), rushing 366 times for 2,297 yards (6.3 avg.) with 29 touchdowns in addition to catching 50 passes for 539 yards (10.8 avg.) with four scores.
- Voted as the team's offensive MVP and was named a Maxwell Award (National Player of the Year) and Doak Walker Award (nation's top RB) semifinalist after rushing 157 times for 1,140 yards (7.3 avg.) with 19 scores as a senior.
- Garnered Associated Press All-America second team honors while being chosen to the All-ACC second team in 2020.
- Set the single-season program record with 132 points and 22 total touchdowns (fourth most in the country) in 2020 and tied former Tar Heel RB Don McCauley (1970) for the most rushing scores in a single season (19).
- Accumulated 2,271 rushing yards with 27 touchdowns and 13 receptions for 363 yards and five scores during his senior season at Wallace-Rose Hill High School in Teachey, N.C.
- Selected by the Broncos in the second round (35th overall) of the 2021 NFL Draft.

2024: Williams rushed 16 times for 77 yards (4.8 avg.) along with two catches for three yards (1.5 avg.) in the 10-9 win at NYJ (9/29)... Finished the game with 111 total scrimmage yards, including 61 yards on 13 rushes (4.7 avg.) and 50 receiving yards on five catches (10.0 avg.), in the win vs. L.V. (10/6)... Recorded his first career game with multiple rushing touchdowns after tallying 14 rushes for 88 yards (6.3 avg.) with two scores and catching three passes for 166 yards (7.7 avg.) at N.O. (10/17)... Caught two passes for 42 yards (21.0 avg.) while also rushing 12 times for 42 yards (3.5 avg.) at Bal. (11/3)... Rushed nine times for 59 yards (6.6 avg.) with one touchdown, his 10th career rushing score, along with four receptions for 28 yards (7.0 avg.) vs. Atl. (11/17)...

2023: Williams appeared in 16 games (13 starts), totaling 217 rushes for 774 yards (3.6 avg.) with three touchdowns and also caught a career-high 47 receptions for 228 yards (4.9 avg.) with two touchdowns... Returned from injury in the first game of the season vs. L.V. (9/10), rushing for a team-high 52 yards on 13 attempts (4.0 avg.) and catching four passes for five yards (1.3 avg.)... Rushed 12 times for 44 yards (3.7 avg.) and caught two passes for 14 yards (7.0 avg.) vs. Was. (9/17)... Rushed 10 times for a team-high 52 yards (5.2 avg.) at K.C. (10/12)... Led the team with 15 rushing attempts for 82 yards (5.5 avg.) and also caught three passes for 14 yards (4.7 avg.) in the win vs. G.B. (10/22)... Set a career high with 27 rushing attempts for 85 yards (3.1 avg.) and also caught three passes for 13 yards (4.3 avg.) with one touchdown in the win vs. K.C. (10/29)... Recorded a team-high 65 yards on 18 carries (3.6 avg.) and also caught three passes for six yards (2.0 avg.) in the win vs. Cle. (11/29)... Posted 24 receiving yards on a team-high-tying three catches (8.0 avg.) along with 13 rushes for 46 yards (3.5 avg.) at Hou. (12/3)... Recorded 17 carries for 66 yards (3.9 avg.) and posted his first rushing touchdown of the season in the win at LAC (12/10)... Caught a team-high seven passes for 43 yards (6.1 avg.) and also rushed nine times for 32 yards (3.6 avg.) with one touchdown at L.V. (1/7).

2022: Williams played in the first four games of the year before being placed on injured reserve (knee) on Oct. 4, totaling 204 rushing yards on 47 attempts (4.3 avg.) and 16 catches for 76 yards (4.8 avg.)... Tallied 108 yards from scrimmage (43 rush, 65 receiving) in the season opener at Sea. (9/12), marking his fourth game with at least 100 scrimmage yards in his first 18 career games... Posted a season-high 75 yards rushing on 15 carries vs. Hou. (9/18).

2021: Williams, who was selected by the Broncos in the second round (35th overall) of the 2021 NFL Draft, appeared in all 17





games (1 start)... Totaled 203 carries for 903 yards (4.4 avg.) with four touchdowns and added 43 receptions for 316 yards (7.3 avg.) with three scores... Concluded the season ranked among the league's rookie leaders in yards per attempt, attempts, rushing yards and rushing touchdowns... Tallied 1,219 scrimmage yards, which marked the seventh-highest total for a Broncos' rookie in team annals... Made his NFL debut, posting 14 rushes for 45 yards (3.2 avg.) at NYG (9/12)... Totaled 64 yards on 13 rushes (4.9 avg.) at Jac. (9/19)... Recorded first career rushing touchdown on a one-yard rush and added three receptions for 33 yards (11.0 avg.) vs. NYJ (9/26)... Became the first Broncos rookie to rush for a touchdown since former Broncos RB Phillip Lindsay at S.F. (12/8/18)... Collected seven rushes for 48 yards (6.9 avg.), including a 31-yard run vs. Bal. (10/3)... Rushed eight times for 61 yards (7.6 avg.), tallied a career-high 49-yard rush and added 25 receiving yards on three catches (8.3 avg.) at Pit. (10/10)... Led the team with a career-high six catches and notched first career receiving touchdown on a 10-yard, fourth-quarter reception at Cle. (10/21)... Garnered his first career 100-yard rushing effort, recording 17 rushes for a career-high 111 yards (6.5 avg.) at Dal. (11/7)... His performance against Dallas in Week 9 earned him Pepsi Zero Sugar Rookie of the Week honors... Registered one touchdown and had 14 rushes for 54 yards (3.9 avg.) vs. LAC (11/28)... Made his first career start, nabbed his second 100-yard rushing effort of the season and led the team with 102 rushing yards on 23 carries (4.4 avg.) while catching six passes for 76 yards (12.7 avg.) with one receiving touchdown at K.C. (12/5)... Totaled 73 rushing yards and 10 receiving yards to eclipse 1,000 scrimmage yards on the season, and added two touchdowns (1 rushing, 1 receiving) vs. Det. (12/12)... Notched his fourth rushing touchdown of the season at L.V. (12/26).

COLLEGE: Williams appeared in 35 games (2 starts) over three seasons (2018-20) at North Carolina, rushing 366 times for 2,297 yards (6.3 avg.) with 29 touchdowns in addition to catching 50 passes for 539 yards (10.8 avg.) with four scores... Appeared in 11 games (1 start) during his junior season in 2020, totaling 157 rushes for 1,140 yards (7.3 avg.) with 19 touchdowns in addition to catching 25 passes for 305 yards (12.2 avg.) with three scores... Voted as the team's offensive MVP and was named a Maxwell Award (National Player of the Year) and Doak Walker Award (nation's top RB) semifinalist... Garnered Associated Press All-America second team honors while being chosen to the All-ACC second team... Set the single-season program record with 132 points and 22 total touchdowns (fourth most in the country) and tied former Tar Heel RB Don McCauley (1970) for the most rushing scores in a single campaign (19)... Tied career high with four three-touchdown games on the ground and had a four-score performance (3 rush, 1 receiving) at Duke (11/7)... Rushed for 100 yards or more six times and had one 200-yard output on the ground... Saw action in all 13 games (1 start) in 2019, totaling 166 attempts for 933 yards (5.6 avg.) with five touchdowns in addition to catching 17 passes for 176 yards (10.4 avg.) and one receiving score... Collected first touchdown of the season and added 76 yards on 10 carries (7.6 avg.) vs. Miami (9/7)... Rushed 20 times for a season-high 144 yards (7.2 avg.) with one touchdown at Georgia Tech (10/5)... Scored three touchdowns (2 rush, 1 receiving) and had 100 all-purpose yards at N.C. State (11/30)... Rushed for 85 yards on 14 carries vs. Temple (12/27) in the Military Bowl... Appeared in all 11 games as a true freshman in 2017, recording 43 rushes for 224 yards (5.2 avg.) with five touchdowns and eight receptions for 58 yards (7.3 avg.)... Garnered his first career rushing touchdown at Duke (11/10)... Set career-high with three rushing scores and posted season highs in rushes (17) and rushing yards (93) vs. Western Carolina (11/17).

PERSONAL: Williams attended Wallace-Rose Hill High School in Teachey, N.C., where he graduated with a 4.6 GPA and was named the valedictorian of his senior class... Finished his senior season with 2,271 rushing yards and 27 touchdowns while posting 363 receiving yards and five scores... Led his team to its fourth-straight state title as a senior and won a track and field state title in the 4x100 meter relay in 2016... Javonte (pronounced: JUH-von-TAY) Williams was born on April 25, 2000, in Wallace, N.C.

MOST RUSHING YARDS BY NFL ROOKIES, 2021

| Player | Tm. | Drft. Rd. | Yds. | G/GS | Att. | Y/A | TDs |
|-------------------------|-------------|-----------|------------|-------------|------------|------------|----------|
| Najee Harris | Pit. | 1 | 1,200 | 17/17 | 307 | 3.9 | 7 |
| Elijah Mitchell | S.F. | 6 | 963 | 11/10 | 207 | 4.7 | 5 |
| Javonte Williams | Den. | 2 | 903 | 17/1 | 203 | 4.5 | 4 |
| Michael Carter | NYJ | 4 | 639 | 14/11 | 147 | 4.4 | 4 |
| Chuba Hubbard | Car. | 4 | 612 | 17/10 | 172 | 3.6 | 5 |

MOST SCRIMMAGE YARDS BY A BRONCOS ROOKIE

| Player | Year | Yards |
|-------------------------|-------------|--------------|
| Clinton Portis | 2002 | 1,872 |
| Mike Anderson | 2000 | 1,656 |
| Terrell Davis | 1995 | 1,484 |
| Olandis Gary | 1999 | 1,318 |
| Bobby Huymphrey | 1989 | 1,307 |
| Phillip Lindsay | 2018 | 1,278 |
| Javonte Williams | 2021 | 1,219 |

Transactions

Signed by Denver as a draft pick 7/24/21.





REGULAR SEASON COMPARISON: RECEIVING - LOS ANGELES CHARGERS

| DATE | OPP | W/L | GP/GS | REC | YDS. | AVG. | TD | LG | TGTS | YAC |
|---------------|-------------|-----|----------------|-----------|------------|------------|----------|-----------|-----------|------------|
| 11/28/21 | DEN vs. LAC | W | P | 3 | 57 | 19.0 | 0 | 42 | 4 | 64 |
| 1/2/22 | DEN @ LAC | L | P | 1 | 2 | 2.0 | 0 | 2 | 1 | 4 |
| 12/10/23 | DEN @ LAC | W | S | 3 | 25 | 8.3 | 0 | 14 | 4 | 35 |
| 12/31/23 | DEN vs. LAC | W | P | 3 | 17 | 5.7 | 0 | 9 | 3 | 24 |
| 10/13/24 | DEN vs. LAC | L | S | 3 | 13 | 4.3 | 0 | 10 | 6 | 7 |
| TOTALS | | | 3/2 5/2 | 13 | 114 | 8.8 | 0 | 42 | 18 | 134 |

Javonte Williams' NFL Regular Season Rushing/Receiving Statistics

| DATE | TEAM | RUSHING | | | | | | | RECEIVING | | | | |
|-------------------|---------|-----------|-----------|------------|--------------|------------|-----------|-----------|------------|------------|------------|-----------|----------|
| | | GP | GS | NO. | YDS. | AVG. | LG | TD | NO. | YDS. | AVG. | LG | TD |
| 2021 | Broncos | 17 | 1 | 203 | 903 | 4.4 | 49 | 4 | 43 | 316 | 7.3 | 42 | 3 |
| 2022 | Broncos | 4 | 4 | 47 | 204 | 4.3 | 17 | 0 | 16 | 76 | 4.8 | 13 | 0 |
| 2023 | Broncos | 16 | 13 | 217 | 774 | 3.6 | 21 | 3 | 47 | 228 | 4.9 | 18 | 2 |
| 2024 | Broncos | 14 | 11 | 130 | 461 | 3.5 | 20 | 4 | 40 | 267 | 6.7 | 34 | 0 |
| NFL TOTALS | | 51 | 29 | 597 | 2,342 | 3.9 | 49 | 11 | 146 | 887 | 6.1 | 42 | 5 |





SINGLE-GAME HIGHS: RUSHING/RECEIVING

Rush Attempts 27 vs. Kansas City Chiefs, Oct 29, 2023
 23 at Kansas City Chiefs, Dec 05, 2021
 21 at Buffalo Bills, Nov 13, 2023
 18 vs. Cleveland Browns, Nov 26, 2023
 17 vs. Carolina Panthers, Oct 27, 2024
 ...2 more at 17.

Rushing Yards 111 at Dallas Cowboys, Nov 07, 2021
 102 at Kansas City Chiefs, Dec 05, 2021
 88 at New Orleans Saints, Oct 17, 2024
 85 vs. Kansas City Chiefs, Oct 29, 2023
 82 vs. Green Bay Packers, Oct 22, 2023

Rushing Average 7.6 at Pittsburgh Steelers, Oct 10, 2021
 6.9 vs. Baltimore Ravens, Oct 03, 2021
 6.6 vs. Atlanta Falcons, Nov 17, 2024
 6.5 at Dallas Cowboys, Nov 07, 2021
 6.3 at New Orleans Saints, Oct 17, 2024

Longest Runs 49 at Pittsburgh Steelers, Oct 10, 2021
 31 vs. Baltimore Ravens, Oct 03, 2021
 30 at Dallas Cowboys, Nov 07, 2021
 30 vs. Las Vegas Raiders, Oct 17, 2021
 21 vs. Green Bay Packers, Oct 22, 2023

Rushing TDs 2 at New Orleans Saints, Oct 17, 2024
 1 vs. Cleveland Browns, Dec 02, 2024
 1 vs. Atlanta Falcons, Nov 17, 2024
 1 at Las Vegas Raiders, Jan 07, 2024
 ...6 more at 1.

Receptions 11 at Seattle Seahawks, Sep 12, 2022
 7 at Las Vegas Raiders, Jan 07, 2024
 6 at Kansas City Chiefs, Dec 05, 2021
 6 at Cleveland Browns, Oct 21, 2021
 5 vs. Las Vegas Raiders, Oct 06, 2024
 ...1 more at 5.

Receiving Yards 76 at Kansas City Chiefs, Dec 05, 2021
 65 at Seattle Seahawks, Sep 12, 2022
 57 vs. Los Angeles Chargers, Nov 28, 2021
 50 vs. Las Vegas Raiders, Oct 06, 2024
 48 vs. Pittsburgh Steelers, Sep 15, 2024

Receiving Average 19.0 vs. Los Angeles Chargers, Nov 28, 2021
 12.7 at Kansas City Chiefs, Dec 05, 2021
 11.0 vs. New York Jets, Sep 26, 2021
 10.0 vs. Las Vegas Raiders, Oct 06, 2024
 9.6 vs. Pittsburgh Steelers, Sep 15, 2024

Longest Receptions 42 vs. Los Angeles Chargers, Nov 28, 2021
 34 at Baltimore Ravens, Nov 03, 2024
 34 at Kansas City Chiefs, Dec 05, 2021
 26 vs. Las Vegas Raiders, Oct 06, 2024
 18 at Buffalo Bills, Nov 13, 2023

Receiving TDs 1 vs. Detroit Lions, Dec 12, 2021
 1 at Kansas City Chiefs, Dec 05, 2021
 1 at Cleveland Browns, Oct 21, 2021

All-Purpose Yards 178 at Kansas City Chiefs, Dec 05, 2021
 111 at New Orleans Saints, Oct 17, 2024
 111 vs. Las Vegas Raiders, Oct 06, 2024
 111 vs. Los Angeles Chargers, Nov 28, 2021
 ...1 more at 111.

Most TDs 2 at New Orleans Saints, Oct 17, 2024
 2 vs. Detroit Lions, Dec 12, 2021
 1 vs. Cleveland Browns, Dec 02, 2024
 1 vs. Atlanta Falcons, Nov 17, 2024
 ...10 more at 1.

Miscellaneous Tackles 1 vs. Las Vegas Raiders, Oct 17, 2021

Scrimmage Yards 178 at Kansas City Chiefs, Dec 05, 2021
 111 at New Orleans Saints, Oct 17, 2024
 111 vs. Las Vegas Raiders, Oct 06, 2024
 111 vs. Los Angeles Chargers, Nov 28, 2021
 ...1 more at 111.

100-YARD RUSHING GAMES (2): REGULAR SEASON

| DATE | TEAM | ATT. | YDS. | AVG. | LG | TD |
|----------|------------|------|------|------|----|----|
| 11/07/21 | at Cowboys | 17 | 111 | 6.5 | 30 | 0 |
| 12/05/21 | at Chiefs | 23 | 102 | 4.4 | 14 | 0 |






2023 GAME-BY-GAME REGULAR-SEASON STATISTICS (BRONCOS)

| DATE | OPPONENT | P/S | RUSHING | | | | | RECEIVING | | | | | W/L | SCORE |
|--------------------|-------------|--------------|------------------|------------|------------|-----------|----------|-----------|------------|------------|-----------|----------|------------|-------|
| | | | NO. | YDS. | AVG. | LG | TD | NO. | YDS. | AVG. | LG | TD | | |
| 09/10 | Raiders | S | 13 | 52 | 4.0 | 11 | 0 | 4 | 5 | 1.3 | 7 | 0 | L | 16-17 |
| 09/17 | Commanders | S | 12 | 44 | 3.7 | 15 | 0 | 2 | 14 | 7.0 | 9 | 0 | L | 33-35 |
| 09/24 | at Dolphins | S | 11 | 42 | 3.8 | 16 | 0 | 2 | 23 | 11.5 | 17 | 0 | L | 20-70 |
| 10/01 | at Bears | S | 2 | 0 | 0.0 | 1 | 0 | 3 | 9 | 3.0 | 4 | 0 | W | 31-28 |
| 10/08 | Jets | | ON INACTIVE LIST | | | | | | | | | | L | 21-31 |
| 10/12 | at Chiefs | P | 10 | 52 | 5.2 | 18 | 0 | 0 | 0 | 0.0 | 0 | 0 | L | 8-19 |
| 10/22 | Packers | S | 15 | 82 | 5.5 | 21 | 0 | 3 | 14 | 4.7 | 7 | 0 | W | 19-17 |
| 10/29 | Chiefs | S | 27 | 85 | 3.1 | 15 | 0 | 3 | 13 | 4.3 | 14 | 1 | W | 24-9 |
| 11/13 | at Bills | S | 21 | 79 | 3.8 | 11 | 0 | 4 | 31 | 7.8 | 18 | 1 | W | 24-22 |
| 11/19 | Vikings | S | 11 | 37 | 3.4 | 15 | 0 | 2 | 16 | 8.0 | 13 | 0 | W | 21-20 |
| 11/26 | Browns | S | 18 | 65 | 3.6 | 15 | 0 | 3 | 6 | 2.0 | 4 | 0 | W | 29-12 |
| 12/03 | at Texans | S | 13 | 46 | 3.5 | 16 | 0 | 3 | 24 | 8.0 | 15 | 0 | L | 17-22 |
| 12/10 | at Chargers | S | 17 | 66 | 3.9 | 20 | 1 | 3 | 25 | 8.3 | 14 | 0 | W | 24-7 |
| 12/16 | at Lions | P | 12 | 27 | 2.3 | 8 | 0 | 2 | -7 | -3.5 | -2 | 0 | L | 17-42 |
| 12/24 | Patriots | S | 11 | 24 | 2.2 | 9 | 1 | 3 | -5 | -1.7 | -1 | 0 | L | 23-26 |
| 12/31 | Chargers | P | 15 | 41 | 2.7 | 16 | 0 | 3 | 17 | 5.7 | 9 | 0 | W | 16-9 |
| 01/07 | at Raiders | S | 9 | 32 | 3.6 | 11 | 1 | 7 | 43 | 6.1 | 12 | 0 | L | 14-27 |
| 2023 TOTALS | | 16-13 | 217 | 774 | 3.6 | 21 | 3 | 47 | 228 | 4.9 | 18 | 2 | 8-9 | |

2024 GAME-BY-GAME REGULAR-SEASON STATISTICS (BRONCOS)

| DATE | OPPONENT | P/S | RUSHING | | | | | RECEIVING | | | | | W/L | SCORE |
|--------------------|---------------|--------------|------------|------------|------------|-----------|----------|-----------|------------|------------|-----------|----------|------------|-------|
| | | | NO. | YDS. | AVG. | LG | TD | NO. | YDS. | AVG. | LG | TD | | |
| 09/08 | at Seahawks | S | 8 | 23 | 2.9 | 9 | 0 | 1 | 0 | 0.0 | 0 | 0 | L | 20-26 |
| 09/15 | Steelers | S | 11 | 17 | 1.5 | 5 | 0 | 5 | 48 | 9.6 | 14 | 0 | L | 6-13 |
| 09/22 | at Buccaneers | S | 5 | 12 | 2.4 | 5 | 0 | 4 | 29 | 7.3 | 11 | 0 | W | 26-7 |
| 09/29 | at Jets | S | 16 | 77 | 4.8 | 16 | 0 | 2 | 3 | 1.5 | 4 | 0 | W | 10-9 |
| 10/06 | Raiders | S | 13 | 61 | 4.7 | 17 | 0 | 5 | 50 | 10.0 | 26 | 0 | W | 34-18 |
| 10/13 | Chargers | S | 6 | 23 | 3.8 | 13 | 0 | 3 | 13 | 4.3 | 10 | 0 | L | 16-23 |
| 10/17 | at Saints | S | 14 | 88 | 6.3 | 20 | 2 | 3 | 23 | 7.7 | 9 | 0 | W | 33-10 |
| 10/27 | Panthers | S | 17 | 44 | 2.6 | 9 | 0 | 4 | 8 | 2.0 | 4 | 0 | W | 28-14 |
| 11/03 | at Ravens | P | 12 | 42 | 3.5 | 7 | 0 | 2 | 42 | 21.0 | 34 | 0 | L | 10-41 |
| 11/10 | at Chiefs | P | 1 | 1 | 1.0 | 1 | 0 | 2 | 6 | 3.0 | 5 | 0 | L | 14-16 |
| 11/17 | Falcons | S | 9 | 59 | 6.6 | 14t | 1 | 4 | 28 | 7.0 | 15 | 0 | W | 38-6 |
| 11/24 | at Raiders | S | 8 | -2 | -0.3 | 7 | 0 | 2 | 6 | 3.0 | 5 | 0 | W | 29-19 |
| 12/02 | Browns | S | 4 | 1 | 0.3 | 2t | 1 | 1 | 3 | 3.0 | 3 | 0 | W | 41-32 |
| 12/15 | Colts | P | 6 | 15 | 2.5 | 4 | 0 | 2 | 8 | 4.0 | 9 | 0 | W | 31-13 |
| 2024 TOTALS | | 14-11 | 130 | 461 | 3.5 | 20 | 4 | 40 | 267 | 6.7 | 34 | 0 | 9-5 | |





4 QB



ZACH WILSON

HEIGHT/WEIGHT: 6-2 / 214

COLLEGE: Brigham Young

BIRTHDAY: Aug. 3, 1999

BORN: Draper, Utah

NFL EXPERIENCE: 4th YR

BRONCOS EXPERIENCE: 1st YR

GP/GS: 34/33

ACQUIRED: T (NYJ)-'24

AT A GLANCE

- A fourth-year quarterback who has appeared in 34 career regular-season games (33 starts) with the N.Y. Jets, completing 566-of-993 passes (57.0%) for 6,293 yards with 23 touchdowns and 25 interceptions (73.2 rtg.).
- Tallied 93 career rushing attempts for 498 yards (5.35 avg.) with five rushing touchdowns.
- Started 11-of-12 games played in 2023, totaling 2,271 yards on 221-of-368 passing (60.1%) with eight touchdowns and seven interceptions for a career-high passer rating (77.2 rtg.).
- In 2022, started all nine games played, completing 132-of-242 passes (54.5%) for 1,688 yards, six touchdowns and seven interceptions (72.8 rtg.).
- Started all 13 games he appeared in during his rookie season, completing 213-of-383 passes (55.6%) for 2,334 yards, nine touchdowns and 11 interceptions (69.7 rtg.) in 2021.
- Three-time Pepsi Zero Sugar Rookie of the Week winner in his debut season.
- Played three seasons at Brigham Young University (2018-20), completing 566-of-837 passes (67.6%) for 7,652 yards with 56 touchdowns in 30 games (28 starts).
- Was named Pro Football Focus All-America second team, Phil Steele All-America honorable mention and finished eighth in Heisman Trophy voting in 2020.
- Selected in the first round (second overall) of the 2021 NFL Draft by the N.Y. Jets.
- Acquired by Denver via trade (N.Y. Jets) on April 24, 2024.

2023: Wilson started 11-of-12 games played, totaling 2,271 yards while completing 221-of-368 passes (60.1%) with eight touchdowns and seven interceptions for a career-high passer rating (77.2 rtg.)... Led the Jets to a win in the season opener in relief of Jets QB Aaron Rodgers, going 13-of-21 passing (66.67%) for 140 yards and one score vs. Buf. (9/11)... Completed 28-of-39 passes (71.8%) for 245 yards with two touchdowns (105.2 rtg.) vs. KC (10/1)... Converted his second career two-point conversion on a rush in the third quarter to tie the game at 20-20 against the Chiefs... Was inactive for Games 11-12... Threw for a season-high 301 yards while completing 27-of-36 passes (75.0%) with two touchdowns vs. Hou. (12/10)... His 117.9 passer rating against the Texans was a career-high... Was inactive for Games 15-16.

2022: Wilson started all nine games played, completing 132-of-242 passes (54.5%) for 1,688 yards, six touchdowns and seven interceptions (72.8 rtg.)... Recorded single-season bests in yards per attempt (7) and completions of at least 50 yards (4)... Added 28 carries for 102 yards (3.6 avg.) and one score... Was inactive for Games 1-3... Made season debut and led a 10-point fourth-quarter comeback that saw him go 10-of-12 for 128 yards with one touchdown in the final quarter at Pit. (10/2)... Also caught a receiving touchdown against the Steelers, becoming first Jets quarterback in franchise history to do so... Recorded his first 300-yard passing performance of his career, throwing 20-of-41 passes (48.4%) for a career-high 355 yards, two touchdowns and three interceptions (64.6 rtg.) vs. N.E. (10/30)... Recorded his first career game with a 100-plus passer rating game after completing 18-of-25 passes (72.0%) for 154 yards with one touchdown for a 101.1 passer rating vs. Buf. (11/6)... Recorded his second career game with at least 300 passing yards vs. Det. (12/18), completing 18-of-35 passes (51.4%) for 317 yards, two touchdowns and one interception (89.8 rtg.)... Was inactive for Games 11-13, 16.

2021: Wilson started all 13 games he appeared in during his rookie season, completing 213-of-383 passes (55.6%) for 2,334 yards, nine touchdowns and 11 interceptions (69.7 rtg.)... Made his NFL debut in the season opener, hitting on 20-of-37 passing (54.1%) for 258 yards with two touchdowns and one interception (82.9 rtg.) at Car. (9/12)... Also rushed for one two-point conversion at Car. (9/12)... Honored with Pepsi Zero Sugar Rookie of the Week honors after completing 21-of-34 passes (61.8%) for 297 yards with two touchdowns and one interception (97.3 rtg.) vs. Ten. (10/3)... Was inactive for Games 7-10... Named Pepsi Zero Sugar Rookie of the Week for the second time of the season after completing 23-of-38 passes (60.5%) for 226 yards with two touchdowns and one interception (83.9 rtg.) vs. Phi. (12/5)... Secured the Pepsi Zero Sugar Rookie of the Week hat trick after leading the Jets with four carries for 91 rushing yards (22.8 avg.) and one score while completing 14-of-22 passes (63.6%) for 102 yards and one touchdown (89.6 rtg.) vs. Jac. (12/26)... His 54-yard rushing touchdown in the first quarter vs. Jac. (12/26) marked the longest rush by a quarterback in Jets franchise history at the time... Was voted Pepsi Zero Sugar Rookie of the Week three times (Weeks 4, 13 and 16), becoming one of four rookies to





win the award multiple times in 2021... Finished the season with 156 straight completions without an interception, the longest streak by any Jets quarterback since 2000 and the longest ever streak by a Jets' rookie.

COLLEGE: Wilson played in 30 career games at Brigham Young University (28 starts) over three seasons (2018-20), completing 566-of-837 passes (67.6%) for 7,652 yards with 56 touchdowns... Also added 212 career rushing attempts for 642 yards (3.0 avg.) with 15 touchdowns... In 2018, became the youngest quarterback to ever start for the Cougars... As a junior in 2020, completed 247-of-336 passes (73.5%) for 3,692 yards with 33 touchdowns and three interceptions... His 73.5 completion percentage broke the single-season school record previously held by Pro Football Hall of Fame QB Steve Young... Added 70 carries for 254 yards and 10 touchdowns in 2020... In 2020, ranked No. 2 nationally in completion percentage (73.5), No. 3 in passing yards (3,692), passing touchdowns (33) and yards per attempt (11), No. 4 in rushing touchdowns by a quarterback (10) and No. 10 in passing yards per game (307.7)... Named Pro Football Focus All-America second team, Phil Steele All-America honorable mention and finished eighth in Heisman Trophy voting.

PERSONAL: Wilson attended Corner Canyon High School in Draper, Utah, where he was named 5A MVP, runner-up for Utah Mr. Football and was an All-State first team selection at quarterback in 2017... As a senior, passed for 2,986 yards and 24 touchdowns while rushing for 752 yards and eight scores... Led Corner Canyon to the 5A state semifinals, a region championship and a 11-1 overall record... As a junior, threw for 2,708 yards and 20 touchdowns along with 539 rushing yards... Also earned a varsity letter in basketball... Zach Wilson was born on Aug. 3, 1999 in Draper, Utah.

Transactions

Signed by N.Y. Jets as a draft choice 7/29/21; Traded to Denver 4/24/24.

REGULAR SEASON COMPARISON: PASSING - LOS ANGELES CHARGERS

| DATE | OPP | W/L | GP/GS | C | ATT | YDS. | AVG. | TD | LG | INT | SK | SKYD | RTG |
|---------------|-------------|------------|------------|-----------|-----------|------------|------------|----------|-----------|----------|----------|-----------|-----------|
| 11/6/23 | NYJ vs. LAC | L | S | 33 | 49 | 263 | 5.4 | 0 | 33 | 0 | 8 | 57 | 80.6 |
| TOTALS | | 0/1 | 1/1 | 33 | 49 | 263 | 5.4 | 0 | 33 | 0 | 8 | 57 | -- |

Zach Wilson's NFL Regular Season Passing Statistics

| DATE | TEAM | GP | GS | ATT. | CMP. | PCT. | YDS | AVG. | TD | INT. | LG | SK | LST | RATE |
|---------------|---------|-----------|-----------|------------|------------|-------------|--------------|------------|-----------|-----------|-----------|------------|------------|-------------|
| 2021 | Jets | 13 | 13 | 383 | 213 | 55.6 | 2,334 | 6.1 | 9 | 11 | 54 | 44 | 370 | 69.7 |
| 2022 | Jets | 9 | 9 | 242 | 132 | 54.5 | 1,688 | 7.0 | 6 | 7 | 79 | 23 | 175 | 72.8 |
| 2023 | Jets | 12 | 11 | 368 | 221 | 60.1 | 2,271 | 6.2 | 8 | 7 | 68t | 46 | 340 | 77.2 |
| 2024 | Broncos | 0 | 0 | 0 | 0 | 0.0 | 0 | 0.0 | 0 | 0 | 0 | 0 | 0 | 0.0 |
| TOTALS | | 34 | 33 | 993 | 566 | 57.0 | 6,293 | 6.3 | 23 | 25 | 79 | 113 | 885 | 73.2 |

Zach Wilson's NFL Regular Season Rushing Statistics

| DATE | TEAM | NO. | YDS. | AVG. | LG | TD |
|---------------|---------|-----------|------------|------------|------------|----------|
| 2021 | Jets | 29 | 185 | 6.4 | 52t | 4 |
| 2022 | Jets | 28 | 102 | 3.6 | 18 | 1 |
| 2023 | Jets | 36 | 211 | 5.9 | 20 | 0 |
| 2024 | Broncos | 0 | 0 | 0.0 | 0 | 0 |
| TOTALS | | 93 | 498 | 5.4 | 52T | 5 |





Zach Wilson's NFL Regular Season Passing/Rushing Statistics

| DATE | TEAM | GP | GS | PASSING | | | | | | | | | | | RUSHING | | | | |
|---------------|---------|-----------|-----------|------------|------------|-------------|--------------|------------|-----------|-----------|-----------|------------|------------|-------------|-----------|------------|------------|------------|----------|
| | | | | ATT. | CMP. | PCT. | YDS | AVG. | TD | INT. | LG | SK | LST | RATE | NO. | YDS. | AVG. | LG | TD |
| 2021 | Jets | 13 | 13 | 383 | 213 | 55.6 | 2,334 | 6.1 | 9 | 11 | 54 | 44 | 370 | 69.7 | 29 | 185 | 6.4 | 52t | 4 |
| 2022 | Jets | 9 | 9 | 242 | 132 | 54.5 | 1,688 | 7.0 | 6 | 7 | 79 | 23 | 175 | 72.8 | 28 | 102 | 3.6 | 18 | 1 |
| 2023 | Jets | 12 | 11 | 368 | 221 | 60.1 | 2,271 | 6.2 | 8 | 7 | 68t | 46 | 340 | 77.2 | 36 | 211 | 5.9 | 20 | 0 |
| 2024 | Broncos | 0 | 0 | 0 | 0 | 0.0 | 0 | 0.0 | 0 | 0 | 0 | 0 | 0 | 0.0 | 0 | 0 | 0.0 | 0 | 0 |
| TOTALS | | 34 | 33 | 993 | 566 | 57.0 | 6,293 | 6.3 | 23 | 25 | 79 | 113 | 885 | 73.2 | 93 | 498 | 5.4 | 52T | 5 |

SINGLE-GAME HIGHS: QUARTERBACK

| | |
|---|---|
| <p>Pass Attempts 49 vs. Los Angeles Chargers, Nov 06, 2023 42 vs. New Orleans Saints, Dec 12, 2021 41 vs. New England Patriots, Oct 30, 2022 39 at Las Vegas Raiders, Nov 12, 2023 39 vs. Kansas City Chiefs, Oct 01, 2023</p> <p>Pass Completions 33 vs. Los Angeles Chargers, Nov 06, 2023 28 vs. Kansas City Chiefs, Oct 01, 2023 27 vs. Houston Texans, Dec 10, 2023 23 at Las Vegas Raiders, Nov 12, 2023 23 vs. Philadelphia Eagles, Dec 05, 2021</p> <p>Yards Passing 355 vs. New England Patriots, Oct 30, 2022 317 vs. Detroit Lions, Dec 18, 2022 301 vs. Houston Texans, Dec 10, 2023 297 vs. Tennessee Titans, Oct 03, 2021 263 at Las Vegas Raiders, Nov 12, 2023 ...1 more at 263.</p> <p>TD Passes 2 vs. Houston Texans, Dec 10, 2023 2 vs. Kansas City Chiefs, Oct 01, 2023 2 vs. Detroit Lions, Dec 18, 2022 ...4 more at 2.</p> <p>Long Passes 79 vs. Miami Dolphins, Oct 09, 2022 68t at Dallas Cowboys, Sep 17, 2023 63 vs. New England Patriots, Oct 30, 2022 54 vs. New England Patriots, Oct 30, 2022 54 vs. Tennessee Titans, Oct 03, 2021</p> <p>Completion Percentage 75.0 vs. Houston Texans, Dec 10, 2023 73.1 at Denver Broncos, Oct 08, 2023 72.0 vs. Buffalo Bills, Nov 06, 2022 71.8 vs. Kansas City Chiefs, Oct 01, 2023 67.3 vs. Los Angeles Chargers, Nov 06, 2023</p> | <p>Passer Rating 117.9 vs. Houston Texans, Dec 10, 2023 105.2 vs. Kansas City Chiefs, Oct 01, 2023 101.1 vs. Buffalo Bills, Nov 06, 2022 99.3 vs. Miami Dolphins, Oct 09, 2022 97.3 vs. Tennessee Titans, Oct 03, 2021</p> <p>Rush Attempts 5 at Dallas Cowboys, Sep 17, 2023 5 vs. Buffalo Bills, Nov 06, 2022 5 at Green Bay Packers, Oct 16, 2022 4 at Buffalo Bills, Nov 19, 2023 ...9 more at 4.</p> <p>Rushing Yards 91 vs. Jacksonville Jaguars, Dec 26, 2021 54 at Las Vegas Raiders, Nov 12, 2023 36 at Dallas Cowboys, Sep 17, 2023 33 vs. New Orleans Saints, Dec 12, 2021 26 at Denver Broncos, Oct 08, 2023 ...1 more at 26.</p> <p>Longest Runs 52t vs. Jacksonville Jaguars, Dec 26, 2021 20 at Las Vegas Raiders, Nov 12, 2023 20 at Las Vegas Raiders, Nov 12, 2023 20 at Buffalo Bills, Jan 09, 2022 ...1 more at 20.</p> <p>Rushing TDs 1 vs. Miami Dolphins, Oct 09, 2022 1 vs. Jacksonville Jaguars, Dec 26, 2021 1 at Miami Dolphins, Dec 19, 2021 ...2 more at 1.</p> |
|---|---|

300-YARD PASSING GAMES (3): REGULAR SEASON

| DATE | TEAM | NO. | YDS. | AVG. | LG | TD |
|----------|----------|-----|------|------|----|----|
| 10/30/22 | PATRIOTS | 20 | 355 | 17.8 | 63 | 2 |
| 12/18/22 | LIONS | 18 | 317 | 17.6 | 50 | 2 |
| 12/10/23 | TEXANS | 27 | 301 | 11.1 | 27 | 2 |





2023 GAME-BY-GAME REGULAR-SEASON STATISTICS (JETS)

| DATE | OPPONENT | P/S | PASSING | | | | | | | | | | RUSHING | | | | W/L | SCORE | |
|--------------------|-------------|--------------|------------------|------------|--------------|-------------|------------|-------------|----------|----------|------------|---------------|-------------|-----------|------------|-----------|----------|-------------|--------|
| | | | ATT | CMP | YDS | PCT | Y/A | Y/C | TD | INT | LG | SK/YD | RATE | ATT | YDS | LG | | | TD |
| 09/11 | Bills | P | 21 | 14 | 140 | 66.7 | 6.7 | 10.0 | 1 | 1 | 24 | 2/13 | 81.4 | 4 | 6 | 6 | 0 | W | 22-16+ |
| 09/17 | at Cowboys | S | 27 | 12 | 170 | 44.4 | 6.3 | 14.2 | 1 | 3 | 68t | 3/19 | 38.1 | 5 | 36 | 16 | 0 | L | 10-30 |
| 09/24 | Patriots | S | 36 | 18 | 157 | 50.0 | 4.4 | 8.7 | 0 | 0 | 29 | 3/24 | 61.9 | 1 | 1 | 1 | 0 | L | 10-15 |
| 10/01 | Chiefs | S | 39 | 28 | 245 | 71.8 | 6.3 | 8.8 | 2 | 0 | 39 | 2/17 | 105.2 | 2 | 14 | 14 | 0 | L | 20-23 |
| 10/08 | at Broncos | S | 26 | 19 | 199 | 73.1 | 7.7 | 10.5 | 0 | 1 | 37 | 4/26 | 78.8 | 3 | 26 | 9 | 0 | W | 31-21 |
| 10/15 | Eagles | S | 33 | 19 | 186 | 57.6 | 5.6 | 9.8 | 0 | 0 | 33 | 5/31 | 73.5 | 4 | 15 | 9 | 0 | W | 20-14 |
| 10/29 | at Giants | S | 36 | 17 | 240 | 47.2 | 6.7 | 14.1 | 1 | 0 | 50t | 4/47 | 78.5 | 4 | 25 | 17 | 0 | W | 13-10+ |
| 11/06 | Chargers | S | 49 | 33 | 263 | 67.3 | 5.4 | 8.0 | 0 | 0 | 33 | 8/57 | 80.6 | 2 | 7 | 7 | 0 | L | 6-27 |
| 11/12 | at Raiders | S | 39 | 23 | 263 | 59.0 | 6.7 | 11.4 | 0 | 1 | 41 | 2/6 | 68.6 | 4 | 54 | 20 | 0 | L | 12-16 |
| 11/19 | at Bills | S | 15 | 7 | 81 | 46.7 | 5.4 | 11.6 | 1 | 1 | 18 | 5/30 | 57.9 | 4 | 15 | 7 | 0 | L | 6-32 |
| 11/24 | Dolphins | | ON INACTIVE LIST | | | | | | | | | | | | | | L | 13-34 | |
| 12/03 | Falcons | | ON INACTIVE LIST | | | | | | | | | | | | | | L | 8-13 | |
| 12/10 | Texans | S | 36 | 27 | 301 | 75.0 | 8.4 | 11.1 | 2 | 0 | 27 | 4/33 | 117.9 | 3 | 12 | 10 | 0 | W | 30-6 |
| 12/17 | at Dolphins | S | 11 | 4 | 26 | 36.4 | 2.4 | 6.5 | 0 | 0 | 8 | 4/37 | 44.9 | 0 | 0 | 0 | 0 | L | 0-30 |
| 12/24 | Commanders | | ON INACTIVE LIST | | | | | | | | | | | | | | W | 30-28 | |
| 12/28 | at Browns | | ON INACTIVE LIST | | | | | | | | | | | | | | L | 20-37 | |
| 01/07 | at Patriots | | DID NOT PLAY | | | | | | | | | | | | | | W | 17-3 | |
| 2023 TOTALS | | 12-11 | 368 | 221 | 2,271 | 60.1 | 6.2 | 10.3 | 8 | 7 | 68T | 46/340 | 77.2 | 36 | 211 | 20 | 0 | 7-10 | |

+ - Overtime

2024 GAME-BY-GAME REGULAR-SEASON STATISTICS (BRONCOS)

| DATE | OPPONENT | P/S | PASSING | | | | | | | | | | RUSHING | | | | W/L | SCORE | |
|--------------------|---------------|------------|------------------|----------|----------|------------|------------|------------|----------|----------|----------|------------|------------|----------|----------|----------|----------|------------|----|
| | | | ATT | CMP | YDS | PCT | Y/A | Y/C | TD | INT | LG | SK/YD | RATE | ATT | YDS | LG | | | TD |
| 09/08 | at Seahawks | | ON INACTIVE LIST | | | | | | | | | | | | | | L | 20-26 | |
| 09/15 | Steelers | | ON INACTIVE LIST | | | | | | | | | | | | | | L | 6-13 | |
| 09/22 | at Buccaneers | | ON INACTIVE LIST | | | | | | | | | | | | | | W | 26-7 | |
| 09/29 | at Jets | | ON INACTIVE LIST | | | | | | | | | | | | | | W | 10-9 | |
| 10/06 | Raiders | | ON INACTIVE LIST | | | | | | | | | | | | | | W | 34-18 | |
| 10/13 | Chargers | | ON INACTIVE LIST | | | | | | | | | | | | | | L | 16-23 | |
| 10/17 | at Saints | | INACTIVE | | | | | | | | | | | | | | W | 33-10 | |
| 10/27 | Panthers | | ON INACTIVE LIST | | | | | | | | | | | | | | W | 28-14 | |
| 11/03 | at Ravens | | ON INACTIVE LIST | | | | | | | | | | | | | | L | 10-41 | |
| 11/10 | at Chiefs | | ON INACTIVE LIST | | | | | | | | | | | | | | L | 14-16 | |
| 11/17 | Falcons | | ON INACTIVE LIST | | | | | | | | | | | | | | W | 38-6 | |
| 11/24 | at Raiders | | ON INACTIVE LIST | | | | | | | | | | | | | | W | 29-19 | |
| 12/02 | Browns | | ON INACTIVE LIST | | | | | | | | | | | | | | W | 41-32 | |
| 12/15 | Colts | | ON INACTIVE LIST | | | | | | | | | | | | | | W | 31-13 | |
| 2024 TOTALS | | 0-0 | 0 | 0 | 0 | 0.0 | 0.0 | 0.0 | 0 | 0 | 0 | 0/0 | 0.0 | 0 | 0 | 0 | 0 | 9-5 | |





**WEEK-BY-WEEK
TEAM & INDIVIDUAL
STATISTICS**

TEAM STATS



DENVER BRONCOS / REGULAR SEASON WEEK 15 / THROUGH SUNDAY, DECEMBER 15, 2024

| WON 9, LOST 5 | | | | SEAN PAYTON (14 GAMES) | |
|---------------|---|-------|----------------|------------------------|--|
| 09/08 | L | 20-26 | at Seattle | 68,714 | |
| 09/15 | L | 6-13 | Pittsburgh | 74,215 | |
| 09/22 | W | 26-7 | at Tampa Bay | 62,738 | |
| 09/29 | W | 10-9 | at N.Y. Jets | 82,243 | |
| 10/06 | W | 34-18 | Las Vegas | 72,825 | |
| 10/13 | L | 16-23 | L.A. Chargers | 70,743 | |
| 10/17 | W | 33-10 | at New Orleans | 70,008 | |
| 10/27 | W | 28-14 | Carolina | 76,135 | |
| 11/03 | L | 10-41 | at Baltimore | 71,051 | |
| 11/10 | L | 14-16 | at Kansas City | 73,704 | |
| 11/17 | W | 38-6 | Atlanta | 76,545 | |
| 11/24 | W | 29-19 | at Las Vegas | 62,460 | |
| 12/02 | W | 41-32 | Cleveland | 68,306 | |
| 12/15 | W | 31-13 | Indianapolis | 76,496 | |

| 2024 TEAM STATISTICS | | | DEN | OPP. |
|----------------------------------|--|--|----------------|----------------|
| FIRST DOWNS | | | 245 | 265 |
| Rushing | | | 94 | 69 |
| Passing | | | 133 | 162 |
| Penalty | | | 18 | 34 |
| Third Down-Made/Att | | | 72/191 | 74/202 |
| Third Down Efficiency | | | 37.7% | 36.6% |
| Fourth Down-Made/Att | | | 10/17 | 14/24 |
| Fourth Down Efficiency | | | 58.8% | 58.3% |
| TOTAL NET YARDS | | | 4,355 | 4,414 |
| Avg. Per Game | | | 311.1 | 315.3 |
| Total Plays | | | 860 | 915 |
| Avg. Per Play | | | 5.1 | 4.8 |
| NET YARDS RUSHING | | | 1,517 | 1,380 |
| Avg. Per Game | | | 108.4 | 98.6 |
| Total Rushes | | | 370 | 357 |
| Avg. Per Rush | | | 4.1 | 3.9 |
| NET YARDS PASSING | | | 2,838 | 3,034 |
| Avg. Per Game | | | 202.7 | 216.7 |
| Sacked/Yards Lost | | | 20/167 | 49/284 |
| Gross Yards | | | 3,005 | 3,318 |
| Attempts/Completions | | | 470/300 | 509/321 |
| Pct. of Completion | | | 63.8% | 63.1% |
| Had Intercepted | | | 11 | 14 |
| PUNTS/AVERAGE | | | 66/47.2 | 70/49.0 |
| Net Punting Average | | | 42.3 | 41.2 |
| PUNT RETURN/AVG. | | | 26/15.7 | 26/8.7 |
| KICKOFF RETURN/AVG. | | | 12/28.1 | 18/26.1 |
| INTERCEPTION RETURN/AVG. | | | 14/29.5 | 11/3.8 |
| PENALTIES/YARDS | | | 89/804 | 93/685 |
| FUMBLES/BALL LOST | | | 11/7 | 15/9 |
| TOUCHDOWNS | | | 36 | 24 |
| Rushing | | | 10 | 7 |
| Passing | | | 21 | 17 |
| Returns | | | 5 | 0 |
| EXTRA POINTS/ATTEMPTS | | | 35/35 | 21/21 |
| TWO POINT CONVERSION/ATT. | | | 0/1 | 2/3 |
| FIELD GOALS/ATTEMPTS | | | 27/30 | 26/28 |
| AVG. TIME OF POSSESSION | | | 29:14 | 30:46 |

| * SCORE BY PERIODS | | | | | | | | | |
|--------------------|----|-----|----|-----|-------|-------|-----|---|-----|
| | Q1 | Q2 | Q3 | Q4 | OT | PTS | | | |
| TEAM | 37 | 128 | 58 | 113 | 0 | 336 | | | |
| OPPONENTS | 61 | 94 | 41 | 51 | 0 | 247 | | | |
| SCORING | | | | | | | | | |
| | TD | RU | PA | RT | K-PAT | FG | 2PT | S | PTS |
| W. Lutz | 0 | 0 | 0 | 0 | 35/35 | 27/30 | 0 | 0 | 116 |
| C. Sutton | 6 | 0 | 6 | 0 | 0/0 | 0/0 | 0 | 0 | 36 |
| B. Nix | 5 | 4 | 1 | 0 | 0/0 | 0/0 | 0 | 0 | 30 |
| J. Williams | 4 | 4 | 0 | 0 | 0/0 | 0/0 | 0 | 0 | 24 |
| N. Adkins | 3 | 0 | 3 | 0 | 0/0 | 0/0 | 0 | 0 | 18 |
| J. McLaughlin | 3 | 1 | 2 | 0 | 0/0 | 0/0 | 0 | 0 | 18 |
| N. Bonitto | 2 | 0 | 0 | 2 | 0/0 | 0/0 | 0 | 0 | 12 |
| T. Franklin | 2 | 0 | 2 | 0 | 0/0 | 0/0 | 0 | 0 | 12 |
| M. Mims Jr. | 2 | 0 | 2 | 0 | 0/0 | 0/0 | 0 | 0 | 12 |
| A. Trautman | 2 | 0 | 2 | 0 | 0/0 | 0/0 | 0 | 0 | 12 |
| C. Barton | 1 | 0 | 0 | 1 | 0/0 | 0/0 | 0 | 0 | 6 |
| M. Burton | 1 | 1 | 0 | 0 | 0/0 | 0/0 | 0 | 0 | 6 |
| L. Humphrey | 1 | 0 | 1 | 0 | 0/0 | 0/0 | 0 | 0 | 6 |
| J. McMillian | 1 | 0 | 0 | 1 | 0/0 | 0/0 | 0 | 0 | 6 |
| J. Reynolds | 1 | 0 | 1 | 0 | 0/0 | 0/0 | 0 | 0 | 6 |
| P. Surtain II | 1 | 0 | 0 | 1 | 0/0 | 0/0 | 0 | 0 | 6 |
| D. Vele | 1 | 0 | 1 | 0 | 0/0 | 0/0 | 0 | 0 | 6 |
| Z. Allen | 0 | 0 | 0 | 0 | 0/0 | 0/0 | 0 | 1 | 2 |
| TEAM | 36 | 10 | 21 | 5 | 35/35 | 27/30 | 0 | 1 | 336 |
| OPPONENTS | 24 | 7 | 17 | 0 | 21/21 | 26/28 | 2 | 0 | 247 |

SACKS: N. Bonitto 11.5, J. Cooper 8.0, J. Franklin-Myers 5.5, J. Elliss 5.0, Z. Allen 5.0, J. Strnad 3.0, D. Tillman 3.0, M. Roach 2.5, C. Barton 1.5, J. McMillian 1.0, D. Key 1.0, P. Locke 1.0, E. Uwazurike 0.5, D. Jones 0.5, **TM** 49.0, **OPP** 20.0 **FUM/LOST:** J. Williams 2/2, A. Estime 2/1, L. Humphrey 2/1, C. Sutton 1/1, J. McLaughlin 1/1, T. Badie 1/1, L. Wattenberg 1/0, B. Nix 1/0, **TM** 11/7, **OPP** 15/9

| * PASSING | | | | | | | | | | | | | |
|------------------|-----|-----|-------|-------|---------|----|------|-----|------|------|------|------|--------|
| | ATT | CMP | YDS | CMP% | YDS/ATT | TD | TD% | INT | INT% | LONG | SACK | LOST | RATING |
| B. Nix | 467 | 297 | 2,972 | 63.6 | 6.4 | 20 | 4.3 | 11 | 2.4 | 93t | 20 | 167 | 86.1 |
| C. Sutton | 2 | 2 | 30 | 100.0 | 15.0 | 1 | 50.0 | 0 | 0.0 | 28 | 0 | 0 | 158.3 |
| R. Dixon | 1 | 1 | 3 | 100.0 | 3.0 | 0 | 0.0 | 0 | 0.0 | 3 | 0 | 0 | 79.2 |
| TEAM | 470 | 300 | 3,005 | 63.8 | 6.4 | 21 | 4.5 | 11 | 2.3 | 93t | 20 | 167 | 87.1 |
| OPPONENTS | 509 | 321 | 3,318 | 63.1 | 6.5 | 17 | 3.3 | 14 | 2.8 | 70t | 49 | 284 | 81.5 |

| * RUSHING | | | | | |
|------------------|-----|-------|------|------|----|
| | NO. | YDS | AVG | LONG | TD |
| J. Williams | 130 | 461 | 3.5 | 20 | 4 |
| J. McLaughlin | 87 | 388 | 4.5 | 21 | 1 |
| B. Nix | 75 | 327 | 4.4 | 32 | 4 |
| A. Estime | 46 | 204 | 4.4 | 21 | 0 |
| T. Badie | 11 | 86 | 7.8 | 43 | 0 |
| M. Mims Jr. | 11 | 40 | 3.6 | 17 | 0 |
| T. Franklin | 2 | 8 | 4.0 | 5 | 0 |
| M. Burton | 6 | 5 | 0.8 | 3 | 1 |
| J. Stidham | 2 | -2 | -1.0 | -1 | 0 |
| TEAM | 370 | 1,517 | 4.1 | 43 | 10 |
| OPPONENTS | 357 | 1,380 | 3.9 | 40 | 7 |

| * RECEIVING | | | | | | |
|------------------|-----|-----|-------|------|------|----|
| | TAR | NO. | YDS | AVG | LONG | TD |
| C. Sutton | 113 | 66 | 878 | 13.3 | 37 | 6 |
| J. Williams | 53 | 40 | 267 | 6.7 | 34 | 0 |
| D. Vele | 46 | 33 | 377 | 11.4 | 37 | 1 |
| T. Franklin | 46 | 23 | 227 | 9.9 | 30 | 2 |
| L. Humphrey | 43 | 29 | 267 | 9.2 | 41t | 1 |
| M. Mims Jr. | 34 | 23 | 287 | 12.5 | 93t | 2 |
| J. McLaughlin | 23 | 20 | 60 | 3.0 | 11 | 2 |
| J. Reynolds | 19 | 12 | 183 | 15.3 | 49 | 1 |
| L. Krull | 19 | 15 | 128 | 8.5 | 23 | 0 |
| A. Trautman | 18 | 11 | 178 | 16.2 | 37 | 2 |
| G. Dulcich | 12 | 5 | 28 | 5.6 | 9 | 0 |
| N. Adkins | 9 | 8 | 65 | 8.1 | 16 | 3 |
| M. Burton | 7 | 7 | 46 | 6.6 | 28 | 0 |
| A. Estime | 4 | 4 | 14 | 3.5 | 11 | 0 |
| T. Badie | 3 | 3 | -2 | -0.7 | 2 | 0 |
| B. Nix | 1 | 1 | 2 | 2.0 | 2t | 1 |
| TEAM | 450 | 300 | 3,005 | 10.0 | 93t | 21 |
| OPPONENTS | 484 | 321 | 3,318 | 10.3 | 70t | 17 |

| * INTERCEPTIONS | | | | | |
|------------------|-----|-----|------|------|----|
| | NO. | YDS | AVG | LONG | TD |
| P. Surtain II | 4 | 132 | 33.0 | 100t | 1 |
| B. Jones | 3 | 74 | 24.7 | 37 | 0 |
| C. Barton | 2 | 71 | 35.5 | 56 | 0 |
| J. McMillian | 2 | 44 | 22.0 | 44t | 1 |
| N. Bonitto | 1 | 71 | 71.0 | 71t | 1 |
| A. Singleton | 1 | 21 | 21.0 | 21 | 0 |
| R. Moss | 1 | 0 | 0.0 | 0 | 0 |
| TEAM | 14 | 413 | 29.5 | 100t | 3 |
| OPPONENTS | 11 | 42 | 3.8 | 25 | 0 |

| * FUMBLES | | | | | |
|------------------|-----|-----|----|-----|----|
| | FUM | LST | FF | REC | TD |
| J. Williams | 2 | 2 | 0 | 0 | 0 |
| T. Badie | 1 | 1 | 0 | 0 | 0 |
| A. Estime | 2 | 1 | 0 | 0 | 0 |
| L. Humphrey | 2 | 1 | 0 | 1 | 0 |
| J. McLaughlin | 1 | 1 | 0 | 0 | 0 |
| C. Sutton | 1 | 1 | 0 | 0 | 0 |
| B. Nix | 1 | 0 | 0 | 2 | 0 |
| A. Trautman | 0 | 0 | 0 | 1 | 0 |
| L. Wattenberg | 1 | 0 | 0 | 0 | 0 |
| TEAM | 11 | 7 | 0 | 4 | 0 |
| OPPONENTS | 15 | 9 | 0 | 4 | 0 |

| * PUNTING | | | | | | | | |
|------------------|-----|-------|------|------|----|----|----|---|
| | NO. | YDS | AVG | NET | TB | IN | LG | B |
| R. Dixon | 66 | 3,115 | 47.2 | 42.3 | 5 | 30 | 65 | 0 |
| TEAM | 66 | 3,115 | 47.2 | 42.3 | 5 | 30 | 65 | 0 |
| OPPONENTS | 70 | 3,432 | 49.0 | 41.2 | 7 | 24 | 67 | 0 |

| * PUNT RETURNS | | | | | | |
|------------------|-----|----|-----|------|------|----|
| | RET | FC | YDS | AVG | LONG | TD |
| M. Mims Jr. | 26 | 17 | 408 | 15.7 | 61 | 0 |
| TEAM | 26 | 17 | 408 | 15.7 | 61 | 0 |
| OPPONENTS | 26 | 19 | 226 | 8.7 | 36 | 0 |

| * KICKOFF RETURNS | | | | | |
|-------------------|-----|-----|------|------|----|
| | NO. | YDS | AVG | LONG | TD |
| T. Smith | 6 | 170 | 28.3 | 38 | 0 |
| M. Mims Jr. | 6 | 167 | 27.8 | 38 | 0 |
| TEAM | 12 | 337 | 28.1 | 38 | 0 |
| OPPONENTS | 18 | 470 | 26.1 | 59 | 0 |

| * FIELD GOALS | | | | | |
|------------------|------|-------|-------|-------|-----|
| | 1-19 | 20-29 | 30-39 | 40-49 | 50+ |
| W. Lutz | 0/0 | 2/2 | 11/12 | 10/10 | 4/6 |
| TEAM | 0/0 | 2/2 | 11/12 | 10/10 | 4/6 |
| OPPONENTS | 0/0 | 7/7 | 9/9 | 6/7 | 4/5 |

W. Lutz: (35G, 30G, 45G) (35G, 29G) (43G, 38G, 33G, 43G) (47G, 50WL) (51G, 44G) (40G) (46G, 32G, 52G, 38G) (-) (37G) (60SH, 35B) (45G) (38G, 53G, 54G, 45G, 33G) (36G, 27G) (44G)
OPP: (50G, 28G) (22G, 53G) (23G, 35G, 40G, 50WR) (40G) (20G, 33G, 46G) (35G) (33G, 37G) (36G, 28G, 20G) (41G, 51G) (34G, 34G, 53G, 22G) (47WL, 45G) (37G, 49G)

2-Pt Conv: **TM** 0-1, **OPP** 2-3





2024 REGULAR SEASON DENVER BRONCOS DEFENSIVE STATS
(THROUGH WEEK 15)

| POS. | PLAYER | TKL. | AST. | COMB | TFL | SACKS/SK. | YDS. | PR | FR | FF | INT./YDS. | PD |
|---------------|-------------------|------------|------------|------------|-----------|-------------------|------|------------|----------|----------|---------------|-----------|
| S | B. Jones | 63 | 28 | 91 | 2 | 0.0/0.0 | | 0 | 1 | 1 | 3/74 | 9 |
| ILB | C. Barton | 43 | 45 | 88 | 1 | 1.5/2.5 | | 2 | 1 | 1 | 2/71 | 4 |
| CB | R. Moss | 53 | 18 | 71 | 1 | 0.0/0.0 | | 0 | 1 | 1 | 1/0 | 8 |
| CB | J. McMillian | 50 | 18 | 68 | 3 | 1.0/14.0 | | 1 | 0 | 1 | 2/44 | 9 |
| ILB | J. Strnad | 38 | 21 | 59 | 7 | 3.0/8.0 | | 4 | 0 | 0 | 0/0 | 3 |
| S | P. Locke | 41 | 17 | 58 | 3 | 1.0/10.0 | | 1 | 0 | 1 | 0/0 | 2 |
| OLB | J. Cooper | 29 | 23 | 52 | 9 | 8.0/40.0 | | 16 | 0 | 1 | 0/0 | 0 |
| DL | Z. Allen | 27 | 22 | 49 | 12 | 5.0/22.0 | | 29 | 0 | 0 | 0/0 | 1 |
| OLB | N. Bonitto | 28 | 13 | 41 | 14 | 11.5/79.5 | | 20 | 1 | 2 | 1/71 | 3 |
| DT | M. Roach | 17 | 21 | 38 | 4 | 2.5/14.0 | | 7 | 1 | 0 | 0/0 | 2 |
| DT | D. Jones | 19 | 17 | 36 | 1 | 0.5/1.5 | | 2 | 1 | 0 | 0/0 | 2 |
| DL | J. Franklin-Myers | 17 | 19 | 36 | 7 | 5.5/39.5 | | 14 | 0 | 0 | 0/0 | 0 |
| CB | P. Surtain II | 24 | 8 | 32 | 1 | 0.0/0.0 | | 0 | 0 | 0 | 4/131 | 11 |
| ILB | A. Singleton | 17 | 14 | 31 | 1 | 0.0/0.0 | | 1 | 0 | 0 | 1/21 | 1 |
| CB | L. Wallace | 20 | 8 | 28 | 0 | 0.0/0.0 | | 0 | 0 | 0 | 0/0 | 2 |
| OLB | J. Elliss | 18 | 7 | 25 | 6 | 5.0/27.5 | | 6 | 0 | 0 | 0/0 | 2 |
| S | D. Key | 11 | 12 | 23 | 0 | 1.0/0.0 | | 1 | 0 | 0 | 0/0 | 0 |
| OLB | D. Tillman | 8 | 8 | 16 | 3 | 3.0/24.0 | | 4 | 0 | 0 | 0/0 | 0 |
| DL | J. Jackson | 2 | 13 | 15 | 0 | 0.0/0.0 | | 1 | 0 | 0 | 0/0 | 0 |
| ILB | K. Alexander | 3 | 5 | 8 | 0 | 0.0/0.0 | | 0 | 1 | 1 | 0/0 | 0 |
| DL | E. Uwazurike | 1 | 7 | 8 | 0 | 0.5/1.5 | | 1 | 0 | 0 | 0/0 | 0 |
| OLB | B. Browning | 1 | 6 | 7 | 1 | 0.0/0.0 | | 0 | 0 | 0 | 0/0 | 0 |
| LB | K. Welch | 3 | 3 | 6 | 0 | 0.0/0.0 | | 0 | 0 | 0 | 0/0 | 0 |
| CB | K. Abrams-Draine | 2 | 1 | 3 | 0 | 0.0/0.0 | | 0 | 0 | 0 | 0/0 | 1 |
| ILB | Z. Cunningham | 1 | 2 | 3 | 0 | 0.0/0.0 | | 0 | 0 | 0 | 0/0 | 0 |
| ILB | L. Bailey | 1 | 1 | 2 | 0 | 0.0/0.0 | | 0 | 0 | 0 | 0/0 | 0 |
| DB | K. Smith | 0 | 2 | 2 | 0 | 0.0/0.0 | | 0 | 0 | 0 | 0/0 | 0 |
| WR | M. Mims Jr. | 1 | 0 | 1 | 0 | 0.0/0.0 | | 0 | 0 | 0 | 0/0 | 0 |
| CB | D. Mathis | 0 | 1 | 1 | 0 | 0.0/0.0 | | 0 | 0 | 0 | 0/0 | 1 |
| S | J. Skinner | 0 | 1 | 1 | 0 | 0.0/0.0 | | 0 | 0 | 0 | 0/0 | 0 |
| TOTALS | | 538 | 361 | 899 | 76 | 49.0/284.0 | | 110 | 7 | 9 | 14/412 | 61 |

2024 REGULAR SEASON BRONCOS SPECIAL TEAMS
STATS

| POS. | PLAYER | TKL. | AST. | COMB. |
|------|---------------------|------|------|-------|
| OLB | Elliss, Jonah | 3 | 4 | 7 |
| S | Skinner, JL | 4 | 2 | 6 |
| S | Key, Devon | 3 | 3 | 6 |
| DB | Smith, Keidron | 4 | 1 | 5 |
| LS | Fraboni, Mitchell | 3 | 2 | 5 |
| TE | Adkins, Nate | 2 | 3 | 5 |
| FB | Burton, Michael | 1 | 4 | 5 |
| CB | Smith, Tremon | 3 | 1 | 4 |
| ILB | Strnad, Justin | 2 | 2 | 4 |
| P | Dixon, Riley | 2 | 1 | 3 |
| ILB | Bailey, Levelle | 0 | 3 | 3 |
| ILB | Barton, Cody | 1 | 1 | 2 |
| LB | Welch, Kristian | 1 | 1 | 2 |
| S | Locke, P.J. | 1 | 0 | 1 |
| OLB | Tillman, Dondrea | 1 | 0 | 1 |
| CB | Abrams-Draine, Kris | 0 | 1 | 1 |
| CB | Mathis, Damarri | 0 | 1 | 1 |

DEFENSIVE SCORES

- INT (3)** (1:52) (Shotgun) J.Winston pass short left intended for J.Akins INTERCEPTED by N.Bonitto [Z.Allen] at DEN 29. N.Bonitto for 71 yards. **vs. CLE (12/02/24)**
(1:59) (Shotgun) J.Winston pass short left intended for E.Moore INTERCEPTED by J.McMillian at CLV 44. J.McMillian for 44 yards. **vs. CLE (12/02/24)**
(8:59) G.Minshew pass short left intended for B.Bowers INTERCEPTED by P.Surtain at DEN 0. P.Surtain for 100 yards. **vs. LV (10/06/24)**
- FR (2)** (4:19) (No Huddle, Shotgun) S.Rattler sacked at DEN 48 for -14 yards (J.McMillian). FUMBLES (J.McMillian) [J.McMillian], RECOVERED by DEN-C.Barton at DEN 48. C.Barton for 52 yards. **@ NO (10/17/24)**
(12:39) (Shotgun) A.Mitchell to 50 for -10 yards (N.Bonitto). FUMBLES (N.Bonitto), RECOVERED by DEN-N.Bonitto at 50. N.Bonitto for 50 yards. PENALTY on DEN-N.Bonitto, Unsportsmanlike Conduct, 15 yards, enforced between downs. **vs. IND (12/15/24)**
- Safety (2)** (11:28) (Shotgun) G.Smith pass incomplete short left to D.Metcalf (P.Locke). PENALTY on SEA-A.Bradford, Offensive Holding, 1 yard, enforced in End Zone, SAFETY - No Play. **@ SEA (09/08/24)**
(4:36) (Shotgun) Z.Charbonnet right guard tackled in End Zone for -1 yards, SAFETY (Z.Allen, J.Cooper). **@ SEA (09/08/24)**

SPECIAL TEAMS BIG PLAYS



DEFENSIVE STATS



| | | | | | | |
|---------------|-----------------------|-----------|-----------|-----------|--------|--|
| DB | McCalister, Tanner | 0 | 1 | 1 | FR (1) | (10:26) R.Dixon punts 54 yards to SEA 10, Center-M.Fraboni. D.Williams MUFFS catch, touched at SEA 10, RECOVERED by DEN-J.Skinner at SEA 9. @ SEA (09/08/24) |
| TOTALS | | 31 | 31 | 62 | | |

REGULAR SEASON DEFENSIVE AND SPECIAL TEAMS STATISTICS ARE BASED ON PRESS BOX STATISTICS.



PARTICIPATION



(AS OF DEC 16, 2024, 1:04 AM PST)

2024 : REGULAR SEASON

| PLAYERS | 1 | 2 | 3 | 4 | 5 | 6 | 7 | 8 | 9 | 10 | 11 | 12 | 13 | 14 | 15 | 16 | 17 | 2024 | | | |
|--------------------|---------------|-------------|---------------|----------------|------------|--------------|----------------|--------------|----------------|----------------|--------------|----------------|-------------|--------------|-----------------|-----------------|-----------|------|----|-----|----|
| | AT SEA 9/8 | PIT 9/15 | AT TB 9/22 | AT NYJ 9/29 | LV 10/6 | LAC 10/13 | AT NO 10/17 | CAR 10/27 | AT BAL 11/3 | AT KC 11/10 | ATL 11/17 | AT LV 11/24 | CLE 12/2 | IND 12/15 | AT LAC 12/19 | AT CIN 12/28 | KC 1/5 | GP | GS | DNP | IN |
| Abrams-Draine, K. | N | N | N | N | N | N | N | N | N | N | N | N | P | RCB | - | - | - | 2 | 1 | 0 | 12 |
| Adkins, N. | FB | FB | N | FB | P | P | P | FB | FB | P | FB | FB | P | FB | - | - | - | 14 | 8 | 0 | 0 |
| Alexander, K. | NOT | NOT | NOT | PS | PS | PS | ILB | P | ILB | PS | PS | PS | PS | PS | - | - | - | 3 | 2 | 0 | 0 |
| Allen, Z. | DE | DE | DE | DE | DE | DE | DE | DE | DE | DE | DE | N | DE | DE | - | - | - | 13 | 13 | 0 | 1 |
| Badie, T. | PS | P | P | P | IR | IR | IR | IR | IR | IR | IR | IR | IR | IR | - | - | - | 3 | 0 | 0 | 0 |
| Bailey, L. | PS | PS | PS | P | P | P | P | P | P | P | P | P | P | N | - | - | - | 10 | 0 | 0 | 1 |
| Bailey, Q. | IR | IR | IR | IR | IR | IR | IR | IR | IR | IR | IR | IR | IR | IR | - | - | - | 0 | 0 | 0 | 0 |
| Bandy, M. | PS | PS | PS | PS | PS | PS | PS | PS | PS | PS | PS | PS | PS | PS | - | - | - | 0 | 0 | 0 | 0 |
| Barton, C. | P | P | P | ILB | ILB | ILB | ILB | ILB | ILB | ILB | ILB | ILB | ILB | ILB | - | - | - | 14 | 11 | 0 | 0 |
| Bolles, G. | LT | LT | LT | LT | LT | LT | LT | LT | LT | LT | LT | LT | LT | LT | - | - | - | 14 | 14 | 0 | 0 |
| Bonitto, N. | P | P | WLB | WLB | WLB | WLB | WLB | WLB | WLB | WLB | WLB | WLB | WLB | WLB | - | - | - | 14 | 12 | 0 | 0 |
| Browning, B. | WLB | WLB | IR | IR | IR | IR | P | P | P | NOT | NOT | NOT | NOT | NOT | - | - | - | 5 | 2 | 0 | 0 |
| Burton, M. | P | P | P | P | FB | P | P | P | P | P | P | P | FB | P | - | - | - | 14 | 2 | 0 | 0 |
| Cooper, J. | SLB | SLB | SLB | SLB | SLB | SLB | SLB | SLB | SLB | SLB | SLB | SLB | SLB | SLB | - | - | - | 14 | 14 | 0 | 0 |
| Crum, F. | N | N | P | P | P | P | P | P | N | N | N | N | N | N | - | - | - | 6 | 0 | 0 | 8 |
| Cunningham, Z. | ^ | ^ | ^ | PS | PS | PS | PS | PS | PS | X | P | P | P | P | - | - | - | 4 | 0 | 1 | 0 |
| Dixon, R. | P | P | P | P | P | P | P | P | P | P | P | P | P | P | - | - | - | 14 | 0 | 0 | 0 |
| Dorsett II, P. | NOT | NOT | NOT | NOT | NOT | NOT | NOT | NOT | NOT | PS | NOT | NOT | NOT | NOT | - | - | - | 0 | 0 | 0 | 0 |
| Dulcich, G. | TE | P | TE | TE | N | N | N | N | N | N | N | N | N | N | - | - | - | 4 | 3 | 0 | 8 |
| Elliss, J. | P | P | P | P | P | P | P | P | P | P | P | P | P | P | - | - | - | 14 | 0 | 0 | 0 |
| Estime, A. | P | IR | IR | IR | IR | P | P | P | P | P | P | P | P | P | - | - | - | 10 | 0 | 0 | 0 |
| Farmer II, A. | ^ | ^ | ^ | PS | PS | PS | PS | PS | PS | PS | PS | PS | PS | PS | - | - | - | 0 | 0 | 0 | 0 |
| Fleming, C. | ^ | ^ | ^ | ^ | ^ | P | PS | PS | PS | PS | PS | PS | PS | PS | - | - | - | 1 | 0 | 0 | 0 |
| Forsyth, A. | P | P | P | P | P | C | C | C | C | P | P | P | P | P | - | - | - | 14 | 4 | 0 | 0 |
| Fraboni, M. | P | P | P | P | P | P | P | P | P | P | P | P | P | P | - | - | - | 14 | 0 | 0 | 0 |
| Franklin-Myers, J. | DE | DE | DE | DE | P | DE | DE | DE | DE | DE | DE | DE | DE | DE | - | - | - | 14 | 13 | 0 | 0 |
| Franklin, T. | N | P | P | WR | WR | WR | WR | P | P | P | P | WR | P | WR | - | - | - | 13 | 6 | 0 | 1 |
| Gargiulo, N. | PS | PS | PS | PS | PS | PS | PS | PS | PS | PS | PS | PS | N | N | - | - | - | 0 | 0 | 0 | 3 |
| Henningsen, M. | PS | PS | PS | PS | PS | PS | PS | PS | PS | PS | PS | PS | PS | PS | - | - | - | 0 | 0 | 0 | 0 |
| Humphrey, L. | P | WR | P | P | P | P | P | WR | WR | WR | P | P | WR | P | - | - | - | 14 | 5 | 0 | 0 |
| Jackson, J. | P | P | P | P | P | P | P | P | P | P | P | P | P | P | - | - | - | 14 | 0 | 0 | 0 |
| Johnson, B. | NOT | PS | NOT | NOT | NOT | NOT | NOT | NOT | NOT | NOT | NOT | NOT | NOT | NOT | - | - | - | 0 | 0 | 0 | 0 |
| Jones, B. | S | S | S | S | S | S | S | S | S | N | S | S | S | S | - | - | - | 13 | 12 | 0 | 1 |
| Jones, D. | NT | NT | NT | NT | NT | NT | NT | NT | NT | NT | NT | NT | NT | NT | - | - | - | 14 | 14 | 0 | 0 |
| Key, D. | P | P | P | P | P | P | P | P | S | P | P | P | P | P | - | - | - | 14 | 2 | 0 | 0 |
| Krull, L. | N | N | N | N | P | P | P | TE | P | P | TE | P | P | P | - | - | - | 10 | 2 | 0 | 4 |
| Locke, P. | S | S | S | S | S | S | S | N | N | S | S | S | S | S | - | - | - | 12 | 12 | 0 | 2 |
| Lutz, W. | P | P | P | P | P | P | P | P | P | P | P | P | P | P | - | - | - | 14 | 0 | 0 | 0 |
| Mathis, D. | IR | IR | IR | IR | IR | IR | P | P | N | P | P | P | P | P | - | - | - | 7 | 0 | 0 | 1 |
| McCalister, T. | PS | PS | P | P | PS | P | PS | PS | PS | PS | PS | PS | PS | PS | - | - | - | 3 | 0 | 0 | 0 |
| McGlinchey, M. | RT | RT | IR | IR | IR | IR | T | RT | RT | RT | RT | RT | RT | RT | - | - | - | 10 | 10 | 0 | 0 |
| McLaughlin, J. | P | P | P | P | P | P | P | P | RB | P | P | P | P | P | - | - | - | 14 | 3 | 0 | 0 |
| McMillian, J. | NCB | P | NCB | P | NCB | P | P | NCB | P | NCB | NCB | NCB | P | NCB | - | - | - | 14 | 8 | 0 | 0 |
| Meinerz, Q. | RG | RG | RG | RG | RG | RG | RG | RG | RG | RG | RG | RG | RG | RG | - | - | - | 14 | 14 | 0 | 0 |
| Miller, J. | PS | PS | PS | PS | PS | PS | PS | PS | PS | PS | PS | PS | PS | PS | - | - | - | 0 | 0 | 0 | 0 |
| Mims Jr., M. | PR | P | P | P | P | P | P | P | P | P | P | P | P | P | - | - | - | 14 | 1 | 0 | 0 |
| Moss, R. | RCB | RCB | RCB | RCB | RCB | RCB | RCB | RCB | RCB | RCB | RCB | RCB | N | N | - | - | - | 12 | 12 | 0 | 2 |
| Mustipher, S. | NOT | NOT | NOT | NOT | NOT | PS | NOT | NOT | NOT | NOT | NOT | NOT | NOT | NOT | - | - | - | 0 | 0 | 0 | 0 |
| Nchami, D. | IR | NOT | NOT | NOT | NOT | NOT | NOT | NOT | NOT | NOT | NOT | NOT | NOT | PS | - | - | - | 0 | 0 | 0 | 0 |
| Newsome, Q. | PS | PS | PS | PS | PS | PS | PS | PS | PS | PS | PS | PS | PS | PS | - | - | - | 0 | 0 | 0 | 0 |
| Nix, B. | QB | QB | QB | QB | QB | QB | QB | QB | QB | QB | QB | QB | QB | QB | - | - | - | 14 | 14 | 0 | 0 |
| Palczewski, A. | P | P | LG | LG | LG | N | N | N | P | P | P | P | P | P | - | - | - | 11 | 3 | 0 | 3 |
| Parham, D. | ^ | PS | PS | PS | PS | PS | PS | PS | PS | PS | PS | PS | PS | PS | - | - | - | 0 | 0 | 0 | 0 |
| Pearl, M. | P | P | P | P | P | LT | P | P | P | P | P | P | P | P | - | - | - | 14 | 1 | 0 | 0 |
| Perkins, R. | IR | IR | NOT | NOT | NOT | NOT | ^ | ^ | ^ | ^ | ^ | ^ | ^ | ^ | - | - | - | 0 | 0 | 0 | 0 |
| Perry, A. | ^ | ^ | ^ | ^ | ^ | PS | PS | PS | PS | PS | PS | PS | PS | PS | - | - | - | 0 | 0 | 0 | 0 |
| Powers, B. | LG | LG | LG | LG | LG | LG | LG | LG | LG | LG | LG | LG | LG | LG | - | - | - | 14 | 14 | 0 | 0 |
| Reynolds, J. | P | P | WR | P | P | IR | IR | IR | IR | IR | IR | IR | IR | IR | - | - | - | 5 | 1 | 0 | 0 |
| Roach, M. | P | P | P | P | P | P | P | P | P | P | P | NT | P | P | - | - | - | 14 | 1 | 0 | 0 |
| Sanders, D. | R/PUP | R/PUP | R/PUP | R/PUP | R/PUP | R/PUP | R/PUP | R/PUP | R/PUP | R/PUP | R/PUP | R/PUP | N | P | - | - | - | 1 | 0 | 0 | 1 |
| Sherman, W. | PS | PS | PS | PS | PS | NOT | NOT | NOT | NOT | NOT | NOT | NOT | NOT | NOT | - | - | - | 0 | 0 | 0 | 0 |
| Sills V, D. | PS | PS | PS | PS | PS | PS | PS | PS | PS | PS | PS | PS | PS | PS | - | - | - | 0 | 0 | 0 | 0 |
| Singleton, A. | ILB | ILB | ILB | IR | IR | IR | IR | IR | IR | IR | IR | IR | IR | IR | - | - | - | 3 | 3 | 0 | 0 |
| Skinner, J. | P | P | N | N | N | N | P | P | P | P | P | P | P | P | - | - | - | 11 | 0 | 0 | 3 |
| Smith, K. | P | P | P | P | P | N | P | P | P | N | P | PS | PS | PS | - | - | - | 9 | 0 | 0 | 2 |
| Smith, T. | P | P | P | P | P | P | P | P | P | P | P | P | P | P | - | - | - | 14 | 0 | 0 | 0 |
| Stidham, J. | X | X | X | X | X | X | P | X | X | X | X | X | X | X | - | - | - | 2 | 0 | 12 | 0 |
| Strnad, J. | P | P | P | ILB | ILB | ILB | P | ILB | P | P | P | P | ILB | ILB | - | - | - | 14 | 6 | 0 | 0 |
| Surtain II, P. | LCB | LCB | LCB | LCB | LCB | LCB | N | LCB | LCB | LCB | LCB | LCB | LCB | LCB | - | - | - | 13 | 13 | 0 | 1 |
| Sutton, C. | P | WR | WR | P | WR | WR | WR | WR | WR | WR | WR | WR | WR | WR | - | - | - | 14 | 11 | 0 | 0 |
| Taylor, R. | PS | PS | PS | PS | PS | PS | PS | PS | PS | PS | PS | PS | PS | P | - | - | - | 1 | 0 | 0 | 0 |
| Throckmorton, C. | PS | PS | PS | PS | PS | X | P | P | X | N | N | N | PS | PS | - | - | - | 2 | 0 | 2 | 3 |
| Tillman, D. | PS | PS | P | P | P | P | N | N | N | N | P | P | P | P | - | - | - | 9 | 0 | 0 | 3 |
| Trautman, A. | TE | TE | TE | TE | TE | P | TE | TE | TE | TE | P | TE | P | TE | - | - | - | 14 | 11 | 0 | 0 |
| Turner-Yell, D. | R/PUP | R/PUP | R/PUP | R/PUP | R/PUP | R/PUP | R/PUP | R/PUP | R/PUP | R/PUP | R/PUP | R/PUP | R/PUP | R/PUP | - | - | - | 0 | 0 | 0 | 0 |
| Uwazurike, E. | N | N | N | N | N | P | N | N | P | N | N | P | N | N | - | - | - | 3 | 0 | 0 | 11 |
| Vele, D. | P | N | N | N | N | WR | WR | P | P | WR | WR | WR | P | WR | - | - | - | 10 | 6 | 0 | 4 |
| Wallace, L. | P | P | P | P | P | P | LCB | P | P | P | P | P | LCB | N | - | - | - | 13 | 2 | 0 | 1 |
| Watson, B. | N | N | N | N | P | N | PS | PS | PS | PS | PS | PS | PS | PS | - | - | - | 1 | 0 | 0 | 5 |
| Wattenberg, L. | C | C | C | C | C | IR | IR | IR | IR | C | C | C | C | C | - | - | - | 10 | 10 | 0 | 0 |
| Welch, K. | P | ILB | P | P | P | P | ^ | ^ | ^ | ^ | ^ | ^ | ^ | ^ | - | - | - | 6 | 1 | 0 | 0 |
| Williams, J. | RB | RB | RB | RB | RB | RB | RB | RB | P | P | P | RB | RB | RB | - | - | - | 14 | 11 | 0 | 0 |
| Wilson, Z. | N | N | N | N | N | N | N | N | N | N | N | N | N | N | - | - | - | 0 | 0 | 0 | 14 |
| Yassmin, T. | PS | PS | PS | PS | PS | PS | PS | PS | PS | PS | PS | PS | PS | PS | - | - | - | 0 | 0 | 0 | 0 |





2024 REGULAR SEASON
OFFENSE

| DATE | OPPONENT | WR | LT | LG | C | RG | RT | TE | WR | FB | RB | QB |
|-------|----------------|--------------|--------|--------|------------|---------|------------|------------------------------|-------------------|--------|------------|-----|
| 9/8 | at Seattle | Mims Jr. | Bolles | Powers | Wattenberg | Meinerz | McGlinchey | Adkins/ Dulcich/ Trautman | -- | -- | Williams | Nix |
| 9/15 | Pittsburgh | Sutton | Bolles | Powers | Wattenberg | Meinerz | McGlinchey | Adkins/ Trautman | Humphrey | -- | Williams | Nix |
| 9/22 | at Tampa Bay | Sutton | Bolles | Powers | Wattenberg | Meinerz | Palczewski | Trautman/ Dulcich | Reynolds | -- | Williams | Nix |
| 9/29 | at N.Y. Jets | Franklin | Bolles | Powers | Wattenberg | Meinerz | Palczewski | Adkins/ Dulcich/ Trautman | -- | -- | Williams | Nix |
| 10/6 | Las Vegas | Sutton | Bolles | Powers | Wattenberg | Meinerz | Palczewski | Trautman | Franklin | Burton | Williams | Nix |
| 10/13 | L.A. Chargers | Vele/ Sutton | Bolles | Powers | Forsyth | Meinerz | Pearl | Trautman | Franklin | -- | Williams | Nix |
| 10/17 | at New Orleans | Sutton | Bolles | Powers | Forsyth | Meinerz | McGlinchey | Krull | Franklin/ Vele | -- | Williams | Nix |
| 10/27 | Carolina | Sutton | Bolles | Powers | Forsyth | Meinerz | McGlinchey | Adkins/ Trautman | Humphrey | -- | Williams | Nix |
| 11/3 | at Baltimore | Sutton | Bolles | Powers | Forsyth | Meinerz | McGlinchey | Adkins/ Trautman | Humphrey | -- | McLaughlin | Nix |
| 11/10 | at Kansas City | Sutton | Bolles | Powers | Wattenberg | Meinerz | McGlinchey | Trautman | Humphrey/ Vele | -- | McLaughlin | Nix |
| 11/17 | Atlanta | Vele | Bolles | Powers | Wattenberg | Meinerz | McGlinchey | Adkins/ Krull/ Trautman | -- | -- | Williams | Nix |
| 11/24 | at Las Vegas | Sutton | Bolles | Powers | Wattenberg | Meinerz | McGlinchey | Adkins | Vele/ Franklin | -- | Williams | Nix |
| 12/2 | Cleveland | Sutton | Bolles | Powers | Wattenberg | Meinerz | McGlinchey | Trautman | Humphrey | Burton | Williams | Nix |
| 12/15 | Indianapolis | Sutton | Bolles | Powers | Wattenberg | Meinerz | McGlinchey | Adkins | Franklin/ Vele | -- | McLaughlin | Nix |
| 12/19 | | -- | -- | -- | -- | -- | -- | -- | -- | -- | -- | -- |
| 12/28 | | -- | -- | -- | -- | -- | -- | -- | -- | -- | -- | -- |
| 1/5 | | -- | -- | -- | -- | -- | -- | -- | -- | -- | -- | -- |

2024 REGULAR SEASON
DEFENSE

| DATE | OPPONENT | DE | NT | DE | SLB | WLB | ILB | ILB | CB | CB | NCB | S | S |
|-------|----------------|-------|-------|----------------|--------|----------|-----------|-----------|------------|---------------|-----------|-------|-------|
| 9/8 | at Seattle | Allen | Jones | Franklin-Myers | Cooper | Browning | Singleton | -- | Surtain II | Moss | McMillian | Locke | Jones |
| 9/15 | Pittsburgh | Allen | Jones | Franklin-Myers | Cooper | Browning | Singleton | Welch | Surtain II | Moss | -- | Locke | Jones |
| 9/22 | at Tampa Bay | Allen | Jones | Franklin-Myers | Cooper | Bonitto | Singleton | -- | Surtain II | Moss | McMillian | Locke | Jones |
| 9/29 | at N.Y. Jets | Allen | Jones | Franklin-Myers | Cooper | Bonitto | Barton | Strnad | Surtain II | Moss | -- | Locke | Jones |
| 10/6 | Las Vegas | Allen | Jones | -- | Cooper | Bonitto | Barton | Strnad | Surtain II | Moss | McMillian | Locke | Jones |
| 10/13 | L.A. Chargers | Allen | Jones | Franklin-Myers | Cooper | Bonitto | Barton | Strnad | Surtain II | Moss | -- | Locke | Jones |
| 10/17 | at New Orleans | Allen | Jones | Franklin-Myers | Cooper | Bonitto | Barton | Alexander | Wallace | Moss | -- | Locke | Jones |
| 10/27 | Carolina | Allen | Jones | Franklin-Myers | Cooper | Bonitto | Barton | Strnad | Surtain II | Moss | McMillian | -- | Jones |
| 11/3 | at Baltimore | Allen | Jones | Franklin-Myers | Cooper | Bonitto | Barton | Alexander | Surtain II | Moss | -- | Key | Jones |
| 11/10 | at Kansas City | Allen | Jones | Franklin-Myers | Cooper | Bonitto | Barton | -- | Surtain II | Moss | McMillian | Locke | Jones |
| 11/17 | Atlanta | Allen | Jones | Franklin-Myers | Cooper | Bonitto | Barton | -- | Surtain II | Moss | McMillian | Locke | Key |
| 11/24 | at Las Vegas | Roach | Jones | Franklin-Myers | Cooper | Bonitto | Barton | -- | Surtain II | Moss | McMillian | Locke | Jones |
| 12/2 | Cleveland | Roach | Jones | Franklin-Myers | Cooper | Bonitto | Barton | Strnad | Surtain II | Wallace | -- | Locke | Jones |
| 12/15 | Indianapolis | Allen | Jones | Franklin-Myers | Cooper | Bonitto | Barton | Strnad | Surtain II | Abrams-Draine | McMillian | Locke | -- |
| 12/19 | | -- | -- | -- | -- | -- | -- | -- | -- | -- | -- | -- | -- |
| 12/28 | | -- | -- | -- | -- | -- | -- | -- | -- | -- | -- | -- | -- |
| 1/5 | | -- | -- | -- | -- | -- | -- | -- | -- | -- | -- | -- | -- |





| Quarterbacks | | | | | | | | | | | | |
|---------------------------|-----|----|----|-------|---------|--------|-------|---------|--------|--------|----------|---------|
| Name | Pos | G | GS | OffPI | OffPI/G | OffPI% | DefPI | DefPI/G | DefPI% | SpTmPI | SpTmPI/G | SpTmPI% |
| Bo Nix | QB | 14 | 14 | 899 | 64.2 | 99.4 | 0 | 0.0 | 0.0 | 0 | 0.0 | 0.0 |
| Jarrett Stidham | QB | 2 | 0 | 5 | 2.5 | 3.9 | 0 | 0.0 | 0.0 | 0 | 0.0 | 0.0 |
| Running Backs | | | | | | | | | | | | |
| Name | Pos | G | GS | OffPI | OffPI/G | OffPI% | DefPI | DefPI/G | DefPI% | SpTmPI | SpTmPI/G | SpTmPI% |
| Javonte Williams | RB | 14 | 11 | 496 | 35.4 | 54.9 | 0 | 0.0 | 0.0 | 0 | 0.0 | 0.0 |
| Jaleel McLaughlin | RB | 14 | 3 | 252 | 18.0 | 27.9 | 0 | 0.0 | 0.0 | 3 | 0.2 | 0.8 |
| Michael Burton | RB | 14 | 2 | 133 | 9.5 | 14.7 | 0 | 0.0 | 0.0 | 258 | 18.4 | 65.2 |
| Audric Esteime | RB | 10 | 0 | 89 | 8.9 | 13.7 | 0 | 0.0 | 0.0 | 53 | 5.3 | 18.2 |
| Tyler Badie | RB | 3 | 0 | 21 | 7.0 | 11.1 | 0 | 0.0 | 0.0 | 0 | 0.0 | 0.0 |
| Blake Watson | RB | 1 | 0 | 1 | 1.0 | 1.6 | 0 | 0.0 | 0.0 | 1 | 1.0 | 3.3 |
| Wide Receivers/Tight Ends | | | | | | | | | | | | |
| Name | Pos | G | GS | OffPI | OffPI/G | OffPI% | DefPI | DefPI/G | DefPI% | SpTmPI | SpTmPI/G | SpTmPI% |
| Courtland Sutton | WR | 14 | 11 | 774 | 55.3 | 85.6 | 0 | 0.0 | 0.0 | 3 | 0.2 | 0.8 |
| Lil'Jordan Humphrey | WR | 14 | 5 | 472 | 33.7 | 52.2 | 0 | 0.0 | 0.0 | 0 | 0.0 | 0.0 |
| Adam Trautman | TE | 14 | 11 | 470 | 33.6 | 52.0 | 0 | 0.0 | 0.0 | 63 | 4.5 | 15.9 |
| Devaughn Vele | WR | 10 | 6 | 343 | 34.3 | 52.7 | 0 | 0.0 | 0.0 | 1 | 0.1 | 0.3 |
| Nate Adkins | TE | 14 | 8 | 333 | 23.8 | 36.8 | 0 | 0.0 | 0.0 | 240 | 17.1 | 60.6 |
| Troy Franklin | WR | 13 | 6 | 314 | 24.2 | 37.6 | 0 | 0.0 | 0.0 | 0 | 0.0 | 0.0 |
| Lucas Krull | TE | 10 | 2 | 225 | 22.5 | 34.9 | 0 | 0.0 | 0.0 | 106 | 10.6 | 36.9 |
| Marvin Mims Jr. | WR | 14 | 1 | 216 | 15.4 | 23.9 | 0 | 0.0 | 0.0 | 146 | 10.4 | 36.9 |
| Josh Reynolds | WR | 5 | 1 | 187 | 37.4 | 58.1 | 0 | 0.0 | 0.0 | 1 | 0.2 | 0.7 |
| Greg Dulcich | TE | 4 | 3 | 120 | 30.0 | 46.3 | 0 | 0.0 | 0.0 | 0 | 0.0 | 0.0 |
| Offensive Linemen | | | | | | | | | | | | |
| Name | Pos | G | GS | OffPI | OffPI/G | OffPI% | DefPI | DefPI/G | DefPI% | SpTmPI | SpTmPI/G | SpTmPI% |
| Ben Powers | G | 14 | 14 | 899 | 64.2 | 99.4 | 0 | 0.0 | 0.0 | 68 | 4.9 | 17.2 |
| Quinn Meinerz | G | 14 | 14 | 899 | 64.2 | 99.4 | 0 | 0.0 | 0.0 | 66 | 4.7 | 16.7 |
| Garett Bolles | T | 14 | 14 | 879 | 62.8 | 97.2 | 0 | 0.0 | 0.0 | 68 | 4.9 | 17.2 |
| Mike McGlinchey | T | 10 | 10 | 649 | 64.9 | 98.8 | 0 | 0.0 | 0.0 | 49 | 4.9 | 17.0 |
| Luke Wattenberg | C | 10 | 10 | 626 | 62.6 | 98.0 | 0 | 0.0 | 0.0 | 3 | 0.3 | 1.0 |
| Alex Forsyth | C | 14 | 4 | 281 | 20.1 | 31.1 | 0 | 0.0 | 0.0 | 76 | 5.4 | 19.2 |
| Matt Peart | T | 14 | 1 | 173 | 12.4 | 19.1 | 0 | 0.0 | 0.0 | 67 | 4.8 | 16.9 |
| Alex Palczewski | T | 11 | 3 | 171 | 15.5 | 24.1 | 0 | 0.0 | 0.0 | 51 | 4.6 | 16.1 |
| Frank Crum | T | 6 | 0 | 9 | 1.5 | 2.3 | 0 | 0.0 | 0.0 | 24 | 4.0 | 15.0 |
| Calvin Throckmorton | G | 2 | 0 | 3 | 1.5 | 2.2 | 0 | 0.0 | 0.0 | 12 | 6.0 | 22.6 |
| Cam Fleming | T | 1 | 0 | 0 | 0.0 | 0.0 | 0 | 0.0 | 0.0 | 2 | 2.0 | 7.4 |
| Defensive Linemen | | | | | | | | | | | | |
| Name | Pos | G | GS | OffPI | OffPI/G | OffPI% | DefPI | DefPI/G | DefPI% | SpTmPI | SpTmPI/G | SpTmPI% |
| Zach Allen | DE | 13 | 13 | 0 | 0.0 | 0.0 | 804 | 61.8 | 90.4 | 56 | 4.3 | 15.5 |
| John Franklin-Myers | DE | 14 | 13 | 0 | 0.0 | 0.0 | 439 | 31.4 | 45.4 | 8 | 0.6 | 2.0 |
| Malcolm Roach | DT | 14 | 1 | 0 | 0.0 | 0.0 | 413 | 29.5 | 42.8 | 67 | 4.8 | 16.9 |
| D.J. Jones | DT | 14 | 14 | 0 | 0.0 | 0.0 | 384 | 27.4 | 39.8 | 30 | 2.1 | 7.6 |
| Jordan Jackson | DT | 14 | 0 | 0 | 0.0 | 0.0 | 280 | 20.0 | 29.0 | 133 | 9.5 | 33.6 |
| Eyioma Uwazurike | DT | 3 | 0 | 0 | 0.0 | 0.0 | 50 | 16.7 | 23.6 | 17 | 5.7 | 19.8 |
| Linebackers | | | | | | | | | | | | |
| Name | Pos | G | GS | OffPI | OffPI/G | OffPI% | DefPI | DefPI/G | DefPI% | SpTmPI | SpTmPI/G | SpTmPI% |
| Cody Barton | LB | 14 | 11 | 0 | 0.0 | 0.0 | 873 | 62.4 | 90.4 | 66 | 4.7 | 16.7 |
| Jonathon Cooper | LB | 14 | 14 | 0 | 0.0 | 0.0 | 687 | 49.1 | 71.1 | 59 | 4.2 | 14.9 |
| Nik Bonitto | LB | 14 | 12 | 0 | 0.0 | 0.0 | 573 | 40.9 | 59.3 | 5 | 0.4 | 1.3 |
| Justin Strnad | LB | 14 | 6 | 0 | 0.0 | 0.0 | 542 | 38.7 | 56.1 | 192 | 13.7 | 48.5 |
| Jonah Elliss | LB | 14 | 0 | 0 | 0.0 | 0.0 | 371 | 26.5 | 38.4 | 216 | 15.4 | 54.5 |
| Alex Singleton | LB | 3 | 3 | 0 | 0.0 | 0.0 | 190 | 63.3 | 100.0 | 8 | 2.7 | 9.9 |
| Dondrea Tillman | LB | 9 | 0 | 0 | 0.0 | 0.0 | 187 | 20.8 | 29.0 | 154 | 17.1 | 59.5 |
| Baron Browning | LB | 5 | 2 | 0 | 0.0 | 0.0 | 146 | 29.2 | 45.5 | 1 | 0.2 | 0.7 |
| Kwon Alexander | LB | 3 | 2 | 0 | 0.0 | 0.0 | 65 | 21.7 | 34.6 | 0 | 0.0 | 0.0 |
| Kristian Welch | LB | 6 | 1 | 0 | 0.0 | 0.0 | 36 | 6.0 | 8.7 | 97 | 16.2 | 58.4 |
| Zach Cunningham | LB | 4 | 0 | 0 | 0.0 | 0.0 | 13 | 3.3 | 4.4 | 22 | 5.5 | 17.3 |
| Levelle Bailey | LB | 10 | 0 | 0 | 0.0 | 0.0 | 5 | 0.5 | 0.7 | 147 | 14.7 | 51.6 |
| Drew Sanders | LB | 1 | 0 | 0 | 0.0 | 0.0 | 0 | 0.0 | 0.0 | 14 | 14.0 | 46.7 |
| Defensive Backs | | | | | | | | | | | | |
| Name | Pos | G | GS | OffPI | OffPI/G | OffPI% | DefPI | DefPI/G | DefPI% | SpTmPI | SpTmPI/G | SpTmPI% |
| P.J. Locke | S | 12 | 12 | 0 | 0.0 | 0.0 | 826 | 68.8 | 97.4 | 40 | 3.3 | 11.5 |
| Brandon Jones | S | 13 | 12 | 0 | 0.0 | 0.0 | 802 | 61.7 | 88.4 | 0 | 0.0 | 0.0 |
| Pat Surtain II | CB | 13 | 13 | 5 | 0.4 | 0.6 | 794 | 61.1 | 88.6 | 3 | 0.2 | 0.8 |
| Ja'Quan McMillian | CB | 14 | 8 | 0 | 0.0 | 0.0 | 728 | 52.0 | 75.4 | 39 | 2.8 | 9.8 |
| Riley Moss | CB | 12 | 12 | 0 | 0.0 | 0.0 | 726 | 60.5 | 90.3 | 81 | 6.8 | 24.6 |
| Levi Wallace | CB | 13 | 2 | 0 | 0.0 | 0.0 | 307 | 23.6 | 34.5 | 49 | 3.8 | 13.4 |
| Devon Key | CB | 14 | 2 | 0 | 0.0 | 0.0 | 235 | 16.8 | 24.3 | 205 | 14.6 | 51.8 |
| Kris Abrams-Draine | CB | 2 | 1 | 0 | 0.0 | 0.0 | 70 | 35.0 | 43.2 | 12 | 6.0 | 17.9 |
| Damarri Mathis | CB | 7 | 0 | 0 | 0.0 | 0.0 | 42 | 6.0 | 8.5 | 93 | 13.3 | 45.4 |
| Tremon Smith | CB | 14 | 0 | 0 | 0.0 | 0.0 | 16 | 1.1 | 1.7 | 326 | 23.3 | 82.3 |
| Keidron Smith | S | 9 | 0 | 0 | 0.0 | 0.0 | 16 | 1.8 | 2.8 | 122 | 13.6 | 50.2 |
| JL Skinner | S | 11 | 0 | 0 | 0.0 | 0.0 | 6 | 0.5 | 0.8 | 251 | 22.8 | 78.7 |
| Tanner McCalister | S | 3 | 0 | 0 | 0.0 | 0.0 | 0 | 0.0 | 0.0 | 54 | 18.0 | 70.1 |
| Reese Taylor | CB | 1 | 0 | 0 | 0.0 | 0.0 | 0 | 0.0 | 0.0 | 13 | 13.0 | 43.3 |
| Special Teams | | | | | | | | | | | | |
| Name | Pos | G | GS | OffPI | OffPI/G | OffPI% | DefPI | DefPI/G | DefPI% | SpTmPI | SpTmPI/G | SpTmPI% |
| Wil Lutz | K | 14 | 0 | 0 | 0.0 | 0.0 | 0 | 0.0 | 0.0 | 145 | 10.4 | 36.6 |
| Riley Dixon | P | 14 | 0 | 0 | 0.0 | 0.0 | 0 | 0.0 | 0.0 | 134 | 9.6 | 33.8 |
| Mitchell Fraboni | LS | 14 | 0 | 0 | 0.0 | 0.0 | 0 | 0.0 | 0.0 | 134 | 9.6 | 33.8 |

-OffPI%, DefPI%, and SpTmPI% statistics are in relation to the number of team plays only in games played by that individual player.
 -Note that some plays that are negated by penalty are counted in players' participation total. Fake punts/FGs are counted as special teams plays.

GAME-BY-GAME OFFENSE



2024 REGULAR SEASON BRONCOS GAME-BY-GAME OFFENSE

| | 09/08 | 09/15 | 09/22 | 09/29 | 10/06 | 10/13 | 10/17 | 10/27 | 11/03 | 11/10 | 11/17 | 11/24 | 12/02 | 12/15 | 12/19 | 12/28 | 01/05 | Totals |
|-------------------------|-------|-------|-------|-------|-------|-------|-------|-------|-------|-------|-------|-------|-------|-------|-------|-------|-------|--------|
| | @ SEA | PIT | @ TB | @ NYJ | LV | LAC | @ NO | CAR | @ BAL | @ KC | ATL | @ LV | CLE | IND | @ LAC | @ CIN | KC | Totals |
| FIRST DOWNS | | | | | | | | | | | | | | | | | | |
| Total | 13 | 13 | 18 | 12 | 18 | 17 | 22 | 23 | 20 | 16 | 22 | 19 | 19 | 13 | | | | 245 |
| Rushing | 7 | 5 | 10 | 8 | 6 | 7 | 13 | 6 | 6 | 4 | 7 | 5 | 5 | 5 | | | | 94 |
| Passing | 6 | 8 | 8 | 3 | 9 | 10 | 8 | 16 | 10 | 12 | 14 | 13 | 11 | 5 | | | | 133 |
| Penalty | 0 | 0 | 0 | 1 | 3 | 0 | 1 | 1 | 4 | 0 | 1 | 1 | 3 | 3 | | | | 18 |
| THIRD DOWNS | | | | | | | | | | | | | | | | | | |
| Attempts | 18 | 12 | 13 | 14 | 12 | 11 | 11 | 17 | 14 | 13 | 11 | 15 | 13 | 17 | | | | 191 |
| Converted | 5 | 2 | 4 | 3 | 3 | 3 | 4 | 11 | 6 | 7 | 6 | 6 | 6 | 6 | | | | 72 |
| Percentage | 27.8 | 16.7 | 30.8 | 21.4 | 25.0 | 27.3 | 36.4 | 64.7 | 42.9 | 53.8 | 54.5 | 40.0 | 46.2 | 35.3 | | | | 37.7 |
| FOURTH DOWNS | | | | | | | | | | | | | | | | | | |
| Attempts | 1 | 2 | 3 | 0 | 1 | 2 | 0 | 2 | 5 | 0 | 1 | 0 | 0 | 0 | | | | 17 |
| Converted | 1 | 1 | 2 | 0 | 1 | 2 | 0 | 1 | 1 | 0 | 1 | 0 | 0 | 0 | | | | 10 |
| Percentage | 100.0 | 50.0 | 66.7 | 0 | 100.0 | 100.0 | 0 | 50.0 | 20.0 | 0 | 100.0 | 0 | 0 | 0 | | | | 58.8 |
| TOT. OFFENSE | | | | | | | | | | | | | | | | | | |
| Net Yards | 231 | 295 | 352 | 186 | 289 | 316 | 389 | 400 | 319 | 260 | 400 | 325 | 400 | 193 | | | | 4,355 |
| Plays | 69 | 56 | 64 | 56 | 58 | 53 | 61 | 73 | 68 | 55 | 60 | 65 | 61 | 61 | | | | 860 |
| Avg./Play | 3.3 | 5.3 | 5.5 | 3.3 | 5.0 | 6.0 | 6.4 | 5.5 | 4.7 | 4.7 | 6.7 | 5.0 | 6.6 | 3.2 | | | | 5.1 |
| RUSHING | | | | | | | | | | | | | | | | | | |
| Net Yards | 99 | 64 | 136 | 126 | 109 | 110 | 225 | 102 | 122 | 78 | 105 | 63 | 106 | 72 | | | | 1,517 |
| Rush. Att. | 25 | 19 | 28 | 31 | 28 | 18 | 35 | 32 | 30 | 23 | 26 | 22 | 26 | 27 | | | | 370 |
| Avg./Att. | 4.0 | 3.4 | 4.9 | 4.1 | 3.9 | 6.1 | 6.4 | 3.2 | 4.1 | 3.4 | 4.0 | 2.9 | 4.1 | 2.7 | | | | 4.1 |
| PASSING | | | | | | | | | | | | | | | | | | |
| Net Yards | 132 | 231 | 216 | 60 | 180 | 206 | 164 | 298 | 197 | 182 | 295 | 262 | 294 | 121 | | | | 2,838 |
| Sacked | 2.0 | 2.0 | 0.0 | 0.0 | 3.0 | 2.0 | 0.0 | 2.0 | 4.0 | 2.0 | 1.0 | 1.0 | 0.0 | 1.0 | | | | 20.0 |
| Yards Lost | 6 | 15 | 0 | 0 | 26 | 10 | 0 | 17 | 28 | 33 | 12 | 11 | 0 | 9 | | | | 167 |
| Gross Yards | 138 | 246 | 216 | 60 | 206 | 216 | 164 | 315 | 225 | 215 | 307 | 273 | 294 | 130 | | | | 3,005 |
| Attempts | 42 | 35 | 36 | 25 | 27 | 33 | 26 | 39 | 34 | 30 | 33 | 42 | 35 | 33 | | | | 470 |
| Completions | 26 | 20 | 25 | 12 | 19 | 19 | 16 | 30 | 20 | 22 | 28 | 25 | 18 | 20 | | | | 300 |
| Completion Pct | 61.9 | 57.1 | 69.4 | 48.0 | 70.4 | 57.6 | 61.5 | 76.9 | 58.8 | 73.3 | 84.8 | 59.5 | 51.4 | 60.6 | | | | 63.8 |
| Intercepted | 2 | 2 | 0 | 0 | 0 | 1 | 0 | 0 | 1 | 0 | 0 | 0 | 2 | 3 | | | | 11 |
| Avg. Gain Per Pass Play | 3.0 | 6.2 | 6.0 | 2.4 | 6.0 | 5.9 | 6.3 | 7.3 | 5.2 | 5.7 | 8.7 | 6.1 | 8.4 | 3.6 | | | | 5.8 |
| KICKOFFS | | | | | | | | | | | | | | | | | | |
| Kickoff Returns | 3 | 0 | 0 | 0 | 2 | 1 | 2 | 0 | 4 | 0 | 0 | 0 | 0 | 0 | | | | 12 |
| Kickoff Return Yards | 69 | 0 | 0 | 0 | 61 | 31 | 60 | 0 | 116 | 0 | 0 | 0 | 0 | 0 | | | | 337 |
| Kickoff Return Avg. | 23.0 | 0 | 0 | 0 | 30.5 | 31.0 | 30.0 | 0 | 29.0 | 0 | 0 | 0 | 0 | 0 | | | | 28.1 |
| PUNTING | | | | | | | | | | | | | | | | | | |
| Punts | 8 | 6 | 2 | 8 | 6 | 5 | 3 | 3 | 2 | 5 | 3 | 4 | 5 | 6 | | | | 66 |
| Yards | 389 | 315 | 96 | 339 | 259 | 233 | 129 | 153 | 96 | 236 | 135 | 192 | 256 | 287 | | | | 3,115 |
| Gross Avg. | 48.6 | 52.5 | 48.0 | 42.4 | 43.2 | 46.6 | 43.0 | 51.0 | 48.0 | 47.2 | 45.0 | 48.0 | 51.2 | 47.8 | | | | 47.2 |
| Net Avg. | 46.1 | 48.0 | 48.0 | 38.5 | 39.8 | 41.4 | 38.7 | 44.3 | 37.5 | 41.6 | 37.7 | 44.5 | 49.6 | 35.2 | | | | 42.3 |
| Punts Blocked | 0 | 0 | 0 | 0 | 0 | 0 | 0 | 0 | 0 | 0 | 0 | 0 | 0 | 0 | | | | 0 |
| Touchbacks | 1 | 0 | 0 | 1 | 0 | 0 | 0 | 1 | 0 | 0 | 0 | 0 | 0 | 2 | | | | 5 |
| Inside 20 | 4 | 3 | 1 | 3 | 3 | 3 | 1 | 2 | 0 | 1 | 1 | 2 | 3 | 3 | | | | 30 |
| Fair Catches | 0 | 1 | 1 | 4 | 0 | 1 | 2 | 4 | 0 | 1 | 0 | 1 | 1 | 1 | | | | 17 |
| Punt Returns | 5 | 3 | 1 | 1 | 2 | 1 | 2 | 1 | 1 | 3 | 1 | 1 | 1 | 3 | | | | 26 |
| Punt Return Avg. | 9.4 | 6.7 | 27.0 | 5.0 | 27.0 | 10.0 | 6.5 | 0.0 | 18.0 | 28.0 | 19.0 | 22.0 | 10.0 | 32.3 | | | | 15.7 |
| Punt Return Yards | 47 | 20 | 27 | 5 | 54 | 10 | 13 | 0 | 18 | 28 | 57 | 22 | 10 | 97 | | | | 408 |
| PENALTIES | | | | | | | | | | | | | | | | | | |
| Number | 8 | 9 | 5 | 5 | 9 | 7 | 7 | 4 | 9 | 6 | 4 | 6 | 4 | 6 | | | | 89 |
| Yards | 60 | 124 | 51 | 74 | 44 | 37 | 47 | 43 | 71 | 35 | 45 | 58 | 57 | 58 | | | | 804 |
| FUMBLES | | | | | | | | | | | | | | | | | | |
| Number | 2 | 0 | 1 | 1 | 1 | 1 | 1 | 2 | 0 | 1 | 1 | 0 | 0 | 0 | | | | 11 |
| Lost | 1 | 0 | 1 | 1 | 0 | 1 | 1 | 2 | 0 | 0 | 0 | 0 | 0 | 0 | | | | 7 |
| SCORING | | | | | | | | | | | | | | | | | | |
| Points | 20 | 6 | 26 | 10 | 34 | 16 | 33 | 28 | 10 | 14 | 38 | 29 | 41 | 31 | | | | 336 |
| TD Rushing | 1 | 0 | 2 | 0 | 1 | 0 | 2 | 1 | 0 | 0 | 1 | 0 | 2 | 0 | | | | 10 |
| TD Passing | 0 | 0 | 0 | 1 | 2 | 2 | 0 | 3 | 1 | 2 | 4 | 2 | 1 | 3 | | | | 21 |
| TD Sp. Teams | 0 | 0 | 0 | 0 | 0 | 0 | 0 | 0 | 0 | 0 | 0 | 0 | 0 | 0 | | | | 0 |
| TD Def. Returns | 0 | 0 | 0 | 0 | 1 | 0 | 1 | 0 | 0 | 0 | 0 | 0 | 2 | 1 | | | | 5 |
| Total TDs | 1 | 0 | 2 | 1 | 4 | 2 | 3 | 4 | 1 | 2 | 5 | 2 | 5 | 4 | | | | 36 |
| PAT Attempts | 1 | 0 | 2 | 1 | 4 | 2 | 3 | 4 | 1 | 2 | 5 | 2 | 5 | 4 | | | | 36 |
| PAT Made | 1 | 0 | 2 | 1 | 4 | 1 | 3 | 4 | 1 | 2 | 5 | 2 | 5 | 4 | | | | 35 |
| FG Attempts | 3 | 2 | 4 | 2 | 2 | 1 | 4 | 0 | 1 | 2 | 1 | 5 | 2 | 1 | | | | 30 |
| FG Made | 3 | 2 | 4 | 1 | 2 | 1 | 4 | 0 | 1 | 0 | 1 | 5 | 2 | 1 | | | | 27 |
| Safety | 2 | 0 | 0 | 0 | 0 | 0 | 0 | 0 | 0 | 0 | 0 | 0 | 0 | 0 | | | | 2 |
| 2-Pt Attempts | 0 | 0 | 0 | 0 | 0 | 1 | 0 | 0 | 0 | 0 | 0 | 0 | 0 | 0 | | | | 1 |
| 2-Pt Made | 0 | 0 | 0 | 0 | 0 | 0 | 0 | 0 | 0 | 0 | 0 | 0 | 0 | 0 | | | | 0 |
| TOP | 31:14 | 27:41 | 32:08 | 28:16 | 28:37 | 22:37 | 33:16 | 33:10 | 28:09 | 26:39 | 30:05 | 31:11 | 27:50 | 28:28 | | | | 29:14 |



GAME-BY-GAME DEFENSE



2024 REGULAR SEASON BRONCOS GAME-BY-GAME DEFENSE

| | 09/08 | 09/15 | 09/22 | 09/29 | 10/06 | 10/13 | 10/17 | 10/27 | 11/03 | 11/10 | 11/17 | 11/24 | 12/02 | 12/15 | 12/1 | 12/2 | 01/0 | Totals |
|---------------------|-------|-------|-------|-------|-------|-------|-------|-------|-------|--------|--------|--------|--------|-------|---------|---------|------|--------|
| | @ SEA | PIT | @ TB | @ NYJ | LV | LAC | @ NO | CAR | @ BAL | @ KC | ATL | @ LV | CLE | IND | 9 @ LAC | 8 @ CIN | 5 KC | |
| FIRST DOWNS | | | | | | | | | | | | | | | | | | |
| Total | 19 | 16 | 17 | 16 | 20 | 22 | 15 | 16 | 25 | 19 | 13 | 21 | 28 | 18 | | | | 265 |
| Rushing | 5 | 4 | 4 | 4 | 5 | 10 | 6 | 3 | 8 | 4 | 2 | 4 | 3 | 7 | | | | 69 |
| Passing | 11 | 7 | 11 | 10 | 13 | 10 | 7 | 11 | 12 | 13 | 10 | 15 | 24 | 8 | | | | 162 |
| Penalty | 3 | 5 | 2 | 2 | 2 | 2 | 2 | 2 | 5 | 2 | 1 | 2 | 1 | 3 | | | | 34 |
| THIRD DOWNS | | | | | | | | | | | | | | | | | | |
| Attempts | 12 | 13 | 11 | 17 | 15 | 18 | 17 | 14 | 8 | 16 | 13 | 14 | 19 | 15 | | | | 202 |
| Converted | 4 | 4 | 3 | 4 | 7 | 11 | 5 | 5 | 3 | 7 | 4 | 4 | 9 | 4 | | | | 74 |
| Percentage | 33.3% | 30.8% | 27.3% | 23.5% | 46.7% | 61.1% | 29.4% | 35.7% | 37.5% | 43.8% | 30.8% | 28.6% | 47.4% | 26.7% | | | | 36.6% |
| FOURTH DOWNS | | | | | | | | | | | | | | | | | | |
| Attempts | 0 | 0 | 2 | 1 | 1 | 0 | 4 | 4 | 0 | 2 | 2 | 2 | 2 | 4 | | | | 24 |
| Converted | 0 | 0 | 0 | 0 | 0 | 0 | 3 | 1 | 0 | 2 | 2 | 2 | 2 | 2 | | | | 14 |
| Percentage | 0% | 0% | 0.0% | 0.0% | 0.0% | 0% | 75.0% | 25.0% | 0% | 100.0% | 100.0% | 100.0% | 100.0% | 50.0% | | | | 58.3% |
| TOT. OFFENSE | | | | | | | | | | | | | | | | | | |
| Net Yards | 304 | 251 | 223 | 248 | 330 | 350 | 271 | 284 | 396 | 300 | 226 | 369 | 552 | 310 | | | | 4,414 |
| Plays | 60 | 58 | 56 | 70 | 65 | 75 | 66 | 60 | 54 | 65 | 56 | 74 | 84 | 72 | | | | 915 |
| Avg./Play | 5.1 | 4.3 | 4.0 | 3.5 | 5.1 | 4.7 | 4.1 | 4.7 | 7.3 | 4.6 | 4.0 | 5.0 | 6.6 | 4.3 | | | | 4.8 |
| RUSHING | | | | | | | | | | | | | | | | | | |
| Net Yards | 146 | 141 | 91 | 64 | 115 | 128 | 97 | 69 | 127 | 57 | 50 | 69 | 77 | 149 | | | | 1,380 |
| Rush. Att. | 33 | 36 | 16 | 23 | 25 | 38 | 21 | 20 | 34 | 19 | 21 | 16 | 23 | 32 | | | | 357 |
| Avg./Att. | 4.4 | 3.9 | 5.7 | 2.8 | 4.6 | 3.4 | 4.6 | 3.5 | 3.7 | 3.0 | 2.4 | 4.3 | 3.3 | 4.7 | | | | 3.9 |
| PASSING | | | | | | | | | | | | | | | | | | |
| Net Yards | 158 | 110 | 132 | 184 | 215 | 222 | 174 | 215 | 269 | 243 | 176 | 300 | 475 | 161 | | | | 3,034 |
| Attempts | 25 | 20 | 33 | 42 | 37 | 34 | 39 | 38 | 19 | 42 | 31 | 53 | 58 | 38 | | | | 509 |
| Completions | 18 | 13 | 25 | 24 | 22 | 21 | 28 | 24 | 16 | 28 | 20 | 31 | 34 | 17 | | | | 321 |
| Intercepted | 1 | 0 | 1 | 0 | 3 | 0 | 0 | 2 | 0 | 0 | 1 | 1 | 3 | 2 | | | | 14 |
| Gross Yards | 171 | 117 | 163 | 225 | 231 | 237 | 210 | 224 | 280 | 266 | 197 | 328 | 497 | 172 | | | | 3,318 |
| Sacked | 2.0 | 2.0 | 7.0 | 5.0 | 3.0 | 3.0 | 6.0 | 2.0 | 1.0 | 4.0 | 4.0 | 5.0 | 3.0 | 2.0 | | | | 49.0 |
| Yards Lost | 13 | 7 | 31 | 41 | 16 | 15 | 36 | 9 | 11 | 23 | 21 | 28 | 22 | 11 | | | | 284 |
| ADVANCES | | | | | | | | | | | | | | | | | | |
| Rushes | 33 | 36 | 16 | 23 | 25 | 38 | 21 | 20 | 34 | 19 | 21 | 16 | 23 | 32 | | | | 357 |
| Completions | 18 | 13 | 25 | 24 | 22 | 21 | 28 | 24 | 16 | 28 | 20 | 31 | 34 | 17 | | | | 321 |
| Totals | 51 | 49 | 41 | 47 | 47 | 59 | 49 | 44 | 50 | 47 | 41 | 47 | 57 | 49 | | | | 678 |
| Total Drives | 15 | 11 | 11 | 13 | 12 | 11 | 12 | 11 | 10 | 8 | 10 | 12 | 15 | 15 | | | | 166 |
| PENALTIES | | | | | | | | | | | | | | | | | | |
| Number | 6 | 10 | 5 | 13 | 11 | 3 | 5 | 8 | 6 | 3 | 6 | 4 | 5 | 8 | | | | 93 |
| Yards | 41 | 78 | 19 | 90 | 79 | 20 | 35 | 49 | 53 | 10 | 52 | 44 | 46 | 69 | | | | 685 |
| FUMBLES | | | | | | | | | | | | | | | | | | |
| Number | 1 | 1 | 1 | 1 | 0 | 1 | 2 | 0 | 2 | 0 | 1 | 2 | 0 | 3 | | | | 15 |
| Lost | 1 | 0 | 1 | 1 | 0 | 0 | 2 | 0 | 0 | 0 | 0 | 1 | 0 | 3 | | | | 9 |
| PUNTING | | | | | | | | | | | | | | | | | | |
| Yards | 241 | 424 | 189 | 316 | 267 | 159 | 267 | 247 | 98 | 213 | 250 | 190 | 312 | 259 | | | | 3,432 |
| Punts | 5 | 8 | 4 | 7 | 5 | 4 | 6 | 5 | 2 | 4 | 5 | 4 | 6 | 5 | | | | 70 |
| Net Avg. | 38.8 | 43.0 | 40.5 | 44.4 | 42.6 | 37.3 | 39.0 | 49.4 | 40.0 | 36.3 | 38.6 | 42.0 | 47.0 | 32.4 | | | | 41.2 |
| Gross Avg. | 48.2 | 53.0 | 47.3 | 45.1 | 53.4 | 39.8 | 44.5 | 49.4 | 49.0 | 53.3 | 50.0 | 47.5 | 52.0 | 51.8 | | | | 49.0 |
| SCORING | | | | | | | | | | | | | | | | | | |
| Points | 26 | 13 | 7 | 9 | 18 | 23 | 10 | 14 | 41 | 16 | 6 | 19 | 32 | 13 | | | | 247 |
| Q1 | 3 | 7 | 0 | 0 | 10 | 10 | 0 | 7 | 7 | 0 | 3 | 0 | 7 | 7 | | | | 61 |
| Q2 | 6 | 3 | 7 | 6 | 0 | 10 | 3 | 0 | 17 | 10 | 3 | 13 | 10 | 6 | | | | 94 |
| Q3 | 10 | 3 | 0 | 0 | 0 | 3 | 0 | 0 | 14 | 3 | 0 | 0 | 8 | 0 | | | | 41 |
| Q4 | 7 | 0 | 0 | 3 | 8 | 0 | 7 | 7 | 3 | 3 | 0 | 6 | 7 | 0 | | | | 51 |
| OT | 0 | 0 | 0 | 0 | 0 | 0 | 0 | 0 | 0 | 0 | 0 | 0 | 0 | 0 | | | | 0 |
| TD Rushing | 2 | 0 | 0 | 0 | 1 | 1 | 0 | 0 | 2 | 0 | 0 | 0 | 0 | 1 | | | | 7 |
| TD Passing | 1 | 1 | 1 | 0 | 1 | 1 | 1 | 2 | 3 | 1 | 0 | 1 | 4 | 0 | | | | 17 |
| TD KO Returns | 0 | 0 | 0 | 0 | 0 | 0 | 0 | 0 | 0 | 0 | 0 | 0 | 0 | 0 | | | | 0 |
| TD Punt Returns | 0 | 0 | 0 | 0 | 0 | 0 | 0 | 0 | 0 | 0 | 0 | 0 | 0 | 0 | | | | 0 |
| TD Sp. Teams | 0 | 0 | 0 | 0 | 0 | 0 | 0 | 0 | 0 | 0 | 0 | 0 | 0 | 0 | | | | 0 |
| TD Def. Returns | 0 | 0 | 0 | 0 | 0 | 0 | 0 | 0 | 0 | 0 | 0 | 0 | 0 | 0 | | | | 0 |
| FG Attempts | 2 | 2 | 0 | 4 | 1 | 3 | 1 | 0 | 2 | 3 | 2 | 4 | 2 | 2 | | | | 28 |
| FG Made | 2 | 2 | 0 | 3 | 1 | 3 | 1 | 0 | 2 | 3 | 2 | 4 | 1 | 2 | | | | 26 |
| Safety | 0 | 0 | 0 | 0 | 0 | 0 | 0 | 0 | 0 | 0 | 0 | 0 | 0 | 0 | | | | 0 |
| 2-Pt Attempts | 1 | 0 | 0 | 0 | 1 | 0 | 0 | 0 | 0 | 0 | 0 | 0 | 1 | 0 | | | | 3 |
| 2-Pt Made | 0 | 0 | 0 | 0 | 1 | 0 | 0 | 0 | 0 | 0 | 0 | 0 | 1 | 0 | | | | 2 |
| Time of Possession | 28:46 | 32:19 | 27:52 | 31:44 | 31:23 | 37:23 | 26:44 | 26:50 | 31:51 | 33:21 | 29:55 | 28:49 | 32:10 | 31:32 | | | | 430:39 |



TIME SPENT IN LEAD



| GAME | W/L | LED | | TIED | | BEHIND | |
|------------------|----------|------------------|--------------|------------------|--------------|------------------|--------------|
| | | TIME | PCT | TIME | PCT | TIME | PCT |
| at Sea. (9/8) | L, 20-26 | 24:20:00 | 40.6% | 8:37:00 | 14.4% | 27:03:00 | 45.1% |
| vs. Pit. (9/15) | L, 6-13 | 0:00:00 | 0.0% | 13:04:00 | 21.8% | 46:56:00 | 78.2% |
| at T.B. (9/22) | W, 26-7 | 56:05:00 | 93.5% | 3:55:00 | 6.5% | 0:00:00 | 0.0% |
| at NYJ (9/29) | W, 10-9 | 13:29:00 | 22.5% | 15:09:00 | 25.3% | 31:22:00 | 52.3% |
| vs. L.V. (10/6) | W, 34-18 | 30:00:00 | 50.0% | 10:46:00 | 17.9% | 19:14:00 | 32.1% |
| vs. LAC (10/13) | L, 16-23 | 0:00:00 | 0.0% | 5:34:00 | 9.3% | 54:26:00 | 90.7% |
| at N.O. (10/17) | W, 33-10 | 50:28:00 | 84.1% | 9:32:00 | 15.9% | 0:00:00 | 0.0% |
| vs. Car. (10/27) | W, 28-14 | 36:51:00 | 61.4% | 13:26:00 | 22.4% | 9:43:00 | 16.2% |
| at Bal. (11/3) | L, 10-41 | 0:00:00 | 0.0% | 12:42:00 | 21.2% | 47:18:00 | 78.8% |
| at K.C. (11/10) | L, 14-16 | 38:23:00 | 64.0% | 15:40:00 | 26.1% | 5:57:00 | 9.9% |
| vs. Atl. (11/17) | W, 38-6 | 55:31:00 | 92.5% | 4:29:00 | 7.5% | 0:00:00 | 0.0% |
| at L.V. (11/24) | W, 29-19 | 30:00:00 | 50.0% | 12:13:00 | 20.4% | 17:47:00 | 29.6% |
| vs. Cle. (12/2) | W, 41-32 | 31:04:00 | 51.8% | 18:07:00 | 30.2% | 10:49:00 | 18.0% |
| vs. Ind. (12/15) | W, 31-13 | 13:51:00 | 23.1% | 4:08:00 | 6.9% | 42:01:00 | 70.0% |
| at LAC (12/22) | | | | | | | |
| at Cin. (TBD) | | | | | | | |
| vs. K.C. (TBD) | | | | | | | |
| TOTAL | | 380:02:00 | 45.2% | 147:22:00 | 17.5% | 312:36:00 | 37.2% |
| AVERAGE | | 27:08:43 | | 10:31:34 | | 22:19:43 | |



(AS OF DEC 16, 2024, 1:04 AM PST)

2024 : REGULAR SEASON

| DATE | OPPONENT | W/L/T | BRONCOS | | | | | | OPPONENTS | | | | | POINT DIFF | OVERALL RECORD | |
|--------------------|------------------|------------|------------|------------|------------|------------|-----------|-------------|------------|------------|------------|------------|-----------|-------------|----------------|------------|
| | | | 1ST | 2ND | 3RD | 4TH | OT | TOTAL | 1ST | 2ND | 3RD | 4TH | OT | | | TOTAL |
| 9/8 | at Seattle | L | 3 | 10 | 0 | 7 | -- | 20 | 3 | 6 | 10 | 7 | -- | 26 | -6 | 0-1 |
| 9/15 | Pittsburgh | L | 0 | 0 | 0 | 6 | -- | 6 | 7 | 3 | 3 | 0 | -- | 13 | -7 | 0-2 |
| 9/22 | at Tampa Bay | W | 14 | 6 | 0 | 6 | -- | 26 | 0 | 7 | 0 | 0 | -- | 7 | +19 | 1-2 |
| 9/29 | at N.Y. Jets | W | 0 | 0 | 7 | 3 | -- | 10 | 0 | 6 | 0 | 3 | -- | 9 | +1 | 2-2 |
| 10/6 | Las Vegas | W | 0 | 13 | 7 | 14 | -- | 34 | 10 | 0 | 0 | 8 | -- | 18 | +16 | 3-2 |
| 10/13 | L.A. Chargers | L | 0 | 0 | 0 | 16 | -- | 16 | 10 | 10 | 3 | 0 | -- | 23 | -7 | 3-3 |
| 10/17 | at New Orleans | W | 3 | 13 | 10 | 7 | -- | 33 | 0 | 3 | 0 | 7 | -- | 10 | +23 | 4-3 |
| 10/27 | Carolina | W | 0 | 21 | 7 | 0 | -- | 28 | 7 | 0 | 0 | 7 | -- | 14 | +14 | 5-3 |
| 11/3 | at Baltimore | L | 0 | 10 | 0 | 0 | -- | 10 | 7 | 17 | 14 | 3 | -- | 41 | -31 | 5-4 |
| 11/10 | at Kansas City | L | 0 | 14 | 0 | 0 | -- | 14 | 0 | 10 | 3 | 3 | -- | 16 | -2 | 5-5 |
| 11/17 | Atlanta | W | 7 | 14 | 7 | 10 | -- | 38 | 3 | 3 | 0 | 0 | -- | 6 | +32 | 6-5 |
| 11/24 | at Las Vegas | W | 3 | 6 | 7 | 13 | -- | 29 | 0 | 13 | 0 | 6 | -- | 19 | +10 | 7-5 |
| 12/2 | Cleveland | W | 7 | 14 | 10 | 10 | -- | 41 | 7 | 10 | 8 | 7 | -- | 32 | +9 | 8-5 |
| 12/15 | Indianapolis | W | 0 | 7 | 3 | 21 | -- | 31 | 7 | 6 | 0 | 0 | -- | 13 | +18 | 9-5 |
| 12/19 | at L.A. Chargers | -- | -- | -- | -- | -- | -- | -- | -- | -- | -- | -- | -- | -- | -- | -- |
| 12/28 | at Cincinnati | -- | -- | -- | -- | -- | -- | -- | -- | -- | -- | -- | -- | -- | -- | -- |
| 1/5 | Kansas City | -- | -- | -- | -- | -- | -- | -- | -- | -- | -- | -- | -- | -- | -- | -- |
| 2024 TOTALS | | 9-5 | 37 | 128 | 58 | 113 | -- | 336 | 61 | 94 | 41 | 51 | -- | 247 | 89 | 9-5 |
| AVG/GAME | | | 2.6 | 9.1 | 4.1 | 8.1 | -- | 24.0 | 4.4 | 6.7 | 2.9 | 3.6 | -- | 17.6 | 6.4 | |



SCORING DRIVES



BRONCOS 2024 REGULAR SEASON SCORING DRIVES

| DATE | OPP. | DRIVE START | PLAYS | YDS. | Q TIME | SCORING PLAY | DEN | OPP |
|---------------|----------------|--------------|------------|--------------|---------------|-------------------------------------|-----|-----|
| 9/8 | at Seattle | SEA 20 | 4 | 3 | Qt.1 1:36 | W. Lutz: 35 FG | 3 | 0 |
| | | SEA 9 | 4 | -2 | Qt.2 1:30 | W. Lutz: 30 FG | 8 | 3 |
| | | DEN 47 | 5 | 26 | Qt.2 0:29 | W. Lutz: 45 FG | 13 | 9 |
| | | DEN 46 | 7 | 54 | Qt.4 2:19 | B. Nix: 4 run | 20 | 26 |
| 9/15 | Pittsburgh | DEN 30 | 12 | 54 | Qt.3 5:33 | Qt.4: W. Lutz: 35 FG | 3 | 13 |
| | | DEN 20 | 9 | 69 | Qt.4 2:51 | W. Lutz: 29 FG | 6 | 13 |
| 9/22 | at Tampa Bay | DEN 30 | 6 | 70 | Qt.1 3:55 | B. Nix: 3 run | 7 | 0 |
| | | TB 9 | 4 | 9 | Qt.1 2:14 | J. McLaughlin: 1 run | 14 | 0 |
| | | DEN 34 | 13 | 41 | Qt.1 6:52 | Qt.2: W. Lutz: 43 FG | 17 | 0 |
| | | DEN 30 | 9 | 50 | Qt.2 1:48 | W. Lutz: 38 FG | 20 | 7 |
| | | DEN 6 | 15 | 79 | Qt.3 7:57 | Qt.4: W. Lutz: 33 FG | 23 | 7 |
| | | DEN 25 | 5 | 50 | Qt.4 2:22 | W. Lutz: 43 FG | 26 | 7 |
| 9/29 | at N.Y. Jets | DEN 13 | 11 | 87 | Qt.3 5:27 | C. Sutton: 8 pass from B. Nix | 7 | 6 |
| | | DEN 30 | 8 | 41 | Qt.4 4:39 | W. Lutz: 47 FG | 10 | 9 |
| 10/6 | Las Vegas | DEN 41 | 7 | 26 | Qt.1 4:04 | Qt.2: W. Lutz: 51 FG | 3 | 10 |
| | | DEN 36 | 5 | 38 | Qt.2 0:27 | W. Lutz: 44 FG | 13 | 10 |
| | | 50 yard line | 6 | 50 | Qt.3 3:00 | J. McLaughlin: 4 pass from B. Nix | 20 | 10 |
| | | DEN 42 | 8 | 58 | Qt.4 4:48 | B. Nix: 1 run | 27 | 10 |
| | | LV 39 | 4 | 39 | Qt.4 1:53 | J. Reynolds: 9 pass from B. Nix | 34 | 10 |
| 10/13 | L.A. Chargers | DEN 5 | 8 | 95 | Qt.4 4:03 | T. Franklin: 2 pass from B. Nix | 7 | 23 |
| | | DEN 36 | 8 | 64 | Qt.4 3:03 | C. Sutton: 15 pass from B. Nix | 13 | 23 |
| | | DEN 4 | 8 | 74 | Qt.4 1:27 | W. Lutz: 40 FG | 16 | 23 |
| 10/17 | at New Orleans | DEN 20 | 9 | 52 | Qt.1 5:04 | W. Lutz: 46 FG | 3 | 0 |
| | | DEN 45 | 10 | 42 | Qt.1 5:15 | Qt.2: W. Lutz: 32 FG | 6 | 0 |
| | | DEN 14 | 8 | 86 | Qt.2 4:44 | J. Williams: 8 run | 13 | 0 |
| | | DEN 28 | 10 | 38 | Qt.2 1:41 | W. Lutz: 52 FG | 16 | 3 |
| | | DEN 34 | 7 | 46 | Qt.3 3:45 | W. Lutz: 38 FG | 19 | 3 |
| | | DEN 31 | 5 | 69 | Qt.3 3:00 | J. Williams: 5 run | 26 | 3 |
| 10/27 | Carolina | DEN 45 | 7 | 55 | Qt.1 2:55 | Qt.2: N. Adkins: 3 pass from B. Nix | 7 | 7 |
| | | DEN 8 | 7 | 92 | Qt.2 3:06 | A. Trautman: 19 pass from B. Nix | 14 | 7 |
| | | CAR 48 | 10 | 48 | Qt.2 3:29 | B. Nix: 1 run | 21 | 7 |
| | | CAR 23 | 4 | 23 | Qt.3 1:35 | J. McLaughlin: 9 pass from B. Nix | 28 | 7 |
| 11/3 | at Baltimore | DEN 30 | 11 | 70 | Qt.2 4:49 | B. Nix: 2 pass from C. Sutton | 7 | 10 |
| | | DEN 30 | 11 | 51 | Qt.2 2:53 | W. Lutz: 37 FG | 10 | 17 |
| 11/10 | at Kansas City | DEN 20 | 9 | 80 | Qt.1 4:40 | Qt.2: D. Vele: 6 pass from B. Nix | 7 | 0 |
| | | DEN 30 | 5 | 70 | Qt.2 2:23 | C. Sutton: 32 pass from B. Nix | 14 | 3 |
| 11/17 | Atlanta | DEN 30 | 9 | 70 | Qt.1 4:29 | N. Adkins: 12 pass from B. Nix | 7 | 0 |
| | | DEN 23 | 9 | 77 | Qt.2 6:07 | J. Williams: 14 run | 14 | 3 |
| | | DEN 30 | 10 | 70 | Qt.2 2:23 | M. Mims Jr.: 12 pass from B. Nix | 21 | 6 |
| | | ATL 45 | 10 | 45 | Qt.3 4:33 | T. Franklin: 7 pass from B. Nix | 28 | 6 |
| | | DEN 32 | 8 | 41 | Qt.3 4:37 | Qt.4: W. Lutz: 45 FG | 31 | 6 |
| | | DEN 41 | 4 | 59 | Qt.4 2:12 | L. Humphrey: 41 pass from B. Nix | 38 | 6 |
| 11/24 | at Las Vegas | DEN 33 | 8 | 47 | Qt.1 5:07 | W. Lutz: 38 FG | 3 | 0 |
| | | DEN 30 | 8 | 35 | Qt.2 4:15 | W. Lutz: 53 FG | 6 | 7 |
| | | DEN 30 | 8 | 34 | Qt.2 2:55 | W. Lutz: 54 FG | 9 | 10 |
| | | LV 18 | 2 | 18 | Qt.3 0:44 | C. Sutton: 18 pass from B. Nix | 16 | 13 |
| | | DEN 48 | 10 | 26 | Qt.3 4:22 | Qt.4: W. Lutz: 45 FG | 19 | 13 |
| | | DEN 30 | 7 | 70 | Qt.4 3:29 | C. Sutton: 2 pass from B. Nix | 26 | 16 |
| | | LV 17 | 4 | 2 | Qt.4 0:25 | W. Lutz: 33 FG | 29 | 19 |
| 12/2 | Cleveland | DEN 37 | 12 | 63 | Qt.1 6:03 | J. Williams: 2 run | 7 | 0 |
| | | DEN 33 | 6 | 67 | Qt.2 3:04 | M. Burton: 1 run | 14 | 10 |
| | | DEN 8 | 3 | 92 | Qt.3 0:33 | M. Mims Jr.: 93 pass from B. Nix | 28 | 17 |
| | | DEN 4 | 10 | 78 | Qt.3 4:06 | W. Lutz: 36 FG | 31 | 25 |
| | | DEN 30 | 11 | 61 | Qt.4 6:03 | W. Lutz: 27 FG | 34 | 32 |
| 12/15 | Indianapolis | DEN 46 | 9 | 54 | Qt.2 4:31 | A. Trautman: 13 pass from B. Nix | 7 | 10 |
| | | IND 31 | 4 | 5 | Qt.3 1:56 | W. Lutz: 44 FG | 10 | 13 |
| | | IND 15 | 2 | 15 | Qt.4 0:10 | N. Adkins: 15 pass from B. Nix | 17 | 13 |
| | | IND 35 | 6 | 35 | Qt.4 1:51 | C. Sutton: 20 pass from B. Nix | 31 | 13 |
| 12/19 | | -- | -- | -- | -- | -- | -- | |
| 12/28 | | -- | -- | -- | -- | -- | -- | |
| 1/5 | | -- | -- | -- | -- | -- | -- | |
| AVG | | | 7.6 | 51.1 | 3:22 | | | |
| TOTALS | | | 439 | 2,961 | 195:31 | | | |

BRONCOS OPPONENTS 2024 REGULAR SEASON SCORING DRIVES



SCORING DRIVES



| DATE | OPP. | DRIVE START | PLAYS | YDS. | Q TIME | SCORING PLAY | DEN | OPP |
|---------------|----------------|-------------|------------|------------------------|------------------------|--|-----|-----|
| 9/8 | at Seattle | SEA 22 | 7 | 46 | Qt.1 2:57 | J. Myers: 50 FG | 3 | 3 |
| | | SEA 30 | 5 | 70 | Qt.2 2:50 | G. Smith: 34 run | 8 | 9 |
| | | SEA 39 | 6 | 61 | Qt.3 2:47 | K. Walker III: 23 run | 13 | 16 |
| | | DEN 47 | 10 | 37 | Qt.3 3:54 | J. Myers: 28 FG | 13 | 19 |
| | | SEA 20 | 6 | 80 | Qt.3 2:43 | Qt.4: Z. Charbonnet: 30 pass from G. Smith | 13 | 26 |
| 9/15 | Pittsburgh | PIT 22 | 12 | 78 | Qt.1 7:34 | D. Washington: 5 pass from J. Fields | 0 | 7 |
| | | PIT 39 | 7 | 57 | Qt.2 2:28 | C. Boswell: 22 FG | 0 | 10 |
| | | PIT 20 | 4 | 45 | Qt.3 1:54 | C. Boswell: 53 FG | 0 | 13 |
| 9/22 | at Tampa Bay | TB 33 | 6 | 67 | Qt.2 2:45 | C. Godwin: 5 pass from B. Mayfield | 17 | 7 |
| 9/29 | at N.Y. Jets | DEN 34 | 6 | 29 | Qt.2 12:16 | Qt.2: G. Zuerlein: 23 FG | 0 | 3 |
| | | NYJ 27 | 9 | 56 | Qt.2 1:47 | G. Zuerlein: 35 FG | 0 | 6 |
| | | NYJ 25 | 11 | 53 | Qt.3 4:34 | Qt.4: G. Zuerlein: 40 FG | 7 | 9 |
| 10/6 | Las Vegas | LV 30 | 4 | 70 | Qt.1 2:03 | B. Bowers: 57 pass from G. Minshew II | 0 | 7 |
| | | LV 10 | 13 | 68 | Qt.1 8:06 | D. Carlson: 40 FG | 0 | 10 |
| | | LV 25 | 12 | 75 | Qt.4 4:13 | A. Abdullah: 3 run | 34 | 18 |
| 10/13 | L.A. Chargers | DEN 31 | 9 | 29 | Qt.1 4:11 | C. Dicker: 20 FG | 0 | 3 |
| | | LAC 17 | 6 | 83 | Qt.1 2:53 | K. Vidal: 38 pass from J. Herbert | 0 | 10 |
| | | LAC 9 | 20 | 76 | Qt.1 10:2 | Qt.2: C. Dicker: 33 FG | 0 | 13 |
| | | LAC 44 | 11 | 56 | 9 | J. Dobbins: 4 run | 0 | 20 |
| | | LAC 9 | 11 | 63 | Qt.2 3:32 Qt.3 4:58 | C. Dicker: 46 FG | 0 | 23 |
| 10/17 | at New Orleans | NO 21 | 11 | 62 | Qt.2 5:33 | B. Grupe: 35 FG | 13 | 3 |
| | | NO 21 | 11 | 79 | Qt.4 2:44 | C. Wilson Jr.: 12 pass from J. Haener | 33 | 10 |
| 10/27 | Carolina | DEN 49 | 10 | 49 | Qt.1 6:27 | X. Legette: 6 pass from B. Young | 0 | 7 |
| | | CAR 2 | 10 | 98 | Qt.4 1:55 | J. Coker: 15 pass from B. Young | 28 | 14 |
| 11/3 | at Baltimore | BAL 43 | 7 | 57 | Qt.1 3:59 | D. Henry: 7 run | 0 | 7 |
| | | BAL 33 | 5 | 52 | Qt.2 2:51 | J. Tucker: 33 FG | 0 | 10 |
| | | BAL 37 | 7 | 63 | Qt.2 3:28 | Z. Flowers: 7 pass from L. Jackson | 7 | 17 |
| | | BAL 30 | 2 | 70 | Qt.2 0:38 | Z. Flowers: 53 pass from L. Jackson | 10 | 24 |
| | | BAL 30 | 11 | 70 | Qt.3 5:24 | D. Henry: 6 run | 10 | 31 |
| | | BAL 21 | 10 | 79 | Qt.3 6:11 | P. Ricard: 3 pass from L. Jackson | 10 | 38 |
| DEN 39 | 5 | 20 | Qt.3 2:15 | Qt.4: J. Tucker: 37 FG | 10 | 41 | | |
| 11/10 | at Kansas City | KC 30 | 10 | 52 | Qt.2 5:18 | H. Butker: 36 FG | 7 | 3 |
| | | KC 30 | 11 | 70 | Qt.2 4:55 | T. Kelce: 2 pass from P. Mahomes | 14 | 10 |
| | | KC 25 | 16 | 65 | Qt.3 7:16 | H. Butker: 28 FG | 14 | 13 |
| | | DEN 46 | 10 | 44 | Qt.4 4:43 | H. Butker: 20 FG | 14 | 16 |
| 11/17 | Atlanta | ATL 30 | 13 | 48 | Qt.1 8:58 | Y. Koo: 41 FG | 7 | 3 |
| | | ATL 30 | 8 | 38 | Qt.2 3:28 | Y. Koo: 51 FG | 14 | 6 |
| 11/24 | at Las Vegas | DEN 40 | 7 | 40 | Qt.1 4:11 | Qt.2: A. Abdullah: 6 pass from G. Minshew II | 3 | 7 |
| | | LV 30 | 11 | 54 | Qt.2 5:33 | D. Carlson: 34 FG | 6 | 10 |
| | | LV 30 | 7 | 54 | Qt.2 0:53 | D. Carlson: 34 FG | 9 | 13 |
| | | LV 30 | 7 | 35 | Qt.4 3:06 | D. Carlson: 53 FG | 19 | 16 |
| | | LV 30 | 11 | 66 | Qt.4 1:52 | D. Carlson: 22 FG | 26 | 19 |
| 12/2 | Cleveland | CLE 30 | 5 | 70 | Qt.1 3:04 | D. Njoku: 8 pass from J. Winston | 7 | 7 |
| | | CLE 31 | 9 | 42 | Qt.2 3:43 | D. Hopkins: 45 FG | 7 | 10 |
| | | CLE 30 | 11 | 70 | Qt.2 1:25 | D. Njoku: 4 pass from J. Winston | 21 | 17 |
| | | CLE 30 | 1 | 70 | Qt.3 0:11 | J. Jéudy: 70 pass from J. Winston | 28 | 25 |
| | | CLE 28 | 9 | 72 | Qt.4 3:34 | N. Chubb: 5 pass from J. Winston | 31 | 32 |
| 12/15 | Indianapolis | IND 30 | 10 | 70 | Qt.1 4:08 | A. Richardson: 23 run | 0 | 7 |
| | | IND 30 | 14 | 52 | Qt.1 7:17 | Qt.2: M. Gay: 37 FG | 0 | 10 |
| | | DEN 47 | 6 | 15 | Qt.2 1:32 | M. Gay: 49 FG | 7 | 13 |
| 12/19 | -- | -- | -- | -- | -- | -- | -- | |
| 12/28 | -- | -- | -- | -- | -- | -- | -- | |
| 1/5 | -- | -- | -- | -- | -- | -- | -- | |
| AVG | | | 8.8 | 58.5 | 3:54 | | | |
| TOTALS | | | 440 | 2,925 | 195:26 | | | |





| 2024 REGULAR SEASON GXG DRIVES | | | | | | | | | | | | | | | | | | | | | | |
|--------------------------------|------------------|-------------|------------|-----------|-----------|----------|----------|-----------|-----------|----------|----------|-----------|-----------|----------|----------|----------|----------|----------|------------|-------------|-------------|-------------|
| DATE | OPPONENT | STARTING QB | POSS | TD | PAT | 2-PT | M-2PT | FG | FGA | MFG | BK-FG | PUNT | INT | FUM | SAF | DWNS | HF | GM | PTS | TD% | SCORE% | PTS/POSS |
| 9/8 | at Seattle | B. Nix | 15 | 1 | 1 | 0 | 0 | 3 | 3 | 0 | 0 | 8 | 2 | 1 | 2 | 0 | 0 | 0 | 16 | 6.7 | 26.7 | 1.07 |
| 9/15 | Pittsburgh | B. Nix | 11 | 0 | 0 | 0 | 0 | 2 | 2 | 0 | 0 | 6 | 2 | 0 | 0 | 1 | 0 | 0 | 6 | 0.0 | 18.2 | 0.55 |
| 9/22 | at Tampa Bay | B. Nix | 10 | 2 | 2 | 0 | 0 | 4 | 4 | 0 | 0 | 2 | 0 | 1 | 0 | 1 | 0 | 0 | 26 | 20.0 | 60.0 | 2.60 |
| 9/29 | at N.Y. Jets | B. Nix | 13 | 1 | 1 | 0 | 0 | 1 | 2 | 1 | 0 | 8 | 0 | 1 | 0 | 0 | 0 | 1 | 10 | 7.7 | 15.4 | 0.77 |
| 10/6 | Las Vegas | B. Nix | 12 | 3 | 4 | 0 | 0 | 2 | 2 | 0 | 0 | 6 | 0 | 0 | 0 | 0 | 0 | 1 | 27 | 25.0 | 41.7 | 2.25 |
| 10/13 | L.A. Chargers | B. Nix | 10 | 2 | 1 | 1 | 0 | 1 | 1 | 0 | 0 | 5 | 1 | 1 | 0 | 0 | 0 | 0 | 16 | 20.0 | 30.0 | 1.60 |
| 10/17 | at New Orleans | B. Nix | 11 | 2 | 3 | 0 | 0 | 4 | 4 | 0 | 0 | 3 | 0 | 1 | 0 | 0 | 0 | 1 | 26 | 18.2 | 54.5 | 2.36 |
| 10/27 | Carolina | B. Nix | 12 | 4 | 4 | 0 | 0 | 0 | 0 | 0 | 0 | 3 | 0 | 2 | 0 | 1 | 1 | 1 | 28 | 33.3 | 33.3 | 2.33 |
| 11/3 | at Baltimore | B. Nix | 10 | 1 | 1 | 0 | 0 | 1 | 1 | 0 | 0 | 2 | 1 | 0 | 0 | 4 | 1 | 0 | 10 | 10.0 | 20.0 | 1.00 |
| 11/10 | at Kansas City | B. Nix | 9 | 2 | 2 | 0 | 0 | 0 | 2 | 2 | 1 | 5 | 0 | 0 | 0 | 0 | 0 | 0 | 14 | 22.2 | 22.2 | 1.56 |
| 11/17 | Atlanta | B. Nix | 9 | 5 | 5 | 0 | 0 | 1 | 1 | 0 | 0 | 3 | 0 | 0 | 0 | 0 | 0 | 0 | 38 | 55.6 | 66.7 | 4.22 |
| 11/24 | at Las Vegas | B. Nix | 11 | 2 | 2 | 0 | 0 | 5 | 5 | 0 | 0 | 4 | 0 | 0 | 0 | 0 | 0 | 0 | 29 | 18.2 | 63.6 | 2.64 |
| 12/2 | Cleveland | B. Nix | 14 | 3 | 5 | 0 | 0 | 2 | 2 | 0 | 0 | 5 | 2 | 0 | 0 | 0 | 1 | 1 | 27 | 21.4 | 35.7 | 1.93 |
| 12/15 | Indianapolis | B. Nix | 15 | 3 | 4 | 0 | 0 | 1 | 1 | 0 | 0 | 6 | 3 | 0 | 0 | 0 | 1 | 1 | 24 | 20.0 | 26.7 | 1.60 |
| 12/19 | at L.A. Chargers | -- | -- | -- | -- | -- | -- | -- | -- | -- | -- | -- | -- | -- | -- | -- | -- | -- | -- | -- | -- | -- |
| 12/28 | at Cincinnati | -- | -- | -- | -- | -- | -- | -- | -- | -- | -- | -- | -- | -- | -- | -- | -- | -- | -- | -- | -- | -- |
| 1/5 | Kansas City | -- | -- | -- | -- | -- | -- | -- | -- | -- | -- | -- | -- | -- | -- | -- | -- | -- | -- | -- | -- | -- |
| B. NIX TOTALS: | | | 162 | 31 | 35 | 1 | 0 | 27 | 30 | 3 | 1 | 66 | 11 | 7 | 2 | 7 | 4 | 6 | 297 | 19.1 | 35.8 | 1.83 |
| 2024 TOTALS | | | 162 | 31 | 35 | 1 | 0 | 27 | 30 | 3 | 1 | 66 | 11 | 7 | 2 | 7 | 4 | 6 | 297 | 19.1 | 35.8 | 1.83 |

Report only includes Starting QB stats.

| OPPONENTS GXG DRIVES | | | | | | | | | | | | | | | | | | | | | | |
|----------------------|------------------|---------------|------------|-----------|-----------|----------|----------|-----------|-----------|----------|----------|-----------|-----------|----------|----------|----------|----------|----------|------------|-------------|-------------|-------------|
| DATE | OPPONENT | STARTING QB | POSS | TD | PAT | 2-PT | M-2PT | FG | FGA | MFG | BK-FG | PUNT | INT | FUM | SAF | DWNS | HF | GM | PTS | TD% | SCORE% | PTS/POSS |
| 9/8 | at Seattle | G. Smith | 15 | 3 | 2 | 1 | 0 | 2 | 2 | 0 | 0 | 5 | 1 | 1 | 0 | 0 | 1 | 1 | 26 | 20.0 | 46.7 | 1.73 |
| 9/15 | Pittsburgh | J. Fields | 11 | 1 | 1 | 0 | 0 | 2 | 2 | 0 | 0 | 8 | 0 | 0 | 0 | 0 | 0 | 0 | 13 | 9.1 | 27.3 | 1.18 |
| 9/22 | at Tampa Bay | B. Mayfield | 11 | 1 | 1 | 0 | 0 | 0 | 0 | 0 | 0 | 4 | 1 | 1 | 0 | 2 | 1 | 1 | 7 | 9.1 | 9.1 | 0.64 |
| 9/29 | at N.Y. Jets | A. Rodgers | 13 | 0 | 0 | 0 | 0 | 3 | 4 | 1 | 0 | 7 | 0 | 1 | 0 | 1 | 0 | 0 | 9 | 0.0 | 23.1 | 0.69 |
| 10/6 | Las Vegas | G. Minshew II | 12 | 2 | 2 | 1 | 1 | 1 | 1 | 0 | 0 | 5 | 3 | 0 | 0 | 1 | 0 | 0 | 18 | 16.7 | 25.0 | 1.50 |
| 10/13 | L.A. Chargers | J. Herbert | 11 | 2 | 2 | 0 | 0 | 3 | 3 | 0 | 0 | 4 | 0 | 0 | 0 | 0 | 1 | 1 | 23 | 18.2 | 45.5 | 2.09 |
| 10/17 | at New Orleans | S. Rattler | 12 | 1 | 1 | 0 | 0 | 1 | 1 | 0 | 0 | 6 | 0 | 2 | 0 | 1 | 1 | 0 | 10 | 8.3 | 16.7 | 0.83 |
| 10/27 | Carolina | B. Young | 11 | 2 | 2 | 0 | 0 | 0 | 0 | 0 | 0 | 5 | 2 | 0 | 0 | 2 | 0 | 0 | 14 | 18.2 | 18.2 | 1.27 |
| 11/3 | at Baltimore | L. Jackson | 10 | 5 | 5 | 0 | 0 | 2 | 2 | 0 | 0 | 2 | 0 | 0 | 0 | 0 | 0 | 1 | 41 | 50.0 | 70.0 | 4.10 |
| 11/10 | at Kansas City | P. Mahomes | 8 | 1 | 1 | 0 | 0 | 3 | 3 | 0 | 0 | 4 | 0 | 0 | 0 | 0 | 0 | 0 | 16 | 12.5 | 50.0 | 2.00 |
| 11/17 | Atlanta | K. Cousins | 10 | 0 | 0 | 0 | 0 | 2 | 2 | 0 | 0 | 5 | 1 | 0 | 0 | 0 | 1 | 1 | 6 | 0.0 | 20.0 | 0.60 |
| 11/24 | at Las Vegas | G. Minshew II | 12 | 1 | 1 | 0 | 0 | 4 | 4 | 0 | 0 | 4 | 1 | 1 | 0 | 0 | 0 | 1 | 19 | 8.3 | 41.7 | 1.58 |
| 12/2 | Cleveland | J. Winston | 15 | 4 | 4 | 1 | 1 | 1 | 2 | 1 | 0 | 6 | 3 | 0 | 0 | 0 | 0 | 0 | 32 | 26.7 | 33.3 | 2.13 |
| 12/15 | Indianapolis | A. Richardson | 15 | 1 | 1 | 0 | 0 | 2 | 2 | 0 | 0 | 5 | 2 | 3 | 0 | 2 | 0 | 0 | 13 | 6.7 | 20.0 | 0.87 |
| 12/19 | at L.A. Chargers | -- | -- | -- | -- | -- | -- | -- | -- | -- | -- | -- | -- | -- | -- | -- | -- | -- | -- | -- | -- | -- |
| 12/28 | at Cincinnati | -- | -- | -- | -- | -- | -- | -- | -- | -- | -- | -- | -- | -- | -- | -- | -- | -- | -- | -- | -- | -- |
| 1/5 | Kansas City | -- | -- | -- | -- | -- | -- | -- | -- | -- | -- | -- | -- | -- | -- | -- | -- | -- | -- | -- | -- | -- |
| 2024 TOTALS | | | 166 | 24 | 23 | 3 | 2 | 26 | 28 | 2 | 0 | 70 | 14 | 9 | 0 | 9 | 5 | 6 | 247 | 14.5 | 31.3 | 1.49 |

Report only includes Starting QB stats.

2024 REGULAR SEASON





| DATE | OPPONENT | BRONCOS | | | | | | | | OPPONENT | | | | | | | |
|-------|---------------|------------|-----|------|--------|-------------|-----|------|--------|------------|-----|------|---------|-------------|-----|------|--------|
| | | FIRST HALF | | | | SECOND HALF | | | | FIRST HALF | | | | SECOND HALF | | | |
| | | PLAYS | YDS | TIME | RESULT | PLAYS | YDS | TIME | RESULT | PLAYS | YDS | TIME | RESULT | PLAYS | YDS | TIME | RESULT |
| 09/08 | at Seahawks | 4 | 3 | 1:36 | FG | 3 | -8 | 1:29 | Punt | 2 | -7 | 0:48 | INT | 6 | 61 | 2:47 | TD |
| 09/15 | Steelers | 3 | 7 | 2:01 | Punt | 3 | 5 | 2:36 | Punt | 3 | 8 | 1:28 | Punt | 5 | 12 | 2:16 | Punt |
| 09/22 | at Buccaneers | 6 | 70 | 3:55 | TD | 3 | 3 | 0:56 | Punt | 3 | 2 | 1:43 | Punt | 5 | 19 | 2:53 | Punt |
| 09/29 | at Jets | 3 | -14 | 1:18 | Punt | 5 | 21 | 2:09 | Punt | 3 | -1 | 0:52 | FUM | 7 | 30 | 4:16 | Punt |
| 10/06 | Raiders | 7 | 22 | 3:24 | Punt | 3 | -3 | 1:30 | Punt | 4 | 70 | 2:03 | TD | 6 | 4 | 3:36 | Punt |
| 10/13 | Chargers | 3 | 2 | 1:23 | INT | 7 | 28 | 3:26 | Punt | 9 | 29 | 4:11 | FG | 6 | 12 | 4:01 | Punt |
| 10/17 | at Saints | 6 | 24 | 2:30 | Punt | 7 | 46 | 3:45 | FG | 4 | 40 | 1:58 | Punt | 3 | 3 | 0:51 | Punt |
| 10/27 | Panthers | 3 | 18 | 1:21 | FUM | 6 | 19 | 2:57 | Punt | 10 | 49 | 6:27 | TD | 3 | -1 | 1:38 | Punt |
| 11/03 | at Ravens | 2 | 1 | 0:30 | INT | 3 | -1 | 2:04 | Punt | 3 | -6 | 2:18 | Punt | 11 | 70 | 5:24 | TD |
| 11/10 | at Chiefs | 3 | 1 | 1:23 | Punt | 3 | 2 | 2:12 | Punt | 9 | 24 | 5:03 | Punt | 3 | -6 | 1:41 | Punt |
| 11/17 | Falcons | 9 | 70 | 4:29 | TD | 10 | 45 | 4:33 | TD | 13 | 48 | 8:58 | FG | 3 | 3 | 1:22 | Punt |
| 11/24 | at Raiders | 8 | 38 | 3:00 | Punt | 3 | 2 | 1:38 | Punt | 6 | 28 | 2:51 | Punt | 4 | 12 | 1:49 | INT |
| 12/02 | Browns | 3 | 7 | 1:19 | Punt | 3 | 27 | 1:38 | Punt | 7 | 61 | 3:25 | Miss FG | 4 | 19 | 1:23 | Punt |
| 12/15 | Colts | 7 | 32 | 3:46 | INT | 3 | 14 | 1:48 | INT | 10 | 70 | 4:08 | TD | 2 | 61 | 0:36 | FUM |





| AMERICAN FOOTBALL CONFERENCE | | | | | | |
|------------------------------|----------|----------|-----------|----------|----------|------------|
| | OFFENSE | | | DEFENSE | | |
| | TOTAL | RUSH | PASS | TOTAL | RUSH | PASS |
| Baltimore Ravens | *1 | *1 | 2 | 10 | *1 | 15 |
| Buffalo Bills | 2 | 2 | 3 | 13 | 9 | 13 |
| Cincinnati Bengals | 3 | 14 | *1 | 15 | 12 | 14 |
| Cleveland Browns | 10 | 13 | 7 | 11 | 14 | 6 |
| Denver Broncos | 9 | 9 | 11 | 6 | 4 | 8 T |
| Houston Texans | 6 | 7 | 9 | 2 | 6 | 3 |
| Indianapolis Colts | 8 | 4 | 15 | 14 | 16 | 12 |
| Jacksonville Jaguars | 12 | 11 | 10 | 16 | 15 | 16 |
| Kansas City Chiefs | 4 | 6 | 4 | 3 | 2 | 7 |
| Las Vegas Raiders | 13 | 16 | 5 | 8 | 8 | 10 |
| Los Angeles Chargers | 14 | 10 | 13 | 9 | 11 | 5 |
| Miami Dolphins | 7 | 12 | 6 | 4 | 5 | 4 |
| New England Patriots | 16 | 5 | 16 | 12 | 13 | 8 T |
| New York Jets | 11 | 15 | 8 | 5 | 10 | 2 |
| Pittsburgh Steelers | 5 | 3 | 12 | 7 | 3 | 11 |
| Tennessee Titans | 15 | 8 | 14 | *1 | 7 | *1 |

| NATIONAL FOOTBALL CONFERENCE | | | | | | |
|------------------------------|---------|------|------|---------|------|------|
| | OFFENSE | | | DEFENSE | | |
| | TOTAL | RUSH | PASS | TOTAL | RUSH | PASS |
| Arizona Cardinals | 9 | 6 | 12 | 7 | 8 | 8 |
| Atlanta Falcons | 6 | 9 | 2 | 10 | 7 | 12 |
| Carolina Panthers | 15 | 14 | 14 | 16 | 16 | 5 |
| Chicago Bears | 16 | 12 | 16 | 11 | 12 | 9 |
| Dallas Cowboys | 13 | 15 | 9 | 13 | 14 | 11 |
| Detroit Lions | *1 | 5 | *1 | 5 | 2 | 13 |
| Green Bay Packers | 3 | 3 T | 8 | 3 | 4 | 7 |
| Los Angeles Rams | 10 | 13 | 6 | 12 | 13 | 10 |
| Minnesota Vikings | 8 | 10 | 5 | 6 | *1 | 16 |
| New Orleans Saints | 11 T | 8 | 11 | 15 | 11 | 14 |
| New York Giants | 14 | 11 | 15 | 9 | 15 | 4 |
| Philadelphia Eagles | 5 | *1 | 13 | *1 | 3 | *1 |
| San Francisco 49ers | 7 | 7 | 7 | 2 | 6 | 2 |
| Seattle Seahawks | 11 T | 16 | 4 | 8 | 9 | 6 |
| Tampa Bay Buccaneers | 2 | 3 T | 3 | 14 | 5 | 15 |
| Washington Commanders | 4 | 2 | 10 | 4 | 10 | 3 |





| NATIONAL FOOTBALL LEAGUE | | | | | | |
|-----------------------------|-----------|-----------|-----------|----------|----------|-------------|
| | OFFENSE | | | DEFENSE | | |
| | TOTAL | RUSH | PASS | TOTAL | RUSH | PASS |
| Arizona Cardinals | 12 | 7 | 21 | 16 | 18 | 17 |
| Atlanta Falcons | 7 | 13 | 3 | 23 | 16 | 25 |
| Baltimore Ravens | *1 | 2 | 4 | 17 | *1 | 31 |
| Buffalo Bills | 8 | 9 | 7 | 22 | 14 | 24 |
| Carolina Panthers | 31 | 24 | 29 | 31 | 32 | 11 |
| Chicago Bears | 32 | 21 | 31 | 24 | 27 | 19 |
| Cincinnati Bengals | 10 | 30 | *1 | 29 | 20 | 27 |
| Cleveland Browns | 23 | 29 | 17 | 18 | 23 | 10 |
| Dallas Cowboys | 17 | 27 | 12 | 26 | 29 | 21 |
| Denver Broncos | 22 | 20 | 23 | 8 | 5 | 15 T |
| Detroit Lions | 2 | 6 | 2 | 13 | 6 | 26 |
| Green Bay Packers | 4 | 4 T | 11 | 10 | 9 | 14 |
| Houston Texans | 19 | 17 | 19 | 4 | 10 | 6 |
| Indianapolis Colts | 21 | 12 | 27 | 28 | 30 | 23 |
| Jacksonville Jaguars | 25 | 25 | 22 | 32 | 24 | 32 |
| Kansas City Chiefs | 14 | 16 | 13 | 5 | 3 | 13 |
| Las Vegas Raiders | 26 | 32 | 14 | 12 | 13 | 18 |
| Los Angeles Chargers | 27 | 22 T | 25 | 14 | 19 | 9 |
| Los Angeles Rams | 13 | 22 T | 9 | 25 | 28 | 20 |
| Miami Dolphins | 20 | 26 | 15 | 6 | 8 | 8 |
| Minnesota Vikings | 11 | 15 | 8 | 15 | 2 | 30 |
| New England Patriots | 30 | 14 | 32 | 20 T | 21 | 15 T |
| New Orleans Saints | 15 T | 11 | 20 | 30 | 26 | 28 |
| New York Giants | 29 | 18 | 30 | 20 T | 31 | 7 |
| New York Jets | 24 | 31 | 18 | 7 | 17 | 5 |
| Philadelphia Eagles | 6 | *1 | 28 | *1 | 7 | *1 |
| Pittsburgh Steelers | 18 | 10 | 24 | 9 | 4 | 22 |
| San Francisco 49ers | 9 | 8 | 10 | 3 | 15 | 2 |
| Seattle Seahawks | 15 T | 28 | 6 | 19 | 22 | 12 |
| Tampa Bay Buccaneers | 3 | 4 T | 5 | 27 | 11 | 29 |
| Tennessee Titans | 28 | 19 | 26 | 2 | 12 | 3 |
| Washington Commanders | 5 | 3 | 16 | 11 | 25 | 4 |

* = NFL leader | T = Tied for position



LEADERS - 2024 SEASON



| PLAYER | TEAM | GP | RUSHING | | TD |
|-----------------|---------|----|---------|--|----|
| | | | YDS | | |
| Barkley, Saquon | Eagles | 17 | 1688 | | 11 |
| Henry, Derrick | Ravens | 17 | 1474 | | 13 |
| Jacobs, Josh | Packers | 17 | 1147 | | 12 |
| Williams, Kyren | Rams | 14 | 1121 | | 12 |
| Gibbs, Jahmyr | Lions | 17 | 1047 | | 11 |

To qualify: Player must have 14 pass attempts per their team's games played.

| PLAYER | TEAM | GP | PASSING | | | RATING |
|-----------------|------------|----|---------|------|----|--------|
| | | | COMP | YDS | TD | |
| Burrow, Joe | Bengals | 17 | 361 | 3977 | 36 | 107.1 |
| Goff, Jared | Lions | 17 | 314 | 3759 | 30 | 110.4 |
| Smith, Geno | Seahawks | 17 | 339 | 3623 | 14 | 89.9 |
| Mayfield, Baker | Buccaneers | 14 | 328 | 3617 | 32 | 104.1 |
| Jackson, Lamar | Ravens | 17 | 275 | 3580 | 34 | 120.7 |

To qualify: Player must have 14 pass attempts per their team's games played.

| PLAYER | TEAM | GP | RECEIVING | | TD |
|--------------------|---------|----|-----------|------|----|
| | | | NUM | YDS | |
| Chase, Ja'Marr | Bengals | 17 | 102 | 1413 | 15 |
| Jefferson, Justin | Vikings | 17 | 75 | 1170 | 7 |
| Lamb, CeeDee | Cowboys | 17 | 94 | 1089 | 6 |
| St. Brown, Amon-Ra | Lions | 17 | 95 | 1056 | 10 |
| Jeady, Jerry | Browns | 17 | 70 | 1052 | 4 |

To qualify: Player must have 2 receptions per their team's games played.

| PLAYER | TEAM | GP | KICKOFF RETURNS | |
|------------------|----------|----|-----------------|--|
| | | | AVG | |
| Smith, Xavier | Rams | 17 | 25.8 | |
| Legette, Xavier | Panthers | 17 | 25.5 | |
| Gipson, Xavier | Jets | 17 | 28.8 | |
| Shipley, Will | Eagles | 17 | 28.8 | |
| Jones Jr., Velus | Bears | 16 | 0.0 | |

To qualify: Player must have 1.25 kickoff returns per their team's games played.

| PLAYER | TEAM | GP | PUNT RETURNS | |
|--------------------|----------|----|--------------|--|
| | | | AVG | |
| Smith, Xavier | Rams | 17 | 8.7 | |
| Gipson, Xavier | Jets | 17 | 8.2 | |
| McAllister, Tyreik | Raiders | 17 | 12.0 | |
| Hill, Tyreek | Dolphins | 17 | 11.0 | |
| Wallace, Tylan | Ravens | 17 | 11.2 | |

To qualify: Player must have 1.25 punt returns per their team's games played.

| PLAYER | TEAM | GP | PLACE KICKING | |
|------------------|----------------|-----------|---------------|--|
| | | | FG MADE | |
| Gonzalez, Zane | Commanders | 14 | 3 | |
| Koo, Younghoe | Falcons | 17 | 23 | |
| Reichard, Will | Vikings | 17 | 14 | |
| Lutz, Wil | Broncos | 17 | 27 | |
| Bass, Tyler | Bills | 17 | 21 | |



LEADERS - 2024 SEASON



| PLAYER | TEAM | GP | SCORING | | PTS |
|-------------------|------------|----|---------|----|-----|
| | | | | TD | |
| Boswell, Chris | Steelers | 17 | | 0 | 144 |
| Fairbairn, Ka'imi | Texans | 17 | | 0 | 130 |
| Aubrey, Brandon | Cowboys | 17 | | 0 | 122 |
| Bates, Jake | Lions | 17 | | 0 | 117 |
| McLaughlin, Chase | Buccaneers | 14 | | 0 | 117 |

| PLAYER | TEAM | GP | DEFENSIVE | | |
|-----------------|------------|----|-----------|----|-------|
| | | | SOLO | SK | INT |
| McCollum, Zyon | Buccaneers | 14 | 45 | 0 | 0.00 |
| Logue, Zion | Bills | 17 | 2 | 0 | 0.00 |
| Anderson, Zayne | Packers | 17 | 2 | 0 | 0.00 |
| Collins, Zaven | Cardinals | 17 | 29 | 4 | 33.00 |
| Franklin, Zaire | Colts | 17 | 80 | 3 | 4.00 |





There are still 2 unfinished games for this week. Please wait until those games are all done before generating this report.

| 2024 REGULAR SEASON | | | | | | | | | |
|---------------------|-----------------|-------|------|------|----------------|---------|------|------|----------------|
| | OFFENSE | | | | | DEFENSE | | | |
| DATE | OPPONENT | TOTAL | RUSH | PASS | *POINTS SCORED | TOTAL | RUSH | PASS | *POINTS SCORED |
| 09/08 | at Seattle | 27 | 21 | 29 | T-17 | 18 | 24 | 13 | T-19 |
| 09/15 | Pittsburgh | 29 | 27 | 21 | 30 | 9 | 23 | 4 | T-10 |
| 09/22 | at Tampa Bay | 23 | 22 | 19 | 23 | 3 | 21 | 2 | 6 |
| 09/29 | at N.Y. Jets | 27 | T-20 | 27 | 28 | T-2 | 12 | 3 | 3 |
| 10/06 | Las Vegas | 28 | 21 | 28 | T-22 | 3 | 10 | 5 | T-2 |
| 10/13 | L.A. Chargers | 29 | 23 | 27 | 25 | 4 | 14 | 5 | 4 |
| 10/17 | at New Orleans | 27 | 13 | 29 | T-21 | 3 | 10 | 5 | 3 |
| 10/27 | Carolina | 25 | 14 | 27 | 20 | 3 | 7 | 4 | 3 |
| 11/03 | at Baltimore | 25 | 15 | 27 | 23 | 6 | 9 | 6 | 3 |
| 11/10 | at Kansas City | 24 | 20 | 27 | 22 | 5 | 7 | 10 | 4 |
| 11/17 | Atlanta | 23 | 20 | 25 | 20 | 3 | 6 | 7 | 3 |
| 11/24 | at Las Vegas | 23 | 23 | 22 | 19 | 3 | 6 | 9 | 3 |
| 12/02 | Cleveland | 21 | 21 | 21 | 13 | 9 | 6 | T-20 | 3 |
| 12/15 | Indianapolis | 22 | 19 | 23 | T-10 | 10 | 5 | T-18 | T-2 |
| 12/19 | @ L.A. Chargers | -- | -- | -- | -- | -- | -- | -- | -- |
| 12/28 | @ Cincinnati | -- | -- | -- | -- | -- | -- | -- | -- |
| 01/05 | Kansas City | -- | -- | -- | -- | -- | -- | -- | -- |

*Points per game





2024 REGULAR SEASON - BIG RUN PLAYS (10+ YARDS)

| DATE | OPP. | QTR | BRONCOS PLAYER | YDS. | QTR | OPP. PLAYER | YDS. | |
|---------------|------------------|-------------------------------|-----------------|-------------------------------|-----|-------------------|------------|----|
| 9/8 | at Seattle | 2 | Estime | 12 | 2 | Smith | 34T | |
| | | 3 | McLaughlin | 15 | 3 | Walker III | 15 | |
| | | 4 | Nix | 23 | 3 | Walker III | 23T | |
| | | | | | 3 | Walker III | 12 | |
| 9/15 | Pittsburgh | 2 | Badie | 16 | 1 | Fields | 16 | |
| | | 2 | Nix | 13 | 1 | Warren | 11 | |
| | | | | | 2 | Harris | 11 | |
| | | | | | 4 | Warren | 11 | |
| 9/22 | at Tampa Bay | 3 | Nix | 22 | 2 | Irving | 32 | |
| | | 4 | Badie | 43 | 2 | Irving | 13 | |
| 9/29 | at N.Y. Jets | 2 | Williams | 12 | 2 | Rodgers | 14 | |
| | | 2 | McLaughlin | 10 | | | | |
| | | 3 | Williams | 12 | | | | |
| | | 4 | Williams | 16 | | | | |
| 10/6 | Las Vegas | 1 | Mims Jr. | 17 | 1 | Minshew II | 11 | |
| | | 3 | McLaughlin | 13 | 1 | Minshew II | 11 | |
| | | 4 | Nix | 11 | 2 | Abdullah | 40 | |
| | | 4 | Williams | 17 | | | | |
| 10/13 | L.A. Chargers | 2 | Williams | 13 | 1 | Dobbins | 12 | |
| | | 3 | Nix | 10 | 2 | Davis | 10 | |
| | | 3 | Nix | 21 | 3 | Dobbins | 14 | |
| | | 4 | Estime | 11 | 4 | Dobbins | 20 | |
| | | 4 | Nix | 21 | | | | |
| 10/17 | at New Orleans | 1 | Nix | 14 | 2 | Rattler | 28 | |
| | | 1 | Williams | 10 | 3 | Williams | 13 | |
| | | 2 | Williams | 20 | 4 | Miller | 16 | |
| | | 3 | Williams | 13 | | | | |
| | | 3 | McLaughlin | 21 | | | | |
| | | 3 | Nix | 32 | | | | |
| | | 3 | McLaughlin | 10 | | | | |
| | | 4 | Estime | 13 | | | | |
| 10/27 | Carolina | 2 | McLaughlin | 10 | 3 | Hubbard | 15 | |
| 11/3 | at Baltimore | 2 | Nix | 15 | 3 | Henry | 12 | |
| | | 2 | Nix | 12 | 3 | Jackson | 11 | |
| | | 4 | Estime | 21 | 3 | Henry | 20 | |
| 11/10 | at Kansas City | 1 | Mims Jr. | 14 | 1 | Mahomes | 12 | |
| | | 2 | Estime | 10 | 2 | Hunt | 10 | |
| 11/17 | Atlanta | 1 | Williams | 10 | | NONE | | |
| | | 2 | Williams | 14T | | | | |
| | | 3 | Williams | 12 | | | | |
| 11/24 | at Las Vegas | 1 | McLaughlin | 11 | 1 | McCormick | 11 | |
| | | 1 | McLaughlin | 18 | 3 | McCormick | 19 | |
| 12/2 | Cleveland | 1 | McLaughlin | 12 | 1 | Chubb | 10 | |
| | | 3 | McLaughlin | 18 | 2 | Ford | 21 | |
| | | 3 | McLaughlin | 17 | | | | |
| 12/15 | Indianapolis | 1 | Nix | 16 | 1 | Taylor | 15 | |
| | | 3 | McLaughlin | 12 | 1 | Richardson | 23T | |
| | | | | | 1 | Taylor | 10 | |
| | | | | | 2 | Richardson | 12 | |
| | | | | | | 3 | Taylor | 40 |
| 1/5 | Kansas City | -- | -- | -- | -- | -- | -- | |
| 12/28 | at Cincinnati | -- | -- | -- | -- | -- | -- | |
| 12/19 | at L.A. Chargers | -- | -- | -- | -- | -- | -- | |
| TOTALS | | 44 - 683 (15.5), 1 TDS | | 36 - 608 (16.9), 3 TDS | | | | |





| 2024 REGULAR SEASON - BIG PASS PLAYS (20+ YARDS) | | | | | | | |
|--|------------------|---------------------------------|---------------------------|------------------|---------------------------------|--------------------------------|------------|
| DATE | OPPONENT | QTR | BRONCOS PLAYER | YDS. | QTR | OPP. PLAYER | YDS. |
| 9/8 | at Seattle | 2 | Nix -> Reynolds | 25 | 4 | Smith -> Charbonnet | 30T |
| 9/15 | Pittsburgh | 3 | Nix -> Sutton | 26 | NONE | | |
| | | 3 | Nix -> Reynolds | 49 | | | |
| | | 4 | Nix -> Reynolds | 22 | | | |
| | | 4 | Nix -> Humphrey | 27 | | | |
| 9/22 | at Tampa Bay | 1 | Nix -> Sutton | 22 | NONE | | |
| | | 1 | Nix -> Reynolds | 31 | | | |
| 9/29 | at N.Y. Jets | 3 | Nix -> Sutton | 23 | 2 | Rodgers -> Lazard | 25 |
| | | 3 | Nix -> Sutton | 29 | 2 | Rodgers -> Williams | 21 |
| | | | | | 3 | Rodgers -> Williams | 20 |
| | | | | | 3 | Rodgers -> Williams | 22 |
| | | | | | 3 | Rodgers -> Wilson | 23 |
| 10/6 | Las Vegas | 1 | Nix -> Humphrey | 21 | 1 | Minshew II -> Bowers | 57T |
| | | 2 | Nix -> Williams | 26 | 4 | O'Connell -> Meyers | 21 |
| | | 2 | Nix -> Franklin | 20 | | | |
| | | 3 | Nix -> Humphrey | 27 | | | |
| 10/13 | L.A. Chargers | 4 | Nix -> Franklin | 29 | 1 | Herbert -> Palmer | 24 |
| | | 4 | Nix -> Vele | 37 | 1 | Herbert -> Vidal | 38T |
| | | 4 | Nix -> Sutton | 20 | 2 | Herbert -> Dissly | 20 |
| | | 4 | Nix -> Vele | 20 | 3 | Herbert -> Fehoko | 30 |
| 10/17 | at New Orleans | 1 | Nix -> Vele | 20 | 1 | Rattler -> Moreau | 32 |
| | | 2 | Nix -> Franklin | 30 | | | |
| | | 3 | Nix -> Krull | 23 | | | |
| 10/27 | Carolina | 1 | Nix -> Sutton | 23 | 3 | Young -> Coker | 29 |
| | | 1 | Nix -> Trautman | 37 | 4 | Young -> Coker | 26 |
| | | 2 | Nix -> Sutton | 37 | 4 | Young -> Legette | 23 |
| | | 4 | Sutton -> Burton | 28 | | | |
| 11/3 | at Baltimore | 1 | Nix -> Sutton | 26 | 1 | Jackson -> Agholor | 29 |
| | | 1 | Nix -> Williams | 34 | 2 | Jackson -> Flowers | 28 |
| | | 2 | Nix -> Sutton | 33 | 2 | Jackson -> Flowers | 23 |
| | | 4 | Nix -> Sutton | 26 | 2 | Jackson -> Hill | 24 |
| | | | | | 2 | Jackson -> Flowers | 53T |
| | | | 3 | Jackson -> Henry | 27 | | |
| 11/10 | at Kansas City | 1 | Nix -> Trautman | 34 | 2 | Mahomes -> Kelce | 22 |
| | | 2 | Nix -> Humphrey | 20 | 3 | Mahomes -> Perine | 35 |
| | | 2 | Nix -> Sutton | 32T | 4 | Mahomes -> Hunt | 26 |
| | | | | | 4 | Mahomes -> Hopkins | 31 |
| 11/17 | Atlanta | 2 | Nix -> Mims Jr. | 37 | 2 | Cousins -> London | 26 |
| | | 2 | Nix -> Vele | 33 | 4 | Penix Jr. -> McCloud III | 20 |
| | | 3 | Nix -> Sutton | 23 | | | |
| | | 4 | Nix -> Humphrey | 41T | | | |
| 11/24 | at Las Vegas | 1 | Nix -> Vele | 23 | 2 | Cole -> Deablo | 34 |
| | | 1 | Nix -> Franklin | 26 | 4 | Minshew II -> Meyers | 25 |
| | | 2 | Nix -> Vele | 24 | 4 | Ridder -> Tucker | 28 |
| | | 4 | Nix -> Mims Jr. | 37 | | | |
| 12/2 | Cleveland | 2 | Nix -> Franklin | 23 | 1 | Winston -> Jeudy | 44 |
| | | 3 | Nix -> Mims Jr. | 93T | 1 | Winston -> Moore | 44 |
| | | 3 | Nix -> Sutton | 32 | 3 | Winston -> Jeudy | 70T |
| | | | | | 4 | Winston -> Jeudy | 35 |
| | | | 4 | Winston -> Ford | 21 | | |
| 12/15 | Indianapolis | 4 | Nix -> Sutton | 20T | 1 | Richardson -> Downs | 22 |
| | | | | | 4 | Richardson -> Gould | 23 |
| 1/5 | Kansas City | -- | -- | -- | -- | -- | -- |
| 12/28 | at Cincinnati | -- | -- | -- | -- | -- | -- |
| 12/19 | at L.A. Chargers | -- | -- | -- | -- | -- | -- |
| TOTALS | | 44 - 1,293 (29.4), 4 TDS | | | 38 - 1,131 (29.8), 5 TDS | | |



TAKEAWAY/GIVEAWAY CHART



| DATE | OPPONENT | DEN +/- RATIO | DEN TAKES | POINTS OFF TAKES | DEN GIVES | POINTS OFF GIVES | POINTS OFF TO RATIO |
|---------------|----------------|---------------|---------------------------|------------------|---------------------------|------------------|---------------------|
| 09/08 | at Seattle | -1 | 2 (1 FUM, 1 INT) | 6 | 3 (1 FUM, 2 INT) | 3 | +3 |
| 09/15 | Pittsburgh | -2 | 0 (0 FUM, 0 INT) | 0 | 2 (0 FUM, 2 INT) | 3 | -3 |
| 09/22 | at Tampa Bay | +1 | 2 (1 FUM, 1 INT) | 7 | 1 (1 FUM, 0 INT) | 7 | 0 |
| 09/29 | at N.Y. Jets | 0 | 1 (1 FUM, 0 INT) | 0 | 1 (1 FUM, 0 INT) | 3 | -3 |
| 10/06 | Las Vegas | +3 | 3 (0 FUM, 3 INT) | 13 | 0 (0 FUM, 0 INT) | 0 | +13 |
| 10/13 | L.A. Chargers | -2 | 0 (0 FUM, 0 INT) | 0 | 2 (1 FUM, 1 INT) | 10 | -10 |
| 10/17 | at New Orleans | +1 | 2 (2 FUM, 0 INT) | 10 | 1 (1 FUM, 0 INT) | 0 | +10 |
| 10/27 | Carolina | 0 | 2 (0 FUM, 2 INT) | 0 | 2 (2 FUM, 0 INT) | 14 | -14 |
| 11/03 | at Baltimore | -1 | 0 (0 FUM, 0 INT) | 0 | 1 (0 FUM, 1 INT) | 0 | 0 |
| 11/10 | at Kansas City | 0 | 0 (0 FUM, 0 INT) | 0 | 0 (0 FUM, 0 INT) | 0 | 0 |
| 11/17 | Atlanta | +1 | 1 (0 FUM, 1 INT) | 0 | 0 (0 FUM, 0 INT) | 0 | 0 |
| 11/24 | at Las Vegas | +2 | 2 (1 FUM, 1 INT) | 10 | 0 (0 FUM, 0 INT) | 0 | +10 |
| 12/02 | Cleveland | +1 | 3 (0 FUM, 3 INT) | 13 | 2 (0 FUM, 2 INT) | 10 | +3 |
| 12/15 | Indianapolis | +2 | 5 (3 FUM, 2 INT) | 17 | 3 (0 FUM, 3 INT) | 3 | +14 |
| 12/19 | | -- | -- | -- | -- | -- | -- |
| 12/28 | | -- | -- | -- | -- | -- | -- |
| 01/05 | | -- | -- | -- | -- | -- | -- |
| TOTALS | | +5 | 23 (9 FUM, 14 INT) | 76 | 18 (7 FUM, 11 INT) | 53 | +23 |





| DATE | OPPONENT | FORCED TURNOVERS | | | TURNOVERS CONVERTED | | | | | OUTCOME | |
|-------|------------------|------------------|-----------|-----------|---------------------|----------|-----------|-------------|-------------|-----------|------------|
| | | FUM | INTS | TOTAL | TD | FG | PTS. | PTS. PCT. | TD PCT. | NET DIFF. | RESULT |
| 09/08 | Denver | 1 | 1 | 2 | 0 | 2 | 6 | 100.0 | 0.0 | -1 | L |
| | at Seattle | 1 | 2 | 3 | 0 | 1 | 3 | 33.3 | 0.0 | +1 | W |
| 09/15 | Denver | 0 | 0 | 0 | 0 | 0 | 0 | 0.0 | 0.0 | -2 | L |
| | Pittsburgh | 0 | 2 | 2 | 0 | 1 | 3 | 50.0 | 0.0 | +2 | W |
| 09/22 | Denver | 1 | 1 | 2 | 1 | 0 | 7 | 50.0 | 100.0 | +1 | W |
| | at Tampa Bay | 1 | 0 | 1 | 1 | 0 | 7 | 100.0 | 100.0 | -1 | L |
| 09/29 | Denver | 1 | 0 | 1 | 0 | 0 | 0 | 0.0 | 0.0 | 0 | W |
| | at N.Y. Jets | 1 | 0 | 1 | 0 | 1 | 3 | 100.0 | 0.0 | 0 | L |
| 10/06 | Denver | 0 | 3 | 3 | 2 | 0 | 13 | 66.7 | 100.0 | +3 | W |
| | Las Vegas | 0 | 0 | 0 | 0 | 0 | 0 | 0.0 | 0.0 | -3 | L |
| 10/13 | Denver | 0 | 0 | 0 | 0 | 0 | 0 | 0.0 | 0.0 | -2 | L |
| | L.A. Chargers | 1 | 1 | 2 | 1 | 1 | 10 | 100.0 | 50.0 | +2 | W |
| 10/17 | Denver | 2 | 0 | 2 | 1 | 1 | 10 | 100.0 | 50.0 | +1 | W |
| | at New Orleans | 1 | 0 | 1 | 0 | 0 | 0 | 0.0 | 0.0 | -1 | L |
| 10/27 | Denver | 0 | 2 | 2 | 0 | 0 | 0 | 0.0 | 0.0 | 0 | W |
| | Carolina | 2 | 0 | 2 | 2 | 0 | 14 | 100.0 | 100.0 | 0 | L |
| 11/03 | Denver | 0 | 0 | 0 | 0 | 0 | 0 | 0.0 | 0.0 | -1 | L |
| | at Baltimore | 0 | 1 | 1 | 0 | 0 | 0 | 0.0 | 0.0 | +1 | W |
| 11/10 | Denver | 0 | 0 | 0 | 0 | 0 | 0 | 0.0 | 0.0 | 0 | L |
| | at Kansas City | 0 | 0 | 0 | 0 | 0 | 0 | 0.0 | 0.0 | 0 | W |
| 11/17 | Denver | 0 | 1 | 1 | 0 | 0 | 0 | 0.0 | 0.0 | +1 | W |
| | Atlanta | 0 | 0 | 0 | 0 | 0 | 0 | 0.0 | 0.0 | -1 | L |
| 11/24 | Denver | 1 | 1 | 2 | 1 | 1 | 10 | 100.0 | 50.0 | +2 | W |
| | at Las Vegas | 0 | 0 | 0 | 0 | 0 | 0 | 0.0 | 0.0 | -2 | L |
| 12/02 | Denver | 0 | 3 | 3 | 2 | 0 | 13 | 66.7 | 100.0 | +1 | W |
| | Cleveland | 0 | 2 | 2 | 1 | 1 | 10 | 100.0 | 50.0 | -1 | L |
| 12/15 | Denver | 3 | 2 | 5 | 2 | 1 | 17 | 60.0 | 66.7 | +2 | W |
| | Indianapolis | 0 | 3 | 3 | 0 | 1 | 3 | 33.3 | 0.0 | -2 | L |
| 12/19 | | -- | -- | -- | -- | -- | -- | -- | -- | -- | -- |
| 12/28 | | -- | -- | -- | -- | -- | -- | -- | -- | -- | -- |
| 01/05 | | -- | -- | -- | -- | -- | -- | -- | -- | -- | -- |
| | BRONCOS | 9 | 14 | 23 | 9 | 5 | 76 | 60.9 | 39.1 | +5 | 9-5 |
| | OPPONENTS | 7 | 11 | 18 | 5 | 6 | 53 | 61.1 | 27.8 | -5 | 5-9 |



TURNOVER CHART



| 2024 REGULAR SEASON - DEFENSIVE TAKEAWAYS | | | | | | |
|---|----------------|--|-----------------------|--|-------------------------------------|--------------------------------|
| DATE | OPPONENT | TAKEAWAY | QTR. | SCORE | YD-LINE | RESULT |
| 09/08 | at Seattle | A. Singleton INT (G. Smith) | 1 | 0-0 | SEA-41 | FG |
| 09/15 | Pittsburgh | None | | | | |
| 09/22 | at Tampa Bay | B. Jones INT (B. Mayfield) B. Jones FR (R. Moss FF) | 1 4 | 7-0 26-7 | TB-46 DEN-13 | TD Downs |
| 09/29 | at N.Y. Jets | R. Moss FR (B. Jones FF) | 1 | 0-0 | NYJ-30 | Punt |
| 10/06 | Las Vegas | P. Surtain II INT (G. Minshew II) R. Moss INT (G. Minshew II) P. Surtain II INT (A. O'Connell) | 2 3 4 | 10-10 20-10 27-10 | DEN-0 DEN-37 LV-39 | TD Punt TD |
| 10/13 | L.A. Chargers | None | | | | |
| 10/17 | at New Orleans | K. Alexander FR (C. Barton FF) C. Barton FR (J. McMillian FF) | 1 4 | 3-0 32-3 | DEN-45 DEN-48 | FG TD |
| 10/27 | Carolina | P. Surtain II INT (B. Young) J. McMillian INT (B. Young: touchback) | 3 4 | 28-7 28-7 | DEN-11 DEN(-1) | Punt Fumble |
| 11/03 | at Baltimore | None | | | | |
| 11/10 | at Kansas City | None | | | | |
| 11/17 | Atlanta | C. Barton INT (K. Cousins) | 3 | 28-6 | DEN-31 | Punt |
| 11/24 | at Las Vegas | B. Jones INT (G. Minshew II) M. Roach FR (N. Bonitto FF) | 3 4 | 9-13 26-19 | DEN-45 LV-17 | TD FG |
| 12/02 | Cleveland | N. Bonitto INT (J. Winston) J. McMillian INT (J. Winston) C. Barton INT (J. Winston) | 2 4 4 | 21-10 41-32 41-32 | DEN-29 CLV-44 DEN(-3) | TD TD EOG |
| 12/15 | Indianapolis | B. Jones INT (A. Richardson) J. Taylor fumble: touchback D. Jones FR (P. Locke FF) N. Bonitto FR (N. Bonitto FF) P. Surtain II INT (A. Richardson) | 2 3 3 4 4 | 7-10 7-13 7-13 24-13 24-13 | DEN-38 DEN-1 IND-31 IND-39 | Punt Punt FG TD TD |
| 12/19 | | -- | -- | -- | -- | -- |
| 12/28 | | -- | -- | -- | -- | -- |
| 01/05 | | -- | -- | -- | -- | -- |

| 2024 REGULAR SEASON - OFFENSIVE GIVEAWAYS | | | | | | |
|---|----------------|---|-------------|-----------------------|----------------------------|------------------------|
| DATE | OPPONENT | TAKEAWAY | QTR. | SCORE | YD-LINE | RESULT |
| 09/08 | at Seattle | B. Nix INT (J. Love) J. McLaughlin fumble (K. Wallace FF; J. Baker FR) B. Nix INT (R. Woolen) | 2 3 4 | 3-3 13-16 13-26 | SEA-1 DEN-47 SEA-34 | Safety FG Punt |
| 09/15 | Pittsburgh | B. Nix INT (C. Trice Jr.: touchback) B. Nix INT (D. Kazee) | 3 4 | 0-10 6-13 | PIT(-8) PIT-40 | FG EOG |
| 09/22 | at Tampa Bay | J. Williams fumble (L. David FF; L. Hall FR) | 2 | 17-0 | TB-33 | TD |
| 09/29 | at N.Y. Jets | T. Badie fumble (Q. Williams FF; M. Carter II FR) | 1 | 0-0 | DEN-41 | FG |
| 10/06 | Las Vegas | None | | | | |
| 10/13 | L.A. Chargers | B. Nix INT (E. Molden) J. Williams fumble (K. Mack FF; T. Tart FR) | 1 2 | 0-0 0-13 | LAC-44 LAC-44 | FG TD |
| 10/17 | at New Orleans | A. Estime fumble (W. Gay Jr. FF; W. Gay Jr. FR) | 4 | 26-3 | DEN-47 | Fumble |
| 10/27 | Carolina | L. Humphrey fumble (S. Tuttle FF; S. Tuttle FR) C. Sutton fumble (T. Wallace FF; S. Tuttle FR) | 1 4 | 0-0 28-7 | DEN-49 CAR-2 | TD TD |
| 11/03 | at Baltimore | B. Nix INT (A. Washington) | 1 | 0-0 | DEN-37 | Punt |
| 11/10 | at Kansas City | None | | | | |
| 11/17 | Atlanta | None | | | | |
| 11/24 | at Las Vegas | None | | | | |
| 12/02 | Cleveland | B. Nix INT (G. Newsome II) B. Nix INT (D. Ward) | 2 4 | 7-7 31-25 | CLV-33 CLV-28 | FG TD |
| 12/15 | Indianapolis | B. Nix INT (Z. Franklin) B. Nix INT (S. Womack III) B. Nix INT (N. Cross) | 1 3 3 | 0-7 7-13 7-13 | IND-26 IND-38 IND-22 | FG Fumble Fumble |
| 12/19 | | -- | -- | -- | -- | -- |
| 12/28 | | -- | -- | -- | -- | -- |
| 01/05 | | -- | -- | -- | -- | -- |

| 2024 REGULAR SEASON - SPECIAL TEAMS/MISC TAKEAWAYS | | | | | | |
|--|------------|------------------------------------|------|-------|---------|--------|
| DATE | OPPONENT | TAKEAWAY | QTR. | SCORE | YD-LINE | RESULT |
| 09/08 | at Seattle | J. Skinner FR (D. Williams fumble) | 2 | 5-3 | SEA-9 | FG |

| 2024 REGULAR SEASON - TURNOVERS | |
|---|--|
| Offense: | 18 Giveaways 53 Points (5 TD, 6 FG) |
| Defense: | 22 Takeaways 75 Points (9 TD, 4 FG) |
| Ratio +5 (23 takes, 18 gives) | |



TURNOVER CHART



| | | |
|-----------------------|-----------------------|--|
| Special Teams: | 0 Giveaways | Points Off Turnovers Ratio +25 (78 scored, 53 allowed) |
| | 0 Points (0 TD, 0 FG) | |
| | 1 Takeaway | |
| | 3 Points (0 TD, 1 FG) | |





LONGEST DRIVE

| | | |
|------------------------------------|------------------------------------|--------------------------------|
| Most Plays (Broncos) | 15 plays at Tampa Bay (09/22) | 79 yards, 7:57, Field Goal |
| Most Plays (Opponent) | 20 plays vs. L.A. Chargers (10/13) | 76 yards, 10:29, Field Goal |
| Most Yards (Broncos) | 95 yards vs. L.A. Chargers (10/13) | 8 plays, 4:03, Touchdown |
| Most Yards (Opponent) | 98 yards vs. Carolina (10/27) | 10 plays, 1:55, Touchdown |
| Most Time (Broncos) | 7:57 at Tampa Bay (09/22) | 15 plays, 79 yards, Field Goal |
| Most Time (Opponent) | 10:29 vs. L.A. Chargers (10/13) | 20 plays, 76 yards, Field Goal |

LONGEST TOUCHDOWN DRIVE

| | | |
|------------------------------------|------------------------------------|--------------------|
| Most Plays (Broncos) | 12 plays vs. Cleveland (12/02) | 63 yards, 6:03 |
| Most Plays (Opponent) | 12 plays vs. Pittsburgh (09/15) | 78 yards, 7:34 |
| | 12 plays vs. Las Vegas (10/06) | 75 yards, 4:13 |
| Most Yards (Broncos) | 95 yards vs. L.A. Chargers (10/13) | 8 plays, 4:03 |
| Most Yards (Opponent) | 98 yards vs. Carolina (10/27) | 10 plays, 1:55 |
| Most Time (Broncos) | 6:07 vs. Atlanta (11/17) | 9 plays, 77 yards |
| Most Time (Opponent) | 7:34 vs. Pittsburgh (09/15) | 12 plays, 78 yards |

LONGEST FIELD GOAL DRIVE

| | | |
|------------------------------------|------------------------------------|--------------------|
| Most Plays (Broncos) | 15 plays at Tampa Bay (09/22) | 79 yards, 7:57 |
| Most Plays (Opponent) | 20 plays vs. L.A. Chargers (10/13) | 76 yards, 10:29 |
| Most Yards (Broncos) | 79 yards at Tampa Bay (09/22) | 15 plays, 7:57 |
| Most Yards (Opponent) | 76 yards vs. L.A. Chargers (10/13) | 20 plays, 10:29 |
| Most Time (Broncos) | 7:57 at Tampa Bay (09/22) | 15 plays, 79 yards |
| Most Time (Opponent) | 10:29 vs. L.A. Chargers (10/13) | 20 plays, 76 yards |

SHORTEST TOUCHDOWN DRIVE

| | | |
|---------------------------------------|----------------------------------|-------------------|
| Fewest Plays (Broncos) | 2 plays at Las Vegas (11/24) | 18 yards, 0:44 |
| | 2 plays vs. Indianapolis (12/15) | 15 yards, 0:10 |
| Fewest Plays (Opponent) | 1 plays vs. Cleveland (12/02) | 70 yards, 0:11 |
| Fewest Yards (Broncos) | 9 yards at Tampa Bay (09/22) | 4 plays, 2:14 |
| Fewest Yards (Opponent) | 40 yards at Las Vegas (11/24) | 7 plays, 4:11 |
| Shortest Time (Broncos) | 0:10 vs. Indianapolis (12/15) | 2 plays, 15 yards |
| Shortest Time (Opponent) | 0:11 vs. Cleveland (12/02) | 1 plays, 70 yards |

SHORTEST FIELD GOAL DRIVE

| | | |
|---------------------------------------|-----------------------------------|-------------------|
| Fewest Plays (Broncos) | 4 plays at Seattle (09/08) | 3 yards, 1:36 |
| | 4 plays at Seattle (09/08) | -2 yards, 1:30 |
| | 4 plays at Las Vegas (11/24) | 2 yards, 0:25 |
| | 4 plays vs. Indianapolis (12/15) | 5 yards, 1:56 |
| Fewest Plays (Opponent) | 4 plays vs. Pittsburgh (09/15) | 45 yards, 1:54 |
| Fewest Yards (Broncos) | -2 yards at Seattle (09/08) | 4 plays, 1:30 |
| Fewest Yards (Opponent) | 15 yards vs. Indianapolis (12/15) | 6 plays, 1:32 |
| Shortest Time (Broncos) | 0:25 at Las Vegas (11/24) | 4 plays, 2 yards |
| Shortest Time (Opponent) | 0:53 at Las Vegas (11/24) | 7 plays, 54 yards |



WEEK-BY-WEEK LEADERS



2024 REGULAR SEASON DENVER BRONCOS WEEK-BY-WEEK LEADERS (THROUGH WEEK 15)

| DATE | OPPONENT | SCORING | | CARRIES | | RUSHING YARDS | | RECEPTIONS | | RECEIVING YARDS | | TACKLES | | SACKS | | INTERCEPTIONS | |
|--|---------------|---|----------|-----------------------|----------|--------------------|----------|----------------------|----------|------------------|----------|---------------------------------------|----------|---|----------|---|----------|
| | | PLAYER | NO. | PLAYER | NO. | PLAYER | NO. | PLAYER | NO. | PLAYER | NO. | PLAYER | NO. | PLAYER | NO. | PLAYER | NO. |
| 9/8 | at Seahawks | W. Lutz | 10 | J. McLaughlin | 10 | B. Nix | 35 | D. Vele | 8 | J. Reynolds | 45 | R. Moss | 12 | J. Cooper | 2.0 | A. Singleton | 1 |
| 9/15 | Steelers | W. Lutz | 6 | J. Williams | 11 | B. Nix | 25 | J. Williams | 5 | J. Reynolds | 93 | A. Singleton | 12 | J. Elliss Z. Allen | 1.0 | -- | -- |
| 9/22 | at Buccaneers | W. Lutz | 14 | B. Nix T. Badie | 9 | T. Badie | 70 | C. Sutton | 7 | C. Sutton | 68 | A. Singleton | 10 | D. Tillman | 2.0 | B. Jones | 1 |
| 9/29 | at Jets | C. Sutton | 6 | J. Williams | 16 | J. Williams | 77 | C. Sutton | 3 | C. Sutton | 60 | C. Barton | 10 | P. Locke J. Strnad N. Bonitto J. Franklin-Myers | 1.0 | -- | -- |
| 10/6 | Raiders | W. Lutz | 10 | J. Williams | 13 | J. Williams | 61 | J. Williams | 5 | J. Williams | 50 | J. Strnad | 9 | Z. Allen J. Cooper N. Bonitto | 1.0 | P. Surtain II | 2 |
| 10/13 | Chargers | C. Sutton T. Franklin | 6 | J. Williams B. Nix | 6 | B. Nix | 61 | C. Sutton D. Vele | 4 | D. Vele | 78 | B. Jones | 12 | J. Strnad N. Bonitto | 1.0 | -- | -- |
| 10/17 | at Saints | W. Lutz | 15 | J. Williams | 14 | J. Williams | 88 | T. Franklin | 5 | T. Franklin | 50 | L. Wallace C. Barton J. Strnad | 8 | C. Barton J. Strnad J. McMillian N. Bonitto J. Franklin-Myers | 1.0 | -- | -- |
| 10/27 | Panthers | B. Nix A. Trautman N. Adkins J. McLaughlin | 6 | J. Williams | 17 | J. McLaughlin | 47 | C. Sutton | 8 | C. Sutton | 100 | B. Jones | 12 | J. Cooper N. Bonitto | 1.0 | J. McMillian P. Surtain II | 1 |
| 11/3 | at Ravens | B. Nix | 6 | J. Williams | 12 | J. Williams | 42 | C. Sutton | 7 | C. Sutton | 122 | D. Key | 9 | J. Franklin-Myers | 1.0 | -- | -- |
| 11/10 | at Chiefs | C. Sutton D. Vele | 6 | A. Estime | 14 | A. Estime | 53 | C. Sutton | 6 | C. Sutton | 70 | B. Jones | 9 | J. Cooper Z. Allen N. Bonitto J. Franklin-Myers | 1.0 | -- | -- |
| 11/17 | Falcons | W. Lutz | 8 | J. Williams | 9 | J. Williams | 59 | C. Sutton | 7 | C. Sutton | 78 | J. McMillian | 9 | N. Bonitto | 2.0 | C. Barton | 1 |
| 11/24 | at Raiders | W. Lutz | 17 | J. Williams | 8 | J. McLaughlin | 44 | C. Sutton | 8 | C. Sutton | 97 | C. Barton P. Locke J. McMillian | 6 | N. Bonitto M. Roach J. Elliss | 1.0 | B. Jones | 1 |
| 12/2 | Browns | W. Lutz | 11 | J. McLaughlin | 14 | J. McLaughlin | 84 | C. Sutton | 6 | M. Mims Jr. | 105 | C. Barton L. Wallace | 8 | J. Cooper J. Elliss N. Bonitto | 1.0 | C. Barton J. McMillian N. Bonitto | 1 |
| 12/15 | Colts | W. Lutz | 7 | B. Nix | 8 | B. Nix | 23 | M. Mims Jr. | 4 | C. Sutton | 32 | B. Jones J. Strnad | 9 | D. Tillman | 1.0 | B. Jones P. Surtain II | 1 |
| 12/19 | at Chargers | -- | -- | -- | -- | -- | -- | -- | -- | -- | -- | -- | -- | -- | -- | -- | -- |
| 12/28 | at Bengals | -- | -- | -- | -- | -- | -- | -- | -- | -- | -- | -- | -- | -- | -- | -- | -- |
| 1/5 | Chiefs | -- | -- | -- | -- | -- | -- | -- | -- | -- | -- | -- | -- | -- | -- | -- | -- |
| MOST TIMES LED (INCLUDING TIES) | | W. LUTZ | 9 | J. WILLIAMS | 9 | J. WILLIAMS | 5 | C. SUTTON | 9 | C. SUTTON | 8 | C. BARTON B. JONES | 4 | N. BONITTO | 9 | B. JONES P. SURTAIN II | 3 |

| DATE | OPPONENT | SCORING | | CARRIES | | RUSHING YARDS | | RECEPTIONS | | RECEIVING YARDS | | TACKLES | | SACKS | | INTERCEPTIONS | |
|-------|---------------|--------------------------|-----|---------------------|-----|---------------|-----|---|-----|-----------------|-----|---------------|-----|-------------------------|-----|--|-----|
| | | PLAYER | NO. | PLAYER | NO. | PLAYER | NO. | PLAYER | NO. | PLAYER | NO. | PLAYER | NO. | PLAYER | NO. | PLAYER | NO. |
| 9/8 | at Seahawks | J. Myers | 8 | K. Walker III | 20 | K. Walker III | 103 | T. Lockett | 6 | T. Lockett | 77 | J. Love | 12 | B. Mafe D. Hall | 1.0 | J. Love R. Woolen | 1 |
| 9/15 | Steelers | C. Boswell | 7 | N. Harris | 17 | N. Harris | 69 | P. Freiermuth | 4 | P. Freiermuth | 39 | D. Elliott | 9 | A. Highsmith T. Watt | 1.0 | D. Kazez C. Trice Jr. | 1 |
| 9/22 | at Buccaneers | C. Godwin | 6 | B. Irving | 9 | B. Irving | 70 | C. Otton | 7 | C. Godwin | 53 | J. Dean | 13 | -- | -- | -- | -- |
| 9/29 | at Jets | G. Zuerlein | 9 | B. Hall | 10 | B. Allen | 34 | A. Lazard G. Wilson | 5 | M. Williams | 67 | T. Adams | 11 | -- | -- | -- | -- |
| 10/6 | Raiders | A. Abdullah B. Bowers | 6 | A. Mattison | 15 | A. Abdullah | 42 | B. Bowers | 8 | B. Bowers | 97 | R. Spillane | 10 | M. Crosby | 2.0 | -- | -- |
| 10/13 | Chargers | C. Dicker | 11 | J. Dobbins | 25 | J. Dobbins | 96 | W. Dissly L. McConkey | 4 | S. Fehoko | 44 | A. Gilman | 10 | A. Gilman M. Fox | 1.0 | E. Molden | 1 |
| 10/17 | at Saints | C. Wilson Jr. | 6 | A. Kamara | 7 | K. Miller | 36 | A. Kamara C. Wilson Jr. M. Tipton | 6 | C. Wilson Jr. | 57 | J. Howden | 8 | -- | -- | -- | -- |
| 10/27 | Panthers | X. Legette J. Coker | 6 | C. Hubbard | 15 | C. Hubbard | 56 | M. Sanders | 7 | J. Coker | 78 | D. Richardson | 11 | A. Robinson | 2.0 | -- | -- |
| 11/3 | at Ravens | D. Henry Z. Flowers | 12 | D. Henry | 23 | D. Henry | 106 | Z. Flowers | 5 | Z. Flowers | 127 | K. Hamilton | 10 | T. Robinson | 2.0 | A. Washington | 1 |
| 11/10 | at Chiefs | H. Butker | 10 | K. Hunt | 14 | K. Hunt | 35 | T. Kelce | 8 | K. Hunt | 65 | N. Johnson | 10 | N. Johnson N. Bolton | 1.0 | -- | -- |
| 11/17 | Falcons | Y. Koo | 6 | B. Robinson | 12 | B. Robinson | 35 | R. McCloud III | 6 | D. London | 61 | J. Bates III | 10 | M. Judon | 1.0 | -- | -- |
| 11/24 | at Raiders | D. Carlson | 13 | A. Abdullah | 8 | S. McCormick | 33 | J. Meyers | 10 | J. Meyers | 121 | D. Richardson | 8 | T. Wilson | 1.0 | -- | -- |
| 12/2 | Browns | D. Njoku | 12 | N. Chubb J. Ford | 9 | J. Ford | 41 | D. Njoku J. Jeudy | 9 | J. Jeudy | 235 | J. Hicks | 12 | -- | -- | D. Ward G. Newsome II | 1 |
| 12/15 | Colts | M. Gay | 7 | J. Taylor | 22 | J. Taylor | 107 | M. Pittman Jr. | 6 | M. Pittman Jr. | 58 | E. Speed | 13 | D. Buckner | 1.0 | Z. Franklin N. Cross S. Womack III | 1 |
| 12/19 | at Chargers | -- | -- | -- | -- | -- | -- | -- | -- | -- | -- | -- | -- | -- | -- | -- | -- |
| 12/28 | at Bengals | -- | -- | -- | -- | -- | -- | -- | -- | -- | -- | -- | -- | -- | -- | -- | -- |
| 1/5 | Chiefs | -- | -- | -- | -- | -- | -- | -- | -- | -- | -- | -- | -- | -- | -- | -- | -- |



GAME BY GAME TACKLES



(AS OF DEC 16, 2024, 1:04 AM PST)

2024 : REGULAR SEASON

| PLAYERS | SEA | PIT | TB | NYJ | LV | LAC | NO | CAR | BAL | KC | ATL | LV | CLE | IND | LAC | CIN | KC | TOTAL |
|--------------------|-----|-----|----|-----|----|-----|----|-----|-----|----|-----|----|-----|-----|-----|-----|----|-------|
| Jones, B. | 6 | 7 | 6 | 5 | 8 | 12 | 5 | 12 | 4 | 9 | -- | 5 | 3 | 9 | -- | -- | -- | 91 |
| Barton, C. | 2 | 6 | 4 | 10 | 7 | 8 | 8 | 2 | 7 | 8 | 4 | 6 | 8 | 8 | -- | -- | -- | 88 |
| Moss, R. | 12 | 3 | 6 | 8 | 4 | 6 | 6 | 5 | 5 | 6 | 6 | 4 | -- | -- | -- | -- | -- | 71 |
| McMillian, J. | 4 | 2 | 9 | 6 | 5 | 2 | 6 | 3 | 3 | 3 | 9 | 6 | 5 | 5 | -- | -- | -- | 68 |
| Strnad, J. | 0 | 0 | -- | 4 | 9 | 7 | 8 | 7 | 1 | 4 | 2 | 3 | 5 | 9 | -- | -- | -- | 59 |
| Locke, P. | 4 | 2 | 5 | 9 | 4 | 7 | 5 | -- | -- | 7 | 1 | 6 | 6 | 2 | -- | -- | -- | 58 |
| Cooper, J. | 6 | 5 | 3 | 3 | 2 | 6 | 1 | 5 | 4 | 6 | 2 | 3 | 3 | 3 | -- | -- | -- | 52 |
| Allen, Z. | 2 | 4 | 3 | 5 | 7 | 8 | 3 | 3 | -- | 4 | 3 | -- | 5 | 2 | -- | -- | -- | 49 |
| Bonitto, N. | 1 | 4 | 2 | 3 | 1 | 1 | 3 | 3 | 4 | 3 | 7 | 3 | 1 | 5 | -- | -- | -- | 41 |
| Roach, M. | 2 | 4 | -- | 3 | 3 | 4 | 1 | 1 | 5 | -- | 3 | 3 | 3 | 6 | -- | -- | -- | 38 |
| Jones, D. | 3 | 3 | 1 | 2 | 4 | 2 | 1 | 1 | 3 | 3 | 3 | 3 | 4 | 3 | -- | -- | -- | 36 |
| Franklin-Myers, J. | 2 | 3 | 2 | 3 | 2 | 2 | 2 | 2 | 4 | 3 | 3 | 1 | 4 | 3 | -- | -- | -- | 36 |
| Surtain II, P. | 6 | 1 | 2 | 2 | 3 | 0 | -- | 1 | 2 | 5 | 1 | 4 | 4 | 1 | -- | -- | -- | 32 |
| Singleton, A. | 9 | 12 | 10 | -- | -- | -- | -- | -- | -- | -- | -- | -- | -- | -- | -- | -- | -- | 31 |
| Wallace, L. | -- | 1 | -- | 2 | 1 | 1 | 8 | 2 | -- | -- | 1 | 4 | 8 | -- | -- | -- | -- | 28 |
| Elliss, J. | -- | 4 | 1 | 2 | 1 | 2 | 2 | 3 | 1 | 1 | 1 | 2 | 3 | 2 | -- | -- | -- | 25 |
| Key, D. | -- | 0 | 1 | 0 | -- | -- | 1 | 5 | 9 | -- | 4 | 0 | 3 | -- | -- | -- | -- | 23 |
| Tillman, D. | -- | -- | 3 | 1 | -- | 1 | -- | -- | -- | 1 | 3 | 2 | 2 | 3 | -- | -- | -- | 16 |
| Jackson, J. | -- | 2 | 3 | -- | 1 | 1 | 1 | 1 | 1 | 2 | -- | 1 | 1 | 1 | -- | -- | -- | 15 |
| Uwazurike, E. | -- | -- | -- | -- | -- | 4 | -- | -- | 3 | -- | -- | 1 | -- | -- | -- | -- | -- | 8 |
| Alexander, K. | -- | -- | -- | -- | -- | -- | 1 | 2 | 5 | -- | -- | -- | -- | -- | -- | -- | -- | 8 |
| Browning, B. | 5 | -- | -- | -- | -- | -- | -- | 1 | 1 | -- | -- | -- | -- | -- | -- | -- | -- | 7 |
| Welch, K. | 2 | 2 | -- | 2 | -- | 0 | -- | -- | -- | -- | -- | -- | -- | -- | -- | -- | -- | 6 |
| Abrams-Draine, K. | -- | -- | -- | -- | -- | -- | -- | -- | -- | -- | -- | -- | 0 | 3 | -- | -- | -- | 3 |
| Cunningham, Z. | -- | -- | -- | -- | -- | -- | -- | -- | -- | -- | 3 | -- | -- | -- | -- | -- | -- | 3 |
| Smith, K. | -- | 0 | 0 | 0 | -- | -- | 1 | -- | -- | -- | 1 | -- | -- | -- | -- | -- | -- | 2 |
| Bailey, L. | -- | -- | -- | -- | -- | -- | 0 | -- | -- | 0 | 2 | -- | -- | -- | -- | -- | -- | 2 |
| Mathis, D. | -- | -- | -- | -- | -- | -- | 1 | -- | -- | -- | -- | -- | 0 | -- | -- | -- | -- | 1 |
| Skinner, J. | 0 | 0 | -- | -- | 0 | -- | 0 | -- | -- | -- | 1 | -- | -- | -- | -- | -- | -- | 1 |
| Mims Jr., M. | -- | -- | -- | -- | -- | -- | -- | -- | -- | -- | -- | 1 | 0 | -- | -- | -- | -- | 1 |
| Dixon, R. | -- | -- | -- | -- | -- | -- | 0 | -- | 0 | 0 | -- | -- | -- | -- | -- | -- | -- | 0 |
| Sutton, C. | 0 | -- | -- | -- | -- | -- | -- | -- | -- | -- | -- | -- | -- | 0 | -- | -- | -- | 0 |
| Meinerz, Q. | -- | -- | -- | -- | -- | 0 | -- | -- | -- | -- | -- | -- | -- | -- | -- | -- | -- | 0 |
| Wattenberg, L. | -- | -- | -- | 0 | -- | -- | -- | -- | -- | -- | -- | -- | -- | -- | -- | -- | -- | 0 |
| Fraboni, M. | -- | -- | -- | 0 | -- | 0 | -- | -- | -- | -- | 0 | -- | -- | 0 | -- | -- | -- | 0 |
| Burton, M. | 0 | 0 | -- | 0 | -- | -- | 0 | -- | -- | -- | -- | -- | -- | -- | -- | -- | -- | 0 |
| Humphrey, L. | -- | -- | -- | -- | -- | -- | -- | -- | 0 | -- | 0 | -- | -- | 0 | -- | -- | -- | 0 |
| Smith, T. | -- | -- | -- | 0 | -- | -- | 0 | -- | -- | 0 | -- | 0 | -- | -- | -- | -- | -- | 0 |
| Trautman, A. | 0 | -- | -- | -- | -- | -- | -- | -- | -- | -- | -- | -- | -- | -- | -- | -- | -- | 0 |
| Adkins, N. | -- | 0 | -- | -- | -- | -- | 0 | -- | 0 | -- | -- | 0 | -- | -- | -- | -- | -- | 0 |
| McLaughlin, J. | -- | 0 | -- | -- | -- | -- | -- | -- | -- | -- | -- | -- | -- | -- | -- | -- | -- | 0 |
| McCalister, T. | -- | -- | 0 | -- | -- | -- | -- | -- | -- | -- | -- | -- | -- | -- | -- | -- | -- | 0 |
| Nix, B. | -- | -- | -- | -- | 0 | -- | -- | -- | -- | 0 | -- | -- | -- | -- | -- | -- | -- | 0 |
| Vele, D. | -- | -- | -- | -- | -- | -- | -- | -- | -- | -- | -- | -- | 0 | -- | -- | -- | -- | 0 |



MISC. GAME INFORMATION



| GAME | W/L | KICKOFF | LENGTH | ATTN. | TEMP. | TV | BROADCAST CREW | OFFICIALS |
|------------------|----------|----------------|--------|--------|-------|-------------|--|--|
| at Sea. (9/8) | L, 20-26 | 1:05 p.m. PDT | 3:15 | 68,714 | 73° F | CBS | Spero Dedes Adam Archuleta Aditi Kinkhabwala | REF: Brad Allen (122); UMP: Duane Heydt (42); DJ: Sarah Thomas (53); LJ: Walter Flowers (32); FJ: Rick Patterson (15); SJ: Chad Hill (125); BJ: Tyree Walton (2); RO: Kevin Brown, Durwood Manley |
| vs. Pit. (9/15) | L, 6-13 | 2:25 p.m. MDT | 2:57 | 74,215 | 88° F | CBS | Spero Dedes Adam Archuleta Aditi Kinkhabwala | REF: Clete Blakeman (34); UMP: Scott Campbell (127); DJ: Dana McKenzie (8); LJ: Julian Mapp (10); FJ: Karina Tovar (91); SJ: James Coleman (95); BJ: Jonah Monroe (120); RO: Chad Adams, Amber Cornell |
| at T.B. (9/22) | W, 26-7 | 1:00 p.m. EDT | 2:46 | 62,738 | 87° F | FOX | Tim Brando Matt Millen Sarah Kustok | REF: Alan Eck (76); UMP: Tab Slaughter (110); DJ: Derick Bowers (74); LJ: Barry Anderson (20); FJ: John Jenkins (117); SJ: Dale Shaw (104); BJ: Greg Meyer (78); RO: Joe Wollan |
| at NYJ (9/29) | W, 10-9 | 1:00 p.m. EDT | 3:15 | 82,243 | 67° F | CBS | Ian Eagle Charles Davis Evan Washburn | REF: Ronald Torbert (62); UMP: Barry Anderson (20); DJ: Frank LeBlanc (44); LJ: Brian Bolinger (40); FJ: Ryan Dickson (25); SJ: Keith Washington (7); BJ: Tony Josselyn (67); RO: Mike Chase |
| vs. L.V. (10/6) | W, 34-18 | 2:05 p.m. MDT | 3:12 | 72,825 | 73° F | FOX | Kevin Kugler Daryl Johnston Laura Okmin | REF: Craig Wroldstad (4); UMP: Steven Woods (54); DJ: Danny Short (113); LJ: Brett Bergman (17); FJ: Jeff Shears (60); SJ: Frank Steratore (132); BJ: Rich Martinez (39); RO: Gavin Anderson |
| vs. LAC (10/13) | L, 16-23 | 2:05 p.m. MDT | 3:02 | 70,743 | 65° F | CBS | Andrew Catalon Tiki Barber Jason McCourty AJ Ross | REF: Tra Blake (3); UMP: Carl Paganelli (124); DJ: Patrick Turner (13); LJ: Thomas Eaton (87); FJ: Mearl Robinson (31); SJ: Don Willard (58); BJ: Grantis Bell (27); RO: Tyler Cerimeli |
| at N.O. (10/17) | W, 33-10 | 7:15 p.m. CDT | 3:04 | 70,008 | Ind. | Prime Video | Al Michaels Kirk Herbstreit Kaylee Hartung | REF: Clark Land (130); UMP: Paul King (121); DJ: Tom Stephan (68); LJ: Jeff Hutcheon (46); FJ: Jabir Walker (26); SJ: Dominique Pender (114); BJ: Brad Freeman (88); RO: Bob Hubbell |
| vs. Car. (10/27) | W, 28-14 | 2:25 p.m. MDT | 3:04 | 76,135 | 76° F | CBS | Chris Lewis Jason McCourty Amanda Guerra | REF: Alex Kemp (55); UMP: Mike Morton (89); DJ: Robert Richeson (100); LJ: Rusty Baynes (59); FJ: Sean Petty (28); SJ: Lo van Pham (99); BJ: Scott Helverson (93); RO: Gerald Frye |
| at Bal. (11/3) | L, 10-41 | 1:00 p.m. EST | 2:57 | 71,051 | 57° F | CBS | Jim Nantz Tony Romo Tracy Wolfson | REF: Adrian Hill (29); UMP: Roy Ellison (81); DJ: David Oliver (24); LJ: Greg Bradley (98); FJ: Trawick Boger (23); SJ: Clay Reynard (18); BJ: Greg Steed (12); RO: Kevin Stine |
| at K.C. (11/10) | L, 14-16 | 12:00 p.m. CST | 2:48 | 73,704 | 57° F | CBS | Kevin Harlan Trent Green Melanie Collins | REF: Brad Allen (122); UMP: Duane Heydt (42); DJ: Sarah Thomas (53); LJ: Walter Flowers (32); FJ: Rick Patterson (15); SJ: Chad Hill (125); BJ: Tyree Walton (2); RO: Kevin Brown |
| vs. Atl. (11/17) | W, 38-6 | 2:05 p.m. MST | 2:54 | 76,545 | 55° F | FOX | Kevin Kugler Daryl Johnston Laura Okmin | REF: Alan Eck (76); UMP: Tab Slaughter (110); DJ: Derick Bowers (74); LJ: Derek Anderson (66); FJ: John Jenkins (117); SJ: Dale Shaw (104); BJ: Greg Meyer (78); RO: Joe Wollan |
| at L.V. (11/24) | W, 29-19 | 1:05 p.m. PST | 3:20 | 62,460 | Ind. | CBS | Kevin Harlan Trent Green Melanie Collins | REF: Ronald Torbert (62); UMP: Barry Anderson (20); DJ: Frank LeBlanc (44); LJ: Brian Bolinger (40); FJ: Ryan Dickson (25); SJ: Keith Washington (7); BJ: Tony Josselyn (67); RO: Mike Chase |
| vs. Cle. (12/2) | W, 41-32 | 6:15 p.m. MST | 3:29 | 68,306 | 48° F | ESPN | Joe Buck Troy Aikman Lisa Salters | REF: John Hussey (35); UMP: Tony Michalek (115); DJ: Max Causey (21); LJ: Carl Johnson (101); FJ: Anthony Flemming (90); SJ: Allen Baynes (56); BJ: Matt Edwards (96); RO: Andrew Lambert |
| vs. Ind. (12/15) | W, 31-13 | 2:25 p.m. MST | 3:13 | 76,496 | 55° F | CBS | Spero Dedes Adam Archuleta Aditi Kinkhabwala | REF: Carl Cheffers (51); UMP: Brandon Cruse (22); DJ: Mike Carr (63); LJ: Tripp Sutter (37); FJ: Eugene Hall (103); SJ: Nathan Jones (42); BJ: Martin Hankins (133); RO: Kirt Shay |
| | | | | | | | | |
| | | | | | | | | |
| | | | | | | | | |



**GAME
RECAPS**



20

WEEK 1

Denver Broncos 20, Seattle Seahawks 26
68,714 Lumen Field Sep 8, 2024



26

| | | | | | | |
|------------------------|---|----|----|---|---|----|
| Denver Broncos | 3 | 10 | 0 | 7 | - | 20 |
| Seattle Seahawks | 3 | 6 | 10 | 7 | - | 26 |

The Denver Broncos fell to the Seattle Seahawks in the 2024 NFL season opener by the score of 26-20.

QB Bo Nix made his first NFL start and NFL debut, completing 26-of-42 passes for 138 yards with two interceptions (47.5 rtg.). His 26 completions were the most by a Bronco rookie in his first career start.

WR Devaughn Vele also made his NFL debut, catching eight passes for 39 yards in the game (4.9 avg.). With that performance, Vele ranks second for most catches made in an NFL debut in team history, behind only former Broncos WR Eddie Royal (9).

Denver's defense also got out to a hot start, recording two safeties in the contest. It is the second time in team history the defense tallied multiple safeties in a game and just the third time in league history a team did so in Week 1.

ILB Alex Singleton got Denver off to a fast start, intercepting a pass from Seahawks QB Geno Smith on the second play of the game and returning it to the Seattle 20-yard line. The Broncos could not convert though, settling for a K Wil Lutz 35-yard field goal.

The Seahawks would get on the board after the teams traded punts for two possessions each, tying the game up on a 50-yard field goal by Seahawks K Jason Myers to tie the game at 3-3.

Denver would get its first safety of the game on Seattle's next possession after a holding penalty was called on the Seahawks in the end zone, giving Denver a 5-3 lead. The Broncos would extend the lead on the next drive as Lutz would hit another field goal, this time from 30 yards, to give Denver an 8-3 lead.

Seattle would respond on their next drive though, as Smith would run 34 yards on a scramble to score and give Seattle a 9-3 advantage after their two-point conversion try failed. The Broncos would take the lead into half though as another safety and another field goal from Lutz would give the Broncos an 13-9 lead at the break.

The Seahawks would come out of the break quickly, as the first drive of the second half would end up in a touchdown from RB Kenneth Walker. The next two drives for Seattle would also end up in points, as a field goal from Myers and another touchdown, this time from RB Zach Charbonnet, gave Seattle the 26-13 lead.

The Broncos did not quit though, as Denver found the end zone after Nix ran the ball in from four yards out to cut the lead to 26-20. That would be the final action, as Seattle was able to run out the clock on their next drive and clinch the opening weekend win.

SEATTLE SEAHAWKS (HEAD COACH: MIKE MACDONALD)

| OFFENSE | | | DEFENSE | | |
|---------|-----------------|---------|----------------|--|--|
| WR 14 | D. Metcalf | DE 99 | L. Williams | | |
| LT 67 | C. Cross | NT 97 | J. Hankins | | |
| LG 70 | L. Tomlinson | DE 90 | J. Reed | | |
| C 57 | C. Williams | RUSH 55 | D. Jones | | |
| RG 75 | A. Bradford | MLB 0 | T. Dodson | | |
| RT 74 | G. Fant | WLB 17 | J. Baker | | |
| TE 87 | N. Fant | SLB 53 | B. Mafe | | |
| WR 16 | T. Lockett | CB 21 | D. Witherspoon | | |
| WR 11 | J. Smith-Njigba | CB 27 | R. Woolen | | |
| QB 7 | G. Smith | S 2 | R. Jenkins | | |
| RB 9 | K. Walker III | S 20 | J. Love | | |

DENVER BRONCOS (HEAD COACH: SEAN PAYTON)

| OFFENSE | | | DEFENSE | | |
|---------|---------------|--------|-------------------|--|--|
| WR 19 | M. Mims Jr. | DE 99 | Z. Allen | | |
| LT 72 | G. Bolles | NT 93 | D. Jones | | |
| LG 74 | B. Powers | DE 98 | J. Franklin-Myers | | |
| C 60 | L. Wattenberg | SLB 0 | J. Cooper | | |
| RG 77 | Q. Meinerz | WLB 5 | B. Browning | | |
| RT 69 | M. McGlinchey | ILB 49 | A. Singleton | | |
| TE 45 | N. Adkins | CB 2 | P. Surtain II | | |
| TE 80 | G. Dulcich | CB 21 | R. Moss | | |
| TE 82 | A. Trautman | NCB 29 | J. McMillian | | |
| RB 33 | J. Williams | S 6 | P. Locke | | |
| QB 10 | B. Nix | S 22 | B. Jones | | |

OFFICIALS: Referee: Brad Allen (122), Umpire: Duane Heydt (42), Down Judge: Sarah Thomas (53), Line Judge: Walter Flowers (32), Field Judge: Rick Patterson (15), Side Judge: Chad Hill (125), Back Judge: Tyree Walton (2), Replay Official: Kevin Brown, Replay Official: Durwood Manley

DENVER BRONCOS

| PASSING | ATT | CP | YDS | SK/YD | TD | LG | INT | RTG |
|---------|-----|----|-----|-------|----|----|-----|------|
| Bo Nix | 42 | 26 | 138 | 2/6 | 0 | 25 | 2 | 47.5 |
| TOTAL | 42 | 26 | 138 | 2/6 | 0 | 25 | 2 | 47.5 |

| RUSHING | ATT | YDS | AVG | LG | TD |
|-------------------|-----|-----|-----|----|----|
| Bo Nix | 5 | 35 | 7.0 | 23 | 1 |
| Jaleel McLaughlin | 10 | 27 | 2.7 | 15 | 0 |
| Javonte Williams | 8 | 23 | 2.9 | 9 | 0 |
| Audric Estime | 2 | 14 | 7.0 | 12 | 0 |
| TOTAL | 25 | 99 | 4.0 | 23 | 1 |

| RECEIVING | NO | YDS | AVG | LG | TD |
|-------------------|----|-----|-----|----|----|
| Devaughn Vele | 8 | 39 | 4.9 | 9 | 0 |
| Josh Reynolds | 5 | 45 | 9.0 | 25 | 0 |
| Jaleel McLaughlin | 5 | 1 | 0.2 | 3 | 0 |
| Courtland Sutton | 4 | 38 | 9.5 | 17 | 0 |
| Greg Dulcich | 2 | 12 | 6.0 | 7 | 0 |
| Michael Burton | 1 | 3 | 3.0 | 3 | 0 |
| Javonte Williams | 1 | 0 | 0.0 | 0 | 0 |
| TOTAL | 26 | 138 | 5.3 | 25 | 0 |

| TOP DEFENSE | TOT | SOLO | AST | SCK | YDS | INT |
|----------------|-----|------|-----|-----|-----|-----|
| Riley Moss | 12 | 8 | 4 | 0.0 | 0.0 | 0 |
| Alex Singleton | 9 | 6 | 3 | 0.0 | 0.0 | 1 |
| Brandon Jones | 6 | 4 | 2 | 0.0 | 0.0 | 0 |

| FIELD GOALS | FGM/FGA | PERCENT | RESULTS |
|-------------|---------|---------|---------------|
| Wil Lutz | 3-3 | 100.0 | 35G, 30G, 45G |
| TOTAL | 3-3 | 100.0 | |

SEATTLE SEAHAWKS

| PASSING | ATT | CP | YDS | SK/YD | TD | LG | INT | RTG |
|------------|-----|----|-----|-------|----|-----|-----|------|
| Geno Smith | 25 | 18 | 171 | 2/13 | 1 | 30t | 1 | 87.2 |
| TOTAL | 25 | 18 | 171 | 2/13 | 1 | 30T | 1 | 87.3 |

| RUSHING | ATT | YDS | AVG | LG | TD |
|----------------------|-----|-----|-----|-----|----|
| Kenneth Walker III | 20 | 103 | 5.2 | 23t | 1 |
| Geno Smith | 4 | 30 | 7.5 | 34t | 1 |
| Zach Charbonnet | 8 | 12 | 1.5 | 6 | 0 |
| Laviska Shenault Jr. | 1 | 1 | 1.0 | 1 | 0 |
| TOTAL | 33 | 146 | 4.4 | 34T | 2 |

| RECEIVING | NO | YDS | AVG | LG | TD |
|----------------------|----|-----|------|-----|----|
| Tyler Lockett | 6 | 77 | 12.8 | 19 | 0 |
| DK Metcalf | 3 | 29 | 9.7 | 12 | 0 |
| Zach Charbonnet | 2 | 29 | 14.5 | 30t | 1 |
| Jaxon Smith-Njigba | 2 | 19 | 9.5 | 10 | 0 |
| Noah Fant | 2 | 11 | 5.5 | 9 | 0 |
| Kenneth Walker III | 2 | 6 | 3.0 | 8 | 0 |
| Laviska Shenault Jr. | 1 | 0 | 0.0 | 0 | 0 |
| TOTAL | 18 | 171 | 9.5 | 30T | 1 |

| TOP DEFENSE | TOT | SOLO | AST | SCK | YDS | INT |
|-------------------|-----|------|-----|-----|-----|-----|
| Julian Love | 12 | 10 | 2 | 0.0 | 0.0 | 1 |
| Tyrel Dodson | 10 | 9 | 1 | 0.0 | 0.0 | 0 |
| Devon Witherspoon | 7 | 5 | 2 | 0.0 | 0.0 | 0 |

| FIELD GOALS | FGM/FGA | PERCENT | RESULTS |
|-------------|---------|---------|----------|
| Jason Myers | 2-2 | 100.0 | 50G, 28G |
| TOTAL | 2-2 | 100.0 | |

Team Statistics

| | Broncos | Seahawks |
|------------------------------|----------|----------|
| First Downs | 13 | 19 |
| 3rd-Down Eff. (Made/Att/Pct) | 5/18/28% | 4/12/33% |
| 4th-Down Eff. (Made/Att/Pct) | 1/1/100% | 0/0/0% |
| Total Net Yards | 231 | 304 |
| Total Plays | 69 | 60 |
| Yards Per Play | 3.3 | 5.1 |
| Rushes/Net Yards | 25/99 | 33/146 |
| Net Passing | 132 | 158 |
| Pass Attempts/Completions | 42/26 | 25/18 |
| Had Intercepted | 2 | 1 |
| Sacked/Yards Lost | 2/6 | 2/13 |
| Punts/Average | 8/48.6 | 5/48.2 |
| Penalties/Yards | 8/60 | 6/41 |
| Fumbles/Lost | 2/1 | 1/1 |
| Possession Time | 31:14 | 28:46 |





13

WEEK 2

Pittsburgh Steelers 13, Denver Broncos 6

74,215 Empower Field at Mile High Sep 15, 2024



6

| | | | | | | |
|---------------------|---|---|---|---|---|----|
| Pittsburgh Steelers | 7 | 3 | 3 | 0 | — | 13 |
| Denver Broncos | 0 | 0 | 0 | 6 | — | 6 |

The Denver Broncos were unable to comeback in their home opener, falling to the Pittsburgh Steelers 13-6.

DE Zach Allen was a force in the middle on a Broncos defense that limited Pittsburgh to three first downs the entire second half. Allen finished the game with one sack and a game-high four quarterback hits.

ILB Alex Singleton also made an impact defensively, recording a team-high 11 tackles (7 solo). It was Singleton's 33rd career double-digit tackle game, which was the second most since 2020 in the entire NFL at the time of the game.

On the offensive side, WR Josh Reynolds made four receptions for 93 yards (23.3 avg.), which was the most he posted in a single game since 2022.

Both teams exchanged punts to begin the contest before on their second offensive drive of the game, Pittsburgh traveled 78 yards on 12 plays to take the early 7-0 lead. The drive was capped off after Steelers QB Justin Fields found TE Darnell Washington for the five-yard touchdown.

The game would return to a defensive struggle as both sides would continue to exchange punts until the final drive of the half by Pittsburgh. The Steelers would take the ball 57 yards on seven plays and wrap the half up with a 22-yard field goal by Steelers K Chris Boswell to make the score 10-0 at half.

The start of the second half would again become a defensive struggle as both teams would exchange possessions without a score. The Steelers would get on the board again though with another field goal after intercepting a Broncos pass to make it 13-0.

Denver made it only the scoreboard early in the fourth quarter as they would go 54 yards on 12 plays to set up K Will Lutz with a 35-yard field goal to make it 13-3.

The Broncos would get on the board again two drives later, this time setting Lutz up from 29 yard away to make it 13-6, but that proved to be the final points of the game.

PITTSBURGH STEELERS (HEAD COACH: MIKE TOMLIN)

| OFFENSE | | | DEFENSE | | |
|---------|----|--------------|---------|----|----------------|
| WR | 11 | V. Jefferson | DE | 99 | L. Ogunjobi |
| LT | 65 | D. Moore Jr. | DT | 97 | C. Heyward |
| LG | 74 | S. Anderson | NT | 95 | K. Benton |
| C | 54 | Z. Frazier | LOLB | 90 | T. Watt |
| LG | 78 | J. Daniels | LILB | 6 | P. Queen |
| LT | 76 | T. Fautanu | RILB | 50 | E. Roberts |
| TE | 81 | M. Pruitt | ROLB | 56 | A. Highsmith |
| RB | 22 | N. Harris | LCB | 26 | D. Jackson |
| QB | 2 | J. Fields | FS | 39 | M. Fitzpatrick |
| WR | 14 | G. Pickens | SS | 25 | D. Elliott |
| TE | 83 | C. Heyward | RCB | 24 | J. Porter Jr. |

DENVER BRONCOS (HEAD COACH: SEAN PAYTON)

| OFFENSE | | | DEFENSE | | |
|---------|----|---------------|---------|----|-------------------|
| WR | 14 | C. Sutton | DE | 99 | Z. Allen |
| LT | 72 | G. Bolles | NT | 93 | D. Jones |
| LG | 74 | B. Powers | DE | 98 | J. Franklin-Myers |
| C | 60 | L. Wattenberg | SLB | 0 | J. Cooper |
| RG | 77 | Q. Meinerz | WLB | 5 | B. Browning |
| RT | 69 | M. McGlinchey | ILB | 49 | A. Singleton |
| TE | 45 | N. Adkins | ILB | 57 | K. Welch |
| TE | 82 | A. Trautman | CB | 2 | P. Surtain II |
| WR | 84 | L. Humphrey | CB | 21 | R. Moss |
| RB | 33 | J. Williams | S | 6 | P. Locke |
| QB | 10 | B. Nix | S | 22 | B. Jones |

OFFICIALS: Referee: Clete Blakeman (34), Umpire: Scott Campbell (127), Down Judge: Dana McKenzie (8), Line Judge: Julian Mapp (10), Field Judge: Karina Tovar (0), Side Judge: James Coleman (95), Back Judge: Jonah Monroe (120), Replay Official: Chad Adams, Replay Assistant: Amber Cornell

PITTSBURGH STEELERS

| PASSING | ATT | CP | YDS | SK/YD | TD | LG | INT | RTG |
|---------------|-----|----|-----|-------|----|----|-----|------|
| Justin Fields | 20 | 13 | 117 | 2/7 | 1 | 16 | 0 | 97.3 |
| TOTAL | 20 | 13 | 117 | 2/7 | 1 | 16 | 0 | 97.3 |

| RUSHING | ATT | YDS | AVG | LG | TD |
|-----------------------|-----|-----|-----|----|----|
| Najee Harris | 17 | 69 | 4.1 | 11 | 0 |
| Jaylen Warren | 9 | 42 | 4.7 | 11 | 0 |
| Justin Fields | 8 | 27 | 3.4 | 16 | 0 |
| Cordarrelle Patterson | 2 | 3 | 1.5 | 3 | 0 |
| TOTAL | 36 | 141 | 3.9 | 16 | 0 |

| RECEIVING | NO | YDS | AVG | LG | TD |
|--------------------|----|-----|------|----|----|
| Pat Freiermuth | 4 | 39 | 9.8 | 14 | 0 |
| George Pickens | 2 | 29 | 14.5 | 16 | 0 |
| Jaylen Warren | 2 | 19 | 9.5 | 12 | 0 |
| Van Jefferson | 2 | 14 | 7.0 | 12 | 0 |
| Calvin Austin III | 1 | 6 | 6.0 | 6 | 0 |
| Najee Harris | 1 | 5 | 5.0 | 5 | 0 |
| Darnell Washington | 1 | 5 | 5.0 | 5t | 1 |
| TOTAL | 13 | 117 | 9.0 | 16 | 1 |

| TOP DEFENSE | TOT | SOLO | AST | SCK | YDS | INT |
|--------------------|-----|------|-----|-----|-----|-----|
| DeShon Elliott | 9 | 4 | 5 | 0.0 | 0.0 | 0 |
| Minkah Fitzpatrick | 7 | 5 | 2 | 0.0 | 0.0 | 0 |
| Alex Highsmith | 4 | 4 | 0 | 1.0 | 7.0 | 0 |

| FIELD GOALS | FGM/FGA | PERCENT | RESULTS |
|---------------|---------|---------|----------|
| Chris Boswell | 2-2 | 100.0 | 22G, 53G |
| TOTAL | 2-2 | 100.0 | |

DENVER BRONCOS

| PASSING | ATT | CP | YDS | SK/YD | TD | LG | INT | RTG |
|---------|-----|----|-----|-------|----|----|-----|------|
| Bo Nix | 35 | 20 | 246 | 2/15 | 0 | 49 | 2 | 55.2 |
| TOTAL | 35 | 20 | 246 | 2/15 | 0 | 49 | 2 | 55.2 |

| RUSHING | ATT | YDS | AVG | LG | TD |
|-------------------|-----|-----|------|----|----|
| Bo Nix | 4 | 25 | 6.3 | 13 | 0 |
| Javonte Williams | 11 | 17 | 1.5 | 5 | 0 |
| Tyler Badie | 1 | 16 | 16.0 | 16 | 0 |
| Jaleel McLaughlin | 3 | 6 | 2.0 | 7 | 0 |
| TOTAL | 19 | 64 | 3.4 | 16 | 0 |

| RECEIVING | NO | YDS | AVG | LG | TD |
|---------------------|----|-----|------|----|----|
| Javonte Williams | 5 | 48 | 9.6 | 14 | 0 |
| Josh Reynolds | 4 | 93 | 23.3 | 49 | 0 |
| Lil'Jordan Humphrey | 4 | 50 | 12.5 | 27 | 0 |
| Greg Dulcich | 3 | 16 | 5.3 | 9 | 0 |
| Courtland Sutton | 1 | 26 | 26.0 | 26 | 0 |
| Marvin Mims Jr. | 1 | 10 | 10.0 | 8 | 0 |
| Tyler Badie | 1 | 2 | 2.0 | 2 | 0 |
| Michael Burton | 1 | 1 | 1.0 | 1 | 0 |
| TOTAL | 20 | 246 | 12.3 | 49 | 0 |

| TOP DEFENSE | TOT | SOLO | AST | SCK | YDS | INT |
|----------------|-----|------|-----|-----|-----|-----|
| Alex Singleton | 12 | 7 | 5 | 0.0 | 0.0 | 0 |
| Brandon Jones | 7 | 3 | 4 | 0.0 | 0.0 | 0 |
| Cody Barton | 6 | 3 | 3 | 0.0 | 0.0 | 0 |

| FIELD GOALS | FGM/FGA | PERCENT | RESULTS |
|-------------|---------|---------|----------|
| Wil Lutz | 2-2 | 100.0 | 35G, 29G |
| TOTAL | 2-2 | 100.0 | |

Team Statistics

| | Steelers | Broncos |
|------------------------------|----------|----------|
| First Downs | 16 | 13 |
| 3rd-Down Eff. (Made/Att/Pct) | 4/13/31% | 2/12/17% |
| 4th-Down Eff. (Made/Att/Pct) | 0/0/0% | 1/2/50% |
| Total Net Yards | 251 | 295 |
| Total Plays | 58 | 56 |
| Yards Per Play | 4.3 | 5.3 |
| Rushes/Net Yards | 36/141 | 19/64 |
| Net Passing | 110 | 231 |
| Pass Attempts/Completions | 20/13 | 35/20 |
| Had Intercepted | 0 | 2 |
| Sacked/Yards Lost | 2/7 | 2/15 |
| Punts/Average | 8/53.0 | 6/52.5 |
| Penalties/Yards | 10/78 | 9/124 |
| Fumbles/Lost | 1/0 | 0/0 |
| Possession Time | 32:19 | 27:41 |





26

WEEK 3

Denver Broncos 26, Tampa Bay Buccaneers 7
62,738 Raymond James Stadium Sep 22, 2024



7

| | | | | | | |
|----------------------|----|---|---|---|---|----|
| Denver Broncos | 14 | 6 | 0 | 6 | - | 26 |
| Tampa Bay Buccaneers | 0 | 7 | 0 | 0 | - | 7 |

In Week 3, the Denver Broncos were able to clinch their first victory of the season, taking down the undefeated Tampa Bay Buccaneers by the score of 26-7. Getting his first win in the NFL, QB Bo Nix helped drive an offense that outpaced the defending NFC South Champions by 129 total yards. Nix completed 25-of-36 passes for 216 yards (85.0 rtg.) while also carrying the ball nine times for 47 yards (5.2 avg.).

RB Tyler Badie also found success on the ground, totaling a team-high 70 yards on nine carries (7.8 avg.). Through the air, WR Courtland Sutton led the way with 68 yards on seven catches (9.7 avg.) while WR Lil'Jordan Humphrey caught a career-high six passes for 37 yards (6.2 avg.).

Defensively, S Brandon Jones had a breakout game, finishing with six tackles (4 solo) along with one interception (37 yds.), one pass defended and one fumble recovery (34 yds.).

Denver also notched seven sacks in the game, which is tied for the eighth most in team history in a single game and the most since 2019. OLB Dondrea Tillman totaled two sacks in the game, becoming the first Bronco since at least 1970 to tally two sacks in his NFL debut.

The Broncos came out fast, winning the coin toss and electing to receive the kickoff. The gamble paid off, as Nix led the 70-yard drive for a touchdown that was capped by a three-yard rush by the signal caller.

Denver would get their first takeaway of the game two drives later as Jones would jump up and take the pass from Buccaneers QB Baker Mayfield to set the Broncos up at Tampa Bay's nine-yard line. That would prove to help as Denver scored four plays later on a RB Jaleel McLaughlin one-yard rush to go up 14-0.

The Broncos would score on their next drive as well as a 13-play drive that went 41 yards was capped off by a 43-yard field goal from K Will Lutz.

It seemed like momentum would shift when Tampa Bay recovered a fumble that led to a drive that gave Tampa their only points of the game, but the Broncos would answer right back on a two-minute drive to get into the half at 20-7.

Both offenses would stall out on their first drives of the second half, but Denver would seem to squeeze the life out of the game after milking almost eight minutes on a 15-play, 79-yard drive that led to another Lutz field goal to extend the lead to 23-7.

The Buccaneers would turn the ball over on downs their next drive and on the ensuing possession, the Broncos clinched the game as another Lutz field goal from 43 yards out made the score 26-7.

Jones would recover a fumble by Tampa Bay on its next drive and give Denver its 19-point victory.

OFFICIALS: Referee: Alan Eck (76), Umpire: Tab Slaughter (110), Down Judge: Derick Bowers (74), Line Judge: Derek Anderson (166), Side Judge: John Jenkins (117), Side Judge: Dale Shaw (104), Back Judge: Greg Meyer (78)

TAMPA BAY BUCCANEERS (HEAD COACH: TODD BOWLES)

| OFFENSE | | DEFENSE | |
|---------|-------------|---------|-------------------|
| WR 15 | J. McMillan | DL 96 | G. Gaines |
| WR 13 | M. Evans | DL 92 | W. Gholston |
| WR 14 | C. Godwin | DL 90 | L. Hall |
| C 62 | G. Barton | OLB 0 | Y. Diaby |
| TE 88 | C. Otton | OLB 9 | J. Tryon-Shoyinka |
| QB 6 | B. Mayfield | CB 35 | J. Dean |
| RB 1 | R. White | CB 27 | Z. McCollum |
| | | DB 29 | C. Izien |
| | | DB 3 | J. Whitehead |

DENVER BRONCOS (HEAD COACH: SEAN PAYTON)

| OFFENSE | | DEFENSE | |
|---------|---------------|---------|-------------------|
| WR 14 | C. Sutton | DE 99 | Z. Allen |
| LT 72 | G. Bolles | NT 93 | D. Jones |
| LG 74 | B. Powers | DE 98 | J. Franklin-Myers |
| C 60 | L. Wattenberg | SLB 0 | J. Cooper |
| RG 77 | Q. Meinerz | WLB 15 | N. Bonitto |
| RT 63 | A. Palczewski | ILB 49 | A. Singleton |
| TE 82 | A. Trautman | CB 2 | P. Surtain II |
| TE 80 | G. Dulcich | CB 21 | R. Moss |
| WR 11 | J. Reynolds | NCB 29 | J. McMillan |
| RB 33 | J. Williams | S 6 | P. Locke |
| QB 10 | B. Nix | S 22 | B. Jones |

DENVER BRONCOS

| PASSING | ATT | CP | YDS | SK/YD | TD | LG | INT | RTG |
|--------------|-----------|-----------|------------|------------|----------|-----------|----------|-------------|
| Bo Nix | 36 | 25 | 216 | 0/0 | 0 | 31 | 0 | 85.0 |
| TOTAL | 36 | 25 | 216 | 0/0 | 0 | 31 | 0 | 85.0 |

| RUSHING | ATT | YDS | AVG | LG | TD |
|-------------------|-----------|------------|------------|-----------|----------|
| Tyler Badie | 9 | 70 | 7.8 | 43 | 0 |
| Bo Nix | 9 | 47 | 5.2 | 22 | 1 |
| Javonte Williams | 5 | 12 | 2.4 | 5 | 0 |
| Jaleel McLaughlin | 5 | 7 | 1.4 | 7 | 1 |
| TOTAL | 28 | 136 | 4.9 | 43 | 2 |

| RECEIVING | NO | YDS | AVG | LG | TD |
|---------------------|-----------|------------|------------|-----------|----------|
| Courtland Sutton | 7 | 68 | 9.7 | 22 | 0 |
| Lil'Jordan Humphrey | 6 | 37 | 6.2 | 17 | 0 |
| Javonte Williams | 4 | 29 | 7.3 | 11 | 0 |
| Josh Reynolds | 2 | 36 | 18.0 | 31 | 0 |
| Troy Franklin | 2 | 11 | 5.5 | 6 | 0 |
| Adam Trautman | 1 | 13 | 13.0 | 13 | 0 |
| Marvin Mims Jr. | 1 | 9 | 9.0 | 9 | 0 |
| Jaleel McLaughlin | 1 | 7 | 7.0 | 7 | 0 |
| Nate Adkins | 1 | 6 | 6.0 | 6 | 0 |
| TOTAL | 25 | 216 | 8.6 | 31 | 0 |

| TOP DEFENSE | TOT | SOLO | AST | SCK | YDS | INT |
|-------------------|-----|------|-----|-----|-----|-----|
| Alex Singleton | 10 | 4 | 6 | 0.0 | 0.0 | 0 |
| Ja'Quan McMillian | 9 | 8 | 1 | 0.0 | 0.0 | 0 |
| Brandon Jones | 6 | 4 | 2 | 0.0 | 0.0 | 1 |

| FIELD GOALS | FGM/FGA | PERCENT | RESULTS |
|--------------|------------|--------------|--------------------|
| Wil Lutz | 4-4 | 100.0 | 43G, 38G, 33G, 43G |
| TOTAL | 4-4 | 100.0 | |

TAMPA BAY BUCCANEERS

| PASSING | ATT | CP | YDS | SK/YD | TD | LG | INT | RTG |
|----------------|-----------|-----------|------------|-------------|----------|-----------|----------|-------------|
| Baker Mayfield | 33 | 25 | 163 | 7/31 | 1 | 13 | 1 | 83.3 |
| TOTAL | 33 | 25 | 163 | 7/31 | 1 | 13 | 1 | 83.3 |

| RUSHING | ATT | YDS | AVG | LG | TD |
|---------------|-----------|-----------|------------|-----------|----------|
| Bucky Irving | 9 | 70 | 7.8 | 32 | 0 |
| Rachaad White | 6 | 17 | 2.8 | 9 | 0 |
| Sean Tucker | 1 | 4 | 4.0 | 4 | 0 |
| TOTAL | 16 | 91 | 5.7 | 32 | 0 |

| RECEIVING | NO | YDS | AVG | LG | TD |
|----------------|-----------|------------|------------|-----------|----------|
| Cade Otton | 7 | 47 | 6.7 | 13 | 0 |
| Chris Godwin | 6 | 53 | 8.8 | 13 | 1 |
| Rachaad White | 5 | 18 | 3.6 | 8 | 0 |
| Bucky Irving | 3 | 14 | 4.7 | 6 | 0 |
| Mike Evans | 2 | 17 | 8.5 | 9 | 0 |
| Payne Durham | 1 | 8 | 8.0 | 8 | 0 |
| Jalen McMillan | 1 | 6 | 6.0 | 6 | 0 |
| TOTAL | 25 | 163 | 6.5 | 13 | 1 |

| TOP DEFENSE | TOT | SOLO | AST | SCK | YDS | INT |
|-----------------|-----|------|-----|-----|-----|-----|
| Jamel Dean | 13 | 9 | 4 | 0.0 | 0.0 | 0 |
| Christian Izien | 8 | 6 | 2 | 0.0 | 0.0 | 0 |
| Lavonte David | 8 | 3 | 5 | 0.0 | 0.0 | 0 |

| FIELD GOALS | FGM/FGA | PERCENT | RESULTS |
|-------------|----------------|---------|---------|
| | No Field Goals | | |

Team Statistics

| | Broncos | Buccaneers |
|------------------------------|----------|------------|
| First Downs | 18 | 17 |
| 3rd-Down Eff. (Made/Att/Pct) | 4/13/31% | 3/11/27% |
| 4th-Down Eff. (Made/Att/Pct) | 2/3/67% | 0/2/0% |
| Total Net Yards | 352 | 223 |
| Total Plays | 64 | 56 |
| Yards Per Play | 5.5 | 4.0 |
| Rushes/Net Yards | 28/136 | 16/91 |
| Net Passing | 216 | 132 |
| Pass Attempts/Completions | 36/25 | 33/25 |
| Had Intercepted | 0 | 1 |
| Sacked/Yards Lost | 0/0 | 7/31 |
| Punts/Average | 2/48.0 | 4/47.3 |
| Penalties/Yards | 5/51 | 5/19 |
| Fumbles/Lost | 1/1 | 1/1 |
| Possession Time | 32:08 | 27:52 |





10

WEEK 4

Denver Broncos 10, New York Jets 9

82,243 MetLife Stadium Sep 29, 2024



9

| | | | | | | |
|----------------|---|---|---|---|---|----|
| Denver Broncos | 0 | 0 | 7 | 3 | - | 10 |
| New York Jets | 0 | 6 | 0 | 3 | - | 9 |

The Broncos completed their East Coast road trip sweep after defeating the New York Jets 10-9 on the soggy field of MetLife Stadium.

Denver put on a defensive masterclass in the contest, limiting the Jets to just 248 total yards as well as 64 yards on the ground. The Broncos also applied pressure in the contest, brining down Jets QB Aaron Rodgers a total of five times.

ILB Cody Barton, who played all 74 defensive snaps in the game, led the charge defensively with 10 tackles. S Brandon Jones also became the first Bronco since 2015 to record a forced fumble, fumble recovery and interception within the first four games of a season.

The Broncos also had six players record at least 0.5 sacks, including S P.J. Locke, ILB Justin Strnad, DE John Franklin-Myers, OLB Nik Bonitto, DT Malcolm Roach and OLB Jonah Ellis.

Denver came out of the gate hot, with Strnad sacking Rodgers on the first play of the game for an eight-yard loss and Jones forcing a fumble on the third play that was recovered by CB Riley Moss.

The Jets would strike first towards the tail end of the first quarter, setting up at the one-yard line, but Denver made a goal line stand that forced a field goal in the start of the second quarter to make it 3-0.

Both teams would again keep trading punts for the remainder of the quarter until the end as a two-minute drill by New York set up a 35-yard field goal by the Jets as time expired.

The Broncos' offense picked things up in the second half, as on their second drive of the half, QB Bo Nix helped lead an 11-play, 87-yard drive that ended with an eight-yard touchdown pass to WR Courtland Sutton. That pass marked Nix's first career touchdown pass.

The Jets would answer on their next drive as another drive got deep into Denver territory, but the defense was able to hold them to another field goal.

New York's lead would not last long though, as K Wil Lutz would help get the Broncos the lead back with a 47-yard field goal after a 41-yard drive in eight plays to make the score 10-9.

The game would prove to come down to the final seconds though, as after a fourth-down stop, the Broncos would try a long field goal that would miss to set New York up on their own 40-yard line.

It would end in heartbreak though for the Jets because a 50-yard attempt by Jets K Greg Zuerlein would be pushed right and give the Broncos the win.

OFFICIALS: Referee: Ronald Torbert (62), **Umpire:** Barry Anderson (20), **Down Judge:** Frank LeBlanc (44), **Line Judge:** Brian Bolinger (40), **Field Judge:** Ryan Dickson (25), **Side Judge:** Keith Washington (7), **Back Judge:** Tony Josselyn (67), **Replay Official:** Mike Chase, **Replay Assistant:** Jamie Tuss

NEW YORK JETS (HEAD COACH: ROBERT SALEH)

| OFFENSE | | | DEFENSE | | |
|---------|----|------------|---------|----|----------------|
| WR | 10 | A. Lazard | EDGE | 99 | W. McDonald IV |
| WR | 5 | G. Wilson | DL | 72 | M. Clemons |
| TE | 83 | T. Conklin | DL | 54 | J. Kinlaw |
| TE | 89 | J. Ruckert | DL | 95 | Q. Williams |
| QB | 8 | A. Rodgers | LB | 56 | Q. Williams |
| RB | 20 | B. Hall | LB | 55 | C. Surratt |
| | | | LB | 44 | J. Sherwood |
| | | | CB | 1 | S. Gardner |
| | | | CB | 4 | D. Reed |
| | | | S | 22 | T. Adams |
| | | | S | 36 | C. Clark |

DENVER BRONCOS (HEAD COACH: SEAN PAYTON)

| OFFENSE | | | DEFENSE | | |
|---------|----|---------------|---------|----|-------------------|
| WR | 16 | T. Franklin | DE | 99 | Z. Allen |
| LT | 72 | G. Bolles | NT | 93 | D. Jones |
| LG | 74 | B. Powers | DE | 98 | J. Franklin-Myers |
| C | 60 | L. Wattenberg | SLB | 0 | J. Cooper |
| RG | 77 | Q. Meinerz | WLB | 15 | N. Bonitto |
| RT | 63 | A. Palczewski | ILB | 55 | C. Barton |
| TE | 45 | N. Adkins | ILB | 40 | J. Strnad |
| TE | 80 | G. Dulcich | CB | 2 | P. Surtain II |
| TE | 82 | A. Trautman | CB | 21 | R. Moss |
| RB | 33 | J. Williams | S | 6 | P. Locke |
| QB | 10 | B. Nix | S | 22 | B. Jones |

DENVER BRONCOS

| PASSING | ATT | CP | YDS | SK/YD | TD | LG | INT | RTG |
|---------|-----|----|-----|-------|----|----|-----|------|
| Bo Nix | 25 | 12 | 60 | 0/0 | 1 | 29 | 0 | 67.9 |
| TOTAL | 25 | 12 | 60 | 0/0 | 1 | 29 | 0 | 67.9 |

| RUSHING | ATT | YDS | AVG | LG | TD |
|-------------------|-----|-----|-----|----|----|
| Javonte Williams | 16 | 77 | 4.8 | 16 | 0 |
| Jaleel McLaughlin | 9 | 46 | 5.1 | 10 | 0 |
| Bo Nix | 5 | 3 | 0.6 | 7 | 0 |
| Tyler Badie | 1 | 0 | 0.0 | 0 | 0 |
| TOTAL | 31 | 126 | 4.1 | 16 | 0 |

| RECEIVING | NO | YDS | AVG | LG | TD |
|-------------------|----|-----|------|----|----|
| Courtland Sutton | 3 | 60 | 20.0 | 29 | 1 |
| Javonte Williams | 2 | 3 | 1.5 | 4 | 0 |
| Troy Franklin | 2 | -2 | -1.0 | 2 | 0 |
| Tyler Badie | 2 | -4 | -2.0 | -1 | 0 |
| Michael Burton | 1 | 3 | 3.0 | 3 | 0 |
| Nate Adkins | 1 | 0 | 0.0 | 0 | 0 |
| Jaleel McLaughlin | 1 | 0 | 0.0 | 0 | 0 |
| TOTAL | 12 | 60 | 5.0 | 29 | 1 |

| TOP DEFENSE | TOT | SOLO | AST | SCK | YDS | INT |
|-------------|-----|------|-----|-----|------|-----|
| Cody Barton | 10 | 4 | 6 | 0.0 | 0.0 | 0 |
| P.J. Locke | 9 | 7 | 2 | 1.0 | 10.0 | 0 |
| Riley Moss | 8 | 7 | 1 | 0.0 | 0.0 | 0 |

| FIELD GOALS | FGM/FGA | PERCENT | RESULTS |
|-------------|---------|---------|-----------|
| Wil Lutz | 1-2 | 50.0 | 47G, 50WL |
| TOTAL | 1-2 | 50.0 | |

NEW YORK JETS

| PASSING | ATT | CP | YDS | SK/YD | TD | LG | INT | RTG |
|---------------|-----|----|-----|-------|----|----|-----|------|
| Aaron Rodgers | 42 | 24 | 225 | 5/41 | 0 | 25 | 0 | 72.0 |
| TOTAL | 42 | 24 | 225 | 5/41 | 0 | 25 | 0 | 72.0 |

| RUSHING | ATT | YDS | AVG | LG | TD |
|---------------|-----|-----|-----|----|----|
| Braelon Allen | 8 | 34 | 4.3 | 9 | 0 |
| Aaron Rodgers | 5 | 26 | 5.2 | 14 | 0 |
| Breece Hall | 10 | 4 | 0.4 | 3 | 0 |
| TOTAL | 23 | 64 | 2.8 | 14 | 0 |

| RECEIVING | NO | YDS | AVG | LG | TD |
|----------------|----|-----|------|----|----|
| Allen Lazard | 5 | 58 | 11.6 | 25 | 0 |
| Garrett Wilson | 5 | 41 | 8.2 | 23 | 0 |
| Mike Williams | 4 | 67 | 16.8 | 22 | 0 |
| Tyler Conklin | 4 | 17 | 4.3 | 9 | 0 |
| Breece Hall | 2 | 14 | 7.0 | 9 | 0 |
| Jeremy Ruckert | 2 | 10 | 5.0 | 9 | 0 |
| Braelon Allen | 1 | 12 | 12.0 | 12 | 0 |
| Xavier Gipson | 1 | 6 | 6.0 | 6 | 0 |
| TOTAL | 24 | 225 | 9.4 | 25 | 0 |

| TOP DEFENSE | TOT | SOLO | AST | SCK | YDS | INT |
|-----------------|-----|------|-----|-----|-----|-----|
| Tony Adams | 11 | 4 | 7 | 0.0 | 0.0 | 0 |
| Jamien Sherwood | 7 | 6 | 1 | 0.0 | 0.0 | 0 |
| Quincy Williams | 7 | 5 | 2 | 0.0 | 0.0 | 0 |

| FIELD GOALS | FGM/FGA | PERCENT | RESULTS |
|---------------|---------|---------|---------------------|
| Greg Zuerlein | 3-4 | 75.0 | 23G, 35G, 40G, 50WR |
| TOTAL | 3-4 | 75.0 | |

Team Statistics

| | Broncos | Jets |
|------------------------------|----------|----------|
| First Downs | 12 | 16 |
| 3rd-Down Eff. (Made/Att/Pct) | 3/14/21% | 4/17/24% |
| 4th-Down Eff. (Made/Att/Pct) | 0/0/0% | 0/1/0% |
| Total Net Yards | 186 | 248 |
| Total Plays | 56 | 70 |
| Yards Per Play | 3.3 | 3.5 |
| Rushes/Net Yards | 31/126 | 23/64 |
| Net Passing | 60 | 184 |
| Pass Attempts/Completions | 25/12 | 42/24 |
| Had Intercepted | 0 | 0 |
| Sacked/Yards Lost | 0/0 | 5/41 |
| Punts/Average | 8/42.4 | 7/45.1 |
| Penalties/Yards | 5/74 | 13/90 |
| Fumbles/Lost | 1/1 | 1/1 |
| Possession Time | 28:16 | 31:44 |





18

WEEK 5

Las Vegas Raiders 18, Denver Broncos 34

72,825 Empower Field at Mile High Oct 6, 2024



34

| | | | | | | |
|-------------------|----|----|---|----|---|----|
| Las Vegas Raiders | 10 | 0 | 0 | 8 | - | 18 |
| Denver Broncos | 0 | 13 | 7 | 14 | - | 34 |

In their first divisional matchup of the season, the Broncos came away with the 34-18 win against the Las Vegas Raiders to pick up their third consecutive win. Denver's first win against Las Vegas since 2019, the play of the game went to CB Pat Surtain II, who ended up with two interceptions in the game but was highlighted by a 100-yard interception return touchdown that shifted the momentum of the game. The pick was the second longest interception return touchdown in team history, behind only CB Aqib Talib's 103 yarder in 2017.

Offensively, the Broncos kicked things up in the second half, with QB Bo Nix completing 9-of-11 passes for 101 yards with two touchdowns (144.5 rtg.) in the second frame. RB Javonte Williams also had a breakout performance, racking up 111 total yards from scrimmage, including 61 yards on the ground and 50 through the air. It was his third career game with at least 50 yards receiving and rushing.

The Raiders took a quick 10-0 lead in the first quarter as QB Gardner Minshew hit TE Brock Bowers for a 57-yard score on the opening drive of the game. He then led Las Vegas to a 68-yard drive on their second possession for the field goal.

The Broncos would answer right back though, as their second possession would travel 26 yards and help set up a 51-yard field goal attempt for K Wil Lutz to make it 10-3.

The next drive for Las Vegas would put them right on the edge of another score when Surtain picked off Minshew in the end zone and returned the ball all the way for the score to tie the game up at 10 a piece.

The rest of the half would be a defensive struggle though, but would end up in the Broncos' favor. With 27 seconds remaining in the half, the Broncos took the ball 38 yards on five plays to help set up a 44-yard field goal by Lutz to take the 13-10 lead into the break.

The Broncos took things over in the second half after going 50-yards on their second drive of the half to find the end zone when Nix found RB Jaleel McLaughlin for the four-yard touchdown pass.

The fourth quarter also started out hot with Denver scoring on their first drive of the frame when Nix finished an eight-play drive with a one-yard rush for the score. They would score on their next drive as well after Nix found WR Josh Reynolds in the end zone for a nine-yard score, marking Reynolds' first touchdown catch as a Bronco.

The Raiders would get on the board one more time with a touchdown from RB Ameer Abdullah, but the game would end with the score of 24-18.

LAS VEGAS RAIDERS (HEAD COACH: ANTONIO PIERCE)

| OFFENSE | | | DEFENSE | | |
|---------|----|-------------------|---------|----|---------------|
| WR | 11 | T. Tucker | DE | 98 | M. Crosby |
| LT | 74 | K. Miller | DT | 69 | A. Butler |
| LG | 58 | J. Powers-Johnson | DT | ## | C. Wilkins |
| C | 68 | A. James | DT | 95 | J. Jenkins |
| RG | 66 | D. Parham | DE | 49 | C. Snowden |
| RT | 71 | D. Glaze | LB | 45 | T. Eichenberg |
| TE | 89 | B. Bowers | LB | 41 | R. Spillane |
| WR | 16 | J. Meyers | CB | 0 | J. Bennett |
| WR | 19 | D. Turner | CB | 18 | J. Jones |
| QB | 15 | G. Minshew II | S | 7 | T. Moehrig |
| RB | 22 | A. Mattison | S | 20 | I. Pola-Mao |

DENVER BRONCOS (HEAD COACH: SEAN PAYTON)

| OFFENSE | | | DEFENSE | | |
|---------|----|---------------|---------|----|---------------|
| WR | 14 | C. Sutton | DE | 99 | Z. Allen |
| LT | 72 | G. Bolles | NT | 93 | D. Jones |
| LG | 74 | B. Powers | SLB | 0 | J. Cooper |
| C | 60 | L. Wattenberg | WLB | 15 | N. Bonitto |
| RG | 77 | Q. Meinerz | ILB | 55 | C. Barton |
| RT | 63 | A. Palczewski | ILB | 40 | J. Strnad |
| TE | 82 | A. Trautman | CB | 2 | P. Surtain II |
| WR | 16 | T. Franklin | CB | 21 | R. Moss |
| FB | 20 | M. Burton | NCB | 29 | J. McMillian |
| RB | 33 | J. Williams | S | 6 | P. Locke |
| QB | 10 | B. Nix | S | 22 | B. Jones |

OFFICIALS: Referee: Craig Wrolstad (4), Umpire: Steven Woods (54), Down Judge: Danny Short (113), Line Judge: Jeff Bergman (32), Line Judge: Brett Bergman (17), Field Judge: Jeff Shears (60), Side Judge: Frank Steratore (132), Back Judge: Rich Martinez (39), Replay Assistant: Gavin Anderson, Replay Assistant: Ken Hall

LAS VEGAS RAIDERS

| PASSING | ATT | CP | YDS | SK/YD | TD | LG | INT | RTG |
|--------------------|-----|----|-----|-------|----|-----|-----|------|
| Gardner Minshew II | 17 | 12 | 137 | 2/9 | 1 | 57t | 2 | 74.5 |
| Aidan O'Connell | 20 | 10 | 94 | 1/7 | 0 | 21 | 1 | 42.5 |
| TOTAL | 37 | 22 | 231 | 3/16 | 1 | 57T | 3 | 52.9 |

| RUSHING | ATT | YDS | AVG | LG | TD |
|--------------------|-----|-----|------|----|----|
| Ameer Abdullah | 5 | 42 | 8.4 | 40 | 1 |
| Alexander Mattison | 15 | 38 | 2.5 | 8 | 0 |
| Gardner Minshew II | 2 | 22 | 11.0 | 11 | 0 |
| Tre Tucker | 2 | 8 | 4.0 | 7 | 0 |
| DJ Turner | 1 | 5 | 5.0 | 5 | 0 |
| TOTAL | 25 | 115 | 4.6 | 40 | 1 |

| RECEIVING | NO | YDS | AVG | LG | TD |
|--------------------|----|-----|------|-----|----|
| Brock Bowers | 8 | 97 | 12.1 | 57t | 1 |
| Jakobi Meyers | 6 | 72 | 12.0 | 21 | 0 |
| Ameer Abdullah | 3 | 9 | 3.0 | 10 | 0 |
| Alexander Mattison | 2 | 23 | 11.5 | 12 | 0 |
| Tre Tucker | 2 | 18 | 9.0 | 12 | 0 |
| DJ Turner | 1 | 12 | 12.0 | 12 | 0 |
| TOTAL | 22 | 231 | 10.5 | 57T | 1 |

| TOP DEFENSE | TOT | SOLO | AST | SCK | YDS | INT |
|-------------------|-----|------|-----|-----|-----|-----|
| Robert Spillane | 10 | 6 | 4 | 0.0 | 0.0 | 0 |
| Tre'von Moehrig | 8 | 4 | 4 | 0.0 | 0.0 | 0 |
| Christian Wilkins | 5 | 4 | 1 | 1.0 | 7.0 | 0 |

| FIELD GOALS | FGM/FGA | PERCENT | RESULTS |
|----------------|---------|---------|---------|
| Daniel Carlson | 1-1 | 100.0 | 40G |
| TOTAL | 1-1 | 100.0 | |

DENVER BRONCOS

| PASSING | ATT | CP | YDS | SK/YD | TD | LG | INT | RTG |
|---------|-----|----|-----|-------|----|----|-----|-------|
| Bo Nix | 27 | 19 | 206 | 3/26 | 2 | 27 | 0 | 117.2 |
| TOTAL | 27 | 19 | 206 | 3/26 | 2 | 27 | 0 | 117.2 |

| RUSHING | ATT | YDS | AVG | LG | TD |
|-------------------|-----|-----|------|----|----|
| Javonte Williams | 13 | 61 | 4.7 | 17 | 0 |
| Jaleel McLaughlin | 6 | 22 | 3.7 | 13 | 0 |
| Marvin Mims Jr. | 1 | 17 | 17.0 | 17 | 0 |
| Bo Nix | 8 | 9 | 1.1 | 11 | 1 |
| TOTAL | 28 | 109 | 3.9 | 17 | 1 |

| RECEIVING | NO | YDS | AVG | LG | TD |
|---------------------|----|-----|------|----|----|
| Javonte Williams | 5 | 50 | 10.0 | 26 | 0 |
| Jaleel McLaughlin | 3 | 3 | 1.0 | 4t | 1 |
| Lil'Jordan Humphrey | 2 | 48 | 24.0 | 27 | 0 |
| Courtland Sutton | 2 | 32 | 16.0 | 24 | 0 |
| Troy Franklin | 1 | 20 | 20.0 | 20 | 0 |
| Adam Trautman | 1 | 19 | 19.0 | 19 | 0 |
| Josh Reynolds | 1 | 9 | 9.0 | 9t | 1 |
| Nate Adkins | 1 | 8 | 8.0 | 8 | 0 |
| Marvin Mims Jr. | 1 | 7 | 7.0 | 7 | 0 |
| Michael Burton | 1 | 5 | 5.0 | 5 | 0 |
| Lucas Krull | 1 | 5 | 5.0 | 5 | 0 |
| TOTAL | 19 | 206 | 10.8 | 27 | 2 |

| TOP DEFENSE | TOT | SOLO | AST | SCK | YDS | INT |
|---------------|-----|------|-----|-----|-----|-----|
| Justin Strnad | 9 | 7 | 2 | 0.0 | 0.0 | 0 |
| Brandon Jones | 8 | 3 | 5 | 0.0 | 0.0 | 0 |
| Cody Barton | 7 | 7 | 0 | 0.0 | 0.0 | 0 |

| FIELD GOALS | FGM/FGA | PERCENT | RESULTS |
|-------------|---------|---------|----------|
| Wil Lutz | 2-2 | 100.0 | 51G, 44G |
| TOTAL | 2-2 | 100.0 | |

Team Statistics

| | Raiders | Broncos |
|------------------------------|----------|----------|
| First Downs | 20 | 18 |
| 3rd-Down Eff. (Made/Att/Pct) | 7/15/47% | 3/12/25% |
| 4th-Down Eff. (Made/Att/Pct) | 0/1/0% | 1/1/100% |
| Total Net Yards | 330 | 289 |
| Total Plays | 65 | 58 |
| Yards Per Play | 5.1 | 5.0 |
| Rushes/Net Yards | 25/115 | 28/109 |
| Net Passing | 215 | 180 |
| Pass Attempts/Completions | 37/22 | 27/19 |
| Had Intercepted | 3 | 0 |
| Sacked/Yards Lost | 3/16 | 3/26 |
| Punts/Average | 5/53.4 | 6/43.2 |
| Penalties/Yards | 11/79 | 9/44 |
| Fumbles/Lost | 0/0 | 1/0 |
| Possession Time | 31:23 | 28:37 |





23

WEEK 6

Los Angeles Chargers 23, Denver Broncos 16
70,743 Empower Field at Mile High Oct 13, 2024



16

| | | | | | | |
|----------------------|----|----|---|----|---|----|
| Los Angeles Chargers | 10 | 10 | 3 | 0 | — | 23 |
| Denver Broncos | 0 | 0 | 0 | 16 | — | 16 |

The Broncos' three-game win streak came to an end as they fell to the Los Angeles Chargers by the score of 23-16 at Empower Field at Mile High.

OLB Nik Bonitto got another sack in the game, marking his fourth-straight contest with at least 1.0 sack. He became the first Bronco since former Broncos OLB Von Miller (2019-21) to record at least four consecutive games reaching the opposing signal caller.

DE Zach Allen and OLB Jonathon Cooper also combined on a sack in the contest, marking Cooper's 17.5 sack in his career while Allen reached the 20-sack mark. Allen also produced four tackles for loss, which was tied for the most by a Broncos' defensive lineman in a game since at least 1999.

The rookie wide outs stepped up as WR Devaughn Vele caught a team-high-tying four passes for 78 yards (19.5 avg.) and WR Troy Franklin caught his first career touchdown pass. WR Courtland Sutton also caught four passes in the game for 53 yards (13.3 avg.) with one score.

The Broncos received the opening kickoff but would turn the ball over on the third play as a pass was intercepted by Chargers S Elijah Molden and returned to the Broncos' 31-yard line. Denver's defense would limit damage though as they forced a field goal by Los Angeles on that drive.

The Chargers would get on the board again on their next drive as they went 83 yards on six plays and ended with a 38-yard touchdown pass from Chargers' QB Justin Herbert to RB Kimani Vidal.

Los Angeles would get on the board two more times in the second quarter as a touchdown by RB J.K. Dobbins and a field goal by K Cameron Dicker would make it 20-0 at half.

The Chargers would make it 23-0 in the third quarter with another Dicker field goal, but the Broncos would then start to chip away. A fourth-and-two connection between QB Bo Nix and Vele and a 29-yard strike to Franklin would set Denver up with a two-yard score from Franklin.

The Broncos would again score on a highlight reel catch by Sutton on the next drive to make it 23-13, but a failed two-point conversion would keep the score there.

Denver would get a field goal to make it a one-score game the next drive after a 40-yard field goal by K Wil Lutz, but that would be how the game would end as the inside kick attempt went out of bounds.

LOS ANGELES CHARGERS (HEAD COACH: JIM HARBAUGH)

| OFFENSE | | DEFENSE | |
|---------|-------------|---------|--------------|
| WR 15 | L. McConkey | DL 95 | P. Ford |
| WR 1 | Q. Johnston | DL 93 | O. Ogbornia |
| TE 88 | H. Hurst | OLB 52 | K. Mack |
| C 75 | B. Bozeman | OLB 45 | T. Tuipulotu |
| QB 10 | J. Herbert | LB 0 | D. Henley |
| RB 27 | J. Dobbins | LB 6 | D. Perryman |
| | | CB 7 | K. Fulton |
| | | CB 20 | C. Hart |
| | | CB 29 | T. Still |
| | | S 32 | A. Gilman |
| | | S 3 | D. James Jr. |

DENVER BRONCOS (HEAD COACH: SEAN PAYTON)

| OFFENSE | | DEFENSE | |
|---------|-------------|---------|-------------------|
| WR 17 | D. Vele | DE 99 | Z. Allen |
| WR 14 | C. Sutton | NT 93 | D. Jones |
| LT 72 | G. Bolles | DE 98 | J. Franklin-Myers |
| LG 74 | B. Powers | SLB 0 | J. Cooper |
| C 54 | A. Forsyth | WLB 15 | N. Bonitto |
| RG 77 | Q. Meinerz | ILB 55 | C. Barton |
| RT 79 | M. Peart | ILB 40 | J. Strnad |
| TE 82 | A. Trautman | CB 2 | P. Surtain II |
| WR 16 | T. Franklin | CB 21 | R. Moss |
| RB 33 | J. Williams | S 6 | P. Locke |
| QB 10 | B. Nix | S 22 | B. Jones |

LOS ANGELES CHARGERS

| PASSING | ATT | CP | YDS | SK/YD | TD | LG | INT | RTG |
|----------------|-----------|-----------|------------|-------------|----------|------------|----------|-------------|
| Justin Herbert | 34 | 21 | 237 | 3/15 | 1 | 38t | 0 | 92.4 |
| TOTAL | 34 | 21 | 237 | 3/15 | 1 | 38T | 0 | 92.4 |

| RUSHING | ATT | YDS | AVG | LG | TD |
|------------------|-----------|------------|------------|-----------|----------|
| J.K. Dobbins | 25 | 96 | 3.8 | 20 | 1 |
| Derius Davis | 2 | 14 | 7.0 | 10 | 0 |
| Kimani Vidal | 4 | 11 | 2.8 | 6 | 0 |
| Hassan Haskins | 2 | 5 | 2.5 | 3 | 0 |
| Justin Herbert | 4 | 2 | 0.5 | 5 | 0 |
| Quentin Johnston | 1 | 0 | 0.0 | 0 | 0 |
| TOTAL | 38 | 128 | 3.4 | 20 | 1 |

| RECEIVING | NO | YDS | AVG | LG | TD |
|------------------|-----------|------------|-------------|------------|----------|
| Ladd McConkey | 4 | 43 | 10.8 | 15 | 0 |
| Will Dissly | 4 | 26 | 6.5 | 20 | 0 |
| Quentin Johnston | 3 | 22 | 7.3 | 8 | 0 |
| Simi Fehoko | 2 | 44 | 22.0 | 30 | 0 |
| Kimani Vidal | 2 | 40 | 20.0 | 38t | 1 |
| Joshua Palmer | 2 | 38 | 19.0 | 24 | 0 |
| J.K. Dobbins | 2 | 6 | 3.0 | 5 | 0 |
| Stone Smartt | 1 | 10 | 10.0 | 10 | 0 |
| Derius Davis | 1 | 8 | 8.0 | 8 | 0 |
| TOTAL | 21 | 237 | 11.3 | 38T | 1 |

| TOP DEFENSE | TOT | SOLO | AST | SCK | YDS | INT |
|-----------------|-----|------|-----|-----|-----|-----|
| Alohi Gilman | 10 | 6 | 4 | 1.0 | 0.0 | 0 |
| Denzel Perryman | 6 | 5 | 1 | 0.0 | 0.0 | 0 |
| Daiyan Henley | 4 | 2 | 2 | 0.0 | 0.0 | 0 |

| FIELD GOALS | FGM/FGA | PERCENT | RESULTS |
|----------------|------------|--------------|---------------|
| Cameron Dicker | 3-3 | 100.0 | 20G, 33G, 46G |
| TOTAL | 3-3 | 100.0 | |

DENVER BRONCOS

| PASSING | ATT | CP | YDS | SK/YD | TD | LG | INT | RTG |
|--------------|-----------|-----------|------------|-------------|----------|-----------|----------|-------------|
| Bo Nix | 33 | 19 | 216 | 2/10 | 2 | 37 | 1 | 84.9 |
| TOTAL | 33 | 19 | 216 | 2/10 | 2 | 37 | 1 | 84.9 |

| RUSHING | ATT | YDS | AVG | LG | TD |
|-------------------|-----------|------------|------------|-----------|----------|
| Bo Nix | 6 | 61 | 10.2 | 21 | 0 |
| Javonte Williams | 6 | 23 | 3.8 | 13 | 0 |
| Audric Estime | 2 | 13 | 6.5 | 11 | 0 |
| Jaleel McLaughlin | 3 | 8 | 2.7 | 5 | 0 |
| Troy Franklin | 1 | 5 | 5.0 | 5 | 0 |
| TOTAL | 18 | 110 | 6.1 | 21 | 0 |

| RECEIVING | NO | YDS | AVG | LG | TD |
|----------------------|-----------|------------|-------------|-----------|----------|
| Devaughn Vele | 4 | 78 | 19.5 | 37 | 0 |
| Courtland Sutton | 4 | 53 | 13.3 | 20 | 1 |
| Javonte Williams | 3 | 13 | 4.3 | 10 | 0 |
| Troy Franklin | 2 | 31 | 15.5 | 29 | 1 |
| Jaleel McLaughlin | 2 | 17 | 8.5 | 11 | 0 |
| Lucas Krull | 2 | 11 | 5.5 | 8 | 0 |
| Lil' Jordan Humphrey | 1 | 8 | 8.0 | 8 | 0 |
| Nate Adkins | 1 | 5 | 5.0 | 5 | 0 |
| TOTAL | 19 | 216 | 11.4 | 37 | 2 |

| TOP DEFENSE | TOT | SOLO | AST | SCK | YDS | INT |
|---------------|-----|------|-----|-----|-----|-----|
| Brandon Jones | 12 | 11 | 1 | 0.0 | 0.0 | 0 |
| Zach Allen | 8 | 5 | 3 | 0.5 | 3.5 | 0 |
| Cody Barton | 8 | 1 | 7 | 0.0 | 0.0 | 0 |

| FIELD GOALS | FGM/FGA | PERCENT | RESULTS |
|--------------|------------|--------------|---------|
| Wil Lutz | 1-1 | 100.0 | 40G |
| TOTAL | 1-1 | 100.0 | |

Team Statistics

| | Chargers | Broncos |
|------------------------------|-----------|----------|
| First Downs | 22 | 17 |
| 3rd-Down Eff. (Made/Att/Pct) | 11/18/61% | 3/11/27% |
| 4th-Down Eff. (Made/Att/Pct) | 0/0/0% | 2/2/100% |
| Total Net Yards | 350 | 316 |
| Total Plays | 75 | 53 |
| Yards Per Play | 4.7 | 6.0 |
| Rushes/Net Yards | 38/128 | 18/110 |
| Net Passing | 222 | 206 |
| Pass Attempts/Completions | 34/21 | 33/19 |
| Had Intercepted | 0 | 1 |
| Sacked/Yards Lost | 3/15 | 2/10 |
| Punts/Average | 4/39.8 | 5/46.6 |
| Penalties/Yards | 3/20 | 7/37 |
| Fumbles/Lost | 1/0 | 1/1 |
| Possession Time | 37:23 | 22:37 |





33

WEEK 7

Denver Broncos 33, New Orleans Saints 10
70,008 Caesars Superdome Oct 17, 2024



10

| | | | | | | |
|--------------------------|---|----|----|---|---|----|
| Denver Broncos | 3 | 13 | 10 | 7 | - | 33 |
| New Orleans Saints | 0 | 3 | 0 | 7 | - | 10 |

Denver won their third straight road game in Head Coach Sean Payton's return to New Orleans, beating the Saints 33-10. Their 23-point win was tied for the fourth largest by the team in a road game since 2010 in the win to get them to 4-3.

The Broncos played a physical brand of football all night with six sacks while also rushing for 225 yards in the game. Denver's 225 rushing yards are the most by the team since 2013 while they have now recorded at least three sacks in five straight games, their longest such streak since 2016.

RB Javonte Williams had his best game of the year to date, rushing 14 times for 88 yards (6.3 avg.) with two scores. It was his first career contest with multiple rushing scores.

OLB Nik Bonitto kept his hot streak going, becoming the first Bronco since former Broncos OLB Von Miller in 2018 to record a sack in five straight games. ILB Cody Barton also made an impact, forcing a fumble and also recovering one, which he returned for his first career touchdown.

K Wil Lutz went 4-of-4 on field goals, upping his season total to 17. That is the most by a Broncos kicker through seven weeks of a season since former Broncos K Gene Mingo in 1962.

The Broncos got out to a fast start, going 52 yards on their second drive for the field goal to take a quick 3-0 lead. Denver would get another field goal after Barton forced a fumble on the Saints' next drive which was recovered by ILB Kwon Alexander, who made his Broncos debut.

Williams would get his first sniff of the endzone the next drive, as he would seal an 86-yard drive with an eight yard rush to make the score 13-3. A field goal by New Orleans would make it 13-3, but the Broncos then went 38 yards in their two-minute drill to take a 16-3 lead into the half.

Denver would add to their lead on their first drive of the second half with another field goal from Lutz to make it 19-3. The score would increase even more on the Broncos' next possession as Williams found the end zone again from five yards out to make it 26-3.

The teams would trade punts into the fourth quarter, where a fumble gave New Orleans the ball with 6:10 remaining. The turnover would prove to be inconsequential as six plays later, CB Ja'Quan McMillian forced a fumble that was recovered by Barton and take in for the score to make it 33-3.

The Saints would find the endzone at the end of the game to make it 33-10, but the scoring would end there as Denver recovered the onside kick attempt by New Orleans.

NEW ORLEANS SAINTS (HEAD COACH: DENNIS ALLEN)

| OFFENSE | | DEFENSE | |
|---------|-------------|---------|--------------|
| WR 16 | B. Means | DT 90 | B. Bresee |
| WR 84 | M. Tipton | DT 93 | N. Shepherd |
| TE 87 | F. Moreau | CB 29 | P. Adebbo |
| QB 18 | S. Rattler | CB 23 | M. Lattimore |
| FB 46 | A. Prentice | CB 1 | A. Taylor |
| RB 41 | A. Kamara | | |

DENVER BRONCOS (HEAD COACH: SEAN PAYTON)

| OFFENSE | | DEFENSE | |
|---------|---------------|---------|-------------------|
| WR 14 | C. Sutton | DE 99 | Z. Allen |
| LT 72 | G. Bolles | NT 93 | D. Jones |
| LG 74 | B. Powers | DE 98 | J. Franklin-Myers |
| C 54 | A. Forsyth | SLB 0 | J. Cooper |
| RG 77 | Q. Meinerz | WLB 15 | N. Bonitto |
| RT 69 | M. McGlinchey | ILB 55 | C. Barton |
| TE 85 | L. Krull | ILB 12 | K. Alexander |
| WR 16 | T. Franklin | CB 39 | L. Wallace |
| WR 17 | D. Vele | CB 21 | R. Moss |
| RB 33 | J. Williams | S 6 | P. Locke |
| QB 10 | B. Nix | S 22 | B. Jones |

OFFICIALS: Referee: Land Clark (130), Umpire: Paul King (121), Down Judge: Tom Stephan (68), Line Judge: Jeff Hutcheon (46), Field Judge: Jabir Walker (26), Side Judge: Dominique Pender (114), Back Judge: Brad Freeman (88), Replay Official: Bob Hubbell, Replay Assistant: Jim Van Geffen

DENVER BRONCOS

| PASSING | ATT | CP | YDS | SK/YD | TD | LG | INT | RTG |
|---------|-----|----|-----|-------|----|----|-----|------|
| Bo Nix | 26 | 16 | 164 | 0/0 | 0 | 30 | 0 | 79.6 |
| TOTAL | 26 | 16 | 164 | 0/0 | 0 | 30 | 0 | 79.6 |

| RUSHING | ATT | YDS | AVG | LG | TD |
|-------------------|-----|-----|------|----|----|
| Javonte Williams | 14 | 88 | 6.3 | 20 | 2 |
| Bo Nix | 10 | 75 | 7.5 | 32 | 0 |
| Jaleel McLaughlin | 4 | 35 | 8.8 | 21 | 0 |
| Audric Estime | 5 | 29 | 5.8 | 13 | 0 |
| Jarrett Stidham | 2 | -2 | -1.0 | -1 | 0 |
| TOTAL | 35 | 225 | 6.4 | 32 | 2 |

| RECEIVING | NO | YDS | AVG | LG | TD |
|---------------------|----|-----|------|----|----|
| Troy Franklin | 5 | 50 | 10.0 | 30 | 0 |
| Lucas Krull | 3 | 41 | 13.7 | 23 | 0 |
| Javonte Williams | 3 | 23 | 7.7 | 9 | 0 |
| Marvin Mims Jr. | 2 | 18 | 9.0 | 11 | 0 |
| Lil'Jordan Humphrey | 2 | 12 | 6.0 | 9 | 0 |
| Devaughn Vele | 1 | 20 | 20.0 | 20 | 0 |
| TOTAL | 16 | 164 | 10.3 | 30 | 0 |

| TOP DEFENSE | TOT | SOLO | AST | SCK | YDS | INT |
|---------------|-----|------|-----|-----|-----|-----|
| Levi Wallace | 8 | 7 | 1 | 0.0 | 0.0 | 0 |
| Cody Barton | 8 | 6 | 2 | 1.0 | 0.0 | 0 |
| Justin Strnad | 8 | 6 | 2 | 1.0 | 0.0 | 0 |

| FIELD GOALS | FGM/FGA | PERCENT | RESULTS |
|-------------|---------|---------|--------------------|
| Wil Lutz | 4-4 | 100.0 | 46G, 32G, 52G, 38G |
| TOTAL | 4-4 | 100.0 | |

NEW ORLEANS SAINTS

| PASSING | ATT | CP | YDS | SK/YD | TD | LG | INT | RTG |
|-----------------|-----|----|-----|-------|----|----|-----|-------|
| Spencer Rattler | 35 | 25 | 172 | 6/36 | 0 | 32 | 0 | 82.1 |
| Jake Haener | 4 | 3 | 38 | 0/0 | 1 | 17 | 0 | 143.8 |
| TOTAL | 39 | 28 | 210 | 6/36 | 1 | 32 | 0 | 92.9 |

| RUSHING | ATT | YDS | AVG | LG | TD |
|-----------------|-----|-----|-----|----|----|
| Kendre Miller | 6 | 36 | 6.0 | 16 | 0 |
| Spencer Rattler | 5 | 34 | 6.8 | 28 | 0 |
| Jamaal Williams | 3 | 17 | 5.7 | 13 | 0 |
| Alvin Kamara | 7 | 10 | 1.4 | 6 | 0 |
| TOTAL | 21 | 97 | 4.6 | 28 | 0 |

| RECEIVING | NO | YDS | AVG | LG | TD |
|--------------------|----|-----|------|----|----|
| Cedrick Wilson Jr. | 6 | 57 | 9.5 | 17 | 1 |
| Mason Tipton | 6 | 45 | 7.5 | 9 | 0 |
| Alvin Kamara | 6 | 14 | 2.3 | 6 | 0 |
| Bub Means | 3 | 37 | 12.3 | 14 | 0 |
| Juwan Johnson | 3 | 18 | 6.0 | 12 | 0 |
| Foster Moreau | 2 | 38 | 19.0 | 32 | 0 |
| Kendre Miller | 2 | 1 | 0.5 | 6 | 0 |
| TOTAL | 28 | 210 | 7.5 | 32 | 1 |

| TOP DEFENSE | TOT | SOLO | AST | SCK | YDS | INT |
|----------------|-----|------|-----|-----|-----|-----|
| Jordan Howden | 8 | 4 | 4 | 0.0 | 0.0 | 0 |
| Demario Davis | 7 | 5 | 2 | 0.0 | 0.0 | 0 |
| Alontae Taylor | 7 | 5 | 2 | 0.0 | 0.0 | 0 |

| FIELD GOALS | FGM/FGA | PERCENT | RESULTS |
|-------------|---------|---------|---------|
| Blake Grupe | 1-1 | 100.0 | 35G |
| TOTAL | 1-1 | 100.0 | |

Team Statistics

| | Broncos | Saints |
|------------------------------|----------|----------|
| First Downs | 22 | 15 |
| 3rd-Down Eff. (Made/Att/Pct) | 4/11/36% | 5/17/29% |
| 4th-Down Eff. (Made/Att/Pct) | 0/0/0% | 3/4/75% |
| Total Net Yards | 389 | 271 |
| Total Plays | 61 | 66 |
| Yards Per Play | 6.4 | 4.1 |
| Rushes/Net Yards | 35/225 | 21/97 |
| Net Passing | 164 | 174 |
| Pass Attempts/Completions | 26/16 | 39/28 |
| Had Intercepted | 0 | 0 |
| Sacked/Yards Lost | 0/0 | 6/36 |
| Punts/Average | 3/43.0 | 6/44.5 |
| Penalties/Yards | 7/47 | 5/35 |
| Fumbles/Lost | 1/1 | 2/2 |
| Possession Time | 33:16 | 26:44 |





14

WEEK 8

Carolina Panthers 14, Denver Broncos 28

76,135 Empower Field at Mile High Oct 27, 2024



28

| | | | | | | |
|-------------------|---|----|---|---|---|----|
| Carolina Panthers | 7 | 0 | 0 | 7 | - | 14 |
| Denver Broncos | 0 | 21 | 7 | 0 | - | 28 |

The Broncos improved their season record to 5-3 after defeating the Carolina Panthers 28-14 in Week 8.

QB Bo Nix had one of his best games to date, completing 28-of-37 passes for 284 yards with three touchdowns (124.2 rtg.) His 124.2 rating was the highest by a Broncos rookie in a game (min. 30 att.) while he became the first Bronco to record 3+ passing touchdowns, 1+ rushing touchdowns and no interceptions.

WR Courtland Sutton also had his best game of the season, tallying eight receptions for 100 yards (12.5 avg.). It was his sixth career 100-yard performance and was the first 100-yard receiving game by a Bronco since the 2023 season.

Defensively, OLB Nik Bonitto increased his sack streak to six games, tying for the third-longest streak in team history. OLB Jonathon Cooper also joined elite company with a five tackle (4 solo) and one sack performance, becoming 1-of-3 players to record 100 tackles and 14 sacks since the start of the 2023 season.

CB Pat Surtain II and CB Ja'Quan McMillian also got in on the action with one interception each. Surtain tied for the most interceptions among his draft class with his 10th since entering the NFL in 2021.

Carolina got on the board first as they were able to capitalize on a fumble by the Broncos. Bryce Young found Xavier Legette for the six-yard score to help the Panthers take a 7-0 lead on a 10-play, 49-yard drive.

The Broncos would take over in the second quarter though, as they would score on their first drive of the frame. Nix found TE Nate Adkins for his first touchdown pass of the game, which was also Adkins' first career touchdown grab.

Denver would go right down the field again the next drive, as Nix found TE Adam Trautman for an amazing one-handed catch on a 19-yard pass. Trautman caught four passes for 85 yards (21.3 avg.) with one score in the game, setting a new career high for receiving yards.

Nix would then rush the ball in on the Broncos' next possession to take a 21-7 lead after helping lead a 10-play, 48-yard drive to the end zone. In the first half, Sutton recorded 93 receiving yards, which was the most in any half of a single game in his career.

The Broncos would get their last score in the third quarter after Nix found RB Jaleel McLaughlin for a nine-yard touchdown to increase the lead 28-7 in the game.

The rest of the game would have the teams trade possessions before Carolina scored with 0:23 remaining to make it a 28-14 game, but that would prove to be too little, too late as the Broncos let the onside kick attempt go out of bounds.

CAROLINA PANTHERS

| OFFENSE | | DEFENSE | |
|---------|----------------|---------|---------------|
| LT 79 | I. Ekwonu | DE 93 | L. Ray |
| LG 68 | D. Lewis | DT 99 | S. Tuttle |
| C 70 | B. Christensen | DE 94 | A. Robinson |
| RG 50 | R. Hunt | OLB 7 | J. Clowney |
| RT 72 | T. Moton | LB 56 | T. Wallace |
| TE 82 | T. Tremble | LB 47 | J. Jewell |
| WR 17 | X. Legette | OLB 40 | C. Harris |
| WR 83 | D. Moore | CB 8 | J. Horn |
| QB 9 | B. Young | CB 2 | M. Jackson |
| RB 30 | C. Hubbard | S 25 | X. Woods |
| RB 6 | M. Sanders | S 36 | D. Richardson |

DENVER BRONCOS (HEAD COACH: SEAN PAYTON)

| OFFENSE | | DEFENSE | |
|---------|---------------|---------|-------------------|
| WR 14 | C. Sutton | DE 99 | Z. Allen |
| LT 72 | G. Bolles | NT 93 | D. Jones |
| LG 74 | B. Powers | DE 98 | J. Franklin-Myers |
| C 54 | A. Forsyth | SLB 0 | J. Cooper |
| RG 77 | Q. Meinerz | WLB 15 | N. Bonitto |
| RT 69 | M. McGlinchey | ILB 55 | C. Barton |
| TE 45 | N. Adkins | ILB 40 | J. Strnad |
| TE 82 | A. Trautman | CB 2 | P. Surtain II |
| WR 84 | L. Humphrey | CB 21 | R. Moss |
| RB 33 | J. Williams | NCB 29 | J. McMillian |
| QB 10 | B. Nix | S 22 | B. Jones |

CAROLINA PANTHERS

| PASSING | ATT | CP | YDS | SK/YD | TD | LG | INT | RTG |
|---------------|-----------|-----------|------------|------------|----------|-----------|----------|-------------|
| Bryce Young | 37 | 24 | 224 | 2/9 | 2 | 29 | 2 | 76.9 |
| Johnny Hekker | 1 | 0 | 0 | 0/0 | 0 | 0 | 0 | 39.6 |
| TOTAL | 38 | 24 | 224 | 2/9 | 2 | 29 | 2 | 74.9 |

| RUSHING | ATT | YDS | AVG | LG | TD |
|----------------|-----------|-----------|------------|-----------|----------|
| Chuba Hubbard | 15 | 56 | 3.7 | 15 | 0 |
| Miles Sanders | 1 | 7 | 7.0 | 7 | 0 |
| Bryce Young | 3 | 6 | 2.0 | 4 | 0 |
| Xavier Legette | 1 | 0 | 0.0 | 0 | 0 |
| TOTAL | 20 | 69 | 3.5 | 15 | 0 |

| RECEIVING | NO | YDS | AVG | LG | TD |
|-------------------|-----------|------------|------------|-----------|----------|
| Miles Sanders | 7 | 38 | 5.4 | 11 | 0 |
| Jalen Coker | 4 | 78 | 19.5 | 29 | 1 |
| David Moore | 4 | 39 | 9.8 | 13 | 0 |
| Xavier Legette | 4 | 34 | 8.5 | 23 | 1 |
| Chuba Hubbard | 2 | 15 | 7.5 | 13 | 0 |
| Tommy Tremble | 2 | 13 | 6.5 | 8 | 0 |
| Ja'Tavion Sanders | 1 | 7 | 7.0 | 7 | 0 |
| TOTAL | 24 | 224 | 9.3 | 29 | 2 |

| TOP DEFENSE | TOT | SOLO | AST | SCK | YDS | INT |
|-------------------|-----|------|-----|-----|-----|-----|
| Demani Richardson | 11 | 7 | 4 | 0.0 | 0.0 | 0 |
| Mike Jackson | 10 | 9 | 1 | 0.0 | 0.0 | 0 |
| Josey Jewell | 10 | 6 | 4 | 0.0 | 0.0 | 0 |

| FIELD GOALS | FGM/FGA | PERCENT | RESULTS |
|-------------|----------------|---------|---------|
| | No Field Goals | | |

DENVER BRONCOS

| PASSING | ATT | CP | YDS | SK/YD | TD | LG | INT | RTG |
|------------------|-----------|-----------|------------|-------------|----------|-----------|----------|--------------|
| Bo Nix | 37 | 28 | 284 | 2/17 | 3 | 37 | 0 | 124.2 |
| Courtland Sutton | 1 | 1 | 28 | 0/0 | 0 | 28 | 0 | 118.8 |
| Riley Dixon | 1 | 1 | 3 | 0/0 | 0 | 3 | 0 | 79.2 |
| TOTAL | 39 | 30 | 315 | 2/17 | 3 | 37 | 0 | 125.5 |

| RUSHING | ATT | YDS | AVG | LG | TD |
|-------------------|-----------|------------|------------|-----------|----------|
| Jaleel McLaughlin | 8 | 47 | 5.9 | 10 | 0 |
| Javonte Williams | 17 | 44 | 2.6 | 9 | 0 |
| Bo Nix | 5 | 4 | 0.8 | 3 | 1 |
| Audric Esteime | 1 | 4 | 4.0 | 4 | 0 |
| Troy Franklin | 1 | 3 | 3.0 | 3 | 0 |
| TOTAL | 32 | 102 | 3.2 | 10 | 1 |

| RECEIVING | NO | YDS | AVG | LG | TD |
|---------------------|-----------|------------|-------------|-----------|----------|
| Courtland Sutton | 8 | 100 | 12.5 | 37 | 0 |
| Adam Trautman | 4 | 85 | 21.3 | 37 | 1 |
| Lil'Jordan Humphrey | 4 | 22 | 5.5 | 8 | 0 |
| Javonte Williams | 4 | 8 | 2.0 | 4 | 0 |
| Devaughn Vele | 3 | 28 | 9.3 | 16 | 0 |
| Lucas Krull | 2 | 18 | 9.0 | 15 | 0 |
| Michael Burton | 1 | 28 | 28.0 | 28 | 0 |
| Jaleel McLaughlin | 1 | 9 | 9.0 | 9t | 1 |
| Marvin Mims Jr. | 1 | 8 | 8.0 | 8 | 0 |
| Troy Franklin | 1 | 6 | 6.0 | 6 | 0 |
| Nate Adkins | 1 | 3 | 3.0 | 3t | 1 |
| TOTAL | 30 | 315 | 10.5 | 37 | 3 |

| TOP DEFENSE | TOT | SOLO | AST | SCK | YDS | INT |
|-----------------|-----|------|-----|-----|-----|-----|
| Brandon Jones | 12 | 7 | 5 | 0.0 | 0.0 | 0 |
| Justin Strnad | 7 | 5 | 2 | 0.0 | 0.0 | 0 |
| Jonathon Cooper | 5 | 4 | 1 | 1.0 | 3.0 | 0 |

| FIELD GOALS | FGM/FGA | PERCENT | RESULTS |
|-------------|----------------|---------|---------|
| | No Field Goals | | |

Team Statistics

| | Panthers | Broncos |
|------------------------------|----------|-----------|
| First Downs | 16 | 23 |
| 3rd-Down Eff. (Made/Att/Pct) | 5/14/36% | 11/17/65% |
| 4th-Down Eff. (Made/Att/Pct) | 1/4/25% | 1/2/50% |
| Total Net Yards | 284 | 400 |
| Total Plays | 60 | 73 |
| Yards Per Play | 4.7 | 5.5 |
| Rushes/Net Yards | 20/69 | 32/102 |
| Net Passing | 215 | 298 |
| Pass Attempts/Completions | 38/24 | 39/30 |
| Had Intercepted | 2 | 0 |
| Sacked/Yards Lost | 2/9 | 2/17 |
| Punts/Average | 5/49.4 | 3/51.0 |
| Penalties/Yards | 8/49 | 4/43 |
| Fumbles/Lost | 0/0 | 2/2 |
| Possession Time | 26:50 | 33:10 |





10

WEEK 9

Denver Broncos 10, Baltimore Ravens 41
71,051 M&T Bank Stadium Nov 3, 2024



41

| | | | | | | |
|------------------|---|----|----|---|---|----|
| Denver Broncos | 0 | 10 | 0 | 0 | - | 10 |
| Baltimore Ravens | 7 | 17 | 14 | 3 | - | 41 |

The Broncos fell to 5-4 on the season after losing to the Baltimore Ravens in the first part of their two-game road trip by the score of 41-10. In the game, WR Courtland Sutton posted his second consecutive game with over 100-yards receiving, becoming the first Bronco to do so since 2020. QB Bo Nix also set a new rookie franchise record for passing yards in a season after tallying 223 yards on 19-of-33 passing with one interception (65.6 rtg.).

The Broncos also rushed for over 100 yards in their seventh consecutive game, marking the longest streak by the team in a single season since 2011 (13 games).

Denver would get in a hole early as an interception on the second play of the game set up Baltimore at Denver's 36-yard line. The Broncos' defense held strong, as they pushed the Ravens out of field goal range and forced a punt.

Baltimore would control most of the game after though, as after a turnover on downs by the Broncos, the Ravens would score on their next drive to make it 7-0. They would go up 10-0 the next possession, but the Broncos would not give up after being in a 10-point hole.

On the Broncos' next drive, they would go 63 yards on 11 plays and find the end zone after Sutton found Nix on a trick play for the score. Nix became the third QB in league history to record a passing, receiving and rushing TD as a rookie while Sutton became the third Bronco wide receiver in team history to record a passing score.

The Ravens would get on the board again on their next drive after Baltimore scored to make it 17-7. Denver would drive the ball deep into Ravens' territory and manage to grab a field goal to make it 17-10 with 0:58 left in the half.

The Ravens would get a quick score though before the half to make it 24-10 going into the break and then score again coming out of the locker room. They would score another touchdown before the end of the third quarter to make it 38-10 going into the final frame.

A field goal by Baltimore early in the fourth quarter would prove to be the final scoring of the game as both teams would trade punts and turnover on downs until the final horn.

BALTIMORE RAVENS (HEAD COACH: JOHN HARBAUGH)

| OFFENSE | | DEFENSE | |
|---------|----------------|---------|---------------|
| WR 4 | Z. Flowers | DT 92 | N. Madubuike |
| WR 7 | R. Bateman | DE 96 | B. Washington |
| LT 79 | R. Stanley | OLB 53 | K. Van Noy |
| LG 65 | P. Mekari | MLB 0 | R. Smith |
| C 64 | T. Linderbaum | WLB 23 | T. Simpson |
| RG 77 | D. Faalele | OLB 99 | O. Oweh |
| RT 70 | R. Rosengarten | CB 44 | M. Humphrey |
| TE 89 | M. Andrews | SS 14 | K. Hamilton |
| QB 8 | L. Jackson | FS 32 | M. Williams |
| RB 22 | D. Henry | CB 21 | B. Stephens |
| FB 42 | P. Ricard | DB 29 | A. Washington |

DENVER BRONCOS (HEAD COACH: SEAN PAYTON)

| OFFENSE | | DEFENSE | |
|---------|---------------|---------|-------------------|
| WR 14 | C. Sutton | DE 99 | Z. Allen |
| LT 72 | G. Bolles | NT 93 | D. Jones |
| LG 74 | B. Powers | DE 98 | J. Franklin-Myers |
| C 54 | A. Forsyth | SLB 0 | J. Cooper |
| RG 77 | Q. Meinerz | WLB 15 | N. Bonitto |
| RT 69 | M. McGlinchey | ILB 55 | C. Barton |
| TE 45 | N. Adkins | ILB 12 | K. Alexander |
| TE 82 | A. Trautman | CB 2 | P. Surtain II |
| WR 84 | L. Humphrey | CB 21 | R. Moss |
| RB 38 | J. McLaughlin | S 26 | D. Key |
| QB 10 | B. Nix | S 22 | B. Jones |

OFFICIALS: Referee: Adrian Hill (29), Umpire: Roy Ellison (81), Down Judge: David Oliver (24), Line Judge: Greg Bradley (98), Back Judge: Greg Steed (12), Field Judge: Trawick Boger (23), Side Judge: Clay Reynard (18), Replay Official: Kevin Stine

DENVER BRONCOS

| PASSING | ATT | CP | YDS | SK/YD | TD | LG | INT | RTG |
|------------------|-----|----|-----|-------|----|----|-----|-------|
| Bo Nix | 33 | 19 | 223 | 4/28 | 0 | 34 | 1 | 65.6 |
| Courtland Sutton | 1 | 1 | 2 | 0/0 | 1 | 2t | 0 | 118.8 |
| TOTAL | 34 | 20 | 225 | 4/28 | 1 | 34 | 1 | 76.2 |

| RUSHING | ATT | YDS | AVG | LG | TD |
|-------------------|-----|-----|------|----|----|
| Javonte Williams | 12 | 42 | 3.5 | 7 | 0 |
| Bo Nix | 6 | 36 | 6.0 | 15 | 0 |
| Audric Estime | 5 | 35 | 7.0 | 21 | 0 |
| Jaleel McLaughlin | 5 | 10 | 2.0 | 3 | 0 |
| Michael Burton | 2 | -1 | -0.5 | 0 | 0 |
| TOTAL | 30 | 122 | 4.1 | 21 | 0 |

| RECEIVING | NO | YDS | AVG | LG | TD |
|---------------------|----|-----|------|----|----|
| Courtland Sutton | 7 | 122 | 17.4 | 33 | 0 |
| Jaleel McLaughlin | 3 | 10 | 3.3 | 6 | 0 |
| Javonte Williams | 2 | 42 | 21.0 | 34 | 0 |
| Lil'Jordan Humphrey | 2 | 11 | 5.5 | 6 | 0 |
| Devaughn Vele | 2 | 11 | 5.5 | 6 | 0 |
| Troy Franklin | 1 | 19 | 19.0 | 19 | 0 |
| Marvin Mims Jr. | 1 | 4 | 4.0 | 4 | 0 |
| Adam Trautman | 1 | 4 | 4.0 | 4 | 0 |
| Bo Nix | 1 | 2 | 2.0 | 2t | 1 |
| TOTAL | 20 | 225 | 11.3 | 34 | 1 |

| TOP DEFENSE | TOT | SOLO | AST | SCK | YDS | INT |
|---------------|-----|------|-----|-----|-----|-----|
| Devon Key | 9 | 5 | 4 | 0.0 | 0.0 | 0 |
| Cody Barton | 7 | 1 | 6 | 0.0 | 0.0 | 0 |
| Malcolm Roach | 5 | 4 | 1 | 0.0 | 0.0 | 0 |

| FIELD GOALS | FGM/FGA | PERCENT | RESULTS |
|-------------|---------|---------|---------|
| Wil Lutz | 1-1 | 100.0 | 37G |
| TOTAL | 1-1 | 100.0 | |

BALTIMORE RAVENS

| PASSING | ATT | CP | YDS | SK/YD | TD | LG | INT | RTG |
|---------------|-----|----|-----|-------|----|-----|-----|-------|
| Lamar Jackson | 19 | 16 | 280 | 1/11 | 3 | 53t | 0 | 158.3 |
| TOTAL | 19 | 16 | 280 | 1/11 | 3 | 53T | 0 | 158.3 |

| RUSHING | ATT | YDS | AVG | LG | TD |
|---------------|-----|-----|-----|----|----|
| Derrick Henry | 23 | 106 | 4.6 | 20 | 2 |
| Justice Hill | 5 | 15 | 3.0 | 8 | 0 |
| Lamar Jackson | 3 | 4 | 1.3 | 11 | 0 |
| Josh Johnson | 3 | 2 | 0.7 | 2 | 0 |
| TOTAL | 34 | 127 | 3.7 | 20 | 2 |

| RECEIVING | NO | YDS | AVG | LG | TD |
|----------------|----|-----|------|-----|----|
| Zay Flowers | 5 | 127 | 25.4 | 53t | 2 |
| Justice Hill | 3 | 43 | 14.3 | 24 | 0 |
| Rashod Bateman | 3 | 25 | 8.3 | 15 | 0 |
| Mark Andrews | 2 | 26 | 13.0 | 16 | 0 |
| Nelson Agholor | 1 | 29 | 29.0 | 29 | 0 |
| Derrick Henry | 1 | 27 | 27.0 | 27 | 0 |
| Patrick Ricard | 1 | 3 | 3.0 | 3t | 1 |
| TOTAL | 16 | 280 | 17.5 | 53T | 3 |

| TOP DEFENSE | TOT | SOLO | AST | SCK | YDS | INT |
|------------------|-----|------|-----|-----|------|-----|
| Kyle Hamilton | 10 | 7 | 3 | 0.0 | 0.0 | 0 |
| Trenton Simpson | 9 | 7 | 2 | 1.0 | 13.0 | 0 |
| Brandon Stephens | 7 | 5 | 2 | 0.0 | 0.0 | 0 |

| FIELD GOALS | FGM/FGA | PERCENT | RESULTS |
|---------------|---------|---------|----------|
| Justin Tucker | 2-2 | 100.0 | 33G, 37G |
| TOTAL | 2-2 | 100.0 | |

Team Statistics

| | Broncos | Ravens |
|------------------------------|----------|---------|
| First Downs | 20 | 25 |
| 3rd-Down Eff. (Made/Att/Pct) | 6/14/43% | 3/8/38% |
| 4th-Down Eff. (Made/Att/Pct) | 1/5/20% | 0/0/0% |
| Total Net Yards | 319 | 396 |
| Total Plays | 68 | 54 |
| Yards Per Play | 4.7 | 7.3 |
| Rushes/Net Yards | 30/122 | 34/127 |
| Net Passing | 197 | 269 |
| Pass Attempts/Completions | 34/20 | 19/16 |
| Had Intercepted | 1 | 0 |
| Sacked/Yards Lost | 4/28 | 1/11 |
| Punts/Average | 2/48.0 | 2/49.0 |
| Penalties/Yards | 9/71 | 6/53 |
| Fumbles/Lost | 0/0 | 2/0 |
| Possession Time | 28:09 | 31:51 |





14

73,704



WEEK 10
Denver Broncos 14, Kansas City Chiefs 16

GEHA Field at Arrowhead Stadium



Nov 10, 2024



16

| | | | | | | |
|---------------------------------|----------|-----------|----------|----------|----------|-----------|
| Denver Broncos | 0 | 14 | 0 | 0 | — | 14 |
| Kansas City Chiefs | 0 | 10 | 3 | 3 | — | 16 |

Denver fell to the Kansas City Chiefs in heartbreaking fashion, losing to the defending champions 16-14 at GEHA Field at Arrowhead Stadium. QB Bo Nix recorded his third game with a 100+ passer rating, completing 22-of-30 passes for 215 yards with two touchdowns (115.3 rtg.). With that performance, he surpassed QB Jay Cutler for the third-most passing touchdowns by a rookie signal caller in team history.

OLB Nik Bonitto, OLB Jonathon Cooper, DE Zach Allen and DE John Franklin-Myers also got in on the action on the defensive side, recording one sack each. With the sack, Allen became the eighth defensive lineman in the NFL to record at least five sacks in each of the last three seasons.

The Broncos would get on the board first, as after two punts for each team, Denver would go 80 yards on nine plays and ended when Nix found WR Devaughn Vele for the six-yard score. With the touchdown, Vele produced his first career touchdown and would end the game with 39 yards on four catches (9.8 avg.).

The Chiefs would answer back, as their next drive would produce three points from K Harrison Butker after going 52 yards on 10 plays.

Denver wouldn't take long to give an answer, as the next drive would go 70 yards on five plays and would end with a Denver 14-3 lead when Nix found WR Courtland Sutton for a 32-yard touchdown.

Kansas City would inch closer though before the end of the half as before the end of the frame, QB Patrick Mahomes led an 11-play, 70-yard drive and found TE Travis Kelce for a 2-yard score to make it 14-10. A missed 60-yard field goal by Denver at the end of the half would keep the score there at the break.

The Chiefs would get two field goals in the second half to make it 16-14 before the final drive of the game, where the Broncos miked the remaining 5:57 from the game but a blocked field goal would clinch the win for Kansas City.

KANSAS CITY CHIEFS (HEAD COACH: ANDY REID)

| OFFENSE | | DEFENSE | |
|---------|-------------|---------|--------------|
| QB 15 | P. Mahomes | DE 51 | M. Danna |
| RB 29 | K. Hunt | DT 95 | C. Jones |
| TE 87 | T. Kelce | DT 98 | T. Wharton |
| TE 83 | N. Gray | LB 32 | N. Bolton |
| WR 8 | D. Hopkins | LB 54 | L. Chenal |
| WR 1 | X. Worthy | LB 23 | D. Tranquill |
| LT 64 | W. Morris | CB 22 | T. McDuffie |
| LG 62 | J. Thuney | CB 13 | N. Johnson |
| C 52 | C. Humphrey | S 6 | B. Cook |
| RG 65 | T. Smith | S 20 | J. Reid |
| RT 74 | J. Taylor | DB 27 | C. Conner |

DENVER BRONCOS (HEAD COACH: SEAN PAYTON)

| OFFENSE | | DEFENSE | |
|---------|---------------|---------|-------------------|
| WR 14 | C. Sutton | DE 99 | Z. Allen |
| LT 72 | G. Bolles | NT 93 | D. Jones |
| LG 74 | B. Powers | DE 98 | J. Franklin-Myers |
| C 60 | L. Wattenberg | SLB 0 | J. Cooper |
| RG 77 | Q. Meinerz | WLB 15 | N. Bonitto |
| RT 69 | M. McGlinchey | ILB 55 | C. Barton |
| TE 82 | A. Trautman | CB 2 | P. Surtain II |
| WR 84 | L. Humphrey | CB 21 | R. Moss |
| WR 17 | D. Vele | NCB 29 | J. McMillian |
| RB 38 | J. McLaughlin | S 6 | P. Locke |
| QB 10 | B. Nix | S 22 | B. Jones |

OFFICIALS: Referee: Brad Allen (122), **Umpire:** Duane Heydt (42), **Down Judge:** Sarah Thomas (53), **Line Judge:** Walter Flowers (32), **Field Judge:** Rick Patterson (15), **Side Judge:** Chad Hill (125), **Back Judge:** Tyree Walton (2), **Replay Official:** Kevin Brown, **Replay Official:** Durwood Manley

DENVER BRONCOS

| PASSING | ATT | CP | YDS | SK/YD | TD | LG | INT | RTG |
|--------------|-----------|-----------|------------|-------------|----------|-----------|----------|--------------|
| Bo Nix | 30 | 22 | 215 | 2/33 | 2 | 34 | 0 | 115.3 |
| TOTAL | 30 | 22 | 215 | 2/33 | 2 | 34 | 0 | 115.3 |

| RUSHING | ATT | YDS | AVG | LG | TD |
|-------------------|-----------|-----------|------------|-----------|----------|
| Audric Esteime | 14 | 53 | 3.8 | 10 | 0 |
| Marvin Mims Jr. | 3 | 17 | 5.7 | 14 | 0 |
| Jaleel McLaughlin | 2 | 12 | 6.0 | 8 | 0 |
| Javonte Williams | 1 | 1 | 1.0 | 1 | 0 |
| Bo Nix | 3 | -5 | -1.7 | 3 | 0 |
| TOTAL | 23 | 78 | 3.4 | 14 | 0 |

| RECEIVING | NO | YDS | AVG | LG | TD |
|---------------------|-----------|------------|------------|-----------|----------|
| Courtland Sutton | 6 | 70 | 11.7 | 32t | 1 |
| Devaughn Vele | 4 | 39 | 9.8 | 13 | 1 |
| Marvin Mims Jr. | 4 | 13 | 3.3 | 6 | 0 |
| Lil'Jordan Humphrey | 2 | 23 | 11.5 | 20 | 0 |
| Lucas Krull | 2 | 21 | 10.5 | 11 | 0 |
| Javonte Williams | 2 | 6 | 3.0 | 5 | 0 |
| Adam Trautman | 1 | 34 | 34.0 | 34 | 0 |
| Troy Franklin | 1 | 9 | 9.0 | 9 | 0 |
| TOTAL | 22 | 215 | 9.8 | 34 | 2 |

| TOP DEFENSE | TOT | SOLO | AST | SCK | YDS | INT |
|---------------|-----|------|-----|-----|-----|-----|
| Brandon Jones | 9 | 7 | 2 | 0.0 | 0.0 | 0 |
| Cody Barton | 8 | 1 | 7 | 0.0 | 0.0 | 0 |
| P.J. Locke | 7 | 4 | 3 | 0.0 | 0.0 | 0 |

| FIELD GOALS | FGM/FGA | PERCENT | RESULTS |
|--------------|------------|------------|-----------|
| Wil Lutz | 0-2 | 0.0 | 60SH, 35B |
| TOTAL | 0-2 | 0.0 | |

KANSAS CITY CHIEFS

| PASSING | ATT | CP | YDS | SK/YD | TD | LG | INT | RTG |
|-----------------|-----------|-----------|------------|-------------|----------|-----------|----------|-------------|
| Patrick Mahomes | 42 | 28 | 266 | 4/23 | 1 | 35 | 0 | 92.0 |
| TOTAL | 42 | 28 | 266 | 4/23 | 1 | 35 | 0 | 92.0 |

| RUSHING | ATT | YDS | AVG | LG | TD |
|-----------------|-----------|-----------|------------|-----------|----------|
| Kareem Hunt | 14 | 35 | 2.5 | 10 | 0 |
| Patrick Mahomes | 3 | 19 | 6.3 | 12 | 0 |
| Carson Steele | 2 | 3 | 1.5 | 6 | 0 |
| TOTAL | 19 | 57 | 3.0 | 12 | 0 |

| RECEIVING | NO | YDS | AVG | LG | TD |
|-------------------|-----------|------------|------------|-----------|----------|
| Travis Kelce | 8 | 64 | 8.0 | 22 | 1 |
| Kareem Hunt | 7 | 65 | 9.3 | 26 | 0 |
| DeAndre Hopkins | 4 | 56 | 14.0 | 31 | 0 |
| Samaje Perine | 2 | 37 | 18.5 | 35 | 0 |
| Noah Gray | 2 | 18 | 9.0 | 13 | 0 |
| Justin Watson | 2 | 6 | 3.0 | 5 | 0 |
| Xavier Worthy | 1 | 11 | 11.0 | 11 | 0 |
| Peyton Hendershot | 1 | 6 | 6.0 | 6 | 0 |
| Mecole Hardman | 1 | 3 | 3.0 | 3 | 0 |
| TOTAL | 28 | 266 | 9.5 | 35 | 1 |

| TOP DEFENSE | TOT | SOLO | AST | SCK | YDS | INT |
|----------------|-----|------|-----|-----|------|-----|
| Nazeeh Johnson | 10 | 6 | 4 | 1.0 | 17.0 | 0 |
| Justin Reid | 7 | 3 | 4 | 0.0 | 0.0 | 0 |
| Trent McDuffie | 6 | 5 | 1 | 0.0 | 0.0 | 0 |

| FIELD GOALS | FGM/FGA | PERCENT | RESULTS |
|-----------------|------------|--------------|---------------|
| Harrison Butker | 3-3 | 100.0 | 36G, 28G, 20G |
| TOTAL | 3-3 | 100.0 | |

Team Statistics

| | Broncos | Chiefs |
|------------------------------|----------------|---------------|
| First Downs | 16 | 19 |
| 3rd-Down Eff. (Made/Att/Pct) | 7/13/54% | 7/16/44% |
| 4th-Down Eff. (Made/Att/Pct) | 0/0/0% | 2/2/100% |
| Total Net Yards | 260 | 300 |
| Total Plays | 55 | 65 |
| Yards Per Play | 4.7 | 4.6 |
| Rushes/Net Yards | 23/78 | 19/57 |
| Net Passing | 182 | 243 |
| Pass Attempts/Completions | 30/22 | 42/28 |
| Had Intercepted | 0 | 0 |
| Sacked/Yards Lost | 2/33 | 4/23 |
| Punts/Average | 5/47.2 | 4/53.3 |
| Penalties/Yards | 6/35 | 3/10 |
| Fumbles/Lost | 1/0 | 0/0 |
| Possession Time | 26:39 | 33:21 |





WEEK 11

Atlanta Falcons 6, Denver Broncos 38

76,545 Empower Field at Mile High Nov 17, 2024



| | | | | | | |
|-----------------|---|----|---|----|---|----|
| Atlanta Falcons | 3 | 3 | 0 | 0 | - | 6 |
| Denver Broncos | 7 | 14 | 7 | 10 | - | 38 |

The Broncos got back on the right track as they returned home and outpaced the Atlanta Falcons by the score of 38-6 at Empower Field at Mile High.

The team's 32 point win was the largest by Denver in a home game in 10 years when they defeated the Raiders by 33 points in 2014. It is also the second game this season in which the Broncos did not a touchdown and the fewest points they have allowed since 2021.

QB Bo Nix had one of the best games in team history, completing 28-of-33 passes for 307 yards with four touchdowns and no interceptions (145.0 rtg.). With that performance, he became just the second rookie signal caller in league history to record 300 passing yards, four passing scores and a passer rating of at least 140.

WR Courtland Sutton recorded his fourth consecutive game with at least 70 receiving yards while RB Javonte Williams rushed nine times for 59 yards (6.6 avg.) with one score.

Defensively, the Broncos limited Atlanta to just 50 yards on the ground and 197 yards through the air. Falcons QB Kirk Cousins recorded just 173 passing yards in the game, his second-fewest he has thrown for in a contest this season.

OLB Nik Bonitto tallied his fourth career multi-sack game, bringing down Cousins twice for a loss of seven yards while OLB Jonah Elliss and DT Malcolm Roach also got in on the action on the quarterback. With four sacks in the game, the Broncos improved their season total to 39 sacks, which was tied for the second-most by the club through 11 games in a season.

Denver got out hot, taking their opening drive 70 yards on nine plays and ended after Nix found TE Nate Adkins for the 12-yard touchdown to take the 7-0 lead. It was the Broncos third score, and second touchdown, on the opening possession this season.

After Atlanta responded with a field goal, Denver extended their lead in the second quarter after Williams rushed for 14 yards and was carried into the end zone to cap a 77-yard drive. The Falcons did respond again though after that, kicking another field goal to bring the score back to a one-possession game.

The Broncos did end the half the right way though, as on their final possession of the half, they made 10 plays and went 70 yards to score another touchdown on a 12-yard screen by WR Marvin Mims Jr to take the 21-6 lead.

Another screen in the third quarter to WR Troy Franklin got the Broncos to larger lead as Franklin's seven-yard score made the score 28-6. After the teams traded punts, K Wil Lutz helps bring the score for 31-6 after a 45-yard field goal.

The scoring would end mid way through the fourth quarter as Nix would hit WR Lil Jordan Humphrey for a 41-yard score for his fourth touchdown of the game and clinch the win for Denver.

OFFICIALS: Referee: Alan Eck (76), Umpire: Tab Slaughter (110), Down Judge: Derick Bowers (74), Line Judge: Derek Anderson (66), Side Judge: John Jenkins (117), Field Judge: John Jenkins (117), Side Judge: Dale Shaw (104), Back Judge: Greg Meyer (78), Replay Assistant: Larry Hanson, Replay Assistant: Joe Wollan

ATLANTA FALCONS (HEAD COACH: RAHEEM MORRIS)

| OFFENSE | | | DEFENSE | | |
|---------|----|----------------|---------|----|-----------------|
| WR | 34 | R. McCloud III | OLB | 17 | A. Ebiketie |
| WR | 1 | D. Mooney | OLB | 15 | M. Judon |
| WR | 5 | D. London | DL | 97 | G. Jarrett |
| TE | 8 | K. Pitts | DL | 90 | D. Onyemata |
| QB | 18 | K. Cousins | ILB | 55 | K. Elliss |
| RB | 7 | B. Robinson | ILB | 53 | N. Landman |
| | | | CB | 32 | K. King |
| | | | CB | 22 | C. Phillips III |
| | | | CB | 24 | A. Terrell Jr. |
| | | | S | 3 | J. Bates III |
| | | | S | 31 | J. Simmons |

DENVER BRONCOS (HEAD COACH: SEAN PAYTON)

| OFFENSE | | | DEFENSE | | |
|---------|----|---------------|---------|----|-------------------|
| WR | 17 | D. Vele | DE | 99 | Z. Allen |
| LT | 72 | G. Bolles | NT | 93 | D. Jones |
| LG | 74 | B. Powers | DE | 98 | J. Franklin-Myers |
| C | 60 | L. Wattenberg | SLB | 0 | J. Cooper |
| RG | 77 | Q. Meinerz | WLB | 15 | N. Bonitto |
| RT | 69 | M. McGlinchey | ILB | 55 | C. Barton |
| TE | 45 | N. Adkins | CB | 2 | P. Surtain II |
| TE | 85 | L. Krull | CB | 21 | R. Moss |
| TE | 82 | A. Trautman | NCB | 29 | J. McMillian |
| RB | 33 | J. Williams | S | 6 | P. Locke |
| QB | 10 | B. Nix | S | 26 | D. Key |

ATLANTA FALCONS

| PASSING | ATT | CP | YDS | SK/YD | TD | LG | INT | RTG |
|-------------------|-----|----|-----|-------|----|----|-----|------|
| Kirk Cousins | 27 | 18 | 173 | 3/21 | 0 | 26 | 1 | 68.9 |
| Michael Penix Jr. | 4 | 2 | 24 | 1/0 | 0 | 20 | 0 | 68.8 |
| TOTAL | 31 | 20 | 197 | 4/21 | 0 | 26 | 1 | 68.9 |

| RUSHING | ATT | YDS | AVG | LG | TD |
|----------------|-----|-----|-----|----|----|
| Bijan Robinson | 12 | 35 | 2.9 | 9 | 0 |
| Jase McClellan | 8 | 15 | 1.9 | 8 | 0 |
| Kirk Cousins | 1 | 0 | 0.0 | 0 | 0 |
| TOTAL | 21 | 50 | 2.4 | 9 | 0 |

| RECEIVING | NO | YDS | AVG | LG | TD |
|---------------------|----|-----|------|----|----|
| Ray-Ray McCloud III | 6 | 46 | 7.7 | 20 | 0 |
| Bijan Robinson | 4 | 28 | 7.0 | 15 | 0 |
| Drake London | 3 | 61 | 20.3 | 26 | 0 |
| Darnell Mooney | 2 | 27 | 13.5 | 19 | 0 |
| KhaDarel Hodge | 2 | 22 | 11.0 | 18 | 0 |
| Kyle Pitts | 1 | 9 | 9.0 | 9 | 0 |
| Ross Dwelley | 1 | 5 | 5.0 | 5 | 0 |
| Tyler Allgeier | 1 | -1 | -1.0 | -1 | 0 |
| TOTAL | 20 | 197 | 9.9 | 26 | 0 |

| TOP DEFENSE | TOT | SOLO | AST | SCK | YDS | INT |
|------------------|-----|------|-----|-----|-----|-----|
| Jessie Bates III | 10 | 5 | 5 | 0.0 | 0.0 | 0 |
| Kaden Elliss | 9 | 7 | 2 | 0.0 | 0.0 | 0 |
| Nate Landman | 8 | 5 | 3 | 0.0 | 0.0 | 0 |

| FIELD GOALS | FGM/FGA | PERCENT | RESULTS |
|--------------|---------|---------|----------|
| Younghoe Koo | 2-2 | 100.0 | 41G, 51G |
| TOTAL | 2-2 | 100.0 | |

DENVER BRONCOS

| PASSING | ATT | CP | YDS | SK/YD | TD | LG | INT | RTG |
|---------|-----|----|-----|-------|----|-----|-----|-------|
| Bo Nix | 33 | 28 | 307 | 1/12 | 4 | 41t | 0 | 145.0 |
| TOTAL | 33 | 28 | 307 | 1/12 | 4 | 41T | 0 | 145.0 |

| RUSHING | ATT | YDS | AVG | LG | TD |
|-------------------|-----|-----|-----|-----|----|
| Javonte Williams | 9 | 59 | 6.6 | 14t | 1 |
| Jaleel McLaughlin | 4 | 19 | 4.8 | 8 | 0 |
| Audric Estime | 6 | 16 | 2.7 | 5 | 0 |
| Bo Nix | 2 | 5 | 2.5 | 3 | 0 |
| Marvin Mims Jr. | 3 | 4 | 1.3 | 6 | 0 |
| Michael Burton | 2 | 2 | 1.0 | 2 | 0 |
| TOTAL | 26 | 105 | 4.0 | 14T | 1 |

| RECEIVING | NO | YDS | AVG | LG | TD |
|---------------------|----|-----|------|-----|----|
| Courtland Sutton | 7 | 78 | 11.1 | 23 | 0 |
| Devaughn Vele | 4 | 66 | 16.5 | 33 | 0 |
| Lil Jordan Humphrey | 4 | 52 | 13.0 | 41t | 1 |
| Javonte Williams | 4 | 28 | 7.0 | 15 | 0 |
| Audric Estime | 3 | 9 | 3.0 | 11 | 0 |
| Marvin Mims Jr. | 2 | 49 | 24.5 | 37 | 1 |
| Troy Franklin | 2 | 15 | 7.5 | 8 | 1 |
| Nate Adkins | 1 | 12 | 12.0 | 12t | 1 |
| Michael Burton | 1 | -2 | -2.0 | -2 | 0 |
| TOTAL | 28 | 307 | 11.0 | 41T | 4 |

| TOP DEFENSE | TOT | SOLO | AST | SCK | YDS | INT |
|-------------------|-----|------|-----|-----|-----|-----|
| Ja'Quan McMillian | 9 | 5 | 4 | 0.0 | 0.0 | 0 |
| Nik Bonitto | 7 | 4 | 3 | 2.0 | 7.0 | 0 |
| Riley Moss | 6 | 6 | 0 | 0.0 | 0.0 | 0 |

| FIELD GOALS | FGM/FGA | PERCENT | RESULTS |
|-------------|---------|---------|---------|
| Wil Lutz | 1-1 | 100.0 | 45G |
| TOTAL | 1-1 | 100.0 | |

Team Statistics

| | Falcons | Broncos |
|------------------------------|----------|----------|
| First Downs | 13 | 22 |
| 3rd-Down Eff. (Made/Att/Pct) | 4/13/31% | 6/11/55% |
| 4th-Down Eff. (Made/Att/Pct) | 2/2/100% | 1/1/100% |
| Total Net Yards | 226 | 400 |
| Total Plays | 56 | 60 |
| Yards Per Play | 4.0 | 6.7 |
| Rushes/Net Yards | 21/50 | 26/105 |
| Net Passing | 176 | 295 |
| Pass Attempts/Completions | 31/20 | 33/28 |
| Had Intercepted | 1 | 0 |
| Sacked/Yards Lost | 4/21 | 1/12 |
| Punts/Average | 5/50.0 | 3/45.0 |
| Penalties/Yards | 6/52 | 4/45 |
| Fumbles/Lost | 1/0 | 1/0 |
| Possession Time | 29:55 | 30:05 |





29

WEEK 12

Denver Broncos 29, Las Vegas Raiders 19
62,460 Allegiant Stadium Nov 24, 2024



19

| | | | | | | |
|-------------------|---|----|---|----|---|----|
| Denver Broncos | 3 | 6 | 7 | 13 | - | 29 |
| Las Vegas Raiders | 0 | 13 | 0 | 6 | - | 19 |

The Denver Broncos went on the road and defeated the Las Vegas Raiders by the score of 29-19 to sweep the Silver and Black for the first time since 2014. Denver's offense was led by QB Bo Nix and WR Courtland Sutton, as the duo connected on a pair of touchdown passes to help elevated the Broncos over the Raiders. Sutton eclipsed the 5,000 career receiving mark in the game while Nix became just the second rookie QB to throw for eight touchdowns and no interceptions in a three game span.

WR Devaughn Vele also joined in on the action in the game, totaling a career high with 80 receiving yards on six receptions (13.3 avg.) in the contest.

K Wil Lutz also had a career game, tying his career high with five field goals, including two from over 50 yards out. It is the first time in his career that he recorded multiple 50-yard field goal makes in a single game.

Defensively, the Broncos brought the heat on the quarterback, sacking the Raiders five times. It was Denver's fourth game of the season with at least five sacks, the most games they've had in a season since 2012 (4).

OLB Nik Bonitto reached the double digit mark in sacks on the season in the game, becoming the first Bronco since 2018 to reach that mark. S Brandon Jones also recorded his second interception of the season while DT Malcolm Roach recovered a fumble forced by Bonitto.

The game got off to a slow start as both teams would punt, but the Broncos would get on the board on their second drive of the game. Lutz would give Denver a 3-0 lead after the offense drove down the field, going 47 yards on eight plays.

The Raiders would answer back though, helped by a 59-yard kickoff return by RB Dylan Laube. Raiders QB Gardner Minshew would connect with RB Ameer Abdullah for a six-yard score to give Las Vegas a 7-3 lead.

The teams would trade punts and field goals the remainder of the half and go into the break with Las Vegas up 13-9.

The Broncos would take the lead for good though in the third quarter, as Nix would find Sutton for a jump ball in the end zone on their second drive of the half to go up 16-13. Jones' interception helped set up the Broncos at the Raiders' 18-yard line.

Another touchdown by Sutton, his 29th of his career-helping him eclipse WR Emmanuel Sanders for the 12th-most receiving touchdowns in team history-would help give Denver a 26-16 lead. A pair of field goals by both teams would increase the score to 29-19, where the game would end and help give the Broncos a 2-2 record in the division.

OFFICIALS: Referee: Ronald Torbert (62), **Umpire:** Barry Anderson (20), **Down Judge:** Frank LeBlanc (44), **Line Judge:** Brian Bolinger (40), **Field Judge:** Ryan Dickson (25), **Side Judge:** Keith Washington (7), **Back Judge:** Tony Josselyn (67), **Replay Official:** Mike Chase, **Replay Assistant:** Jamie Tuss

LAS VEGAS RAIDERS (HEAD COACH: ANTONIO PIERCE)

| OFFENSE | | | DEFENSE | | |
|---------|----|-------------------|---------|----|---------------|
| WR | 19 | D. Turner | DE | 98 | M. Crosby |
| LT | 74 | K. Miller | DT | 69 | A. Butler |
| LG | 61 | J. Meredith | DT | 95 | J. Jenkins |
| C | 58 | J. Powers-Johnson | DT | 96 | J. Laulu |
| RG | 66 | D. Parham | LB | 5 | D. Deablo |
| RT | 71 | D. Glaze | LB | 41 | R. Spillane |
| TE | 89 | B. Bowers | CB | 18 | J. Jones |
| TE | 87 | M. Mayer | CB | 25 | D. Richardson |
| WR | 16 | J. Meyers | S | 7 | T. Moehrig |
| QB | 15 | G. Minshew II | S | 20 | I. Pola-Mao |
| RB | 8 | A. Abdullah | S | 34 | T. Harper |

DENVER BRONCOS (HEAD COACH: SEAN PAYTON)

| OFFENSE | | | DEFENSE | | |
|---------|----|---------------|---------|----|-------------------|
| WR | 14 | C. Sutton | DE | 97 | M. Roach |
| LT | 72 | G. Bolles | NT | 93 | D. Jones |
| LG | 74 | B. Powers | DE | 98 | J. Franklin-Myers |
| C | 60 | L. Wattenberg | SLB | 0 | J. Cooper |
| RG | 77 | Q. Meinerz | WLB | 15 | N. Bonitto |
| RT | 69 | M. McGlinchey | ILB | 55 | C. Barton |
| TE | 45 | N. Adkins | CB | 2 | P. Surtain II |
| WR | 17 | D. Vele | CB | 21 | R. Moss |
| WR | 16 | T. Franklin | NCB | 29 | J. McMillian |
| RB | 33 | J. Williams | S | 6 | P. Locke |
| QB | 10 | B. Nix | S | 22 | B. Jones |

DENVER BRONCOS

| PASSING | ATT | CP | YDS | SK/YD | TD | LG | INT | RTG |
|--------------|-----------|-----------|------------|-------------|----------|-----------|----------|-------------|
| Bo Nix | 42 | 25 | 273 | 1/11 | 2 | 37 | 0 | 94.6 |
| TOTAL | 42 | 25 | 273 | 1/11 | 2 | 37 | 0 | 94.6 |

| RUSHING | ATT | YDS | AVG | LG | TD |
|-------------------|-----------|-----------|------------|-----------|----------|
| Jaleel McLaughlin | 7 | 44 | 6.3 | 18 | 0 |
| Audric Estime | 3 | 15 | 5.0 | 9 | 0 |
| Bo Nix | 1 | 5 | 5.0 | 5 | 0 |
| Michael Burton | 1 | 3 | 3.0 | 3 | 0 |
| Javonte Williams | 8 | -2 | -0.3 | 7 | 0 |
| Marvin Mims Jr. | 2 | -2 | -1.0 | 3 | 0 |
| TOTAL | 22 | 63 | 2.9 | 18 | 0 |

| RECEIVING | NO | YDS | AVG | LG | TD |
|---------------------|-----------|------------|-------------|-----------|----------|
| Courtland Sutton | 8 | 97 | 12.1 | 19 | 2 |
| Devaughn Vele | 6 | 80 | 13.3 | 24 | 0 |
| Marvin Mims Jr. | 3 | 44 | 14.7 | 37 | 0 |
| Troy Franklin | 2 | 31 | 15.5 | 26 | 0 |
| Javonte Williams | 2 | 6 | 3.0 | 5 | 0 |
| Lil'Jordan Humphrey | 2 | 4 | 2.0 | 2 | 0 |
| Michael Burton | 1 | 8 | 8.0 | 8 | 0 |
| Adam Trautman | 1 | 3 | 3.0 | 3 | 0 |
| TOTAL | 25 | 273 | 10.9 | 37 | 2 |

| TOP DEFENSE | TOT | SOLO | AST | SCK | YDS | INT |
|-------------------|-----|------|-----|-----|-----|-----|
| Cody Barton | 6 | 5 | 1 | 0.5 | 2.5 | 0 |
| P.J. Locke | 6 | 5 | 1 | 0.0 | 0.0 | 0 |
| Ja'Quan McMillian | 6 | 5 | 1 | 0.0 | 0.0 | 0 |

| FIELD GOALS | FGM/FGA | PERCENT | RESULTS |
|--------------|------------|--------------|-------------------------|
| Wil Lutz | 5-5 | 100.0 | 38G, 53G, 54G, 45G, 33G |
| TOTAL | 5-5 | 100.0 | |

LAS VEGAS RAIDERS

| PASSING | ATT | CP | YDS | SK/YD | TD | LG | INT | RTG |
|--------------------|-----------|-----------|------------|-------------|----------|-----------|----------|-------------|
| Gardner Minshew II | 42 | 25 | 230 | 3/12 | 1 | 25 | 1 | 72.5 |
| Desmond Ridder | 10 | 5 | 64 | 2/16 | 0 | 28 | 0 | 70.4 |
| AJ Cole | 1 | 1 | 34 | 0/0 | 0 | 34 | 0 | 118.8 |
| TOTAL | 53 | 31 | 328 | 5/28 | 1 | 34 | 1 | 75.0 |

| RUSHING | ATT | YDS | AVG | LG | TD |
|--------------------|-----------|-----------|------------|-----------|----------|
| Sincere McCormick | 5 | 33 | 6.6 | 19 | 0 |
| Ameer Abdullah | 8 | 28 | 3.5 | 5 | 0 |
| Gardner Minshew II | 2 | 5 | 2.5 | 5 | 0 |
| Desmond Ridder | 1 | 3 | 3.0 | 3 | 0 |
| TOTAL | 16 | 69 | 4.3 | 19 | 0 |

| RECEIVING | NO | YDS | AVG | LG | TD |
|----------------|-----------|------------|-------------|-----------|----------|
| Jakobi Meyers | 10 | 121 | 12.1 | 25 | 0 |
| Tre Tucker | 7 | 82 | 11.7 | 28 | 0 |
| Ameer Abdullah | 5 | 37 | 7.4 | 13 | 1 |
| Brock Bowers | 4 | 38 | 9.5 | 13 | 0 |
| Michael Mayer | 2 | 11 | 5.5 | 9 | 0 |
| DJ Turner | 2 | 5 | 2.5 | 4 | 0 |
| Divine Deablo | 1 | 34 | 34.0 | 34 | 0 |
| TOTAL | 31 | 328 | 10.6 | 34 | 1 |

| TOP DEFENSE | TOT | SOLO | AST | SCK | YDS | INT |
|-----------------------|-----|------|-----|-----|-----|-----|
| Decamerion Richardson | 8 | 5 | 3 | 0.0 | 0.0 | 0 |
| Jack Jones | 7 | 7 | 0 | 0.0 | 0.0 | 0 |
| Isaiah Pola-Mao | 6 | 3 | 3 | 0.0 | 0.0 | 0 |

| FIELD GOALS | FGM/FGA | PERCENT | RESULTS |
|----------------|------------|--------------|--------------------|
| Daniel Carlson | 4-4 | 100.0 | 34G, 34G, 53G, 22G |
| TOTAL | 4-4 | 100.0 | |

Team Statistics

| | Broncos | Raiders |
|------------------------------|----------|----------|
| First Downs | 19 | 21 |
| 3rd-Down Eff. (Made/Att/Pct) | 6/15/40% | 4/14/29% |
| 4th-Down Eff. (Made/Att/Pct) | 0/0/0% | 2/2/100% |
| Total Net Yards | 325 | 369 |
| Total Plays | 65 | 74 |
| Yards Per Play | 5.0 | 5.0 |
| Rushes/Net Yards | 22/63 | 16/69 |
| Net Passing | 262 | 300 |
| Pass Attempts/Completions | 42/25 | 53/31 |
| Had Intercepted | 0 | 1 |
| Sacked/Yards Lost | 1/11 | 5/28 |
| Punts/Average | 4/48.0 | 4/47.5 |
| Penalties/Yards | 6/58 | 4/44 |
| Fumbles/Lost | 0/0 | 2/1 |
| Possession Time | 31:11 | 28:49 |





32

WEEK 13

Cleveland Browns 32, Denver Broncos 41

68,306 Empower Field at Mile High Dec 2, 2024



41

| | | | | | |
|------------------|---|----|----|----|----|
| Cleveland Browns | 7 | 10 | 8 | 7 | 32 |
| Denver Broncos | 7 | 14 | 10 | 10 | 41 |

Their second primetime game of the season, the Denver Broncos picked up their third straight win after defeating the Cleveland Browns 41-32 on Monday Night Football.

Denver's 41 points marked the team's highest scoring output in a game since 2018, when the club scored 45 points at Ari. (10/18). It was also the most points scored against an AFC team by the Broncos since they totaled 47 points against Oakland in 2014 (12/28).

The Broncos had two receivers reach 100 yards on the night, with WR Courtland Sutton totaling 102 yards and WR Marvin Mims Jr. tallying 105 yards. QB Bo Nix also had another solid outing, completing 18-of-35 passes for 294 yards with one touchdown and two interceptions (65.7 rtg.).

Denver's defense also contributed to the scoresheet, returning two of their three interceptions to the end zone for pick sixes. It was the first time the Broncos tallied multiple interception returns for touchdowns in a single game since the Arizona matchup in 2018.

OLB Nik Bonitto and CB Ja'Quan McMillian both intercepted passes for scores off of Browns QB Jameis Winston while ILB Cody Barton helped clinch the win with a last second pick. Bonitto also got on the stat sheet with his 11th sack of the season while OLBs Jonathon Cooper and Jonah Elliss also got to the Cleveland signal caller.

The Broncos got on the scoreboard first as Nix helped lead a 12-play, 63-yard drive that ended with a RB Javonte Williams two-yard score. It was the seventh time this season that Denver got the first score of the game.

The Browns would respond with 10 points of their own, but that lead would not last as Denver would reach the end zone later in the second frame to take a 14-10 lead with FB Michael Burton's first score as a Bronco. With the extra point, K Will Lutz also reached 1,000 career points in his 127th game, becoming the fifth-fastest player in NFL history to reach that mark.

The half would extra with frantic plays, as Bonitto would return an interception 71 yards for the touchdown to make it 21-10, but would end after a Browns touchdown made it 21-17.

The teams would trade jabs again in the third, as Nix found Mims on a beautiful throw and catch of 93 yards to make it 28-17, but Cleveland would respond with a 70-yard score of their own to bring it back to 28-25.

A Broncos field goal would extend the lead, but Cleveland would get the slight advantage after another touchdown in the fourth quarter to make it 32-31. A Broncos field goal made it 34-32 with just over 2 minutes left, but another pick six by the Browns would help seal the win as McMillian returned it 44 yards for the score and the 41-32 lead.

CLEVELAND BROWNS (HEAD COACH: KEVIN STEFANSKI)

| OFFENSE | | DEFENSE | |
|---------|------------|---------|----------------|
| WR 3 | J. Jeudy | DE 95 | M. Garrett |
| WR 8 | E. Moore | DE 54 | O. Okoronkwo |
| TE 88 | J. Akins | DT 93 | S. Harris |
| TE 85 | D. Njoku | DT 94 | D. Tomlinson |
| C 55 | E. Pocic | LB 30 | D. Bush |
| QB 5 | J. Winston | LB 58 | J. Hicks |
| RB 24 | N. Chubb | LB 43 | M. Diabate |
| | | CB 21 | D. Ward |
| | | CB 23 | M. Emerson Jr. |
| | | S 9 | G. Delpit |
| | | S 33 | R. Hickman |

DENVER BRONCOS (HEAD COACH: SEAN PAYTON)

| OFFENSE | | DEFENSE | |
|---------|---------------|---------|-------------------|
| WR 14 | C. Sutton | DE 97 | M. Roach |
| LT 72 | G. Bolles | NT 93 | D. Jones |
| LG 74 | B. Powers | DE 98 | J. Franklin-Myers |
| C 60 | L. Wattenberg | SLB 0 | J. Cooper |
| RG 77 | Q. Meinerz | WLB 15 | N. Bonitto |
| RT 69 | M. McGlinchey | ILB 55 | C. Barton |
| TE 82 | A. Trautman | ILB 40 | J. Strnad |
| WR 84 | L. Humphrey | CB 2 | P. Surtain II |
| FB 20 | M. Burton | CB 39 | L. Wallace |
| RB 33 | J. Williams | S 6 | P. Locke |
| QB 10 | B. Nix | S 22 | B. Jones |

OFFICIALS: Referee: John Hussey (35), Umpire: Tony Michalek (115), Down Judge: Max Causey (21), Line Judge: Carl Johnson (101), Field Judge: Anthony Flemming (90), Side Judge: Allen Baynes (56), Back Judge: Matt Edwards (96), Replay Official: Andrew Lambert, Replay Assistant: Sebrina Brunson

CLEVELAND BROWNS

| PASSING | ATT | CP | YDS | SK/YD | TD | LG | INT | RTG |
|----------------|-----|----|-----|-------|----|-----|-----|------|
| Jameis Winston | 58 | 34 | 497 | 3/22 | 4 | 70t | 3 | 88.1 |
| TOTAL | 58 | 34 | 497 | 3/22 | 4 | 70T | 3 | 88.1 |

| RUSHING | ATT | YDS | AVG | LG | TD |
|----------------|-----|-----|-----|----|----|
| Jerome Ford | 9 | 41 | 4.6 | 21 | 0 |
| Nick Chubb | 9 | 21 | 2.3 | 10 | 0 |
| Jameis Winston | 3 | 11 | 3.7 | 6 | 0 |
| Kadarius Toney | 1 | 3 | 3.0 | 3 | 0 |
| Elijah Moore | 1 | 1 | 1.0 | 1 | 0 |
| TOTAL | 23 | 77 | 3.3 | 21 | 0 |

| RECEIVING | NO | YDS | AVG | LG | TD |
|------------------|----|-----|------|-----|----|
| Jerry Jeudy | 9 | 235 | 26.1 | 70t | 1 |
| David Njoku | 9 | 52 | 5.8 | 13 | 2 |
| Elijah Moore | 8 | 111 | 13.9 | 44 | 0 |
| Michael Woods II | 3 | 43 | 14.3 | 16 | 0 |
| Nick Chubb | 2 | 24 | 12.0 | 19 | 1 |
| Jamari Thrash | 2 | 11 | 5.5 | 8 | 0 |
| Jerome Ford | 1 | 21 | 21.0 | 21 | 0 |
| TOTAL | 34 | 497 | 14.6 | 70T | 4 |

| TOP DEFENSE | TOT | SOLO | AST | SCK | YDS | INT |
|--------------------|-----|------|-----|-----|-----|-----|
| Jordan Hicks | 12 | 5 | 7 | 0.0 | 0.0 | 0 |
| Grant Delpit | 6 | 5 | 1 | 0.0 | 0.0 | 0 |
| Martin Emerson Jr. | 6 | 5 | 1 | 0.0 | 0.0 | 0 |

| FIELD GOALS | FGM/FGA | PERCENT | RESULTS |
|----------------|---------|---------|-----------|
| Dustin Hopkins | 1-2 | 50.0 | 47WL, 45G |
| TOTAL | 1-2 | 50.0 | |

DENVER BRONCOS

| PASSING | ATT | CP | YDS | SK/YD | TD | LG | INT | RTG |
|---------|-----|----|-----|-------|----|-----|-----|------|
| Bo Nix | 35 | 18 | 294 | 0/0 | 1 | 93t | 2 | 65.7 |
| TOTAL | 35 | 18 | 294 | 0/0 | 1 | 93T | 2 | 65.7 |

| RUSHING | ATT | YDS | AVG | LG | TD |
|-------------------|-----|-----|-----|----|----|
| Jaleel McLaughlin | 14 | 84 | 6.0 | 18 | 0 |
| Audric Estime | 3 | 12 | 4.0 | 8 | 0 |
| Bo Nix | 3 | 4 | 1.3 | 6 | 0 |
| Marvin Mims Jr. | 1 | 4 | 4.0 | 4 | 0 |
| Javonte Williams | 4 | 1 | 0.3 | 2t | 1 |
| Michael Burton | 1 | 1 | 1.0 | 1t | 1 |
| TOTAL | 26 | 106 | 4.1 | 18 | 2 |

| RECEIVING | NO | YDS | AVG | LG | TD |
|-------------------|----|-----|------|-----|----|
| Courtland Sutton | 6 | 102 | 17.0 | 32 | 0 |
| Marvin Mims Jr. | 3 | 105 | 35.0 | 93t | 1 |
| Lucas Krull | 3 | 24 | 8.0 | 12 | 0 |
| Troy Franklin | 2 | 28 | 14.0 | 23 | 0 |
| Nate Adkins | 1 | 16 | 16.0 | 16 | 0 |
| Devaughn Vele | 1 | 16 | 16.0 | 16 | 0 |
| Javonte Williams | 1 | 3 | 3.0 | 3 | 0 |
| Jaleel McLaughlin | 1 | 0 | 0.0 | 0 | 0 |
| TOTAL | 18 | 294 | 16.3 | 93T | 1 |

| TOP DEFENSE | TOT | SOLO | AST | SCK | YDS | INT |
|--------------|-----|------|-----|-----|-----|-----|
| Cody Barton | 8 | 5 | 3 | 0.0 | 0.0 | 1 |
| Levi Wallace | 8 | 5 | 3 | 0.0 | 0.0 | 0 |
| P.J. Locke | 6 | 5 | 1 | 0.0 | 0.0 | 0 |

| FIELD GOALS | FGM/FGA | PERCENT | RESULTS |
|-------------|---------|---------|----------|
| Wil Lutz | 2-2 | 100.0 | 36G, 27G |
| TOTAL | 2-2 | 100.0 | |

Team Statistics

| | Browns | Broncos |
|------------------------------|----------|----------|
| First Downs | 28 | 19 |
| 3rd-Down Eff. (Made/Att/Pct) | 9/19/47% | 6/13/46% |
| 4th-Down Eff. (Made/Att/Pct) | 2/2/100% | 0/0/0% |
| Total Net Yards | 552 | 400 |
| Total Plays | 84 | 61 |
| Yards Per Play | 6.6 | 6.6 |
| Rushes/Net Yards | 23/77 | 26/106 |
| Net Passing | 475 | 294 |
| Pass Attempts/Completions | 58/34 | 35/18 |
| Had Intercepted | 3 | 2 |
| Sacked/Yards Lost | 3/22 | 0/0 |
| Punts/Average | 6/52.0 | 5/51.2 |
| Penalties/Yards | 5/46 | 4/57 |
| Fumbles/Lost | 0/0 | 0/0 |
| Possession Time | 32:10 | 27:50 |





WEEK 14

Indianapolis Colts 13, Denver Broncos 31

76,496 Empower Field at Mile High Dec 15, 2024



| | | | | | | |
|--------------------|---|---|---|----|---|----|
| Indianapolis Colts | 7 | 6 | 0 | 0 | - | 13 |
| Denver Broncos | 0 | 7 | 3 | 21 | - | 31 |

The Broncos kept their win streak alive after the Bye Week when they defeated the Indianapolis Colts at Empower Field at Mile High by the score of 31-13. Their ninth win of the year. Denver officially clinched their first winning season since 2016.

Their eighth game this season scoring at least 21 points, the Broncos won by double digits for the seventh time this season, which was the most by any NFL team at the time. Denver also recorded their 10th game of the year allowing fewer than 20 points, totaling an 8-2 record in those contests.

OLB Nik Bonitto tallied his second defensive touchdown in as many games, becoming the second player in team history to record defensive scores in back-to-back games. Only Broncos Ring of Fame S Billy Thompson reached the end zone on defensive plays in consecutive games.

On the offensive side of the ball, WR Courtland Sutton reached the 30 touchdown reception mark, becoming the 12th player in team history to do so. TE Nate Adkins also picked up his third touchdown catch, which is tied for the third most in team history by an undrafted tight end.

The Colts came out hot, going 70 yards on their first drive to pick up the quick score with an Anthony Richardson 23-yard run. They would expand upon that lead in the second quarter with a K Matt Gay 37-yard field goal to take a 10-0 lead.

The Broncos would answer back though, as TE Adam Trautman would catch the 13-yard pass from QB Bo Nix to make the score 10-7. It was Trautman's second score of the season and ninth of his career.

Indianapolis would get back on the board though before half, as a 49-yard field goal with six seconds remaining would increase the lead to 13-7 in the Colts' favor at the break.

Denver would catch a break coming out of the half, as what was ruled a touchdown by Indianapolis on their first drive of the third quarter was overturned due to the runner losing possession of the ball before crossing the goal line.

The Broncos would get a field goal later in the quarter to make it 13-10 before a WR Marvin Mims' 61-yard punt return helped set up the go-ahead score early between Nix and Adkins in the fourth. Mims' 97-yard punt return yards in the game were the most by a Bronco in a contest since 2013 (Trindon Holliday).

The Broncos would start to expand upon their lead as the next drive by Indianapolis would be the nail in the coffin. Bonitto would get between the backwards pass intended for Richardson and return the ball 50-yards for the Broncos touchdown to make it 24-13.

One more score, this time a 20-yard connection between Nix and Sutton, would help clinch the game and finish the scoring at 31-13 in the Broncos' favor.

INDIANAPOLIS COLTS (HEAD COACH: SHANE STEICHEN)

| OFFENSE | | DEFENSE | |
|---------|----------------|---------|---------------|
| LT 79 | B. Raimann | DE 54 | D. Odeyingbo |
| LG 56 | Q. Nelson | DT 99 | D. Buckner |
| C 63 | D. Pinter | NT 90 | G. Stewart |
| RG 64 | M. Glowinski | DE 51 | K. Paye |
| RT 71 | M. Goncalves | WLB 45 | E. Speed |
| TE 85 | D. Ogletree | MLB 44 | Z. Franklin |
| WR 1 | J. Downs | CB 40 | J. Jones |
| WR 14 | A. Pierce | CB 23 | K. Moore II |
| WR 11 | M. Pittman Jr. | CB 33 | S. Womack III |
| QB 5 | A. Richardson | FS 32 | J. Blackmon |
| RB 28 | J. Taylor | SS 20 | N. Cross |

DENVER BRONCOS (HEAD COACH: SEAN PAYTON)

| OFFENSE | | DEFENSE | |
|---------|---------------|---------|-------------------|
| WR 14 | C. Sutton | DE 99 | Z. Allen |
| LT 72 | G. Bolles | NT 93 | D. Jones |
| LG 74 | B. Powers | DE 98 | J. Franklin-Myers |
| C 60 | L. Wattenberg | SLB 0 | J. Cooper |
| RG 77 | Q. Meinerz | WLB 15 | N. Bonitto |
| RT 69 | M. McGlinchey | ILB 55 | C. Barton |
| TE 45 | N. Adkins | ILB 40 | J. Strnad |
| WR 16 | T. Franklin | CB 2 | P. Surtain II |
| WR 17 | D. Veale | CB 31 | K. Abrams-Draine |
| RB 38 | J. McLaughlin | NCB 29 | J. McMillian |
| QB 10 | B. Nix | S 6 | P. Locke |

OFFICIALS: Referee: Carl Cheffers (51), Umpire: Brandon Cruise (22), Down Judge: Mike Carr (63), Line Judge: Tripp Sutter (37), Field Judge: Eugene Hall (103), Side Judge: Nathan Jones (33), Back Judge: Martin Hankins (133), Replay Official: Kirt Shay, Replay Assistant: Brian Davies

INDIANAPOLIS COLTS

| PASSING | ATT | CP | YDS | SK/YD | TD | LG | INT | RTG |
|--------------------|-----|----|-----|-------|----|----|-----|------|
| Anthony Richardson | 38 | 17 | 172 | 2/11 | 0 | 23 | 2 | 36.3 |
| TOTAL | 38 | 17 | 172 | 2/11 | 0 | 23 | 2 | 36.3 |

| RUSHING | ATT | YDS | AVG | LG | TD |
|--------------------|-----|-----|-------|-----|----|
| Jonathan Taylor | 22 | 107 | 4.9 | 40 | 0 |
| Anthony Richardson | 7 | 46 | 6.6 | 23t | 1 |
| Tyler Goodson | 1 | 3 | 3.0 | 3 | 0 |
| Trey Sermon | 1 | 3 | 3.0 | 3 | 0 |
| Adonai Mitchell | 1 | -10 | -10.0 | -10 | 0 |
| TOTAL | 32 | 149 | 4.7 | 40 | 1 |

| RECEIVING | NO | YDS | AVG | LG | TD |
|---------------------|----|-----|------|----|----|
| Michael Pittman Jr. | 6 | 58 | 9.7 | 17 | 0 |
| Kylen Granson | 3 | 47 | 15.7 | 18 | 0 |
| Josh Downs | 3 | 32 | 10.7 | 22 | 0 |
| Trey Sermon | 2 | 9 | 4.5 | 5 | 0 |
| Anthony Gould | 1 | 23 | 23.0 | 23 | 0 |
| Jonathan Taylor | 1 | 4 | 4.0 | 4 | 0 |
| Anthony Richardson | 1 | -1 | -1.0 | -1 | 0 |
| TOTAL | 17 | 172 | 10.1 | 23 | 0 |

| TOP DEFENSE | TOT | SOLO | AST | SCK | YDS | INT |
|----------------|-----|------|-----|-----|-----|-----|
| E.J. Speed | 13 | 7 | 6 | 0.0 | 0.0 | 0 |
| Zaire Franklin | 9 | 6 | 3 | 0.0 | 0.0 | 1 |
| Grover Stewart | 5 | 3 | 2 | 0.0 | 0.0 | 0 |

| FIELD GOALS | FGM/FGA | PERCENT | RESULTS |
|-------------|---------|---------|----------|
| Matt Gay | 2-2 | 100.0 | 37G, 49G |
| TOTAL | 2-2 | 100.0 | |

DENVER BRONCOS

| PASSING | ATT | CP | YDS | SK/YD | TD | LG | INT | RTG |
|---------|-----|----|-----|-------|----|-----|-----|------|
| Bo Nix | 33 | 20 | 130 | 1/9 | 3 | 20t | 3 | 61.4 |
| TOTAL | 33 | 20 | 130 | 1/9 | 3 | 20t | 3 | 61.4 |

| RUSHING | ATT | YDS | AVG | LG | TD |
|-------------------|-----|-----|-----|----|----|
| Bo Nix | 8 | 23 | 2.9 | 16 | 0 |
| Jaleel McLaughlin | 7 | 21 | 3.0 | 12 | 0 |
| Javonte Williams | 6 | 15 | 2.5 | 4 | 0 |
| Audric Estime | 5 | 13 | 2.6 | 6 | 0 |
| Marvin Mims Jr. | 1 | 0 | 0.0 | 0 | 0 |
| TOTAL | 27 | 72 | 2.7 | 16 | 0 |

| RECEIVING | NO | YDS | AVG | LG | TD |
|-------------------|----|-----|------|-----|----|
| Marvin Mims Jr. | 4 | 20 | 5.0 | 11 | 0 |
| Courtland Sutton | 3 | 32 | 10.7 | 20t | 1 |
| Jaleel McLaughlin | 3 | 13 | 4.3 | 6 | 0 |
| Adam Trautman | 2 | 20 | 10.0 | 13t | 1 |
| Troy Franklin | 2 | 9 | 4.5 | 6 | 0 |
| Lucas Krull | 2 | 8 | 4.0 | 8 | 0 |
| Javonte Williams | 2 | 8 | 4.0 | 9 | 0 |
| Nate Adkins | 1 | 15 | 15.0 | 15t | 1 |
| Audric Estime | 1 | 5 | 5.0 | 5 | 0 |
| TOTAL | 20 | 130 | 6.5 | 20t | 3 |

| TOP DEFENSE | TOT | SOLO | AST | SCK | YDS | INT |
|---------------|-----|------|-----|-----|-----|-----|
| Brandon Jones | 9 | 8 | 1 | 0.0 | 0.0 | 1 |
| Justin Strnad | 9 | 2 | 7 | 0.0 | 0.0 | 0 |
| Cody Barton | 8 | 4 | 4 | 0.0 | 0.0 | 0 |

| FIELD GOALS | FGM/FGA | PERCENT | RESULTS |
|-------------|---------|---------|---------|
| Wil Lutz | 1-1 | 100.0 | 44G |
| TOTAL | 1-1 | 100.0 | |

Team Statistics

| | Colts | Broncos |
|------------------------------|----------|----------|
| First Downs | 18 | 13 |
| 3rd-Down Eff. (Made/Att/Pct) | 4/15/27% | 6/17/35% |
| 4th-Down Eff. (Made/Att/Pct) | 2/4/50% | 0/0/0% |
| Total Net Yards | 310 | 193 |
| Total Plays | 72 | 61 |
| Yards Per Play | 4.3 | 3.2 |
| Rushes/Net Yards | 32/149 | 27/72 |
| Net Passing | 161 | 121 |
| Pass Attempts/Completions | 38/17 | 33/20 |
| Had Intercepted | 2 | 3 |
| Sacked/Yards Lost | 2/11 | 1/9 |
| Punts/Average | 5/51.8 | 6/47.8 |
| Penalties/Yards | 8/69 | 6/58 |
| Fumbles/Lost | 3/3 | 0/0 |
| Possession Time | 31:32 | 28:28 |





**LAST GAME
PLAY-BY-PLAY**

National Football League Game Summary

NFL Copyright © 2024 by The National Football League. All rights reserved. This summary and play-by-play is for the express purpose of assisting media in their coverage of the game; any other use of this material is prohibited without the written permission of the National Football League.

Date: Sunday, 12/15/2024

Indianapolis Colts at Denver Broncos

Start Time: 2:25 PM MST

at Empower Field at Mile High, Denver, CO

Game Day Weather

Game Weather: Sunny and clear but winds in the 15-20 with gusts up to 30-35, temperatures falling throughout to mid 40s by end of game

Temp: 55° F (12.8° C) Humidity: 13%, Wind: SE 15 mph

Open Stadium on Natural Grass

Outdoor Weather: Clear

Officials

Referee: Cheffers, Carl (51)
Line Judge: Sutter, Tripp (37)
Back Judge: Hankins, Martin (133)

Umpire: Cruse, Brandon (22)
Field Judge: Hall, Eugene (103)
Replay Official: Shay, Kirt (0)

Down Judge: Carr, Mike (63)
Side Judge: Jones, Nathan (42)

Lineups

Indianapolis Colts

| Offense | | Defense | |
|---------|----------------|---------|----------------|
| WR | 14 A.Pierce | DE | 51 K.Paye |
| WR | 11 M.Pittman | NT | 90 G.Stewart |
| LT | 79 B.Raimann | DT | 99 D.Buckner |
| LG | 56 Q.Nelson | DE | 54 D.Odeyingbo |
| C | 63 D.Pinter | LB | 45 E.Speed |
| RG | 64 M.Glowinski | LB | 44 Z.Franklin |
| RT | 71 M.Goncalves | CB | 23 K.Moore |
| TE | 85 A.Ogletree | CB | 33 S.Womack |
| WR | 1 J.Downs | CB | 40 J.Jones |
| QB | 5 A.Richardson | S | 20 N.Cross |
| RB | 28 J.Taylor | FS | 32 J.Blackmon |

Denver Broncos

| Offense | | Defense | |
|---------|-----------------|---------|---------------------|
| WR | 14 C.Sutton | WLB | 15 N.Bonitto |
| TE | 45 N.Adkins | DE | 99 Z.Allen |
| LT | 72 G.Bolles | DT | 93 D.Jones |
| LG | 74 B.Powers | DT | 98 J.Franklin-Myers |
| C | 60 L.Wattenberg | SLB | 0 J.Cooper |
| RG | 77 Q.Meinerz | ILB | 40 J.Strnad |
| RT | 69 M.McGlinchey | ILB | 55 C.Barton |
| WR | 16 T.Franklin | LCB | 2 P.Surtain |
| WR | 17 D.Vele | CB | 31 K.Abrams-Draine |
| QB | 10 B.Nix | CB | 29 J.McMillian |
| RB | 38 J.McLaughlin | S | 6 P.Locke |

Substitutions

WR 6 A.Gould, K 7 M.Gay, P 8 R.Sanchez, WR 10 A.Mitchell, S 25 R.Thomas, RB 27 T.Sermon, RB 31 T.Goodson, CB 34 Da.Long, CB 35 C.Lammons, LB 41 G.Stuard, LS 46 L.Rhodes, S 48 R.Harrison, LB 50 S.Olubi, LB 59 C.McGrone, G 60 T.Bortolini, G 68 D.Tucker, T 73 B.Freeland, TE 81 M.Alie-Cox, TE 83 K.Granson, TE 86 W.Mallory, DE 94 T.Lewis, DT 95 A.Adebawore, DT 96 T.Bryan, DE 97 L.Latu, DT 98 R.Davis

Substitutions

CB 1 T.Smith, K 3 W.Lutz, P 9 R.Dixon, WR 19 M.Mims, FB 20 M.Burton, S 22 B.Jones, RB 23 A.Estime, DB 26 D.Key, CB 27 D.Mathis, RB 33 J.Williams, S 34 J.Skinner, CB 35 R.Taylor, LB 41 D.Sanders, ILB 42 Z.Cunningham, LS 48 M.Fraboni, OLB 52 J.Elliss, C 54 A.Forsyth, T 63 A.Palczewski, T 79 M.Peart, TE 82 A.Trautman, WR 84 L.Humphrey, TE 85 L.Krull, OLB 92 D.Tillman, DL 94 J.Jackson, DT 97 M.Roach

Did Not Play

QB 15 J.Flacco

QB 8 J.Stidham

Not Active

3QB 4 S.Ehlinger, WR 16 A.Dulin, S 38 D.Hall, DE 55 I.Land, G 65 A.Mafi

3QB 4 Z.Wilson, CB 21 R.Moss, CB 39 L.Wallace, ILB 56 L.Bailey, G 66 N.Gargiulo, T 73 F.Crum, DL 96 E.Uwazurike

Field Goals (made () & missed)

M.Gay (37) (49)

W.Lutz (44)

| | | 1 | 2 | 3 | 4 | OT | Total |
|----------|--------------------|---|---|---|----|----|-------|
| VISITOR: | Indianapolis Colts | 7 | 6 | 0 | 0 | 0 | 13 |
| HOME: | Denver Broncos | 0 | 7 | 3 | 21 | 0 | 31 |

Scoring Plays

| Team | Qtr | Time | Play Description (Extra Point) (Drive Info) | Visitor | Home |
|---------|-----|-------|--|---------|------|
| Colts | 1 | 10:52 | A.Richardson 23 yd. run (M.Gay kick) (10-70, 4:08) | 7 | 0 |
| Colts | 2 | 14:49 | M.Gay 37 yd. Field Goal (14-52, 7:17) | 10 | 0 |
| Broncos | 2 | 5:29 | A.Trautman 13 yd. pass from B.Nix (W.Lutz kick) (9-54, 4:31) | 10 | 7 |
| Colts | 2 | 0:06 | M.Gay 49 yd. Field Goal (6-15, 1:32) | 13 | 7 |
| Broncos | 3 | 5:18 | W.Lutz 44 yd. Field Goal (4-5, 1:56) | 13 | 10 |
| Broncos | 4 | 13:51 | N.Adkins 15 yd. pass from B.Nix (W.Lutz kick) (2-15, 0:10) | 13 | 17 |
| Broncos | 4 | 12:29 | N.Bonitto 50 yd. fumble return (W.Lutz kick) | 13 | 24 |
| Broncos | 4 | 5:48 | C.Sutton 20 yd. pass from B.Nix (W.Lutz kick) (6-35, 1:51) | 13 | 31 |

National Football League Game Summary

NFL Copyright © 2024 by The National Football League. All rights reserved. This summary and play-by-play is for the express purpose of assisting media in their coverage of the game; any other use of this material is prohibited without the written permission of the National Football League.

Paid Attendance: 76,496

Time: 3:13

Indianapolis Colts vs Denver Broncos
12/15/2024 at Empower Field at Mile High

Final Individual Statistics

Indianapolis Colts

Denver Broncos

| RUSHING | | | | | | RUSHING | | | | | |
|--------------|-----|-----|-------|-----------|----|--------------|-----|-----|-----|----|----|
| | ATT | YDS | AVG | LG | TD | | ATT | YDS | AVG | LG | TD |
| J.Taylor | 22 | 107 | 4.9 | 40 | 0 | B.Nix | 8 | 23 | 2.9 | 16 | 0 |
| A.Richardson | 7 | 46 | 6.6 | 23 | 1 | J.McLaughlin | 7 | 21 | 3.0 | 12 | 0 |
| T.Sermon | 1 | 3 | 3.0 | 3 | 0 | J.Williams | 6 | 15 | 2.5 | 4 | 0 |
| T.Goodson | 1 | 3 | 3.0 | 3 | 0 | A.Estime | 5 | 13 | 2.6 | 6 | 0 |
| A.Mitchell | 1 | -10 | -10.0 | -10 | 0 | M.Mims | 1 | 0 | 0.0 | 0 | 0 |
| Total | 32 | 149 | 4.7 | 40 | 1 | Total | 27 | 72 | 2.7 | 16 | 0 |

| PASSING | | | | | | | | | PASSING | | | | | | | | |
|--------------|-----|-----|-----|-------|----|----|----|------|---------|-----|-----|-----|-------|----|-----------|----|------|
| | ATT | CMP | YDS | SK/YD | TD | LG | IN | RT | | ATT | CMP | YDS | SK/YD | TD | LG | IN | RT |
| A.Richardson | 38 | 17 | 172 | 2/11 | 0 | 23 | 2 | 36.3 | B.Nix | 33 | 20 | 130 | 1/9 | 3 | 20 | 3 | 61.4 |
| Total | 38 | 17 | 172 | 2/11 | 0 | 23 | 2 | 36.3 | Total | 33 | 20 | 130 | 1/9 | 3 | 20 | 3 | 61.4 |

| PASS RECEIVING | | | | | | | | PASS RECEIVING | | | | | | | |
|----------------|-----|-----|-----|------|----|----|--------------|----------------|-----|-----|------|-----------|----|--|--|
| | TAR | REC | YDS | AVG | LG | TD | | TAR | REC | YDS | AVG | LG | TD | | |
| M.Pittman | 9 | 6 | 58 | 9.7 | 17 | 0 | M.Mims | 4 | 4 | 20 | 5.0 | 11 | 0 | | |
| K.Granson | 4 | 3 | 47 | 15.7 | 18 | 0 | C.Sutton | 9 | 3 | 32 | 10.7 | 20 | 1 | | |
| J.Downs | 8 | 3 | 32 | 10.7 | 22 | 0 | J.McLaughlin | 3 | 3 | 13 | 4.3 | 6 | 0 | | |
| T.Sermon | 2 | 2 | 9 | 4.5 | 5 | 0 | A.Trautman | 2 | 2 | 20 | 10.0 | 13 | 1 | | |
| A.Gould | 1 | 1 | 23 | 23.0 | 23 | 0 | T.Franklin | 5 | 2 | 9 | 4.5 | 6 | 0 | | |
| J.Taylor | 2 | 1 | 4 | 4.0 | 4 | 0 | J.Williams | 3 | 2 | 8 | 4.0 | 9 | 0 | | |
| A.Richardson | 1 | 1 | -1 | -1.0 | -1 | 0 | L.Krull | 2 | 2 | 8 | 4.0 | 8 | 0 | | |
| A.Pierce | 4 | 0 | 0 | 0.0 | 0 | 0 | N.Adkins | 1 | 1 | 15 | 15.0 | 15 | 1 | | |
| A.Mitchell | 4 | 0 | 0 | 0.0 | 0 | 0 | A.Estime | 1 | 1 | 5 | 5.0 | 5 | 0 | | |
| W.Mallory | 1 | 0 | 0 | 0.0 | 0 | 0 | L.Humphrey | 1 | 0 | 0 | 0.0 | 0 | 0 | | |
| | | | | | | | D.Vele | 1 | 0 | 0 | 0.0 | 0 | 0 | | |
| Total | 36 | 17 | 172 | 10.1 | 23 | 0 | Total | 32 | 20 | 130 | 6.5 | 20 | 3 | | |

| INTERCEPTIONS | | | | | | | INTERCEPTIONS | | | | | | |
|---------------|----|-----|-----|----|----|-----------|---------------|-----|-----|----|----|--|--|
| | NO | YDS | AVG | LG | TD | | NO | YDS | AVG | LG | TD | | |
| N.Cross | 1 | 5 | 5.0 | 5 | 0 | P.Surtain | 1 | 4 | 4.0 | 4 | 0 | | |
| Z.Franklin | 1 | 4 | 4.0 | 4 | 0 | B.Jones | 1 | 0 | 0.0 | 0 | 0 | | |
| S.Womack | 1 | 0 | 0.0 | 0 | 0 | | | | | | | | |
| Total | 3 | 9 | 3.0 | 5 | 0 | Total | 2 | 4 | 2.0 | 4 | 0 | | |

| PUNTING | | | | | | | | PUNTING | | | | | | | |
|-----------|----|-----|------|------|----|------|----|---------|----|-----|------|------|----|------|----|
| | NO | YDS | AVG | NET | TB | IN20 | LG | | NO | YDS | AVG | NET | TB | IN20 | LG |
| R.Sanchez | 5 | 259 | 51.8 | 32.4 | 0 | 0 | 54 | R.Dixon | 6 | 287 | 47.8 | 35.2 | 2 | 3 | 57 |
| Total | 5 | 259 | 51.8 | 32.4 | 0 | 0 | 54 | Total | 6 | 287 | 47.8 | 35.2 | 2 | 3 | 57 |

| PUNT RETURNS | | | | | | | | PUNT RETURNS | | | | | | | |
|-----------------|----|-----|------|----|----|----|-----------------|--------------|-----|------|----|----|----|--|--|
| | NO | YDS | AVG | FC | LG | TD | | NO | YDS | AVG | FC | LG | TD | | |
| A.Gould | 2 | 36 | 18.0 | 1 | 36 | 0 | M.Mims | 3 | 97 | 32.3 | 1 | 61 | 0 | | |
| [OUT OF BOUNDS] | 1 | 0 | 0.0 | 0 | 0 | 0 | [OUT OF BOUNDS] | 1 | 0 | 0.0 | 0 | 0 | 0 | | |
| [TOUCHBACK] | 2 | 0 | 0.0 | 0 | 0 | 0 | | | | | | | | | |
| Total | 2 | 36 | 18.0 | 1 | 36 | 0 | Total | 3 | 97 | 32.3 | 1 | 61 | 0 | | |

| KICKOFF RETURNS | | | | | | | | KICKOFF RETURNS | | | | | | | |
|-----------------|----|-----|-----|----|----|----|-------------|-----------------|-----|-----|----|----|----|--|--|
| | NO | YDS | AVG | FC | LG | TD | | NO | YDS | AVG | FC | LG | TD | | |
| [TOUCHBACK] | 6 | 0 | 0.0 | 0 | 0 | 0 | [TOUCHBACK] | 4 | 0 | 0.0 | 0 | 0 | 0 | | |
| Total | 0 | 0 | 0.0 | 0 | 0 | 0 | Total | 0 | 0 | 0.0 | 0 | 0 | 0 | | |

Indianapolis Colts

| FUMBLES | FUM | LOST | OWN-REC | YDS | TD | FORCED | OPP-REC | YDS | TD | OUT-BDS |
|------------|-----|------|---------|-----|----|--------|---------|-----|----|---------|
| A.Mitchell | 1 | 1 | 0 | 0 | 0 | 0 | 0 | 0 | 0 | 0 |
| M.Pittman | 1 | 1 | 0 | 0 | 0 | 0 | 0 | 0 | 0 | 0 |
| J.Taylor | 1 | 1 | 0 | 0 | 0 | 0 | 0 | 0 | 0 | 1 |
| Total | 3 | 3 | 0 | 0 | 0 | 0 | 0 | 0 | 0 | 1 |

Denver Broncos

| FUMBLES | FUM | LOST | OWN-REC | YDS | TD | FORCED | OPP-REC | YDS | TD | OUT-BDS |
|-----------|-----|------|---------|-----|----|--------|---------|-----|----|---------|
| N.Bonitto | 0 | 0 | 0 | 0 | 0 | 1 | 1 | 50 | 1 | 0 |
| P.Locke | 0 | 0 | 0 | 0 | 0 | 1 | 0 | 0 | 0 | 0 |
| D.Jones | 0 | 0 | 0 | 0 | 0 | 0 | 1 | 0 | 0 | 0 |
| Total | 0 | 0 | 0 | 0 | 0 | 2 | 2 | 50 | 1 | 0 |

Indianapolis Colts vs Denver Broncos
12/15/2024 at Empower Field at Mile High

Final Team Statistics

| | Visitor Colts | Home Broncos |
|--|------------------|-----------------|
| TOTAL FIRST DOWNS | 18 | 13 |
| By Rushing | 7 | 5 |
| By Passing | 8 | 5 |
| By Penalty | 3 | 3 |
| THIRD DOWN EFFICIENCY | 4-15-26.7% | 6-17-35.3% |
| FOURTH DOWN EFFICIENCY | 2-4-50.0% | 0-0-0.0% |
| TOTAL NET YARDS | 310 | 193 |
| Total Offensive Plays (inc. times thrown passing) | 72 | 61 |
| Average gain per offensive play | 4.3 | 3.2 |
| NET YARDS RUSHING | 149 | 72 |
| Total Rushing Plays | 32 | 27 |
| Average gain per rushing play | 4.7 | 2.7 |
| Tackles for a loss-number and yards | 3-16 | 1-2 |
| NET YARDS PASSING | 161 | 121 |
| Times thrown - yards lost attempting to pass | 2-11 | 1-9 |
| Gross yards passing | 172 | 130 |
| PASS ATTEMPTS-COMPLETIONS-HAD INTERCEPTED | 38-17-2 | 33-20-3 |
| Avg gain per pass play (inc.# thrown passing) | 4.0 | 3.6 |
| KICKOFFS Number-In End Zone-Touchbacks | 4-4-4 | 6-6-6 |
| PUNTS Number and Average | 5-51.8 | 6-47.8 |
| Had Blocked | 0 | 0 |
| FGs - PATs Had Blocked | 0-0 | 0-0 |
| Net Punting Average | 32.4 | 35.2 |
| TOTAL RETURN YARDAGE (Not Including Kickoffs) | 45 | 101 |
| No. and Yards Punt Returns | 2-36 | 3-97 |
| No. and Yards Kickoff Returns | 0-0 | 0-0 |
| No. and Yards Interception Returns | 3-9 | 2-4 |
| PENALTIES Number and Yards | 8-69 | 6-58 |
| FUMBLES Number and Lost | 3-3 | 0-0 |
| TOUCHDOWNS | 1 | 4 |
| Rushing | 1 | 0 |
| Passing | 0 | 3 |
| Fumbles | 0 | 1 |
| EXTRA POINTS Made-Attempts | 1-1 | 4-4 |
| Kicking Made-Attempts | 1-1 | 4-4 |
| FIELD GOALS Made-Attempts | 2-2 | 1-1 |
| RED ZONE EFFICIENCY | 0-1-0% | 2-2-100% |
| GOAL TO GO EFFICIENCY | 0-0-0% | 0-0-0% |
| SAFETIES | 0 | 0 |
| FINAL SCORE | 13 | 31 |
| TIME OF POSSESSION | 31:32 | 28:28 |

Indianapolis Colts vs Denver Broncos
12/15/2024 at Empower Field at Mile High

Ball Possession And Drive Chart

Indianapolis Colts

| # | Time Recd | Time Lost | Time Poss | How Ball Obtained | Drive Began | # Play | Yds Gain | Yds Pen | Net Yds | 1st Down | Last Scrm | How Given Up |
|----|-----------|-----------|-----------|-------------------|-------------|--------|----------|---------|---------|----------|-----------|--------------|
| 1 | 15:00 | 10:52 | 4:08 | Kickoff | IND 30 | 10 | 70 | 0 | 70 | 4 | DEN 23 | Touchdown |
| 2 | 7:06 | 14:49 | 7:17 | Interception | IND 30 | 14 | 52 | 0 | 52 | 3 | * DEN 18 | Field Goal |
| 3 | 11:39 | 10:00 | 1:39 | Punt | IND 4 | 3 | 3 | 0 | 3 | 0 | IND 7 | Punt |
| 4 | 5:29 | 3:57 | 1:32 | Kickoff | IND 30 | 4 | 12 | 0 | 12 | 1 | IND 42 | Interception |
| 5 | 3:02 | 2:40 | 0:22 | Punt | IND 14 | 3 | 4 | 0 | 4 | 0 | IND 18 | Punt |
| 6 | 1:38 | 0:06 | 1:32 | Punt | DEN 47 | 6 | 15 | 0 | 15 | 1 | DEN 32 | Field Goal |
| 7 | 13:12 | 12:36 | 0:36 | Interception | IND 38 | 2 | 46 | 15 | 61 | 1 | DEN 41 | Fumble |
| 8 | 10:23 | 8:11 | 2:12 | Punt | IND 18 | 3 | 5 | -10 | -5 | 0 | IND 13 | Punt |
| 9 | 7:22 | 7:14 | 0:08 | Interception | IND 27 | 1 | 4 | 0 | 4 | 0 | IND 27 | Fumble |
| 10 | 5:18 | 3:47 | 1:31 | Kickoff | IND 30 | 4 | 5 | -10 | -5 | 0 | IND 25 | Punt |
| 11 | 1:04 | 14:01 | 2:03 | Punt | IND 20 | 3 | 2 | 0 | 2 | 0 | IND 22 | Punt |
| 12 | 13:51 | 12:29 | 1:22 | Kickoff | IND 30 | 3 | 7 | 13 | 20 | 2 | DEN 40 | Fumble |
| 13 | 12:29 | 10:10 | 2:19 | Kickoff | IND 30 | 5 | 20 | 5 | 25 | 2 | DEN 45 | Downs |
| 14 | 8:39 | 7:39 | 1:00 | Punt | IND 20 | 2 | 15 | -10 | 5 | 1 | IND 25 | Interception |
| 15 | 5:48 | 1:57 | 3:51 | Kickoff | IND 30 | 11 | 50 | 0 | 50 | 3 | DEN 20 | Downs |

(404) Average IND 27

Denver Broncos

| # | Time Recd | Time Lost | Time Poss | How Ball Obtained | Drive Began | # Play | Yds Gain | Yds Pen | Net Yds | 1st Down | Last Scrm | How Given Up |
|----|-----------|-----------|-----------|-------------------|-------------|--------|----------|---------|---------|----------|-----------|--------------|
| 1 | 10:52 | 7:06 | 3:46 | Kickoff | DEN 30 | 7 | 32 | 0 | 32 | 2 | IND 38 | Interception |
| 2 | 14:49 | 11:39 | 3:10 | Kickoff | DEN 30 | 5 | 5 | 0 | 5 | 1 | DEN 35 | Punt |
| 3 | 10:00 | 5:29 | 4:31 | Punt | DEN 46 | 9 | 44 | 10 | 54 | 4 | * IND 13 | Touchdown |
| 4 | 3:57 | 3:02 | 0:55 | Interception | DEN 38 | 3 | 5 | 0 | 5 | 0 | DEN 43 | Punt |
| 5 | 2:40 | 1:38 | 1:02 | Punt | DEN 28 | 3 | 8 | -5 | 3 | 0 | DEN 31 | Punt |
| 6 | 0:06 | 0:00 | 0:06 | Kickoff | DEN 30 | 1 | -1 | 0 | -1 | 0 | DEN 30 | End of Half |
| 7 | 15:00 | 13:12 | 1:48 | Kickoff | DEN 30 | 3 | 9 | 5 | 14 | 1 | DEN 44 | Interception |
| 8 | 12:36 | 10:23 | 2:13 | Fumble | DEN 20 | 4 | 18 | 0 | 18 | 1 | DEN 38 | Punt |
| 9 | 8:11 | 7:22 | 0:49 | Punt | IND 39 | 3 | 0 | 0 | 0 | 0 | IND 39 | Interception |
| 10 | 7:14 | 5:18 | 1:56 | Fumble | IND 31 | 4 | 5 | 0 | 5 | 0 | IND 26 | Field Goal |
| 11 | 3:47 | 1:04 | 2:43 | Punt | DEN 48 | 6 | 15 | -5 | 10 | 1 | IND 42 | Punt |
| 12 | 14:01 | 13:51 | 0:10 | Punt | IND 15 | 2 | 15 | 0 | 15 | 1 | * IND 15 | Touchdown |
| 13 | 10:10 | 8:39 | 1:31 | Downs | DEN 45 | 3 | 6 | 0 | 6 | 0 | IND 49 | Punt |
| 14 | 7:39 | 5:48 | 1:51 | Interception | IND 35 | 6 | 30 | 5 | 35 | 2 | IND 20 | Touchdown |
| 15 | 1:57 | 0:00 | 1:57 | Downs | DEN 20 | 3 | 2 | 0 | 2 | 0 | DEN 23 | End of Game |

(645) Average DEN 43

* inside opponent's 20

Time of Possession by Quarter

| | | 1st | 2nd | 3rd | 4th | OT | Total |
|----------------|--------------------|-------|------|------|------|----|-------|
| Visitor | Indianapolis Colts | 11:14 | 5:16 | 5:31 | 9:31 | | 31:32 |
| Home | Denver Broncos | 3:46 | 9:44 | 9:29 | 5:29 | | 28:28 |

Kickoff Drive No.-Start Average

Colts: 6 - IND 30 Broncos: 4 - DEN 30

Indianapolis Colts vs Denver Broncos
12/15/2024 at Empower Field at Mile High

Final Defensive Statistics

| Indianapolis Colts | Regular Defensive Plays | | | | | | | | | | | Special Teams | | | | | Misc | | | |
|--------------------|-------------------------|-----------|-----------|----------|----------|----------|----------|----------|----------|----------|----------|---------------|----------|----------|----------|----------|----------|----------|----------|----------|
| | TKL | AST | COMB | SK | / YDS | TFL | Q | IN | PD | FF | FR | TKL | AST | FF | FR | BL | TKL | AST | FF | FR |
| E.Speed | 7 | 6 | 13 | 0 | 0 | 0 | 0 | 0 | 0 | 0 | 0 | 0 | 0 | 0 | 0 | 0 | 0 | 0 | 0 | 0 |
| Z.Franklin | 6 | 3 | 9 | 0 | 0 | 2 | 0 | 1 | 1 | 0 | 0 | 0 | 0 | 0 | 0 | 0 | 0 | 0 | 0 | 0 |
| G.Stewart | 3 | 2 | 5 | 0 | 0 | 0 | 0 | 0 | 1 | 0 | 0 | 0 | 0 | 0 | 0 | 0 | 0 | 0 | 0 | 0 |
| N.Cross | 2 | 2 | 4 | 0 | 0 | 0 | 0 | 1 | 1 | 0 | 0 | 1 | 0 | 0 | 0 | 0 | 0 | 0 | 0 | 0 |
| J.Jones | 2 | 2 | 4 | 0 | 0 | 0 | 0 | 0 | 1 | 0 | 0 | 0 | 0 | 0 | 0 | 0 | 0 | 0 | 0 | 0 |
| J.Blackmon | 2 | 2 | 4 | 0 | 0 | 0 | 0 | 0 | 0 | 0 | 0 | 0 | 0 | 0 | 0 | 0 | 0 | 0 | 0 | 0 |
| G.Stuard | 3 | 0 | 3 | 0 | 0 | 0 | 0 | 0 | 0 | 0 | 0 | 0 | 0 | 0 | 0 | 0 | 0 | 0 | 0 | 0 |
| D.Buckner | 2 | 1 | 3 | 1 | 9 | 1 | 1 | 0 | 0 | 0 | 0 | 0 | 0 | 0 | 0 | 0 | 0 | 0 | 0 | 0 |
| S.Womack | 2 | 0 | 2 | 0 | 0 | 0 | 0 | 1 | 2 | 0 | 0 | 0 | 0 | 0 | 0 | 0 | 0 | 0 | 0 | 0 |
| K.Moore | 2 | 0 | 2 | 0 | 0 | 0 | 0 | 0 | 0 | 0 | 0 | 0 | 0 | 0 | 0 | 0 | 0 | 0 | 0 | 0 |
| L.Latu | 0 | 2 | 2 | 0 | 0 | 0 | 0 | 0 | 0 | 0 | 0 | 0 | 0 | 0 | 0 | 0 | 0 | 0 | 0 | 0 |
| D.Odeyingbo | 1 | 0 | 1 | 0 | 0 | 0 | 0 | 0 | 0 | 0 | 0 | 0 | 0 | 0 | 0 | 0 | 0 | 0 | 0 | 0 |
| R.Davis | 0 | 1 | 1 | 0 | 0 | 0 | 0 | 0 | 0 | 0 | 0 | 0 | 0 | 0 | 0 | 0 | 0 | 0 | 0 | 0 |
| C.McGrone | 0 | 0 | 0 | 0 | 0 | 0 | 0 | 0 | 0 | 0 | 0 | 2 | 0 | 0 | 0 | 0 | 0 | 0 | 0 | 0 |
| A.Pierce | 0 | 0 | 0 | 0 | 0 | 0 | 0 | 0 | 0 | 0 | 0 | 0 | 0 | 0 | 0 | 0 | 1 | 0 | 0 | 0 |
| J.Downs | 0 | 0 | 0 | 0 | 0 | 0 | 0 | 0 | 0 | 0 | 0 | 0 | 0 | 0 | 0 | 0 | 1 | 0 | 0 | 0 |
| Total | 32 | 21 | 53 | 1 | 9 | 3 | 1 | 3 | 6 | 0 | 0 | 3 | 0 | 0 | 0 | 0 | 2 | 0 | 0 | 0 |

TKL = Tackle AST = Assist COMB = Combined QH=QB Hit IN = Interception PD = Pass Defense FF = Forced Fumble FR = Fumble Recovery

| Denver Broncos | Regular Defensive Plays | | | | | | | | | | | Special Teams | | | | | Misc | | | |
|------------------|-------------------------|-----------|-----------|----------|-----------|----------|-----------|----------|----------|----------|----------|---------------|----------|----------|----------|----------|----------|----------|----------|----------|
| | TKL | AST | COMB | SK | / YDS | TFL | QH | IN | PD | FF | FR | TKL | AST | FF | FR | BL | TKL | AST | FF | FR |
| B.Jones | 8 | 1 | 9 | 0 | 0 | 0 | 0 | 1 | 3 | 0 | 0 | 0 | 0 | 0 | 0 | 0 | 0 | 0 | 0 | 0 |
| J.Strnad | 2 | 7 | 9 | 0 | 0 | 1 | 0 | 0 | 0 | 0 | 0 | 0 | 0 | 0 | 0 | 0 | 0 | 0 | 0 | 0 |
| C.Barton | 4 | 4 | 8 | 0 | 0 | 0 | 0 | 0 | 0 | 0 | 0 | 0 | 0 | 0 | 0 | 0 | 0 | 0 | 0 | 0 |
| M.Roach | 1 | 5 | 6 | 0 | 0 | 0 | 0 | 0 | 0 | 0 | 0 | 0 | 0 | 0 | 0 | 0 | 0 | 0 | 0 | 0 |
| N.Bonitto | 3 | 2 | 5 | 0.5 | 2.5 | 1 | 1 | 0 | 0 | 1 | 1 | 0 | 0 | 0 | 0 | 0 | 0 | 0 | 0 | 0 |
| J.McMillian | 1 | 4 | 5 | 0 | 0 | 0 | 0 | 0 | 1 | 0 | 0 | 0 | 0 | 0 | 0 | 0 | 0 | 0 | 0 | 0 |
| J.Cooper | 3 | 0 | 3 | 0 | 0 | 1 | 2 | 0 | 0 | 0 | 0 | 0 | 0 | 0 | 0 | 0 | 0 | 0 | 0 | 0 |
| D.Tillman | 2 | 1 | 3 | 1 | 6 | 1 | 1 | 0 | 0 | 0 | 0 | 0 | 0 | 0 | 0 | 0 | 0 | 0 | 0 | 0 |
| J.Franklin-Myers | 2 | 1 | 3 | 0.5 | 2.5 | 0 | 2 | 0 | 0 | 0 | 0 | 0 | 0 | 0 | 0 | 0 | 0 | 0 | 0 | 0 |
| K.Abrams-Draine | 2 | 1 | 3 | 0 | 0 | 0 | 0 | 0 | 1 | 0 | 0 | 0 | 0 | 0 | 0 | 0 | 0 | 0 | 0 | 0 |
| D.Jones | 1 | 2 | 3 | 0 | 0 | 0 | 0 | 0 | 0 | 0 | 1 | 0 | 0 | 0 | 0 | 0 | 0 | 0 | 0 | 0 |
| P.Locke | 2 | 0 | 2 | 0 | 0 | 0 | 0 | 0 | 0 | 1 | 0 | 0 | 0 | 0 | 0 | 0 | 0 | 0 | 0 | 0 |
| J.Elliss | 2 | 0 | 2 | 0 | 0 | 1 | 0 | 0 | 0 | 0 | 0 | 1 | 0 | 0 | 0 | 0 | 0 | 0 | 0 | 0 |
| Z.Allen | 1 | 1 | 2 | 0 | 0 | 0 | 4 | 0 | 0 | 0 | 0 | 0 | 0 | 0 | 0 | 0 | 0 | 0 | 0 | 0 |
| P.Surtain | 1 | 0 | 1 | 0 | 0 | 0 | 0 | 1 | 2 | 0 | 0 | 0 | 0 | 0 | 0 | 0 | 0 | 0 | 0 | 0 |
| J.Jackson | 0 | 1 | 1 | 0 | 0 | 0 | 0 | 0 | 0 | 0 | 0 | 0 | 0 | 0 | 0 | 0 | 0 | 0 | 0 | 0 |
| M.Fraboni | 0 | 0 | 0 | 0 | 0 | 0 | 0 | 0 | 0 | 0 | 0 | 1 | 0 | 0 | 0 | 0 | 0 | 0 | 0 | 0 |
| L.Humphrey | 0 | 0 | 0 | 0 | 0 | 0 | 0 | 0 | 0 | 0 | 0 | 0 | 0 | 0 | 0 | 0 | 1 | 0 | 0 | 0 |
| C.Sutton | 0 | 0 | 0 | 0 | 0 | 0 | 0 | 0 | 0 | 0 | 0 | 0 | 0 | 0 | 0 | 0 | 1 | 0 | 0 | 0 |
| Total | 35 | 30 | 65 | 2 | 11 | 5 | 10 | 2 | 7 | 2 | 2 | 2 | 0 | 0 | 0 | 0 | 2 | 0 | 0 | 0 |

Play By Play

First Quarter

DEN wins the coin toss and elects to defer. IND elects to Receive, and DEN elects to defend the north goal.

W.Lutz kicks 65 yards from DEN 35 to end zone, Touchback to the IND 30.

Indianapolis Colts at 15:00

- 1-10-IND 30 (15:00) (Shotgun) J.Taylor right guard to IND 30 for no gain (Z.Allen).
- 2-10-IND 30 (14:25) (Shotgun) A.Richardson pass short left to M.Pittman to IND 30 for no gain (J.McMillian; K.Abrams-Draine).
- 3-10-IND 30 (13:45) (Shotgun) A.Richardson pass deep middle to J.Downs to DEN 48 for 22 yards (B.Jones). P1
- 1-10-DEN 48 (13:20) (No Huddle, Shotgun) A.Richardson scrambles left end to DEN 43 for 5 yards (J.Cooper).
- 2-5-DEN 43 (12:40) (Shotgun) J.Taylor right guard to DEN 38 for 5 yards (M.Roach; J.Strnad). R2
- 1-10-DEN 38 (11:58) (Shotgun) A.Richardson pass incomplete short right to A.Pierce (B.Jones).
- 2-10-DEN 38 (11:53) (Shotgun) A.Richardson pass incomplete short right to J.Downs.
- 3-10-DEN 38 (11:50) (Shotgun) J.Taylor up the middle to DEN 23 for 15 yards (B.Jones). R3
- 1-10-DEN 23 (11:04) (Shotgun) A.Richardson pass incomplete short right to J.Taylor.
- 2-10-DEN 23 **(10:58) (Shotgun) A.Richardson right end for 23 yards, TOUCHDOWN.** R4
M.Gay extra point is GOOD, Center-L.Rhodes, Holder-R.Sanchez.

Timeout at 10:52.

IND 7 DEN 0, 10 plays, 70 yards, 4:08 drive, 4:08 elapsed

M.Gay kicks 65 yards from IND 35 to end zone, Touchback to the DEN 30.

Denver Broncos at 10:52

- 1-10-DEN 30 (10:52) J.McLaughlin right tackle to DEN 33 for 3 yards (N.Cross).
- 2-7-DEN 33 (10:16) (Shotgun) M.Pearl reported in as eligible. B.Nix pass short right to M.Mims ran ob at DEN 36 for 3 yards (G.Stuard).
- 3-4-DEN 36 (9:42) (Shotgun) B.Nix pass short left to C.Sutton to DEN 41 for 5 yards (J.Jones). P1
- 1-10-DEN 41 (9:07) (Shotgun) B.Nix pass short left to C.Sutton to DEN 48 for 7 yards (J.Jones).
- 2-3-DEN 48 (8:19) J.McLaughlin right end to DEN 46 for -2 yards (Z.Franklin).
- 3-5-DEN 46 (7:37) (Shotgun) B.Nix scrambles left tackle to IND 38 for 16 yards (J.Blackmon). R2
- 1-10-IND 38 (7:12) (No Huddle, Shotgun) B.Nix pass short middle intended for L.Humphrey INTERCEPTED by Z.Franklin at IND 26. Z.Franklin to IND 30 for 4 yards (L.Humphrey).

Timeout at 07:06.

Indianapolis Colts at 7:06

- 1-10-IND 30 (7:06) (Shotgun) J.Taylor left tackle to IND 33 for 3 yards (J.Franklin-Myers).
- 2-7-IND 33 (6:29) (Shotgun) J.Taylor right guard to IND 35 for 2 yards (D.Jones).
- 3-5-IND 35 (5:47) (Shotgun) A.Richardson pass short middle to M.Pittman to DEN 48 for 17 yards (B.Jones). P5
- 1-10-DEN 48 (5:20) (No Huddle, Shotgun) A.Richardson pass incomplete deep left to J.Downs [J.Cooper].
- 2-10-DEN 48 (5:15) (Shotgun) A.Richardson scrambles right end ran ob at DEN 41 for 7 yards (B.Jones).
- 3-3-DEN 41 (4:34) (Shotgun) J.Taylor up the middle to DEN 39 for 2 yards (Z.Allen; M.Roach).
- 4-1-DEN 39 (3:51) J.Taylor right end to DEN 34 for 5 yards (D.Tillman). R6
- 1-10-DEN 34 (3:08) (No Huddle, Shotgun) J.Taylor right tackle to DEN 35 for -1 yards (J.Elliss).
- 2-11-DEN 35 (2:31) (No Huddle, Shotgun) J.Taylor left guard to DEN 33 for 2 yards (M.Roach; J.Strnad).
- 3-9-DEN 33 (1:51) (Shotgun) J.Taylor right end ran ob at DEN 23 for 10 yards (J.McMillian; C.Barton). R7
- 1-10-DEN 23 (1:16) (Shotgun) J.Taylor up the middle to DEN 21 for 2 yards (N.Bonitto).
- 2-8-DEN 21 (:39) (Shotgun) T.Sermon left tackle to DEN 18 for 3 yards (M.Roach; N.Bonitto).

END OF QUARTER

| | Score | Time Poss | First Downs | | | | Efficiencies | |
|---------------------------|----------|--------------|-------------|----------|----------|----------|--------------|------------|
| | | | R | P | X | T | 3 Down | 4 Down |
| Indianapolis Colts | 7 | 11:14 | 5 | 2 | 0 | 7 | 4/5 | 1/1 |
| Denver Broncos | 0 | 3:46 | 1 | 1 | 0 | 2 | 2/2 | 0/0 |

Second Quarter

12/15/2024

Play By Play

Indianapolis Colts continued.

3-5-DEN 18 (15:00) (Shotgun) A.Richardson pass incomplete short middle to K.Granson (B.Jones).

4-5-DEN 18 (14:53) **M.Gay 37 yard field goal is GOOD, Center-L.Rhodes, Holder-R.Sanchez.**

Timeout at 14:49.

IND 10 DEN 0, 14 plays, 52 yards, 7:17 drive, 0:11 elapsed

M.Gay kicks 65 yards from IND 35 to end zone, Touchback to the DEN 30.

Denver Broncos at 14:49

1-10-DEN 30 (14:49) (Shotgun) J.McLaughlin up the middle to DEN 36 for 6 yards (Z.Franklin).

2-4-DEN 36 (14:17) (Shotgun) B.Nix scrambles left end to DEN 40 for 4 yards (E.Speed). R3

1-10-DEN 40 (13:32) J.Williams right tackle to DEN 44 for 4 yards (D.Buckner).

2-6-DEN 44 (12:57) (Shotgun) B.Nix pass short left to M.Mims to DEN 44 for no gain (G.Stewart; D.Buckner).

3-6-DEN 44 (12:23) (No Huddle, Shotgun) B.Nix sacked at DEN 35 for -9 yards (D.Buckner).

4-15-DEN 35 (11:51) R.Dixon punts 57 yards to IND 8, Center-M.Fraboni. A.Gould ran ob at IND 24 for 16 yards (J.Elliss).

*PENALTY on IND-C.Lammons, Offensive Holding, 4 yards, enforced at IND 8.**Penalty on IND-T.Goodson, Illegal Block Above the Waist, declined.*

Timeout at 11:39.

Indianapolis Colts at 11:39

1-10-IND 4 (11:39) A.Richardson pass incomplete deep left [Z.Allen].

2-10-IND 4 (11:33) (Shotgun) J.Taylor right guard to IND 8 for 4 yards (M.Roach).

3-6-IND 8 (10:50) (Shotgun) A.Richardson pass short right to A.Richardson pushed ob at IND 7 for -1 yards (J.Strnad).

4-7-IND 7 (10:08) R.Sanchez punts 47 yards to DEN 46, Center-L.Rhodes, out of bounds.

Timeout at 10:00.

Denver Broncos at 10:00

1-10-DEN 46 (10:00) (Shotgun) B.Nix pass short middle to J.Williams to IND 45 for 9 yards (E.Speed; Z.Franklin).

2-1-IND 45 (9:25) J.Williams right tackle to IND 45 for no gain (G.Stuard).

3-1-IND 45 (8:50) M.Peart reported in as eligible. B.Nix up the middle to IND 43 for 2 yards (Z.Franklin). R4

1-10-IND 43 (8:13) B.Nix pass incomplete short right.

2-10-IND 43 (8:05) J.McLaughlin up the middle to IND 41 for 2 yards (E.Speed).

3-8-IND 41 (7:23) (Shotgun) B.Nix pass short left to M.Mims to IND 30 for 11 yards (E.Speed). P5

1-10-IND 30 (6:39) (Shotgun) B.Nix pass short left to A.Trautman to IND 23 for 7 yards (N.Cross; E.Speed).

2-3-IND 23 (6:14) (No Huddle, Shotgun) B.Nix pass incomplete deep left to C.Sutton.

PENALTY on IND-J.Jones, Defensive Pass Interference, 10 yards, enforced at IND 23 - No Play. X61-10-IND 13 (6:10) J.McLaughlin right end to IND 13 for no gain (Z.Franklin).2-10-IND 13 (5:33) (Shotgun) **B.Nix pass short middle to A.Trautman for 13 yards, TOUCHDOWN.** P7

W.Lutz extra point is GOOD, Center-M.Fraboni, Holder-R.Dixon.

Timeout at 05:29.

IND 10 DEN 7, 9 plays, 54 yards, 1 penalty, 4:31 drive, 9:31 elapsed

W.Lutz kicks 65 yards from DEN 35 to end zone, Touchback to the IND 30.

Indianapolis Colts at 5:29

1-10-IND 30 (5:29) (Shotgun) J.Taylor left guard to IND 30 for no gain (J.Franklin-Myers, C.Barton).

2-10-IND 30 (4:51) (Shotgun) A.Richardson left guard to IND 42 for 12 yards (N.Bonitto). R8

1-10-IND 42 (4:12) (Shotgun) A.Richardson pass incomplete short left to A.Pierce [J.Franklin-Myers].

2-10-IND 42 (4:03) (Shotgun) A.Richardson pass deep right intended for A.Pierce INTERCEPTED by B.Jones at DEN 38. B.Jones to DEN 38 for no gain (A.Pierce).

Penalty on IND-B.Raimann, Ineligible Downfield Pass, declined.

Timeout at 03:57.

Denver Broncos at 3:57

1-10-DEN 38 (3:57) (Shotgun) B.Nix pass short left to J.McLaughlin to DEN 43 for 5 yards (G.Stewart).

2-5-DEN 43 (3:18) (Shotgun) B.Nix pass incomplete short left to C.Sutton.

3-5-DEN 43 (3:15) (Shotgun) B.Nix pass incomplete short right to J.Williams.

4-5-DEN 43 (3:09) R.Dixon punts 43 yards to IND 14, Center-M.Fraboni, fair catch by A.Gould.

Indianapolis Colts at 3:02

Indianapolis Colts vs Denver Broncos at Empower Field at Mile High

- 1-10-IND 14 (3:02) (Shotgun) J.Taylor left tackle to IND 18 for 4 yards (J.McMillian; D.Tillman).
Timeout #1 by DEN at 02:56.
- 2-6-IND 18 (2:56) (Shotgun) A.Richardson pass incomplete short right to J.Downs.
- 3-6-IND 18 (2:53) (Shotgun) A.Richardson pass incomplete short right to M.Pittman.
- 4-6-IND 18 (2:48) R.Sanchez punts 54 yards to DEN 28, Center-L.Rhodes, fair catch by M.Mims.

Denver Broncos at 2:40

- 1-10-DEN 28 (2:40) (Shotgun) J.Williams right guard to DEN 30 for 2 yards (E.Speed).
- 2-8-DEN 30 (2:04) (Shotgun) B.Nix pass short left to J.McLaughlin to DEN 36 for 6 yards (Z.Franklin).

Two-Minute Warning

- 3-2-DEN 36 (1:58) (Shotgun) *PENALTY on DEN-M.McGlinchey, False Start, 5 yards, enforced at DEN 36 - No Play.*
- 3-7-DEN 31 (1:58) (Shotgun) B.Nix pass short right to L.Krull pushed ob at DEN 31 for no gain (S.Womack).
Timeout #1 by IND at 01:52.
- 4-7-DEN 31 (1:52) R.Dixon punts 52 yards to IND 17, Center-M.Fraboni. A.Gould to DEN 47 for 36 yards (M.Fraboni).

Indianapolis Colts at 1:38

- 1-10-DEN 47 (1:38) (Shotgun) A.Richardson right tackle to DEN 45 for 2 yards (C.Barton).
- 2-8-DEN 45 (:59) (Shotgun) A.Richardson pass short right to K.Granson to DEN 27 for 18 yards (C.Barton) [Z.Allen].
- 1-10-DEN 27 (:28) (No Huddle, Shotgun) A.Richardson pass incomplete deep right.
- 2-10-DEN 27 (:22) (Shotgun) A.Richardson sacked at DEN 32 for -5 yards (sack split by N.Bonitto and J.Franklin-Myers).
Timeout #2 by IND at 00:17.
- 3-15-DEN 32 (:17) (Shotgun) A.Richardson pass incomplete deep left to A.Pierce (K.Abrams-Draine). IND-A.Pierce was injured during the play.
Timeout #3 by IND at 00:10.
- 4-15-DEN 32 (:10) **M.Gay 49 yard field goal is GOOD, Center-L.Rhodes, Holder-R.Sanchez.**

| |
|---|
| IND 13 DEN 7, 6 plays, 15 yards, 1:32 drive, 14:54 elapsed |
|---|

M.Gay kicks 65 yards from IND 35 to end zone, Touchback to the DEN 30.

Denver Broncos at 0:06

- 1-10-DEN 30 (:06) B.Nix kneels to DEN 29 for -1 yards.

END OF QUARTER

| | Score | Time Poss | First Downs | | | | Efficiencies | |
|---------------------------|-----------|-------------|-------------|----------|----------|----------|--------------|------------|
| | | | R | P | X | T | 3 Down | 4 Down |
| Indianapolis Colts | 13 | 5:16 | 1 | 1 | 0 | 2 | 0/4 | 0/0 |
| Denver Broncos | 7 | 9:44 | 2 | 2 | 1 | 5 | 2/5 | 0/0 |

Third Quarter

12/15/2024

Play By Play

DEN elects to Receive, and IND elects to defend the South goal.

M.Gay kicks 65 yards from IND 35 to end zone, Touchback to the DEN 30.

Denver Broncos at 15:00

1-10-DEN 30 (15:00) B.Nix pass short right to A.Trautman to DEN 36 for 6 yards (N.Cross; G.Stewart).
PENALTY on IND-D.Odeyingbo, Defensive Holding, 5 yards, enforced at DEN 30 - No Play. X8
 ** Injury Update: IND-A.Pierce return is Questionable.

1-10-DEN 35 (14:35) (Shotgun) B.Nix pass short right to T.Franklin pushed ob at DEN 41 for 6 yards (J.Blackmon).

2-4-DEN 41 (14:02) (Shotgun) B.Nix pass short right to T.Franklin to DEN 44 for 3 yards (K.Moore).

3-1-DEN 44 (13:18) M.Peart reported in as eligible. B.Nix pass deep right intended for C.Sutton INTERCEPTED by S.Womack at IND 38. S.Womack to IND 38 for no gain (C.Sutton).

Timeout at 13:12.

Indianapolis Colts at 13:12

1-10-IND 38 (13:12) (Shotgun) A.Richardson pass short right to J.Downes pushed ob at IND 44 for 6 yards (K.Abrams-Draine).
PENALTY on DEN-B.Jones, Unnecessary Roughness, 15 yards, enforced at IND 44. X10

** Injury Update: IND-A.Pierce is Out of the game.

1-10-DEN 41 (12:43) (Shotgun) J.Taylor right tackle for 41 yards, TOUCHDOWN.
 The Replay Official reviewed the runner broke the plane ruling, and the play was REVERSED.
 (Shotgun) J.Taylor right tackle to DEN 1 for 40 yards. FUMBLES, ball out of bounds in End Zone, Touchback.

Denver Broncos at 12:36

1-10-DEN 20 (12:36) J.McLaughlin right tackle to DEN 32 for 12 yards (J.Jones; J.Blackmon). R9

1-10-DEN 32 (11:56) (Shotgun) J.Williams up the middle to DEN 36 for 4 yards (Z.Franklin; E.Speed).

2-6-DEN 36 (11:14) (Shotgun) B.Nix scrambles right guard to DEN 38 for 2 yards (N.Cross).

3-4-DEN 38 (10:34) (Shotgun) B.Nix pass incomplete short left to D.Vele.

4-4-DEN 38 (10:29) R.Dixon punts 44 yards to IND 18, Center-M.Fraboni, out of bounds.

Timeout at 10:23.

Indianapolis Colts at 10:23

1-10-IND 18 (10:23) (Shotgun) J.Taylor right guard to IND 21 for 3 yards (C.Barton; J.Strnad).

2-7-IND 21 (9:46) (Shotgun) J.Taylor right guard to IND 26 for 5 yards (P.Surtain; J.Cooper).

PENALTY on IND-D.Pinter, Offensive Holding, 10 yards, enforced at IND 21 - No Play.

2-17-IND 11 (9:23) (Shotgun) A.Richardson scrambles right end to IND 13 for 2 yards (J.Cooper).

3-15-IND 13 (8:37) (Shotgun) J.Taylor right guard to IND 13 for no gain (J.Strnad).

Penalty on IND-M.Glowinski, Offensive Holding, declined.

4-15-IND 13 (8:24) R.Sanchez punts 53 yards to DEN 34, Center-L.Rhodes. M.Mims pushed ob at IND 39 for 27 yards (N.Cross).

Denver Broncos at 8:11

1-10-IND 39 (8:11) (Shotgun) B.Nix pass incomplete short left to C.Sutton (J.Jones).

2-10-IND 39 (8:06) (Shotgun) M.Mims right end to IND 39 for no gain (E.Speed). IND-E.Speed was injured during the play.

3-10-IND 39 (7:28) (Shotgun) B.Nix pass deep right intended for C.Sutton INTERCEPTED by N.Cross at IND 22. N.Cross ran ob at IND 27 for 5 yards.

Timeout at 07:22.

Indianapolis Colts at 7:22

1-10-IND 27 (7:22) A.Richardson pass short right to M.Pittman to IND 33 for 6 yards (P.Locke). FUMBLES (P.Locke), RECOVERED by DEN-D.Jones at IND 31.

Denver Broncos at 7:14

1-10-IND 31 (7:14) (Shotgun) J.Williams left guard to IND 28 for 3 yards (E.Speed; L.Latu). ** Injury Update: IND-E.Speed has returned to the game.

2-7-IND 28 (6:33) J.McLaughlin right end to IND 28 for no gain (K.Moore).

3-7-IND 28 (6:03) (No Huddle, Shotgun) B.Nix pass short right to J.McLaughlin to IND 26 for 2 yards (S.Womack).

4-5-IND 26 (5:22) **W.Lutz 44 yard field goal is GOOD, Center-M.Fraboni, Holder-R.Dixon.**

IND 13 DEN 10, 4 plays, 5 yards, 1:56 drive, 9:42 elapsed

W.Lutz kicks 65 yards from DEN 35 to end zone, Touchback to the IND 30.

Indianapolis Colts at 5:18

1-10-IND 30 (5:18) (Shotgun) J.Taylor right tackle to IND 36 for 6 yards (B.Jones).

PENALTY on IND-D.Pinter, Offensive Holding, 10 yards, enforced at IND 31.

1-19-IND 21 (4:50) (Shotgun) A.Richardson pass short left to J.Taylor to IND 25 for 4 yards (B.Jones).

** Injury Update: DEN-J.McLaughlin return is Questionable.

Indianapolis Colts vs Denver Broncos at Empower Field at Mile High

- 2-15-IND 25 (4:04) (Shotgun) A.Richardson pass incomplete short right to M.Pittman (P.Surtain).
- 3-15-IND 25 (4:02) (Shotgun) A.Richardson pass incomplete short left to A.Mitchell.
- 4-15-IND 25 (3:57) R.Sanchez punts 51 yards to DEN 24, Center-L.Rhodes. M.Mims ran ob at DEN 33 for 9 yards (C.McGrone).
PENALTY on IND-C.McGrone, Unnecessary Roughness, 15 yards, enforced at DEN 33.

Denver Broncos at 3:47

- 1-10-DEN 48 (3:47) (Shotgun) *PENALTY on DEN-L.Wattenberg, False Start, 5 yards, enforced at DEN 48 - No Play.*
- 1-15-DEN 43 (3:47) (Shotgun) A.Estime up the middle to DEN 49 for 6 yards (R.Davis; Z.Franklin).
- 2-9-DEN 49 (3:11) (Shotgun) B.Nix pass short middle to L.Krull to IND 43 for 8 yards (E.Speed, J.Blackmon).
- 3-1-IND 43 (2:42) (No Huddle) B.Nix right guard to IND 41 for 2 yards (E.Speed).
- 1-10-IND 41 (2:05) B.Nix pass short left to J.Williams to IND 42 for -1 yards (Z.Franklin). DEN-Q.Meinerz was injured during the play.
- 2-11-IND 42 (1:25) (Shotgun) B.Nix pass incomplete deep right to C.Sutton.
- 3-11-IND 42 (1:17) (Shotgun) B.Nix pass incomplete short left to C.Sutton.
- 4-11-IND 42 (1:13) R.Dixon punts 42 yards to end zone, Center-M.Fraboni, Touchback.

R10

Indianapolis Colts at 1:04

- 1-10-IND 20 (1:04) (Shotgun) J.Taylor right guard to IND 25 for 5 yards (B.Jones; J.Strnad).
- 2-5-IND 25 (:27) (Shotgun) J.Taylor left guard to IND 27 for 2 yards (J.Jackson; D.Jones).

** Injury Update: DEN-Q.Meinerz return is Questionable.

END OF QUARTER

| | Score | Time Poss | First Downs | | | | Efficiencies | |
|---------------------------|-----------|-------------|-------------|----------|----------|----------|--------------|------------|
| | | | R | P | X | T | 3 Down | 4 Down |
| Indianapolis Colts | 13 | 5:31 | 0 | 0 | 1 | 1 | 0/2 | 0/0 |
| Denver Broncos | 10 | 9:29 | 2 | 0 | 1 | 3 | 1/6 | 0/0 |

Fourth Quarter

12/15/2024

Play By Play

Indianapolis Colts continued.

- 3-3-IND 27 (15:00) (Shotgun) A.Richardson up the middle to IND 22 for -5 yards (J.Cooper).
 4-8-IND 22 (14:20) R.Sanchez punts 54 yards to DEN 24, Center-L.Rhodes. M.Mims pushed ob at IND 15 for 61 yards (C.McGrone).

Denver Broncos at 14:01

- 1-10-IND 15 (14:01) (Shotgun) B.Nix pass incomplete short right to T.Franklin.
 2-10-IND 15 (13:58) (Shotgun) **B.Nix pass short middle to N.Adkins for 15 yards, TOUCHDOWN.**
 W.Lutz extra point is GOOD, Center-M.Fraboni, Holder-R.Dixon.

P11

Timeout at 13:51.

IND 13 DEN 17, 2 plays, 15 yards, 0:10 drive, 1:09 elapsed

W.Lutz kicks 65 yards from DEN 35 to end zone, Touchback to the IND 30.

Indianapolis Colts at 13:51

- 1-10-IND 30 (13:51) (Shotgun) A.Richardson pass short right to K.Granson pushed ob at IND 44 for 14 yards (C.Barton).
1-10-IND 44 (13:16) (Shotgun) A.Richardson pass incomplete short middle to A.Ogletree.
PENALTY on DEN-C.Barton, Defensive Pass Interference, 13 yards, enforced at IND 44 - No Play.
 1-10-DEN 43 (13:12) (Shotgun) J.Taylor up the middle to DEN 40 for 3 yards (C.Barton; D.Jones). DEN-D.Jones was injured during the play.
 2-7-DEN 40 (12:39) (Shotgun) **A.Mitchell to 50 for -10 yards (N.Bonitto). FUMBLES (N.Bonitto), RECOVERED by DEN-N.Bonitto at 50. N.Bonitto for 50 yards, TOUCHDOWN.**
PENALTY on DEN-N.Bonitto, Unsportsmanlike Conduct, 15 yards, enforced between downs.

P11

X12

Denver Broncos at 12:29

W.Lutz extra point is GOOD, Center-M.Fraboni, Holder-R.Dixon.

Timeout at 12:29.

IND 13 DEN 24, 0 plays, 50 yards, 0:00 drive , 2:31 elapsed

W.Lutz kicks 65 yards from DEN 35 to end zone, Touchback to the IND 30.

Indianapolis Colts at 12:29

- 1-10-IND 30 (12:29) (Shotgun) A.Richardson pass short middle to M.Pittman to IND 46 for 16 yards (C.Barton).
 ** Injury Update: DEN-D.Jones return is Doubtful.
 1-10-IND 46 (11:48) (Shotgun) A.Richardson pass incomplete deep right to A.Mitchell.
PENALTY on DEN-P.Surtain, Illegal Use of Hands, 5 yards, enforced at IND 46 - No Play.
1-10-DEN 49 (11:41) J.Taylor right guard to DEN 49 for no gain (M.Roach; J.Strnad).
 2-10-DEN 49 (11:03) (Shotgun) A.Richardson pass incomplete short left to A.Mitchell (J.McMillian).
 3-10-DEN 49 (10:58) (Shotgun) A.Richardson pass short left to J.Downs to DEN 45 for 4 yards (B.Jones).
 4-6-DEN 45 (10:14) (Shotgun) A.Richardson pass incomplete short right to J.Downs. IND-K.Paye was injured during the play.

P13

X14

Denver Broncos at 10:10

- 1-10-DEN 45 (10:10) (Shotgun) A.Estime up the middle to DEN 46 for 1 yard (E.Speed; G.Stewart). ** Injury Update: DEN-Q.Meinerz has returned to the game.
 2-9-DEN 46 (9:33) B.Nix pass short left to A.Estime to IND 49 for 5 yards (E.Speed; N.Cross).
 3-4-IND 49 (8:51) (Shotgun) B.Nix pass incomplete short middle to T.Franklin (G.Stewart).
 4-4-IND 49 (8:47) R.Dixon punts 49 yards to end zone, Center-M.Fraboni, Touchback.

Indianapolis Colts at 8:39

- 1-10-IND 20 (8:39) (Shotgun) A.Richardson pass short left to K.Granson to IND 35 for 15 yards (P.Locke). DEN-M.Roach was injured during the play.
1-10-IND 35 (8:11) (Shotgun) A.Richardson scrambles up the middle to IND 42 for 7 yards (C.Barton).
PENALTY on IND-B.Raimann, Offensive Holding, 10 yards, enforced at IND 35 - No Play.
 1-20-IND 25 (7:46) (Shotgun) A.Richardson pass short left intended for W.Mallory INTERCEPTED by P.Surtain at IND 39. P.Surtain to IND 35 for 4 yards (J.Downs).
Penalty on IND-B.Raimann, Offensive Holding, declined.

P15

Denver Broncos at 7:39

- 1-10-IND 35 (7:39) (Shotgun) A.Estime up the middle to IND 35 for no gain (G.Stewart).
 2-10-IND 35 (6:59) (Shotgun) B.Nix pass short left to M.Mims pushed ob at IND 29 for 6 yards (J.Jones; L.Latu).
 3-4-IND 29 (6:17) (Shotgun) B.Nix pass incomplete deep right to T.Franklin (S.Womack).
 4-4-IND 29 (6:11) W.Lutz 47 yard field goal is GOOD, NULLIFIED by Penalty, Center-M.Fraboni, Holder-R.Dixon.
PENALTY on IND-C.Lammons, Defensive Offside, 5 yards, enforced at IND 29 - No Play.
1-10-IND 24 (6:07) M.Pearl reported in as eligible. A.Estime up the middle to IND 22 for 2 yards (G.Stuard).

X12

Indianapolis Colts vs Denver Broncos at Empower Field at Mile High

Timeout #1 by IND at 06:00.

2-8-IND 22 (6:00) J.Williams left guard to IND 20 for 2 yards (D.Odeyingbo).

Timeout #2 by IND at 05:54.

3-6-IND 20 **(5:54) B.Nix pass deep right to C.Sutton for 20 yards, TOUCHDOWN.**

P13

W.Lutz extra point is GOOD, Center-M.Fraboni, Holder-R.Dixon.

| |
|--|
| IND 13 DEN 31, 6 plays, 35 yards, 1 penalty, 1:51 drive, 9:12 elapsed |
|--|

W.Lutz kicks 65 yards from DEN 35 to end zone, Touchback to the IND 30.

Indianapolis Colts at 5:48

1-10-IND 30 (5:48) (Shotgun) A.Richardson pass short middle to M.Pittman to IND 41 for 11 yards (K.Abrams-Draine) [Z.Allen].

P16

1-10-IND 41 (5:13) (No Huddle, Shotgun) A.Richardson pass incomplete short left to J.Downs.

2-10-IND 41 (5:09) (Shotgun) A.Richardson pass deep middle to A.Gould to DEN 36 for 23 yards (B.Jones).

P17

1-10-DEN 36 (4:40) (No Huddle, Shotgun) A.Richardson pass short middle to T.Sermon to DEN 31 for 5 yards (J.McMillian, J.Strnad). ** Injury Update: DEN-M.Roach has returned to the game.

2-5-DEN 31 (4:15) (No Huddle, Shotgun) A.Richardson sacked at DEN 37 for -6 yards (D.Tillman).

3-11-DEN 37 (3:31) (Shotgun) A.Richardson pass short middle to M.Pittman to DEN 27 for 10 yards (J.McMillian; J.Strnad).

4-1-DEN 27 (2:51) (Shotgun) T.Goodson up the middle to DEN 24 for 3 yards (J.Elliss).

R18

1-10-DEN 24 (2:20) (Shotgun) A.Richardson pass incomplete deep right to A.Mitchell [J.Cooper].

2-10-DEN 24 (2:12) (Shotgun) A.Richardson pass short left to T.Sermon pushed ob at DEN 20 for 4 yards (P.Surtain). DEN-P.Surtain was injured during the play.

3-6-DEN 20 (2:06) (Shotgun) A.Richardson pass incomplete deep right to A.Mitchell [Z.Allen].

Two-Minute Warning

Timeout #1 by DEN at 02:00.

** Injury Update: DEN-P.Surtain is Out of the game.

4-6-DEN 20 (2:00) (Shotgun) A.Richardson pass incomplete short right to M.Pittman.

Denver Broncos at 1:57

1-10-DEN 20 (1:57) A.Estime up the middle to DEN 24 for 4 yards (G.Stewart). ** Injury Update: IND-K.Paye has returned to the game.

2-6-DEN 24 (1:14) B.Nix kneels to DEN 23 for -1 yards.

3-7-DEN 23 (:38) B.Nix kneels to DEN 22 for -1 yards.

END OF QUARTER

| | Score | Time Poss | First Downs | | | | Efficiencies | |
|---------------------------|-----------|-------------|-------------|----------|----------|----------|--------------|------------|
| | | | R | P | X | T | 3 Down | 4 Down |
| Indianapolis Colts | 13 | 9:31 | 1 | 5 | 2 | 8 | 0/4 | 1/3 |
| Denver Broncos | 31 | 5:29 | 0 | 2 | 1 | 3 | 1/4 | 0/0 |

Miscellaneous Statistics Report

Indianapolis Colts vs Denver Broncos
12/15/2024 at Empower Field at Mile High

Ten Longest Plays for Indianapolis Colts

| Yards | Qtr | Play Start | Play Description |
|-------|-----|-------------|--|
| 23 | 1 | 2-10-DEN 23 | (10:58) (Shotgun) A.Richardson right end for 23 yards, TOUCHDOWN. |
| 23 | 4 | 2-10-IND 41 | (5:09) (Shotgun) A.Richardson pass deep middle to A.Gould to DEN 36 for 23 yards (B.Jones). |
| 22 | 1 | 3-10-IND 30 | (13:45) (Shotgun) A.Richardson pass deep middle to J.Downs to DEN 48 for 22 yards (B.Jones). |
| 21 | 3 | 1-10-IND 38 | (13:12) (Shotgun) A.Richardson pass short right to J.Downs pushed ob at IND 44 for 6 yards (K.Abrams-Draine). PENALTY on DEN-B.Jones, Unnecessary Roughness, 15 yards, enforced at IND 44. |
| 18 | 2 | 2-8-DEN 45 | (:59) (Shotgun) A.Richardson pass short right to K.Granson to DEN 27 for 18 yards (C.Barton) [Z.Allen]. |
| 17 | 1 | 3-5-IND 35 | (5:47) (Shotgun) A.Richardson pass short middle to M.Pittman to DEN 48 for 17 yards (B.Jones). |
| 16 | 4 | 1-10-IND 30 | (12:29) (Shotgun) A.Richardson pass short middle to M.Pittman to IND 46 for 16 yards (C.Barton). |
| 15 | 1 | 3-10-DEN 38 | (11:50) (Shotgun) J.Taylor up the middle to DEN 23 for 15 yards (B.Jones). |
| 15 | 4 | 1-10-IND 20 | (8:39) (Shotgun) A.Richardson pass short left to K.Granson to IND 35 for 15 yards (P.Locke). DEN-M.Roach was injured during the play. |
| 14 | 4 | 1-10-IND 30 | (13:51) (Shotgun) A.Richardson pass short right to K.Granson pushed ob at IND 44 for 14 yards (C.Barton). |

Ten Longest Plays for Denver Broncos

| Yards | Qtr | Play Start | Play Description |
|-------|-----|-------------|--|
| 20 | 4 | 3-6-IND 20 | (5:54) B.Nix pass deep right to C.Sutton for 20 yards, TOUCHDOWN. |
| 16 | 1 | 3-5-DEN 46 | (7:37) (Shotgun) B.Nix scrambles left tackle to IND 38 for 16 yards (J.Blackmon). |
| 15 | 4 | 2-10-IND 15 | (13:58) (Shotgun) B.Nix pass short middle to N.Adkins for 15 yards, TOUCHDOWN. |
| 13 | 2 | 2-10-IND 13 | (5:33) (Shotgun) B.Nix pass short middle to A.Trautman for 13 yards, TOUCHDOWN. |
| 12 | 3 | 1-10-DEN 20 | (12:36) J.McLaughlin right tackle to DEN 32 for 12 yards (J.Jones; J.Blackmon). |
| 11 | 2 | 3-8-IND 41 | (7:23) (Shotgun) B.Nix pass short left to M.Mims to IND 30 for 11 yards (E.Speed). |
| 9 | 2 | 1-10-DEN 46 | (10:00) (Shotgun) B.Nix pass short middle to J.Williams to IND 45 for 9 yards (E.Speed; Z.Franklin). |
| 8 | 3 | 2-9-DEN 49 | (3:11) (Shotgun) B.Nix pass short middle to L.Krull to IND 43 for 8 yards (E.Speed, J.Blackmon). |
| 7 | 1 | 1-10-DEN 41 | (9:07) (Shotgun) B.Nix pass short left to C.Sutton to DEN 48 for 7 yards (J.Jones). |
| 7 | 2 | 1-10-IND 30 | (6:39) (Shotgun) B.Nix pass short left to A.Trautman to IND 23 for 7 yards (N.Cross; E.Speed). |

Touchdown Scoring Information

| | | Offense | Defense | Special Teams |
|----------------|--------------------|---------|---------|---------------|
| VISITOR | Indianapolis Colts | 1 | 0 | 0 |
| HOME | Denver Broncos | 3 | 1 | 0 |

Player Scoring Information

| Club | Player | TD | Rush TD | Rec TD | KO TD | Punt TD | Int TD | Fum TD | Misc TD | FG | XP | 2Pt Rush | 2Pt Rec | Sfty | Points |
|------|--------------|----|---------|--------|-------|---------|--------|--------|---------|----|----|----------|---------|------|--------|
| IND | M.Gay | 0 | 0 | 0 | 0 | 0 | 0 | 0 | 0 | 2 | 1 | 0 | 0 | 0 | 7 |
| IND | A.Richardson | 0 | 1 | 0 | 0 | 0 | 0 | 0 | 0 | 0 | 0 | 0 | 0 | 0 | 6 |
| DEN | W.Lutz | 0 | 0 | 0 | 0 | 0 | 0 | 0 | 0 | 1 | 4 | 0 | 0 | 0 | 7 |
| DEN | C.Sutton | 0 | 0 | 1 | 0 | 0 | 0 | 0 | 0 | 0 | 0 | 0 | 0 | 0 | 6 |
| DEN | A.Trautman | 0 | 0 | 1 | 0 | 0 | 0 | 0 | 0 | 0 | 0 | 0 | 0 | 0 | 6 |
| DEN | N.Adkins | 0 | 0 | 1 | 0 | 0 | 0 | 0 | 0 | 0 | 0 | 0 | 0 | 0 | 6 |
| DEN | N.Bonitto | 0 | 0 | 0 | 0 | 0 | 0 | 1 | 0 | 0 | 0 | 0 | 0 | 0 | 6 |

Possession Detail

| | First Half | | Second Half | | Game | |
|-----------------------------|------------|-------|-------------|------|---------|-------|
| | Visitor | Home | Visitor | Home | Visitor | Home |
| Largest Lead | 10 | 0 | 3 | 18 | 10 | 18 |
| Drives Leading | 5 | 0 | 5 | 3 | 10 | 3 |
| Time of Possession Leading | 12:22 | 0:00 | 6:30 | 5:19 | 18:52 | 5:19 |
| Largest Deficit | 0 | -10 | -18 | -3 | -18 | -10 |
| Drives Trailing | 0 | 6 | 4 | 6 | 4 | 12 |
| Time of Possession Trailing | 0:00 | 13:30 | 8:32 | 9:39 | 8:32 | 23:09 |
| Times Score Tied Up | | 0 | | 0 | | 0 |
| Lead Changes | | 1 | | 1 | | 2 |

Playtime Percentage

Percent of playtime per player on offense, defense and special teams (Unofficial)

Indianapolis Colts

Denver Broncos

| | | Offense | Defense | Special Teams | | | | Offense | Defense | Special Teams | |
|--------------|----|---------|---------|---------------|-----|------------------|----|---------|---------|---------------|-----|
| B.Raimann | T | 76 | 100% | 3 | 10% | G.Bolles | T | 63 | 100% | 6 | 20% |
| M.Goncalves | T | 76 | 100% | 3 | 10% | M.McGlinchey | T | 63 | 100% | 6 | 20% |
| M.Glowinski | G | 76 | 100% | | | L.Wattenberg | C | 63 | 100% | 1 | 3% |
| Q.Nelson | G | 76 | 100% | | | B.Nix | QB | 63 | 100% | | |
| A.Richardson | QB | 76 | 100% | | | B.Powers | G | 60 | 95% | 6 | 20% |
| D.Pinter | C | 76 | 100% | | | Q.Meinerz | G | 59 | 94% | 4 | 13% |
| M.Pittman | WR | 73 | 96% | | | C.Sutton | WR | 57 | 90% | | |
| J.Downs | WR | 58 | 76% | | | D.Vele | WR | 38 | 60% | | |
| J.Taylor | RB | 52 | 68% | | | J.Williams | RB | 34 | 54% | | |
| A.Mitchell | WR | 37 | 49% | | | N.Adkins | TE | 29 | 46% | 21 | 70% |
| A.Pierce | WR | 35 | 46% | | | T.Franklin | WR | 29 | 46% | | |
| A.Ogletree | TE | 30 | 39% | 11 | 37% | A.Trautman | TE | 27 | 43% | 4 | 13% |
| K.Granson | TE | 27 | 36% | 20 | 67% | L.Krull | TE | 24 | 38% | 16 | 53% |
| M.Alie-Cox | TE | 23 | 30% | 6 | 20% | L.Humphrey | WR | 21 | 33% | | |
| T.Sermon | RB | 18 | 24% | | | M.Mims | WR | 16 | 25% | 9 | 30% |
| W.Mallory | TE | 18 | 24% | | | J.McLaughlin | RB | 15 | 24% | | |
| T.Goodson | RB | 5 | 7% | 20 | 67% | A.Estime | RB | 13 | 21% | 4 | 13% |
| A.Gould | WR | 4 | 5% | 12 | 40% | M.Burton | FB | 7 | 11% | 21 | 70% |
| Z.Franklin | LB | | 63 100% | 7 | 23% | M.Peart | T | 5 | 8% | 6 | 20% |
| N.Cross | SS | | 63 100% | 6 | 20% | A.Palczewski | T | 4 | 6% | 6 | 20% |
| J.Jones | CB | | 63 100% | 1 | 3% | A.Forsyth | C | 3 | 5% | 6 | 20% |
| K.Moore | CB | | 62 98% | 5 | 17% | C.Barton | LB | | 76 100% | 3 | 10% |
| E.Speed | LB | | 61 97% | | | P.Locke | FS | | 76 100% | | |
| J.Blackmon | FS | | 60 95% | 7 | 23% | P.Surtain | CB | | 74 97% | | |
| D.Buckner | DT | | 48 76% | | | J.Strnad | LB | | 71 93% | 9 | 30% |
| S.Womack | CB | | 43 68% | 1 | 3% | B.Jones | FS | | 71 93% | | |
| D.Odeyingbo | DE | | 39 62% | 7 | 23% | Z.Allen | DE | | 69 91% | 3 | 10% |
| G.Stewart | DT | | 37 59% | 10 | 33% | J.McMillian | CB | | 58 76% | | |
| K.Paye | DE | | 35 56% | 1 | 3% | K.Abrams-Draine | CB | | 58 76% | | |
| L.Latu | DE | | 35 56% | | | J.Cooper | LB | | 55 72% | 3 | 10% |
| T.Lewis | DE | | 27 43% | | | N.Bonitto | LB | | 49 64% | | |
| G.Stuard | LB | | 21 33% | 27 | 90% | M.Roach | DT | | 39 51% | 3 | 10% |
| R.Davis | NT | | 16 25% | 6 | 20% | J.Elliss | LB | | 28 37% | 17 | 57% |
| T.Bryan | DT | | 12 19% | 10 | 33% | D.Jones | NT | | 24 32% | 3 | 10% |
| R.Thomas | FS | | 4 6% | 9 | 30% | J.Franklin-Myers | DE | | 24 32% | | |
| A.Adebawore | DT | | 3 5% | 15 | 50% | D.Tillman | LB | | 22 29% | 18 | 60% |
| C.Lammons | CB | | 1 2% | 26 | 87% | J.Jackson | DE | | 21 28% | 9 | 30% |
| S.Olubi | LB | | | 26 | 87% | D.Mathis | CB | | 20 26% | 8 | 27% |
| R.Harrison | DB | | | 23 | 77% | D.Key | SS | | 1 1% | 21 | 70% |
| C.McGrone | LB | | | 20 | 67% | J.Skinner | SS | | | 24 | 80% |
| Da.Long | CB | | | 15 | 50% | T.Smith | CB | | | 24 | 80% |
| R.Sanchez | P | | | 8 | 27% | D.Sanders | LB | | | 14 | 47% |
| L.Rhodes | LS | | | 8 | 27% | R.Taylor | CB | | | 13 | 43% |
| M.Gay | K | | | 7 | 23% | W.Lutz | K | | | 12 | 40% |
| D.Tucker | G | | | 3 | 10% | | | | | | |

| | | | | | | | |
|-------------|---|---|-----|--------------|----|----|-----|
| B.Freeland | T | 3 | 10% | R.Dixon | P | 12 | 40% |
| T.Bortolini | C | 3 | 10% | M.Fraboni | LS | 12 | 40% |
| | | | | Z.Cunningham | LB | 6 | 20% |