



BOLT UP
los angeles chargers football



GAME RELEASE



vs.



WEEK 15 | SUN. DEC. 15 | 1:25 PM PT

GAME RELEASE

213.719.6600 | Chargers.com | @Chargers

Josh.Rupprecht@Chargers.NFL.com | Jennifer.Rojas@Chargers.NFL.com

Lauren.Georgeson@Chargers.NFL.com | Brock.Anderson@Chargers.NFL.com

Leonie.Strehl@Chargers.NFL.com | Ricky.Martinez@Chargers.NFL.com



CHARGERS HOST BUCCANEERS IN WEEK 15

The Los Angeles Chargers square off with their final NFC opponent of the regular season, hosting the Tampa Bay Buccaneers in Week 15. Kickoff from SoFi Stadium on Sun., Dec. 15 is at 1:25 p.m. PT. Adam Amin, Mark Sanchez and Kristina Pink have the call on FOX, while Matt "Money" Smith, Daniel Jeremiah and Shannon Farren will broadcast on the Chargers Radio Network airwaves on ALT FM-98.7 as well as on SiriusXM 83 or 228 and on the SiriusXM app. Adrian Garcia-Marquez and Francisco Pinto will present the game in Spanish on Que Buena Los Angeles.

With a regular-season record of 8-4 (.667) against the Buccaneers, the Bolts host Tampa Bay for the first time since 2016. Four of the past six games between the teams have been decided by one score. In the all-time series, the Chargers are 5-1 when scoring 25-plus points.

Los Angeles features the NFL's top scoring defense, allowing just 15.9 points per game. The unit has held opponents to 20 points or less 11 times this season, the most such performances by a single defense this season. The Bolts are led on defense by linebacker **Daiyan Henley** and his team-leading 117 tackles, while the unit features four players with at least four sacks (**Tuli Tuipulotu**, **Khalil Mack**, **Bud Dupree** and **Joey Bosa**). On offense, quarterback **Justin Herbert** is among the league's best on third down, registering a 105.6 third-down passer rating. Wide receiver **Quentin Johnston** leads the team with a career-high seven touchdown grabs.

Tampa Bay's offense features quarterback Baker Mayfield, who has thrown 28 touchdowns and registered a 101.4 passer rating. Four different Buccaneers receivers have 40-plus catches and five touchdowns this year. Meanwhile, the team features a pair of running backs that have 500 yards, including Bucky Irving's 735 rushing yards.

The Bolts finish their regular-season home slate next week against Denver, which was flexed into *Thursday Night Football*. Kickoff on Thurs., Dec. 19, is slated for 5:15 p.m. PT.

BY THE NUMBERS

- 7** LB Daiyan Henley has posted seven games with 10-plus tackles this season, tied for the most in the NFL in 2024 and the second-most by a Charger in a single season since 2000.
- 11** The Chargers defense totaled 11 QB hits in the first half of the Week 14 matchup at Kansas City, tying for the most by any defense in a single first half since the turn of the century.

ON THE CALL

TELEVISION: FOX
Play-by-play: Adam Amin
Analyst: Mark Sanchez
Sideline: Kristina Pink

CHARGERS RADIO: ALT FM-98.7
Play-by-play: Matt "Money" Smith
Analyst: Daniel Jeremiah
Sideline: Shannon Farren

NATIONAL RADIO: COMPASS
Play-by-play: Josh Lewin
Analyst: Brian Baldinger

SPANISH RADIO: QUE BUENA
LOS ANGELES (FM-105.5/94.3)
Play-by-play: Adrian Garcia-Marquez
Analyst: Francisco Pinto

CHARGERS MOBILE APP: Official team news, full game stats and live press conferences are available on the Chargers mobile app. For more details, visit Chargers.com/app.

2024 CHARGERS SCHEDULE

PRESEASON (1-2)

Wk	Date	Opponent	TV	Result
1	Sat., Aug. 10	SEATTLE	CBS LA	L, 16-3
2	Sat., Aug. 17	L.A. RAMS	CBS LA	L, 13-9
3	Sat., Aug. 24	at Dallas	CBS LA	W, 26-19

REGULAR SEASON (8-5)

Wk	Date	Opponent	TV	Time*/Res.
1	Sun., Sept. 8	LAS VEGAS	CBS	W, 22-10
2	Sun., Sept. 15	at Carolina	CBS	W, 26-3
3	Sun., Sept. 22	at Pittsburgh	CBS	L, 20-10
4	Sun., Sept. 29	KANSAS CITY	CBS	L, 17-10
5	—	BYE	—	—
6	Sun., Oct. 13	at Denver	CBS	W, 23-16
7	Mon., Oct. 21	at Arizona	ESPN+	L, 17-15
8	Sun., Oct. 27	NEW ORLEANS	FOX	W, 26-8
9	Sun., Nov. 3	at Cleveland	CBS	W, 27-10
10	Sun., Nov. 10	TENNESSEE	FOX	W, 27-17
11	Sun., Nov. 17	CINCINNATI	NBC	W, 34-27
12	Mon., Nov. 25	BALTIMORE	ESPN	L, 30-23
13	Sun., Dec. 1	at Atlanta	CBS	W, 17-13
14	Sun., Dec. 8	at Kansas City	NBC	L, 19-17
15	Sun., Dec. 15	TAMPA BAY	FOX	1:25 p.m.
16	Thurs., Dec. 19	DENVER	PRIME	5:15 p.m.
17	TBD	at New England	TBD	TBD
18	TBD	at Las Vegas	TBD	TBD

**All Times Pacific*
HOME GAMES IN CAPS

2024 AFC WEST STANDINGS

Team	W	L	T	Pct.	PF	PA
Kansas City	12	1	0	.923	308	252
L.A. Chargers	8	5	0	.615	277	207
Denver	8	5	0	.615	305	234
Las Vegas	2	11	0	.154	236	361

RELEASE INDEX

Content	Page	Content	Page
The 2024 Schedule	2	Joey Bosa Notes	25
Buccaneers Series History	3	Tuli Tuipulotu Notes	27
The Matchup	4	Cameron Dicker Notes	28
Connections	6	Other Player Notes	30
Assistant Coaches	7	Career Stats vs. Buccaneers	33
Team Notes	8	2024 Stats	36
Justin Herbert Notes	11	Game Summaries	38
J.K. Dobbins Notes	19	Rosters & Transactions	45
Derwin James Jr. Notes	21	Media Information	54
Khalil Mack Notes	22		

BREAKING DOWN THE 2024 SCHEDULE

SERIES BREAKDOWN	2024 RECORD	NOTES
 <p>ALL-TIME: 59-68-2 HOME: 31-33-1 AWAY: 28-35-1 LAST: W, 22-10 – 2024 vs. Raiders</p>	<p>OVERALL: 2-11-0 HOME: 1-4-0 AWAY: 1-7-0 STANDING: 4th AFC West</p>	<p>The Chargers have won 15 of the past 21 home contests against the Raiders and defeated the Raiders in 12 of the last 20 road games. Los Angeles beat the Raiders at SoFi Stadium last season behind Khalil Mack's single-game franchise-record six sacks.</p>
 <p>ALL-TIME: 2-6-0 HOME: 0-4-0 AWAY: 2-2-0 LAST: W, 26-3 – 2024 at Panthers</p>	<p>OVERALL: 3-10-0 HOME: 2-5-0 AWAY: 1-5-0 STANDING: 4th NFC South</p>	<p>Los Angeles heads to Carolina to play the Panthers for just the fourth time in history and first since 2016. In the last matchup, a home game against Carolina in 2020, Justin Herbert made his second career start and threw for 330 yards, becoming the third player in NFL history to top 300 passing yards in each of his first two career starts.</p>
 <p>ALL-TIME: 9-24-0 HOME: 7-9-0 AWAY: 2-15-0 LAST: L, 20-10 – 2024 at Steelers</p>	<p>OVERALL: 10-3-0 HOME: 5-1-0 AWAY: 5-2-0 STANDING: 1st AFC North</p>	<p>The Bolts have won three of the last five bouts in the series, including the 2021 <i>Sunday Night Football</i> come-from-behind victory at home by four points where Justin Herbert become the first player in NFL history to throw for 350 yards and run for 90 in the same game.</p>
 <p>ALL-TIME: 57-71-1 HOME: 31-32-1 AWAY: 26-39-0 LAST: L, 19-17 – 2024 at Chiefs</p>	<p>OVERALL: 12-1-0 HOME: 7-0-0 AWAY: 5-1-0 STANDING: 1st AFC West</p>	<p>The Chargers have an all-time regular-season home record against the Chiefs of 31-31-1, with the last five matchups being decided by one score. The Chargers have won two of the last four road games against the Chiefs, including back-to-back wins in 2020 and 2021.</p>
 <p>ALL-TIME: 56-72-1 HOME: 37-27-0 AWAY: 19-45-1 LAST: W, 23-16 – 2024 at Broncos</p>	<p>OVERALL: 8-5-0 HOME: 4-2-0 AWAY: 4-3-0 STANDING: 3rd AFC West</p>	<p>The Bolts hold a 37-27 regular-season home record against the Broncos. In the 2022 home game on <i>Monday Night Football</i>, Los Angeles beat Denver in overtime, 19-16. 11 of the last 14 matchups in the Mile High City have been decided by one score, including six of them by less than seven points.</p>
 <p>ALL-TIME: 11-5-0 HOME: 7-1-0 AWAY: 4-4-0 LAST: L, 17-15 – 2024 at Cardinals</p>	<p>OVERALL: 6-7-0 HOME: 4-3-0 AWAY: 2-4-0 STANDING: 3rd NFC West</p>	<p>The Chargers hold a 11-4 (.733) all-time advantage against Arizona. Los Angeles has won five of the last six games, including a 25-24 come-from-behind victory in 2022. The Week 7 matchup marks the third-ever Monday night contest between the teams and the first since 2014.</p>
 <p>ALL-TIME: 8-6-0 HOME: 4-3-0 AWAY: 4-3-0 LAST: W, 26-8 – 2024 vs. Saints</p>	<p>OVERALL: 5-8-0 HOME: 3-4-0 AWAY: 2-4-0 STANDING: 3rd NFC South</p>	<p>The Chargers face the Saints for the 14th time in history, boasting a 7-6 all-time advantage. Typically high-scoring affairs, Los Angeles has eclipsed 25 points in five of the last six games. The late October matchup is the first home game for the Chargers between the teams since 2016.</p>
 <p>ALL-TIME: 20-9-1 HOME: 9-4-0 AWAY: 11-5-1 LAST: W, 27-10 – 2024 at Browns</p>	<p>OVERALL: 3-10-0 HOME: 2-4-0 AWAY: 1-6-0 STANDING: 4th AFC North</p>	<p>Winners of 14 of the last 18 matchups with Cleveland, the Chargers hold a 19-9-1 advantage in the regular-season series against the Browns. Los Angeles won the last matchup in Cleveland in 2022, 30-28, and is undefeated in all 14 games in the series when scoring 25 points.</p>
 <p>ALL-TIME: 29-16-1 HOME: 20-3-1 AWAY: 9-13-0 LAST: W, 27-17 – 2024 vs. Titans</p>	<p>OVERALL: 3-10-0 HOME: 1-5-0 AWAY: 2-5-0 STANDING: 4th AFC South</p>	<p>The Chargers are 28-16-1 (0.636) against the former AFL West rival. Los Angeles has won 11 of the past 14 games overall, eight straight as the home team. In the eight-straight home wins, the Bolts average 30.8 points and 401.3 net yards per game.</p>
 <p>ALL-TIME: 22-14-0 HOME: 11-7-0 AWAY: 11-7-0 LAST: W, 34-27 – 2024 vs. Bengals</p>	<p>OVERALL: 5-8-0 HOME: 1-5-0 AWAY: 4-3-0 STANDING: 3rd AFC North</p>	<p>The game will be the first home matchup for the Chargers against the Bengals since a 26-21 victory in 2018. The Bolts have won three-straight games against Cincinnati, including a 19-point victory in 2021 that saw Justin Herbert throw for 317 yards and three touchdowns, registering a 118.4 passer rating.</p>
 <p>ALL-TIME: 5-10-0 HOME: 4-6-0 AWAY: 1-4-0 LAST: L, 30-23 – 2024 vs. Ravens</p>	<p>OVERALL: 8-5-0 HOME: 4-2-0 AWAY: 4-3-0 STANDING: 2nd AFC North</p>	<p>The Chargers host the Ravens for the second-straight season, this time featuring brothers at the helm — Los Angeles Head Coach Jim Harbaugh and Baltimore Head Coach John Harbaugh. Last year, the Chargers and Ravens were also on primetime, squaring off on <i>Sunday Night Football</i>.</p>
 <p>ALL-TIME: 5-8-0 HOME: 1-6-0 AWAY: 4-2-0 LAST: W, 17-13 – 2024 at Falcons</p>	<p>OVERALL: 6-7-0 HOME: 3-4-0 AWAY: 3-3-0 STANDING: 2nd NFC South</p>	<p>The Bolts have won each of the past three matchups against Atlanta by three points, including one in 2022 that saw Cameron Dicker make a game-winning kick as time expired, earning him AFC Special Teams Player of the Week honors. Nine of the 12 games in series history were decided by one score.</p>
 <p>ALL-TIME: 8-4-0 HOME: 3-2-0 AWAY: 5-2-0 LAST: L, 38-31 – 2020 at Buccaneers</p>	<p>OVERALL: 7-6-0 HOME: 3-4-0 AWAY: 4-2-0 STANDING: 1st NFC South</p>	<p>With a regular-season record of 8-4 (.667) against the Buccaneers, the Bolts host Tampa Bay for the first time since 2016. Four of the past six games between the teams have been decided by one score. In the all-time series, the Chargers are 5-1 when scoring 25-plus points.</p>
 <p>ALL-TIME: 15-24-2 HOME: 6-12-1 AWAY: 10-12-1 LAST: W, 6-0 – 2023 at Patriots</p>	<p>OVERALL: 3-10-0 HOME: 1-5-0 AWAY: 2-5-0 STANDING: 4th AFC East</p>	<p>Los Angeles heads to New England for second-straight season, winning 6-0 last year for the team's first shutout since 2017. The Patriots hold a 24-15-2 advantage in the all-time series, with five of the last seven matchups having been decided by less than 10 points.</p>

CHARGERS-BUCCANEERS SERIES HISTORY

SERIES BREAKDOWN

All-Time Series Record	8-4
Regular Season Series Record	8-4
Chargers All-Time vs. Bucs	3-2
Last Time Home	Nov. 4, 2016 — L, 28-21
Current Streak	L, Three (3) games
Last Meeting	Oct. 4, 2020 at T.B. — L, 38-31
Longest Chargers Win Streak	Six (6) games (1976-94)
Longest Buccaneers Win Streak	Three (3) games (2012-pres.)
Head Coach Jim Harbaugh vs. T.B.	2-0
Harbaugh All-Time vs. T.B.*	10-5
Most Career GP vs. T.B.	LS Josh Harris (19)

**Including years as player*

TEAM SUPERLATIVES AGAINST BUCCANEERS

Most Points Scored41 — Twice; last: Dec. 21, 2008 at T.B.
Fewest Points Allowed	0 — Sept. 19, 1976 at T.B.
Average Points Scored276
Average Points Allowed	20.8
Most Points (Combined)	69 — Oct. 4, 2020 at T.B.
Fewest Points (Combined)23 — Sept. 19, 1976 at T.B.
Largest Margin of Victory31 — Oct. 28, 1990 vs. T.B.
Most Total Net Yards	445 — Dec. 13, 1981 at T.B.
Fewest Total Net Yards Allowed	125 — Sept. 19, 1976 at T.B.
Most Net Passing Yards	351 — Dec. 13, 1981 at T.B.
Fewest Net Passing Yards Allowed	-4 — Sept. 19, 1976 at T.B.
Most Rushing Yards	195 — Sept. 19, 1976 at T.B.
Fewest Rushing Yards Allowed	38 — Oct. 28, 1990 vs. T.B.
Most Takeaways	7 — Oct. 28, 1990 vs. T.B.
Most Giveaways4 — Dec. 13, 1981 at T.B.
Most Team Penalties	7 — Oct. 4, 2020 at T.B.
Fewest Team Penalties	1 — Nov. 11, 2012 at T.B.

ALL-TIME GAMES AGAINST BUCCANEERS

Date	Opponent	Result	Venue
Sept. 19, 1976	at Tampa Bay	W, 23-0	Tampa Stadium
Dec. 13, 1981	at Tampa Bay	W, 24-23	Tampa Stadium
Oct. 11, 1987	at Tampa Bay	W, 17-13	Tampa Stadium
Oct. 28, 1990	vs. Tampa Bay	W, 41-10	Jack Murphy Stadium
Nov. 22, 1992	vs. Tampa Bay	W, 29-14	Jack Murphy Stadium
Jan. 2, 1994	at Tampa Bay	W, 32-17	Tampa Stadium
Nov. 17, 1996	vs. Tampa Bay	L, 25-17	Jack Murphy Stadium
Dec. 12, 2004	vs. Tampa Bay	W, 31-24	Qualcomm Stadium
Dec. 21, 2008	at Tampa Bay	W, 41-24	Raymond James Stadium
Nov. 11, 2012	at Tampa Bay	L, 34-24	Raymond James Stadium
Dec. 4, 2016	vs. Tampa Bay	L, 28-21	Qualcomm Stadium
Oct. 4, 2020	at Tampa Bay	L, 38-31	Raymond James Stadium

MOST RECENT SINGLE-GAME HIGHS

Category	Date	Opp.	Player	No.
Completions	Dec. 13, 1981	at T.B.	D.Fouts	33
Comp. Pct.*	Oct. 11, 1987	at T.B.	R.Neuheisel	81.8
Passing Yards	Dec. 13, 1981	at T.B.	D.Fouts	351
Passing TDs	Dec. 21, 2008	at T.B.	P.Rivers	4
Passer Rating*	Oct. 4, 2020	at T.B.	J.Herbert	137.9
Rushing Yards	Dec. 12, 2004	vs. T.B.	L.Tomlinson	131
Rushing TDs	Oct. 28, 1990	vs. T.B.	M.Butts	3
Receptions	Oct. 4, 2020	at T.B.	K.Allen	8
Receiving Yards	Nov. 11, 2012	at T.B.	D.Alexander	134
Receiving TDs	Dec. 21, 2008	at T.B.	A.Gates	2
Scrim. Yards	Dec. 12, 2004	vs. T.B.	L.Tomlinson	150
Scrim. TDs	Oct. 28, 1990	vs. T.B.	M.Butts	3
Tackles	Dec. 12, 2004	vs. T.B.	D.Edwards	16
Sacks	Nov. 22, 1992	vs. T.B.	C.Mims	3.0
Interceptions	Dec. 12, 2004	vs. T.B.	D.Edwards	2
FG Made	Jan. 2, 1994	at T.B.	J.Carney	4
Net Punt Avg.**	Dec. 12, 2004	vs. T.B.	M.Scrifes	45.5

**Min. 20 Pass Attempts*

***Min. Three Punts*

THE MATCHUP

AT THE HELM



JIM HARBAUGH

Chargers Head Coach

Overall Record: 57-27-1 (.676)
 Reg. Season Record: 52-24-1 (.682)
 Postseason Record: 10-7 (.588)
 Record vs. T.B.: 2-0 (1.000)
 Home Record (Reg.): 27-10-1 (.724)

Hometown: Toledo, Oh.
 College: Michigan '87

Harbaugh brings with him a winning culture, posting a 144-52 record as a collegiate head coach and a 49-22-1 record as an NFL head coach. In four years, he led the San Francisco 49ers to three-straight NFC Championship Games, including an appearance in Super Bowl XLVII.

With a keen eye for talent and an ability to develop players, Harbaugh coached nine eventual first-round selections over his nine-season tenure at Michigan (2015-23). Over the course of his four seasons (2011-14) with San Francisco, Harbaugh coached 17 players to a combined 30 Pro Bowl selections — the second-most Pro Bowlers in the NFL in that time. Eight of those players were also recognized as first-team All-Pro selections from *The Associated Press*, including linebackers Patrick Willis (twice) and NaVorro Bowman (three times).

Prior to being a head coach in the NFL, Harbaugh spent four years at the helm at Stanford University (2007-10) and three at the University of San Diego (2004-06). He turned around a Stanford program that went 1-11 in 2006 and led the Cardinal to 29 wins over his four seasons in Palo Alto, Calif., including a 12-win season that culminated in an Orange Bowl victory in 2010. Harbaugh broke into the head coaching ranks at San Diego, leading the Toreros to a 29-6 record in three years.

Harbaugh played quarterback at the University of Michigan, finishing his career as one of the most efficient passers in college football history. He posted a 21-3-1 record as a starter for the Wolverines, earning first-team All-American honors and finishing third in voting for the Heisman Trophy in 1986. Harbaugh paced the nation in 1985 in passing efficiency rating, while his career passing efficiency rating ranked as the best in NCAA history for more than 12 years following his time at Michigan.



TODD BOWLES

Buccaneers Head Coach

Overall Record: 51-66 (.436)
 Reg. Season Record: 50-64 (.439)
 Postseason Record: 1-2 (.333)
 Record vs. LAC: 0-1 (.000)
 Road Record (Reg.): 23-34 (.404)

Hometown: Elizabeth, N.J.
 College: Temple — '85

Todd Bowles enters his third season as head coach of the Tampa Bay Buccaneers following his three seasons as the team's defensive coordinator (2019-21).

Over his first two seasons, Bowles accomplished a feat that no one else has through their first two years as Buccaneers head coach, leading the team to consecutive playoff appearances and consecutive NFC South division titles.

Since joining the Buccaneers in 2019, Bowles' defenses have set the standard for rush defense, leading the league in both fewest rushing yards per game allowed (93.0) and fewest rush yards per attempt allowed (3.9), while limiting opponents to the fourth-fewest rushing touchdowns (55). He has led an opportunistic defense that ranks first in opponent fumble recoveries (59), first in strip sacks (41), first in quarterback hits (535), second in sacks (235), second in forced fumbles (82), second in tackles for loss (439), third in goal-to-go efficiency (66.9%), fifth in takeaways (128), fifth in red zone efficiency (53.7%), sixth in fewest yards per play allowed (5.2), eighth in fewest net passing yards allowed per attempt (6.4), tied for eighth in defensive touchdowns (11), ninth in fewest yards per game allowed (334.2), ninth in passes defended (360) and 10th in lowest third-down conversion rate against (38.1%).

A native of New Jersey, Bowles and his wife, Taneka, have three sons, Todd Jr., Troy and Tyson. Todd Jr. currently plays collegiate football at Long Island, while Troy plays his collegiate football career at Georgia. The Bowles family is actively involved in the Tampa Bay community supporting organizations including Autism Speaks, The Spring of Tampa Bay, Big Brothers Big Sisters of Tampa Bay, and the Tampa Bay Buccaneers Foundation.

2024 REGULAR SEASON TEAM RANKINGS

8-5
 2nd (AFC West)

7-6
 1st (NFC South)

OFFENSE (NFL RANK)

21.3 (13th) Points Per Game 27.9 (5th)
 309.5 (24th) Net Yds. Per Game 379.3 (3rd)
 115.5 (19th) Net Rushing Yds. Per Game 138.3 (8th)
 198.1 (25th) Net Passing Yds. Per Game 241.0 (6th)
 5.30 (17th) Scrimmage Yds. Per Play 6.02 (5th)
 1/0 Opp. Interceptions/Return Yds. 13/148
 38/216 Sacks Allowed/Yds. 32/201
 16/5 Fumbles/Lost 21/5
 38.37% (15th) Third Down Pct. 47.17% (2nd)
 54.55% (19th) Red Zone TD Pct. 68.63% (4th)
 30:05 (16th) Time of Possession Avg. 30:52 (9th)
 6 (1st) Giveaways. 18 (20th)

DEFENSE (NFL RANK)

15.9 (1st) Points Per Game 23.8 (22nd)
 323.7 (11th) Net Yds. Per Game 368.5 (28th)
 117.6 (T-14th) Net Rushing Yds. Per Game 115.2 (11th)
 206.1 (8th) Net Passing Yds. Per Game 253.4 (30th)
 5.19 (7th) Scrimmage Yds. Per Play 5.62 (22nd)
 13/151 Interceptions/ Return Yds. 6/28
 39/192 Sacks/Yds. 35/236
 8/4 Opp. Fumbles/Lost 22/10
 35.03% (7th) Third Down Pct. 41.92% (23rd)
 41.94% (1st) Red Zone TD Pct. 51.02% (10th)
 17 (T-10th) Takeaways. 16 (T-12th)

+11 (3rd) TURNOVER MARGIN -2 (T-16th)

SPECIAL TEAMS (NFL RANK)

46.9 (20th) Punts-Avg. Yds. (Gross) 43.9 (29th)
 42.1 (16th) Punts-Avg. Yds. (Net) 37.7 (30th)
 12.8 (6th) Punt Returns-Avg. Per. 9.0 (21st)
 9.3 (18th) Punt Returns-Avg. Per Allowed. 13.5 (28th)
 29.4 (7th) Kickoff Returns-Avg. Per 25.3 (25th)
 28.5 (24th) Kickoff Returns-Avg. Per Allowed. 28.3 (22nd)
 28/30 (7th) Field Goals Made/Attempted. 21/23 (T-17th)

PENALTIES (NFL RANK)

74/556 (27th) Penalties Against/Yds. 77/579 (24th)

THE MATCHUP

WITHIN STRIKING DISTANCE

OLB Joey Bosa

- Needs a strip sack to be the first player to reach 10 since the beginning of the 2021 season.

WR Derius Davis

- Needs a kickoff return for a touchdown to be the second player to return both a punt and a kickoff for a score in the last four seasons.

K Cameron Dicker

- Needs four made field goals to reach 32 on the year, setting a single-season career high.
- Needs six made field goals to reach 34 on the year and tie the franchise single-season record.

OLB Bud Dupree

- With a start on Sunday, would reach 100 career starts.

DL Poona Ford

- Needs an interception to be the second interior defensive lineman with multiple picks in a season over the last 10 years.

LB Daiyan Henley

- Needs 10 tackles to record his eighth 10-tackle performance of the season, which would be good for the second-most by a Charger in a single season since 2000.

QB Justin Herbert

- Needs two completions to reach 1,849 for his career, passing QB Matthew Stafford for the second-most completions by any player in history before turning 27 years old.
- Needs 41 completions to reach 1,888 for his career, passing QB Drew Bledsoe for the most completions by any player in history before turning 27 years old.
- Needs 13 passing yards to reach 20,000 for his career.
 - With Sunday marking Herbert's 76th career game, he would tie as the fifth-fastest player in history to eclipse 20,000 passing yards.
 - Herbert would be 26 years, 280 days old on Sunday, becoming the third-youngest player in NFL history to eclipse 20,000 passing yards.
- Needs to throw at least 15 passes and zero interceptions to record his 12th consecutive game without an interception thrown (min. 15 att.), setting the longest streak in a single season in NFL history.
- Needs three passing touchdowns to be just the seventh player in NFL history with 130 or more passing scores within the first five seasons of a career.
- Needs a 300-yard performance for the 27th of his career to pass Hall of Fame QB Dan Marino and QB Andrew Luck and tie QB Jameis Winston for the third-most by any player through their first five pro seasons.

WR Quentin Johnston

- Needs 12 catches to reach 39 on the year and set a single-season career high.
- Needs 18 receiving yards to reach 432 on the year and set a single-season career-high.
- Needs three receiving touchdowns to reach 10 on the season and be the first Charger to do so since 2018.

OLB Khalil Mack

- Needs 3.5 sacks to reach 110.0 and surpass Miami DT Calais Campbell for the third-most among active NFL players.
- Needs 3.5 sacks to reach 110.0 for his career and be just the third active player to eclipse that mark.

WR Ladd McConkey

- Needs 14 receptions to reach 72 on the season and set the Chargers' single-season rookie record (WR Keenan Allen, 71 receptions in 2013).
- Needs 100 receiving yards to register his fourth 100-yard game of the season, good for the second-most by a rookie in Chargers history.

2024 INDIVIDUAL LEADERS



8-5
2nd (AFC West)

7-6
1st (NFC South)

PASSING YARDS

Herbert	2,764	Mayfield	3,329
Heinicke.	24	Trask	5

RUSHING YARDS

Dobbins.	766	Irving.	735
Edwards	274	White.	509
Herbert	224	Mayfield	241

RECEIVING YARDS

McConkey	815	Evans.	590
Palmer	492	Otton.	576
Dissly	418	Godwin	576
Johnston	414	White.	322

POINTS SCORED

Dicker	107	McLaughlin.	101
Dobbins	48	White.	48
Johnston	42	Evans.	42

INTERCEPTIONS

Molden.	3	McCollum	2
Still	3	Smith.	2
Seven others.	1	Two others	1

SACKS

Tuipulotu.	7.5	Vea	6.0
Mack	5.0	Kancey	6.0
Dupree.	5.0	David	4.0

TACKLES (SOLO)

Henley	117 (70)	David	92 (57)
James Jr.	77 (47)	Whitehead	76 (47)
Molden.	59 (32)	Britt	66 (35)
Perryman.	54 (38)	McCollum	41 (63)

KICKOFF RETURNS (AVG.)

Davis	11 (29.5)	Tucker	11 (29.9)
-----------------	-----------	------------------	-----------

PUNT RETURNS (AVG.); FC

Davis	14 (13.6); 19	Palmer.	9 (10.4); 9
-----------------	---------------	-----------------	-------------

FIELD GOALS

Dicker	28-30 (93.3%)	McLaughlin.	21-23 (93.1%)
------------------	---------------	---------------------	---------------


PUNTS (GROSS/NET AVG.)


Scott	63 (46.9/42.1)	Gill	27 (43.3/38.9)
-----------------	----------------	----------------	----------------

*Player no longer with team.


CHARGERS-BUCCANEERS CONNECTIONS


COLLEGE CONNECTIONS

	LAC	Jim Harbaugh	2015-23
	LAC	Ben Rabe	2019-23
	LAC	Ben Herbert	2018-23
	LAC	RB Hassan Haskins	2018-21
	LAC	Mike Elston	1999-00, 2022-23
TB	Larry Foote	1998-01	
TB	G Ben Bredeson	2016-19	

	LAC	Robert Muschamp	2015-18
	TB	CB Jamel Dean	2015-18
	TB	LB K.J. Britt	2017-20


	LAC	S Marcus Maye	2012-16
	TB	QB Kyle Trask	2016-20
	TB	John Van Dam	2015

	LAC	WR Ladd McConkey	2020-23
	LAC	OL Jamaree Salyer	2018-21
	LAC	Robert Muschamp	2021-22
	TB	S Tykee Smith	2021-23
	TB	Bryan McClendon	2022-23


	LAC	Jesse Minter	2009-12
	LAC	Chris O'Leary	2011-14
	TB	Corey Bichey	2012

	LAC	CB Kristian Fulton	2016-19
	LAC	WR DJ Chark Jr.	2014-18
	LAC	Jeff Carpenter	2021
	TB	WR Trey Palmer	2019-21
	TB	Jeff Kastl	2015


	LAC	CB Tarheeb Still	2020-23
	TB	WR Rakhim Jarrett	2020-22

	LAC	Marc Trestman	1975-77
	TB	Tom Moore	1975-76

	LAC	T Rashawn Slater	2017-20
	TB	DL Earnest Brown IV	2017-20

	LAC	CB Cam Hart	2019-23
	LAC	C Sam Mustipher	2014-18
	LAC	Mike Elston	2010-21
	LAC	Chris O'Leary	2018-23
	TB	C Robert Hainsey	2017-20

	LAC	TE Stone Smartt	2018
	TB	OLB Jose Ramirez	2018

	LAC	DL Otito Ogbonnia	2018-21
	TB	Thaddeus Lewis	2018-19

	LAC	TE Will Dissly	2014-17
	LAC	DB Elijah Molden	2017-20
	TB	NT Vita Vea	2014-17
	TB	DL Greg Gaines	2014-18
	TB	TE Cade Otton	2017-21
	TB	OLB Joe Tryon-Shoyinka	2017-20
	TB	TE Devin Culp	2018-23
	TB	WR Jalen McMillan	2020-23

Underlined indicates coaching or administrative roles.

NOTEWORTHY BONDS

Los Angeles **Head Coach Jim Harbaugh** coached Tampa Bay **G Ben Bredeson** at Michigan from 2016-19. Harbaugh and **Senior Offensive Assistant Marc Trestman** spent time with Buccaneers **Running Backs Coach Skip Peete** at the Raiders from 2002-03.

Tampa Bay **K Chase McLaughlin** (2019), **Tight Ends Coach Justin Peelle** (2002-05) and **Cornerbacks Coach Kevin Ross** (1996) played for the Chargers. Ross later returned to the Chargers as an assistant coach from 2007-08. Peelle and Ross crossed paths with Chargers **Assistant Offensive Line Coach Nick Hardwick** (2004-14) in their time with the team.

Tampa Bay **College Scout Zach Smith** is the son of Chargers **Director of Equipment Operations Chris Smith**.

Chargers **Senior Offensive Assistant Marc Trestman** spent the 1987 season with the Buccaneers. Trestman (1990-91) and Buccaneers **Senior Offensive Assistant Tom Moore** (1990-93) crossed paths as assistant coaches with the Vikings. Moore was an assistant coach when Trestman played at the University of Minnesota from 1975-77.


Tampa Bay **Wide Receivers Coach Bryan McClendon** was Los Angeles **WR Ladd McConkey's** Wide Receivers Coach at Georgia from 2022-23. McConkey (2020-23), **OL Jamaree Salyer** (2018-21) and **Defensive Quality Control Robert Muschamp** (2021-22) also spent time with Buccaneers **S Tykee Smith** (2021-23) at Georgia. The Bulldogs won back-to-back College Football Playoff National Championships in 2021 and 2022.

Tampa Bay **Quarterbacks Coach Thaddeus Lewis** spent the 2018 and 2019 seasons at UCLA, where he overlapped with Chargers **DL Otito Ogbonnia** (2018-21).

Buccaneers **DL Greg Gaines** is from La Habra, Calif. and attended La Habra High School.

PRO CONNECTIONS





LS Josh Harris (2012-21)  TEs Coach Justin Peelle (2021-23)
 TE Tucker Fisk (2022-23)  Special Teams Assistant Keith Tandy (2018)
 QB Taylor Heinicke (2023)
 OLB Bud Dupree (2023)


General Manager Joe Hortiz (1998-23)  C Ben Bredeson (2020)
 Defensive Coordinator Jesse Minter (2017-20)
 RGC/TEs Coach Andy Bischoff (2015-20)
 Offensive Coordinator Greg Roman (2006-07, 2017-22)
 C Bradley Bozeman (2018-21)
 RB Gus Edwards (2018-23)

C Bradley Bozeman (2022-23)  CB Troy Hill (2023-24)
 CB Dicaprio Bootle (2023)
 WR DJ Chark Jr. (2023)

Head Coach Jim Harbaugh (2002-03)  RBs Coach Skip Peete (1998-06)
 Sr. Offensive Assistant Marc Trestman (2001-03)  CBs Coach Kevin Ross (2010-11)
 WRs Coach Sanjay Lal (2007-11)

DL Morgan Fox (2016-20)  Offensive Coordinator Liam Coen (2018-20, 2022)
 RBs Coach Skip Peete (2016-20)
 DL Greg Gaines (2019-22)
 CB Troy Hill (2015-20, 2022)

OL Coach Mike Devlin (2006-14)  Sr. Offensive Assistant Tom Moore (2011)
 WRs Coach Sankay Lal (2012-14)  Special Teams Coord. Thomas McGaughey (2014)
 S Marcus Maye (2017-21)  Run Game Coord./DL Coach Kacy Rodgers (2015-18)
 Asst. General Manager Chad Alexander (2019-23)  Assistant Secondary Coach Tim Atkins (2016-18)
 K Chase McLaughlin 2020

Head Coach Jim Harbaugh (2011-14)  TEs Coach Justin Peelle (2011)
 LBs Coach NaVorro Bowman (2010-17)  T Justin Skule (2019-21)
 Asst. DL Coach Will Tukuafu (2010-13)
 Off. Asst./QBs Coach Jonathan Goodwin (2011-13)
 Offensive Coordinator Greg Roman (2011-14)
 QBs Coach Shane Day (2019-20)
 S Tony Jefferson (2021)

Italicized indicates coaches who were players at the time.

ASSISTANT COACHES



RYAN FICKEN

SPECIAL TEAMS COORDINATOR

18TH NFL SEASON | 3RD SEASON WITH CHARGERS



GREG ROMAN

OFFENSIVE COORDINATOR

26TH NFL SEASON | 1ST SEASON WITH CHARGERS



NAVORRO BOWMAN

LINEBACKERS

9TH NFL SEASON | 1ST SEASON WITH CHARGERS



JEFF CARPENTER

OFFENSIVE QUALITY CONTROL/WIDE RECEIVERS

1ST NFL SEASON | 1ST SEASON WITH CHARGERS



SHANE DAY

QUARTERBACKS

16TH NFL SEASON | 3RD SEASON WITH CHARGERS



MIKE ELSTON

DEFENSIVE LINE

1ST NFL SEASON | 1ST SEASON WITH CHARGERS



CHRIS GOULD

ASSISTANT SPECIAL TEAMS

10TH NFL SEASON | 3RD SEASON WITH CHARGERS



MIKE HIESTAND

DEFENSIVE ASSISTANT

6TH NFL SEASON | 3RD SEASON WITH CHARGERS



KIEL McDONALD

RUNNING BACKS

1ST NFL SEASON | 1ST SEASON WITH CHARGERS



ROBERT MUSCHAMP

DEFENSIVE QUALITY CONTROL

2ND NFL SEASON | 2ND SEASON WITH CHARGERS



DYLAN RONEY

DEFENSIVE ASSISTANT

1ST NFL SEASON | 1ST SEASON WITH CHARGERS



MARC TRESTMAN

SENIOR OFFENSIVE ASSISTANT


25TH NFL SEASON | 1ST SEASON WITH CHARGERS



JESSE MINTER

DEFENSIVE COORDINATOR

5TH NFL SEASON | 1ST SEASON WITH CHARGERS



ANDY BISCHOFF

RUN GAME COORDINATOR/TIGHT ENDS


12TH NFL SEASON | 1ST SEASON WITH CHARGERS



MARCUS BRADY

PASSING GAME COORDINATOR


7TH NFL SEASON | 1ST SEASON WITH CHARGERS



STEVE CLINKSCALE

DEFENSIVE BACKS

1ST NFL SEASON | 1ST SEASON WITH CHARGERS



MIKE DEVLIN

OFFENSIVE LINE


29TH NFL SEASON | 1ST SEASON WITH CHARGERS



JONATHAN GOODWIN

OFFENSIVE ASSISTANT/QUARTERBACKS

14TH NFL SEASON | 1ST SEASON WITH CHARGERS



NICK HARDWICK

ASSISTANT OFFENSIVE LINE

12TH NFL SEASON | 12TH SEASON WITH CHARGERS



SANJAY LAL

WIDE RECEIVERS

18TH NFL SEASON | 1ST SEASON WITH CHARGERS



RICK MINTER

SENIOR DEFENSIVE ANALYST

4TH NFL SEASON | 1ST SEASON WITH CHARGERS



CHRIS O'LEARY

SAFETIES

1ST NFL SEASON | 1ST SEASON WITH CHARGERS



PHIL SERCHIA

OFFENSIVE ASSISTANT

2ND NFL SEASON | 2ND SEASON WITH CHARGERS



WILL TUKUAFU

ASSISTANT DEFENSIVE LINE

4TH NFL SEASON | 1ST SEASON WITH CHARGERS

TEAM NOTES

WELCOME TO L.A.



26 players on Los Angeles' active roster are new this season.

HOW NEW CHARGERS WERE ACQUIRED

How Acquired	New Players
Draft Selections	7
Undrafted Free Agents/IPP	0
Veteran Free Agents	15
Practice Squad Signings	0
Trades	2
Waiver Claims	2
Totals	26

NEW CHARGERS ON THE ACTIVE ROSTER

Pos.	Player	Exp.	How Acq.
T	Joe Alt	R	Draft Selection (1-5)
C	Bradley Bozeman	7	Free Agent
WR	DJ Chark Jr.	7	Free Agent
LB	Junior Colson	R	Draft Selection (3-69)
TE	Will Dissly	7	Free Agent
RB	J.K. Dobbins	5	UFA (Baltimore)
OLB	Bud Dupree	10	Free Agent
LB	Troy Dye	5	UFA (Minnesota)
DL	Justin Eboigbe	R	Draft Selection (4-105)
RB	Gus Edwards	7	UFA (Baltimore)
TE	Tucker Fisk	2	Free Agent
DL	Poona Ford	7	UFA (Buffalo)
CB	Kristian Fulton	5	UFA (Tennessee)
CB	Cam Hart	R	Draft Selection (5-140)
RB	Hassan Haskins	3	Waivers (Tennessee)
QB	Taylor Heinicke	7	Trade (Atlanta)
S	Marcus Maye	8	Waivers (Miami)
WR	Ladd McConkey	R	Draft Selection (2-34)
DB	Elijah Molden	4	Trade (Tennessee)
C	Sam Mustipher	5	Free Agent
LB	Denzel Perryman	10	UFA (Houston)
LB	Shaquille Quarterman	5	Free Agent
WR	Jalen Reagor	4	Free Agent
CB	Tarheeb Still	R	Draft Selection (5-137)
DL	Teair Tart	5	Free Agent
RB	Kimani Vidal	R	Draft Selection (6-181)

COACH LOCATIONS

For the 2024 season, 16 members of the Chargers coaching staff will be down on the sideline while nine others will be up in the booth. The location of each coach can be seen below:

CHARGERS COACHES DOWN ON THE SIDELINE (16)

Name	Position
Jim Harbaugh	Head Coach
Ryan Ficken	Special Teams Coordinator
Jesse Minter	Defensive Coordinator
Andy Bischoff	Run Game Coordinator/Tight Ends
NaVorro Bowman	Linebackers
Marcus Brady	Passing Game Coordinator
Steve Clinkscale	Defensive Backs
Shane Day	Quarterbacks
Mike Devlin	Offensive Line
Mike Elston	Defensive Line
Jonathan Goodwin	Offensive Assistant/Quarterbacks
Chris Gould	Assistant Special Teams
Nick Hardwick	Assistant Offensive Line
Sanjay Lal	Wide Receivers
Kiel McDonald	Running Backs
Dylan Roney	Defensive Assistant

CHARGERS COACHES UP IN THE BOOTH (9)

Name	Position
Greg Roman	Offensive Coordinator
Jeff Carpenter	Offensive Quality Control/Wide Receivers
Mike Hiestand	Defensive Assistant
Rick Minter	Senior Defensive Analyst
Robert Muschamp	Defensive Quality Control
Chris O'Leary	Safeties
Phil Serchia	Offensive Assistant
Marc Trestman	Senior Offensive Assistant
Will Tukuafu	Assistant Defensive Line

TEAM NOTES

WINNING THE TAKEAWAY BATTLE

The Chargers have recorded 17 takeaways and six giveaways this season, a plus-11 turnover differential that is good for the third-best in the NFL in 2024.

TURNOVER DIFFERENTIAL, NFL, 2024

Rank	Team	TA	GA	Diff.
1.	Buffalo Bills	24	7	+17
	Pittsburgh Steelers	28	11	+17
3.	Los Angeles Chargers	17	6	+11
4.	Chicago Bears	20	10	+10
	Houston Texans	24	14	+10

Los Angeles' offense protects the football as well as any team in the NFL, as the six giveaways by the Bolts are good for the fewest in the league. The 2024 Chargers are among the best teams in franchise and league history at protecting the football.

GIVEAWAYS LEADERS, NFL, 2024

Rank	Team	Giveaways
1.	Los Angeles Chargers	6
2.	Buffalo Bills	7
3.	Baltimore Ravens	9
	Washington Commanders	9
5.	Chicago Bears	10

FEWEST TURNOVERS, SINGLE SEASON, CHARGERS HISTORY

Rank	Season	Turnovers
1.	2024	6
2.	2017	15
	2006	15
4.	2020	16
5.	2009	17

FEWEST TURNOVERS, SINGLE SEASON, NFL HISTORY

Rank	Season	Team	Turnovers
1.	2024	Los Angeles Chargers	6
2.	2024	Buffalo Bills	7
3.	2019	New Orleans Saints	8
4.	2024	Baltimore Ravens	9
	2024	Washington Commanders	9
6.	2024	Chicago Bears	10
	2011	San Francisco 49ers	10
	2010	New England Patriots	10

A TOP DEFENSE

The Chargers rank No. 1 in the NFL in scoring defense in 2024, allowing just 15.9 points per game so far this season. It's on pace to be the best scoring defense for the Chargers since 1992 (15.1 points per game).

In each of the first 10 games this season, the Chargers defense held opponents to seven or fewer points in the first half. It was the longest streak since 2001, when the Cleveland Browns held opponents to seven or fewer points in 10 consecutive games. The Bolts have now held opponents to seven or fewer points in the first half 11 times this season.

POINTS ALLOWED PER GAME, NFL, 2024

Rank	Team	Points Allowed/Game
1.	Los Angeles Chargers	15.9
2.	Denver Broncos	18.0
	Detroit Lions	18.0
	Philadelphia Eagles	18.0
5.	Pittsburgh Steelers	18.3

CONSECUTIVE FIRST HALVES WITH SEVEN OR FEWER POINTS ALLOWED, NFL, SINCE 2000

Rank	Seasons	Team	Games
1.	2024	Los Angeles Chargers	10
	2001	Cleveland Browns	10
3.	2011	San Francisco 49ers	8
	2002-03	San Francisco 49ers	8
	2000	Baltimore Ravens	8

TEAM NOTES

GETTING OFF THE FIELD

The Chargers defense is among the league's best on third down, allowing conversions on 35.0 percent of third-down attempts, ranking No. 4 in the AFC and seventh in the NFL. Additionally, the Bolts defense has forced the offense into a three-and-out on 34 of the team's 140 defensive drives (24.3 pct.). It's the fourth-highest defensive three-and-out rate in the AFC and ranks No. 5 in the NFL.

THIRD DOWN DEFENSE, NFL, 2024

Rank	Team	3D Att.	3D Conv.	3D Pct.
1.	Detroit	144	45	31.3
2.	Pittsburgh	154	50	32.5
3.	Philadelphia	160	55	34.4
4.	Miami	154	53	34.4
5.	Dallas	156	54	34.6
6.	Houston	170	59	34.7
7.	L.A. Chargers	177	62	35.0
8.	Chicago	164	58	35.4
9.	New Orleans	160	57	35.6
	Tennessee	160	57	35.6

DEFENSIVE THREE-AND-OUT PERCENTAGE, NFL, 2024

Rank	Team	Percentage
1.	Pittsburgh Steelers	28.2
2.	Seattle Seahawks	26.2
3.	Miami Dolphins	25.7
4.	Tennessee Titans	24.3
5.	Los Angeles Chargers	24.3
6.	Cleveland Browns	24.1

GET AFTER THE QUARTERBACK

The Los Angeles defense has gotten after the quarterback this season, ranking No. 5 in the NFL with 39 sacks.

In the month of November, the Bolts defense posted 17 sacks, ranking No. 2 in the NFL over that span.

SACKS, NFL, 2024

Rank	Team	Sacks
1.	Denver Broncos	47
2.	Houston Texans	42
3.	Baltimore Ravens	41
4.	Minnesota Vikings	40
5.	Los Angeles Chargers	39
6.	New York Giants	38
7.	New York Jets	37
	Philadelphia Eagles	37

SACKS, NOVEMBER, NFL, 2024

Rank	Team	Sacks
1.	Baltimore Ravens	18
2.	Los Angeles Chargers	17
3.	Baltimore Ravens	15
4.	Arizona Cardinals	14
	Denver Broncos	14
	Los Angeles Rams	14
	Minnesota Vikings	14

In Week 14, the Bolts defense totaled 13 quarterback hits, including 11 in the first half. The 11 first-half hits tied for the most in a single first half by any NFL defense since 2000.

MOST QUARTERBACK HITS, SINGLE FIRST HALVES, NFL, SINCE 2000

Rank	Team	Game	QB Hits
1.	L.A. Chargers	Dec. 8, 2024 at K.C.	11
	Pittsburgh	Sept. 20, 2020 vs. Den.	11
	Baltimore	Sept. 24, 2006 at Cle.	11
4.	Miami	Dec. 17, 2023 vs. NYJ	10
	Washington	Oct. 9, 2022 vs. Ten.	10
	Baltimore	Oct. 11, 2020 vs. Cin.	10
	Kansas City	Dec. 13, 2018 vs. LAC	10
	Seattle	Nov. 26, 2017 at S.F.	10
	Arizona	Nov. 5, 2017 at S.F.	10
	Arizona	Dec. 24, 2016 at Sea.	10
	Houston	Nov. 2, 2014 vs. Phi.	10
	Baltimore	Oct. 12, 2014 at T.B.	10
	Houston	Sept. 28, 2014 vs. Buf.	10
	Houston	Nov. 24, 2013 vs. Jax.	10
	Tennessee	Dec. 17, 2006 vs. Jax.	10
	New England	Sept. 24, 2006 vs. Den.	10

JUSTIN HERBERT

BIG-TIME PERFORMER

After he set rookie records in 2020 with eight 300-yard games and six three-touchdown performances, **Justin Herbert** continues to put up big-time performances.

Herbert has topped 300 passing yards 26 times in his career, tied for the fourth-most in a player's first five pro seasons in NFL history.

MOST GAMES WITH 300-PLUS PASSING YARDS, FIRST FIVE SEASONS, NFL HISTORY

Rank	Team	Player	Games
1.	K.C.	QB Patrick Mahomes	31
2.	StL	QB Kurt Warner*	29
3.	T.B.	QB Jameis Winston	27
4.	LAC	QB Justin Herbert	26
	Mia.	QB Dan Marino*	26
	Ind.	QB Andrew Luck	26
7.	LAR	QB Jared Goff	25

**Pro Football Hall of Famer*

Herbert has thrown at least three touchdowns in 19 games, tied for No. 6 over a player's first five seasons. He has thrown multiple touchdown passes in 40 career games, tied for the seventh-most by a player through their first five professional seasons.

The fifth-year passer has thrown two or more touchdowns and eclipsed a passer rating of 100 in 29 career games, tied for the third-most by any player through the first five seasons of a career in NFL history.

MOST GAMES WITH THREE-PLUS TOUCHDOWN PASSES, FIRST FIVE SEASONS, NFL HISTORY

Rank	Team	Player	Games
1.	Mia.	QB Dan Marino*	33
2.	K.C.	QB Patrick Mahomes	28
3.	Cin.	QB Joe Burrow	23
4.	StL	QB Kurt Warner*	21
5.	Buf.	QB Josh Allen	20
6.	LAC	QB Justin Herbert	19
	Ind.	QB Peyton Manning*	19
8.	Atl.	QB Matt Ryan	18
	Cin.	QB Andy Dalton	18
	Dal.	QB Dak Prescott	18

MOST GAMES WITH MULTIPLE TOUCHDOWN PASSES, FIRST FIVE SEASONS, NFL HISTORY

Rank	Team	Player	Games
1.	Mia.	QB Dan Marino*	50
	K.C.	QB Patrick Mahomes	46
3.	Buf.	QB Josh Allen	45
	Ind.	QB Andrew Luck	45
5.	Ind.	QB Peyton Manning*	43
6.	Cin.	QB Joe Burrow	42
7.	LAC	QB Justin Herbert	40
	Cin.	QB Andy Dalton	40
9.	Atl.	QB Matt Ryan	39

**Pro Football Hall of Famer*



HERBERT AS A PRO

Since entering the NFL, **Justin Herbert** ranks inside the NFL's top five in completions, passing yards, passing touchdowns and combined touchdowns. His 26 games with 300-plus passing yards rank No. 3 in the NFL since 2020.

PASSING COMPLETIONS, NFL, SINCE 2020

Rank	Team/s	Player	Completions
1.	K.C.	QB Patrick Mahomes	1,978
2.	LAC	QB Justin Herbert	1,847
3.	Buf.	QB Josh Allen	1,801
4.	LAR/Det.	QB Jared Goff	1,767
5.	Min./Atl.	QB Kirk Cousins	1,653

PASSING YARDS, NFL, SINCE 2020

Rank	Team/s	Player	Passing Yards
1.	K.C.	QB Patrick Mahomes	22,201
2.	Buf.	QB Josh Allen	20,573
3.	LAC	QB Justin Herbert	19,987
4.	LAR/Det.	QB Jared Goff	19,475
5.	Min./Atl.	QB Kirk Cousins	18,760

PASSING TOUCHDOWNS, NFL, SINCE 2020

Rank	Team/s	Player	Passing Touchdowns
1.	K.C.	QB Patrick Mahomes	163
2.	Buf.	QB Josh Allen	160
3.	Min./Atl.	QB Kirk Cousins	132
4.	G.B./NYJ	QB Aaron Rodgers	131
5.	Cin.	QB Joe Burrow	130
6.	LAC	QB Justin Herbert	128
7.	Det.	QB Jared Goff	123

COMBINED TOUCHDOWNS, NFL, SINCE 2020

Rank	Team/s	Player	Combined Touchdowns
1.	Buf.	QB Josh Allen	205
2.	K.C.	QB Patrick Mahomes	172
3.	LAC	QB Justin Herbert	141
	Cin.	QB Joe Burrow	141
5.	G.B./NYJ	QB Aaron Rodgers	138
6.	Phi.	QB Jalen Hurts	137

JUSTIN HERBERT



COMPLETING RECORDS

After setting the rookie completions record in 2020, **Justin Herbert** has completed 1,847 career passes, the most in NFL history through a player's first five seasons.

COMPLETIONS, FIRST FIVE SEASONS, NFL HISTORY

Rank	Team	Player	Completions
1.	LAC	QB Justin Herbert	1,847
2.	Oak.	QB Derek Carr	1,759
3.	Ind.	QB Peyton Manning*	1,749
4.	Atl.	QB Matt Ryan	1,654
5.	Mia.	QB Ryan Tannehill	1,653

**Pro Football Hall of Famer*

Herbert eclipsed 1,800 career completions in Week 12 during his 73rd career game, tying Kansas City QB Patrick Mahomes as the fastest players to reach that mark in NFL history. The fifth-year passer previously set the all-time records as the fastest player in NFL history to reach 1,000 completions (38th career game) and 1,500 completions (57th career game).

FEWEST GAMES TO 1,800 COMPLETIONS, NFL HISTORY

Rank	Team/s	Player	Games
1.	LAC	QB Justin Herbert	73
	K.C.	QB Patrick Mahomes	73
2.	Det.	QB Matthew Stafford	75
3.	Ind.	QB Andrew Luck	79
	StL/Phi./Min.	QB Sam Bradford	79
	Was./Min.	QB Kirk Cousins	79

Herbert completed the second-most passes ever by any player before turning 26 years old and currently has the third-most completions in history by any player before turning 27 years old.

COMPLETIONS BEFORE TURNING 27 YEARS OLD, NFL HISTORY

Rank	Team/s	Player	Completions
1.	N.E.	QB Drew Bledsoe	1,887
2.	Det.	QB Matthew Stafford	1,848
3.	LAC	QB Justin Herbert	1,847
4.	Ind.	QB Peyton Manning*	1,749
5.	LAR/Det.	QB Jared Goff	1,667
6.	Buf.	QB Josh Allen	1,604
	K.C.	QB Patrick Mahomes	1,604

**Pro Football Hall of Famer*

ELITE ON THIRD DOWN

Justin Herbert has been among the best passers on third down this season. He is tied for No. 4 in the NFL with eight passing touchdowns on third down in 2024, while his 105.6 passer rating ranks No. 6 among NFL passers with 50 third-down passing attempts.

PASSING TOUCHDOWNS, THIRD DOWN, NFL, 2024

Rank	Team	Player	Passing Touchdowns
1.	Cin.	QB Joe Burrow	10
	K.C.	QB Patrick Mahomes	10
3.	G.B.	QB Jordan Love	9
4.	LAC	QB Justin Herbert	8
	Bal.	QB Lamar Jackson	8
	Buf.	QB Josh Allen	8
	Min.	QB Sam Darnold	8
8.	—	Five Other Players	7

PASSER RATING, THIRD DOWN, MIN. 50 ATT., NFL, 2024

Rank	Team	Player	Passer Rating
1.	Det.	QB Jared Goff	119.5
2.	K.C.	QB Patrick Mahomes	117.3
3.	Bal.	QB Lamar Jackson	115.8
4.	Cin.	QB Joe Burrow	110.4
5.	N.O.	QB Derek Carr	109.6
6.	LAC	QB Justin Herbert	105.6
7.	Pit.	QB Russell Wilson	99.8
8.	Buf.	QB Josh Allen	98.9

A STRONG START

In each of the team's first 10 games this season, **Justin Herbert** registered a passer rating of at least 90.0 — becoming the fifth player ever to do so in the first 10 games of a season.

CONSECUTIVE GAMES TO START A SEASON WITH 90.0 PASSER RATING OR HIGHER, NFL HISTORY

Rank	Season	Team	Player	Games
1.	2004	Ind.	QB Peyton Manning ^{^**}	15
2.	2018	LAC	QB Philip Rivers*	13
	2011	G.B.	QB Aaron Rodgers ^{^**}	13
4.	2007	N.E.	QB Tom Brady ^{^**}	11
5.	2024	LAC	QB Justin Herbert	10
	2013	Den.	QB Peyton Manning ^{^**}	10

[^]Associated Press Most Valuable Player

^{*}Pro Bowl Selection

[†]Associated Press First-Team All-Pro

JUSTIN HERBERT

PROTECTING THE FOOTBALL

This season, **Justin Herbert** has thrown 14 touchdowns to just one interception — registering a 14.0 touchdown-to-interception ratio, which ranks tied for No. 1 in NFL history in a single season among players with at least 300 passing attempts. Herbert is the only player in NFL history to have one or fewer interceptions in a single season while throwing at least 300 passes. His passing interception percentage of 0.3 is the best in history by any player in a season (min. 300 att.).

Herbert became just the second player in NFL history to have 11-straight games without an interception in a single season (min. 15 att. in each game). He also is just the second player in NFL history to have at least 2,500 passing yards and one-or-fewer interceptions through the first 13 games of a season (QB Aaron Rodgers, 2018).

TOUCHDOWN-TO-INTERCEPTION RATIO, MIN. 300 ATT., SINGLE SEASON, NFL HISTORY

Rank	Season	Team	Player	Ratio
1.	2024	LAC	QB Justin Herbert	14.0
	2016	N.E.	QB Tom Brady	14.0
3.	2013	Phi.	QB Nick Foles	13.5
4.	2018	G.B.	QB Aaron Rodgers	12.5

CONSECUTIVE GAMES WITHOUT AN INTERCEPTION, MIN. 15 ATTEMPTS IN EACH GAME, SINGLE SEASON, NFL HISTORY

Rank	Season	Team	Player	Consecutive Games
1.	2024	LAC	QB Justin Herbert	11
	2010	N.E.	QB Tom Brady	11
3.	2018	Oak.	QB Derek Carr	10

Herbert has thrown 335 passes since his last interception on Sept. 15, 2024, the fifth-longest streak in NFL history.

The 335 pass attempts without an interception is a team record, breaking his own previous team record, where he threw 233 consecutive passes without an interception.

CONSECUTIVE PASS ATTEMPTS WITHOUT AN INTERCEPTION, NFL HISTORY

Rk.	Team	Quarterback	Dates	Consec. Attempts
1.	G.B.	Aaron Rodgers	Sept. 30, 2018-Dec. 16, 2018	402
2.	T.B.	Tom Brady	Sept. 11, 2022-Nov. 13, 2022	399
3.	Det.	Jared Goff	Nov. 6, 2022-Sept. 17, 2023	383
4.	N.E.	Tom Brady	Oct. 17, 2010-Nov. 12, 2011	358
5.	LAC	Justin Herbert	Sept. 15, 2024-Present	335
6.	Oak.	Derek Carr	Oct. 7, 2018-Dec. 30, 2018	332

CONSECUTIVE PASS ATTEMPTS WITHOUT AN INTERCEPTION, CHARGERS HISTORY

Rank	Quarterback	Dates	Consec. Attempts
1.	Justin Herbert	Sept. 15, 2024-Present	335
2.	Justin Herbert	Dec. 26, 2022-Oct. 1, 2023	233
3.	Drew Brees	Oct. 17, 2004-Dec. 5, 2004	194
4.	Philip Rivers	Nov. 27, 2011-Dec. 24, 2011	170
5.	Dan Fouts	Sept. 27, 1981-Oct. 25, 1981	168

HERBERT SETS PASSING YARDS RECORD

In 2023, **Justin Herbert** set the record for passing yards through a player's first four seasons (17,223). His 19,987 career passing yards rank No. 2 in NFL history through the first five seasons of a career. Herbert is also the only player ever to eclipse 4,000 yards in each of his first three years and the only player to top 4,500 yards in two of his first three seasons.

PASSING YARDS, FIRST FIVE SEASONS, NFL HISTORY

Rank	Team	Player	Passing Yards
1.	Ind.	QB Peyton Manning*	20,618
2.	LAC	QB Justin Herbert	19,987
3.	T.B.	QB Jameis Winston	19,737
4.	Mia.	QB Dan Marino*	19,422
5.	Ind.	QB Andrew Luck	19,078

*Pro Football Hall of Famer

Herbert topped 15,000 passing yards in his 52nd career game, becoming the second-fastest player in history to eclipse that mark. He currently has 19,987 yards and can be among the fastest and youngest players ever to reach 20,000 passing yards.

FEWEST GAMES TO 20,000 PASSING YARDS, NFL HISTORY

Rank	Team/s	Player	Games
1.	K.C.	QB Patrick Mahomes	67
2.	Det.	QB Matthew Stafford	71
3.	Mia.	QB Dan Marino*	74
	Ind.	QB Andrew Luck	74
5.	StL/NYG/Ari.	QB Kurt Warner*	76
	Was./Min.	QB Kirk Cousins	76
—	LAC	QB Justin Herbert	75

YOUNGEST PLAYERS TO REACH 20,000 CAREER PASSING YARDS, NFL HISTORY

Rank	Team/s	Player	Age (Years-Days)
1.	N.E.	QB Drew Bledsoe	26-253
2.	Ind.	QB Peyton Manning*	26-266
3.	Det.	QB Matthew Stafford	26-282
4.	Mia.	QB Dan Marino*	27-3
5.	K.C.	QB Patrick Mahomes	27-15
6.	LAR/Det.	QB Jared Goff	27-17
7.	Buf.	QB Josh Allen	27-154
—	LAC	QB Justin Herbert	26-280^

*Pro Football Hall of Famer

^26 years, 280 days old on Dec. 15, 2024

JUSTIN HERBERT

TOUCHDOWN MACHINE

After setting the all-time rookie record with 31 touchdown passes in 2020, **Justin Herbert** joined Hall of Famer Peyton Manning as the only players ever to throw 25 touchdown passes in each of their first three seasons.

Herbert has now thrown for 127 career passing scores, tied for No. 7 in NFL history through the first five seasons of a career. In 2023, he eclipsed 100 career touchdown passes in Week 3, making him the fifth-fastest (52 games) and fourth-youngest (25 years, 198 days) to eclipse that mark.

PASSING TOUCHDOWNS, FIRST FIVE SEASONS, NFL HISTORY

Rank	Team	Player	Passing Touchdowns
1.	Mia.	QB Dan Marino*	168
2.	K.C.	QB Patrick Mahomes	151
3.	Ind.	QB Peyton Manning*	138
	Buf.	QB Josh Allen	138
5.	Ind.	QB Andrew Luck	132
6.	Cin.	QB Joe Burrow	130
7.	LAC	QB Justin Herbert	127
	Atl.	QB Matt Ryan	127
	Sea.	QB Russell Wilson	127
10.	Cin.	QB Andy Dalton	124

FEWEST GAMES TO 100 PASSING TOUCHDOWNS, NFL HISTORY

Rank	Team	Player	Games
1.	K.C.	QB Patrick Mahomes	40
2.	Mia.	QB Dan Marino*	44
3.	StL	QB Kurt Warner*	50
4.	Bal.	QB Johnny Unitas*	51
5.	LAC	QB Justin Herbert	52
6.	Hou.	QB Deshaun Watson	53

YOUNGEST PLAYERS TO REACH 100 CAREER PASSING TOUCHDOWNS, NFL HISTORY

Rank	Team	Player	Age (Years-Days)
1.	Mia.	QB Dan Marino*	24-357
2.	K.C.	QB Patrick Mahomes	25-52
3.	Hou.	QB Deshaun Watson	25-104
4.	LAC	QB Justin Herbert	25-198
5.	Buf.	QB Josh Allen	25-219
6.	Ind.	QB Peyton Manning*	25-232

*Pro Football Hall of Famer

CAPTAIN COMEBACK

Justin Herbert has led the Bolts to 11 career come-from-behind victories in the fourth quarter or overtime.

HERBERT'S FOURTH QUARTER/OVERTIME COMEBACK WINS

Date	Opponent	4Q/OT Deficit	Result
Dec. 17, 2020	at Las Vegas	24-27 (OT)	W, 30-27 (OT)
Sept. 12, 2021	at Washington	13-16	W, 20-16
Sept. 26, 2021	at Kansas City	21-24	W, 30-24
Oct. 10, 2021	vs. Cleveland	35-42	W, 47-42
Nov. 7, 2021	at Philadelphia	16-17	W, 27-24
Nov. 21, 2021	vs. Pittsburgh	34-37	W, 37-34
Oct. 9, 2022	at Cleveland	27-28	W, 30-28
Oct. 17, 2022	vs. Denver	13-16	W, 19-16 (OT)
Nov. 6, 2022	at Atlanta	14-17	W, 20-17
Nov. 27, 2022	at Arizona	17-24	W, 25-24
Sept. 24, 2023	at Minnesota	21-24	W, 28-24

Herbert's 11 career come-from-behind wins in the fourth quarter or overtime are the tied for the third-most in NFL since he entered the professional ranks in 2020.

FOURTH QUARTER/OVERTIME COMEBACK WINS, NFL, SINCE 2020

Rank	Team/s	Player	4Q/OT Comeback Wins
1.	K.C.	QB Patrick Mahomes	16
2.	Min./Atl.	QB Kirk Cousins	15
3.	LAC	QB Justin Herbert	11
	LAR/Det.	QB Jared Goff	11
	Sea./Den./Pit.	QB Russell Wilson	11
6.	Ari.	QB Kyler Murray	10
	L.V./N.O.	QB Derek Carr	10
	Pit.	QB Ben Roethlisberger	10
	T.B.	QB Tom Brady	10

JUSTIN HERBERT

CLOSING OUT WINS

Justin Herbert has been clutch late in games dating back to his rookie season. In his career, Herbert has engineered 15 game-winning drives in the fourth quarter or overtime, good for the fourth-most since he entered the NFL in 2020.

JUSTIN HERBERT'S CAREER GAME-WINNING DRIVES

Game	Drive Length	Game-Winning Score
Dec. 13, 2020 vs. Atl.	6 plays, 49 yds (0:31)	Badgley 43-yd FG
Dec. 17, 2020 at L.V.	5 plays, 75 yds (1:49)	Herbert 1-yd TD run*
Dec. 27, 2020 vs. Den.	7 plays, 56 yds (2:01)	Badgley 37-yd FG
Sept. 12, 2021 at Was.	3 plays, 3 yds (0:45)	M.Williams 3-yd TD rec.
Sept. 26, 2021 at K.C.	8 plays, 59 yds (1:10)	M.Williams 4-yd TD rec.
Oct. 10, 2021 vs. Cle.	5 plays, 48 yds (0:31)	Ekeler 3-yd TD run
Nov. 7, 2021 at Phi.	15 plays, 64 yds (6:05)	Hopkins 29-yd FG
Nov. 21, 2021 vs. Pit.	3 plays, 75 yds (1:15)	M.Williams 53-yd TD rec.
Oct. 9, 2022 at Cle.	13 plays, 66 yds (6:26)	Bertolet 27-yd FG
Oct. 17, 2022 vs. Den.	4 plays, 7 yds (2:08)	Hopkins 39-yd FG*
Nov. 6, 2022 at Atl.	3 plays, 24 yds (0:34)	Dicker 37-yd FG
Nov. 27, 2022 at Ari.	7 plays, 38 yds (1:33)	Ekeler 1-yd TD rec.
Dec. 18, 2022 vs. Ten.	6 plays, 52 yards (0:44)	Dicker 43-yd FG
Sept. 24, 2023 at Min.	7 plays, 75 yards (3:15)	Palmer 30-yd TD rec.
Nov. 17, 2024 vs. Cin.	4 plays, 84 yards (0:27)	Dobbins 29-yd TD run

*Game-winning drive was in overtime

GAME-WINNING DRIVES IN FOURTH QUARTER OR OVERTIME, NFL, SINCE 2020

Rank	Team/s	Player	Game-Winning Drives
1.	K.C.	QB Patrick Mahomes	19
2.	Min./Atl.	QB Kirk Cousins	18
3.	L.V./N.O.	QB Derek Carr	16
4.	LAC	QB Justin Herbert	15
5.	Buf.	QB Josh Allen	13
	LAR/Det.	QB Jared Goff	13
	T.B.	QB Tom Brady	13

Herbert posted a game-winning drive in the fourth quarter or overtime of three-straight games in 2020, becoming just the third rookie to do so since the 1970 NFL-AFL merger. The two others — Ben Roethlisberger (2004) and Vince Young (2006) — also won Offensive Rookie of the Year honors from *The Associated Press*.

ROOKIE QUARTERBACKS WITH THREE CONSECUTIVE GAME-WINNING DRIVES, SINCE 1970

Season	Team	Quarterback	Consecutive Games
2020	LAC	Justin Herbert*	3 (Dec. 13 — Dec. 27)
2006	Ten.	Vince Young*	3 (Nov. 26 — Dec. 10)
2004	Pit.	Ben Roethlisberger*	3 (Dec. 5 — Dec. 18)

*Won AP Offensive Rookie of the Year



DUAL-THREAT QUARTERBACK

Justin Herbert set the record for combined touchdowns as a rookie (36) and through a player's first two seasons (77). His 102 combined touchdowns were also the most in history through the first three seasons of a career.

He now has 141 career combined touchdowns, tied for the seventh-most in NFL history through the first five seasons of a career.

COMBINED TOUCHDOWNS, FIRST FIVE SEASONS, NFL HISTORY

Rank	Team	Player	Combined Touchdowns
1.	Buf.	QB Josh Allen	176
2.	Mia.	QB Dan Marino*	171
3.	Car.	QB Cam Newton	160
4.	K.C.	QB Patrick Mahomes	159
5.	Ind.	QB Peyton Manning*	147
6.	Ind.	QB Andrew Luck	146
7.	LAC	QB Justin Herbert	141
	Cin.	QB Joe Burrow	141
9.	Sea.	QB Russell Wilson	140
10.	Cin.	QB Andy Dalton	138
11.	Phi.	QB Jalen Hurts	137

*Pro Football Hall of Famer

In the team's Week 10 win over Tennessee, Herbert ran in a four-yard score and threw a 16-yard touchdown, marking his 11th career game with a passing and a rushing touchdown. His 11 such games are the second-most in Chargers history.

MOST GAMES WITH A PASSING TOUCHDOWN AND A RUSHING TOUCHDOWN, CHARGERS HISTORY

Rank	Seasons	Player	Games
1.	1962-72	QB John Hadl*	12
2.	2020-Present	QB Justin Herbert	11
3.	1960-62	QB Jack Kemp	10
4.	1973-87	QB Dan Fouts*	9
5.	2001-09	RB LaDainian Tomlinson	5

*Pro Football Hall of Famer

JUSTIN HERBERT

THREADING THE NEEDLE ON THIRD DOWN

In his 75 career starts, **Justin Herbert** has been the one of the best passers in the NFL at moving the chains on third down. He has completed 446 passes on 730 attempts (61.1 pct.) for 5,367 yards and 50 touchdowns with 18 interceptions (96.2 passer rating). Herbert's 446 completions lead the NFL, while his 5,367 passing yards rank second on third down since 2020.

Herbert tied for the league lead with 14 touchdown passes on third down in 2020, good for the most by a rookie in the last 40 seasons. He has added 36 since then, giving him 50 third-down passing scores since entering the professional ranks, which is good for No. 2 over that span.

Herbert's 96.2 passer rating on third down ranks 10th in the NFL over the last five years among players with at least 300 passing attempts on third down.

THIRD DOWN COMPLETIONS, NFL, SINCE 2020

Rank	Team/s	Player	Completions
1.	LAC	QB Justin Herbert	446
2.	K.C.	QB Patrick Mahomes	432
3.	LAR/Det.	QB Jared Goff	427
4.	Min./Atl.	QB Kirk Cousins	401
5.	L.V./N.O.	QB Derek Carr	396

THIRD DOWN PASSING YARDS, NFL, SINCE 2020

Rank	Team/s	Player	Passing Yards
1.	K.C.	QB Patrick Mahomes	5,843
2.	LAC	QB Justin Herbert	5,367
3.	L.V./N.O.	QB Derek Carr	5,219
4.	LAR/Det.	QB Jared Goff	4,891
5.	Min./Atl.	QB Kirk Cousins	4,889

THIRD DOWN PASSING TOUCHDOWNS, NFL, SINCE 2020

Rank	Team/s	Player	Passing Touchdowns
1.	K.C.	QB Patrick Mahomes	62
2.	LAC	QB Justin Herbert	50
3.	Buf.	QB Josh Allen	46
	Min./Atl.	QB Kirk Cousins	46
5.	T.B.	QB Tom Brady	39

Herbert ranks No. 2 in the NFL with 317 passing first downs on third down over the past five seasons. He threw for 12 third-down conversions in 2021's Week 1 win at Washington, the most passing first downs in a single game on third down since Andrew Luck did so in 2012. Herbert sported a league-leading 79 passing first downs on third down in 2021.

THIRD DOWN PASSING FIRST DOWNS, NFL, SINCE 2020

Rank	Team/s	Player	Passing First Downs
1.	K.C.	QB Patrick Mahomes	339
2.	LAC	QB Justin Herbert	317
3.	LAR/Det.	QB Jared Goff	282
4.	Buf.	QB Josh Allen	281
5.	L.V./N.O.	QB Derek Carr	267

FEELING IT ON FOURTH DOWN

Since entering the NFL in 2020, **Justin Herbert** has been one of the league's top passers on fourth down. He threw a pair of fourth-down touchdowns in Week 10 of the 2023 season, giving him 10 passing scores on fourth down since coming into the NFL in 2020, ranking tied for No. 3 in the league over that span.

FOURTH DOWN PASSING TOUCHDOWNS, NFL, SINCE 2020

Rank	Team/s	Player	Passing Touchdowns
1.	Buf.	QB Josh Allen	12
	Min./Atl.	QB Kirk Cousins	12
3.	LAC	QB Justin Herbert	10
	LAR/Det.	QB Jared Goff	10
5.	Cin.	QB Joe Burrow	8
6.	Ari.	QB Kyler Murray	7
	Phi.	QB Jalen Hurts	7

Herbert also leads the NFL over that span in passing yards (564). He has the second-most completions (40), passing first downs (36) and No. 3 fourth-down passer rating (119.1) since 2020 among players with at least 30 passing attempts on fourth down.

FOURTH DOWN COMPLETIONS, NFL, SINCE 2020

Rank	Team/s	Player	Completions
1.	Min./Atl.	QB Kirk Cousins	41
1.	LAC	QB Justin Herbert	40
3.	LAR/Det.	QB Jared Goff	38
4.	Cin.	QB Joe Burrow	32
5.	Jax.	QB Trevor Lawrence	31

FOURTH DOWN PASSING YARDS, NFL, SINCE 2020

Rank	Team/s	Player	Passing Yards
1.	LAC	QB Justin Herbert	564
2.	Min./Atl.	QB Kirk Cousins	518
3.	Cin.	QB Joe Burrow	404
4.	LAR/Det.	QB Jared Goff	381
5.	Ari.	QB Kyler Murray	361

FOURTH DOWN PASSING FIRST DOWNS, NFL, SINCE 2020

Rank	Team/s	Player	Passing First Downs
1.	Min./Atl.	QB Kirk Cousins	39
2.	LAC	QB Justin Herbert	36
3.	LAR/Det.	QB Jared Goff	35
4.	Ari.	QB Kyler Murray	28
	Cin.	QB Joe Burrow	28
	Jax.	QB Trevor Lawrence	28

FOURTH DOWN PASSER RATING, MIN. 30 ATT., NFL, SINCE 2020

Rank	Team/s	Player	Passer Rating
1.	Cin.	QB Joe Burrow	125.4
2.	Phi.	QB Jalen Hurts	121.4
3.	LAC	QB Justin Herbert	119.1
4.	Atl./Ind.	QB Matt Ryan	112.1
5.	L.V./N.O.	QB Derek Carr	108.8

JUSTIN HERBERT

LEGGING IT OUT

In the team's *Sunday Night Football* victory over Pittsburgh in Week 11 of the 2021 season, **Justin Herbert** threw for 382 yards and ran for 90 yards, becoming the only player to ever top 350 yards passing and 90 yards rushing in a single game. He was the fifth player ever to run for 90 yards and pass for 300 in the same game.

QUARTERBACKS WITH 300 PASSING YARDS AND 90 RUSHING YARDS, SINGLE GAME, NFL HISTORY

Season (Wk)	Team	Quarterback	Pass Yds	Rush Yds
2022 (2)	Bal.	Lamar Jackson	318	119
2021 (14)	Buf.	Josh Allen	308	109
2021 (11)	LAC	Justin Herbert	382	90
2015 (15)	Car.	Cam Newton	340	100
2014 (7)	Sea.	Russell Wilson	313	106
2011 (5)	Phi.	Mike Vick	315	90
1989 (15)	Phi.	Randall Cunningham	306	92

TARGET ACQUIRED

Justin Herbert has thrown touchdowns to 21 players, including 15 with multiple scores. He's most frequently thrown touchdowns to WR Keenan Allen, who caught 24 scores from Herbert. The first passing score of his career went to WR Jalen Guyton, who also caught the first touchdown of his career on the play.

HERBERT'S CAREER TOUCHDOWN PASSES BY RECEIVER

Receiver	Touchdown Passes
WR Keenan Allen	24
WR Mike Williams	18
RB Austin Ekeler	16
TE Donald Parham Jr.	11
WR Joshua Palmer	9
WR Quentin Johnston	8
TE Gerald Everett	7
WR Jalen Guyton	7
TE Jared Cook	4
TE Hunter Henry	4
WR Ladd McConkey	4
WR DeAndre Carter	3
WR Tyron Johnson	3
FB Zander Horvath	2
FB Gabe Nabers	2
TE Stephen Anderson	1
TE Will Dissly	1
WR Simi Fehoko	1
TE Virgil Green	1
TE Stone Smartt	1
RB Kimani Vidal	1
Total (21 Receivers)	128

A ROOKIE CAMPAIGN FOR THE AGES

AWARDS

- *The Associated Press* Offensive Rookie of the Year
- *Professional Football Writers of America* Rookie of the Year
- *PFWA* Offensive Rookie of the Year
- *PFWA* All-Rookie Selection
- NFL Offensive Rookie of the Month (October)
- NFL Offensive Rookie of the Month (November)
- FedEx NFL Air Player of the Week — Week 11 vs. NYJ (fan vote)
- Voted by fans as the Pepsi Zero Sugar Rookie of the Year
- Nine-time Pepsi Zero Sugar Rookie of the Week (voted by fans)

RECORDS AT THE TIME

- Most passing touchdowns by a rookie quarterback ever (31).
- Most combined touchdowns by a rookie in NFL history (36).
- Most consecutive games by a rookie quarterback with multiple passing touchdowns in NFL history (seven).
- Most performances by a rookie quarterback with 300-plus passing yards in NFL history (eight).
- Most performances by a rookie quarterback with three-plus touchdowns in NFL history (six).
- Most games by a rookie quarterback with multiple touchdown passes in NFL history (10).
- Most completions ever by a rookie quarterback (396).
- Youngest player ever to throw 30 touchdowns in a single season, doing so at 22 years, 299 days old.
- Tied for the longest streak of game-winning drives (three games) in the fourth quarter or overtime by a rookie quarterback in the Super Bowl era (since 1966).
- Recorded the first win in pro football history by a rookie quarterback while posting 300 passing yards, three touchdown passes, a rushing score and no interceptions.
- Most passing touchdowns by a rookie quarterback in a game (four) and a half (three) in *Monday Night Football* history.
- Tied for the longest streak of games with three-plus touchdown passes by a rookie quarterback in NFL history (four).
- Tied for the most 300-yard passing performances in a player's first two career games (two).
- Became the first player since at least 1970 to register over 1,500 passing yards and a 100-plus passer rating through the first five games of a career.
- Set marks for the most passing attempts, completions, passing yards and touchdown passes by a rookie quarterback in Chargers history.
- Recorded the most single-game rushing yards by a quarterback in team annals (66 in Week 7 vs. Jax.).

ACCOMPLISHMENTS AND OTHER NOTES AT THE TIME

- Ranked second among rookie quarterbacks in NFL history with 4,336 passing yards on the season.
- Joined Patrick Mahomes as the only players in history to eclipse 4,000 passing yards in the first 14 starts of a career.
- Became the second player in NFL history to top 250 passing yards in each of the first seven games of a career (Mahomes).
- Threw a touchdown pass in each of his first 10 games played, the second-longest streak to open a career in NFL history.
- Threw for 277 yards in the first half of Week 11, the most by any rookie quarterback in a first half over the last 40 seasons.
- Became the third quarterback in NFL history to have 300 passing yards and a rushing score in a debut.
- Threw for the fourth-most passing yards in a debut since 1970.
- Became the first quarterback to throw a touchdown and run for a score in the first half of a debut since 1954.

JUSTIN HERBERT IN PRIMETIME

A PRIME-TIME PRODIGY

Since entering the NFL, **Justin Herbert** has made 20 starts in primetime, leading the Bolts to wins on each of the regularly-slated prime-time games — *Thursday Night Football*, *Sunday Night Football* and *Monday Night Football*.

He has been one of the best quarterbacks under the lights since entering the NFL in 2020, with his 93.3 passer rating in prime-time games ranking No. 8 in the NFL over the that span among players with at least 500 prime-time passing attempts.

Herbert has thrown 33 touchdown passes in his 20 prime-time starts, ranking No. 6 in the NFL in primetime since he entered the league in 2020.

PRIME-TIME PASSER RATING, MIN. 500 ATT., SINCE 2020

Rank	Team/s	Player	Passer Rating
1.	G.B./NYJ	QB Aaron Rodgers	113.2
2.	Buf.	QB Josh Allen	104.5
3.	Bal.	QB Lamar Jackson	101.1
4.	Cin.	QB Joe Burrow	100.7
5.	Dal.	QB Dak Prescott	99.6
6.	K.C.	QB Patrick Mahomes	96.8
7.	Sea./Den./Pit.	QB Russell Wilson	96.8
8.	LAC	QB Justin Herbert	93.3

THURSDAY NIGHT FOOTBALL

As a rookie in 2020, **Justin Herbert** recorded his first career comeback win in the fourth quarter or overtime in Week 15 at Las Vegas, leading the Bolts to a 30-27 overtime victory. He finished the game with 314 passing yards and two touchdowns on 22-of-32 passing (68.8 pct.) for a 121.1 passer rating. Herbert added a rushing touchdown in overtime to secure the victory.

At 22 years, 282 days old, Herbert became the second-youngest player to mount a come-from-behind win in the fourth quarter or overtime of a Thursday night game in NFL history.

YOUNGEST QUARTERBACKS TO LEAD A COME-FROM-BEHIND WIN IN FOURTH QUARTER OR OVERTIME, THURSDAY NIGHT GAMES, NFL HISTORY

Rk.	Team	Game	Player	Age (Yrs-Days)
1.	S.F.	Dec. 14, 2006 at Sea.	QB Alex Smith	22-221
2.	LAC	Dec. 17, 2020 at L.V.	QB Justin Herbert	22-282
3.	Dal.	Dec. 1, 2016 at Min.	QB Dak Prescott	23-125

MONDAY NIGHT FOOTBALL

In eight appearances on *Monday Night Football*, **Justin Herbert** has thrown for 1,889 yards and nine scores with three interceptions on 192-of-302 passing (63.6 pct.) for a 86.9 passer rating.

In 2020, Herbert tossed four touchdown passes on *Monday Night Football*, setting the program's single-game rookie passing touchdown record. He added three touchdowns in the lone Monday night contest in 2021, making him one of four players with seven or more touchdown passes in their first two starts on *MNF* since the program began in 1970.

SUNDAY NIGHT FOOTBALL

Justin Herbert has appeared in nine career games on *Sunday Night Football*, totaling 2,633 passing yards and 17 touchdowns with five interceptions on 245-of-371 passing (66.0 pct.) for a 96.3 passer rating. In four of those games, Herbert has registered a completion percentage of at least 65.0 and attempted at least 40 passes, tied for the third-most performances since the program's inception in 2006.

In the team's Week 14 win on *SNF* in 2022, Herbert completed 39 passes on 51 attempts (76.5 pct.) for 367 yards and a touchdown with zero interceptions (102.3 rating). His 76.5 completion percentage was the best ever in a Sunday night contest by a quarterback to throw zero interceptions and 45-plus attempts.

HIGHEST COMPLETION PCT., SUNDAY NIGHT GAME, MIN. 45 ATT., AND ZERO INTERCEPTIONS, NFL HISTORY

Rk.	Team	Game	Player	Comp. Pct.
1.	LAC	Dec. 11, 2022 vs. Mia.	QB Justin Herbert	76.5
2.	T.B.	Oct. 2, 2022 vs. K.C.	QB Tom Brady	75.0
3.	N.E.	Oct. 27, 1996 vs. Buf.	QB Drew Bledsoe	71.1
4.	K.C.	Nov. 14, 2021 at L.V.	QB Patrick Mahomes	70.0

Herbert completed his first 15 passes of the team's 2023 Week 8 win over Chicago on *SNF*, finishing with 298 yards and three touchdowns with zero interceptions on 31-of-40 passing (77.5 pct.) to register a 122.7 passer rating. Herbert's completion percentage was the fourth-highest in a Sunday night contest in NFL history among players with at least 40 passing attempts and zero interceptions.

HIGHEST COMPLETION PCT., SUNDAY NIGHT GAME, MIN. 40 ATT., AND ZERO INTERCEPTIONS, NFL HISTORY

Rk.	Team	Game	Player	Comp. Pct.
1.	N.O.	Nov. 10, 2013 vs. Dal.	QB Drew Brees	82.9
2.	Mia.	Nov. 5, 2017 vs. Oak.	QB Jay Cutler	81.0
3.	N.O.	Oct. 4, 2015 vs. Dal.	QB Drew Brees	80.5
4.	LAC	Oct. 29, 2023 vs. Chi.	QB Justin Herbert	77.5
5.	LAC	Dec. 11, 2022 vs. Mia.	QB Justin Herbert	76.5

Herbert made his first career appearance on *SNF* in Week 11 of 2021 against Pittsburgh, throwing for 382 yards and three touchdowns with an interception on 31-of-40 passing (73.2 pct.) for a 116.1 passer rating. He added 90 rushing yards to become the first player ever to have at least 350 yards passing and 90 yards rushing in a single game.

His 116.1 passer rating was the best in a quarterback's first career start on *SNF* with at least 40 passing attempts since the program began in 2006. It was also the best passer rating by a quarterback ever in their first career start in Sunday night game (min. 40 att.).

PASSER RATING, FIRST CAREER START IN A SUNDAY NIGHT GAME, MINIMUM 40 ATTEMPTS, NFL HISTORY

Rk.	Team	Game	Player	Passer Rtg.
1.	LAC	Nov. 21, 2021 vs. Pit.	QB Justin Herbert	116.1
2.	Ari.	Oct. 2, 2005 vs. S.F.	QB Josh McCown	109.4
3.	StL	Nov. 18, 2001 at N.E.	QB Kurt Warner	105.4

J.K. DOBBINS



SETTING THE PACE

J.K. Dobbins averages 4.85 yards per carry this season, ranking No. 2 in the AFC and fifth in the NFL among players with at least 150 rushing attempts.

RUSHING AVERAGE, RBs, MIN. 150 ATT., NFL, 2024

Rank	Team	Player	Rushing Average
1.	Phi.	RB Saquon Barkley	6.10
2.	Bal.	RB Derrick Henry	5.86
3.	Det.	RB Jahmyr Gibbs	5.71
4.	S.F.	RB Jordan Mason	5.16
5.	LAC	RB J.K. Dobbins	4.85
6.	Dal.	RB Rico Dowdle	4.81
7.	Car.	RB Chuba Hubbard	4.70
8.	Buf.	RB James Cook	4.61
9.	Atl.	RB Bijan Robinson	4.54
10.	Min.	RB Aaron Jones	4.53

A COMEBACK PLAYER OF THE YEAR PACE

In his first year with the Chargers, J.K. Dobbins kicked off his Comeback Player of the Year campaign with a bang, closing in on single-season career highs with 766 rushing yards, eight rushing touchdowns and 900 yards from scrimmage through the first 12 games of the season. Coming off back-to-back season-ending injuries (ACL and Achilles), Dobbins stormed out of the gate with back-to-back 100-yard rushing performances to begin the year.

Below is how Dobbins' numbers through the first 12 games of the 2024 season stack up compared to previous *Professional Football Writers of America* Comeback Player of the Year-winning running backs through 12 games:

RUNNING BACKS TO WIN PROFESSIONAL FOOTBALL WRITERS OF AMERICA COMEBACK PLAYER OF THE YEAR

Season	Team	Running Back	Rush Yds	Rush TDs	Scrm. Yds
2012	Min.	Adrian Peterson	1,446	8	1,641
2004	Buf.	Willis McGahee	817	7	952
2001	S.F.	Garrison Hearst	939	4	1,242
1996	Pit.	Jerome Bettis	1,236	10	1,355
1993	K.C.	Marcus Allen	664	10	853
1990	K.C.	Barry Word	676	2	691
1989	NYG	Ottis Anderson	778	9	1,003
1988	LAR	Greg Bell	848	12	932
1987	LAR	Charles White	1,054	8	1,172
1979	Mia.	Larry Csonka	632	6	700
1978	Was.	John Riggins	863	4	1,108
1975	Atl.	Dave Hampton	860	3	1,008
2024	LAC	J.K. Dobbins	766	8	900

J.K. DOBBINS

DOBBINS DOMINATES FIRST TWO WEEKS

J.K. Dobbins built off his dominant Week 1 performance in Week 2 to record 131 rushing yards and a score on 17 carries (7.7 avg.). He scored on a 43-yard run in the second quarter, his league-leading third run of at least 40 yards in 2024 to that point.

He became just the sixth player in the last 75 years and first since 1998 to record back-to-back games with 130 yards on the ground and a rushing score in his team's first two games of a season. Dobbins also is the seventh player in the last 75 years and first since 2006 to begin a season with two consecutive games with 130-plus yards on the ground.

PLAYERS WITH 130 RUSHING YARDS AND A RUSHING TOUCHDOWN, CONSECUTIVE GAMES TO START SEASON, NFL, SINCE 1948

Season	Team	Player	Consecutive Games
1975	Buf.	RB O.J. Simpson*	4
2024	LAC	RB J.K. Dobbins	2
1998	S.F.	RB Garrison Hearst	2
1980	Det.	RB Billy Sims	2
1963	Cle.	RB Jim Brown*	2
1955	BalC**	RB Alan Ameche	2

PLAYERS WITH 130 RUSHING YARDS, CONSECUTIVE GAMES TO START SEASON, NFL, SINCE 1948

Season	Team	Player	Consecutive Games
1975	Buf.	RB O.J. Simpson*	4
2024	LAC	RB J.K. Dobbins	2
2006	Atl.	RB Warrick Dunn	2
1998	S.F.	RB Garrison Hearst	2
1980	Det.	RB Billy Sims	2
1963	Cle.	RB Jim Brown*	2
1955	BalC**	RB Alan Ameche	2

*Pro Football Hall of Famer

**Baltimore Colts



DOBBINS RUNS WILD IN WEEK 1 WIN

In the Week 1 victory, **J.K. Dobbins** rushed for 135 yards and a touchdown on 10 carries (13.5 avg.), highlighted by multiple carries of 45-plus yards.

Dobbins, who returned to action after missing most of last season due to injury, became just the third player in the last 30 seasons to post multiple 45-yard runs a Week 1 contest, while his 13.5-yard rushing average was the best by any player in the first week of a season in NFL history (min. 10 att.).

He headlined a Bolts rushing offense that ran for 176 yards and averaged 6.5 yards per attempt in the victory, the best rushing average by any AFC team in Week 1.

RUSHING AVERAGE, SINGLE GAME, MINIMUM 10 ATTEMPTS, KICKOFF WEEKEND, NFL HISTORY

Rk.	Team	Game	Player	Rush Avg.
1.	LAC	Sept. 8, 2024 vs. L.V.	RB J.K. Dobbins	13.5
2.	ChiC*	Sept. 29, 1949 vs. Was.	HB Charley Trippi	13.0
3.	ChiC*	Sept. 27, 1959 vs. Was.	WR Bobby Joe Conrad	12.7
4.	NYJ	Sept. 11, 2023 vs. Buf.	RB Breece Hall	12.7
5.	Buf.	Sept. 8, 2012 at NYJ	RB C.J. Spiller	12.1

*Chicago Cardinals

RUSHES OF 45-PLUS YARDS, SINGLE GAME, KICKOFF WEEKEND, SINCE 1991

Rk.	Team	Game	Player	No.
1.	LAC	Sept. 8, 2024 vs. L.V.	RB J.K. Dobbins	2
	Buf.	Sept. 8, 2012 at NYJ	RB C.J. Spiller	2
	Min.	Sept. 6, 1992 at G.B.	RB Terry Allen	2
4.	—	Several Others		1

DERWIN JAMES JR.



A DEFENSIVE CHESS PIECE

This season, **Derwin James Jr.**, has recorded 77 tackles, 3.5 sacks, an interception and six passes defended. He's one of just three players in the NFL this season to have at least 70 tackles, multiple sacks, an interception and five pass breakups.

PLAYERS WITH 70 TACKLES, MULTIPLE SACKS, AN INTERCEPTION AND FIVE PASSES DEFENDED, NFL, 2024

Rk.	Team	Player	Sacks	PDs	INTs	Tackles
1.	T.B.	LB Lavonte David	4.0	5	1	92
2.	Car.	LB Josey Jewell	3.5	5	1	81
3.	LAC	S Derwin James Jr.	3.5	6	1	77

DERWIN'S PICKS AND SACKS BY PASSER

Derwin James Jr., has recorded nine interceptions and 15.0 sacks in his career. He has brought down Patrick Mahomes the most, totaling three sacks of the Texas Tech product. Below is a look at his career regular-season sacks and interceptions by passer:

REGULAR-SEASON CAREER INTs BY PASSER (9)

INTs	Passer	Most Recent INT
1	QB Tyson Bagent	Oct. 29, 2023 vs. Chi.
	QB Derek Carr	Oct. 4, 2021 vs. L.V.
	QB Kirk Cousins	Dec. 1, 2024 at Atl.
	QB Nick Foles	Dec. 26, 2022 at Ind.
	QB Jared Goff	Sept. 23, 2018 at LAR
	QB Drew Lock	Nov. 28, 2021 at Den.
	QB Kyler Murray	Nov. 27, 2022 at Ari.
	QB Ben Roethlisberger	Dec. 2, 2018 at Pit.
	QB Josh Rosen	Nov. 25, 2018 vs. Ari.

REGULAR-SEASON CAREER SACKS BY PASSER (15.0)

Sacks	Passer	Most Recent Sack
3.0	QB Patrick Mahomes	Dec. 8, 2024 at K.C.
1.5	QB Baker Mayfield	Oct. 10, 2021 vs. Cle.
1.0	QB Josh Allen	Sept. 16, 2018 at Buf.
	QB C.J. Beathard	Sept. 30, 2018 vs. S.F.
	QB Joe Burrow	Nov. 17, 2024 vs. Cin.
	QB Derek Carr	Sept. 11, 2022 vs. L.V.
	QB Justin Fields	Sept. 22, 2024 at Pit.
	QB Lamar Jackson	Nov. 25, 2024 vs. Bal.
	QB Marcus Mariota	Nov. 6, 2022 at Atl.
	QB Jarrett Stidham	Dec. 31, 2023 at Den.
	QB Russell Wilson	Oct. 17, 2022 vs. Den.
	QB Bailey Zappe	Dec. 3, 2023 at N.E.
0.5	QB Dak Prescott	Sept. 19, 2021 vs. Dal.

MAKING AN IMPACT

Derwin James Jr., eclipsed 500 career tackles in his 67th career game, doing so faster than any defensive back since the turn of the century. With 574 tackles in 78 career games, James is on pace to set the mark for the fewest games to reach 600 tackles.

FEWEST GAMES TO 500 TACKLES, DEFENSIVE BACKS, NFL, SINCE 2000

Rank	Team/s	Player	Games
1.	LAC	S Derwin James Jr.	67
2.	NYG/Was.	S Landon Collins	68
3.	NYG/Oak./Mia.	S Gibril Wilson	71

FEWEST GAMES TO 600 TACKLES, DEFENSIVE BACKS, NFL, SINCE 2000

Rank	Team	Player	Games
1.	NYG/Was.	S Landon Collins	84
2.	G.B.	S Morgan Burnett	87
3.	Ari.	S Budda Baker	89
—	LAC	S Derwin James Jr.	78

AMONG THE BEST THROUGH 70 GAMES

Derwin James Jr., who has appeared in 74 career games, recorded 521 tackles, 27 tackles for loss and 12.5 sacks in his first 70 career games played. He was just the 10th NFL player and the first defensive back to record 500 tackles, 25 tackles for loss and 10.0 sacks within the first 70 games of a career since tackles for loss began being tracked in 2008.

PLAYERS WITH 500 TACKLES, 25 TACKLES FOR LOSS AND 10 SACKS, FIRST 70 CAREER GAMES, NFL, SINCE 2008

Seasons	Team/s	Player	Sacks	TFL	Tackles
2018-24	LAC	S Derwin James Jr.	12.5	27	521
2019-23	T.B.	LB Devin White	21.5	37	539
2018-23	Ind.	LB Shaquille Leonard	15.0	32	605
2018-22	Chi./Bal.	LB Roquan Smith	16.5	47	611
2016-20	G.B./NYG	LB Blake Martinez	12.0	35	586
2012-17	Ind./Chi.	LB Jerrell Freman	12.0	29	598
2012-16	Sea.	LB Bobby Wagner	12.0	30	621
2012-16	T.B.	LB Lavonte David	14.0	78	620
2010-15	S.F.	LB NaVorro Bowman	10.0	33	507
2007-11	S.F.	LB Patrick Willis	16.0	34	649

James is also one of six players — and the only defensive back — since the turn of the century to post 500 tackles, five interceptions and 10 sacks within the first 70 games of a career.

PLAYERS WITH 500 TACKLES, FIVE INTERCEPTIONS AND 10 SACKS, FIRST 70 CAREER GAMES, NFL, SINCE 2000

Seasons	Team/s	Player	Sacks	INTs	Tackles
2018-24	LAC	S Derwin James Jr.	12.5	8	521
2018-23	Ind.	LB Shaquille Leonard	15.0	12	605
2018-22	Chi./Bal.	LB Roquan Smith	16.5	7	611
2012-16	Sea.	LB Bobby Wagner	12.0	6	621
2012-16	T.B.	LB Lavonte David	14.0	9	620
2000-04	Chi.	LB Brian Urlacher	25.0	6	559

KHALIL MACK

RETURN OF THE MACK

Since entering the NFL in 2014, **Khalil Mack** has totaled 106.5 sacks, good for the second-most over that span. He's one of football's top defenders at forcing turnovers, tying for the league lead in forced fumbles and ranking No. 2 in strip-sacks since entering the NFL.

Mack's 155 career hurries lead the league since he entered the NFL in 2014, while his 448 pressures rank No. 2 over that span.

SACKS, NFL, SINCE 2014

Rank	Team/s	Player	Sacks
1.	LAR	DT Aaron Donald	111.0
2.	Oak./Chi./LAC	OLB Khalil Mack	106.5
3.	Pit.	LB T.J. Watt	106.0
4.	Cle.	DE Myles Garrett	99.5
5.	Min./Hou.	DE Danielle Hunter	98.0

FORCED FUMBLES, NFL, SINCE 2014

Rank	Team/s	Player	Forced Fum.
1.	Oak./Chi./LAC	OLB Khalil Mack	32
	Pit.	LB T.J. Watt	32
3.	N.E./Ari./L.V.	OLB Chandler Jones	30
4.	T.B.	LB Lavonte David	29
5.	LAR	DT Aaron Donald	24

STRIP-SACKS, NFL, SINCE 2014

Rk.	Team/s	Player	Strip Sacks
1.	N.E./Ari./L.V.	OLB Chandler Jones	26
2.	Oak./Chi./LAC	OLB Khalil Mack	24
3.	Pit.	LB T.J. Watt	23
4.	Cle.	DE Myles Garrett	19
	Den./T.B.	OLB Shaquil Barrett	19
6.	LAR	DT Aaron Donald	18
	StL/LAR/Mia./Dal./Chi./Phi.	LB Robert Quinn	18
	Jax./Min./Bal./L.V./Ind./Chi.	DE Yannick Ngakoue	18

QUARTERBACK HURRIES, NFL, SINCE 2014

Rank	Team/s	Player	Hurries
1.	Oak./Chi./LAC	OLB Khalil Mack	255
2.	LAR	DT Aaron Donald	214
3.	N.O.	DE Cameron Jordan	213
4.	Den./LAR/Buf.	OLB Von Miller	212
5.	Buf./Hou.	DL Jerry Hughes	204

DEFENSIVE PRESSURES, NFL, SINCE 2014

Rank	Team/s	Player	Pressures
1.	LAR	DT Aaron Donald	475
2.	Oak./Chi./LAC	OLB Khalil Mack	448
3.	N.O.	DE Cameron Jordan	399
	Den./LAR/Buf.	OLB Von Miller	399
5.	Hou./Ari.	DE J.J. Watt	393



MACK TOPS 100 CAREER SACKS

In the 150th regular-season game of his career, **OLB Khalil Mack** eclipsed 100 career sacks in the second quarter on a nine-yard takedown. Now 162 games into his career, Mack's 106.5 sacks rank No. 4 among active NFL players.

SACKS, ACTIVE NFL PLAYERS

Rank	Team/s	Player	Sacks
1.	Den./LAR/Buf.	OLB Von Miller	127.5
2.	N.O.	DE Cameron Jordan	118.5
3.	Ari./Jax./Bal./Atl./Mia.	DL Calais Campbell	109.5
4.	Oak./Chi./LAC	OLB Khalil Mack	106.5
5.	Pit.	LB T.J. Watt	106.0
6.	Cle.	DE Myles Garrett	98.5
7.	Min./Hou.	DE Danielle Hunter	98.0

MACK MAKES HISTORY

Khalil Mack eclipsed 12 sacks in 2023, the third season of his career with at least 12 sacks — and with his third franchise. He joined Hall of Famer Kevin Greene as the only two players to have a 12-sack season with three different franchises since the individual sack became an official statistic in 1982.

PLAYERS WITH 12-SACK SEASON WITH THREE DIFFERENT FRANCHISES, NFL, SINCE 1982

Player	Teams (Seasons)
OLB Khalil Mack	Raiders ('15), Bears ('18), Chargers ('23)
LB Kevin Greene*	Rams ('88-90), Steelers ('93-94), Panthers ('96, '99)

*Pro Football Hall of Famer

KHALIL MACK

MACK DROPS SIX SACKS IN VICTORY



Khalil Mack had a historic performance in the team's 2023 Week 4 win over the Raiders. He set a single-game team record and career high with six sacks, including a pair of strip-sacks. It was the first six-sack performance by any NFL player since 2017 and just the sixth since the stat began being tracked in 1982.

Mack added 10 tackles (eight solo), five tackles for loss, four quarterback hits and a pass defended. He was the only player since at least 2000 to have six sacks and at least 10 tackles in a single game. He was recognized as AFC Defensive Player of the Week for his performance, the fourth weekly award of his career.

Along with his five-sack performance in 2015, Mack joined Hall of Fame LB Derrick Thomas as the only players with multiple games of five or more sacks since the stat started being tracked in 1982.

SACKS, SINGLE GAME, NFL, SINCE 1982

Rk.	Team	Game	Player	Sacks
1.	K.C.	Nov. 11, 1990 vs. Sea.	LB Derrick Thomas	7.0
2.	LAC	Oct. 1, 2023 vs. L.V.	OLB Khalil Mack	6.0
	Atl.	Nov. 12, 2017 vs. Dal.	DL Adrian Clayborn	6.0
	NYG	Sept. 30, 2007 vs. Phi.	DE Osi Umenyiora	6.0
	K.C.	Sept. 6, 1998 vs. Oak.	LB Derrick Thomas	6.0
	S.F.	Nov. 13, 1983 vs. N.O.	DE Fred Dean	6.0
7.	S.F.	Nov. 19, 2012 vs. Chi.	OLB Aldon Smith	5.5
	Det.	Sept. 4, 1983 at T.B.	DE William Gay	5.5

SACKS, SINGLE GAME, CHARGERS, SINCE 1982

Rank	Game	Player	Sacks
1.	Oct. 1, 2023 vs. L.V.	OLB Khalil Mack	6.0
	Nov. 16, 1986 vs. Dal.	DE Leslie O'Neal	5.0
3.	Dec. 18, 2011 vs. Bal.	OLB Antwan Barnes	4.0
	Oct. 3, 2010 vs. Ari.	LB Shaun Phillips	4.0
	Oct. 22, 1995 at Sea.	DE Leslie O'Neal	4.0
	Dec. 6, 1992 at Phx.*	DE Leslie O'Neal	4.0
	Dec. 22, 1991 vs. Den.	DE Leslie O'Neal	4.0

*Phoenix Cardinals

TOP OF THE CHARTS

Khalil Mack ranked fourth in the NFL in 2023 with 17.0 sacks, setting a new single-season career high. His four strip-sacks were tied for the second-most in the NFL.

SACKS, NFL, 2023

Rank	Team	Player	Sacks
1.	Pit.	LB T.J. Watt	19.0
2.	Cin.	DE Trey Hendrickson	17.5
	Jax.	OLB Josh Allen	17.5
4.	LAC	OLB Khalil Mack	17.0
5.	Min.	OLB Danielle Hunter	16.5
6.	L.V.	DE Maxx Crosby	14.5

STRIP SACKS, NFL, 2023

Rank	Team	Player	Strip-Sacks
1.	Mia.	LB Bradley Chubb	5
2.	LAC	OLB Khalil Mack	4
	Cle.	DE Myles Garrett	4
	Pit.	LB T.J. Watt	4
5.	Cin.	DE Trey Hendrickson	3
	Det.	DE Aidan Hutchinson	3
	Ind.	DE Samson Ebukam	3
	L.V.	DE Malcolm Koonce	3
	Min.	OLB Danielle Hunter	3
	T.B.	OLB Shaquil Barrett	3

MACK ATTACK

By setting his career high with 17.0 sacks in 2023, **Khalil Mack** tied for the most sacks in a single season by a Charger since the individual sack began being tracked in 1982.

Mack forced a total of five fumbles on the year, including four that were strip-sacks. Since forced fumbles began being tracked in 1994, Mack's five tied for the third-most by a Charger in a single season.

SACKS, SINGLE SEASON, CHARGERS, SINCE 1982

Rank	Season	Player	Sacks
1.	2023	OLB Khalil Mack	17.0
	2006	LB Shawne Merriman	17.0
	1992	DE Leslie O'Neal	17.0
4.	1986	DE Lee Williams	15.0
5.	1989	DE Lee Williams	14.0

FORCED FUMBLES, SINGLE SEASON, CHARGERS, SINCE 1994

Rank	Season	Player	Forced Fumbles
1.	2021	OLB Joey Bosa	7
	2009	LB Shaun Phillips	7
3.	2023	OLB Khalil Mack	5
	—	Two Other Players	5

KHALIL MACK

MACK'S PICKS BY PASSER

Khalil Mack has picked off three passes, including two that he returned for a touchdown. Below is a look at his career regular-season interceptions by quarterback:

REGULAR-SEASON CAREER INTs BY PASSER (3)

INTs	Passer	Most Recent INT
1	QB Kirk Cousins	Nov. 16, 2020 vs. Min.
	QB DeShone Kizer	Sept. 9, 2018 at G.B.
	QB Cam Newton	Nov. 27, 2016 vs. Car.



MACK'S SACKS BY PASSER

Khalil Mack has sacked 49 players in the regular season for a total of 106.5 career sacks. Below is a list of his career sacks by passer:

REGULAR-SEASON CAREER SACKS BY PASSER (106.5)

Sacks	Passer	Most Recent Sack
6.0	QB Aidan O'Connell	Oct. 1, 2023 vs. L.V.
	QB Brock Osweiler	Nov. 21, 2016 vs. Hou.
5.5	QB Aaron Rodgers	Oct. 17, 2021 vs. G.B.
	QB Alex Smith	aDec. 10, 2017 at K.C.
5.0	QB Trevor Siemian	Nov. 26, 2017 vs. Den.
4.0	QB Derek Carr	Sept. 11, 2022 L.V.
	QB Kirk Cousins	Dec. 20, 2020 at Min.
	QB Dak Prescott	Oct. 16, 2023 vs. Dal.
3.0	QB Tom Brady	Oct. 8, 2020 vs. T.B.
	QB Jared Goff	Oct. 3, 2021 vs. Det.
	QB Josh McCown	Sept. 17, 2017 vs. NYJ
	QB Jameis Winston	Nov. 3, 2024 at Cle.
2.5	QB Patrick Mahomes	Dec. 8, 2024 at K.C.
2.0	QB Sam Bradford	Sept. 23, 2018 at Ari.
	QB Teddy Bridgewater	Oct. 18, 2020 at Car.
	QB Joe Flacco	Sept. 15, 2019 at Den.
	QB Lamar Jackson	Nov. 26, 2023 vs. Bal.
	QB Daniel Jones	Sept. 20, 2020 vs. NYG
	QB Colin Kaepernick	Dec. 7, 2017 vs. S.F.
	QB Case Keenum	Sept. 23, 2019 at Was.
	QB Jordan Love	Nov. 19, 2023 at G.B.
	QB Marcus Mariota	Nov. 29, 2015 at Ten.
	QB Baker Mayfield	Sept. 26, 2021 at Cle.
	QB Philip Rivers	Oct. 27, 2019 vs. LAC
	QB Geno Smith	Dec. 3, 2017 vs. NYG
	QB Matthew Stafford	Nov. 11, 2018 vs. Det.
	QB Russell Wilson	Oct. 17, 2022 vs. Den.
	QB Zach Wilson	Nov. 6, 2023 at NYJ
	QB Bailey Zappe	Dec. 3, 2023 at N.E.
1.5	QB Gardner Minshew II	Sept. 8, 2024 vs. L.V.
1.0	QB Blake Bortles	Oct. 23, 2016 at Jax.
	QB Drew Brees	Nov. 1, 2020 vs. N.O.
	QB Joe Burrow	Sept. 19, 2021 vs. Cin.
	QB Jay Cutler	Oct. 4, 2015 at Chi.
	QB Justin Fields	Sept. 22, 2024 at Pit.
	QB Ryan Fitzpatrick	Sept. 30, 2018 vs. T.B.
	QB Nick Foles	Dec. 26, 2022 at Ind.
	QB Blaine Gabbert	Jan. 7, 2024 vs. K.C.
	QB Jimmy Garoppolo	Nov. 13, 2022 at S.F.
	QB DeShone Kizer	Sept. 9, 2018 at G.B.
	QB Eli Manning	Dec. 2, 2018 at NYG
	QB Davis Mills	Oct. 2, 2022 at Hou.
	QB Cam Newton	Nov. 27, 2016 vs. Car.
	QB Kyle Orton	Dec. 21, 2014 vs. Buf.
	QB Spencer Rattler	Oct. 27, 2024 vs. N.O.
	QB Jarrett Stidham	Dec. 31, 2023 at Den.
	QB Tyrod Taylor	Dec. 4, 2016 vs. Buf.
	QB Deshaun Watson	Dec. 13, 2020 vs. Hou.
0.5	QB Matt Ryan	Sept. 27, 2020 at Atl.

POSTSEASON CAREER SACKS BY PASSER (1.0)

Sacks	Passer	Most Recent Sack
1.0	QB Trevor Lawrence	Jan. 14, 2023 at Jax.*

*AFC Wild Card

JOEY BOSHA



NOT YOUR AVERAGE JOEY

Since entering the NFL in 2016, **Joey Bosa** has been a force, recording the sixth-best sacks-per-game over that span (min. 80 games played). He is also ranks No. 10 in that time with 71.0 sacks.

SACKS PER GAME, MIN. 80 GAMES PLAYED, SINCE 2016

Rank	Team/s	Player	Sacks/Game
1.	Pit.	LB T.J. Watt	0.91
2.	Cle.	DE Myles Garrett	0.88
3.	Min./Hou.	DE Danielle Hunter	0.78
4.	Ari./L.V.	OLB Chandler Jones	0.77
5.	LAR	DT Aaron Donald	0.75
6.	LAC	OLB Joey Bosa	0.69
7.	N.O./Cin.	DE Trey Hendrickson	0.68
8.	Oak./Chi./LAC	OLB Khalil Mack	0.67
9.	L.V.	DE Maxx Crosby	0.63
10.	Den./LAR/Buf.	OLB Von Miller	0.61

SACKS, NFL, SINCE 2016

Rank	Team/s	Player	Sacks
1.	Pit.	LB T.J. Watt	106.0
2.	Cle.	DE Myles Garrett	99.5
3.	Min./Hou.	OLB Danielle Hunter	92.0
4.	LAR	DT Aaron Donald	91.0
5.	Oak./Chi./LAC	OLB Khalil Mack	87.5
6.	K.C.	DT Chris Jones	80.5
7.	N.O.	DE Cameron Jordan	79.5
8.	Ari./L.V.	OLB Chandler Jones	76.0
9.	N.O./Cin.	DE Trey Hendrickson	72.0
10.	LAC	OLB Joey Bosa	71.0
11.	Jax./Min./Bal./L.V./Ind./Chi.	DE Yannick Ngakoue	70.5
12.	Bal./N.E./Atl.	LB Matthew Judon	69.0

FORCING THE ISSUE

After leading the NFL with seven strip-sacks in 2021, **Joey Bosa** continues to be among the league's best at jarring the ball free. He has nine strip-sacks since 2021, good for the fourth-most in the NFL over that span and ranks tied for No. 2 in forced fumbles.

STRIP-SACKS, NFL, SINCE 2021

Rank	Team/s	Player	Strip-Sacks
1.	Pit.	LB T.J. Watt	11
2.	Cin.	DE Trey Hendrickson	10
	Cle.	DE Myles Garrett	10
4.	LAC	OLB Joey Bosa	9
5.	Car./Phi./NYJ	LB Haason Reddick	8
	Den./Mia.	OLB Bradley Chubb	8
	S.F.	DL Nick Bosa	8
8.	—	Five Other Players	7

FORCED FUMBLES, NFL, SINCE 2021

Rank	Team/s	Player	Forced Fumbles
1.	Pit.	LB T.J. Watt	15
2.	LAC	OLB Joey Bosa	10
	Cin.	DE Trey Hendrickson	10
	Cle.	DE Myles Garrett	10
	S.F.	LB Fred Warner	10
6.	Chi./LAC	OLB Khalil Mack	9
	Den./Mia.	OLB Bradley Chubb	9
	Ind./NYG	LB Bobby Okereke	9
	T.B.	S Antoine Winfield Jr.	9
	S.F.	DL Nick Bosa	9
10.	—	Nine Other Players	8

Bosa has gone for the ball when taking down the quarterback since he entered the NFL. His 14 career strip-sacks are tied for the ninth-most since 2016.

10 of Bosa's 14 career strip-sacks came on third down, which leads the NFL over that span. Seven of his third-down strip-sacks have come since 2021, which is also a league-high.

STRIP-SACKS, THIRD DOWN, NFL, SINCE 2016

Rk.	Team/s	Player	Strip-Sacks
1.	LAC	OLB Joey Bosa	10
2.	StL./LAR/Mia./Dal./Chi./Phi.	LB Robert Quinn	8
	Jax./LAR/Atl./Dal.	DE Dante Fowler Jr.	8
	Pit.	LB T.J. Watt	8
5.	LAR	DT Aaron Donald	7

STRIP-SACKS, THIRD DOWN, NFL, SINCE 2021

Rank	Team/s	Player	Strip-Sacks
1.	LAC	OLB Joey Bosa	7
2.	S.F./Ind.	DE Samson Ebukam	5
	Pit.	LB T.J. Watt	5
4.	Ten./Atl./LAC	OLB Bud Dupree	4
	Sea./Chi.	DE Darrell Taylor	4
	Cin.	DE Trey Hendrickson	4
	T.B.	OLB Shaquil Barrett	4

JOEY BOSA

BOSA'S SACKS BY PASSER

Joey Bosa has 71.0 career sacks. He has sacked QB Derek Carr 8.5 times in his career, more than he's sacked any other quarterback. Bosa has brought down 42 different passers in his career, including 17 more than once. Below is a look at his career sacks by passer:

REGULAR-SEASON CAREER SACKS BY PASSER (71.0)

Sacks	Passer	Most Recent Sack
8.5	QB Derek Carr	Sept. 11, 2022 vs. L.V.
4.0	QB Ryan Tannehill	Sept. 17, 2023 at Ten.
3.5	QB Patrick Mahomes	Dec. 8, 2024 at K.C.
	QB Gardner Minshew II	Sept. 8, 2024 vs. L.V.
	QB Trevor Siemian	Oct. 22, 2017 vs. Den.
2.5	QB Josh Rosen	Sept. 29, 2019 at Mia.
	QB Zach Wilson	Nov. 6, 2023 at NYJ
2.0	QB Josh Allen	Nov. 29, 2020 at Buf.
	QB Kirk Cousins	Sept. 24, 2023 at Min.
	QB Robert Griffin III	Dec. 24, 2016 at Cle.
	QB Eli Manning	Oct. 8, 2015 at NYG
	QB Ben Roethlisberger	Nov. 21, 2021 vs. Pit.
	QB Matt Ryan	Oct. 23, 2016 at Atl.
	QB Alex Smith	Sept. 24, 2017 vs. K.C.
	QB Mitchell Trubisky	Oct. 27, 2019 at Chi.
1.5	QB Lamar Jackson	Oct. 17, 2021 at Bal.
	QB Aaron Rodgers	Nov. 3, 2019 vs. G.B.
1.0	WR Davante Adams	Sept. 11, 2022 vs. L.V.
	QB Tyson Bagent	Oct. 29, 2023 vs. Chi.
	QB Matt Barkley	Nov. 29, 2020 at Buf.
	QB Blake Bortles	Nov. 12, 2017 at Jax.
	QB Tom Brady	Oct. 29, 2017 at N.E.
	QB Drew Brees	Oct. 12, 2020 at N.O.
	QB Teddy Bridgewater	Sept. 27, 2020 vs. Car.
	QB Jacoby Brissett	Sept. 8, 2019 vs. Ind.
	QB Joe Burrow	Sept. 13, 2020 at Cin.
	QB Jeff Driskel	Dec. 9, 2018 vs. Cin.
	QB Joe Flacco	Oct. 6, 2019 vs. Den.
	QB Ryan Fitzpatrick	Sept. 12, 2021 at Was.
	QB Mike Glennon	Dec. 12, 2021 vs. NYG
	QB Jalen Hurts	Nov. 7, 2021 at Phi.
	QB Case Keenum	Dec. 30, 2017 at Den.
	QB DeShone Kizer	Dec. 3, 2017 vs. Cle.
	QB Will Levis	Nov. 10, 2024 vs. Ten.
	QB Drew Lock	Nov. 28, 2021 at Den.
	QB Cam Newton	Dec. 11, 2016 at Car.
	QB Tyrod Taylor	Nov. 19, 2017 vs. Buf.
	QB Russell Wilson	Jan. 8, 2023 at Den.
	QB Jameis Winston	Dec. 4, 2016 vs. T.B.
	QB Bryce Young	Sept. 15, 2024 at Car.
0.5	QB Brock Osweiler	Nov. 27, 2016 at Hou.
	QB Deshaun Watson	Sept. 22, 2019 vs. Hou.

POSTSEASON CAREER SACKS BY PASSER (1.0)

Sacks	Passer	Most Recent Sack
1.0	QB Lamar Jackson	Jan. 6, 2019 at Bal.* *AFC Wild Card



ONE OF A KIND

With 8.5 sacks in his first eight games of 2017, **Joey Bosa** brought his career total to 19.0 sacks over his first 20 career games. That topped the previous NFL record of 18.5 set by Aldon Smith in 2012.

SACKS, FIRST 20 CAREER GAMES, NFL HISTORY

Rank	Team	Player	Sacks
1.	Chargers	DE Joey Bosa	19.0
2.	49ers	LB Aldon Smith	18.5
3.	Cowboys	LB Micah Parsons	17.0
	Packers	LB Clay Matthews	17.0

BRING THE HEAT

Joey Bosa ranks second in sacks in team history after reaching 71.0 for his career.

CAREER SACKS LEADERS, CHARGERS HISTORY SINCE 1982

Rank	Seasons	Player	Sacks
1.	1986-95	DE Leslie O'Neal	105.5
2.	2016-Present	OLB Joey Bosa	71.0
3.	2004-12	LB Shaun Phillips	69.5
4.	1984-90	DE Lee Williams	65.5
5.	2012-20	DE Melvin Ingram III	49.0
6.	1990-2002	LB Junior Seau	47.0

TULI TUIPULOTU

REMEMBER, REMEMBER TULI IN NOVEMBER

Tuli Tuipulotu was the NFL's most disruptive pass rusher during the month of November, tying for the league lead with six sacks during the month.

The former Pac-12 Defensive Player of the Year also led the league with 10 quarterback hits in November. With six tackles for loss during the month, Tuipulotu was just the fifth player in the last 10 seasons to have five sacks, 10 quarterback hits and five tackles for loss during a single November.

SACKS LEADERS, NOVEMBER, NFL, 2024

Rank	Team	Player	Sacks
1.	LAC	OLB Tuli Tuipulotu	6.0
	Cle.	DE Myles Garrett	6.0
3.	Dal.	LB Micah Parsons	5.5
4.	Hou.	DE Danielle Hunter	5.0
	LAR	DE Braden Fiske	5.0

QUARTERBACK HITS LEADERS, NOVEMBER, NFL, 2024

Rank	Team	Player	QB Hits
1.	LAC	OLB Tuli Tuipulotu	10
2.	Bal.	OLB Oafe Owhe	9
	Cin.	DE Trey Hendrickson	9
	Dal.	DT Osa Odighizuwa	9
	Dal.	LB Micah Parsons	9
6.	—	Three Other Players	8

PLAYERS WITH FIVE SACKS, 10 QUARTERBACK HITS AND FIVE TACKLES FOR LOSS, SINGLE NOVEMBER, NFL, SINCE 2015

Month	Team	Player	Sks	QB Hits	TFLs
Nov. 2024	LAC	OLB Tuli Tuipulotu	6.0	10	6
Nov. 2021	Dal.	LB Micah Parsons	6.5	12	8
Nov. 2020	N.O.	DE Cameron Jordan	5.0	10	6
Nov. 2019	NYJ	S Jamal Adams	6.5	10	5
Nov. 2015	Hou.	DE J.J. Watt	7.5	26	9

TULI IMPACTS TWO PHASES

In the team's Week 9 victory, OLB Tuli Tuipulotu recorded 2.5 sacks on defense and a pair of special teams tackles, becoming the first NFL player since 2020 and fifth since 2015 to have multiple sacks and multiple special teams tackles in the same game.

PLAYERS WITH MULTIPLE SACKS AND MULTIPLE SPECIAL TEAMS TACKLES, SINGLE GAME, NFL, SINCE 2015

Game	Tm.	Player	Scks.	ST Tkl.
Nov. 3, 2024 at Cle.	LAC	OLB Tuli Tuipulotu	2.5	2
Dec. 20, 2020 vs. Phi.	Ari.	LB Dennis Gardeck	2.0	2
Oct. 15, 2017 vs. Chi.	Bal.	LB Matthew Judon	2.0	2
Dec. 18, 2016 vs. Cle.	Buf.	LB Lorenzo Alexander	1.5	3
Dec. 6, 2015 at Oak.	K.C.	LB Frank Zombo	2.0	3

TULI'S STREAK OF MULTI-SACK GAMES



In three-straight games during the team's four-game winning streak in November, Tuli Tuipulotu recorded multiple sacks. He was the second NFL player this season and fourth Charger since sacks became an official statistic in 1982 to have three-straight games with multiple sacks. Tuipulotu was just the eighth player to have a three-game multi-sack streak within the first two seasons of a career since sacks became an official stat in 1982.

CONSECUTIVE MULTI-SACK GAMES, CHARGERS, SINCE 1982

Rk.	Player	Dates	Consec. Games
1.	OLB Tuli Tuipulotu	Nov. 3, 2024-Nov. 17, 2024	3
	OLB Khalil Mack	Nov. 19, 2023-Dec. 3, 2023	3
	OLB Joey Bosa	Oct. 20, 2019-Nov. 3, 2019	3
	LB Shawne Merriman	Oct. 29, 2006-Dec. 10, 2006	3

CONSECUTIVE MULTI-SACK GAMES, NFL, 2024

Rk.	Team	Player	Consec. Games (Dates)
1.	LAC	OLB Tuli Tuipulotu	3 (Nov. 3, 2024-Nov. 17, 2024)
	Bal.	OLB Kyle Van Noy	3 (Sept. 15, 2024-Sept. 29, 2024)

CONSECUTIVE MULTI-SACK GAMES, WITHIN FIRST TWO PRO SEASONS, NFL, SINCE 1982

Rk.	Team	Player	Consec. Games (Dates)
1.	S.F.	LB Aldon Smith	4 (Oct. 29, 2012-Nov. 25, 2012)
2.	LAC	OLB Tuli Tuipulotu	3 (Nov. 3, 2024-Nov. 17, 2024)
	Oak.	DE Khalil Mack	3 (Nov. 29, 2015-Dec. 13, 2015)
	Hou.	DE J.J. Watt	3 (Sept. 16, 2012-Sept. 30, 2012)
	S.F.	LB Aldon Smith	3 (Oct. 2, 2011-Oct. 16, 2011)
	Pit.	LB LaMarr Woodley	3 (Sept. 29, 2008-Oct. 19, 2008)
	S.D.	LB Shawne Merriman	3 (Oct. 29, 2006-Dec. 10, 2006)
	Mia.	LB Bryan Cox	3 (Sept. 20, 1992-Oct. 4, 1992)
	Chi.	DE Richard Dent	3 (Oct. 21, 1984-Nov. 4, 1984)

CAMERON DICKER



MAKING NFL HISTORY

Cameron Dicker has made 80-of-85 career field goal attempts. His field goal percentage of 94.1 is the best in NFL history by a player with at least 50 attempts.

FIELD GOAL PCT., MIN. 50 ATTEMPTS, NFL HISTORY

Rank	Team/s	Player	Field Goal Pct. (Made-Att.)
1.	Phi./LAC	K Cameron Dicker	94.1 (80-85)
2.	Dal.	K Brandon Aubrey	90.0 (63-70)
3.	K.C.	K Harrison Butker	89.2 (215-241)
4.	Bal.	K Justin Tucker	89.0 (414-465)
5.	Chi./NYJ/Car.	K Eddie Pineiro	88.6 (109-123)

DICKER KICKS CONSISTENTLY

Cameron Dicker has made 65 of his 66 career field goal attempts from less than 50 yards out. His 98.5 percentage on field goals from less than 50 yards is the best by any NFL kicker in at least the last 30 seasons (min. 50 attempts of less than 50 yards).

FIELD GOAL PCT., LESS THAN 50-YARD ATTEMPTS, MIN. 50 ATTEMPTS, NFL, SINCE 1991

Rk.	Team/s	Player	Field Goal Pct. (Made-Att.)
1.	Phi./LAC	K Cameron Dicker	98.5 (65-66)
2.	Bal.	K Justin Tucker	94.9 (352-371)
3.	K.C.	K Harrison Butker	93.9 (185-197)
4.	T.B./LAR/Ind.	K Matt Gay	92.1 (128-139)
5.	Jax./Det./Cle./NYJ	K Riley Patterson	91.8 (56-61)

THE BEST THROUGH THREE SEASONS

As a rookie, **Cameron Dicker** made 21-of-22 field goals (95.5 pct.) to set the record for best field goal percentage by a rookie kicker since the 1970 NFL-AFL Merger (min. 15 att.). He has continued his excellence with the Bolts, making 80-of-85 career attempts (94.1 pct.). Dicker's 94.1 career field goal percentage is the best within the first three seasons of a career among kickers with at least 50 field goal attempts.

FIELD GOAL PCT., FIRST THREE SEASONS, MIN. 50 ATTEMPTS, NFL, SINCE 1970

Rank	Team/s	Player	Field Goal Pct. (Made-Att.)
1.	Phi./LAC	K Cameron Dicker	94.1 (80-85)
2.	Dal.	K Dan Bailey	90.8 (89-98)
3.	Dal.	K Brandon Aubrey	90.0 (63-70)
4.	Bal.	K Justin Tucker	89.8 (97-108)
5.	K.C.	K Harrison Butker	89.7 (96-107)

DICKER MATCHES FRANCHISE RECORDS

To open scoring in the second quarter against Arizona, **Cameron Dicker** made a 59-yard field goal to give the Bolts a 3-0 lead. Dicker's field goal marked a career-long for the Texas product and matched a franchise record set by K Michael Badgley on Dec. 9, 2018 against Cincinnati.

Dicker was good from 50-plus twice, scoring again from 50 yards in the second quarter marking his second career game with multiple 50-yard field goals. The feat matched a single-game franchise record for 50-plus yard field goals. He is one of only two Chargers to accomplish the feat, joining John Carney who also did so twice.

LONGEST MADE FIELD GOAL, CHARGERS HISTORY

Rank	Game	Player	Distance
1.	Oct. 21, 2024 at Ari.	K Cameron Dicker	59 yards
	Dec. 9, 2018 vs. Cin.	Michael Badgley	59 yards
3.	Dec. 21, 2008 at T.B.	Nate Kaeding	57 yards
4.	Nov. 6, 2023 at NYJ	K Cameron Dicker	55 yards
	Oct. 22, 2023 at K.C.	K Cameron Dicker	55 yards
	Nov. 29, 2009 vs. K.C.	K Nate Kaeding	55 yards

CAMERON DICKER

DICKER'S KICKS BY VENUE & SURFACE

REGULAR-SEASON KICKING BY VENUE

Stadium*	GP	FGM	FGA	Pct.	1-19	20-29	30-39	40-49	50+	Lg	XPM	XPA	Pts
Acrisure Stadium	1	1	1	100.0	0-0	1-1	0-0	0-0	0-0	28	1	1	4
Allegiant Stadium	2	3	3	66.7	0-0	0-0	2-2	0-0	0-1	37	5	5	11
Bank of America Stadium	2	2	2	100.0	0-0	0-0	0-0	2-2	0-0	46	2	3	8
Empower Field at Mile High	3	8	9	88.9	0-0	1-1	3-3	2-2	2-3	52	4	4	28
GEHA Field at Arrowhead Stadium	2	2	2	100.0	0-0	0-0	1-1	0-0	1-1	55	4	4	10
Gillette Stadium	2	2	2	100.0	0-0	0-0	2-2	0-0	0-0	38	2	2	6
Huntington Bank Field	0	1	1	0.0	0-0	0-0	0-0	0-1	0-0	—	3	4	3
Lambeau Field	2	2	2	100.0	0-0	2-2	0-0	0-0	0-0	26	2	2	8
Levi's Stadium	3	3	3	100.0	0-0	1-1	0-0	2-2	0-0	47	1	1	10
Lucas Oil Stadium	2	2	2	100.0	0-0	2-2	0-0	0-0	0-0	24	2	2	8
Mercedes-Benz Stadium	2	5	5	100.0	0-0	0-0	3-3	1-1	1-1	51	2	2	17
MetLife Stadium	2	2	2	100.0	0-0	0-0	1-1	0-0	1-1	55	3	3	9
Nissan Stadium	3	3	3	100.0	0-0	1-1	2-2	0-0	0-0	33	1	1	10
SoFi Stadium	19	38	39	97.4	1-1	10-10	5-5	14-14	8-9	53	44	45	158
State Farm Stadium	3	8	8	100.0	0-0	3-3	0-0	3-3	2-2	59	4	4	13
U.S. Bank Stadium	1	0	1	0.0	0-0	0-0	0-0	0-0	0-1	—	4	4	4
Totals	41	80	85	94.1	1-1	21-21	19-19	24-25	15-19	59	82	85	322
<i>Artificial Surfaces</i>	<i>27</i>	<i>54</i>	<i>56</i>	<i>96.4</i>	<i>1-1</i>	<i>13-13</i>	<i>13-13</i>	<i>1-17</i>	<i>10-12</i>	<i>55</i>	<i>58</i>	<i>60</i>	<i>220</i>
<i>Grass Surfaces</i>	<i>14</i>	<i>26</i>	<i>29</i>	<i>89.7</i>	<i>0-0</i>	<i>8-8</i>	<i>6-6</i>	<i>7-8</i>	<i>5-7</i>	<i>59</i>	<i>24</i>	<i>25</i>	<i>102</i>

POSTSEASON KICKING BY VENUE

Stadium*	GP	FGM	FGA	Pct.	1-19	20-29	30-39	40-49	50+	Lg	XPM	XPA	Pts
TIAA Bank Field	1	3	4	75.0	0-0	2-2	0-0	0-1	1-1	50	3	3	12
Totals	1	3	4	75.0	0-0	2-2	0-0	0-1	1-1	50	3	3	12
<i>Artificial Surfaces</i>	<i>0</i>	<i>0</i>	<i>0</i>	<i>—</i>	<i>0-0</i>	<i>0-0</i>	<i>0-0</i>	<i>0-0</i>	<i>0-0</i>	<i>—</i>	<i>0</i>	<i>0</i>	<i>0</i>
<i>Grass Surfaces</i>	<i>1</i>	<i>3</i>	<i>4</i>	<i>75.0</i>	<i>0-0</i>	<i>2-2</i>	<i>0-0</i>	<i>0-1</i>	<i>1-1</i>	<i>50</i>	<i>3</i>	<i>3</i>	<i>12</i>

*Current or most recent name of venue when operational

OTHER PLAYER NOTES



HENLEY GETS DOUBLE DIGITS

In Week 13, **LB Daiyan Henley** posted his sixth-straight game with 10 or more tackles, good for the longest such streak in the NFL this season and setting the longest streak by a Charger since the turn of the century.

On the season, Henley has recorded 10 or more tackles in seven games, tied for the most such performances in the NFL this year.

CONSECUTIVE GAMES WITH 10-PLUS TACKLES, NFL, 2024

Rk.	Team	Player	Consec. Games (Dates)
1.	LAC	LB Daiyan Henley	6 (Oct. 27, 2024-Dec. 1, 2024)
2.	L.V.	S Robert Spillane	5 (Sept. 8, 2024-Oct. 6, 2024)
3.	Atl.	LB Kaden Elliss	4 (Oct. 20, 2024-Nov. 10, 2024)
	Buf.	LB Dorian Williams	4 (Sept. 12, 2024-Oct. 6, 2024)
	Ind.	LB E.J. Speed	4 (Sept. 8, 2024-Sept. 29, 2024)

CONSECUTIVE GAMES WITH 10-PLUS TACKLES, CHARGERS, SINCE 2000

Rk.	Player	Dates	Consec. Games
1.	LB Daiyan Henley	Oct. 27, 2024-Dec. 1, 2024	6
2.	LB Donnie Edwards	Nov. 16, 2003-Dec. 7, 2003	4
3.	LB Drue Tranquill	Dec. 18, 2022-Jan. 1, 2023	3
	LB Kyzir White	Nov. 28, 2021-Dec. 12, 2021	3
	LB Kyzir White	Sept. 27, 2020-Oct. 12, 2020	3
–	–	Eight Other Streaks	3

MOST GAMES WITH 10-PLUS TACKLES, NFL, 2024

Rank	Team	Player	Games
1.	LAC	LB Daiyan Henley	7
	Bal.	LB Roquan Smith	7
	Ind.	LB E.J. Speed	7
	Ind.	LB Zaire Franklin	7
	Phi.	LB Zack Baun	7
7.	Ari.	S Budda Baker	6
	Atl.	ILB Kaden Elliss	6
	Buf.	LB Dorian Williams	6
	Dal.	LB Eric Kendricks	6
	Ind.	S Nick Cross	6
	LAR	ILB Christian Rozeboom	6

MCCONKEY A STANDOUT ROOKIE

WR Ladd McConkey has caught 58 passes for 815 yards (14.1 avg.) and four touchdowns this season, ranking No. 12 in yards per reception among all NFL players with at least 50 receptions.

His efforts stand out amongst rookies, as his 14.1-yard receiving average ranks No. 2 among all rookies (min. 50 catches), while his 815 yards rank fourth and his 58 catches rank third among all rookies in 2024. McConkey has also converted 38 of his 58 receptions this season for first downs or touchdowns, the second-highest clip by any rookie in 2024 with at least 50 receptions.

RECEPTIONS, ROOKIES, NFL, 2024

Rank	Team	Player	Receptions
1.	L.V.	TE Brock Bowers	87
2.	NYG	WR Malik Nabers	80
3.	LAC	WR Ladd McConkey	58
4.	Jax.	WR Brian Thomas Jr.	54
5.	Ari.	WR Marvin Harrison Jr.	45
	Chi.	WR Rome Odunze	45

RECEIVING YARDS, ROOKIES, NFL, 2024

Rank	Team	Player	Receiving Yards
1.	L.V.	TE Brock Bowers	933
2.	Jax.	WR Brian Thomas Jr.	851
3.	NYG	WR Malik Nabers	819
4.	LAC	WR Ladd McConkey	815
5.	Ari.	WR Marvin Harrison Jr.	655

RECEIVING AVERAGE, ROOKIES, MIN. 50 REC., NFL, 2024

Rank	Team	Player	Receiving Avg.
1.	Jax.	WR Brian Thomas Jr.	15.8
2.	LAC	WR Ladd McConkey	14.1
3.	L.V.	TE Brock Bowers	10.7
4.	NYG	WR Malik Nabers	10.2

DAIYAN AN ELITE DEFENDER

In a breakout campaign, **LB Daiyan Henley** ranks tied for No. 9 in the NFL with his team-high 117 tackles. His versatility against the run and pass has been on display, as Henley is the *only player in 2024 to record at least 100 tackles and more than five passes defended.*

TACKLES, NFL, 2024

Rank	Team	Player	Tackles
1.	Ind.	LB Zaire Franklin	135
2.	Ari.	S Budda Baker	132
3.	Phi.	LB Zach Baun	128
4.	Ind.	S Nick Cross	125
5.	Bal.	LB Roquan Smith	121
	NYJ	LB Jamien Sherwood	121
7.	Dal.	LB Eric Kendricks	119
8.	L.V.	S Robert Spillane	118
9.	LAC	LB Daiyan Henley	117
	Cin.	LB Germaine Pratt	117
	Ind.	LB E.J. Speed	117
12.	Mia.	LB Jordyn Brooks	113

OTHER PLAYER NOTES

MCCONKEY KEEPS CLIMBING

In his rookie season, **WR Ladd McConkey** paces the team in receptions (58) and receiving yards (815), while ranking second in touchdown grabs (four). His 58 catches are the third-most in franchise history by a rookie, while his 815 receiving yards also rank No. 3 among rookies in Chargers history.

RECEPTIONS, ROOKIES, CHARGERS HISTORY

Rank	Season	Player	Receptions
1.	2013	WR Keenan Allen [†]	71
2.	2001	RB LaDainian Tomlinson [†]	59
3.	2024	WR Ladd McConkey	58
4.	1978	WR John Jefferson ^{**}	56
5.	1981	RB James Brooks	46

RECEIVING YARDS, ROOKIES, CHARGERS HISTORY

Rank	Season	Player	Receiving Yards
1.	2013	WR Keenan Allen [†]	1,046
2.	1978	WR John Jefferson ^{**}	1,001
3.	2024	WR Ladd McConkey	815
4.	1988	WR Anthony Miller	526
5.	1996	WR Charlie Jones	524

[†]Pro Bowl Selection

^{**}Professional Football Writers of America All-Rookie

In the team's Week 11 win over Cincinnati, McConkey recorded a career-best 123 yards on six receptions (20.5 avg.). It was the seventh-most receiving yards in a single game by a Chargers rookie ever and the most by a Bolts rookie in a game since 2013.

MOST RECEIVING YARDS, ROOKIES, SINGLE GAME, CHARGERS HISTORY

Rank	Game	Player	Rec. Yds
1.	Dec. 4, 1978 vs. Chi.	WR John Jefferson	155
2.	Dec. 17, 1978 at Hou. [^]	WR John Jefferson	149
3.	Nov. 3, 1974 vs. Cle.	WR Harrison Davis	142
4.	Nov. 12, 1978 vs. K.C.	WR John Jefferson	130
5.	Nov. 3, 2013 at Was.	WR Keenan Allen	128
6.	Nov. 24, 2013 at K.C.	WR Keenan Allen	124
7.	Nov. 17, 2024 vs. Cin.	WR Ladd McConkey	123
8.	Nov. 3, 1974 vs. Cle.	RB Don Woods	119

[^]Houston Oilers

In Week 13, McConkey hauled in 117 receiving yards, his third 100-yard performance of the season. 105 of those yards came in the first half, the most ever by a Chargers rookie in a single first half. McConkey's three 100-yard receiving games are tied for the second-most by a rookie in team history.

GAMES WITH 100-PLUS RECEIVING YARDS, ROOKIES, CHARGERS HISTORY

Rank	Season	Player	Games
1.	2013	WR Keenan Allen [†]	5
2.	2024	WR Ladd McConkey	3
	1978	WR John Jefferson ^{**}	3
4.	—	Six Other Players	1

TARHEEB PICKS OFF PASSES

In the Week 13 victory over Atlanta, **CB Tarheeb Still** broke up three passes and recorded two interceptions, including one he returned 61 yards for a touchdown. He was named **AFC Defensive Player of the Week** for his efforts, becoming just the fourth rookie since 2020 to have a game with multiple interceptions and a pick-six. A fifth-round selection in the 2024 NFL Draft, Still is just the third Day 3 draft pick to record multiple interceptions and a pick six in the same game as a rookie in over 20 seasons.

ROOKIES WITH MULTIPLE INTERCEPTIONS AND PICK SIX, DAY 3 DRAFT PICKS, SINGLE GAME, NFL, SINCE 2005

Game	Tm.	Player	INTs	INT-TD
Dec. 1, 2024 at Atl.	LAC	CB Tarheeb Still	2	1
Dec. 25, 2022 vs. Den.	LAR	CB Cobie Durant	2	1
Oct. 29, 2006 at N.O.	Bal.	S Dawan Landry	2	1

On the season, Still has three interceptions, eight passes defended, the 61-yard pick six and a half-sack. He is the only NFL rookie this season to have a sack, three interceptions, a pick six and five passes defended.

ROOKIES WITH THREE INTERCEPTIONS AND FIVE PASSES DEFENSED, NFL, 2024

Team	Player	INT-TD	Sacks	INTs	PDs
LAC	CB Tarheeb Still	1	0.5	3	8
Hou.	S Calen Bullock	0	0.0	4	8
Hou.	CB Kamari Lassiter	0	0.0	3	8
Pit.	CB Beanie Bishop Jr.	0	0.5	3	6

JOHNSTON HAULS IN SCORES



WR Quentin Johnston has been among the AFC's best scoring threats this season, scoring a career-high seven receiving touchdowns in 2024. His seven touchdown grabs rank tied for No. 3 among AFC players and tied for sixth in the NFL.

RECEIVING TOUCHDOWNS, AFC, 2024

Rank	Season	Player	Receiving Touchdowns
1.	Cin.	WR Ja'Marr Chase	15
2.	Ten.	WR Nick Westbrook-Ikhine	8
3.	LAC	WR Quentin Johnston	7
	Bal.	TE Mark Andrews	7
5.	Jax.	WR Brian Thomas Jr.	6
	Mia.	RB De'von Achane	6

OTHER PLAYER NOTES

HENLEY MAKES AN IMPACT

In the team's Week 10 win, **LB Daiyan Henley** led the defense with 14 tackles and recorded the first sack of his career. He also added a tackle on special teams. Henley's performance was the 10th in the NFL since the beginning of the 2020 season with at least 10 tackles, a sack and a special teams tackle in a single game.

PLAYER WITH 10 TACKLES, A SACK AND A SPECIAL TEAMS TACKLE, SINGLE GAME, NFL, SINCE 2020

Game	Tm.	Player	Tkls.	Scks.	ST Tkl.
Nov. 10, 2024 vs. Ten.	LAC	LB D.Henley	14	1.0	1
Nov. 20, 2022 vs. LAR	N.O.	LB K.Elliss	11	1.5	1
Sept. 11, 2022 vs. Phi.	Det.	S T.Walker	11	1.0	2
Dec. 5, 2021 vs. Ind.	Hou.	LB K.Grugier-Hill	19	1.0	1
Jan. 3, 2021 vs. Min.	Det.	S T.Walker	11	1.0	2
Jan. 3, 2021 at Den.	L.V.	LB N.Morrow	10	1.0	1
Dec. 13, 2020 vs. Min.	T.B.	S A.Winfield	11	1.0	1
Nov. 22, 2020 at Cle.	Phi.	LB A.Singleton	11	1.0	1
Nov. 1, 2020 vs. Dal.	Phi.	LB T.Edwards	12	1.0	1
Oct. 11, 2020 vs. Was.	LAR	LB T.Reeder	10	3.0	1

MATLOCK A TWO-WAY PLAYER

FB/DL Scott Matlock became the first Charger since 1982, when sacks became an official statistic, to record a reception and a sack in a single game as he recorded a nine-yard catch and a sack in Week 8 against New Orleans.

It marks the 18th time that the feat has been accomplished and Matlock is one of just 13 players with both a reception and a sack in a single game since sacks became an official statistic.

PLAYERS WITH A RECEPTION AND A SACK, SINGLE GAME, NFL, SINCE 1982

Game	Team	Player	Rec.	Sacks
Oct. 27, 2024 vs. N.O.	LAC	Scott Matlock	1	1.0
Dec. 22, 2019 vs. Cin.	Mia.	Christian Wilkins	1	1.0
Nov. 24, 2019 at Atl.	T.B.	Vita Vea	1	1.0
Dec. 6, 2015 at Ten.	Jax.	Tyson Alualu	1	1.0
Nov. 30, 2014 vs. Ten.	Hou.	J.J. Watt	1	2.0
Nov. 16, 2014 at Cle.	Hou.	J.J. Watt	1	1.0
Sept. 7, 2008 vs. Sea.	Buf.	Ryan Denney	1	1.0
Dec. 23, 2007 at Det.	K.C.	Jared Allen	1	2.0
Dec. 2, 2007 vs. S.D.	K.C.	Jared Allen	1	2.0
Oct. 28, 2007 vs. Was.	N.E.	Mike Vrabel	1	3.0
Dec. 26, 2005 at NYJ	N.E.	Mike Vrabel	2	1.0
Sept. 29, 2002 vs. Hou.	Phi.	Brian Dawkins	1	1.0
Oct. 30, 1995 at Min.	Chi.	Jim Flanigan	1	1.0
Sept. 11, 1995 vs. G.B.	Chi.	Jim Flanigan	1	1.0
Nov. 6, 1994 vs. N.E.	Cle.	James Jones	1	1.0
Dec. 20, 1992 vs. Hou. [^]	Cle.	James Jones	1	1.0
Dec. 8, 1985 at StL [†]	N.O.	James Haynes	1	1.0
Sept. 19, 1982 at Mia.	Bal.*	Barry Krauss	1	1.0

*Baltimore Colts

†St. Louis Cardinals

^Houston Oilers

POONA PICKS HIS FIRST PASS

In the fourth quarter of the Week 1 victory, **DL Poona Ford** hauled in a pass deflected by **OLB Khalil Mack** for his first career interception. Ford was the first defensive lineman in the NFL with a pick this season and was just the second defensive lineman to have a tackle for loss, interception and multiple pass breakups in a single game since tackles for loss began being tracked in 2008.

INTERIOR DEFENSIVE LINEMEN WITH TACKLE FOR LOSS, INTERCEPTION AND MULTIPLE PASSES DEFENSED, SINGLE GAME, NFL, SINCE 2008

Game	Team	Player	TFL	INT	PD
Sept. 8, 2024 vs. L.V.	LAC	DL Poona Ford	1	1	2
Jan. 1, 2012 vs. NYJ	Mia.	DL Randy Starks	1	2	2

Ford added three sacks on the year, making him the third NFL interior defensive lineman in the last two years and fourth Chargers interior defensive lineman in history to have multiple sacks and an interception in the same season.

INTERIOR DEFENSIVE LINEMEN WITH MULTIPLE SACKS AND AN INTERCEPTION, SINGLE SEASON, CHARGERS HISTORY

Season	Player	Sacks	INTs
2024	DL Poona Ford	3.0	1
2022	DL Sebastian Joseph-Day	2.0	1
2013	DT Sean Lissemore	2.0	1
1998	DT Norman Hand	6.0	2

MCCONKEY AND VIDAL SCORE IN DEBUTS

In Week 1, **WR Ladd McConkey** made his NFL debut and led the team with five receptions for 39 yards (7.8 avg.), including a 10-yard touchdown catch in the fourth quarter to put the game away. He was the 10th Charger in history to haul in a touchdown pass in an NFL debut.

Four weeks later, **RB Kimani Vidal** made his NFL debut and hauled in a 38-yard touchdown on his first career reception. He became the 11th Charger ever to have a touchdown catch in a debut and the first Bolts running back since 1977 (Hank Bauer) to record a receiving touchdown on his first career reception.

CHARGERS WITH RECEIVING TOUCHDOWN IN NFL DEBUT, SINCE 1970

Game	Player	Rec.	Rec. TD
Oct. 13, 2024 at Den.	RB Kimani Vidal	2	1
Sept. 8, 2024 vs. L.V.	WR Ladd McConkey	5	1
Sept. 11, 2022 vs. L.V.	FB Zander Horvath	2	1
Oct. 4, 2020 at T.B.	WR Tyron Johnson	1	1
	TE Donald Parham Jr.	1	1
Sept. 8, 2002 at Cin.	TE Josh Norman	1	1
Aug. 31, 1997 at N.E.	TE Freddie Jones	4	1
Sept. 1, 1991 at Pit.	WR Shawn Jefferson	3	1
Sept. 7, 1981 vs. Cle.	RB James Brooks	2	1
Sept. 3, 1978 at Sea.	WR John Jefferson	3	2
Sept. 19, 1971 vs. K.C.	RB Mike Montgomery	3	1

CAREER NUMBERS AGAINST BUCCANEERS

97	JOEY BOSA																OLB	
REGULAR SEASON DEFENSE																		
Date	Opp.	Res.	GP/GS	Tot	Solo	Asst	Sks	Yds	TFL	QBH	INT	Yds	Lg	TD	PD	FF	FR	Yds
12/04/16	T.B.	L	1/1	2	1	1	1.0	12	1	2	0	0	—	0	0	0	0	0
10/4/24	at T.B.	L	1/1	1	1	0	0.0	0	0	2	0	0	—	0	0	0	0	0
Totals		0-2	2/2	3	2	1	1.0	12	1	4	0	0	—	0	0	0	0	0

9	DJ CHARK JR.							WR
REGULAR SEASON RECEIVING								
Date	Opp.	Res.	GP/GS	Rec.	Yds	Avg.	Lg	TD
12/1/19	T.B.	L	1/1	2	47	23.5	30	0
12/3/23	at T.B.	L	1/1	3	56	18.7	30	0
1/7/24	T.B.	L	1/1	2	46	23.0	42	0
Totals		0-3	3/3	7	149	21.3	42	0

81	WILL DISSLY							TE
REGULAR SEASON RECEIVING								
Date	Opp.	Res.	GP/GS	Rec.	Yds	Avg.	Lg	TD
11/13/22	at T.B.	L	1/1	2	28	14.0	15	0
Totals		0-1	1/1	2	28	14.0	15	0

48	BUD DUPREE																LB	
REGULAR SEASON DEFENSE																		
Date	Opp.	Res.	GP/GS	Tot	Solo	Asst	Sks	Yds	TFL	QBH	INT	Yds	Lg	TD	PD	FF	FR	Yds
9/24/18	at T.B.	W	1/1	3	2	1	1.0	4	1	3	1	10	10	1	1	0	0	0
10/22/23	at T.B.	W	1/1	1	1	0	0.0	0	1	0	0	0	—	0	0	0	0	0
12/10/23	T.B.	L	1/1	1	0	1	0.0	0	0	0	0	0	—	0	0	0	0	0
Totals		2-4	3/3	5	3	2	1.0	4	2	3	1	10	10	1	1	0	0	0

43	TROY DYE																LB	
REGULAR SEASON DEFENSE																		
Date	Opp.	Res.	GP/GS	Tot	Solo	Asst	Sks	Yds	TFL	QBH	INT	Yds	Lg	TD	PD	FF	FR	Yds
12/13/20	at T.B.	L	1/1	1	1	0	0.0	0	0	0	0	0	—	0	0	0	0	0
9/10/23	T.B.	L	1/0	1	0	1	0.0	0	0	0	0	0	—	0	0	0	0	0
Totals		0-2	2/1	2	1	1	0.0	0	0	0	0	0	—	0	0	0	0	0

4	GUS EDWARDS													RB	
REGULAR SEASON OFFENSE															
Date	Opp.	Res.	GP/GS	Att	Yds	Avg.	Lg	TD	Rec.	Yds	Avg.	Lg	TD	Scrim. Yds	Scrim. TD
12/16/18	T.B.	W	1/1	19	104	5.5	26	1	0	0	—	—	0	104	1
9/22/19	at T.B.	W	1/0	5	65	5.9	22	0	0	0	—	—	0	65	0
Totals		2-0	2/1	30	169	5.6	26	1	0	0	—	—	0	169	1

42	TUCKER FISK							TE
REGULAR SEASON RECEIVING								
Date	Opp.	Res.	GP/GS	Rec.	Yds	Avg.	Lg	TD
10/22/23	at T.B.	W	1/0	0	0	—	—	0
Totals		1-0	1/0	0	0	—	—	0

95	POONA FORD																DT	
REGULAR SEASON DEFENSE																		
Date	Opp.	Res.	GP/GS	Tot	Solo	Asst	Sks	Yds	TFL	QBH	INT	Yds	Lg	TD	PD	FF	FR	Yds
11/3/19	T.B.	W (OT)	1/1	3	3	0	0.0	0	0	1	0	0	—	0	0	0	0	0
11/13/22	at T.B.	L	1/1	2	1	1	0.0	0	0	0	0	0	—	0	0	0	0	0
10/26/23	T.B.	W	1/0	2	1	1	0.0	0	0	1	0	0	—	0	0	0	0	0
Totals		2-1	3/2	7	5	2	0.0	0	0	2	0	0	—	0	0	0	0	0

CAREER NUMBERS AGAINST BUCCANEERS

56 MORGAN FOX DL

REGULAR SEASON DEFENSE

Date	Opp.	Res.	GP/GS	Tot	Solo	Asst	Sks	Yds	TFL	QBH	INT	Yds	Lg	TD	PD	FF	FR	Yds
9/29/19	T.B.	W	1/0	0	0	0	0.0	0	0	0	0	0	—	0	0	0	0	0
11/23/20	at T.B.	L	1/0	0	0	0	0.0	0	0	2	0	0	—	0	1	0	0	0
12/26/21	T.B.	L	1/0	2	1	1	0.0	0	1	0	0	0	—	0	0	0	0	0
1/9/22	at T.B.	L	1/1	0	0	0	0.0	0	0	0	0	0	—	0	0	0	0	0
Totals		1-3	4/1	2	1	1	0.0	0	1	2	0	0	—	0	1	0	0	0

7 KRISTIAN FULTON CB

REGULAR SEASON DEFENSE

Date	Opp.	Res.	GP/GS	Tot	Solo	Asst	Sks	Yds	TFL	QBH	INT	Yds	Lg	TD	PD	FF	FR	Yds
11/12/23	at T.B.	L	1/1	1	1	0	0.0	0	0	0	0	0	—	0	0	0	0	0
Totals		0-1	1/1	1	1	0	0.0	0	0	0	0	0	—	0	0	0	0	0

8 TAYLOR HEINICKE QB

REGULAR SEASON PASSING

Date	Opp.	Res.	GP/GS	Cmp	Att	Pct.	Yds	Y/A	TD	INT	Lg	Sacks	Yds Lost	Rating
12/2/18	at T.B.	L	1/0	0	1	0.0	0	0.00	0	0	—	0.0	0	39.6
11/14	T.B.	W	1/1	26	32	81.3	256	8.00	1	0	22	5	30	110.4
Totals		1-1	2/1	26	33	78.8	256	7.76	1	0	22	5	30	109.1

REGULAR SEASON RUSHING

Date	Opp.	Res.	GP/GS	Att	Yds	Avg.	Lg	TD
12/2/18	at T.B.	L	1/0	0	0	—	—	0
11/14/21	T.B.	W	1/1	3	15	5.0	10	0
Totals		1-1	2/1	3	15	5.0	10	0

10 JUSTIN HERBERT QB

REGULAR SEASON PASSING

Date	Opp.	Res.	GP/GS	Cmp	Att	Pct.	Yds	Y/A	TD	INT	Lg	Sacks	Yds Lost	Rating
10/4/20	at T.B.	L	1/1	20	25	80.0	290	11.60	3	1	72t	2	12	137.9
Totals		0-1	1/1	20	25	80.0	290	11.60	3	1	72t	2	12	137.9

REGULAR SEASON RUSHING

Date	Opp.	Res.	GP/GS	Att	Yds	Avg.	Lg	TD
10/4/20	at T.B.	L	1/1	5	14	2.8	5	0
Totals		0-1	1/1	5	14	2.8	5	0

23 TONY JEFFERSON S

REGULAR SEASON DEFENSE

Date	Opp.	Res.	GP/GS	Tot	Solo	Asst	Sks	Yds	TFL	QBH	INT	Yds	Lg	TD	PD	FF	FR	Yds
9/29/13	at T.B.	W	1/0	7	6	1	0.0	0	0	0	0	0	—	0	0	0	0	0
9/18/16	T.B.	W	1/1	11	9	2	0.0	0	2	1	0	0	—	0	0	0	1	0
12/16/18	T.B.	W	1/1	2	2	0	0.0	0	0	0	0	0	—	0	0	0	0	0
Totals		0-3	3/0	20	17	3	0.0	0	2	1	0	0	—	0	0	0	1	0

52 KHALIL MACK OLB

REGULAR SEASON DEFENSE

Date	Opp.	Res.	GP/GS	Tot	Solo	Asst	Sks	Yds	TFL	QBH	INT	Yds	Lg	TD	PD	FF	FR	Yds
10/30/16	at T.B.	W (OT)	1/1	7	6	1	2.0	12	2	4	0	0	—	0	0	1	0	0
9/30/18	T.B.	W	1/1	4	3	1	1.0	2	1	1	0	0	—	0	1	1	0	0
10/8/20	T.B.	W	1/1	3	2	1	2.0	14	2	3	0	0	—	0	1	0	0	0
10/24/21	at T.B.	L	1/1	1	1	0	0.0	0	0	0	0	0	—	0	0	0	0	0
Totals		3-1	4/4	15	12	3	5.0	28	5	8	0	0	—	0	2	2	0	0

CAREER NUMBERS AGAINST BUCCANEERS

24		MARCUS MAYE															S	
REGULAR SEASON DEFENSE																		
Date	Opp.	Res.	GP/GS	Tot	Solo	Asst	Sks	Yds	TFL	QBH	INT	Yds	Lg	TD	PD	FF	FR	Yds
11/12/17	at T.B.	L	1/1	4	4	0	0.0	0	0	0	0	0	—	0	0	0	0	0
9/18/22	T.B.	L	1/1	4	3	1	0.0	0	0	0	0	0	—	0	0	0	0	0
12/5/22	at T.B.	L	1/1	11	8	3	0.0	0	0	0	0	0	—	0	0	0	0	0
Totals			0-3	3/3	19	15	4	0.0	0	0	0	0	—	0	0	0	0	0

22		ELIJAH MOLDEN															DB	
REGULAR SEASON DEFENSE																		
Date	Opp.	Res.	GP/GS	Tot	Solo	Asst	Sks	Yds	TFL	QBH	INT	Yds	Lg	TD	PD	FF	FR	Yds
11/12/23	at T.B.	L	1/1	8	6	2	0.0	0	0	0	0	0	—	0	0	0	0	0
Totals			0-1	1/1	8	6	2	0.0	0	0	0	0	—	0	0	0	0	0

6		DENZEL PERRYMAN															LB	
REGULAR SEASON DEFENSE																		
Date	Opp.	Res.	GP/GS	Tot	Solo	Asst	Sks	Yds	TFL	QBH	INT	Yds	Lg	TD	PD	FF	FR	Yds
12/04/16	T.B.	L	1/1	9	9	0	0.0	0	0	0	0	0	—	0	0	0	0	0
10/4/20	at T.B.	L	1/0	6	2	4	0.0	0	0	1	0	0	—	0	1	0	0	0
11/5/23	T.B.	W	1/1	6	3	3	0.0	0	0	0	0	0	—	0	0	0	0	0
Totals			1-2	3/2	21	14	7	0.0	0	0	0	0	—	0	1	0	0	0

58		SHAQUILLE QUARTERMAN															LB	
REGULAR SEASON DEFENSE																		
Date	Opp.	Res.	GP/GS	Tot	Solo	Asst	Sks	Yds	TFL	QBH	INT	Yds	Lg	TD	PD	FF	FR	Yds
12/24/23	at T.B.	L	1/0	0	0	0	0.0	0	0	0	0	0	—	0	0	0	0	0
Totals			0-1	1/0	0	0	0	0.0	0	0	0	0	—	0	0	0	0	0

89		JALEN REAGOR							WR
REGULAR SEASON RECEIVING									
Date	Opp.	Res.	GP/GS	Rec.	Yds	Avg.	Lg	TD	
10/14/21	T.B.	L	1/1	0	0	—	—	0	
Totals			0-1	1/1	0	0	—	0	

16		JK SCOTT							P		
REGULAR SEASON PUNTING											
Date	Opp.	Res.	GP	Punt	Blk	Yds.	Avg.	Lg	TB	I20	
10/18/20	at T.B.	L	1	7	0	325	46.4	55	0	2	
Totals			0-1	1	7	0	325	46.4	55	0	2

90		TEAIR TART															DL	
REGULAR SEASON DEFENSE																		
Date	Opp.	Res.	GP/GS	Tot	Solo	Asst	Sks	Yds	TFL	QBH	INT	Yds	Lg	TD	PD	FF	FR	Yds
11/12/23	at T.B.	L	1/1	3	2	1	1.0	7	2	1	0	0	—	0	0	0	0	0
Totals			0-1	1/1	3	2	1	1.0	7	2	1	0	—	0	0	0	0	0

2024 LOS ANGELES CHARGERS OFFENSIVE STATISTICS

Los Angeles Chargers / Week 14 / Through Sunday, December 8, 2024 / Regular Season

Won 8, Lost 5

9/8/2024	W	22 - 10	Las Vegas Raiders
9/15/2024	W	26 - 3	at Carolina Panthers
9/22/2024	L	10 - 20	at Pittsburgh Steelers
9/29/2024	L	10 - 17	Kansas City Chiefs
10/13/2024	W	23 - 16	at Denver Broncos
10/21/2024	L	15 - 17	at Arizona Cardinals
10/27/2024	W	26 - 8	New Orleans Saints
11/3/2024	W	27 - 10	at Cleveland Browns
11/10/2024	W	27 - 17	Tennessee Titans
11/17/2024	W	34 - 27	Cincinnati Bengals
11/25/2024	L	23 - 30	Baltimore Ravens
12/1/2024	W	17 - 13	at Atlanta Falcons
12/8/2024	L	17 - 19	at Kansas City Chiefs

Total First Downs

Rushing	81	85
Passing	123	129
Penalty	20	24
3rd Down: Made/Att	66/172	62/177
3rd Down Pct.	38.4%	35.0%
4th Down: Made/Att	7/10	14/21
4th Down Pct.	70.0%	66.7%
Possession Avg.	30:05	29:55
Total Net Yards	4024	4208
Avg. Per Game	309.5	323.7
Total Plays	759	811
Avg. Per Play	5.3	5.2
Net Yards Rushing	1449	1529
Avg. Per Game	111.5	117.6
Total Rushes	352	334
Net Yards Passing	2575	2679
Avg. Per Game	198.1	206.1
Sacked/Yards Lost	38/216	39/192
Gross Yards	2791	2871
Attempts/Completions	369/237	438/278
Completion Pct.	64.2%	63.5%
Had Intercepted	1	13
Punts/Average	63/46.9	61/49.4
Net Punting Avg.	42.1	44.9
Penalties/Yards	74/556	76/637
Fumbles/Ball Lost	16/5	8/4
Touchdowns	28	21
Rushing	13	6
Passing	14	15
Returns	1	0

Score By Periods

Team	63	97	54	63	0	277
Opponents	29	54	38	86	0	207

Scoring

	TD	Ru	Pa	Rt	PAT	FG	2Pt	Pts
C.Dicker	0	0	0	0	23/26	28/30	0	107
J.Dobbins	8	8	0	0	0/0	0/0	0	48
Q.Johnston	7	0	7	0	0/0	0/0	0	42
L.McConkey	4	0	4	0	0/0	0/0	0	24
G.Edwards	2	2	0	0	0/0	0/0	0	12
J.Herbert	2	2	0	0	0/0	0/0	0	12
J.Palmer	1	0	1	0	0/0	0/0	1	8
W.Dissly	1	0	1	0	0/0	0/0	0	6
H.Haskins	1	1	0	0	0/0	0/0	0	6
T.Still	1	0	0	1	0/0	0/0	0	6
K.Vidal	1	0	1	0	0/0	0/0	0	6
Team	28	13	14	1	23/26	28/30	1	277
Opponents	21	6	15	0	19/19	20/29	0	207

2-Pt. Conversions: Team 1/2, Opponents: 0/2

Sacks: T.Tuipulotu 7.5, K.Mack 5.0, B.Dupree 5.0, J.Bosa 4.0, M.Fox 3.5, D.James 3.5, P.Ford 3.0, T.Tart 1.0, D.Perryman 1.0, S.Matlock 1.0, D.Henley 1.0, A.Gilman 1.0, T.Still 0.5, T.Dye 0.5, C.Hart 0.5 **Team: 38.0, Opponents: 38.0**

Passing

	Att	Cmp	Yds	Cmp%	Yds/Att	TD	TD%	Int	Int%	Long	Sack	Lost	Rating
J.Herbert	366	234	2764	63.9%	7.6	14	3.8%	1	0.3%	66t	35/	188	98.5
T.Heinicke	2	2	24	100.0%	12.0	0	0.0%	0	0.0%	18	3/	28	116.7
J.Scott	1	1	3	100.0%	3.0	0	0.0%	0	0.0%	3	0/	0	79.2
Team	369	237	2791	64.2%	7.6	14	3.8%	1	0.3%	66t	38/	216	98.6
Opponents	438	278	2871	63.5%	6.6	15	3.4%	13	3.0%	60	39/	192	81.3

Rushing	No.	Yds	Avg	Long	TD
J.Dobbins	158	766	4.8	61	8
G.Edwards	79	274	3.5	12	2
J.Herbert	54	224	4.1	38	2
K.Vidal	30	98	3.3	16	0
D.Davis	9	46	5.1	10	0
H.Haskins	14	26	1.9	5	1
T.Heinicke	1	12	12.0	12	0
Q.Johnston	3	6	2.0	4	0
J.Scott	1	0	0.0	0	0
J.Reagor	3	-3	-1.0	1	0
Team	352	1449	4.1	61	13
Opponents	334	1529	4.6	51t	6

Receiving	No.	Yds	Avg	Long	TD
L.McConkey	58	815	14.1	60t	4
W.Dissly	43	418	9.7	29t	1
J.Palmer	30	492	16.4	45	1
Q.Johnston	29	414	14.3	66t	7
J.Dobbins	28	134	4.8	15	0
D.Davis	8	47	5.9	17	0
J.Reagor	7	100	14.3	41	0
H.Hurst	7	65	9.3	27	0
S.Fehoko	6	106	17.7	30	0
S.Smartt	6	98	16.3	31	0
T.Fisk	4	14	3.5	7	0
K.Vidal	3	49	16.3	38t	1
S.Matlock	3	18	6.0	9	0
E.Tomlinson	2	9	4.5	7	0
G.Edwards	2	3	1.5	2	0
D.Chark	1	9	9.0	9	0
Team	237	2791	11.8	66t	14
Opponents	278	2871	10.3	60	15

Interceptions	No.	Yds	Avg	Long	TD
T.Still	3	67	22.3	61t	1
E.Molden	3	28	9.3	25	0
K.Fulton	1	29	29.0	29	0
A.Gilman	1	18	18.0	18	0
T.Tart	1	4	4.0	4	0
P.Ford	1	3	3.0	3	0
D.James	1	2	2.0	2	0
B.Dupree	1	0	0.0	0	0
M.Maye	1	0	0.0	0	0
Team	13	151	11.6	61t	1
Opponents	1	0	0.0	0	0

Punting	No	Yds	Avg	Net	TB	In	Lg	B
J.Scott	63	2957	46.9	42.1	3	25	67	0
Team	63	2957	46.9	42.1	3	25	67	0
Opponents	61	3014	49.4	44.9	3	34	64	0

Punt Returns	Ret	FC	Yds	Avg	Long	TD
D.Davis	14	19	190	13.6	53	0
L.McConkey	3	8	28	9.3	12	0
J.Reagor	0	1	0	0.0	0	0
Team	17	28	218	12.8	53	0
Opponents	26	19	243	9.3	21	0

Kickoff Returns	No.	Yds	Avg	Long	TD
D.Davis	11	325	29.5	56	0
H.Haskins	1	35	35.0	35	0
J.Reagor	1	22	22.0	22	0
Team	13	382	29.4	56	0
Opponents	19	541	28.5	41	0

Field Goals	1-19	20-29	30-39	40-49	50+
C.Dicker	1/1	7/7	4/4	8/9	8/9
Team	1/1	7/7	4/4	8/9	8/9
Opponents	0/0	4/4	9/10	6/10	1/5

Fumbles Lost: J.Herbert 2, J.Reagor 1, H.Haskins 1, T.Tart 1

Total: 5

Opponent Fumble Recoveries: K.Mack 1, T.Tart 1, E.Molden 1, J.Taylor 1 **Total: 4**

2024 LOS ANGELES CHARGERS DEFENSIVE STATISTICS

Official Press Box Totals — Confirmed by league review.

Player	— Tackles —					TFLs	QB Hits	Interceptions	Passes Def.	— Fumbles —	
	Total	Solo	Asst.	Sacks	Yards					Forced	Recoveries
Daiyan Henley	117	70	47	1.0	1	6	3	0	6	0	0
Derwin James Jr.	77	47	30	3.5	14	6	4	1	6	0	0
Elijah Molden	59	32	27	0.0	0	1	0	3	7	0	1
Denzel Perryman	54	38	16	1.0	7	2	3	0	0	0	0
Alohi Gilman	47	31	16	1.0	0	1	0	1	4	0	0
Tarheeb Still	42	29	13	0.5	4.5	0	1	3	8	0	0
Khalil Mack	35	18	17	5.0	33	5	13	0	7	2	1
Troy Dye	34	19	15	0.5	4.5	1	1	0	0	0	0
Tuli Tuipulotu	34	18	16	7.5	18.5	9	14	0	2	1	0
Poona Ford	33	18	15	3.0	19	5	9	1	4	0	0
Cam Hart	32	23	9	0.5	0.5	0	2	0	5	1	0
Kristian Fulton	31	21	10	0.0	0	2	0	1	7	0	0
Otito Ogbornia	29	11	18	0.0	0	0	1	0	0	0	0
Bud Dupree	23	16	7	5.0	20	5	8	1	2	1	0
Morgan Fox	22	17	5	3.5	27	4	6	0	1	0	0
Teair Tart	21	10	11	1.0	11	4	5	1	2	1	1
Ja'Sir Taylor	18	10	8	0.0	0	1	1	0	5	0	1
Joey Bosa	16	12	4	4.0	16	4	10	0	0	1	0
Junior Colson	15	9	6	0.0	0	0	0	0	1	0	0
Asante Samuel Jr.	13	11	2	0.0	0	0	0	0	2	0	0
Nick Niemann	10	5	5	0.0	0	0	0	0	1	0	0
Tony Jefferson	9	6	3	0.0	0	0	0	0	0	0	0
A.J. Finley	6	4	2	0.0	0	0	0	0	0	0	0
Marcus Maye	6	2	4	0.0	0	0	0	1	2	0	0
Scott Matlock	5	1	4	1.0	6	1	1	0	1	0	0
Eli Apple	2	2	0	0.0	0	0	0	0	1	0	0
Deane Leonard	2	1	1	0.0	0	0	0	0	1	0	0
Caleb Murphy	1	1	0	0.0	0	0	0	0	0	0	0
Justin Eboigbe	1	0	1	0.0	0	0	0	0	0	0	0
Totals	794	482	312	38.0	182	57	82	13	75	7	4
<i>Defensive Backs</i>	<i>344</i>	<i>219</i>	<i>125</i>	<i>5.5</i>	<i>19</i>	<i>11</i>	<i>8</i>	<i>10</i>	<i>48</i>	<i>1</i>	<i>2</i>
<i>Linebackers</i>	<i>216</i>	<i>133</i>	<i>83</i>	<i>2.5</i>	<i>12.5</i>	<i>9</i>	<i>7</i>	<i>0</i>	<i>7</i>	<i>0</i>	<i>0</i>
<i>Outside Linebackers</i>	<i>108</i>	<i>64</i>	<i>44</i>	<i>21.5</i>	<i>87.5</i>	<i>23</i>	<i>45</i>	<i>1</i>	<i>11</i>	<i>5</i>	<i>1</i>
<i>Defensive Line</i>	<i>126</i>	<i>66</i>	<i>60</i>	<i>8.5</i>	<i>63</i>	<i>14</i>	<i>22</i>	<i>2</i>	<i>9</i>	<i>1</i>	<i>1</i>

SPECIAL TEAMS TACKLES

Player	Total Tackles
Nick Niemann	10
Daiyan Henley	5
Shaquille Quarterman	5
Troy Dye	4
A.J. Finley	4
Hassan Haskins	4
Dicaprio Bootle	3
Deane Leonard	3
Elijah Molden	3
Stone Smartt	3
Tuli Tuipulotu	3
Simi Fehoko	2
Marcus Maye	2
Junior Colson	1
Cameron Dicker	1
Tucker Fisk	1
Cam Hart	1
Caleb Murphy	1
Ja'Sir Taylor	1
Totals	57

2024 GAME SUMMARIES

WEEK 1 vs. LAS VEGAS



**RAIDERS 10
CHARGERS 22**

Sunday, Sept. 8, 2024
SoFi Stadium — Inglewood, Calif.



GAME STATISTICS

TEAM	1	2	3	4	OT	F
Las Vegas	7	0	0	3	—	10
L.A. Chargers	3	3	3	13	—	22

SCORING SUMMARY

Team	Q	Time	Play
Chargers	1	4:22	C.Dicker 53 yd. Field Goal
Raiders	1	0:45	A.Mattison 31 yd. pass from G.Minshew (D.Carlson kick)
Chargers	2	0:26	C.Dicker 25 yd. Field Goal
Chargers	3	9:08	C.Dicker 24 yd. Field Goal
Chargers	4	14:55	J.Dobbins 12 yd. run (C.Dicker kick)
Raiders	4	10:30	D.Carlson 32 yd. Field Goal
Chargers	4	3:40	L.McConkey 10 yd. pass from J.Herbert (run failed)

TEAM STATISTICS

	LV	LAC
FIRST DOWNS:	14	11
TOTAL NET YARDS:	296	316
NET RUSHING YARDS:	71	176
NET PASSING YARDS:	225	140
PENALTIES/YARDS:	2-15	7-50
3RD DOWN EFFICIENCY (%):	5-14 (35.7%)	4-15 (26.7%)
PUNTS/AVERAGE:	5-53.0	7-47.4
SACKS/YARDS:	1-4	4-32
FUMBLES/LOST:	2-2	0-0
POINTS OFF TURNOVERS:	0	3
AVG. DRIVE START:	OWN 28	OWN 35
TIME OF POSSESSION:	31:44	28:16

INDIVIDUAL TOP PERFORMERS



PASSING

	CMP	ATT	YDS	TD	INT	RT
Herbert	17	26	144	1	0	95.1
G.Minshew II	25	33	257	1	1	95.1

RUSHING

	ATT	YDS	AVG	LG	TD
J.Dobbins	10	135	13.5	61	1
G.Edwards	11	26	2.4	10	0
Z.White	13	44	3.4	12	0
A.Mattinson	5	19	3.8	7	0

RECEIVING

	REC	YDS	AVG	LG	TD
L.McConkey	5	39	7.8	11	1
Q.Johnston	3	38	12.7	16	0
J.Dobbins	3	4	1.3	3	0
H.Hurst	2	33	16.5	27	0
B.Bowers	6	58	9.7	26	0
D.Adams	5	59	11.8	23	0
A.Mattison	4	43	10.8	31	1
J.Meyers	3	61	20.3	33	0

TACKLES (SOLO) - LAC: J.Bosa 7 (6), D.James 7 (6), A.Samuel 6 (5);
LV: R.Spillane 10 (7), C.Wilkins 5 (4), M.Epps 5 (3).

SACKS - LAC: K.Mack 1.5-10, J.Bosa 1-6, TEAM 1-10, M.Fox 0.5-6;
LV: M.Crosby 1-4.

INTERCEPTIONS - LAC: P.Ford 1-0-0; **LV:** None.

STARTERS

WR.....L.McConkey	OLB.....K.Mack	WR....T.Tucker	DE....C.Snowden
FB/DL S.Matlock	DL.....P.Ford	TE....M.Mayer	DE.....M.Crosby
LT.....R.Slater	DL....O.Ogbonnia	LT.....K.Miller	DT.....J.Jenkins
RG....Z.Johnson	OLB.....J.Bosa	LG.....C.Whitehair	DT.....C.Wilkins
C.....B.Bozeman	LB.....D.Henley	C.....A.James	DT.....A.Butler
RG....T.Pipkins	LB....D.Perryman	RG.....D.Parham	LB.....D.Deablo
RT.....J.Alt	CB.....K.Fulton	RT....T.Munford	LB.....R.Spillane
TE....W.Dissly	CB.....A.Samuel	WR....D.Adams	CB.....J.Jones
WR....J.Palmer	DB.....J.Taylor	WR....J.Meyers	CB.....N.Hobbs
QB....J.Herbert	S.....A.Gilman	QB....G.Minshew II	S.....T.Moehrig
RB....G.Edwards	S.....D.James	RB....Z.White	S.....M.Epps

WEEK 2 AT CAROLINA



**CHARGERS 26
PANTHERS 3**

Sunday, Sept. 15, 2024
Bank of America Stadium — Charlotte, N.C.



GAME STATISTICS

TEAM	1	2	3	4	OT	F
L.A. Chargers	6	14	3	3	—	26
Carolina	0	0	3	0	—	3

SCORING SUMMARY

Team	Q	Time	Play
Chargers	1	9:20	Q.Johnston 29 yd. pass from J.Herbert (kick failed, w/)
Chargers	2	4:16	Q.Johnston 5 yd. pass from J.Herbert (C.Dicker kick)
Chargers	2	2:01	J.Dobbins 43 yd. run (C.Dicker kick)
Panthers	3	12:18	E.Pineiro 38 yd. Field Goal
Chargers	3	9:03	C.Dicker 46 yd. Field Goal
Chargers	4	11:02	C.Dicker 42 yd. Field Goal

TEAM STATISTICS

	LAC	CAR
FIRST DOWNS:	21	7
TOTAL NET YARDS:	349	159
NET RUSHING YARDS:	219	90
NET PASSING YARDS:	130	69
PENALTIES/YARDS:	3-15	9-90
3RD DOWN EFFICIENCY (%):	9-16 (56.3%)	1-12 (8.0%)
PUNTS/AVERAGE:	3-32.0	7-44.4
SACKS/YARDS:	2-15	1-0
FUMBLES/LOST:	1-1	0-0
POINTS OFF TURNOVERS:	7	0
AVG. DRIVE START:	OWN 35	OWN 28
TIME OF POSSESSION:	36:18	23:42

INDIVIDUAL TOP PERFORMERS



PASSING

	CMP	ATT	YDS	TD	INT	RT
J.Herbert	14	20	130	2	1	100.0
B.Young	18	26	84	0	1	57.2

RUSHING

	ATT	YDS	AVG	LG	TD
J.Dobbins	17	131	7.7	43	1
G.Edwards	18	59	3.3	6	0
C.Hubbard	10	64	6.4	23	0
M.Sanders	7	20	2.9	6	0

RECEIVING

	REC	YDS	AVG	LG	TD
Q.Johnston	5	51	10.2	29	2
W.Dissly	3	29	9.7	15	0
L.McConkey	2	26	13.0	15	0
J.Palmer	2	19	9.5	11	0
C.Hubbard	4	12	3.0	5	0
T.Tremble	3	23	7.7	12	0
Dio.Johnson	3	15	5.0	7	0
M.Sanders	3	5	1.7	5	0

TACKLES (SOLO) - LAC: D.Henley 9 (5), D.Perryman 7 (5), D.James 6 (2);
CAR: S.Thompson 14 (8), J.Jewell 11 (8), A.Robinson 6 (6).

SACKS - LAC: D.Perryman 1-7, J.Bosa 1-8; **CAR:** Dj.Johnson 0.5-0, J.Peevy 0.5-0.

INTERCEPTIONS - LAC: E.Molden 1-3-0; **CAR:** J.Horn 1-0-0.

STARTERS

WR....Q.Johnston	OLB.....K.Mack	WR....D.Hopkins	DL.....D.Autro
TE....H.Hurst	DL.....P.Ford	LT....A.Dillard	DT.....T.Tartt
WR....D.Davis	DL....O.Ogbonnia	LG....X.Newman-Johnson	DT.....J.Simmon
LT.....R.Slater	OLB.....J.Bosa	C.....A.Brewer	DT.....K.Peko
LG....Z.Johnson	LB.....D.Henley	RG....D.Brunskill	LB.....A.AI-Shair
C.....B.Bozeman	LB....D.Perryman	RT....C.Hubbard	LB.....J.Gibbens
RG....T.Pipkins	CB.....K.Fulton	TE....C.Okonkwo	DB.....H.Landry
RT....J.Alt	CB.....A.Samuel	WR....T.Burks	CB.....E.Molden
TE....W.Dissly	DB.....J.Taylor	WR....N.Westbrook-Ikhine	CB....R.McCreary
QB....J.Herbert	S.....D.James	QB....R.Tannehill	S....S.Murphy-Bunting
RB....J.Dobbins	S.....E.Moldem	RB....D.Henry	S.....K.Buard

2024 GAME SUMMARIES

WEEK 3 AT PITTSBURGH

WEEK 4 vs. KANSAS CITY



CHARGERS 10 STEELERS 20

Sunday, Sept. 22, 2024
Acrisure Stadium – Pittsburgh, Penn.



CHIEFS 17 CHARGERS 10

Sunday, Sept. 29, 2024
SoFi Stadium – Inglewood, Calif.



GAME STATISTICS

TEAM	1	2	3	4	OT	F
L.A. Chargers	7	3	0	0	—	10
Pittsburgh	0	7	3	10	—	20

SCORING SUMMARY

Team	Q	Time	Play
Chargers	1	2:46	Q.Johnston 27 yd. pass from J.Herbert (C.Dicker kick)
Steelers	2	10:17	J.Fields 5 yd. run (C.Boswell kick)
Chargers	2	3:13	C.Dicker 28 yd. Field Goal (12-60, 7:04)
Steelers	3	9:05	C.Boswell 38 yd. Field Goal (12-50, 5:55)
Steelers	4	14:14	C.Boswell 30 yd. Field Goal (12-73, 6:26)
Steelers	4	7:02	C.Austin 55 yd. pass from J.Fields (C.Boswell kick)

TEAM STATISTICS

	LAC	PIT
FIRST DOWNS:	10	20
TOTAL NET YARDS:	168	346
NET RUSHING YARDS:	107	232
NET PASSING YARDS:	225	140
PENALTIES/YARDS:	7-69	3-15
3RD DOWN EFFICIENCY (%):	3-11 (27.3%)	7-14 (50.0%)
PUNTS/AVERAGE:	7-50.0	3-52.0
SACKS/YARDS:	2-13	5-42
FUMBLES/LOST:	2-0	0-0
POINTS OFF TURNOVERS:	0	0
AVG. DRIVE START:	OWN 24	OWN 30
TIME OF POSSESSION:	26:09	33:51

INDIVIDUAL TOP PERFORMERS



PASSING

	CMP	ATT	YDS	TD	INT	RT		CMP	ATT	YDS	TD	INT	RT
Herbert	12	18	125	1	0	105.1	Fields	25	32	245	1	1	96.0
Heinicke	2	2	24	0	0	116.7							

RUSHING

	ATT	YDS	AVG	LG	TD		ATT	YDS	AVG	LG	TD
J.Dobbins	15	44	2.9	13	0	N.Harris	18	70	3.9	21	0
G.Edwards	3	9	3.0	6	0	C.Patterson	4	33	8.3	14	0

RECEIVING

	REC	YDS	AVG	LG	TD		REC	YDS	AVG	LG	TD
L.McConkey	3	44	14.7	18	0	G.Pickens	5	57	11.4	27	0
W.Dissly	3	19	6.3	7	0	N.Harris	5	16	3.2	8	0
J.Dobbins	3	10	3.3	6	0	C.Austin	4	95	23.8	55	2
Q.Johnston	2	44	22.0	27	1	P.Freiermuth	4	33	8.3	15	0

TACKLES (SOLO) – LAC: D.Henley 12 (9), D.Perryman 9 (6), D.James 8 (5);
PIT: P.Queen 8 (4), D.Elliott 5 (4), D.Jackson 5 (2).

SACKS – LAC: D.James 1-6, K.Mack 1-7; **PIT:** Ni.Herbig 2-15, E.Roberts 1-9, Ca.Heyward 1-10, T.Watt 1-8.

INTERCEPTIONS – LAC: B.Dupree 1-0-0; **PIT:** None.

STARTERS

WR..... L.McConkey	OLB..... K.Mack	TE..... P.Freiermuth	ROLB... A.Highsmith
TE..... W.Dissly	DL..... O.Ogbonnia	LT..... D.Moore	DT.... Ca.Heyward
LT..... R.Slater	DL..... P.Ford	LG..... S.Anderson	NT..... K.Benton
RG..... Z.Johnson	OLB..... J.Bosa	C..... Z.Frazier	DE L.Ogunjobi
C..... B.Bozeman	LB..... D.Henley	RG..... J.Daniels	LOLB..... T.Watt
RG..... T.Pipkins	LB..... D.Perryman	RT..... B.Jones	LILB P.Queen
RT..... J.Alt	CB..... K.Fulton	WR.... V.Jefferson	RILB... E.Roberts
WR.... Q.Johnston	CB..... A.Samuel	WR.... G.Pickens	RCB..... J.Porter
QB.... J.Herbert	S..... E.Molden	WR.... C.Patterson	FS... M.Fitzpatrick
FB.... S.Matlock	S..... A.Gilman	QB.... J.Fields	SS..... D.Elliott
RB.... J.Dobbins	S..... D.James	RB.... N.Harris	LCB ... D.Jackson

GAME STATISTICS

TEAM	1	2	3	4	OT	F
Kansas City	0	7	3	7	—	17
L.A. Chargers	10	0	0	0	—	10

SCORING SUMMARY

Team	Q	Time	Play
Chargers	1	6:16	L.McConkey 7 yd. pass from J.Herbert (C.Dicker kick)
Chargers	1	3:53	C.Dicker 50 yd. Field Goal
Chiefs	2	4:06	X.Worthy 54 yd. pass from P.Mahomes (H.Butker kick)
Chiefs	3	6:26	H.Butker 37 yd. Field Goal
Chiefs	4	6:04	S.Perine 2 yd. run (H.Butker kick)

TEAM STATISTICS

	KC	LAC
FIRST DOWNS:	16	12
TOTAL NET YARDS:	329	224
NET RUSHING YARDS:	101	55
NET PASSING YARDS:	228	169
PENALTIES/YARDS:	5-40	9-51
3RD DOWN EFFICIENCY (%):	9-16 (56.3%)	4-13 (30.8%)
PUNTS/AVERAGE:	4-50.0	6-53.0
SACKS/YARDS:	2-10	3-17
FUMBLES/LOST:	1-1	2-0
POINTS OFF TURNOVERS:	10	0
AVG. DRIVE START:	OWN 29	OWN 27
TIME OF POSSESSION:	29:08	30:52

INDIVIDUAL TOP PERFORMERS



PASSING

	CMP	ATT	YDS	TD	INT	RT		CMP	ATT	YDS	TD	INT	RT
J.Herbert	16	27	179	1	0	91.4	P.Mahomes	19	29	245	1	1	89.0

RUSHING

	ATT	YDS	AVG	LG	TD		ATT	YDS	AVG	LG	TD
J.Dobbins	14	32	2.3	12	0	K.Hunt	14	69	4.9	10	0
G.Edwards	6	19	3.2	5	0	S.Perine	5	14	2.8	4	1

RECEIVING

	REC	YDS	AVG	LG	TD		REC	YDS	AVG	LG	TD
L.McConkey	5	67	13.4	37	1	T.Kelce	7	89	12.7	38	0
J.Palmer	3	36	12.0	26	0	N.Gray	4	40	10.0	29	0
J.Dobbins	3	30	10.0	14	0	X.Worthy	3	73	24.3	54	1
W.Dissly	2	24	12.0	22	0	Ju.Watson	2	27	13.5	17	0

TACKLES (SOLO) – LAC: D.Perryman 8 (6), E.Molden 8 (5), D.Henley 7 (4);
KC: D.Tranquill 10 (7), T.McDuffie 6 (3), B.Cook 5 (4).

SACKS – LAC: B.Dupree 2-8, T.Dye 0.5-4.5, T.Still 0.5-4.5; **KC:** C.Jones 2-10.

INTERCEPTIONS – LAC: K.Fulton 1-29-0; **KC:** None.

STARTERS

TE..... W.Dissly	OLB..... K.Mack	TE..... T.Kelce	DE G.Karlaftis
LT..... J.Salyer	DL..... O.Ogbonnia	WR.... R.Rice	DT..... C.Jones
LG.... Z.Johnson	DL..... P.Ford	LT.... W.Morris	DE..... M.Pennel
C..... B.Bozeman	OLB... T.Tuipulotu	LG..... J.Thuney	OLB... F.Anudike-Uzomah
RG.... S.Mustipher	LB..... D.Henley	C..... C.Humphrey	LB..... N.Bolton
RT.... T.Pipkins	LB..... D.Perryman	RG.... T.Smith	LB..... D.Tranquill
FB.... S.Matlock	CB..... K.Fulton	RT..... J.Taylor	LB..... L.Chenal
WR.... Q.Johnston	CB..... A.Samuel	WR.... X.Worthy	CB.... T.McDuffie
WR.... L.McConkey	DB..... T.Still	WR.... Ju.Watson	CB.... Ja.Watson
QB.... J.Herbert	S..... A.Gilman	QB.... P.Mahomes	S..... J.Reid
RB.... J.Dobbins	S..... E.Molden	FB.... C.Steele	S..... B.Cook

2024 GAME SUMMARIES

WEEK 6 AT DENVER



CHARGERS 23 BRONCOS 16

Sunday, Oct. 13, 2024

Empower Field at Mile High – Denver, Colo.



GAME STATISTICS

TEAM	1	2	3	4	OT	F
L.A. Chargers	10	10	3	0	—	23
Denver	0	0	0	16	—	16

SCORING SUMMARY

Team	Q	Time	Play
Chargers	1	9:26	C.Dicker 20 yd. Field Goal
Chargers	1	4:59	K.Vidal 38 yd. pass from J.Herbert (C.Dicker kick)
Chargers	2	6:21	C.Dicker 33 yd. Field Goal
Chargers	2	1:00	J.Dobbins 4 yd. run (C.Dicker kick)
Chargers	3	2:35	C.Dicker 46 yd. Field Goal
Broncos	4	10:06	T.Franklin 2 yd. pass from B.Nix
Broncos	4	5:22	C.Sutton 15 yd. pass from B.Nix (pass failed)
Broncos	4	0:59	W.Lutz 40 yd. Field Goal

TEAM STATISTICS

	LAC	DEN
FIRST DOWNS:	22	17
TOTAL NET YARDS:	350	316
NET RUSHING YARDS:	128	110
NET PASSING YARDS:	222	206
PENALTIES/YARDS:	3-20	7-37
3RD DOWN EFFICIENCY (%):	11-18 (61.1%)	3-11 (27.3%)
PUNTS/AVERAGE:	4-39.8	5-46.6
SACKS/YARDS:	2-10	3-15
FUMBLES/LOST:	1-0	1-1
POINTS OFF TURNOVERS:	10	0
AVG. DRIVE START:	OWN 34	OWN 25
TIME OF POSSESSION:	37:23	23:37

INDIVIDUAL TOP PERFORMERS



PASSING

Player	CMP	ATT	YDS	TD	INT	RT
Herbert	21	34	237	1	0	92.4
Nix	19	33	216	2	1	84.9

RUSHING

Player	ATT	YDS	AVG	LG	TD
J.Dobbins	25	96	3.8	20	1
D.Davis	2	14	7.0	10	0
B.Nix	6	61	10.2	21	0
J.Williams	6	23	3.8	13	0

RECEIVING

Player	REC	YDS	AVG	LG	TD
L.McConkey	4	43	10.8	15	0
W.Dissly	4	26	6.5	20	0
Q.Johnston	3	22	7.3	8	0
S.Fehoko	2	44	22.0	30	0
D.Vele	4	78	19.5	37	0
C.Sutton	4	53	13.3	20	1
J.Williams	3	15	4.3	10	0
T.Franklin	2	31	15.5	29	1

TACKLES (SOLO) - LAC: A.Gilman 10 (6), D.Perryman 6 (5), D.Henley 4 (2); **DEN:** B.Jones 12 (11), Z.Allen 8 (5), C.Barton 8 (1).

SACKS - LAC: A.Gilman 1-0, M.Fox 1-10; **DEN:** N.Bonitto 1-8, J.Strnad 1-0, Z.Allen 0.5-3.5, J.Cooper, 0.5-3.5.

INTERCEPTIONS - LAC: E.Molden 1-25-0; **DEN:** None.

STARTERS

WR.... L.McConkey	OLB.....K.Mack	WR.... T.Franklin	OLB..... N.Bonitto
TE..... H.Hurst	DL.....O.Ogbonnia	WR.... D.Vele	DE ... J.Franklin-Myers
LT R.Slater	DL..... P.Ford	LT G.Bolles	NT..... D.Jones
RG..... Z.Johnson	OLB...T.Tuipulotu	LG..... B.Powers	DE Z.Allen
C..... B.Bozeman	LB.....D.Henley	C..... A.Forsyth	ILB..... C.Barton
RG..... T.Pipkins	LB..... D.Perryman	RG..... Q.Meinerz	SLB..... J.Cooper
RT J.Alt	CB K.Fulton	RT M.Pearl	ILB..... J.Strnad
WR.... Q.Johnston	CB T.Still	WR.... C.Sutton	LCBP.Surtain
QB..... J.Herbert	CB C.Hart	TE..... A.Trautman	RCB..... R.Moss
FB ... S.Matlock	S..... A.Gilman	QB.... B.Nix	S..... B.Jones
RB.... J.Dobbins	S..... D.James	RB J.Williams	S..... P.Locke

WEEK 7 AT ARIZONA



CHARGERS 15 CARDINALS 17

Monday, Oct. 21, 2024

State Farm Stadium – Glendale, Ariz.



GAME STATISTICS

TEAM	1	2	3	4	OT	F
L.A. Chargers	0	6	3	6	—	15
Arizona	0	7	0	10	—	17

SCORING SUMMARY

Team	Q	Time	Play
Chargers	2	11:59	C.Dicker 59 yd. Field Goal
Cardinals	2	5:40	G.Dortch 5 yd. pass from K.Murray (C.Ryland kick)
Chargers	2	0:00	C.Dicker 50 yd. Field Goal
Chargers	3	0:40	C.Dicker 28 yd. Field Goal
Cardinals	4	14:14	K.Murray 44 yd. run (C.Ryland kick)
Chargers	4	12:09	C.Dicker 47 yd. Field Goal
Chargers	4	1:54	C.Dicker 40 yd. Field Goal
Cardinals	4	0:00	C.Ryland 32 yd. Field Goal

TEAM STATISTICS

	LAC	ARI
FIRST DOWNS:	20	22
TOTAL NET YARDS:	395	326
NET RUSHING YARDS:	59	181
NET PASSING YARDS:	336	145
PENALTIES/YARDS:	5-57	3-15
3RD DOWN EFFICIENCY (%):	6-14 (42.9%)	2-7 (28.6%)
PUNTS/AVERAGE:	2-37.5	4-44.5
SACKS/YARDS:	3-13	0-0
FUMBLES/LOST:	3-2	1-0
POINTS OFF TURNOVERS:	0	0
AVG. DRIVE START:	OWN 21	OWN 25
TIME OF POSSESSION:	34:14	25:46

INDIVIDUAL TOP PERFORMERS



PASSING

Player	CMP	ATT	YDS	TD	INT	RT
J.Herbert	27	39	349	0	0	97.1
K.Murray	14	26	145	1	1	67.0

RUSHING

Player	ATT	YDS	AVG	LG	TD
J.Dobbins	14	40	2.9	11	0
K.Videl	3	10	3.3	7	0
J.Conner	19	101	5.3	14	0
K.Murray	6	64	10.7	44	1

RECEIVING

Player	REC	YDS	AVG	LG	TD
W.Dissly	8	81	10.1	18	0
L.McConkey	5	46	9.2	21	0
J.Palmer	4	63	15.8	24	0
S.Fehoko	3	45	15.0	25	0
T.McBride	5	51	10.2	14	0
M.Harrison	3	21	7.0	10	0
J.Conner	2	51	25.5	33	0
Mi.Wilson	1	15	15.0	15	0

TACKLES (SOLO) - LAC: D.James 8 (5), C.Hart 7 (6), A.Gilman 5 (3); **ARI:** K.White 10 (3), M.Melton 9 (8), B.Baker 8 (4).

SACKS - LAC: None; **ARI:** N.Jones 1.0-8, D.Stills 1-1, B.Stille 1-4.

INTERCEPTIONS - LAC: T.Tart 1-4-0; **ARI:** None.

STARTERS

WR.... J. Palmer	OLB.....K.Mack	WR.... M.Harrison	NT.....R.Lopez
WR.... L.McConkey	DL..... P.Ford	TE.... T.McBride	DT..... L.Collier
WR.... S.Fehoko	DL.....O.Ogbonnia	LT P.Johnson	OLB...D.Gardeck
LT R.Slater	DL..... M.Fox	LG..... E.Brown	ILB.....K.White
LG..... Z.Johnson	OLB...T.Tuipulotu	C..... H.Froholdt	ILB..... Ma.Wilson
C..... B.Bozeman	LB.....D.Henley	RG..... T.Colon	OLB...Z.Collins
RG..... T.Pipkins	LB..... D.Perryman	RT K.Beachum	CB S.Thomas
RT J.Alt	CB C.Hart	TE.... T.Reiman	CB G.Williams
TE.... E.Tomlinson	CB T.Still	WR.... Mi.Wilson	CB ...S.Murphy-Bunting
QB.... J.Herbert	S..... D.James	QB.... K.Murray	S.....J.Thompson
RB.... J.Dobbins	S..... A.Gilman	RB J.Conner	S.....B.Baker

2024 GAME SUMMARIES

WEEK 8 vs. NEW ORLEANS



SAINTS 8 CHARGERS 26

Sunday, Oct. 27, 2024
SoFi Stadium – Inglewood, Calif.



GAME STATISTICS

TEAM	1	2	3	4	OT	F
New Orleans	2	3	3	0	—	8
L.A. Chargers	0	9	7	10	—	26

SCORING SUMMARY

Team	Q	Time	Play
Saints	1	10:20	J.Scott fumble forced by T.Hill out of bounds in end zone for a Safety
Chargers	2	14:55	C.Dicker 46 yd. Field Goal
Chargers	2	1:37	J.Dobbins 1 yd. run (kick failed, wl)
Saints	2	0:05	B.Grupe 40 yd. Field Goal
Chargers	3	8:48	L.McConkey 60 yd. pass from J.Herbert (C.Dicker kick)
Saints	3	1:05	B.Grupe 43 yd. Field Goal
Chargers	4	11:55	C.Dicker 29 yd. Field Goal
Chargers	4	3:22	L.McConkey 9 yd. pass from J.Herbert (C.Dicker kick)

TEAM STATISTICS

	NO	LAC
FIRST DOWNS:	15	19
TOTAL NET YARDS:	366	378
NET RUSHING YARDS:	117	122
NET PASSING YARDS:	249	256
PENALTIES/YARDS:	7-66	4-37
3RD DOWN EFFICIENCY (%):	2-16 (12.5%)	3-12 (25.0%)
PUNTS/AVERAGE:	9-48.6	6-57.3
SACKS/YARDS:	5-32	3-23
FUMBLES/LOST:	0-0	2-0
POINTS OFF TURNOVERS:	0	0
AVG. DRIVE START:	OWN 32	OWN 30
TIME OF POSSESSION:	28:52	31:08

INDIVIDUAL TOP PERFORMERS



PASSING

J.Herbert	CMP	ATT	YDS	TD	INT	RT	S.Rattler	CMP	ATT	YDS	TD	INT	RT
J.Herbert	20	32	279	2	0	111.3	S.Rattler	12	24	156	0	0	70.8

RUSHING

J.Dobbins	ATT	YDS	AVG	LG	TD	A.Kamara	ATT	YDS	AVG	LG	TD
J.Dobbins	17	57	3.4	13	1	A.Kamara	10	67	6.7	24	0
J.Herbert	4	49	12.3	38	0	T.Hill	4	20	5.0	8	0

RECEIVING

L.McConkey	REC	YDS	AVG	LG	TD	C.Olave	REC	YDS	AVG	LG	TD
L.McConkey	6	111	18.5	60	2	C.Olave	8	107	13.4	28	0
W.Dissly	5	41	8.2	16	0	A.Kamara	6	55	9.2	37	0
J.Dobbins	4	11	2.8	15	0	J.Johnson	3	48	16.0	22	0
J.Palmer	2	72	36.0	45	0	T.Hill	2	21	10.5	14	0

TACKLES (SOLO) - LAC: D.Henley 10 (6), D.James 6 (4), C.Hart 5 (4);
NO: P.Werner 9 (7), D.Davis 9 (5), T.Mathieu 5 (0).

SACKS - LAC: B.Dupree 1-11, T.Tuipulotu 1-2, K.Mack 1-8, P.Ford 1-5, S.Matlock 1-6; **NO:** K.Saunders 1-10, A.Taylor 0.5-2.5, C.Young 0.5-2.5.

INTERCEPTIONS - LAC: None; **NO:** None.

STARTERS

WR.... S.Fehoko	OLB..... K.Mack	WR.... C.Olave	DT N.Shepherd
WR.... J.Palmer	DL..... O.Ogbonnia	LT T.Fuaga	DT..... B.Brese
WR.... L.McConkey	DL..... P.Ford	LG..... L.Patrick	DE ... C.Granderson
LT R.Slater	OLB... T.Tuipulotu	C..... C.McGovern	DE C.Jordan
LG..... Z.Johnson	LB..... D.Henley	RG..... C.Ruiz	MLB..... D.Davis
C..... B.Bozeman	LB... D.Perryman	RT T.Penning	LB..... P.Werner
RG..... T.Pipkins	CB K.Fulton	TE..... F.Moreau	DB J.Howden
RT J.Alt	CB T.Still	TE..... J.Johnson	FS T.Mathieu
TE..... W.Dissly	CB C.Hart	TE..... T.Hill	CB A.Taylor
QB..... J.Herbert	S..... A.Gilman	QB... S.Rattler	CB ... K.McKinstry
RB..... J.Dobbins	S..... D.James	RB A.Kamara	CB ... M.Lattimore

WEEK 9 AT CLEVELAND



CHARGERS 26 BROWNS 3

Sunday, Nov. 3, 2024
Huntington Bank Field – Cleveland, Ohio



GAME STATISTICS

TEAM	1	2	3	4	OT	F
L.A. Chargers	7	13	0	7	—	27
Cleveland	0	3	0	7	—	10

SCORING SUMMARY

Team	Q	Time	Play
Chargers	1	6:49	J.Palmer 28 yd. pass from J.Herbert (C.Dicker kick)
Browns	2	9:30	D.Hopkins 38 yd. Field Goal
Chargers	2	8:01	Q.Johnston 66 yd. pass from J.Herbert (kick failed, wl)
Chargers	2	3:30	J.Dobbins 16 yd. run (C.Dicker kick)
Chargers	4	4:16	J.Dobbins 7 yd. run (C.Dicker kick)
Browns	4	0:44	C.Tillman 17 yd. pass from J.Winston (D.Hopkins kick)

TEAM STATISTICS

	LAC	CLE
FIRST DOWNS:	13	21
TOTAL NET YARDS:	342	292
NET RUSHING YARDS:	96	79
NET PASSING YARDS:	246	213
PENALTIES/YARDS:	5-35	4-25
3RD DOWN EFFICIENCY (%):	5-14 (35.7%)	6-17 (35.3%)
PUNTS/AVERAGE:	7-47.1	6-53.0
SACKS/YARDS:	6-22	6-36
FUMBLES/LOST:	0-0	1-0
POINTS OFF TURNOVERS:	0	0
AVG. DRIVE START:	OWN 31	OWN 32
TIME OF POSSESSION:	25:51	34:09

INDIVIDUAL TOP PERFORMERS



PASSING

J.Herbert	CMP	ATT	YDS	TD	INT	RT	J.Winston	CMP	ATT	YDS	TD	INT	RT
J.Herbert	18	27	282	2	0	125.8	J.Winston	26	46	235	1	3	50.5

RUSHING

J.Dobbins	ATT	YDS	AVG	LG	TD	N.Chubb	ATT	YDS	AVG	LG	TD
J.Dobbins	14	85	6.1	34	2	N.Chubb	15	39	2.6	11	0
K.Vidal	5	7	1.4	7	0	J.Winston	5	27	5.4	13	0

RECEIVING

L.McConkey	REC	YDS	AVG	LG	TD	J.Jeudy	REC	YDS	AVG	LG	TD
L.McConkey	5	64	12.8	20	0	J.Jeudy	7	73	10.4	13	0
Q.Johnston	4	118	29.5	66	1	C.Tillman	6	75	12.5	17	1
J.Palmer	2	63	31.5	28	1	D.Njoku	5	29	5.8	11	0
J.Dobbins	2	20	10.0	10	0	J.Akins	3	32	10.7	21	0

TACKLES (SOLO) - LAC: D.Henley 13 (8), D.James 7 (4), E.Molden 6 (2);
CLE: D.Bush 8 (6), G.Delpit 7 (5), M.Garrett 5 (4).

SACKS - LAC: T.Tuipulotu 2.5-3.5, M.Fox 2.0-11, K.Mack 1.0-7, C.Hart 0.5-0.5; **CLE:** M.Garret 3.0-16, D.Tomlinson 1.5-14, D.Bush 1.0-2, S.Harris 0.5-4.

INTERCEPTIONS - LAC: A.Gilman 1-18-0, T.Still 1-1-0, E.Molden 1-0-0; **CLE:** None.

STARTERS

WR.... Q.Johnston	OLB..... K.Mack	WR.... C.Tillman	DE M.Garrett
LT R.Slater	DL..... P.Ford	WR.... E.Moore	DT..... S.Harris
LG..... Z.Johnson	DL..... O.Ogbonnia	D.Jones	DT..... D.Tomlinson
C..... B.Bozeman	OLB... T.Tuipulotu	LG..... J.Bitonio	DE Z.Smith
RG..... T.Pipkins	LB..... D.Henley	C..... E.Pocic	LB D.Bush
RT J.Alt	LB... D.Perryman	RG.... W.Teller	LB..... M.Diabate
TE..... W.Dissly	CB D.James	RT J.Conklin	LB..... W.Reid
WR.... L.McConkey	S..... A.Gilman	TE..... D.Njoku	S..... G.Delpit
QB..... J.Herbert	CB C.Hart	WR.... J.Jeudy	S..... J.Thornhill
FB S.Matlock	CB E.Molden	QB..... J.Winston	CB D.Ward
RB..... J.Dobbins	CB T.Still	RB N.Chubb	CB M.Emerson

2024 GAME SUMMARIES

WEEK 10 vs. TENNESSEE



**TITANS 17
CHARGERS 27**

Sunday, Nov. 10, 2024
SoFi Stadium – Inglewood, Calif.



GAME STATISTICS

TEAM	1	2	3	4	OT	F
Tennessee	7	0	3	7	—	17
L.A. Chargers	3	10	7	7	—	27

SCORING SUMMARY

Team	Q	Time	Play
Chargers	1	8:08	C.Dicker 21 yd. Field Goal
Titans	1	4:25	C.Ridley 41 yd. pass from W.Lewis (N.Folk kick)
Chargers	2	12:07	C.Dicker 37 yd. Field Goal
Chargers	2	1:55	J.Herbert 4 yd. run (C.Dicker kick)
Titans	3	7:51	N.Folk 27 yd. Field Goal
Chargers	3	3:24	Q.Johnston 16 yd. pass from J.Herbert (C.Dicker kick)
Chargers	4	7:39	H.Haskins 1 yd. run (C.Dicker kick)
Titans	4	0:49	C.Ridley 15 yd. pass from W.Lewis (N.Folk kick)

TEAM STATISTICS

	TEN	LAC
FIRST DOWNS:	19	23
TOTAL NET YARDS:	289	309
NET RUSHING YARDS:	132	145
NET PASSING YARDS:	157	164
PENALTIES/YARDS:	9-68	5-30
3RD DOWN EFFICIENCY (%):	3-9 (33.3%)	4-10 (40.0%)
PUNTS/AVERAGE:	4-53.5	3-38.7
SACKS/YARDS:	0/0	7/18
FUMBLES/LOST:	1-0	0-0
POINTS OFF TURNOVERS:	0	0
AVG. DRIVE START:	OWN 31	OWN 30
TIME OF POSSESSION:	29:01	30:59

INDIVIDUAL TOP PERFORMERS



PASSING

J.Herbert	CMP	ATT	YDS	TD	INT	RT	W.Lewis	CMP	ATT	YDS	TD	INT	RT
J.Herbert	14	18	164	1	0	123.1	W.Lewis	18	23	175	2	0	127.4

RUSHING

G.Edwards	ATT	YDS	AVG	LG	TD	T.Spears	ATT	YDS	AVG	LG	TD
G.Edwards	10	55	5.5	11	0	T.Spears	7	47	6.7	19	0
J.Dobbins	15	50	3.3	12	0	T.Pollard	9	44	4.9	15	0

RECEIVING

W.Dissly	REC	YDS	AVG	LG	TD	C.Ridley	REC	YDS	AVG	LG	TD
W.Dissly	5	30	6.0	14	0	C.Ridley	5	84	16.8	41	2
J.Dobbins	3	5	1.7	4	0	T.Pollard	4	19	4.8	15	0
L.McConkey	2	52	26.0	37	0	N.Westbrook-Ikhine	3	31	10.3	13	0
Q.Johnston	2	24	12.0	16	1	T.Spears	3	4	1.3	6	0

TACKLES (SOLO) - LAC: D.Henley 13 (10), E.Molden 8 (4), B.Dupree 5 (4);
TEN: J.Gibbens 15 (10), M.Brown 7 (5), K.Murray 6 (3).

SACKS - LAC: T.Tuipulotu 2-7, B.Dupree 2-1, P.Ford 1-7, J.Bosa 1-2, D.Henley 1-1; **TEN:** None.

INTERCEPTIONS - LAC: None; **TEN:** None.

STARTERS

WR ... Q.Johnston	OLB K.Mack	WR ... N.Westbrook-Ikhine	OLB A.Key
LT R.Slater	DL P.Ford	TE N.Vannett	NT T.Sweat
LG Z.Johnson	DL O.Ogbonnia	LT J.Latham	DT J.Simmons
C B.Bozeman	OLB .. T.Tuipulotu	LG P.Skoronski	OLB H.Landry
RG ... J.Salyer	LB ... D.Perryman	C D.Brunskill	ILB K.Murray
RT ... J.Alt	LB D.Henley	RG D.Radunz	LB J.Gibbens
WR ... J.Reagor	S D.James	RT L.Watson	CB R.McCrear
TE ... W.Dissly	S A.Gilman	WR ... C.Ridley	CB D.Baker
WR ... L.McConkey	CB C.Hart	WR.... T.Boyd	CB J.Brownlee
QB ... J.Herbert	CB E.Molden	QB.... W.Lewis	S A.Hooker
RB ... J.Dobbins	CB T.Still	RB.... T.Pollard	S M.Brown

WEEK 11 vs. CINCINNATI



**BENGALS 27
CHARGERS 34**

Sunday, Nov. 17, 2024
SoFi Stadium – Inglewood, Calif.



GAME STATISTICS

TEAM	1	2	3	4	OT	F
Cincinnati	3	3	14	7	—	27
L.A. Chargers	7	17	3	7	—	34

SCORING SUMMARY

Team	Q	Time	Play
Bengals	1	6:27	E.McPherson 26 yd. Field Goal
Chargers	1	3:34	W.Dissly 29 yd. pass from J.Herbert (C.Dicker kick)
Bengals	2	12:54	E.McPherson 27 yd. Field Goal
Chargers	2	11:02	Q.Johnston 26 yd. pass from J.Herbert (C.Dicker kick)
Chargers	2	4:35	J.Dobbins 1 yd. run (C.Dicker kick)
Chargers	2	0:00	C.Dicker 19 yd. Field Goal
Chargers	3	10:29	C.Dicker 53 yd. Field Goal
Bengals	3	5:27	J.Chase 4 yd. pass from J.Burrow (E.McPherson kick)
Bengals	3	2:53	T.Higgins 42 yd. pass from J.Burrow (E.McPherson kick)
Bengals	4	12:21	J.Chase 17 yd. pass from J.Burrow (E.McPherson kick)
Chargers	4	0:18	J.Dobbins 29 yd. run (C.Dicker kick)

TEAM STATISTICS

	CIN	LAC
FIRST DOWNS:	24	24
TOTAL NET YARDS:	452	435
NET RUSHING YARDS:	110	155
NET PASSING YARDS:	342	280
PENALTIES/YARDS:	8-56	5-50
3RD DOWN EFFICIENCY (%):	5-17 (29.4%)	3-11 (27.3%)
PUNTS/AVERAGE:	5-50.0	6-46.7
SACKS/YARDS:	2/17	3/14
FUMBLES/LOST:	0-0	1-1
POINTS OFF TURNOVERS:	7	0
AVG. DRIVE START:	OWN 29	OWN 29
TIME OF POSSESSION:	34:08	25:52

INDIVIDUAL TOP PERFORMERS



PASSING

J.Herbert	CMP	ATT	YDS	TD	INT	RT	J.Burrow	CMP	ATT	YDS	TD	INT	RT
J.Herbert	17	36	297	2	0	94.3	J.Burrow	28	50	356	3	0	98.4

RUSHING

J.Herbert	ATT	YDS	AVG	LG	TD	C.Brown	ATT	YDS	AVG	LG	TD
J.Herbert	5	65	13.0	30	0	C.Brown	22	86	3.9	27	0
J.Dobbins	11	56	5.1	29	2	J.Burrow	2	28	14.0	14	0

RECEIVING

L.McConkey	REC	YDS	AVG	LG	TD	T.Higgins	REC	YDS	AVG	LG	TD
L.McConkey	6	123	20.5	28	0	T.Higgins	9	148	16.4	42	1
W.Dissly	4	80	20.0	29	1	J.Chase	7	75	10.7	32	2
Q.Johnston	2	48	24.0	26	1	C.Brown	5	57	11.4	34	0
J.Palmer	2	23	11.5	12	0	A.Iosivas	3	46	15.3	27	0

TACKLES (SOLO) - LAC: D.Henley 11 (5), D.James 10 (7), A.Gilman 6 (4);
CIN: G.Stone 9 (8), L.Wilson 8 (4), G.Pratt 8 (4).

SACKS - LAC: T.Tuipulotu 1.5-5, P.Ford 1-7, D.James 0.5-2; **CIN:** J.Ossai 1-12, T.Hendrickson 0.5-2.5, C.Taylor-Britt 0.5-2.5.

INTERCEPTIONS - LAC: None; **CIN:** None.

STARTERS

WR ... Q.Johnston	DL P.Ford	WR ... T.Higgins	DE S.Hubbard
TE T.Fisk	DL ... O.Ogbonnia	LT C.Ford	DT B.Hill
LT R.Slater	OLB .. T.Tuipulotu	LG C.Volson	DE K.Jenkins
LG Z.Johnson	OLB J.Bosa	C T.Karras	RDE ..T.Hendrickson
C B.Bozeman	LB ... D.Perryman	RG ... A.Cappa	LB L.Wilson
RG ... J.Pipkins	LB D.Henley	RT ... A.Mims	LB G.Pratt
RT ... J.Alt	CB C.Hart	WR ... J.Chase	NCB M.Hilton
WR ... L.McConkey	CB E.Molden	TE ... D.Sample	CB ..C.Taylor-Britt
WR ... J.Palmer	CB K.Fulton	TE M.Gesicki	CB D.Turner
QB ... J.Herbert	CB D.James	QB ... J.Burrow	S G.Stone
RB ... G.Edwards	S A.Gilman	HB C.Brown	S V.Bell

2024 GAME SUMMARIES

WEEK 12 vs. BALTIMORE



**RAVENS 17
CHARGERS 27**

Monday, Nov. 25, 2024
SoFi Stadium – Inglewood, Calif.



GAME STATISTICS

TEAM	1	2	3	4	OT	F
Baltimore	0	14	3	13	—	30
L.A. Chargers	7	6	3	7	—	23

SCORING SUMMARY

Team	Q	Time	Play
Chargers	1	9:45	J.Herbert 5 yd. run (C.Dicker kick)
Chargers	2	11:26	C.Dicker 42 yd. Field Goal
Ravens	2	7:48	L.Jackson 10 yd. run (J.Tucker kick)
Ravens	2	0:24	R.Bateman 40 yd. pass from L.Jackson (J.Tucker kick)
Chargers	2	0:00	C.Dicker 52 yd. Field Goal
Ravens	3	9:29	J.Tucker 45 yd. Field Goal
Chargers	3	4:08	C.Dicker 52 yd. Field Goal
Ravens	4	12:32	M.Andrews 6 yd. pass from L.Jackson (pass failed)
Ravens	4	7:24	J.Hill 51 yd. run (J.Tucker kick)
Chargers	4	0:46	G.Edwards 1 yd. run (C.Dicker kick)

TEAM STATISTICS

	BAL	LAC
FIRST DOWNS:	19	19
TOTAL NET YARDS:	389	285
NET RUSHING YARDS:	212	83
NET PASSING YARDS:	177	202
PENALTIES/YARDS:	9-102	7-62
3RD DOWN EFFICIENCY (%):	8-15 (53.3%)	5-14 (35.7%)
PUNTS/AVERAGE:	3-54.3	4-41.3
SACKS/YARDS:	4/16	1/0
FUMBLES/LOST:	0-0	1-0
POINTS OFF TURNOVERS:	0	0
AVG. DRIVE START:	OWN 26	OWN 31
TIME OF POSSESSION:	30:57	29:03

INDIVIDUAL TOP PERFORMERS



PASSING

	CMP	ATT	YDS	TD	INT	RT
J.Herbert	21	36	218	0	0	75.9
L.Jackson	16	22	177	2	0	126.4

RUSHING

	ATT	YDS	AVG	LG	TD
J.Dobbins	6	40	6.7	17	0
J.Herbert	4	29	7.3	12	1
D.Henry	24	140	5.8	27	0
J.Hill	4	55	13.8	51	1

RECEIVING

	REC	YDS	AVG	LG	TD
L.McConkey	6	83	13.8	19	0
W.Dissly	4	47	11.8	18	0
J.Palmer	3	38	12.7	17	0
J.Dobbins	3	19	6.3	11	0
Z.Flowers	5	62	12.4	25	0
M.Andrews	5	44	8.8	16	1
R.Bateman	2	43	21.5	40	1
J.Hill	2	7	3.5	9	0

TACKLES (SOLO) - LAC: D.Henley 10 (4), N.Niemann 8 (4), T.Still 7 (4); **BAL:** M.Harrison 12 (6), N.Wiggins 6 (6), A.Washington 4 (4).

SACKS - LAC: D.James Jr. 1-0; **BAL:** K.Van Noy 1-8, B.Stephens 1-4, O.Oweh 1-3, J.Tupou 1-1.

INTERCEPTIONS - LAC: None; **BAL:** None.

STARTERS

TE..... T.Fisk	OLB..... K.Mack	TE..... M.Andrews	OLB... T.Robinson
LT..... R.Slater	DL..... O.Ogbonnia	LT..... R.Stanley	DT... N.Madubuike
LG..... Z.Johnson	DL..... P.Ford	LG..... P.Mekari	DT..... T.Jones
C..... B.Bozeman	OLB..... J.Bosa	C..... T.Linderbaum	DL... B.Washington
RG..... T.Pipkins	LB..... D.Henley	RG..... D.Faalele	WLB... T.Simpson
RT..... J.Alt	LB..... T.Dye	RT..... R.Rosengarten	LB..... K.Welch
WR... J.Palmer	CB..... E.Molden	TE..... I.Likely	LB..... M.Harrison
WR... Q.Johnston	CB..... K.Fulton	WR.... R.Bateman	CB.... B.Stephens
QB.... J.Herbert	CB..... T.Still	WR.... Z.Flowers	CB... M.Humphrey
FB.... S.Matlock	S..... D.James	QB.... L.Jackson	S... A.Washington
RB.... J.Dobbins	S..... A.Gilman	RB.... D.Henry	S..... K.Hamilton

WEEK 13 AT ATLANTA



**CHARGERS 17
FALCONS 13**

Sunday, Dec. 1, 2024
Mercedes-Benz Stadium – Atlanta, Ga.



GAME STATISTICS

TEAM	1	2	3	4	OT	F
L.A. Chargers	3	6	8	0	—	17
Atlanta	7	0	6	0	—	13

SCORING SUMMARY

Team	Q	Time	Play
Falcons	1	3:59	B.Robinson 2 yd. run (Y.Koo kick)
Chargers	1	1:39	C.Dicker 45 yd. Field Goal
Chargers	2	11:08	C.Dicker 51 yd. Field Goal
Chargers	2	0:58	C.Dicker 34 yd. Field Goal
Falcons	3	7:23	Y.Koo 41 yd. Field Goal
Chargers	3	1:39	T.Still 61 yd. interception return (J.Herbert-J.Palmer pass)
Falcons	3	0:03	Y.Koo 26 yd. Field Goal

TEAM STATISTICS

	LAC	ATL
FIRST DOWNS:	10	24
TOTAL NET YARDS:	187	350
NET RUSHING YARDS:	56	116
NET PASSING YARDS:	131	234
PENALTIES/YARDS:	7-33	2-10
3RD DOWN EFFICIENCY (%):	3-11 (27.3%)	3-14 (21.4%)
PUNTS/AVERAGE:	3-48.7	2-41.0
SACKS/YARDS:	1-11	5/19
FUMBLES/LOST:	2-1	1-0
POINTS OFF TURNOVERS:	10	7
AVG. DRIVE START:	OWN 26	OWN 33
TIME OF POSSESSION:	24:05	35:55

INDIVIDUAL TOP PERFORMERS



PASSING

	CMP	ATT	YDS	TD	INT	RT
J.Herbert	16	23	147	0	0	86.7
K.Cousins	24	39	245	0	4	40.0

RUSHING

	ATT	YDS	AVG	LG	TD
G.Edwards	6	32	5.3	12	0
K.Vidal	4	20	5.0	16	0
B.Robinson	26	102	3.9	15	1
T.Allgeier	8	16	2.0	4	0

RECEIVING

	REC	YDS	AVG	LG	TD
L.McConkey	9	117	13.0	48	0
Q.Johnston	2	12	6.0	8	0
J.Palmer	1	11	11.0	11	0
S.Smartt	1	3	3.0	3	0
D.London	9	86	9.6	17	0
B.Robinson	6	33	5.5	11	0
R.McCloud	4	95	23.8	60	0
D.Mooney	3	20	6.7	11	0

TACKLES (SOLO) - LAC: T.Dye 14 (7), D.James 10 (5), D.Henley 10 (3); **ATL:** K.Elliss 5 (3), C.Phillips 4 (3), D.Alford 4 (3).

SACKS - LAC: T.Tart 1.0-11; **ATL:** A.Ebiketie 2.0-2, K.Elliss 1-9, K.Street 1-7, D.Onyemata 1-1.

INTERCEPTIONS - LAC: T.Still 2-66-1, D.James 1-2-0, M.Maye 1-0-0; **ATL:** None.

STARTERS

WR... L.McConkey	OLB..... K.Mack	TE..... K.Pitts	OLB..... M.Judon
TE..... T.Fisk	DL..... P.Ford	LT..... Ja.Matthews	DL... D.Onyemata
LT..... R.Slater	DL..... O.Ogbonnia	LG..... M.Bergeron	DL..... E.Goldman
LG..... Z.Johnson	OLB..... J.Bosa	C..... D.Dalman	DL..... G.Jarrett
C..... B.Bozeman	LB..... T.Dye	RG..... C.Lindstrom	OLB.... L.Carter
RG..... T.Pipkins	LB..... D.Henley	RT.... K.McGary	ILB... N.Landman
RT..... J.Alt	CB..... K.Fulton	WR... D.London	ILB.... K.Elliss
WR... D.Davis	CB..... E.Molden	WR.... R.McCloud	CB.... A.Terrell
QB.... J.Herbert	CB..... T.Still	WR.... D.Mooney	CB.... C.Phillips
FB.... S.Matlock	S..... D.James	QB.... K.Cousins	S..... J.Bates
RB.... G.Edwards	S..... T.Jefferson	RB.... B.Robinson	S..... J.Simmons

2024 GAME SUMMARIES

WEEK 14 AT KANSAS CITY



CHARGERS 17 CHIEFS 19

Sunday, Dec. 8, 2024



GEHA Field at Arrowhead Stadium – Kansas City, Mo.

GAME STATISTICS

TEAM	1	2	3	4	OT	F
L.A. Chargers	0	0	14	3	—	17
Kansas City	3	10	0	6	—	19

SCORING SUMMARY

Team	Q	Time	Play
Chiefs	1	10:05	M.Wright 47 yd. Field Goal
Chiefs	2	7:47	M.Wright 33 yd. Field Goal
Chiefs	2	0:47	D.Hopkins 9 yd. pass from P.Mahomes (M.Wright kick)
Chargers	3	7:12	G.Edwards 3 yd. run (C.Dicker kick)
Chargers	3	3:30	Q.Johnston 4 yd. pass from J.Herbert (C.Dicker kick)
Chiefs	4	13:04	M.Wright 50 yd. Field Goal
Chargers	4	4:35	C.Dicker 37 yd. Field Goal
Chiefs	4	0:00	M.Wright 31 yd. Field Goal

TEAM STATISTICS

	LAC	KC
FIRST DOWNS:	20	20
TOTAL NET YARDS:	288	298
NET RUSHING YARDS:	94	96
NET PASSING YARDS:	194	202
PENALTIES/YARDS:	7-50	8-98
3RD DOWN EFFICIENCY (%):	6-16 (46.2%)	8-15 (53.3%)
PUNTS/AVERAGE:	5-42.6	4-51.8
SACKS/YARDS:	3/8	3/19
FUMBLES/LOST:	1-0	0-0
POINTS OFF TURNOVERS:	0	0
AVG. DRIVE START:	OWN 24	OWN 24
TIME OF POSSESSION:	30:53	29:07

INDIVIDUAL TOP PERFORMERS



PASSING

	CMP	ATT	YDS	TD	INT	RT		CMP	ATT	YDS	TD	INT	RT
J.Herbert	21	30	213	1	0	101.1	P.Mahomes	24	37	210	1	0	88.8

RUSHING

	ATT	YDS	AVG	LG	TD		ATT	YDS	AVG	LG	TD
G.Edwards	10	36	3.6	10	1	I.Pacheco	14	55	3.9	9	0
K.Vidal	8	34	4.3	8	0	P.Mahomes	4	17	4.3	10	0

RECEIVING

	REC	YDS	AVG	LG	TD		REC	YDS	AVG	LG	TD
J.Palmer	6	78	13.0	38	0	T.Kelce	5	45	9.0	13	0
Q.Johnston	5	48	9.6	21	1	X.Worthy	5	41	8.2	14	0
S.Smartt	3	54	18.0	24	0	D.Hopkins	4	32	8.0	10	1
W.Dissly	2	19	9.5	15	0	N.Gray	4	26	6.5	8	0

TACKLES (SOLO) – LAC: D.Henley 8 (6), T.Still 6 (6), T.Dye 6 (4);
KC: C.Conner 8 (6), D.Tranquill 7 (4), N.Bolton 5 (5).

SACKS – LAC: D.James 1-6, J.Bosa 1-7, K.Mack 0.5-1, T.Tuipulotu 0.5-1; **KC:** T.Wharton 2-11, N.Bolton 1-8.

INTERCEPTIONS – LAC: None; **KC:** None.

STARTERS

WR.....J.Palmer	OLB.....K.Mack	WR.....D.Hopkins	DE.....G.Karlaftis
TE.....T.Fisk	DL.....P.Ford	TE.....N.Gray	DT.....C.Jones
LT.....R.Slater	DL.....O.Ogbonnia	LT.....D.Humphries	DT.....M.Pennel
LG.....Z.Johnson	OLB.....J.Bosa	LG.....J.Thuney	DE.....M.Danna
C.....B.Bozeman	LB.....T.Dye	C.....C.Humphrey	LB.....N.Bolton
RG.....T.Pipkins	LB.....D.Henley	RG.....T.Smith	LB.....D.Tranquill
RT.....J.Alt	CB.....K.Fulton	RT.....J.Taylor	LB.....L.Chenal
WR.....J.Reagor	CB.....T.Still	TE.....T.Kelce	CB.....T.McDuffie
QB.....J.Herbert	S.....D.James	WR.....X.Worthy	CB.....J.Williams
FB.....S.Matlock	S.....E.Molden	QB.....P.Mahomes	S.....J.Reid
RB.....G.Edwards	S.....M.Maye	RB.....I.Pacheco	S.....B.Cook

2024 LOS ANGELES CHARGERS NUMERICAL ROSTER

ACTIVE ROSTER

No.	Name	Pos.	Ht.	Wt.	Age	Exp.	College	Hometown	How Acq.
0	Daiyan Henley	LB	6-0	225	25	2	Washington State	Los Angeles, Calif.	D3-'23
1	Quentin Johnston	WR	6-2	208	23	2	TCU	Temple, Texas	D1-'23
2	Easton Stick	QB	6-1	224	29	6	North Dakota State	Omaha, Neb.	D5-'19
3	Derwin James Jr.	S	6-2	215	28	7	Florida State	Haines City, Fla.	D1-'18
4	Gus Edwards	RB	6-1	238	29	7	Rutgers	Staten Island, N.Y.	UFA (Bal)-'24
5	Joshua Palmer	WR	6-1	210	25	4	Tennessee	Brampton, Ontario, Canada	D3a-'21
6	Denzel Perryman	LB	5-11	240	32	10	Miami	Coral Gables, Fla.	UFA (Hou)-'24
7	Kristian Fulton	CB	5-11	197	26	5	Louisiana State	New Orleans, La.	UFA (Ten)-'24
8	Taylor Heinicke	QB	6-1	210	31	7	Old Dominion	Atlanta, Ga.	T (Atl)-'24
9	DJ Chark Jr.	WR	6-3	200	28	7	Louisiana State	Alexandria, La.	FA-'24
10	Justin Herbert	QB	6-6	236	26	5	Oregon	Eugene, Ore.	D1a-'20
11	Cameron Dicker	K	6-1	216	24	3	Texas	Austin, Texas	FA-'22
12	Derius Davis	WR	5-8	165	24	2	TCU	St. Francisville, La.	D4-'23
15	Ladd McConkey	WR	6-0	185	23	R	Georgia	Chatsworth, Ga.	D2-'24
16	JK Scott	P	6-5	208	29	6	Alabama	Denver, Colo.	FA-'22
20	Cam Hart	CB	6-2	207	24	R	Notre Dame	Baltimore, Md.	D5b-'24
22	Elijah Molden	DB	5-10	192	25	4	Washington	West Linn, Ore.	T (Ten)-'24
23	Tony Jefferson	S	5-11	212	32	10	Oklahoma	Chula Vista, Calif.	FA-'24
24	Marcus Maye	S	6-0	207	31	8	Florida	Melbourne, Fla.	W (Mia)-'24
25	Junior Colson	LB	6-3	247	22	R	Michigan	Franklin, Tenn.	D3-'24
28	Hassan Haskins	RB	6-2	228	25	3	Michigan	St. Louis, Mo.	W (Ten)-'24
29	Tarheeb Still	CB	6-1	196	22	R	Maryland	Sicklerville, N.J.	D5a-'24
30	Kimani Vidal	RB	5-8	215	23	R	Troy	Marietta, Ga.	D6-'24
31	Nick Niemann	LB	6-3	234	27	4	Iowa	Sycamore, Ill.	D6a-'21
33	Deane Leonard	DB	6-0	195	25	3	Mississippi	Calgary, Alberta, Canada	D7a-'22
36	Ja'Sir Taylor	DB	5-10	185	25	3	Wake Forest	Asbury Park, N.J.	D6b-'22
42	Tucker Fisk	TE	6-4	285	25	2	Stanford	Davis, Calif.	FA-'24
43	Troy Dye	LB	6-3	225	28	5	Oregon	Norco, Calif.	UFA (Min)-'24
44	Scott Matlock	FB/DL	6-4	296	24	2	Boise State	Homedale, Idaho	D6-'23
45	Tuli Tuipulotu	OLB	6-3	266	22	2	Southern California	Hawthorne, Calif.	D2-'23
47	Josh Harris	LS	6-1	224	35	13	Auburn	Carrollton, Ga.	UFA (Atl)-'22
48	Bud Dupree	OLB	6-4	269	31	10	Kentucky	Macon, Ga.	FA-'24
52	Khalil Mack	OLB	6-3	269	33	11	Buffalo	Fort Pierce, Fla.	T (Chi)-'22
56	Morgan Fox	DL	6-3	275	30	8	Colorado State-Pueblo	Fountain, Colo.	FA-'22
58	Shaquille Quarterman	LB	6-0	234	27	5	Miami	Orange Park, Fla.	FA-'24
62	Sam Mustipher	C	6-3	306	29	5	Notre Dame	Owings Mills, Md.	FA-'24
64	Brenden Jaimes	OL	6-5	300	25	4	Nebraska	Austin, Texas	D5-'21
68	Jamaree Salyer	OL	6-4	325	24	3	Georgia	Atlanta, Ga.	D6a-'22
70	Rashawn Slater	T	6-4	315	25	4	Northwestern	Sugar Land, Texas	D1-'21
71	Jordan McFadden	OL	6-2	303	25	2	Clemson	Spartanburg, S.C.	D5-'23
73	Foster Sarell	T	6-6	322	26	3	Stanford	Tacoma, Wash.	FA-'21
75	Bradley Bozeman	C	6-5	325	30	7	Alabama	Roanoke, Ala.	FA-'24
76	Joe Alt	T	6-8	322	21	R	Notre Dame	North Oaks, Minn.	D1-'24
77	Zion Johnson	G	6-3	316	25	3	Boston College	Bowie, Md.	D1-'22
79	Trey Pipkins III	G/T	6-6	307	28	6	Sioux Falls	Apple Valley, Minn.	D3-'19
81	Will Dissly	TE	6-4	265	28	7	Washington	Bozeman, Mont.	FA-'24
84	Stone Smartt	TE	6-4	226	26	3	Old Dominion	Sacramento, Calif.	FA-'22
89	Jalen Reagor	WR	5-11	197	25	4	TCU	Waxahachie, Texas	FA-'24
90	Tearl Tart	DL	6-2	315	27	5	Florida International	Philadelphia, Pa.	FA-'24
92	Justin Eboigbe	DL	6-5	292	23	R	Alabama	Forest Park, Ga.	D4-'24
93	Otito Ogbornia	DL	6-4	320	24	3	UCLA	Houston, Texas	D5-'22
95	Poona Ford	DL	5-11	310	29	7	Texas	Hilton Head, S.C.	UFA (Buf)-'24
97	Joey Bosa	OLB	6-5	280	29	9	Ohio State	Fort Lauderdale, Fla.	D1-'16

RESERVE/INJURED

No.	Name	Pos.	Ht.	Wt.	Age	Exp.	College	Hometown	How Acq.
26	Asante Samuel Jr.	CB	5-10	180	25	4	Florida State	Fort Lauderdale, Fla.	D2-'21
27	J.K. Dobbins	RB	5-10	215	25	5	Ohio State	La Grange, Texas	UFA (Bal)-'24
32	Alohi Gilman	S	5-10	201	27	5	Notre Dame	Laie, Hawaii	D6-'20
41	Eli Apple	CB	6-1	203	29	9	Ohio State	Philadelphia, Pa.	FA-'24
53	Chris Collins	OLB	6-5	255	24	R	Minnesota	Richmond, Va.	FA-'24
60	Bucky Williams	C/G	6-3	300	24	R	Appalachian State	Ringgold, Ga.	FA-'24
74	Tyler McLellan	T	6-8	355	25	R	Campbell	North Charleston, S.C.	FA-'24
82	Brenden Rice	WR	6-3	210	22	R	Southern California	Chandler, Ariz.	D7a-'24
87	Simi Fehoko	WR	6-4	218	27	4	Stanford	Salt Lake City, Utah	PS (Pit)-'23
88	Hayden Hurst	TE	6-4	245	31	7	South Carolina	Jacksonville, Fla.	FA-'24
94	Chris Rumph II	OLB	6-2	244	26	4	Duke	Gainesville, Fla.	D4-'21

PRACTICE SQUAD

No.	Name	Pos.	Ht.	Wt.	Age	Exp.	College	Hometown	How Acq.
34	Jaret Patterson	RB	5-8	195	24	2	Buffalo	Glendale, Md.	FA-'23
35	Dicaprio Bootle	CB	5-10	180	27	2	Nebraska	Miami, Fla.	FA-'24
37	Shaun Wade	CB	6-1	195	26	4	Ohio State	Jacksonville, Fla.	FA-'24
38	Emany Johnson	S	6-2	218	24	R	Nevada	Richmond, Calif.	FA-'24
39	Jaylen Johnson	WR	6-2	194	24	R	East Carolina	Duluth, Ga.	FA-'24
40	Kendall Williamson	S	6-0	203	24	1	Stanford	Snellville, Ga.	FA-'24
41	Dez Fitzpatrick	WR	6-2	208	26	2	Louisville	Farmington Hills, Mich.	FA-'24
46	McCallan Castles	TE	6-5	252	25	R	Tennessee	South Lake Tahoe, Calif.	FA-'24
49	John Kelly	RB	5-10	205	28	2	Tennessee	Detroit, Mich.	FA-'24
50	Caleb Murphy	LB	6-3	254	24	1	Ferris State	Campbellsburg, Indiana	FA-'24
51	Jeremiah Jean-Baptiste	LB	6-2	230	23	R	Mississippi	Florida City, Fla.	FA-'24
57	Tre'Mon Morris-Brash	OLB	6-2	245	24	R	Central Florida	Richmond, Va.	FA-'24
61	Karsen Barnhart	G	6-5	316	23	R	Michigan	Paw Paw, Mich.	FA-'24
69	CJ Okoye	DL	6-6	315	23	1	—	Abuja, Nigeria	FA (IPP)-'23
83	Eric Tomlinson	TE	6-6	265	32	8	UTEP	Oklahoma City, Okla.	FA-'24
86	Laviska Shenault	WR	6-1	224	26	5	Colorado	DeSoto, Texas	FA-'24
91	Christopher Hinton	DL	6-4	310	24	2	Michigan	Johns Creek, Ga.	FA-'22

2024 LOS ANGELES CHARGERS ALPHABETICAL ROSTER

ACTIVE ROSTER

No.	Name	Pos.	Ht.	Wt.	DOB	Exp.	College	Hometown	How Acq.
76	Alt, Joe	T	6-8	322	2/28/03	R	Notre Dame	North Oaks, Minn.	D1-'24
97	Bosa, Joey	OLB	6-5	280	7/11/95	9	Ohio State	Fort Lauderdale, Fla.	D1-'16
75	Bozeman, Bradley	C	6-5	325	11/24/94	7	Alabama	Roanoke, Ala.	FA-'24
9	Chark Jr., DJ	WR	6-3	200	9/23/96	7	Louisiana State	Alexandria, La.	FA-'24
25	Colson, Junior	LB	6-3	247	12/6/02	R	Michigan	Franklin, Tenn.	D3-'24
12	Davis, Derius	WR	5-8	165	9/11/00	2	TCU	St. Francisville, La.	D4-'23
11	Dicker, Cameron	K	6-1	216	5/6/00	3	Texas	Austin, Texas	FA-'22
81	Dissly, Will	TE	6-4	265	7/8/96	7	Washington	Bozeman, Mont.	FA-'24
48	Dupree, Bud	OLB	6-4	269	2/12/93	10	Kentucky	Macon, Ga.	FA-'24
43	Dye, Troy	LB	6-3	225	9/18/96	5	Oregon	Norco, Calif.	UFA (Min)-'24
92	Eboigbe, Justin	DL	6-5	292	4/9/01	R	Michigan	Forest Park, Ga.	D4-'24
4	Edwards, Gus	RB	6-1	238	4/13/95	7	Rutgers	Staten Island, N.Y.	UFA (Bal)-'24
42	Fisk, Tucker	TE	6-4	285	1/19/99	2	Stanford	Davis, Calif.	FA-'24
95	Ford, Poona	DL	5-11	310	11/19/95	7	Texas	Hilton Head, S.C.	UFA (Buf)-'24
56	Fox, Morgan	DL	6-3	275	9/12/94	8	Colorado State-Pueblo	Fountain, Colo.	FA-'22
7	Fulton, Kristian	CB	5-11	197	9/3/98	5	Louisiana State	New Orleans, La.	UFA (Ten)-'24
47	Harris, Josh	LS	6-1	224	4/27/89	13	Auburn	Carrollton, Ga.	UFA (Atl)-'22
20	Hart, Cam	CB	6-2	207	12/5/00	R	Notre Dame	Baltimore, Md.	D5b-'24
28	Haskins, Hassan	RB	6-2	228	11/26/99	3	Michigan	St. Louis, Mo.	W (Ten)-'24
8	Heinicke, Taylor	QB	6-1	210	3/15/93	7	Old Dominion	Atlanta, Ga.	T (Atl)-'24
0	Henley, Daiyan	LB	6-0	225	11/18/99	2	Washington State	Los Angeles, Calif.	D3-'23
10	Herbert, Justin	QB	6-6	236	3/10/98	5	Oregon	Eugene, Ore.	D1a-'20
64	Jaimes, Brenden	OL	6-5	300	5/28/99	4	Nebraska	Austin, Texas	D5-'21
3	James Jr., Derwin	S	6-2	215	8/3/96	7	Florida State	Haines City, Fla.	D1-'18
23	Jefferson, Tony	S	5-11	212	1/27/92	10	Oklahoma	Chula Vista, Calif.	FA-'24
77	Johnson, Zion	G	6-3	316	11/18/99	3	Boston College	Bowie, Md.	D1-'22
1	Johnston, Quentin	WR	6-2	208	9/6/01	2	TCU	Temple, Texas	D1-'23
33	Leonard, Deane	DB	6-0	195	11/20/99	3	Mississippi	Calgary, Alberta, Canada	D7a-'22
52	Mack, Khalil	OLB	6-3	269	2/22/91	11	Buffalo	Fort Pierce, Fla.	T (Chi)-'22
44	Matlock, Scott	FB/DL	6-4	296	6/28/00	2	Boise State	Homedale, Idaho	D6-'23
24	Maye, Marcus	S	6-0	207	3/9/93	8	Florida	Melbourne, Fla.	W (Mia)-'24
15	McConkey, Ladd	WR	6-0	185	11/11/01	R	Georgia	Chatsworth, Ga.	D2-'24
71	McFadden, Jordan	OL	6-2	303	11/16/99	2	Clemson	Spartanburg, S.C.	D5-'23
22	Molden, Elijah	DB	5-10	192	1/30/99	4	Washington	West Linn, Ore.	T (Ten)-'24
62	Mustipher, Sam	C	6-3	306	8/13/96	5	Notre Dame	Owings Mills, Md.	FA-'24
31	Niemann, Nick	LB	6-3	234	12/2/97	4	Iowa	Sycamore, Ill.	D6a-'21
93	Ogbonnia, Otito	DL	6-4	320	8/25/00	3	UCLA	Houston, Texas	D5-'22
5	Palmer, Joshua	WR	6-1	210	9/22/99	4	Tennessee	Brampton, Ontario, Canada	D3a-'21
6	Perryman, Denzel	LB	5-11	240	12/5/92	10	Miami	Coral Gables, Fla.	UFA (Hou)-'24
58	Quarterman, Shaquille	LB	6-0	234	10/28/97	5	Miami	Orange Park, Fla.	FA-'24
79	Pipkins III, Trey	G/T	6-6	307	9/5/96	6	Sioux Falls	Apple Valley, Minn.	D3-'19
89	Reagor, Jalen	WR	5-11	197	1/2/99	4	TCU	Waxahachie, Texas	FA-'24
68	Salyer, Jamaree	OL	6-4	325	7/13/00	3	Georgia	Atlanta, Ga.	D6a-'22
73	Sarell, Foster	T	6-6	322	8/28/98	3	Stanford	Tacoma, Wash.	FA-'21
16	Scott, JK	P	6-5	208	10/30/95	6	Alabama	Denver, Colo.	FA-'22
70	Slater, Rashawn	T	6-4	315	3/26/99	4	Northwestern	Sugar Land, Texas	D1-'21
84	Smartt, Stone	TE	6-4	226	10/4/98	3	Old Dominion	Sacramento, Calif.	FA-'22
2	Stick, Easton	QB	6-1	224	9/15/95	6	North Dakota State	Omaha, Neb.	D5-'19
29	Still, Tarheeb	CB	6-1	196	6/9/02	R	Maryland	Sicklerville, N.J.	D5a-'24
90	Tart, Teair	DL	6-2	315	2/28/97	5	Florida International	Philadelphia, Pa.	FA-'24
36	Taylor, Ja'Sir	DB	5-10	185	1/8/99	3	Wake Forest	Asbury Park, N.J.	D6b-'22
45	Tuipulotu, Tuli	OLB	6-3	266	9/3/02	2	Southern California	Hawthorne, Calif.	D2-'23
30	Vidal, Kimani	RB	5-8	215	8/28/01	R	Troy	Marietta, Ga.	D6-'24

RESERVE/INJURED

No.	Name	Pos.	Ht.	Wt.	DOB	Exp.	College	Hometown	How Acq.
41	Apple, Eli	CB	6-1	203	9/9/95	9	Ohio State	Philadelphia, Pa.	FA-'24
53	Collins, Chris	OLB	6-5	255	12/14/99	R	Minnesota	Richmond, Va.	FA-'24
27	Dobbins, J.K.	RB	5-10	215	12/17/98	5	Ohio State	La Grange, Texas	UFA (Bal)-'24
87	Fehoko, Simi	WR	6-4	218	11/5/97	4	Stanford	Salt Lake City, Utah	PS (Pit)-'23
32	Gilman, Alohi	S	5-10	201	9/17/97	5	Notre Dame	Laie, Hawaii	D6-'20
88	Hurst, Hayden	TE	6-4	245	8/24/93	7	South Carolina	Jacksonville, Fla.	FA-'24
74	McLellan, Tyler	T	6-8	355	7/21/99	R	Campbell	North Charleston, S.C.	FA-'24
82	Rice, Brenden	WR	6-3	210	3/18/02	R	Southern California	Chandler, Ariz.	D7a-'24
94	Rumph II, Chris	OLB	6-2	244	10/19/98	4	Duke	Gainesville, Fla.	D4-'21
26	Samuel Jr., Asante	CB	5-10	180	10/3/99	4	Florida State	Fort Lauderdale, Fla.	D2-'21
60	Williams, Bucky	C/G	6-3	300	3/20/00	R	Appalachian State	Ringgold, Ga.	FA-'24

PRACTICE SQUAD

No.	Name	Pos.	Ht.	Wt.	DOB	Exp.	College	Hometown	How Acq.
61	Barnhart, Karsen	G	6-5	316	3/2/01	R	Michigan	Paw Paw, Mich.	FA-'24
35	Bootle, Dicaprio	CB	5-10	180	9/17/97	2	Nebraska	Miami, Fla.	FA-'24
46	Castles, McCallan	TE	6-5	252	12/3/99	R	Tennessee	South Lake Tahoe, Calif.	FA-'24
41	Fitzpatrick, Dez	WR	6-2	208	12/17/97	2	Louisville	Farmington Hills, Mich.	FA-'24
91	Hinton, Christopher	DL	6-4	310	9/14/00	2	Michigan	Johns Creek, Ga.	FA-'22
51	Jean-Baptiste, Jeremiah	LB	6-2	230	5/31/01	R	Mississippi	Florida City, Fla.	FA-'24
38	Johnson, Emany	S	6-2	218	11/17/00	R	Nevada	Richmond, Calif.	FA-'24
39	Johnson, Jaylen	WR	6-2	194	5/26/00	R	East Carolina	Duluth, Ga.	FA-'24
49	Kelly, John	RB	5-10	205	10/4/96	2	Tennessee	Detroit, Mich.	FA-'24
57	Morris-Brash, Tre'Mon	OLB	6-2	245	9/29/00	R	Central Florida	Richmond, Va.	FA-'24
50	Murphy, Caleb	LB	6-3	254	12/15/99	1	Ferris State	Campbellsburg, Indiana	FA-'24
69	Okoye, CJ	DL	6-6	315	10/20/01	1	-	Abuja, Nigeria	FA (IPP)-'23
34	Patterson, Jaret	RB	5-8	195	12/23/99	2	Buffalo	Glendale, Md.	FA-'23
86	Shenault, Laviska	WR	6-1	224	10/5/98	5	Colorado	DeSoto, Texas	FA-'24
83	Tomlinson, Eric	TE	6-6	265	4/22/92	8	UTEP	Oklahoma City, Okla.	FA-'24
37	Wade, Shaun	CB	6-1	195	9/15/98	4	Ohio State	Jacksonville, Fla.	FA-'24
40	Williamson, Kendall	S	6-0	203	124	1	Stanford	Snellville, Ga.	FA-'24

2024 LOS ANGELES CHARGERS POSITION ROSTER

QUARTERBACKS (3)

No.	Name	Pos.	Ht.	Wt.	Age	Exp.	College	Hometown	How Acq.
2	Easton Stick	QB	6-1	224	29	6	North Dakota State	Omaha, Neb.	D5-'19
8	Taylor Heinicke	QB	6-1	210	31	7	Old Dominion	Atlanta, Ga.	T (Atl)-'24
10	Justin Herbert	QB	6-6	236	26	5	Oregon	Eugene, Ore.	D1a-'20

RUNNING BACKS (4)

No.	Name	Pos.	Ht.	Wt.	Age	Exp.	College	Hometown	How Acq.
4	Gus Edwards	RB	6-1	238	29	7	Rutgers	Staten Island, N.Y.	UFA (Bal)-'24
28	Hassan Haskins	RB	6-2	228	25	3	Michigan	St. Louis, Mo.	W (Ten)-'23
30	Kimani Vidal	RB	5-8	215	23	R	Troy	Marietta, Ga.	D6-'24
44	Scott Matlock	FB/DL	6-4	296	24	2	Boise State	Homedale, Idaho	D6-'23

WIDE RECEIVERS (6)

No.	Name	Pos.	Ht.	Wt.	Age	Exp.	College	Hometown	How Acq.
1	Quentin Johnston	WR	6-2	208	23	2	TCU	Temple, Texas	D1-'23
5	Joshua Palmer	WR	6-1	210	25	4	Tennessee	Brampton, Ontario, Canada	D3a-'21
9	DJ Chark Jr.	WR	6-3	200	28	7	Louisiana State	Alexandria, La.	FA-'24
12	Derius Davis	WR	5-8	165	24	2	TCU	St. Francisville, La.	D4-'23
15	Ladd McConkey	WR	6-0	185	23	R	Georgia	Chatsworth, Ga.	D2-'24
89	Jalen Reagor	WR	5-11	197	25	4	TCU	Waxahachie, Texas	FA-'24

TIGHT ENDS (3)

No.	Name	Pos.	Ht.	Wt.	Age	Exp.	College	Hometown	How Acq.
42	Tucker Fisk	TE	6-4	285	25	2	Stanford	Davis, Calif.	FA-'24
81	Will Dissly	TE	6-4	265	28	7	Washington	Bozeman, Mont.	FA-'24
84	Stone Smartt	TE	6-4	226	26	3	Old Dominion	Sacramento, Calif.	FA-'22

OFFENSIVE LINEMEN (10)

No.	Name	Pos.	Ht.	Wt.	Age	Exp.	College	Hometown	How Acq.
62	Sam Mustipher	C	6-3	306	29	5	Notre Dame	Owings Mills, Md.	FA-'24
64	Brenden Jaimoes	OL	6-5	300	25	4	Nebraska	Austin, Texas	D5-'21
68	Jamaree Salyer	OL	6-4	325	24	3	Georgia	Atlanta, Ga.	D6a-'22
70	Rashawn Slater	T	6-4	315	25	4	Northwestern	Sugar Land, Texas	D1-'21
71	Jordan McFadden	OL	6-2	303	25	2	Clemson	Spartanburg, S.C.	D5-'23
73	Foster Sarell	T	6-6	322	26	3	Stanford	Tacoma, Wash.	FA-'21
75	Bradley Bozeman	C	6-5	325	30	7	Alabama	Roanoke, Ala.	FA-'24
76	Joe Alt	T	6-8	322	21	R	Notre Dame	North Oaks, Minn.	D1-'24
77	Zion Johnson	G	6-3	316	25	3	Boston College	Bowie, Md.	D1-'22
79	Trey Pipkins III	G/T	6-6	307	28	6	Sioux Falls	Apple Valley, Minn.	D3-'19

DEFENSIVE LINEMEN (6)

No.	Name	Pos.	Ht.	Wt.	Age	Exp.	College	Hometown	How Acq.
44	Scott Matlock	FB/DL	6-4	296	24	2	Boise State	Homedale, Idaho	D6-'23
56	Morgan Fox	DL	6-3	275	30	8	Colorado State-Pueblo	Fountain, Colo.	FA-'22
90	Tearl Tart	DL	6-2	315	27	5	Florida International	Philadelphia, Pa.	FA-'24
92	Justin Eboigbe	DL	6-5	292	23	R	Alabama	Forest Park, Ga.	D4-'24
93	Otito Ogbornia	DL	6-4	320	24	3	UCLA	Houston, Texas	D5-'22
95	Poona Ford	DL	5-11	310	29	7	Texas	Hilton Head, S.C.	UFA (Buf)-'24

LINEBACKERS (6)

No.	Name	Pos.	Ht.	Wt.	Age	Exp.	College	Hometown	How Acq.
0	Daiyan Henley	LB	6-0	225	25	2	Washington State	Los Angeles, Calif.	D3-'23
6	Denzel Perryman	LB	5-11	240	32	10	Miami	Coral Gables, Fla.	UFA (Hou)-'24
25	Junior Colson	LB	6-3	247	22	R	Michigan	Franklin, Tenn.	D3-'24
31	Nick Niemann	LB	6-3	234	27	4	Iowa	Sycamore, Ill.	D6a-'21
43	Troy Dye	LB	6-3	225	28	5	Oregon	Norco, Calif.	UFA (Min)-'24
58	Shaquille Quarterman	LB	6-0	234	27	5	Miami	Orange Park, Fla.	FA-'24

OUTSIDE LINEBACKERS (4)

No.	Name	Pos.	Ht.	Wt.	Age	Exp.	College	Hometown	How Acq.
45	Tuli Tuipulotu	OLB	6-3	266	22	2	Southern California	Hawthorne, Calif.	D2-'23
48	Bud Dupree	OLB	6-4	269	31	10	Kentucky	Macon, Ga.	FA-'24
52	Khalil Mack	OLB	6-3	269	33	11	Buffalo	Fort Pierce, Fla.	T (Chi)-'22
97	Joey Bosa	OLB	6-5	280	29	9	Ohio State	Fort Lauderdale, Fla.	D1-'16

DEFENSIVE BACKS (9)

No.	Name	Pos.	Ht.	Wt.	Age	Exp.	College	Hometown	How Acq.
3	Derwin James Jr.	S	6-2	215	28	7	Florida State	Haines City, Fla.	D1-'18
7	Kristian Fulton	CB	5-11	197	26	5	Louisiana State	New Orleans, La.	UFA (Ten)-'24
20	Cam Hart	CB	6-2	207	24	R	Notre Dame	Baltimore, Md.	D5b-'24
22	Elijah Molden	DB	5-10	192	25	4	Washington	West Linn, Ore.	T (Ten)-'24
23	Tony Jefferson	S	5-11	212	32	10	Oklahoma	Chula Vista, Calif.	FA-'24
24	Marcus Maye	S	6-0	207	31	8	Florida	Melbourne, Fla.	W (Mia)-'24
29	Tarheeb Still	CB	6-1	196	22	R	Maryland	Sicklerville, N.J.	D5a-'24
33	Deane Leonard	DB	6-0	195	25	3	Mississippi	Calgary, Alberta, Canada	D7a-'22
36	Ja'Sir Taylor	DB	5-10	185	25	3	Wake Forest	Asbury Park, N.J.	D6b-'22

SPECIALISTS (3)

No.	Name	Pos.	Ht.	Wt.	Age	Exp.	College	Hometown	How Acq.
11	Cameron Dicker	K	6-1	216	24	3	Texas	Austin, Texas	FA-'22
16	JK Scott	P	6-5	208	29	6	Alabama	Denver, Colo.	FA-'22
47	Josh Harris	LS	6-1	224	35	13	Auburn	Carrollton, Ga.	UFA (Atl)-'22

*FB/DL Scott Matlock is listed both as a running back and defensive lineman

HOW THE 2024 CHARGERS WERE BUILT

YEAR	NFL DRAFT	FREE AGENCY	TRADE/WAIVERS
2016	OLB Joey Bosa (1)		
2017			
2018	S Derwin James Jr. (1)		
2019	T Trey Pipkins III (3) QB Easton Stick (5)		
2020	QB Justin Herbert (1a)		
2021	OL Brenden Jaimes (5) LB Nick Niemann (6a) WR Joshua Palmer (3a) T Rashawn Slater (1)	T Foster Sarell	
2022	G Zion Johnson (1) DB Deane Leonard (7a) DL Otito Ogbornia (5) OL Jamaree Salyer (6a) DB Ja'Sir Taylor (6b)	K Cameron Dicker DL Morgan Fox LS Josh Harris (UFA-Atl) P JK Scott TE Stone Smartt (UDFA)	OLB Khalil Mack (T-Chi)
2023	WR Derius Davis (4) LB Daiyan Henley (3) WR Quentin Johnston (1) FB/DL Scott Matlock (6) OL Jordan McFadden (5) OLB Tuli Tuipulotu (2)		
2024	T Joe Alt (1) LB Junior Colson (3) DL Justin Eboigbe (4) CB Cam Hart (5b) WR Ladd McConkey (2) CB Tarheeb Still (5a) Kimani Vidal (6)	C Bradley Bozeman WR DJ Chark Jr. TE Will Dissly OLB Bud Dupree LB Troy Dye (UFA-Min) RB Gus Edwards (UFA-Bal) TE Tucker Fisk DL Poona Ford (UFA-Buf) CB Kristian Fulton (UFA-Ten) S Tony Jefferson C Sam Mustipher LB Denzel Perryman (UFA-Hou) LB Shaquille Quarterman WR Jalen Reagor DL Teair Tart	RB Hassan Haskins (W-Ten) QB Taylor Heinicke (T-Atl) S Marcus Maye (W-Mia) DB Elijah Molden (T-Ten)

2024 LOS ANGELES CHARGERS COACHES

Head Coach	Jim Harbaugh	Defensive Assistant	Mike Hiestand
Special Teams Coordinator	Ryan Ficken	Wide Receivers	Sanjay Lal
Defensive Coordinator	Jesse Minter	Running Backs	Kiel McDonald
Offensive Coordinator	Greg Roman	Senior Defensive Analyst	Rick Minter
Run Game Coordinator/Tight Ends	Andy Bischoff	Defensive Quality Control	Robert Muschamp
Linebackers	NaVorro Bowman	Safeties	Chris O'Leary
Passing Game Coordinator	Marcus Brady	Defensive Assistant	Dylan Roney
Offensive Quality Control/Wide Receivers	Jeff Carpenter	Offensive Assistant	Phil Serchia
Defensive Backs	Steve Clinkscale	Senior Offensive Assistant	Marc Trestman
Quarterbacks	Shane Day	Assistant Defensive Line	Will Tukuafu
Offensive Line	Mike Devlin	Executive Director of Player Performance	Ben Herbert
Defensive Line	Mike Elston	Head Strength & Conditioning	Jonathan Brooks
Offensive Assistant/Quarterbacks	Jonathan Goodwin	Head Strength & Conditioning	Devin Woodhouse
Assistant Special Teams	Chris Gould	Director of Performance Analytics	Ben Rabe
Assistant Offensive Line	Nick Hardwick	Performance Analyst	Lincoln DeWolf

2024 LOS ANGELES CHARGERS DEPTH CHART

Depth Chart is unofficial and compiled by Chargers Communications

OFFENSE

WR	<u>15</u> Ladd McConkey	—OR—	5	Joshua Palmer	12	Derius Davis
LT	70 Rashawn Slater		73	Foster Sarell		
LG	77 Zion Johnson		71	Jordan McFadden		
C	75 Bradley Bozeman		62	Sam Mustipher	64	Brenden Jaimes
RG	79 Trey Pipkins III		68	Jamaree Salyer		
RT	<u>76</u> Joe Alt		73	Foster Sarell		
TE	81 Will Dissly		84	Stone Smartt	42	Tucker Fisk
WR	1 Quentin Johnston		9	DJ Chark Jr.	89	Jalen Reagor
QB	10 Justin Herbert		8	Taylor Heinicke	—OR—	2 Easton Stick
FB	44 Scott Matlock					
RB	4 Gus Edwards		28	Hassan Haskins	<u>30</u>	Kimani Vidal

DEFENSE

EDGE	52 Khalil Mack		48	Bud Dupree		
DL	56 Morgan Fox		44	Scott Matlock		
DL	95 Poona Ford		90	Teair Tart		
DL	93 Otito Ogbonnia		<u>92</u>	Justin Eboigbe		
EDGE	97 Joey Bosa		45	Tuli Tuipulotu	<u>25</u>	Junior Colson
LB	6 Denzel Perryman		43	Troy Dye	58	Shaquille Quarterman
LB	0 Daiyan Henley		31	Nick Niemann		
CB	7 Kristian Fulton		36	Ja'Sir Taylor	33	Deane Leonard
S	3 Derwin James Jr.		23	Tony Jefferson		
S	22 Elijah Molden		24	Marcus Maye		
CB	<u>20</u> Cam Hart	—OR—	<u>29</u>	Tarheeb Still		

SPECIALISTS

K	11 Cameron Dicker			
P	16 JK Scott			
KO	11 Cameron Dicker			
H	16 JK Scott			
LS	47 Josh Harris			
KR	12 Derius Davis		<u>15</u>	Ladd McConkey
PR	12 Derius Davis		<u>15</u>	Ladd McConkey

NOTE: Rookies are underlined

2024 LOS ANGELES CHARGERS PRONUNCIATION GUIDE

Justin EBOIGBE ee-BOYG-bee	Sam MUSTIPHER MUST-iff-err	JA'SIR Taylor JAH-sear
SIMI FEHOKO SIM-ee fuh-HO-ko	Nick NIEMANN KNEE-min	TULI TUIPULOTU
ALOHI Gilman uh-LOW-hee	OTITO OGBONNIA oh-TEET-oh oh-BONE-yuh TOO-lee TOO-ee-poo-LOW-too
DAIYAN Henley DAY-on	Jamaree SALYER SAL-yur	Kimani VIDAL VIE-dell
Brenden JAIMES HIGH-miss	Foster SARELL SUH-rell	
ZION Johnson ZEYE-uhn	RASHAWN Slater ruh-SHAWN	
TRE'MON Morris-Brash TRAY-mon	TEAIR Tart TEE-air	

2024 TRANSACTIONS BY DATE

Jan. 9	Signed OLB Brevin Allen, DL Jerrod Clark, RB Elijah Dotson, QB Max Duggan, WR Simi Fehoko, CB Matt Hankins, C Brent Laing, DL CJ Okoye and CB Chris Wilcox to Reserve/Future contracts.	Aug. 22	Signed TE Isaac Rex. Waived DL Micheal Mason.	Sept. 23	Reverted LB Shaquille Quarterman to practice squad.
Jan. 10	Signed RB Jaret Patterson to Reserve/Future contract.	Aug. 27	Placed LB Nick Niemann on Reserve/Injured; Designated for Return. Placed OLB Chris Collins, T Tyler McLellan, OLB Chris Rumph II and C/G Bucky Williams on Reserve/Injured. Released TE Donald Parham Jr., and LB Shaq Quarterman.	Sept. 24	Signed LB Blake Lynch and WR Jalen Reagor to practice squad. Released TE Luke Benson and CB Nehemiah Shelton from practice squad.
Jan. 11	Signed DL Christopher Hinton to Reserve/Future contract.			Sept. 25	Placed S Derwin James Jr., on Reserve/Suspended by Commissioner-Less than One Year.
March 5	Extended exclusive rights tenders to K Cameron Dicker and T Foster Sarell. Released LB Eric Kendricks.			Sept. 26	Signed S Tony Jefferson to active roster. Signed G/T Braeden Daniels to practice squad.
March 8	Re-signed T Foster Sarell.			Sept. 28	Activated Blake Lynch (standard elevation) and C Sam Mustipher (standard elevation) from practice squad.
March 12	Waived T Andrew Trainer and CB Amechi Uzodinma.			Sept. 30	Activated S Derwin James Jr., from Reserve/Suspended by Commissioner-Less than One Year and placed on Exempt/Commissioner Permission. Released S Tony Jefferson. Reverted LB Blake Lynch and C Sam Mustipher to practice squad. Released G/T Braeden Daniels from practice squad.
March 13	Re-signed S Alohi Gilman. Signed TE Will Dissly. Released WR Mike Williams.			Oct. 1	Activated S Derwin James Jr., from Exempt/Commissioner Permission. Signed S Tony Jefferson to practice squad.
March 15	Traded WR Keenan Allen to Chicago for 2024 fourth-round selection.			Oct. 9	Signed CB Nehemiah Shelton to practice squad. Released LB Shaquille Quarterman from practice squad.
March 16	Re-signed QB Easton Stick. Signed RB Gus Edwards, DL Poona Ford and TE Hayden Hurst.	Aug. 28	Claimed RB Hassan Haskins off waivers. Waived S JT Woods. Signed G Karsen Barnhart, TE Luke Benson, OLB Andrew Farmer II, TE Tucker Fisk, CB Matt Hankins, DL Christopher Hinton, LB Jeremiah Jean-Baptiste, WR Cornelius Johnson, WR Jaylen Johnson, CB Robert Kennedy, C Brent Laing, T Alex Leatherwood, LB Shane Lee, OLB Tre'Mon Morris-Brash, DL CJ Okoye, G Willis Patrick, QB Luis Perez, S Jalyn Phillips, TE Isaac Rex, OLB Ty Shelby, RB Isaiah Spiller, CB Zamari Walton and WR Isaiah Wooden.	Oct. 12	Activated LB Nick Niemann from Reserve/Injured; Designated for Return. Signed S Tony Jefferson to active roster. Placed RB Gus Edwards and CB Asante Samuel Jr., on Reserve/Injured. Activated CB Dicaprio Bootle (standard elevation) from practice squad.
March 18	Signed C Bradley Bozeman and LB Troy Dye.	Aug. 29	Traded 2026 seventh-round selection to Tennessee for DB Elijah Molden. Traded conditional 2025 seventh-round selection (from Minnesota) to Atlanta for QB Taylor Heinicke. Released S Tony Jefferson. Waived RB Jaret Patterson. Signed TE Eric Tomlinson to practice squad. Released CB Robert Kennedy from practice squad.	Oct. 14	Reverted CB Dicaprio Bottle to practice squad.
March 19	Signed LB Denzel Perryman.			Oct. 15	Signed CB Eli Apple and TE McCallan Castles to practice squad. Released LB Blake Lynch from practice squad.
March 28	Signed CB Kristian Fulton.	Aug. 30	Signed K Cameron Dicker to contract extension. Signed S Tony Jefferson to practice squad.	Oct. 16	Designated WR DJ Chark Jr., for return from Reserve/Injured.
April 2	Signed FB/TE Ben Mason. Re-signed K Cameron Dicker.			Oct. 19	Released S Tony Jefferson. Released CB Nehemiah Shelton from practice squad.
April 18	Signed RB J.K. Dobbins.	Sept. 2	Signed RB Jaret Patterson to practice squad. Released RB Isaiah Spiller from practice squad.	Oct. 21	Signed CB Dicaprio Bootle and CB Shaun Wade to active roster. Placed DB Deane Leonard on Reserve/Injured. Signed S Tony Jefferson to practice squad. Activated C Sam Mustipher (standard elevation) and WR Jalen Reagor (standard elevation) from practice squad.
May 6	Signed WR DJ Chark.	Sept. 3	Signed WR Dez Fitzpatrick and CB Shaun Wade to practice squad. Released OLB Andrew Farmer II and WR Cornelius Johnson from practice squad.	Oct. 22	Waived CB Shaun Wade. Reverted C Sam Mustipher and WR Jalen Reagor to practice squad.
May 10	Signed G Karsen Barnhart, QB Casey Bauman, TE Luke Benson, LB Junior Colson, S Akeem Dent, WR Jaelen Gill, S Thomas Harper, CB Cam Hart, TE Zach Heins, OLB Savion Jackson, LB Jeremiah Jean-Baptiste, WR Cornelius Johnson, WR Jaylen Johnson, WR Leon Johnson, CB Robert Kennedy, LB Shane Lee, DL Micheal Mason, T Tyler McLellan, OLB Tre'Mon Morris-Brash, G Willis Patrick, S Jalyn Phillips, WR Brenden Rice, T Tyler Smith, CB Tarheeb Still, RB Kimani Vidal, CB Zamari Walton and C/G Bucky Williams.	Sept. 7	Signed TE Eric Tomlinson to active roster. Placed WR DJ Chark Jr., on Reserve/Injured. Activated LB Shaquille Quarterman (standard elevation) from practice squad. Released CB Matt Hankins from practice squad with injury settlement.	Oct. 24	Signed CB Shaun Wade to practice squad.
May 13	Signed OLB Bud Dupree.	Sept. 9	Reverted LB Shaquille Quarterman to practice squad. Signed CB Nehemiah Shelton to practice squad.	Oct. 26	Activated WR Jaylen Johnson (standard elevation) and WR Jalen Reagor (standard elevation) from practice squad.
May 14	Signed OLB Chris Collins. Waived OLB Brevin Allen.	Sept. 11	Signed CB Dicaprio Bootle to practice squad.	Oct. 28	Reverted WR Jaylen Johnson and WR Jalen Reagor to practice squad.
May 16	Signed DL Justin Eboigbe.	Sept. 14	Activated S Tony Jefferson (standard elevation) and LB Shaquille Quarterman (standard elevation) from practice squad.	Oct. 30	Signed C Sam Mustipher to active roster. Signed LB Caleb Murphy and S Kendall Williamson to practice squad.
May 23	Waived T Tyler Smith.	Sept. 16	Reverted S Tony Jefferson and LB Shaquille Quarterman to practice squad.	Nov. 2	Activated WR DJ Chark Jr., from Reserve/Injured; Designated for Return. Placed WR Brenden Rice on Reserve/Injured. Activated CB Eli Apple (standard elevation) and WR Jalen Regor (standard elevation) from practice squad.
May 29	Signed T Alex Leatherwood.	Sept. 21	Activated LB Shaquille Quarterman (standard elevation) from practice squad.		
June 5	Released C Corey Linsley.				
June 14	Signed S Tony Jefferson and WR Praise Olatoke.				
June 20	Signed WR Ladd McConkey.				
July 17	Declared Non-Football Illness for LB Junior Colson.				
July 30	Remove LB Junior Colson from Active/Non-Football Illness.				
Aug. 6	Waived OLB Savion Jackson.				
Aug. 7	Signed QB Luis Perez.				
Aug. 12	Signed WR Isaiah Wooden. Waived QB Casey Bauman and WR Praise Olatoke.				
Aug. 13	Signed OLB Savion Jackson and LB Shaq Quarterman. Waived CB Chris Wilcox. Waived/Injured FB/TE Ben Mason.				
Aug. 14	Signed TE Tucker Fisk.				
Aug. 16	Signed DL Teair Tart. Waived S Jalyn Phillips.				
Aug. 19	Signed LB Frank Ginda and S Jalyn Phillips. Waived QB Max Duggan and WR Leon Johnson.				

2024 TRANSACTIONS BY DATE

Nov. 4	Reverted CB Eli Apple and WR Jalen Reagor to practice squad.	Nov. 19	Signed CB Dicaprio Bootle to practice squad.	Dec. 5	Signed WR Laviska Shenault to practice squad. Released WR Dez Fitzpatrick from practice squad.
Nov. 5	Released TE Eric Tomlinson.	Nov. 20	Signed S Emany Johnson to practice squad. Released TE McCallan Castles from practice squad.	Dec. 7	Activated LB Junior Colson from Reserve/Injured; Designated for Return. Activated RB Jaret Patterson (standard elevation) and S Kendall Williamson (standard elevation) from practice squad.
Nov. 6	Signed WR Jalen Reagor to active roster. Designated RB Gus Edwards for return from Reserve/Injured. Placed LB Junior Colson and WR Simi Fehoko on Reserve/Injured. Signed LB Shaquille Quarterman and TE Eric Tomlinson to practice squad. Released TE McCallan Castles from practice squad.	Nov. 25	Activated DB Deane Leonard from Reserve/Injured; Designated for Return. Placed TE Hayden Hurst on Reserve/Injured. Signed CB Eli Apple to active roster. Waived S AJ Finley. Activated S Tony Jefferson (standard elevation) and OLB Caleb Murphy (standard elevation) from practice squad.	Dec. 10	Signed WR Dez Fitzpatrick to practice squad. Released T Alex Leatherwood from practice squad.
Nov. 9	Activated RB Gus Edwards from Reserve/Injured; Designated for Return. Signed TE Tucker Fisk to active roster. Activated CB Eli Apple (standard elevation) and OLB Caleb Murphy (standard elevation) from practice squad. Signed TE McCallan Castles to practice squad.	Nov. 26	Reverted S Tony Jefferson and OLB Caleb Murphy to practice squad. Signed TE McCallan Castles to practice squad.		
Nov. 11	Reverted CB Eli Apple and OLB Caleb Murphy to practice squad.	Nov. 27	Claimed S Marcus Maye off waivers. Placed CB Eli Apple on Reserve/Injured.		
Nov. 15	Reverted CB Eli Apple and OLB Caleb Murphy to practice squad.	Nov. 30	Placed RB J.K. Dobbins and S Alohi Gilman on Reserve/Injured. Signed S Tony Jefferson to active roster. Activated CB Dicaprio Bootle (standard elevation) and LB Jeremiah Jean-Baptiste (standard elevation) from practice squad.		
Nov. 16	Signed LB Shaquille Quarterman to active roster. Waived CB Dicaprio Bootle. Activated CB Eli Apple (standard elevation) and OLB Caleb Murphy (standard elevation) from practice squad.	Dec. 2	Reverted CB Dicaprio Bootle and LB Jeremiah Jean-Baptiste to practice squad.		
Nov. 18	Reverted CB Eli Apple and OLB Caleb Murphy to practice squad.	Dec. 3	Signed RB John Kelly to practice squad.		
		Dec. 4	Designated LB Junior Colson for return from Reserve/Injured.		

2024 TRANSACTIONS BY PLAYER

Allen, Brevin — OLB

Jan. 9 Signed to Reserve/Future contract
May 14 Waived

Allen, Keenan — WR

March 15 Traded to Chicago

Alt, Joe — T

June 11 Signed

Apple, Eli — CB

Oct. 15 Signed to practice squad
Nov. 2 Activated from practice squad (standard elevation)
Nov. 4 Reverted to practice squad
Nov. 9 Activated from practice squad (standard elevation)
Nov. 11 Reverted to practice squad
Nov. 16 Activated from practice squad (standard elevation)
Nov. 18 Reverted to practice squad
Nov. 25 Signed to active roster
Nov. 27 Placed on Reserve/Injured

Barnhart, Karsen — G

May 10 Signed
Aug. 27 Waived
Aug. 28 Signed to practice squad

Bauman, Casey — QB

May 10 Signed
Aug. 12 Waived

Benson, Luke — TE

May 10 Signed
Aug. 27 Waived
Aug. 28 Signed to practice squad
Sept. 24 Released from practice squad

Bootle, Dicaprio — CB

Sept. 11 Signed to practice squad
Oct. 12 Activated from practice squad (standard elevation)
Oct. 14 Reverted to practice squad
Oct. 21 Signed to active roster
Nov. 16 Waived
Nov. 19 Signed to practice squad
Nov. 27 Activated from practice squad (standard elevation)
Dec. 2 Reverted to practice squad

Bozeman, Bradley — C

March 18 Signed

Castles, McCallan — TE

Oct. 15 Signed to practice squad
Nov. 6 Released from practice squad
Nov. 9 Signed to practice squad
Nov. 20 Released from practice squad
Nov. 26 Signed to practice squad

Chark Jr., DJ — WR

May 16 Signed
Sept. 7 Placed on Reserve/Injured
Oct. 16 Designated for return from Reserve/Injured
Nov. 2 Activated from Reserve/Injured; Designated for Return

Clark, Jerrod — DL

Jan. 9 Signed to Reserve/Future contract
Aug. 27 Waived

Collins, Chris — OLB

May 14 Signed
Aug. 27 Placed on Reserve/Injured

Colson, Junior — LB

May 10 Signed
July 17 Declared Non-Football Illness
July 30 Passed Physical
Nov. 6 Placed on Reserve/Injured
Dec. 4 Designated for return from Reserve/Injured
Dec. 7 Activated from Reserve/Injured; Designated for Return

Daniels, Braeden — G/T

Sept. 26 Signed to practice squad
Sept. 30 Released from practice squad

Dent, Akeem — S

May 10 Signed
Aug. 27 Waived

Dicker, Cameron — K

March 5 Extended exclusive rights tender
April 2 Re-signed
Aug. 30 Signed contract extension

Dobbins, J.K. — RB

April 18 Signed
Nov. 30 Placed on Reserve/Injured

Dotson, Elijah — RB

Jan. 9 Signed to Reserve/Future contract
Aug. 27 Waived

Duggan, Max — QB

Jan. 9 Signed to Reserve/Future contract
Aug. 19 Waived

Dupree, Bud — OLB

May 13 Signed

Dye, Troy — LB

March 18 Signed

Eboigbe, Justin — DL

May 16 Signed

Edwards, Gus — RB

March 16 Signed
Oct. 12 Placed on Reserve/Injured
Nov. 6 Designated for return from Reserve/Injured
Nov. 9 Activated from Reserve/Injured; Designated for Return

Farmer II, Andrew — OLB

Aug. 27 Waived
Aug. 28 Signed to practice squad
Sept. 3 Released from practice squad

Fehoko, Simi — WR

Jan. 9 Signed to Reserve/Future contract
Nov. 6 Placed on Reserve/Injured

Finley, AJ — S

Nov. 25 Waived

Fisk, Tucker — TE

Aug. 14 Signed
Aug. 27 Waived
Aug. 28 Signed to practice squad
Nov. 9 Signed to active roster

Fitzpatrick, Dez — WR

Sept. 3 Signed to practice squad
Dec. 5 Released from practice squad
Dec. 10 Signed to practice squad

Ford, Poona — DL

March 16 Signed

Fulton, Kristian — CB

April 2 Signed

Gill, Jaelen — WR

May 10 Signed
Aug. 27 Waived

Gilman, Alohi — S

March 13 Re-signed
Nov. 30 Placed on Reserve/Injured

Ginda, Frank — LB

Aug. 19 Signed
Aug. 27 Waived

Hanks, Matt — CB

Jan. 9 Signed to Reserve/Future contract
Aug. 27 Waived
Aug. 28 Signed to practice squad
Sept. 7 Released from practice squad with injury settlement

Harper, Thomas — S

May 10 Signed
Aug. 27 Waived

Hart, Cam — CB

May 10 Signed

Haskins, Hassan — RB

Aug. 28 Claimed off Waivers

Heinicke, Taylor — QB

Aug. 29 Traded for from Atlanta

Heins, Zach — TE

May 10 Signed
Aug. 27 Waived

Hinton, Christopher — DL

Jan. 11 Signed to Reserve/Future contract
Aug. 27 Waived
Aug. 28 Signed to practice squad

Hurst, Hayden — TE

March 16 Signed
Nov. 25 Placed on Reserve/Injured

Jackson, Savion — OLB

May 10 Signed
Aug. 6 Waived
Aug. 13 Signed
Aug. 27 Waived

James Jr., Derwin — S

Sept. 25 Placed on Reserve/Suspended By Commissioner-Less than One Year
Sept. 30 Suspension lifted and granted exempt status
Oct. 1 Activated from exempt status

Jean-Baptiste, Jeremiah — LB

May 10 Signed
Aug. 27 Waived
Aug. 28 Signed to practice squad
Nov. 27 Activated from practice squad (standard elevation)
Dec. 2 Reverted to practice squad

Jefferson, Tony — S

June 14 Signed
Aug. 29 Released
Aug. 30 Signed to practice squad
Sept. 14 Activated from practice squad (standard elevation)
Sept. 16 Reverted to practice squad
Sept. 26 Signed to active roster
Sept. 30 Released
Oct. 1 Signed to practice squad
Oct. 12 Signed to active roster
Oct. 19 Released
Oct. 21 Signed to practice squad
Nov. 25 Activated from practice squad (standard elevation)
Nov. 26 Reverted to practice squad
Nov. 30 Signed to active roster

Johnson, Cornelius — WR

May 10 Signed
Aug. 27 Waived
Aug. 28 Signed to practice squad
Sept. 3 Released from practice squad

Johnson, Emany — S

Nov. 20 Signed to practice squad

Johnson, Jaylen — WR

May 10 Signed
Aug. 27 Waived
Aug. 28 Signed to practice squad
Oct. 26 Activated from practice squad (standard elevation)
Oct. 28 Reverted to practice squad

Johnson, Leon — WR

May 10 Signed
Aug. 19 Waived

Kelly, John — RB

Dec. 3 Signed to practice squad

Kendricks, Eric — LB

March 5 Released

Kennedy, Robert — CB

May 10 Signed
Aug. 27 Waived
Aug. 28 Signed to practice squad
Aug. 29 Released from practice squad

Laing, Brent — C

Jan. 9 Signed to Reserve/Future contract
Aug. 27 Waived

2024 TRANSACTIONS BY PLAYER

Leatherwood, Alex — T

May 29 Signed
 Aug. 27 Waived
 Aug. 28 Signed to practice squad
 Dec. 10 Released from practice squad

Lee, Shane — LB

May 10 Signed
 Aug. 27 Waived

Leonard, Deane — DB

Oct. 21 Placed on Reserve/Injured
 Nov. 15 Designated for return from Reserve/
 Injured
 Nov. 25 Activated from Reserve/Injured;
 Designated for Return

Linsley, Corey — C

June 5 Released

Lynch, Blake — LB

Sept. 24 Signed to practice squad
 Sept. 28 Activated from practice squad
 (standard elevation)
 Sept. 30 Reverted to practice squad
 Oct. 15 Released from practice squad

Mason, Ben — FB/TE

April 2 Signed
 Aug. 13 Waived/Injured

Mason, Micheal — DL

May 10 Signed
 Aug. 22 Waived

Maye, Marcus — S

Nov. 27 Claimed off Waivers

McConkey, Ladd — WR

June 20 Signed

McLellan, Tyler — T

May 10 Signed
 Aug. 27 Placed on Reserve/Injured

Molden, Elijah — DB

Aug. 29 Traded for from Tennessee

Morris-Brash, Tre'Mon — OLB

May 10 Signed
 Aug. 27 Waived
 Aug. 28 Signed to practice squad

Murphy, Caleb — OLB

Oct. 30 Signed to practice squad
 Nov. 9 Activated from practice squad
 (standard elevation)
 Nov. 11 Reverted to practice squad
 Nov. 16 Activated from practice squad
 (standard elevation)
 Nov. 18 Reverted to practice squad
 Nov. 25 Activated from practice squad
 (standard elevation)
 Nov. 26 Reverted to practice squad

Mustipher, Sam — C

Aug. 28 Signed to practice squad
 Sept. 28 Activated from practice squad
 (standard elevation)
 Sept. 30 Reverted to practice squad
 Oct. 21 Activated from practice squad
 (standard elevation)
 Oct. 22 Reverted to practice squad
 Oct. 30 Signed to active roster

Niemann, Nick — LB

Aug. 27 Placed on Reserve/Injured and
 Designated for return from Reserve/
 Injured
 Oct. 12 Activated from Reserve/Injured;
 Designated for Return

Okoye, CJ — DL

Jan. 9 Signed to Reserve/Future contract
 Aug. 27 Waived
 Aug. 28 Signed to practice squad

Olatoke, Praise — WR

June 14 Signed
 Aug. 12 Waived

Parham Jr., Donald — TE

Aug. 27 Released

Patrick, Willis — G

May 10 Signed
 Aug. 27 Waived

Patterson, Jaret — RB

Jan. 10 Signed to Reserve/Future contract
 Aug. 29 Waived
 Sept. 2 Signed to practice squad
 Dec. 7 Activated from practice squad
 (standard elevation)

Perez, Luis — QB

Aug. 7 Signed
 Aug. 27 Waived

Perryman, Denzel — LB

March 19 Signed

Phillips, Jalyn — S

May 10 Signed
 Aug. 16 Waived
 Aug. 19 Signed
 Aug. 27 Waived

Quarterman, Shaquille — LB

Aug. 13 Signed
 Aug. 27 Waived
 Aug. 28 Signed to practice squad
 Sept. 7 Activated from practice squad
 (standard elevation)
 Sept. 9 Reverted to practice squad
 Sept. 14 Activated from practice squad
 (standard elevation)
 Sept. 16 Reverted to practice squad
 Sept. 21 Activated from practice squad
 (standard elevation)
 Sept. 23 Reverted to practice squad
 Oct. 9 Released from practice squad
 Nov. 6 Signed to practice squad
 Nov. 16 Signed to active roster

Reagor, Jalen — WR

Sept. 24 Signed to practice squad
 Oct. 21 Activated from practice squad
 (standard elevation)
 Oct. 22 Reverted to practice squad
 Oct. 26 Activated from practice squad
 (standard elevation)
 Oct. 28 Reverted to practice squad
 Nov. 2 Activated from practice squad
 (standard elevation)
 Nov. 4 Reverted to practice squad
 Nov. 6 Signed to active roster

Rex, Isaac — TE

Aug. 22 Signed
 Aug. 27 Waived

Rice, Brenden — WR

May 10 Signed
 Nov. 2 Placed on Reserve/Injured

Rumph II, Chris — OLB

Aug. 27 Placed on Reserve/Injured

Samuel Jr., Asante — CB

Oct. 12 Placed on Reserve/Injured

Sarell, Foster — T

March 5 Extended exclusive rights tender
 March 8 Re-signed

Shelby, Ty — OLB

Aug. 27 Waived

Shelton, Nehemiah — CB

Sept. 9 Signed to practice squad
 Sept. 24 Released from practice squad
 Oct. 9 Signed to practice squad
 Oct. 19 Released from practice squad

Shenault, Laviska — WR

Dec. 5 Signed to practice squad

Smith, Tyler — T

May 10 Signed
 May 23 Waived

Spiller, Isaiah — RB

Aug. 27 Waived
 Aug. 28 Signed to practice squad
 Sept. 2 Released from practice squad

Stick, Easton — QB

March 16 Signed

Still, Tarheeb — CB

May 10 Signed

Tart, Teair — DL

Aug. 16 Signed

Tomlinson, Eric — TE

Aug. 29 Signed to practice squad
 Sept. 7 Signed to active roster
 Nov. 5 Released
 Nov. 6 Signed to practice squad

Trainer, Andrew — T

March 12 Waived

Uzodinma, Amechi — CB

March 12 Waived

Vidal, Kimani — RB

May 10 Signed

Wade, Shaun — CB

Sept. 3 Signed to practice squad
 Oct. 21 Signed to active roster
 Oct. 22 Waived
 Oct. 24 Signed to practice squad

Walton, Zamari — CB

May 10 Signed
 Aug. 27 Waived

Wilcox, Chris — CB

Jan. 9 Signed to Reserve/Future contract
 Aug. 13 Waived

Williams, Bucky — C/G

May 10 Signed
 Aug. 27 Placed on Reserve/Injured

Williams, Mike — WR

March 13 Released

Williamson, Kendall — S

Oct. 30 Signed to practice squad
 Dec. 7 Activated from practice squad
 (standard elevation)

Wooden, Isaiah — WR

Aug. 12 Signed
 Aug. 27 Waived

Woods, JT — S


Aug. 28 Waived

MEDIA INFORMATION



SoFi Stadium

SEATING MAP



CHARGERS.COM

GAME-DAY MEDIA PARKING: Media attending Chargers home games have been assigned reserved areas to park at SoFi Stadium. All parking will be distributed electronically. As a reminder, parking is limited and is being provided as a courtesy.

MEDIA ENTRANCE: All credentialed media must enter through southeast media gate between entries 10 & 11 near Media Will Call and are subject to search procedures. Please be prepared to open all cases and bags for inspection by SoFi Stadium security personnel. All items will be inspected and tagged for security purposes. Please make sure bags are identifiable and limit carry-in items to only what is necessary. Please remove any security tags from prior games.

PRESS WILL CALL
Press Will Call is located at the southeast media gate between entries 10 & 11.

PRESS BOX
Media can access the press box by entering SoFi Stadium through the southeast media gate. Once on the concourse, turn left and walk along the concourse around the South end zone until reaching elevators in the southwest corner of the stadium. Take the elevators up to level 7 to access the press box.

CHARGERS MEDIA SITE
[Chargers.com/media](https://chargers.com/media) is available to assist media with coverage leading up to each game of the 2024 season. The media site contains digital copies of all press materials. Credential requests on the site must be submitted by the sports director, sports editor or photo editor to be considered.

CHARGERS GAME RELEASE
Stats and notes in Los Angeles Chargers Game Releases are found utilizing a variety of sources, including STATS LLC, Sportradar, Stathead and the Elias Sports Bureau.

LOS ANGELES CHARGERS COMMUNICATIONS CONTACTS

NAME	TITLE	EMAIL
Josh Rupprecht	Senior Vice President, Communications & Brand Messaging	Josh.Rupprecht@Chargers.NFL.com
Jennifer Rojas	Vice President, Marketing Communications & Alumni Affairs	Jennifer.Rojas@Chargers.NFL.com
Lauren Georgeson	Senior Manager, Corporate Marketing & Communications	Lauren.Georgeson@Chargers.NFL.com
Brock Anderson	Senior Manager, Football Communications	Brock.Anderson@Chargers.NFL.com
Leonie Strehl	Senior Coordinator, Marketing Communications & Alumni Affairs	Leonie.Strehl@Chargers.NFL.com
Ricky Martinez	Coordinator, Football Communications	Ricky.Martinez@Chargers.NFL.com

***SUPPLEMENTAL
STATS***

ALL-TIME SERIES HISTORY

Franchise	REGULAR SEASON						POSTSEASON					PRESEASON		
	W	L	T	Pct.	PF	PA	W	L	Pct.	PF	PA	W	L	T
Arizona Cardinals ¹	11	5	0	.688	407	318	0	0	—			14	11	0
Atlanta Falcons	5	8	0	.385	187	260	0	0	—			4	2	0
Baltimore Ravens	5	10	0	.333	275	337	1	0	1.000	23	17	0	0	0
Buffalo Bills	24	12	2	.667	938	660	1	2	.333	27	57	0	1	0
Carolina Panthers	2	6	0	.250	135	171	0	0	—			0	0	0
Chicago Bears	7	7	0	.500	279	233	0	0	—			4	3	0
Cincinnati Bengals	23	14	0	.622	905	805	1	1	.500	34	37	0	0	0
Cleveland Browns ²	20	9	1	.683	727	582	0	0	—			1	0	1
Dallas Cowboys	5	8	0	.385	295	296	0	0	—			9	8	0
Denver Broncos	56	72	1	.438	2,755	2,737	0	1	.000	17	24	5	2	0
Detroit Lions	7	6	0	.538	292	304	0	0	—			0	1	0
Green Bay Packers	2	11	0	.154	232	376	0	0	—			2	1	1
Houston Texans	6	3	0	.667	247	192	0	0	—			1	0	0
Indianapolis Colts ³	18	10	0	.643	666	476	2	1	.667	71	76	2	2	0
Jacksonville Jaguars	9	4	0	.692	385	255	0	0	—			0	0	0
Kansas City Chiefs ⁴	57	71	1	.445	2,624	2,880	1	0	1.000	17	0	5	2	0
Las Vegas Raiders ⁵	59	68	2	.465	2,823	2,856	0	1	.000	27	34	7	7	0
Los Angeles Rams ⁶	6	7	0	.462	344	335	0	0	—			20	19	0
Miami Dolphins	15	18	0	.455	753	738	2	2	.500	76	124	3	1	0
Minnesota Vikings	7	8	0	.467	358	369	0	0	—			3	11	1
New England Patriots ⁷	15	24	2	.385	771	976	1	3	.250	112	96	5	2	0
New Orleans Saints	8	6	0	.571	367	272	0	0	—			4	6	0
New York Giants	8	5	0	.615	356	302	0	0	—			5	3	0
New York Jets ⁸	24	12	1	.667	1,057	739	0	2	.000	31	37	4	2	1
Philadelphia Eagles	8	5	0	.615	262	266	0	0	—			3	1	0
Pittsburgh Steelers	9	24	0	.273	626	854	2	1	.667	72	76	1	2	0
San Francisco 49ers	8	7	0	.533	339	396	0	1	.000	26	49	22	27	0
Seattle Seahawks	25	27	0	.481	1,090	1,103	0	0	—			5	13	0
Tampa Bay Buccaneers	8	4	0	.667	331	250	0	0	—			0	0	0
Tennessee Titans ⁹	29	16	1	.644	1,176	1,002	1	3	.250	50	57	7	3	0
Washington Commanders ¹⁰	5	7	0	.417	259	284	0	0	—			1	0	0
ALL-TIME TOTALS	491	494	11	.498	22,261	21,623	12	18	.400	583	684	137	127	4

Note: Prior to 1972, tie games were not included in winning percentage.

1—Known as St. Louis Cardinals (1960-87) and Phoenix Cardinals (1988-93)

2—Did not play from 1996-98 after relocation to Baltimore, but rejoined as an expansion franchise in 1999

3—Known as Baltimore Colts (1960-83)

4—Known as Dallas Texans (1960-62)

5—Known as Los Angeles Rams (1960-94 and 2016-present) and St. Louis Rams (1995-2015)

6—Known as Boston Patriots (1960-70)

7—Known as Titans of New York (1960-62)

8—Known as Oakland Raiders (1960-81 and 1995-2019) and Los Angeles Raiders (1982-94)

9—Known as Houston Oilers (1960-96) and Tennessee Oilers (1997-98)

10—Known as Washington Redskins (1960-2019) and Washington Football Team (2020-21)

THE LAST TIME . . .

Regular season in regular font | Postseason in italics

RUSHING

200 Yards Rushing, Individual

CHARGERS — LaDainian Tomlinson, Dec. 28, 2003 vs. Oakland (243 yards)
OPPONENT — Adrian Peterson, Nov. 4, 2007 at Minnesota (296 yards)
CHARGERS — *Keith Lincoln, AFL Championship,*
Jan. 5, 1964 vs. Boston (206 yards)
OPPONENT — *Never*

100 Yards Rushing, Individual

CHARGERS — **J.K. Dobbins, Sept. 15, 2024 at Carolina (131 yards)**
OPPONENT — **Bijan Robinson, Dec. 1, 2024 at Atlanta (102 yards)**
CHARGERS — *Darren Sproles, AFC Wild Card,*
Jan. 3, 2009 vs. Indianapolis (105 yards)
OPPONENT — *Sony Michel, AFC Divisional,*
Jan. 13, 2019 at New England (129 yards)

100 Yards Rushing, One Half, Individual

CHARGERS — **J.K. Dobbins, Sept. 8, 2024 vs. Las Vegas (131 yards in second half)**
OPPONENT — Daivid Montgomery, Nov 12, 2023 vs. Detroit (102 yards in first half)
CHARGERS — *Keith Lincoln, AFL Championship,*
Jan. 5, 1964 vs. Boston (176 yards in first half)
OPPONENT — *Sony Michel, AFC Divisional,*
Jan. 13, 2019 at New England (105 yards in first half)

Two 100-Yard Rushers

CHARGERS — Darren Sproles (122 yards) and LaDainian Tomlinson (116 yards) Dec. 16, 2007, vs. Detroit
OPPONENT — Frank Gore (158 yards) and Colin Kaepernick (151 yards), Dec. 20, 2014 at San Francisco
CHARGERS — *Never*
OPPONENT — *Never*

Four Touchdowns Rushing, Individual

CHARGERS — LaDainian Tomlinson, Oct. 14, 2007 vs. Oak. (3, 27, 13, 41 yards)
OPPONENT — *Never*
CHARGERS — *Never*
OPPONENT — *Never*

Three Touchdowns Rushing, Individual

CHARGERS — Melvin Gordon, Oct. 15, 2018, at Cleveland (4, 10, 11 yards)
OPPONENT — Darrel Young, Nov. 3, 2013 at Washington (1, 1, 4 yards)
CHARGERS — *Never*
OPPONENT — *Sony Michel, AFC Divisional,*
Jan. 13, 2019 at New England (1, 14, 5 yards)

Two Touchdowns Rushing, Individual

CHARGERS — **J.K. Dobbins, Nov. 17, 2024 vs. Cincinnati (1, 29 yards)**
OPPONENT — Josh Allen, Dec. 23, 2023 vs. Buffalo (2, 1 yard)
CHARGERS — *Darren Sproles, AFC Wild Card,*
Jan. 3, 2009 vs. Indianapolis (9, 22 yards)
OPPONENT — *Sony Michel, AFC Divisional,*
Jan. 13, 2019 at New England (1, 14, 5 yards)

PASSING

500 Yards Passing, Individual

CHARGERS — Philip Rivers, Oct. 18, 2015 at Green Bay (503 yards)
OPPONENT — *Never*
CHARGERS — *Never*
OPPONENT — *Never*

400 Yards Passing, Individual

CHARGERS — Justin Herbert, Sept. 24, 2023 at Minnesota (405 yards)
OPPONENT — Patrick Mahomes, Oct. 22, 2023 at Kansas City (424 yards)
CHARGERS — *Dan Fouts, AFC Divisional,*
Jan. 2, 1982 at Miami (433 yards)
OPPONENT — *Peyton Manning, AFC Divisional,*
Jan. 13, 2008 at Indianapolis (402 yards)

300 Yards Passing, Individual

CHARGERS — Justin Herbert, Oct. 21, 2024 at Arizona (349 yards)
OPPONENT — **Joe Burrow, Nov. 17, 2024 vs. Cincinnati (356 yards)**
CHARGERS — *Philip Rivers, AFC Divisional,*
Jan. 13, 2019 at New England (331 yards)
OPPONENT — *Tom Brady, AFC Divisional,*
Jan. 13, 2019 at New England (343 yards)

Six Touchdown Passes, Individual

CHARGERS — Dan Fouts, Nov. 22, 1981 at Oakland (12, 15, 29, 4, 5, 6 yards)
OPPONENT — *Never*
CHARGERS — *Never*
OPPONENT — *Never*

Five Touchdown Passes, Individual

CHARGERS — Drew Brees, Oct. 31, 2004 vs. Oakland (17, 13, 23, 5, 1 yards)
OPPONENT — Tom Brady, Oct. 4, 2020 at Tampa Bay (3, 6, 28, 19, 9 yards)
CHARGERS — *Never*
OPPONENT — *Never*

Four Touchdown Passes, Individual

CHARGERS — Justin Herbert, Nov. 12, 2023 vs. Detroit (29, 18, 1, 38 yards)
OPPONENT — Aidan O'Connell, Dec. 14, 2023 at Las Vegas (30, 22, 11, 20 yards)
CHARGERS — *Never*
OPPONENT — *Don Strock, AFC Divisional,*
Jan. 2, 1982 at Miami (1, 40, 15, 50 yards)

Three Touchdown Passes, Individual

CHARGERS — Justin Herbert, Nov. 12, 2023 vs. Detroit (29, 18, 1, 38 yards)
OPPONENT — **Joe Burrow, Nov. 17, 2024 vs. Cincinnati (4, 42, 17 yards)**
CHARGERS — *Philip Rivers, AFC Divisional,*
Jan. 13, 2019 at New England (43, 1, 8 yards)
OPPONENT — *Peyton Manning, AFC Divisional,*
Jan. 13, 2008 at Indianapolis (25, 9, 55 yards)

Six Interceptions Thrown, Individual

CHARGERS — Ed Luther, Oct. 31, 1983 vs. Washington
OPPONENT — Peyton Manning, Nov. 11, 2007 vs. Indianapolis
CHARGERS — *Never*
OPPONENT — *Never*

Five Interceptions Thrown, Individual

CHARGERS — Craig Whelihan, Dec. 13, 1998 at Seattle
OPPONENT — Nathan Peterman, Nov. 19, 2017 vs. Buffalo
CHARGERS — *Dan Fouts, AFC Second Round, Jan. 16, 1983 at Miami*
OPPONENT — *George Blanda, AFL Championship,*
Dec. 24, 1961 vs. Houston Oilers

Four Interceptions Thrown, Individual

CHARGERS — Philip Rivers, Nov. 18, 2019 vs. Kansas City in Mexico City, Mexico
OPPONENT — **Kirk Cousins, Dec. 1, 2024 at Atlanta**
CHARGERS — *Stan Humphries, AFC Wild Card, Dec. 31, 1995 vs. Indianapolis*
OPPONENT — *George Blanda, AFL Championship,*
Dec. 24, 1961 vs. Houston Oilers

RECEIVING

10 or More Receptions, Individual

CHARGERS — Keenan Allen, Nov. 26, 2023 vs. Baltimore (14 receptions)
OPPONENT — Cole Kmet, Oct. 29, 2023 vs. Chicago (10 receptions)
CHARGERS — Ronnie Harmon, AFC Wild Card,
Dec. 31, 1995 vs. Indianapolis (10 receptions)
OPPONENT — James White, AFC Divisional,
Jan. 13, 2019 at New England (15 receptions)

200 Yards Receiving, Individual

CHARGERS — Keenan Allen, Sept. 24, 2023 at Minnesota (215 yards)
OPPONENT — Tyreek Hill, Sept. 10, 2023 vs. Miami (215 yards)
CHARGERS — Never
OPPONENT — Never

100 Yards Receiving, Individual

CHARGERS — Ladd McConkey, Dec. 1, 2024 at Atlanta (117 yards)
OPPONENT — Tee Higgins, Nov. 17, 2024 vs. Cincinnati (148 yards)
CHARGERS — Keenan Allen, AFC Divisional,
Jan. 12, 2014 at Denver (142 yards)
OPPONENT — Julian Edelman, AFC Divisional,
Jan. 13, 2019 at New England (151 yards)

100 Yards Receiving, One Half, Individual

CHARGERS — Ladd McConkey, Dec. 1, 2024 at Atlanta
(105 yards in first half)
OPPONENT — Tee Higgins, Nov. 17, 2024 vs. Cincinnati
(114 yards in second half)
CHARGERS — Keenan Allen, AFC Divisional,
Jan. 12, 2014 at Denver (142 yards in second half)
OPPONENT — Julian Edelman, AFC Divisional,
Jan. 13, 2019 at New England (107 yards in first half)

Two 100-Yard Receivers

CHARGERS — Keenan Allen (215 yards) and Mike Williams (121 yards),
Sept. 24, 2023 at Minnesota
OPPONENT — Travis Kelce (191 yards) and Tyreek Hill (148 yards),
Dec. 16, 2021 vs. Kansas City
CHARGERS — Chris Chambers (133 yards) and Vincent Jackson (114 yards),
AFC Wild Card, Jan. 6, 2008
OPPONENT — Tony Nathan (114 yards) and Duriel Harris (106 yards),
AFC Divisional, Jan. 2, 1982

Five Touchdown Receptions, Individual

CHARGERS — Kellen Winslow, Nov. 22, 1981 at Oakland (15, 29, 4, 5, 3 yards)
OPPONENT — Never
CHARGERS — Never
OPPONENT — Never

Four Touchdown Receptions, Individual

CHARGERS — Kellen Winslow, Nov. 22, 1981 at Oakland (15, 29, 4, 5, 3 yards)
OPPONENT — Daryl Turner, Sept. 15, 1985 vs. Seattle (34, 15, 30, 7 yards)
CHARGERS — Never
OPPONENT — Never

Three Touchdown Receptions, Individual

CHARGERS — Danny Woodhead, Dec. 20, 2015 vs. Miami (20, 9, 9 yards)
OPPONENT — Travis Kelce, Nov. 20, 2022 vs. Kansas City (4, 32, 17 yards)
CHARGERS — Never
OPPONENT — Jerry Rice, Super Bowl XXIX at Joe Robbie Stadium,
Jan. 29, 1995 vs. San Francisco (44, 15, 7 yards)

Two Touchdown Receptions, Individual

CHARGERS — Ladd McConkey, Oct. 27, 2024 vs. New Orleans (60, 9 yards)
OPPONENT — Ja'Marr Chase, Nov. 17, 2024 vs. Cincinnati (4, 17 yards)
CHARGERS — Keenan Allen, AFC Divisional,
Jan. 12, 2014 at Denver (16, 16 yards)
OPPONENT — Michael Crabtree, AFC Wild Card,
Jan. 6, 2019 at Baltimore (31, 7 yards)

COMBINATION

100 Yards Rushing and Receiving, Individual

CHARGERS — Austin Ekeler, Dec. 8, 2019 at Jacksonville
(101 yards rushing, 112 yards receiving)
OPPONENT — Essex Johnson, Sept. 30, 1973 vs. Cincinnati
(121 yards rushing, 116 yards receiving)
CHARGERS — Keith Lincoln, AFC Championship, Jan. 5, 1964 vs. Boston
(206 yards rushing, 123 yards receiving)
OPPONENT — Never

300-Yard Passer, 100-Yard Rusher and 100-Yard Receiver

CHARGERS — Philip Rivers (314 yards passing),
Austin Ekeler (101 yards rushing),
Austin Ekeler (112 yards receiving),
Dec. 8, 2019 at Jacksonville
OPPONENT — Patrick Mahomes (329 yards passing),
Isiah Pacheco (107 yards rushing),
Travis Kelce (115 yards receiving),
Nov. 20, 2022 vs. Kansas City
CHARGERS — Dan Fouts (333 yards passing),
Chuck Muncie (126 yards rushing),
Wes Chandler (124 yards receiving),
Kellen Winslow (102 yards receiving),
AFC Wild Card, Jan. 9, 1983 at Pittsburgh
OPPONENT — Tom Brady (343 yards passing),
Sony Michel (129 yards rushing),
Julian Edelman (151 yards receiving),
AFC Divisional, Jan. 13, 2019 at New England

INTERCEPTIONS

Four Interceptions, Individual

CHARGERS — Never
OPPONENT — Kwamie Lassiter, Dec. 27, 1998 at Arizona (4 interceptions)
CHARGERS — Never
OPPONENT — Vernon Perry, AFC Divisional,
Dec. 29, 1979 vs. Houston Oilers (4 interceptions)

Three Interceptions, Individual

CHARGERS — Antonio Cromartie, Nov. 11, 2007 vs. Indianapolis (3 interceptions)
OPPONENT — Kwamie Lassiter, Dec. 27, 1998 at Arizona (4 interceptions)
CHARGERS — Never
OPPONENT — Vernon Perry, AFC Divisional,
Dec. 29, 1979 vs. Houston Oilers (4 interceptions)

Two Interceptions, Individual

CHARGERS — Tarheeb Still, Dec. 1, 2024 at Atlanta (2 interceptions)
OPPONENT — Patrick Surtain II, Nov. 28, 2021 at Denver (2 interceptions)
CHARGERS — Glen Edwards, AFC Divisional,
Jan. 3, 1981 vs. Buffalo (2 interceptions)
OPPONENT — Jason Belser, AFC Wild Card,
Dec. 31, 1995 vs. Indianapolis (2 interceptions)

Interception Returned for Touchdown

CHARGERS — Tarheeb Still, Dec. 1, 2024 at Atlanta
(61 yards of Kirk Cousins)
OPPONENT — Jack Jones, Dec. 14, 2023 at Las Vegas
(16 yards of Easton Stick)
CHARGERS — Never
OPPONENT — Never

SACKS

Six Sacks, Individual

CHARGERS — Khalil Mack, Oct. 1, 2023 vs. Las Vegas (6.0 sacks)
OPPONENT — Never
CHARGERS — Never
OPPONENT — Never

Five Sacks, Individual

CHARGERS — Khalil Mack, Oct. 1, 2023 vs. Las Vegas (6.0 sacks)
OPPONENT — Never
CHARGERS — Never
OPPONENT — Never

Four-and-One-Half Sacks, Individual

CHARGERS — Khalil Mack, Oct. 1, 2023 vs. Las Vegas (6.0 sacks)
OPPONENT — Hugh Douglas, Oct. 18, 1998 vs. Philadelphia (4.5 sacks)
CHARGERS — Never
OPPONENT — Never

Four Sacks, Individual

CHARGERS — Khalil Mack, Oct. 1, 2023 vs. Las Vegas (6.0 sacks)
OPPONENT — Justin Houston, Dec. 28, 2014 at Kansas City (4.0 sacks)
CHARGERS — Never
OPPONENT — Never

Three-and-One-Half Sacks, Individual

CHARGERS — Khalil Mack, Oct. 1, 2023 vs. Las Vegas (6.0 sacks)
OPPONENT — Justin Houston, Dec. 28, 2014 at Kansas City (3.5 sacks)
CHARGERS — Never
OPPONENT — Never

Three Sacks, Individual

CHARGERS — Khalil Mack, Oct. 1, 2023 vs. Las Vegas (6.0 sacks)
OPPONENT — Myles Garrett, Nov. 3 2024 at Cleveland (3.0 sacks)
CHARGERS — Never
OPPONENT — Never

Two-and-One-Half Sacks, Individual

CHARGERS — Tuli Tuipulotu, Nov. 3, 2024 at Cleveland (2.5 sacks)
OPPONENT — Myles Garrett, Nov. 3 2024 at Cleveland (3.0 sacks)
CHARGERS — Burt Grossman, AFC Wild Card,
Jan. 2, 1993 vs. Kansas City (2.5 sacks)
OPPONENT — Never

Two Sacks, Individual

CHARGERS — Tuli Tuipulotu (2.0 sacks) & Bud Dupree (2.0 sacks),
Nov. 10, 2024 vs. Tennessee
OPPONENT — Tershawn Wharton, Dec. 8, 2024 at Kansas City (2.0 sacks)
CHARGERS — Melvin Ingram, AFC Wild Card,
Jan. 6, 2019 at Baltimore (2.0 sacks)
OPPONENT — Shaun Phillips, AFC Divisional,
Jan. 12, 2014 at Denver (2.0 sacks)

TOUCHDOWNS

Five Touchdowns, Individual

CHARGERS — Kellen Winslow, Nov. 22, 1981 at Oakland
(15-, 29-, 4-, 5-, 3-yard receptions)
OPPONENT — Never
CHARGERS — Never
OPPONENT — Never

Four Touchdowns, Individual

CHARGERS — Austin Ekeler, Nov. 21, 2021 vs. Pittsburgh
(10-, 17-yard receptions; 6-, 5-yard runs)
OPPONENT — Harvey Williams, Nov. 16, 1997 vs. Oakland
(8-, 32-yard receptions; 1-, 1-yard runs)
CHARGERS — Never
OPPONENT — Never

Three Touchdowns, Individual

CHARGERS — Austin Ekeler, Oct. 2, 2022 at Houston
(14-yard receptions; 10-, 20-yard runs)
OPPONENT — Travis Kelce, Nov. 20, 2022 vs. Kansas City
(4-, 32-, 17-yard receptions)
CHARGERS — Never
OPPONENT — Sony Michel, AFC Divisional,
Jan. 13, 2019 at New England (1-, 14-, 5-yard runs)

FIELD GOALS AND PATS

Six Field Goals Made, Individual

CHARGERS — Greg Davis, Oct. 5, 1997 at Oakland
(30, 22, 38, 43, 33, 33 yards)
OPPONENT — Phil Dawson, Nov. 5, 2006 vs. Cleveland
(37, 20, 42, 30, 36, 35 yards)
CHARGERS — Never
OPPONENT — Never

Five Field Goals Made, Individual

CHARGERS — Cameron Dicker, Oct. 21, 2024 at Arizona
(59, 50, 28, 47, 40 yards)
OPPONENT — Daniel Carlson, Jan. 9, 2022 at Las Vegas
(24, 31, 52, 40, 47 yards)
CHARGERS — Michael Badgley, AFC Wild Card,
Jan. 6, 2019 at Baltimore (21, 53, 40, 34, 47 yards)
OPPONENT — Never

Four Field Goals Made, Individual

CHARGERS — Cameron Dicker, Oct. 21, 2024 at Arizona
(59, 50, 28, 47, 40 yards)
OPPONENT — Matthew Wright, Dec. 8, 2024 at Kansas City
(47, 33, 50, 31 yards)
CHARGERS — Michael Badgley, AFC Wild Card,
Jan. 6, 2019 at Baltimore (21, 53, 40, 34, 47 yards)
OPPONENT — Never

50-Yard Field Goal, Individual

CHARGERS — Cameron Dicker, Dec. 1, 2024 at Atlanta (51 yards)
OPPONENT — Matthew Wright, Dec. 8, 2024 at Kansas City (50 yards)
CHARGERS — Michael Badgley, AFC Wild Card,
Jan. 6, 2019 at Baltimore (53 yards)
OPPONENT — Stephen Gostkowski, AFC Divisional,
Jan. 14, 2007 vs. New England (50 yards)

Blocked Field Goal Attempt

CHARGERS — Teair Tart, Nov. 3, 2024 at Cleveland
(51-yard Dustin Hopkins attempt)
OPPONENT — Zack Allen, Dec. 31, 2023 at Denver
(50-yard Cameron Dicker attempt)
CHARGERS — Leroy Jones, AFC Divisional, Jan. 2, 1982 at Miami
(34-yard Uwe von Schamann attempt)
OPPONENT — Never

Two-Point Conversion

CHARGERS — Joshua Palmer pass from Justin Herbert,
Dec. 1, 2024 at Atlanta
OPPONENT — Clyde Edwards-Helaire pass from Patrick Mahomes,
Dec. 16, 2021 vs. Kansas City
CHARGERS — Keenan Allen pass from Philip Rivers, AFC Divisional,
Jan. 13, 2019 at New England
OPPONENT — Kevin Faulk run, AFC Divisional,
Jan. 14, 2007 vs. New England

Point After Touchdown Missed

CHARGERS — Cameron Dicker, Nov. 3, 2024 at Cleveland
(Second attempt, wide left)
OPPONENT — Anders Carlson, Nov. 19, 2023 at Green Bay
(Second attempt, wide right)
CHARGERS — Rolf Benirschke, AFC Second Round,
Jan. 16, 1993 at Miami (First attempt, wide right)
OPPONENT — Never

Blocked Point After Touchdown

CHARGERS — Isaac Rochell, Sept. 27, 2020 vs. Carolina
(Joey Slye, first attempt)
OPPONENT — Denico Autry, Dec. 31, 2017 vs. Oakland
(Nick Rose, third attempt)
CHARGERS — Never
OPPONENT — Never

PUNTING

80-Yard Punt

CHARGERS — JK Scott, Dec. 11, 2023 vs. Denver (83 yards)
OPPONENT — Dustin Colquitt, Dec. 2, 2007 at Kansas City (81 yards)
CHARGERS — Never
OPPONENT — Never

70-Yard Punt

CHARGERS — JK Scott, Dec. 11, 2023 vs. Denver (83 yards)
OPPONENT — Bryce Baringer, Dec. 3, 2023 at New England (70 yards)
CHARGERS — Never
OPPONENT — Ray Guy, AFC Championship, Jan. 11, 1981 vs. Oakland (71 yards)

60-Yard Punt

CHARGERS — JK Scott, Oct. 27, 2024 vs. New Orleans (67 yards)
OPPONENT — Jordan Stout, Nov. 25, 2024 vs. Baltimore (62 yards)
CHARGERS — Mike Scifres, AFC Divisional, Jan. 12, 2014 at Denver (62 yards)
OPPONENT — Hunter Smith, AFC Wild Card, Jan. 3, 2009 vs. Indianapolis (63 yards)

Blocked Punt

CHARGERS — Jerry Attaochu of Drew Butler, Sept. 8, 2014 at Arizona
OPPONENT — Miles Killebrew of Ty Long, Nov. 21, 2021 vs. Pittsburgh
CHARGERS — Never
OPPONENT — Lou Piccone of Rick Partridge, AFC Divisional, Jan. 3, 1981 vs. Buffalo

10 or More Punts, Individual

CHARGERS — Drew Kaser, Nov. 12, 2017 at Jacksonville (10 punts for 485 yards)
OPPONENT — Chad Stanley, Sept. 15, 2002 vs. Houston (10 punts for 406 yards)
CHARGERS — Never
OPPONENT — Never

No Punts

CHARGERS — Dec. 26, 2021 at Houston
OPPONENT — Sept. 19, 2010 vs. Jacksonville
CHARGERS — Never
OPPONENT — AFC Divisional, Jan. 12, 2014 at Denver

OTHER SPECIAL TEAMS

Kickoff Returned for Touchdown

CHARGERS — Andre Roberts, Jan. 2, 2022 vs. Denver (101 yards)
OPPONENT — Mecole Hardman, Dec. 29, 2019 at Kansas City (104 yards)
CHARGERS — Andre Coleman, Super Bowl XXIX at Joe Robbie Stadium, Jan. 29, 1995 vs. San Francisco (98 yards)
OPPONENT — Never

Punt Returned for Touchdown

CHARGERS — Derius Davis, Nov. 6, 2023 at New York Jets (87 yards)
OPPONENT — Gunner Olszewski, Dec. 6, 2020, vs. New England (70 yards)
CHARGERS — Wes Chandler, AFC Divisional, Jan. 2, 1982 at Miami (58 yards)
OPPONENT — Santonio Holmes, AFC Divisional, Jan. 11, 2009 at Pittsburgh (67 yards)

Blocked Punt Returned for Touchdown

CHARGERS — Jacob Hester, Oct. 25, 2009 at Kansas City (Recovered own blocked Dustin Colquitt punt in end zone)
OPPONENT — Daniel Thomas, Oct. 25, 2020 vs. Jacksonville (Recovered own blocked Ty Long punt, returned recovery 16 yards)
CHARGERS — Never
OPPONENT — Never

Recovered Own Onside Kick Attempt

CHARGERS — Darrell Stuckey of Nick Novak kick, Nov. 18, 2012 at Denver
OPPONENT — Keion Crossen of Riley Dixon kick, Dec. 12, 2021 vs. New York Giants
CHARGERS — Richard Marshall of Nick Novak kick, AFC Divisional, Jan. 12, 2014 at Denver
OPPONENT — Never

OTHER DEFENSE

Shutout Posted

CHARGERS — Dec. 3, 2023 at New England (6-0, Chargers win)
OPPONENT — Dec. 6, 2020 vs. New England (45-0, Patriots win)
CHARGERS — AFC Wild Card, Jan. 2, 1993 vs. Kansas City (Chargers win, 17-0)
OPPONENT — AFC Divisional, Jan. 10, 1993 at Miami (Dolphins win, 31-0)

Fumble Returned for Touchdown

CHARGERS — Tevaughn Campbell, Dec. 5, 2021 at Cincinnati (61 yards)
OPPONENT — Mike Edwards, Jan. 7, 2024 vs. Kansas City (97 yards)
CHARGERS — Never
OPPONENT — Guy Ruff, AFC Wild Card, Jan. 9, 1983 at Pittsburgh (Recovered opening kickoff fumble in end zone)

Safety Scored

CHARGERS — Oct. 23, 2022 vs. Seattle (Kenneth Walker III tackled by Sebastian Joseph-Day and Troy Reeder in end zone)
OPPONENT — Oct. 27, 2024 vs. New Orleans (JK Scott fumbled out end zone)
CHARGERS — AFC Divisional, Jan. 8, 1995 vs. Miami (Bernie Parmalee tackled in end zone by Reuben Davis)
OPPONENT — Never

MISCELLANEOUS

No Penalties

CHARGERS — Oct. 9, 2011 at Denver (Chargers win, 29-24)
OPPONENT — Dec. 4, 2005 vs. Oakland (Raiders win, 34-10)
CHARGERS — Never
OPPONENT — AFC Divisional, Jan. 10, 1993 at Miami (Dolphins win, 31-0)

Game Without Touchdown

CHARGERS — Oct. 21, 2024 at Arizona (Cardinals win 17-15)
OPPONENT — Oct. 27, 2024 vs. New Orleans (Chargers win 26-8)
CHARGERS — AFC Championship, Jan. 20, 2008 at New England (Patriots win, 21-12)
OPPONENT — AFC Wild Card, Jan. 6, 2008 vs. Tennessee (Chargers win, 17-6)

50 Points, Game

CHARGERS — Nov. 19, 2017 vs. Buffalo (Chargers win, 54-24)
OPPONENT — Dec. 14, 2023 at Las Vegas (Raiders win, 63-21)
CHARGERS — AFL Championship, Jan. 5, 1964 vs. Boston (Chargers win, 51-10)
OPPONENT — Never

40 Points, Game

CHARGERS — Dec. 5, 2021 at Cincinnati (Chargers win, 41-22)
OPPONENT — Dec. 14, 2023 at Las Vegas (Raiders win, 63-21)
CHARGERS — AFC Divisional, Jan. 2, 1982 at Miami (Chargers win, 41-38)
OPPONENT — AFC Divisional, Jan. 13, 2019 at New England (Patriots win, 41-28)

600 Yards Total Offense, Game

CHARGERS — Dec. 20, 1982 vs. Cincinnati (661 yards)
OPPONENT — Oct. 1, 2000 at St. Louis (614 yards)
CHARGERS — AFL Championship, Jan. 5, 1964 vs. Boston (610 yards)
OPPONENT — Never

500 Yards Total Offense, Game

CHARGERS — Dec. 8, 2019 at Jacksonville (525 yards)
OPPONENT — Nov. 12, 2023 vs. Detroit (533 yards)
CHARGERS — AFC Divisional, Jan. 2, 1982 at Miami (564 yards)
OPPONENT — Never

WEEKLY RANKINGS

2024 WEEKLY NFL RANKINGS

Week	Opp.	Offense			Defense		
		Total	Rush	Pass	Total	Rush	Pass
1	LV	13	5	23	15	4	25
2	at Car	12	2	28	2	6	6
3	at Pit	T-25	7	31	6	6	10
4	KC	28	11	31	7	5	12
5	BYE	29	9	31	5	6	10
6	at Den	28	10	29	6	6	8
7	at Ari	25	18	24	7	9	9
8	NO	23	20	24	8	11	9
9	at Cle	T-22	20	21	8	8	11
10	Ten	22	19	22	6	9	9
11	Cin	18	12	19	11	11	12
12	Bal	21	13	20	13	15	10
13	at Atl	24	18	24	14	14	10
14	at KC	24	19	25	11	T-14	8
15	TB						
16	Den						
17	at NE						
18	at LV						
Chargers in 2023		18	25	13	28	17	30
Chargers in 2022		9	30	3	20	28	7
Chargers in 2021		4	21	T-2	23	30	12
Chargers in 2020		9	18	6	10	18	9
Chargers in 2019		10	28	6	6	18	5
Chargers in 2018		11	15	10	9	9	9
Chargers in 2017		4	24	1	15	31	3
Chargers in 2016		14	26	8	16	10	20
Chargers in 2015		9	31	4	20	27	T-14
Chargers in 2014		18	30	10	9	26	4
Chargers in 2013		5	13	4	23	12	29
Chargers in 2012		31	27	24	9	6	18
Chargers in 2011		6	16	6	16	20	13
Chargers in 2010		1	15	2	1	4	1
Chargers in 2009		10	31	5	16	20	11
Chargers in 2008		11	20	7	25	11	31
Chargers in 2007		20	7	26	14	16	14
Chargers in 2006		4	2	16	10	7	13
Chargers in 2005		10	9	12	13	1	28
Chargers in 2004		10	6	16	18	3	31
Chargers in 2003		14	6	19	27	T-25	21
Chargers in 2002		16	8	22	30	11	32

2024 REGULAR-SEASON RANKINGS

LOS ANGELES CHARGERS (Team)

Category	NFL	AFC
Turnover Margin (11)	3	3
Points Scored (21.3)	20	10
Points Allowed (15.9)	1	1
Total Offense (309.5)	24	11
Rushing (111.5)	19	8
Passing (198.1)	25	13
Total Defense (323.7)	11	8
vs. Rush (117.6)	T-14	T-8
vs. Pass (206.1)	8	4
Third-Down Offense (38.37%)	15	8
Third-Down Defense (35.03%)	7	4
Red-Zone Offense (54.55%)	19	9
Red-Zone Defense (41.94%)	1	1

LOS ANGELES CHARGERS (Individual)

Category	NFL	AFC
Passing		
Rating: Justin Herbert (98.4)	13	6
Yards: Justin Herbert (2,764)	17	8
Touchdowns: Justin Herbert (14)	T-21	9
Rushing		
Attempts: J.K. Dobbins (158)	21	10
Yards: J.K. Dobbins (766)	17	6
Touchdowns: J.K. Dobbins (8)	T-11	5
Receiving		
Receptions: Ladd McConkey (58)	T-25	T-13
Yards: Ladd McConkey (815)	20	10
Touchdowns: Quentin Johnston (7)	T-6	T-3
Defense		
Total Tackles: Daiyan Henley (117)	T-9	T-6
Solo Tackles: Daiyan Henley (8)	8	6
INTs: Elijah Molden, Tarheeb Still (3)	T-10	T-5
Sacks: Tuli Tuipulotu (7.5)	T-20	T-13

GAME-BY-GAME STARTERS

OFFENSIVE STARTERS

		WR	WR	TE	LT	LG	C	RG	RT	QB	RB	3WR	FB	2TE
Sept. 8	LV	J.Palmer	L.McConkey	W.Dissly	R.Slater	Z.Johnson	B.Bozeman	T.Pipkins	J.Alt	J.Herbert	G.Edwards	—	S.Matlock	—
Sept. 15	at Car	D.Davis	Q.Johnston	H.Hurst	R.Slater	Z.Johnson	B.Bozeman	T.Pipkins	J.Alt	J.Herbert	J.Dobbins	—	—	W.Dissly
Sept. 22	at Pit	L.McConkey	Q.Johnston	W.Dissly	R.Slater	Z.Johnson	B.Bozeman	T.Pipkins	J.Alt	J.Herbert	J.Dobbins	—	S.Matlock	—
Sept. 29	KC	L.McConkey	Q.Johnston	W.Dissly	J.Salyer	Z.Johnson	B.Bozeman	S.Mustipher	T.Pipkins	J.Herbert	J.Dobbins	—	S.Matlock	—
Oct. 13	at Den	L.McConkey	Q.Johnston	H.Hurst	R.Slater	Z.Johnson	B.Bozeman	T.Pipkins	J.Alt	J.Herbert	J.Dobbins	—	S.Matlock	—
Oct. 21	at Ari	L.McConkey	J. Palmer	E.Tomlinson	R. Slater	Z. Johnson	B. Bozeman	T. Pipkins	J. Alt	J. Herbert	J. Dobbins	S. Fehoko	—	—
Oct. 27	NO	L.McConkey	J. Palmer	W.Dissly	R. Slater	Z. Johnson	B. Bozeman	T. Pipkins	J. Alt	J. Herbert	J. Dobbins	S. Fehoko	—	—
Nov. 3	at Cle	L.McConkey	Q.Johnston	W.Dissly	R. Slater	Z. Johnson	B. Bozeman	T. Pipkins	J. Alt	J. Herbert	J. Dobbins	—	S.Matlock	—
Nov. 10	Ten	L.McConkey	Q.Johnston	W.Dissly	R. Slater	Z. Johnson	B. Bozeman	J.Salyer	J. Alt	J. Herbert	J. Dobbins	J.Reagor	—	—
Nov. 17	Cin	L.McConkey	Q.Johnston	T.Fisk	R. Slater	Z. Johnson	B. Bozeman	T. Pipkins	J. Alt	J. Herbert	G.Edwards	J.Palmer	—	—
Nov. 25	Bal	J.Palmer	Q.Johnston	T.Fisk	R. Slater	Z. Johnson	B. Bozeman	T. Pipkins	J. Alt	J. Herbert	J. Dobbins	—	S.Matlock	—
Dec. 1	at Atl	L.McConkey	D.Davis	T.Fisk	R. Slater	Z. Johnson	B. Bozeman	T. Pipkins	J. Alt	J.Herbert	G.Edwards	—	S.Matlock	—
Dec. 8	at KC	J.Palmer	J.Reagor	T.Fisk	R. Slater	Z. Johnson	B. Bozeman	T. Pipkins	J. Alt	J.Herbert	G.Edwards	—	S.Matlock	—
Dec. 15	TB													
Dec. 22	Den													
TBD	at NE													
TBD	at LV													

DEFENSIVE STARTERS

		OLB	DL	DL	DL	DL	OLB	LB	LB	CB	CB	S	S	3CB	3S
Sept. 8	LV	K.Mack	P.Ford	O.Ogbonnia	—	J.Bosa	D.Henley	D.Perryman	K.Fulton	A.Samuel	D.James	A.Gilman	J.Taylor	—	—
Sept. 15	at Car	K.Mack	P.Ford	O.Ogbonnia	—	J.Bosa	D.Henley	D.Perryman	K.Fulton	A.Samuel	D.James	E.Molden	J.Taylor	—	—
Sept. 22	at Pit	K.Mack	P.Ford	O.Ogbonnia	—	J.Bosa	D.Henley	D.Perryman	K.Fulton	A.Samuel	D.James	A.Gilman	—	E.Molden	—
Sept. 29	KC	K.Mack	P.Ford	O.Ogbonnia	—	T.Tuipulotu	D.Henley	D.Perryman	K.Fulton	A.Samuel	E.Molden	A.Gilman	T.Still	—	—
Oct. 13	at Den	K.Mack	P.Ford	O.Ogbonnia	—	T.Tuipulotu	D.Henley	D.Perryman	K.Fulton	C.Hart	D.James	A.Gilman	T.Still	—	—
Oct. 21	at Ari	K.Mack	P.Ford	O.Ogbonnia	M.Fox	T.Tuipulotu	D.Henley	D.Perryman	C.Hart	T.Still	D.James	A.Gilman	—	—	—
Oct. 27	NO	K.Mack	P.Ford	O.Ogbonnia	—	T.Tuipulotu	D.Henley	D.Perryman	K.Fulton	C.Hart	D.James	A.Gilman	—	E.Molden	—
Nov. 3	at Cle	K.Mack	P.Ford	O.Ogbonnia	—	T.Tuipulotu	D.Henley	D.Perryman	C.Hart	T.Still	D.James	A.Gilman	—	E.Molden	—
Nov. 10	Ten	K.Mack	P.Ford	O.Ogbonnia	—	T.Tuipulotu	D.Henley	D.Perryman	C.Hart	T.Still	D.James	A.Gilman	—	E.Molden	—
Nov. 17	Cin	J.Bosa	P.Ford	O.Ogbonnia	—	T.Tuipulotu	D.Henley	D.Perryman	K.Fulton	C.Hart	D.James	A.Gilman	—	E.Molden	—
Nov. 25	Bal	K.Mack	P.Ford	O.Ogbonnia	—	J.Bosa	D.Henley	T.Dye	K.Fulton	T.Still	D.James	A.Gilman	—	E.Molden	—
Dec. 1	at Atl	K. Mack	P.Ford	O.Ogbonnia	—	J.Bosa	D.Henley	T.Dye	K.Fulton	T.Still	D.James	T.Jefferson	—	E.Molden	—
Dec. 8	at KC	K. Mack	P.Ford	O.Ogbonnia	—	J.Bosa	D.Henley	T.Dye	K.Fulton	T.Still	D.James	M.Maye	—	E.Molden	—
Dec. 15	TB														
Dec. 22	Den														
TBD	at NE														
TBD	at LV														

WEEKLY INACTIVES

Sept. 8	Las Vegas:	Taylor Heinicke, Tarheeb Still, Kimani Vidal, Jordan McFadden, Brenden Rice, Justin Eboigbe.
Sept. 15	at Carolina:	Taylor Heinicke, Tarheeb Still, Kimani Vidal, Alohi Gilman, Jordan McFadden, Brenden Rice, Justin Eboigbe.
Sept. 22	at Pittsburgh:	Joshua Palmer, Junior Colson, Tarheeb Still, Kimani Vidal, Jordan McFadden, Justin Eboigbe.
Sept. 29	Kansas City:	Junior Colson, Kimani Vidal, Deane Leonard, Ja'Sir Taylor, Rashawn Slater, Joe Alt, Joey Bosa.
Oct. 13	at Denver:	Easton Stick, Tony Jefferson, Ja'Sir Taylor, Jordan McFadden, Brenden Rice, Joey Bosa.
Oct. 21	at Arizona:	Quentin Johnston, Easton Stick, Derius Davis, Brenden Jaimes, Jordan McFadden, Hayden Hurst, Joey Bosa.
Oct. 27	New Orleans:	Quentin Johnston, Easton Stick, Derius Davis, Jordan McFadden, Hayden Hurst, Justin Eboigbe.
Nov. 3	at Cleveland:	Easton Stick, Kristian Fulton, DJ Chark Jr., Brenden Jaimes, Jordan McFadden, Stone Smartt, Justin Eboigbe.
Nov. 10	Tennessee:	Easton Stick, Kristian Fulton, Kimani Vidal, Jordan McFadden, Trey Pipkins III, Stone Smartt, Justin Eboigbe.
Nov. 17	Cincinnati:	Easton Stick, DJ Chark Jr., Kimani Vidal, Khalil Mack, Brenden Jaimes, Jordan McFadden, Hayden Hurst.
Nov. 25	Baltimore:	Easton Stick, Denzel Perryman, DJ Chark Jr., Cam Hart, Kimani Vidal, Brenden Jaimes, Jordan McFadden.
Dec. 1	at Atlanta:	Easton Stick, Denzel Perryman, Cam Hart, Jeremiah Jean-Baptiste, Brenden Jaimes, Jordan McFadden.
Dec. 8	at Kansas City:	Easton Stick, Denzel Perryman, Ladd McConkey, Tony Jefferson, Brenden Jaimes, Jordan McFadden, Justin Eboigbe.
Dec. 15	Tampa Bay:	
Dec. 22	Denver:	
TBD	at New England:	
TBD	at Las Vegas:	

SEASON TOTALS

Name	No.	Name	No.	Name	No.
Jordan McFadden	12	Tarheeb Still	3	Joe Alt	1
Easton Stick	9	Junior Colson	2	Alohi Gilman	1
Justin Eboigbe	7	Derius Davis	2	Jeremiah Jean-Baptiste	1
Kimani Vidal	7	Kristian Fulton	2	Deane Leonard	1
Brenden Jaimes	6	Cam Hart	2	Khalil Mack	1
Joey Bosa	4	Taylor Heinicke	2	Ladd McConkey	1
DJ Chark Jr.	3	Tony Jefferson	2	Joshua Palmer	1
Hayden Hurst	3	Quentin Johnston	2	Trey Pipkins III	1
Denzel Perryman	3	Stone Smartt	2	Rashawn Slater	1
Brenden Rice	3	Ja'Sir Taylor	2		

CHARGERS AND OPPONENT WEEKLY LEADERS

REGULAR-SEASON WEEKLY LEADERS, LOS ANGELES CHARGERS

		Scoring		Pass Yds.	Carries	Rush Yds.		Catches		Rec. Yds.	Tackles (Solo)		Sacks				
Sept. 8	Las Vegas:	Dicker	10	Herbert	144	Edwards	11	Dobbins	135	McConkey	5	McConkey	39	Two Tied	7 (6)	Mack	1.5
Sept. 15	at Carolina:	Johnston	12	Herbert	130	Edwards	18	Dobbins	131	Johnston	5	Johnston	51	Henley	9 (5)	Two tied	1.0
Sept. 22	at Pittsburgh:	Johnston	6	Herbert	125	Dobbins	15	Dobbins	44	Three Tied	3	McConkey	44	Henley	12 (9)	Two tied	1.0
Sept. 29	Kansas City:	McConkey	6	Herbert	179	Dobbins	14	Dobbins	32	McConkey	5	McConkey	67	Two Tied	8	Dupree	2.0
Oct. 13	at Denver:	Dicker	11	Herbert	237	Dobbins	25	Dobbins	96	Two tied	4	Fehoko	44	Gilman	10 (6)	Two tied	1.0
Oct. 21	at Arizona:	Dicker	15	Herbert	349	Dobbins	14	Dobbins	40	Dissly	8	Dissly	81	James	8 (5)	None	
Oct. 27	New Orleans:	McConkey	12	Herbert	279	Dobbins	17	Dobbins	57	McConkey	6	McConkey	111	Henley	10 (6)	Five tied	1.0
Nov. 3	at Cleveland:	Dobbins	12	Herbert	282	Dobbins	14	Dobbins	85	McConkey	5	Johnston	118	Henley	13 (8)	Tuipulotu	2.5
Nov. 10	Tennessee:	Dicker	9	Herbert	164	Dobbins	15	Edwards	55	Dissly	5	McConkey	52	Henley	13 (10)	Two tied	2.0
Nov. 17	Cincinnati:	Dobbins	12	Herbert	297	Dobbins	11	Herbert	65	McConkey	6	McConkey	123	Henley	11 (5)	Tuipulotu	1.5
Nov. 25	Baltimore:	Dicker	11	Herbert	218	Edwards	9	Dobbins	40	McConkey	6	McConkey	83	Henley	10 (4)	James	1.0
Dec. 1	at Atlanta:	Dicker	9	Herbert	147	Edwards	6	Edwards	32	McConkey	9	McConkey	117	Dye	14 (7)	Tart	1.0
Dec. 8	at Kansas City:	Two tied	6	Herbert	213	Edwards	10	Edwards	36	Palmer	6	Palmer	78	Henley	8 (6)	Two tied	1.0
Dec. 15	Tampa Bay:																
Dec. 22	Denver:																
TBD	at New England:																
TBD	at Las Vegas:																

REGULAR-SEASON WEEKLY LEADERS, OPPONENT

		Scoring		Pass Yds.	Carries	Rush Yds.		Catches		Rec. Yds.	Tackles (Solo)		Sacks				
Sept. 8	Las Vegas:	Mattison	6	Minshew	257	White	13	White	44	Bowers	6	Meyers	61	Spillane	10 (7)	Crosby	1.0
Sept. 15	at Carolina:	Pineiro	3	Young	84	Hubbard	10	Hubbard	64	Hubbard	4	Tremble	23	Thompson	14 (8)	Two tied	0.5
Sept. 22	at Pittsburgh:	Boswell	8	Fields	245	Harris	18	Harris	70	Two Tied	5	Pickens	57	Queen	12 (9)	Herbig	2.0
Sept. 29	Kansas City:	Two tied	6	Mahomes	245	Hunt	14	Hunt	69	Kelce	7	Kelce	89	Tranquill	10 (7)	Jones	2.0
Oct. 13	at Denver:	Two tied	6	Nix	216	Two tied	6	Nix	61	Two tied	4	Vele	48	Jones	12 (11)	Two tied	1.0
Oct. 21	at Arizona:	Two tied	6	Murray	145	Conner	19	Conner	101	McBride	5	Two tied	51	White	10 (3)	Three tied	1.0
Oct. 27	New Orleans:	Grupe	6	Rattler	156	Kamara	10	Kamara	67	Olave	8	Olave	107	Werner	9 (7)	Two tied	1.0
Nov. 3	at Cleveland:	Tillman	6	Winston	235	Chubb	15	Chubb	39	Jeudy	7	Tillman	75	Bush	8 (6)	Garrett	3.0
Nov. 10	Tennessee:	Ridley	12	Levis	175	Pollard	9	Spears	47	Ridley	5	Ridley	84	Gibbens	15 (10)	None	
Nov. 17	Cincinnati:	Chase	12	Burrow	356	Brown	22	Brown	86	Higgins	9	Higgins	148	Stone	9 (8)	Ossai	1.0
Nov. 25	Baltimore:	Four tied	6	Jackson	177	Henry	24	Henry	140	Two tied	5	Flowers	62	Harrison	12 (6)	Four tied	1.0
Dec. 1	at Atlanta:	Koo	7	Cousins	245	Robinson	26	Robinson	102	London	9	McCloud	95	Elliss	5 (3)	Ebiketie	2.0
Dec. 8	at Kansas City:	Wright	13	Mahomes	210	Pacheco	14	Pacheco	55	Two tied	5	Kelce	45	Conner	8 (6)	Wharton	2.0
Dec. 15	Tampa Bay:																
Dec. 22	Denver:																
TBD	at New England:																
TBD	at Las Vegas:																

REGULAR SEASON SINGLE-GAME HIGHS

INDIVIDUAL

Passing

Longest Scoring Pass — 66, J.Herbert to Q. Johnston,
Nov. 3 at Cleveland

Longest Non-Scoring Pass — 48, J.Herbert to L.McConkey,
Dec. 1 at Atlanta

Most Passing Attempts — 39, J.Herbert, Oct. 21 at Arizona

Most Completions — 27, J.Herbert, Oct. 21 at Arizona

Most Passing Yards — 349, J.Herbert, Oct. 21 at Arizona

Most Passing Touchdowns — 2, Last: J.Herbert, Nov. 17 vs. Cincinnati

Highest Completion Percentage (min. 20 att.) — 70.0, J.Herbert,
Last: Dec. 8 at Kansas City

Highest Passer Rating (min. 20 att.) — 125.8, J.Herbert,
Nov. 3 at Cleveland

Rushing

Longest Scoring Run — 43, J.Dobbins, Sept. 15 at Car.

Longest Non-Scoring Run — 61, J.Dobbins, Sept. 8 vs. L.V.

Most Rushing Attempts — 25, J.Dobbins, Oct. 13 at Den.

Most Rushing Yards — 135, J.Dobbins, Sept. 8 vs. L.V.

Most Rushing Touchdowns — 2, Last: J.Dobbins, Nov. 17 vs. Cincinnati

Receiving

Most Receptions — 9, L.McConkey, Dec. 1 at Atlanta

Most Receiving Yards — 123, L. McConkey, Nov. 17 vs. Cincinnati

Most Receiving Touchdowns — 2, Last: L.McConkey,
Oct. 27 vs. New Orleans

Total Offense

Most Total Yards from Scrimmage — 139, J.Dobbins, Sept. 8 vs. L.V.

Most Touchdowns — 2, Last: L.McConkey,
Oct. 27 vs. New Orleans

Special Teams

Longest Punt — 67, J.Scott, Oct. 27 vs. New Orleans

Longest Field Goal — 59, C.Dicker, Oct. 21 at Arizona

Most Attempted Field Goals — 5, C. Dicker, Oct. 21 at Arizona

Most Made Field Goals — 5, C. Dicker, Oct. 21 at Arizona

Returns

Longest Kickoff Return — 56, D.Davis, Nov. 10 vs. Tennessee

Longest Punt Return — 53, D.Davis, Nov. 3 at Cleveland

Longest Interception Return — 61, T.Still, Dec. 1 at Atlanta

Longest Fumble Return — 22, K.Mack, Sept. 8 vs. L.V.

Defense

Most Interceptions — 2, T.Still, Dec. 1 at Atlanta

Most Tackles — 14, T.Dye, Dec. 1 at Atlanta

Most Solo Tackles — 10, D.Henley, Nov. 10 vs. Tennessee

Most Sacks — 2.5, T.Tuipulotu, Nov. 3 at Cleveland

Most Passes Defensed — 3, Last: T.Still,
Dec. 1 at Atlanta

TEAM

Most, Offense

First Downs — 24, Nov. 17 vs. Cincinnati

Rushing Attempts — 44, Sept. 15 at Carolina

Rushing Yards — 219, Sept. 15 at Carolina

Rushing Touchdowns — 2, Last: Nov. 25 vs. Baltimore

Passing Attempts — 39, Oct. 21 at Arizona

Completions — 27, Oct. 21 at Arizona

Net Passing Yards — 336, Oct. 21 at Arizona

Touchdowns Thrown — 2, Last: Nov. 17 vs. Cincinnati

Offensive Plays — 78, Oct. 13 at Denver

Total Offense — 435, Nov. 17 vs. Cincinnati

Time of Possession — 37:23, Oct. 13 at Denver

Most, Turnovers

Turnovers — 2, Oct. 21 at Arizona

Interceptions Thrown — 1, Sept. 15 at Carolina

Fumbles — 3, Oct. 21 at Arizona

Fumbles Lost — 2, Oct. 21 at Arizona

Longest Scoring Drives

Plays — 20, Oct. 13 at Denver

Yards — 95, Nov. 10 vs. Tennessee

Time — 10:29, Oct. 13 at Denver

Shortest Scoring Drives

Plays — 2, Oct. 27 vs. New Orleans

Yards — 5, Sept. 8 vs. Las Vegas

Time — 0:27, Nov. 17 vs. Cincinnati

Fewest, Defense

First Downs Allowed — 7, Sept. 15 at Carolina

Rushing Attempts Allowed — 18, Oct. 13 at Denver

Rushing Yards Allowed — 71, Sept. 8 vs. Las Vegas

Passing Attempts Allowed — 22, Nov. 25 vs. Baltimore

Completions Allowed — 14, Oct. 21 at Arizona

Net Passing Yards Allowed — 69, Sept. 8 vs. Las Vegas

Total Plays Allowed — 48, Sept. 15 at Carolina

Total Yards Allowed — 159, Sept. 15 at Carolina

Most, Defense

Takeaways — 4, Dec. 1 at Atlanta

Interceptions — 4, Dec. 1 at Atlanta

Fumbles Forced — 2, Sept. 8 vs. Las Vegas

Fumbles Recovered — 2, Sept. 8 vs. Las Vegas

Passes Defensed — 12, Nov. 3 at Cleveland

Sacks — 7, Nov. 10 vs. Tennessee

GAME-BY-GAME PASSES DEFENSED

Sept. 8	Las Vegas:	Poona Ford (2), Junior Colson (1), Bud Dupree (1), Khalil Mack (1).
Sept. 15	at Carolina:	Kristian Fulton (1), Deane Leonard (1), Scott Matlock (1), Elijah Molden (1), Asante Samuel Jr. (1).
Sept. 22	at Pittsburgh:	Bud Dupree (1), Alohi Gilman (1), Daiyan Henley (1), Asante Samuel Jr. (1).
Sept. 29	Kansas City:	Kristian Fulton (2), Poona Ford (1), Khalil Mack (1), Tuli Tuipulotu (1).
Oct. 13	at Denver:	Derwin James Jr. (2), Alohi Gilman (1), Khalil Mack (1), Elijah Molden (1), Tarheeb Still (1).
Oct. 21	at Arizona:	Khalil Mack (2), Cam Hart (1), Daiyan Henley (1), Teair Tart (1), Ja'Sir Taylor (1).
Oct. 27	New Orleans:	Ja'Sir Taylor (2), Daiyan Henley (1), Tuli Tuipulotu (1), Teair Tart (1).
Nov. 3	at Cleveland:	Elijah Molden (3), Tarheeb Still (3), Derwin James Jr. (2), Daiyan Henley (1), Alohi Gilman (1), Morgan Fox (1), Nick Niemann (1).
Nov. 10	Tennessee:	Cam Hart (1).
Nov. 17	Cincinnati:	Kristian Fulton (3), Cam Hart (2), Eli Apple (1), Daiyan Henley (1), Derwin James Jr. (1), Tarheeb Still (1), Ja'Sir Taylor (1).
Nov. 25	Baltimore:	Alohi Gilman (1), Elijah Molden (1).
Dec. 1	at Atlanta:	Tarheeb Still (3), Troy Dye (1), Derwin James Jr. (1), Kristian Fulton (1), Elijah Molden (1), Poona Ford (1), Khalil Mack (1), Marcus Maye (1).
Dec. 8	at Kansas City:	Daiyan Henley (1), Cam Hart (1), Marcus Maye (1), Khalil Mack (1), Ja'Sir Taylor (1).
Dec. 15	Tampa Bay:	
Dec. 22	Denver:	
TBD	at New England:	
TBD	at Las Vegas:	

SEASON TOTALS

(76)

Name	No.	Name	No.	Name	No.
Tarheeb Still	8	Bud Dupree	2	Scott Matlock	1
Kristian Fulton	7	Marcus Maye	2	Nick Niemann	1
Khalil Mack	7	Asante Samuel Jr.	2		
Elijah Molden	7	Teair Tart	2		
Derwin James Jr.	6	Tuli Tuipulotu	2		
Daiyan Henley	6	Eli Apple	1		
Cam Hart	5	Troy Dye	1		
Ja'Sir Taylor	5	Junior Colson	1		
Poona Ford	4	Morgan Fox	1		
Alohi Gilman	4	Deane Leonard	1		

GAME-BY-GAME SACKS

Sept. 8	Las Vegas:	Khalil Mack (1.5), Joey Bosa (1.0), Team Sacks (1.0), Morgan Fox (0.5).
Sept. 15	at Carolina:	Joey Bosa (1.0), Denzel Perryman (1.0).
Sept. 22	at Pittsburgh:	Derwin James Jr. (1.0), Khalil Mack (1.0).
Sept. 29	Kansas City:	Bud Dupree (2.0), Troy Dye (0.5), Tarheeb Still (0.5).
Oct. 13	at Denver:	Morgan Fox (1.0), Alohi Gilman (1.0).
Oct. 21	at Arizona:	None.
Oct. 27	New Orleans:	Khalil Mack (1.0), Bud Dupree (1.0), Poona Ford (1.0), Scott Matlock (1.0), Tuli Tuipulotu (1.0).
Nov. 3	at Cleveland:	Tuli Tuipulotu (2.5), Morgan Fox (2.0), Khalil Mack (1), Cam Hart (0.5).
Nov. 10	Tennessee:	Bud Dupree (2.0), Tuli Tuipulotu (2.0), Joey Bosa (1.0), Poona Ford (1.0), Daiyan Henley (1.0).
Nov. 17	Cincinnati:	Tuli Tuipulotu (1.5), Poona Ford (1.0), Derwin James Jr. (0.5).
Nov. 25	Baltimore:	Derwin James Jr. (1.0).
Dec. 1	at Atlanta:	Teair Tart (1.0).
Dec. 8	at Kansas City:	Derwin James Jr. (1.0), Joey Bosa (1.0), Khalil Mack (0.5), Tuli Tuipulotu (0.5).
Dec. 15	Tampa Bay:	
Dec. 22	Denver:	
TBD	at New England:	
TBD	at Las Vegas:	

SEASON TOTALS

(39.0)

Name	No.	Name	No.
Tuli Tuipulotu	7.5	Denzel Perryman	1.0
Bud Dupree	5.0	Teair Tart	1.0
Khalil Mack	5.0	Troy Dye	0.5
Joey Bosa	4.0	Cam Hart	0.5
Morgan Fox	3.5	Tarheeb Still	0.5
Derwin James Jr.	3.5	Team	1.0
Poona Ford	3.0		
Alohi Gilman	1.0		
Daiyan Henley	1.0		
Scott Matlock	1.0		

RECORDS

INDIVIDUAL RECORDS

*NFL Record

POINTS

Most Seasons Leading League

- 1 Nate Kaeding, 2009
- LaDainian Tomlinson, 2006
- John Carney, 1994

Most, Career

- 1,076 John Carney, 1990-2000
- 918 LaDainian Tomlinson, 2001-09
- 889 Nate Kaeding, 2004-12

Most, Season

- 186* LaDainian Tomlinson, 2006
- 146 Nate Kaeding, 2009
- 144 Nick Novak, 2013

Most, Season, Non-Kickers

- 186* LaDainian Tomlinson, 2006
- 124 Austin Ekeler, 2021
- 120 LaDainian Tomlinson, 2005

Most, Season, Rookie

- 114 Nate Kaeding, 2004
- 106 Josh Lambo, 2015
- Dennis ParTEE, 1968
- 94 Herb Travenio, 1965

Most, Game

- 30 Kellen Winslow, Nov. 22, 1981 at Oakland
- 24 (10x) Last: Austin Ekeler, Nov. 21, 2021 vs. Pit.
- 20 Mike Williams, Dec. 13, 2018 at Kansas City

TOUCHDOWNS

Most Seasons Leading League

- 3 Lance Alworth, 1964, 1965, 1966
- 2 Austin Ekeler, 2021, 2022
- 1 LaDainian Tomlinson, 2006
- Chuck Muncie, 1981

Most, Career

- 153 LaDainian Tomlinson, 2001-09
- 116 Antonio Gates, 2003-18
- 83 Lance Alworth, 1962-70

Most, Season

- 31* LaDainian Tomlinson, 2006
- 20 Austin Ekeler, 2021
- LaDainian Tomlinson, 2005
- 19 Chuck Muncie, 1981

Most, Game

- 5 Kellen Winslow, Nov. 22, 1981 at Oakland
- 4 (10x) Last: Austin Ekeler, Nov. 21, 2021 vs. Pit.
- 3 (46x) Last: A.Ekeler, Oct. 2, 2022 at Hou.

Most Consecutive Games

- 18* LaDainian Tomlinson, 2004-05
- 10 LaDainian Tomlinson, 2006
- 9 Antonio Gates, 2009-10
- Natrone Means, 1993-94
- Lance Alworth, 1963

POINTS AFTER TOUCHDOWN

Most Seasons Leading League

- 2 Nate Kaeding, 2006
- Rolf Benirschke, 1981, 1982
- 1 Herb Travenio, 1965

Most, Career

- 349 Nate Kaeding, 2004-12
- 328 Rolf Benirschke, 1977-86
- 293 John Carney, 1990-2000

Most, Season

- 58 Nate Kaeding, 2006
- 55 Rolf Benirschke, 1981
- 54 Nate Kaeding, 2004

Most, Game

- 7 (6x) Last: N.Kaeding, Dec. 28, 2008 vs. Den.
- 6 (30x) Last: M.Badgley, Dec. 8, 2019 at. Jax.
- 5 (55x) Last: C.Dicker, Nov. 12, 2023 vs. Detroit

Most Consecutive

- 250 Nate Kaeding, 2004-09
- 128 Nick Novak, 2011-14
- 87 Rolf Benirschke, 1983-86

Most Attempts, Career

- 352 Rolf Benirschke, 1977-86
- 351 Nate Kaeding, 2004-12
- 298 John Carney, 1990-2000

Most Attempts, Season

- 61 Rolf Benirschke, 1981
- 58 Nate Kaeding, 2006
- 55 Nate Kaeding, 2004
- Bob Thomas, 1985

Most Attempts, Game

- 8 Rolf Benirschke, Nov. 22, 1981 at Oakland
- 7 (6x) Last: N.Kaeding, Dec. 28, 2008 vs. Den.
- 6 (38x) Last: M. Badgley, Dec. 8, 2019 at. Jax.

TWO-POINT CONVERSIONS

Most Seasons Leading League

- 1 Ladarius Green, 2015
- Mikhael Ricks, 1999
- Ronnie Harmon, 1994

Most, Career

- 3 Ronnie Harmon, 1990-95
- 2 Joshua Palmer, 2021-24
- Keenan Allen, 2013-23
- Jared Cook, 2021
- Austin Ekeler, 2017-23
- Mike Williams, 2017-23
- Antonio Gates, 2003-18
- Melvin Gordon, 2015-19
- Ladarius Green, 2012-15
- Legedu Naanee, 2007-10
- Dave Kocourek, 1960-65

Most, Season

- 3 Ronnie Harmon, 1994
- 2 Jared Cook, 2021
- Austin Ekeler, 2021
- Melvin Gordon, 2018
- Antonio Gates, 2018
- 1 (37x) Last: Joshua Palmer, 2024

Most, Game

- 2* Ladarius Green, Oct. 25, 2015 vs. Oakland
- 1 (45x) Last: Joshua Palmer, Dec. 1, 2024 at Atl.

FIELD GOALS

Most Seasons Leading League

- 1 Nate Kaeding, 2009
- John Carney, 1994

Most, Career

- 261 John Carney, 1990-2000
- 180 Nate Kaeding, 2004-12
- 146 Rolf Benirschke, 1977-86

Most, Season

- 34 Nick Novak, 2013
- John Carney, 1994
- 32 Nate Kaeding, 2009
- 31 Cameron Dicker, 2023
- John Carney, 1993, 1999

Most, Game

- 6 (3x) Last: G.Davis, Oct. 5, 1997 at Oakland
- 5 (13x) Last: C.Dicker, Oct. 21, 2024 at Arizona
- 4 (39x) Last: C.Dicker, Oct. 21, 2024 at Arizona

Most, Game, No Misses

- 6 (3x) Last: G.Davis, Oct. 5, 1997 at Oakland
- 5 (12x) Last: C.Dicker, Oct. 21, 2024 at Arizona
- 4 (28x) Last: C.Dicker, Oct. 21, 2024 at Arizona

Highest Percentage, Career (min. 100 att.)

- 87.0 Nate Kaeding, 2004-12 (180-of-207)
- 84.6 Nick Novak, 2011-14, '17 (110-of-130)
- 81.6 John Carney, 1990-2000 (261-of-320)

Highest Percentage, Season (min. 15 att.)

- 95.0 Cameron Dicker, 2022 (19-of-20)
- 93.9 Cameron Dicker, 2023 (31-of-33)
- 93.8 Michael Badgley, 2018 (15-of-16)

Most Consecutive

- 32 Nick Novak, 2013-14
- 29 John Carney, 1992-93
- 22 Nate Kaeding, 2009-10

Most Attempts, Career

- 320 John Carney, 1990-2000
- 208 Rolf Benirschke, 1977-86
- 207 Nate Kaeding, 2004-12

Most Attempts, Season

- 40 John Carney, 1993
- 39 Michael Badgley, 2020
- 38 John Carney, 1994

Most Attempts, Game

- 7 Dick Van Raaphorst, Oct. 8, 1966 at N.Y. Jets
- 6 (6x) Last: Steve Christie, Dec. 1, 2002 vs. Den.
- 5 (27x) Last: C.Dicker, Oct. 21, 2024 at Arizona

Longest

- 59 Cameron Dicker, Oct. 21, 2024 at Arizona
- Michael Badgley, Dec. 9, 2018 vs. Cincinnati
- 57 Nate Kaeding, Dec. 21, 2008 at Tampa Bay
- 55 Cameron Dicker, Nov. 6, 2023 at N.Y. Jets
- Cameron Dicker, Oct. 22, 2023 at Kansas City
- Nate Kaeding, Nov. 29, 2009 vs. Kansas City

RUSHING YARDS

Most Seasons Leading League

- 2 LaDainian Tomlinson, 2006, 2007
- 1 Dick Post, 1968
Paul Lowe, 1965

Most, Career

- 12,490 LaDainian Tomlinson, 2001-09
- 4,972 Paul Lowe, 1960-68
- 4,355 Austin Ekeler, 2017-23

Most, Season

- 1,815 LaDainian Tomlinson, 2006
- 1,683 LaDainian Tomlinson, 2002
- 1,645 LaDainian Tomlinson, 2003

Most, Game

- 243 LaDainian Tomlinson, Dec. 28, 2003 vs. Oak.
- 220 LaDainian Tomlinson, Dec. 1, 2002 vs. Denver
- 217 LaDainian Tomlinson, Sept. 29, 2002 vs. N.E.
Gary Anderson, Dec. 18, 1988 vs. Kansas City

Most Games 100 Yards or More, Career

- 46 LaDainian Tomlinson, 2001-09
- 15 Natrone Means, 1993-99
Paul Lowe, 1960-68
- 12 Ryan Mathews, 2010-14

Most Games 100 Yards or More, Season

- 10 LaDainian Tomlinson, 2006
- 7 LaDainian Tomlinson, 2002
Don Woods, 1974
- 6 Ryan Mathews, 2013
LaDainian Tomlinson, 2007
LaDainian Tomlinson, 2004
LaDainian Tomlinson, 2003
Natrone Means, 1994

Most Consecutive Games, 100 Yards or More

- 9 LaDainian Tomlinson, 2006
- 5 Natrone Means, 1994
- 4 LaDainian Tomlinson, 2007

Most Games 200 Yards or More, Career

- 4 LaDainian Tomlinson, 2001-09
- 1 Gary Anderson, 1985-88

Longest Run

- 87t Melvin Gordon, Oct. 29, 2017 at New England
Paul Lowe, Sept. 10, 1961 at Dallas Texans
- 86t Keith Lincoln, Sept. 30, 1962 at Oakland
- 85t LaDainian Tomlinson, Dec. 17, 2006 vs. K.C.

RUSHING TOUCHDOWNS

Most Seasons Leading League

- 3 LaDainian Tomlinson, 2004, 2006, 2007
- 1 Chuck Muncie, 1981
Paul Lowe, 1961, 1965

Most, Career

- 138 LaDainian Tomlinson, 2001-09
- 43 Chuck Muncie, 1980-84
- 39 Austin Ekeler, 2017-23

Most, Season

- 28* LaDainian Tomlinson, 2006
- 19 Chuck Muncie, 1981
- 18 LaDainian Tomlinson, 2005

Most, Game

- 4 LaDainian Tomlinson, Oct. 14, 2007 vs. Oak.
LaDainian Tomlinson, Nov. 12, 2006 at Cin.
LaDainian Tomlinson, Oct. 15, 2006 at S.F.
Chuck Muncie, Nov. 29, 1981 vs. Denver
Clarence Williams, Sept. 16, 1979 vs. Buffalo
- 3 (22x), Last: M.Gordon, Oct. 15, 2018 at Cle.
- 2 (126x), Last: J.Dobbins, Nov. 17, 2024 vs. Cin.

Most Consecutive Games

- 18* LaDainian Tomlinson, 2004-05
- 9 Natrone Means, 1993-94
- 8 LaDainian Tomlinson, 2006

RUSHING AVERAGE

Most Seasons Leading League (min. 100 att.)

- 2 Paul Lowe, 1960, 1965
- 1 Dickie Post, 1968
Brad Hubbard, 1967
Keith Lincoln, 1963

Highest, Career (minimum 500 att.)

- 4.90 Paul Lowe, 1960-68
- 4.71 Keith Lincoln, 1961-66, '68
- 4.43 Dickie Post, 1967-70

Highest, Season (minimum 100 att.)

- 6.45 Keith Lincoln, 1963
- 6.29 Paul Lowe, 1960
- 5.71 Paul Lowe, 1963

Highest, Game (minimum 10 att.)

- 14.7 Michael Turner, Oct. 7, 2007 at Denver
- 13.8 Keith Lincoln, Sept. 30, 1962 at Oakland
- 13.5 J.K. Dobbins, Sept. 8, 2024 vs. Las Vegas

RUSHING ATTEMPTS

Most, Career

- 2,880 LaDainian Tomlinson, 2001-09
- 1,059 Melvin Gordon, 2015-19
- 1,031 Marion Butts, 1989-93

Most, Season

- 372 LaDainian Tomlinson, 2002
- 348 LaDainian Tomlinson, 2006
- 343 Natrone Means, 1994

Most, Game

- 39 LaDainian Tomlinson, Oct. 20, 2002 at Oak.
Marion Butts, Dec. 17, 1989 at Kansas City
- 37 (3x) Last: L.Tomlinson, Nov. 21, 2004 at Oak.
- 36 LaDainian Tomlinson, Sept. 9, 2001 vs. Was.
Gary Brown, Oct. 5, 1997 at Oakland

PASSING ATTEMPTS

Most Seasons Leading League

- 2 Dan Fouts, 1980, 1981
John Hadl, 1968, 1971
- 1 Philip Rivers, 2015

Most, Career

- 7,591 Philip Rivers, 2004-19
- 5,604 Dan Fouts, 1973-87
- 3,640 John Hadl, 1962-72

Most, Season

- 699 Justin Herbert, 2022
- 672 Justin Herbert, 2021
- 661 Philip Rivers, 2015

Most, Game

- 65 Philip Rivers, Oct. 18, 2015 at Green Bay
- 64 Justin Herbert, Jan. 9, 2022 at Las Vegas (OT)
- 58 Philip Rivers, Oct. 25, 2015 vs. Oakland
Mark Herrmann, Dec. 22, 1985 at K.C.

PASS COMPLETIONS

Most Seasons Leading League

- 2 Dan Fouts, 1980, 1981
John Hadl, 1968, 1971
- 1 Philip Rivers, 2015

Most, Career

- 4,908 Philip Rivers, 2004-19
- 3,297 Dan Fouts, 1973-87
- 1,847 Justin Herbert, 2020-24

Most, Season

- 477 Justin Herbert, 2022
- 443 Justin Herbert, 2021
- 437 Philip Rivers, 2015

Most, Game

- 43 Philip Rivers, Oct. 18, 2015 at Green Bay
- 40 Justin Herbert, Sept. 24, 2023 at Minnesota
- 39 Justin Herbert, Dec. 11, 2022 vs. Miami

Most Consecutive

- 25* Philip Rivers, Nov. 25, 2018 vs. Arizona
- 22 Philip Rivers, Sept. 13, 2015 vs. Detroit –
Sept. 20, 2015 at Cincinnati
- 20 Philip Rivers, Sept. 13, 2015 vs. Detroit

COMPLETION PERCENTAGE

Most Seasons Leading League (min. 140 att.)

- 1 Philip Rivers, 2013
Mark Herrmann, 1985
Dan Fouts, 1979
Tobin Rote, 1963

Highest, Career (minimum 500 att.)

- 66.2 Justin Herbert, 2020-24
- 64.7 Philip Rivers, 2004-19
- 62.2 Drew Brees, 2001-05

Highest, Season (minimum 140 att.)

- 69.5 Philip Rivers, 2013
- 68.2 Justin Herbert, 2022
- 68.3 Philip Rivers, 2018

Highest, Game (minimum 20 att.)

- 96.6 Philip Rivers, Nov. 25, 2018 vs. Ari. (28-of-29)
- 90.0 Philip Rivers, Nov. 1, 2012 vs. K.C. (18-of-20)
- 88.0 Drew Brees, Oct. 31, 2004 vs. Oak. (22-of-25)

PASSING YARDS

Most Seasons Leading League

- 4 Dan Fouts, 1979, 1980, 1981, 1982
- 3 John Hadl, 1965, 1968, 1971
- 1 Philip Rivers, 2010

Most, Career

- 59,271 Philip Rivers, 2004-19
- 43,040 Dan Fouts, 1973-87
- 26,938 John Hadl, 1962-72

Most, Season

- 5,014 Justin Herbert, 2021
- 4,802 Dan Fouts, 1981
- 4,792 Philip Rivers, 2015

Most, Game

- 503 Philip Rivers, Oct. 18, 2015 at Green Bay
- 455 Philip Rivers, Sept. 26, 2010 at Seattle
- 444 Dan Fouts, Dec. 11, 1982 at San Francisco
Dan Fouts, Oct. 19, 1980 vs. N.Y. Giants

Most Games 300 Yards or More, Career

- 70 Philip Rivers, 2004-19
- 51 Dan Fouts, 1973-87
- 26 Justin Herbert, 2020-24

Most Games 300 Yards or More, Season

- 9 Justin Herbert, 2021
- 8 Justin Herbert, 2020
Philip Rivers, 2015, 2019
Dan Fouts, 1980
- 7 Dan Fouts, 1981, 1985

Most Consecutive Games, 300 Yards or More

- 5 Philip Rivers, 2015
- 4 Dan Fouts, 1979, 1980-81
- 3 Justin Herbert, 2020-21, 2021, 2022
Philip Rivers, 2010-11, 2016, 2017
Dan Fouts, 1980, 1985
John Hadl, 1967

Most Games 400 Yards or More, Career

- 11 Philip Rivers, 2004-19
- 6 Dan Fouts, 1973-87
- 1 Justin Herbert, 2020-24
Jim Harbaugh, 1999-2000

Longest Completion

- 99t* Stan Humphries, Sept. 18, 1994 at Seattle
- 91t Jack Kemp, Nov. 12, 1961 at Denver
- 88t Ed Luther, Dec. 3, 1984 vs. Chicago

TOUCHDOWN PASSES

Most Seasons Leading League

- 2 Dan Fouts, 1981, 1982
John Hadl, 1968, 1971
- 1 Philip Rivers, 2008

Most, Career

- 397 Philip Rivers, 2004-19
- 254 Dan Fouts, 1973-87
- 201 John Hadl, 1962-72

Most, Season

- 38 Justin Herbert, 2021
- 34 Philip Rivers, 2008
- 33 Philip Rivers, 2017-18
Dan Fouts, 1981

Most, Game

- 6 Dan Fouts, Nov. 22, 1981 at Oakland
- 5 (4x), Last: Drew Brees, Oct. 31, 2004 vs. Oak.
- 4 (32x), Last: J.Herbert, Nov. 12, 2023 vs. Det.

Most Consecutive Games

- 28 Philip Rivers, 2012-14
- 27 Philip Rivers, 2017-18
- 26 Justin Herbert, 2020-23

INTERCEPTIONS THROWN

Most Seasons Leading League (Most INTs)

- 2 Philip Rivers, 2014, 2016
John Hadl, 1968, 1972

Most, Career

- 242 Dan Fouts, 1973-87
- 211 John Hadl, 1962-72
- 198 Philip Rivers, 2004-19

Most, Season

- 32 John Hadl, 1968
- 26 John Hadl, 1972
- 25 John Hadl, 1971
Jack Kemp, 1960

Most, Game

- 6 Ed Luther, Oct. 31, 1983 vs. Washington
John Hadl, Dec. 8, 1968 vs. Kansas City
- 5 (9x), Last: C.Wheilihan, Dec. 13, 1998 at Sea.
- 4 (33x), Last: P.Rivers, Nov. 18, 2019 vs. K.C.

Fewest, Season (minimum 150 att.)

- 1 Justin Herbert, 2024 (366 att.)
Easton Stick, 2023 (174 att.)
- 3 Ed Luther, 1984 (151 att.)
- 4 Doug Flutie, 2003 (167 att.)
John Friesz, 1993 (238 att.)

Most Consecutive Attempts, None Intercepted

- 335 Justin Herbert, Sept. 15, 2024-Dec. 8, 2024
- 233 Justin Herbert, Dec. 26, 2022-Oct. 1, 2023
- 194 Drew Brees, Oct. 17-Dec. 5, 2004

Lowest Percentage, Season (minimum 150 att.)

- 0.3 Justin Herbert, 2024
- 0.6 Easton Stick, 2023
- 1.4 Justin Herbert, 2022
- 1.5 Justin Herbert, 2023

PASSER RATING

Most Seasons Leading League (min. 300 att.)

- 1 Philip Rivers, 2008

Highest, Career (minimum 500 att.)

- 96.0 Justin Herbert, 2020-24
- 95.1 Philip Rivers, 2004-19
- 84.9 Drew Brees, 2001-05

Highest, Season (minimum 300 att.)

- 105.5 Philip Rivers, 2008, 2013, 2018
- 104.8 Drew Brees, 2004
- 104.4 Philip Rivers, 2009

Highest, Game (minimum 20 att.)

- 157.1 Dan Fouts, Sept. 7, 1981 at Cleveland
- 154.4 Philip Rivers, Dec. 8, 2019 at Jacksonville
- 153.1 Drew Brees, Oct. 31, 2004 vs. Oakland

RECEIVING YARDS

Most Seasons Leading League

- 3 Lance Alworth, 1965, 1966, 1968
- 1 Wes Chandler, 1982
John Jefferson, 1980

Most, Career

- 11,841 Antonio Gates, 2003-18
- 10,530 Keenan Allen, 2013-23
- 9,584 Lance Alworth, 1962-70

Most, Season

- 1,602 Lance Alworth, 1965
- 1,393 Keenan Allen, 2017
- 1,383 Lance Alworth, 1966

Most, Game

- 260 Wes Chandler, Dec. 20, 1982 vs. Cincinnati
- 243 Wes Chandler, Sept. 15, 1985 vs. Seattle
- 232 Lance Alworth, Oct. 20, 1963 at Kansas City

Most Games 100 Yards or More, Career

- 41 Lance Alworth, 1962-70
- 38 Keenan Allen, 2013-23
- 24 Kellen Winslow, 1979-87

Most Games 100 Yards or More, Season

- 9 Lance Alworth, 1965
- 8 Lance Alworth, 1966
- 7 Keenan Allen, 2017
John Jefferson, 1980

Most Consecutive Games, 100 Yards or More

- 5 Lance Alworth, 1966
- 4 Keenan Allen, 2017
Wes Chandler, 1982
John Jefferson, 1979-80
Charlie Joiner, 1976
Lance Alworth, 1968
Lance Alworth, 1965
- 3 Keenan Allen, 2023
Kellen Winslow, 1982
Kellen Winslow, 1980
John Jefferson, 1980
John Jefferson, 1979
Gary Garrison, 1971
Lance Alworth, 1967
Lance Alworth, 1965
Lance Alworth, 1964

Most Games 200 Yards or More, Career

- 5* Lance Alworth, 1962-70
- 2 Wes Chandler, 1981-87
- 1 Keenan Allen, 2013-23
Malcom Floyd, 2004-15

Longest Reception

- 99t* Tony Martin, Sept. 18, 1994 at Seattle
- 91t Keith Lincoln, Nov. 12, 1961 at Denver
- 88t Bobby Duckworth, Dec. 3, 1984 at Chicago

RECEIVING AVERAGE

Most Seasons Leading League (min. 35 rec.)

- 1 Mike Williams, 2019
Malcom Floyd, 2011
Wes Chandler, 1982
Gary Garrison, 1970
Lance Alworth, 1965

Average per Catch, Career (minimum 250 rec.)

- 19.4 Lance Alworth, 1962-70
- 18.6 Gary Garrison, 1966-76
- 17.5 Vincent Jackson, 2005-11

Average per Catch, Season (minimum 35 rec.)

- 23.2 Lance Alworth, 1965
- 22.9 Gary Garrison, 1970
- 21.2 Gary Garrison, 1968, 1971

Highest, Game (minimum 5 rec.)

- 36.0 Lance Alworth, Nov. 2, 1963 at New York Jets
- 33.6 Lance Alworth, Nov. 15, 1964 at Kansas City
- 32.0 Lance Alworth, Dec. 19, 1965 vs. Oakland

RECEPTIONS

Most Seasons Leading League

- 3 Lance Alworth, 1966, 1968, 1969
- 2 Kellen Winslow, 1980, 1981

Most, Career

- 955 Antonio Gates, 2003-18
- 904 Keenan Allen, 2013-23
- 586 Charlie Joiner, 1976-86

Most, Season

- 108 Keenan Allen, 2023
- 107 Austin Ekeler, 2022
- 106 Keenan Allen, 2021

Most, Game

- 18 Keenan Allen, Sept. 24, 2023 at Minnesota
- 16 Keenan Allen, Nov. 22, 2020 vs. N.Y. Jets
- 15 Austin Ekeler, Oct. 6, 2019 vs. Denver
Keenan Allen, Sept. 13, 2015 vs. Detroit
Kellen Winslow, Oct. 7, 1984 at Green Bay

Most Consecutive Games With a Catch

- 96 Lance Alworth, 1962-69
- 80 Antonio Gates, 2003-08
- 78 Charlie Joiner, 1978-84

RECEIVING TOUCHDOWNS

Most Seasons Leading League

- 3 Lance Alworth, 1964, 1965, 1966
- 2 John Jefferson, 1978, 1980
- 1 Tony Martin, 1996
Wes Chandler, 1982

Most, Career

- 116 Antonio Gates, 2003-18
- 81 Lance Alworth, 1962-70
- 59 Keenan Allen, 2013-23

Most, Season

- 14 Tony Martin, 1996
Lance Alworth, 1965
- 13 Antonio Gates, 2004
John Jefferson, 1978, 1980
Lance Alworth, 1964, 1966
- 12 Antonio Gates, 2014
Gary Garrison, 1970

Most, Game

- 5* Kellen Winslow, Nov. 22, 1981 at Oakland
- 4 Lance Alworth, Dec. 1, 1968 at Denver
- 3 (14x) Last: D.Woodhead, Dec. 20, 2015 vs. Mia.

Most Consecutive Games

- 9 Antonio Gates, 2009-10
Lance Alworth, 1963
- 7 Lance Alworth, 1967
- 6 John Jefferson, 1980
Lance Alworth, 1964

SCRIMMAGE YARDS

Most Seasons Leading League

- 2 Lance Alworth, 1965, 1968
- 1 LaDainian Tomlinson, 2003

Most, Career

- 16,445 LaDainian Tomlinson, 2001-09
11,841 Antonio Gates, 2003-18
10,643 Keenan Allen, 2013-23

Most, Season

- 2,370 LaDainian Tomlinson, 2003
2,323 LaDainian Tomlinson, 2006
2,172 LaDainian Tomlinson, 2002

Most, Game

- 271 LaDainian Tomlinson, Dec. 1, 2002 vs. Den.
261 Melvin Gordon, Nov. 6, 2016 vs. Tennessee
260 LaDainian Tomlinson, Dec. 28, 2003 vs. Oak.
Wes Chandler, Dec. 20, 1982 vs. Cincinnati

Most Games 100 Yards or More, Career

- 79 LaDainian Tomlinson, 2001-09
44 Lance Alworth, 1962-70
39 Keenan Allen, 2013-23

Most Games 100 Yards or More, Season

- 14 LaDainian Tomlinson, 2006
11 LaDainian Tomlinson, 2003
10 Ryan Mathews, 2011
LaDainian Tomlinson, 2004
LaDainian Tomlinson, 2002

Most Consecutive Games, 100 Yards or More

- 11 LaDainian Tomlinson, 2006
6 Melvin Gordon, 2018
Ryan Mathews, 2011
LaDainian Tomlinson, 2007
LaDainian Tomlinson, 2004
5 Natrone Means, 1994
Lydell Mitchell, 1978

Most Games 200 Yards or More, Career

- 12 LaDainian Tomlinson, 2001-09
5 Lance Alworth, 1962-70
2 Lionel James, 1984-88
Wes Chandler, 1981-87

INTERCEPTIONS

Most Seasons Leading League

- 1 Casey Hayward, 2016
- Eric Weddle, 2011
- Antonio Cromartie, 2007

Most, Career

- 42 Gill Byrd, 1983-92
29 Dick Harris, 1960-65
26 Rodney Harrison, 1994-2002

Most, Season

- 10 Antonio Cromartie, 2007
9 Charlie McNeil, 1961
8 (4x) Last: Ryan McNeil, 2001

Most, Game

- 3 Antonio Cromartie, Nov. 11, 2007 vs. Ind.
Dwayne Harper, Nov. 27, 1995 vs. Oakland
Pete Shaw, Nov. 2, 1980 at Cincinnati
Clarence Duren, Oct. 30, 1977 at Miami
Chris Fletcher, Nov. 30, 1975 at Denver (OT)
Joe Beauchamp, Sept. 24, 1972 vs. Denver
Leslie "Speedy" Duncan, Sept. 25, 1966 at Oak.
Bud Whitehead, Oct. 10, 1965 at Buffalo
Dick Harris, Nov. 17, 1963 at Buffalo
C.McNeil, Sept. 24, 1961 vs. Houston Oilers
C.McNeil, Dec. 18, 1960 vs. Titans of N.Y.
2 (87x) Last: Tarheeb Still, Dec. 1, 2024 at Atl.

Most Consecutive Games

- 5 Charlie McNeil, 1961
4 Greg Jackson, 1998
Gill Byrd, 1989
Mike Fuller, 1977
Bryant Salter, 1972
3 (18x) Last: Stephen Cooper, 2008

INTERCEPTION RETURN YARDS

Most Seasons Leading League

- 1 Vencie Glenn, 1987
- Charlie McNeil, 1961

Most, Career

- 546 Gill Byrd, 1983-92
502 Charlie McNeil, 1960-64
477 Kenny Graham, 1964-69

Most, Season

- 349 Charlie McNeil, 1961
224 Stanley Richard, 1994
166 Vencie Glenn, 1987

Most, Game

- 177* Charlie McNeil, Sept. 24, 1961 vs. Hou. Oilers
106 Woodrow Lowe, Nov. 18, 1979 vs. Pittsburgh
103 Vencie Glenn, Nov. 29, 1987 vs. Denver

Longest Return

- 103t Vencie Glenn, Nov. 29, 1987 vs. Denver
102t Donald Frank, Oct. 31, 1993 at L.A. Raiders
100t Leslie "Speedy" Duncan, Oct. 15, 1967 vs. K.C.

INTERCEPTION TOUCHDOWNS

Most Seasons Leading League

- 1 Clinton Hart, 2005
- Jeffery Dale, 1985
- John Hendy, 1985
- Gill Byrd, 1984
- Woodrow Lowe, 1979
- Fred Dean, 1977
- Leroy Jones, 1977
- Kenny Graham, 1969
- Joe Beauchamp, 1968
- Earl Faison, 1964
- Henry Schmidt, 1964
- Claude Gibson, 1962
- Dick Harris, 1961

Most, Career

- 5 Kenny Graham, 1964-69
Dick Harris, 1960-65
4 Woodrow Lowe, 1976-86
3 Eric Weddle, 2007-15
Joe Beauchamp, 1966-75

Most, Season

- 3 Dick Harris, 1961
2 (9x) Last: Demorrio Williams, 2012
1 (78x) Last: Tarheeb Still, 2024

Most, Game

- 1 (99x) Last: Tarheeb Still, Dec. 1, 2024 at Atl.

SACKS

Most Seasons Leading League

- 1 Shawne Merriman, 2006

Most, Career

- 105.5 Leslie O'Neal, 1986-95
71.0 Joey Bosa, 2016-24
69.5 Shaun Phillips, 2004-12

Most, Season

- 17.5 Gary Johnson, 1980
17.0 Khalil Mack, 2023
Shawne Merriman, 2006
Leslie O'Neal, 1992
Steve DeLong, 1969
15.5 Fred Dean, 1978

Most, Game (since 1982)

- 6.0 Khalil Mack, Oct. 1, 2023 vs. Las Vegas
5.0 Leslie O'Neal, Nov. 16, 1986 vs. Dallas
4.0 Antwan Barnes, Dec. 18, 2011 vs. Baltimore
Shaun Phillips, Oct. 3, 2010 vs. Arizona
Leslie O'Neal, Oct. 22, 1995 at Seattle
Leslie O'Neal, Dec. 6, 1992 at Phoenix
Leslie O'Neal, Dec. 22, 1991 vs. Denver

PUNTS

Most Seasons Leading League

- 1 Paul Maguire, 1962

Most, Career

- 771 Darren Bennett, 1995-2003
756 Mike Scifres, 2003-15
519 Dennis Pardee, 1968-75

Most, Season

- 95 Darren Bennett, 1998
92 Darren Bennett, 2000
89 Darren Bennett, 1997, 1999

Most, Game

- 11 (5x), Last: D.Bennett, Oct. 11, 1998 at Oak.
10 (10x) Last: D.Kaser, Nov. 12, 2017 at Jax.
9 (14x), Last: D.Kaser, Dec. 24, 2017 at N.Y. Jets

PUNT YARDS

Most Seasons Leading League

- 1 Paul Maguire, 1962

Most, Career

- 34,152 Mike Scifres, 2003-15
33,776 Darren Bennett, 1995-2003
21,417 Dennis Pardee, 1968-75

Most, Season

- 4,248 Darren Bennett, 2000
4,174 Darren Bennett, 1998
3,972 Darren Bennett, 1997

Most, Game

- 522 Darren Bennett, Oct. 11, 1998 at Oakland
493 Mike Scifres, Nov. 18, 2012 at Denver
492 Dennis Pardee, Nov. 10, 1974 at Kansas City

Longest Punt

- 83 JK Scott, Dec. 10, 2023 vs. Denver
82 Paul Maguire, Nov. 19, 1961 vs. Dallas Texans
73 Dennis Pardee, Oct. 17, 1971 at Denver

PUNTING AVERAGE

Most Seasons Leading League (min. 50 punts)

- 1 Darren Bennett, 2000

Highest, Career (minimum 100 punts)

- 47.4 Drew Kaser, 2016-18
46.5 Ty Long, 2019-21
45.6 JK Scott, 2022-24
45.2 Mike Scifres, 2003-15

Highest, Season (minimum 50 punts)

- 48.3 Mike Scifres, 2012
48.1 Drew Kaser, 2017
46.9 JK Scott, 2024
46.8 Ty Long, 2020

Highest, Game (minimum 4 punts)

- 59.5 Mike Scifres, Oct. 17, 2010 at St. Louis
Darren Bennett, Oct. 1, 1995 at Pittsburgh
57.4 JK Scott, Dec. 10, 2023 vs. Denver
57.3 JK Scott, Oct. 27, 2024 vs. New Orleans

PUNT RETURN YARDS

Most Seasons Leading League

- 1 Leslie "Speedy" Duncan, 1965

Most, Career

- 2,388 Mike Fuller, 1975-80
1,651 Leslie "Speedy" Duncan, 1964-70
1,407 Darrien Gordon, 1993-96

Most, Season

- 537 Darrien Gordon, 1996
489 Eric Metcalf, 1997
475 Darrien Gordon, 1994

Most, Game

- 168 Eric Metcalf, Nov. 2, 1997 at Cincinnati
136 Mike Fuller, Nov. 21, 1976 at Buffalo
133 Andre Coleman, Sept. 17, 1995 at Philadelphia

Longest Return

- 95t Leslie "Speedy" Duncan, Nov. 24, 1968 vs. NYJ
90t Darrien Gordon, Sept. 25, 1994 at L.A. Raiders
88t Andre Coleman, Sept. 17, 1995 at Philadelphia
Mike Fuller, Oct. 9, 1977 at New Orleans

PUNT RETURN AVERAGE

Most Seasons Leading League (min. 20 ret.)

- 1 Derius Davis, 2023
- Ron Smith, 1973
- Leslie "Speedy" Duncan, 1965

Highest, Career (minimum 50 ret.)

- 13.7 Darrien Gordon, 1993-96
- 12.0 Leslie "Speedy" Duncan, 1964-70
- 11.3 Mike Fuller, 1975-80

Highest, Season (minimum 20 ret.)

- 16.0 Derius Davis, 2023
- 15.5 Leslie "Speedy" Duncan, 1965
- 14.9 Darrien Gordon, 1996

PUNT RETURN TOUCHDOWNS

Most Seasons Leading League

- 2 Leslie "Speedy" Duncan, 1965, 1966
- 1 Derius Davis, 2023
- Desmond King, 2018
- Eric Metcalf, 1997
- Andre Coleman, 1995
- Darrien Gordon, 1994
- Nate Lewis, 1990
- Kitrick Taylor, 1990
- Ron Smith, 1973

Most, Career

- 4 Leslie "Speedy" Duncan, 1964-70
- 3 Eric Metcalf, 1997
- Darrien Gordon, 1993-96
- 2 (5x) Last: Desmond King, 2017-19

Most, Season

- 3 Eric Metcalf, 1997
- 2 (3x) Last: Darrien Gordon, 1994
- 1 (20x) Last: Derius Davis, 2023

Most, Game

- 2* Eric Metcalf, Nov. 2, 1997 at Cincinnati
- 1 (26x) Last: Derius Davis, Nov. 6, 2023 at NYJ

PUNT RETURNS

Most, Career

- 212 Mike Fuller, 1975-80
- 138 Leslie "Speedy" Duncan, 1964-70
- 124 Lionel James, 1984-88

Most, Season

- 46 Mike Fuller, 1979
- 45 Eric Metcalf, 1997
- 39 Mike Fuller, 1978

Most, Game

- 8 (4x) Last: Leon Johnson, Dec. 7, 2003 at Det.
- 7 (4x) Last: M.Fuller, Dec. 17, 1978 at Hou. Oilers
- 6 (9x) Last: J.Herndon, Dec. 20, 2015 vs. Mia.

Most Fair Catches, Season

- 29 Derius Davis, 2023
- 25 Travis Benjamin, 2017
- 24 Kenny Graham, 1969

Most Fair Catches, Game

- 6 Derius Davis, Dec. 10, 2023 vs. Denver
- Phil McConkey, Dec. 17, 1989 at Kansas City
- 5 Travis Benjamin, Oct. 22, 2017 vs. Denver
- Jeff Graham, Sept. 3, 2000 at Oakland
- Kenny Graham, Oct. 4, 1969 vs. Cincinnati

KICKOFF RETURN YARDS

Most Seasons Leading League

- 1 Ronney Jenkins, 2001
- Lionel James, 1984
- James Brooks, 1982

Most, Career

- 6,469 Darren Sproles, 2005-10
- 3,997 Ronney Jenkins, 2000-02
- 3,914 Andre Coleman, 1994-96

Most, Season

- 1,541 Ronney Jenkins, 2001
- 1,531 Ronney Jenkins, 2000
- 1,528 Darren Sproles, 2005

Most, Game

- 250 Ronney Jenkins, Nov. 18, 2001 at Oakland
- 221 Ronney Jenkins, Sept. 10, 2000 vs. N.O.
- 215 Richard Goodman, Jan. 1, 2012 at Oakland

Longest Return

- 105t Richard Goodman, Jan. 1, 2012 at Oakland
- 103t Darren Sproles, Sept. 14, 2008 at Denver
- Keith Lincoln, Sept. 16, 1962 vs. Titans of N.Y.
- 101t Andre Roberts, Jan. 2, 2022 vs. Denver

KICKOFF RETURN AVERAGE

Most Seasons Leading League (min. 10 ret.)

- 1 Jimmy Warren, 1964

Highest, Career (minimum 75 ret.)

- 25.3 Leslie "Speedy" Duncan, 1964-70
- 25.1 Darren Sproles, 2005-10
- 24.2 Ronney Jenkins, 2000-02

Highest, Season (minimum 10 ret.)

- 32.8 Andre Roberts, 2021
- 29.7 Antonio Cromartie, 2006
- 29.5 Derius Davis, 2024
- 28.9 Nasir Adderley, 2020

KICKOFF RETURN TOUCHDOWNS

Most Seasons Leading League

- 2 Anthony Miller, 1988, 1989
- 1 Richard Goodman, 2011
- Ronney Jenkins, 2001
- Andre Coleman, 1995
- Nate Lewis, 1991
- Jamie Holland, 1988
- Keith Lincoln, 1962

Most, Career

- 4 Andre Coleman, 1994-96
- 3 Ronney Jenkins, 2000-02
- 2 Darren Sproles, 2005-10
- Anthony Miller, 1988-93

Most, Season

- 2 Ronney Jenkins, 2001
- Andre Coleman, 1995
- Andre Coleman, 1994
- 1 (14x) Last: Andre Roberts, 2021

Most, Game

- 1 (20x) Last: A.Roberts, Jan. 2, 2022 vs. Den.

KICKOFF RETURNS

Most Seasons Leading League

- 1 Lionel James, 1984
- James Brooks, 1982

Most, Career

- 258 Darren Sproles, 2005-10
- 166 Andre Coleman, 1994-96
- 165 Ronney Jenkins, 2000-02

Most, Season

- 67 Ronney Jenkins, 2000
- 63 Darren Sproles, 2005
- 62 Andre Coleman, 1995

Most, Game

- 8 (5x) Last: Darren Sproles, Oct. 26, 2008 at N.O. in London
- 7 (13x) Last: D.Sproles, Oct. 19, 2009 vs. Den.
- 6 (36x) Last: R.Goodman, Jan. 1, 2012 at Oak.

COMBINED KICK & PUNT RETURN YARDS

Most Seasons Leading League

- 1 James Brooks, 1982
- Leslie "Speedy" Duncan, 1965

Most, Career

- 7,404 Darren Sproles, 2005-10
- 5,037 Leslie "Speedy" Duncan, 1964-70
- 4,240 Andre Coleman, 1994-96

Most, Season

- 1,737 Andre Coleman, 1995
- 1,636 Darren Sproles, 2005
- 1,625 Darren Sproles, 2008

COMBINED KICK & PUNT RETURNS

Most Seasons Leading League

- 1 Leslie "Speedy" Duncan, 1965

Most, Career

- 372 Darren Sproles, 2005-10
- 289 Mike Fuller, 1975-80
- 272 Leslie "Speedy" Duncan, 1964-70

Most, Season

- 90 Andre Coleman, 1995
- 81 Darren Sproles, 2005
- 80 Darren Sproles, 2009

SERVICE

Most Seasons

- 17 David Binn, 1994-2010
- 16 Philip Rivers, 2004-19
- Antonio Gates, 2003-18
- 15 Dan Fouts, 1973-87
- Russ Washington, 1968-82
- 14 Don Macek, 1976-89
- Doug Wilkerson, 1971-84

Most Games

- 256 David Binn, 1994-10
- 236 Antonio Gates, 2003-18
- 228 Philip Rivers, 2004-19
- 200 Junior Seau, 1990-2002
- Russ Washington, 1968-82

Most Consecutive Games

- 225 Philip Rivers, 2005-19
- 179 David Binn, 1994-10
- 178 Russ Washington, 1968-80

Most Consecutive Starts

- 224 Philip Rivers, 2006-19
- 148 Russ Washington, 1970-80
- 140 Walt Sweeney, 1964-73

TEAM RECORDS

*NFL Record | †strike-shortened 1982 season

GAMES WON

Most, Season

- 14 2006
- 13 2009
- 12 1961, 1979, 2004, 2018

Fewest, Season

- 1 2000
- 2 1973, 1975
- 4 1962, 1972, 1986, 1991, 1997, 2003, 2015

Most Consecutive

- 15 Nov. 27, 1960-Dec. 3, 1961
- 11 (3x) Last: Oct. 25, 2009-Jan. 3, 2010
- 8 (7x) Last: Oct. 25, 2004-Dec. 13, 2004

Most Consecutive at Home

- 10 Nov. 5, 1978-Nov. 25, 1979
- 9 (3x) Last: Sept. 17, 2006-Sept. 9, 2007
- 8 (4x) Last: Sept. 17, 2006-Dec. 31, 2006

Most Consecutive on Road

- 11 Oct. 2, 1960-Nov. 12, 1961
- 6 (4x) Last: Oct. 14, 2018 -Dec. 30, 2018
- 5 (5x) Last: Oct. 14, 2018 -Dec. 13, 2018

Most Consecutive at Start of Season

- 11 1961
- 6 1994
- 4 1966, 1980, 2002

GAMES LOST

Most, Season

- 15 2000
- 12 1975, 1986, 1991, 1997, 2003, 2015, 2023
- 11 1973, 1998, 2001, 2016, 2019

Fewest, Season

- 2 1961, 1965, 2006
- 3 2009, 1963, 1982†
- 4 1960, 1979, 2004, 2018

Most Consecutive

- 11 (2x) Last: Sept. 3, 2000-Nov. 19, 2000
- 9 (5x) Last: Dec. 4, 2016-Oct. 1, 2017
- 8 (9x) Last: Dec. 4, 2016-Sept. 24, 2017

Most Consecutive at Home

- 7 Nov. 13, 2016-Oct. 1, 2017
- 6 (2x) Last: Nov. 13, 2016-Sept. 24, 2017
- 5 (11x) Last: Nov. 12, 2023-Jan. 7, 2024

Most Consecutive on Road

- 11 Oct. 6, 1985-Oct. 26, 1986
- 8 (4x) Last: Sept. 3, 2000-Dec. 17, 2000
- 7 (7x) Last: Nov. 10, 2002-Oct. 5, 2003

Most Consecutive on Road w/o Victory (Ties incl.)

- 14 Nov. 22, 1970-Nov. 19, 1972

POINTS

Most Seasons Leading League

- 6 1963, 1965, 1981, 1982, 1985, 2006

Most, Season

- 492 2006
- 478 1981
- 474 2021

Most, Game

- 58 Dec. 22, 1963 vs. Denver
- 55 Nov. 22, 1981 at Oakland
Oct. 20, 1968 vs. Denver
- 54 Nov. 19, 2017 vs. Buffalo

Most Game, Both Teams

- 98 Dec. 8, 1985 vs. Pittsburgh
- 93 Dec. 18, 1960 vs. Titans of New York
- 90 Nov. 12, 2006 at Cincinnati

Most, Half

- 42 Nov. 12, 2006 at Cincinnati (2nd half)
- 41 Nov. 5, 1961 vs. Titans of N.Y. (2nd half)
- 37 Nov. 19, 2017 vs. Buffalo (1st half)

Most, Quarter

- 28 Nov. 25, 2018 vs. Arizona (2nd quarter)
Nov. 15, 1964 at K.C. (2nd quarter)
Nov. 5, 1961 vs. Titans of N.Y. (3rd quarter)
Sept. 24, 1961 vs. Houston Oilers (2nd quarter)

Most, Quarter, Both Teams

- 41 Nov. 21, 2021 vs. Pittsburgh (4th quarter)
Oct. 10, 2021 vs. Cleveland (4th quarter)
- 38 Dec. 26, 2021 at Houston (4th quarter)
Sept. 14, 2008 at Denver (2nd quarter)
Oct. 19, 1986 at Kansas City (2nd quarter)
Oct. 6, 1963 at Denver (2nd quarter)
Oct. 7, 1961 at Boston (2nd quarter)

Fewest, Season

- 188 1973
- 189 1975
- 212 1974

Fewest, Game

- 0 (29x) Last: Dec. 6, 2020 vs. New England

Most Consecutive Games Not Shutout

- 240 Nov. 7, 1999-Nov. 2, 2014
- 114 Oct. 4, 1992-Oct. 24, 1999
- 105 Sept. 7, 1962-Oct. 26, 1969
- 98 Nov. 16, 2014-Nov. 29, 2020

TOUCHDOWNS

Most Seasons Leading League

- 6 1963, 1979, 1981, 1982, 1985, 2006

Most, Season

- 61 1981
- 60 1985
- 59 2006

Most, Game

- 8 Dec. 8, 1985 vs. Pittsburgh
Nov. 22, 1981 at Oakland
- 7 (9x) Last: Oct. 10, 2021 vs. Cleveland
- 6 (37x) Last: Dec. 8, 2019 at Jacksonville

Fewest, Season

- 22 1973, 1975
- 23 1998
- 25 1977, 1999

POINTS AFTER TOUCHDOWN

Most Seasons Leading League

- 5 1965, 1981, 1982, 1985, 2006

Most, Season

- 58 2006
- 55 1981
- 54 2004

Most, Game

- 7 (7x) Last: Dec. 28, 2008 vs. Denver
- 6 (30x) Last: Dec. 8, 2019 at Jacksonville
- 5 (54x) Last: Nov. 12, 2023 vs. Detroit

Fewest, Season

- 19 1973, 1998
- 20 1975
- 21 1977

TWO-POINT CONVERSIONS

Most Seasons Leading League

- 4 2008, 2010, 2018, 2021

Most, Season

- 7 2021
- 6 2018
- 3 1994

Most, Game (since 1994)

- 2 Dec. 2, 2018 at Pittsburgh
Sept. 9, 2018 vs. Kansas City
Oct. 25, 2015 vs. Oakland
- 1 (40x) Last: Dec. 1, 2024 at Atlanta

Most Attempts, Season

- 11 2021
- 8 2018
- 7 1994

Most Attempts, Game (since 1994)

- 3 Dec. 26, 2021 at Houston
Sept. 9, 2018 vs. Kansas City
Sept. 4, 1994 at Denver
- 2 (6x) Last: Oct. 10, 2021 vs. Cleveland
- 1 (52x) Last: Dec. 1, 2024 at Atlanta

FIELD GOALS

Most Seasons Leading League

- 2 1994, 2009

Most, Season

- 34 1994, 2013
- 32 2009
- 31 1993, 1999, 2022, 2023

Most, Game

- 6 (3x) Last: Oct. 5, 1997 at Oakland
- 5 (13x) Last: Oct. 21, 2024 at Arizona
- 4 (39x) Last: Jan. 7, 2024 vs. Kansas City

Most Attempts, Season

- 43 2001
- 40 1993
- 38 1994

Most Attempts, Game

- 7 Oct. 8, 1966 at N.Y. Jets
- 6 (6x) Last: Nov. 19, 2017 vs. Buffalo
- 5 (29x) Last: Oct. 21, 2024 at Arizona

Most, Game, Both Teams

- 9 Sept. 29, 1996 vs. Kansas City
- 8 Nov. 3, 1996 at Indianapolis
Nov. 9, 1975 vs. New England
- 7 (17x) Last: Oct. 17, 2022 vs. Denver (OT)

Most Attempts, Game, Both Teams

- 10 (4x) Last: Dec. 12, 1999 vs. Seattle
- 9 (3x) Last: Dec. 1, 2002 vs. Denver
- 8 (24x) Last: Dec. 31, 2023 at Denver

Fewest Made, Season

- 6 1974
- 10 1976
- 12 1964, 1970, 1973, 1975

Fewest Attempts, Season

- 16 1974
- 19 1970
- 20 1962, 1976, 1988, 2003

FIRST DOWNS

Most Seasons Leading League (Total)

7 1965, 1969, 1980, 1981, 1982, 1983, 1985

Most, Season

401 2021
380 1985
379 1981

Most, Game

35 Oct. 19, 1986 at Kansas City
34 Nov. 18, 1984 vs. Miami (OT)
Dec. 20, 1982 vs. Cincinnati
33 Nov. 21, 2021 vs. Pittsburgh
Sept. 9, 2018 vs. Kansas City
Sept. 15, 2013 at Philadelphia
Oct. 31, 2004 vs. Oakland

Most, Game, Both Teams

62 Sept. 15, 1985 vs. Seattle
60 Sept. 10, 2023 vs. Miami
58 Dec. 29, 2002 vs. Seattle (OT)
Sept. 22, 1985 at Cincinnati
Nov. 18, 1984 vs. Miami (OT)

Fewest, Season

198 1973, 1975
208 1961
217 1962

Fewest, Game

3 Nov. 30, 1975 at Denver (OT)
5 Nov. 16, 2003 at Denver
Oct. 5, 1970 vs. Oakland
6 Dec. 24, 2000 vs. Pittsburgh
Nov. 22, 1987 at Seattle

Most Seasons Leading League (Rushing)

3 1963, 1965, 2006

Most by Rushing, Season

137 2006
131 2004
127 1965, 1981

Most by Rushing, Game

19 Nov. 27, 1960 vs. Oakland
18 Oct. 3, 1965 vs. Houston Oilers
17 (4x) Last: Sept. 10, 2023 vs. Miami

Fewest by Rushing, Game

0 Dec. 5, 2010 vs. Oakland
Nov. 14, 1999 at Oakland
1 (18x) Last: Oct. 29, 2023 vs. Chicago
2 (54x) Last: Oct. 16, 2023 vs. Dallas

Most Seasons Leading League (Passing)

7 1968, 1971, 1980, 1981, 1982, 1983, 1985

Most by Passing, Season

259 1985
256 2021
244 1980

Most by Passing, Game

27 Sept. 15, 1985 vs. Seattle
26 Oct. 18, 2015 at Green Bay
23 Dec. 20, 1982 vs. Cincinnati
Oct. 19, 1980 vs. N.Y. Giants

Fewest by Passing, Season

89 1975
93 1973
110 1961

Fewest by Passing, Game

0 Sept. 20, 1998 at Kansas City
1 Nov. 30, 1975 at Denver (OT)
2 (3x) Last: Nov. 16, 2003 at Denver

Most Seasons Leading League (Penalty)

2 1960, 1970

Most by Penalty, Season

39 2013, 2019
37 2004, 2014
36 2016, 2020

Most by Penalty, Game

7 Oct. 17, 2022 vs. Denver (OT)
Nov. 13, 2016 vs. Tennessee
Nov. 15, 1998 vs. Baltimore
Nov. 30, 1997 vs. Denver
6 (5x) Last: Nov. 30, 2014 at Baltimore
5 (23x) Last: Nov. 21, 2021 vs. Pittsburgh

Fewest by Penalty, Season

11 1975
12 1964
13 1968

NET YARDS GAINED

Most Seasons Leading League

8 1963, 1965, 1980, 1981, 1982, 1983, 1985, 2010

Most, Season

6,744 1981
6,634 2021
6,535 1985

Most, Game

661 Dec. 20, 1982 vs. Cincinnati
593 Nov. 10, 1985 vs. L.A. Raiders
581 Oct. 20, 1968 vs. Denver

Most, Game, Both Teams

1,102 Dec. 20, 1982 vs. Cincinnati
1,057 Oct. 20, 1968 vs. Denver
1,050 Sept. 15, 2013 at Philadelphia

Fewest, Season

3,411 1975
3,622 1973
3,953 1970

Fewest, Game

70 Nov. 2, 1969 at Denver
93 Oct. 5, 1975 vs. Oakland
96 Nov. 16, 2003 at Denver

Most Total Offensive Plays, Season

1,154 1984, 2022
1,135 1980
1,129 1981

Fewest Total Offensive Plays, Season

617 1982[†]
753 1963
759 1964

RUSHING

Most Seasons Leading League (Attempts)

1 1965

Most Attempts, Season

590 1978
525 2004
522 2006

Most Attempts, Game

58 Nov. 20, 1977 vs. Oakland
53 Dec. 16, 2007 vs. Detroit
Sept. 10, 1978 vs. Oakland
Dec. 3, 1972 vs. Oakland
52 Nov. 27, 1960 vs. Oakland

Fewest Attempts, Season

267 1982[†]
351 2000
361 1966

Most Seasons Leading League (Yards)

2 1963, 1965

Most Yards, Season

2,578 2006
2,257 1990
2,248 1991

Most Yards, Game

289 Dec. 28, 2008 vs. Denver
287 Oct. 13, 1963 vs. N.Y. Jets
274 Dec. 16, 2007 vs. Detroit

Fewest Yards, Game

2 Dec. 17, 1961 vs. Boston
3 Nov. 19, 1961 vs. Dallas Texans
11 Nov. 20, 1960 vs. Buffalo

Most Seasons Leading League (Touchdowns)

4 1961, 1981, 1982, 2006

Most Touchdowns, Season

32 2006
26 1981
25 1979

Fewest Touchdowns, Season

4 2012, 2015
5 1997
6 2014

Most Touchdowns, Game

5 (4x) Last: Dec. 28, 2008 vs. Denver
4 (22x) Last: Dec. 25, 2009 at Tennessee
3 (49x) Last: Sept. 10, 2023 vs. Miami

RUSHING AVERAGE

Most Seasons Leading League

6 1960, 1963, 1965, 1969, 1991, 2003

Most, Season

5.6 1963
5.1 2003
4.9 2006

Highest, Game

8.52 Dec. 24, 1967 vs. N.Y. Jets
8.44 Dec. 22, 1963 vs. Denver
8.26 Nov. 5, 2006 vs. Cleveland

PASSING

Most Seasons Leading League (Attempts)

3 1968, 1984, 1985

Most Attempts, Season

711 2022

674 2021

667 2015

Most Attempts, Game

65 Oct. 18, 2015 at Green Bay

Oct. 19, 1986 at Kansas City

64 Jan. 9, 2022 at Las Vegas (OT)

58 Oct. 25, 2015 vs. Oakland

Dec. 22, 1985 at Kansas City

Fewest Attempts, Season

337 1975

338 1982†

349 1974

Fewest Attempts, Game

6 Dec. 19, 2004 at Cleveland

10 Dec. 18, 1988 vs. Kansas City

11 (2x) Last: Oct. 28, 2007 vs. Houston

Most Seasons Leading League (Completions)

3 1983, 1984, 1985

Most Completions, Season

485 2022

443 2021

442 2015

Most Completions, Game

43 Oct. 18, 2015 at Green Bay

41 Sept. 24, 2023 at Minnesota

39 Dec. 11, 2022 vs. Miami

Fewest Completions, Game

1 at Kansas City Sept. 20, 1998

3 vs. Oakland Oct. 5, 1975

4 at Cleveland Dec. 19, 2004

vs. Kansas City Nov. 2, 1986

Most Seasons Leading League (Net Yards)

11 1965, 1968, 1971, 1978, 1979, 1980, 1981, 1982,
1983, 1985, 2017

Most Net Yards Gained, Season

4,870 1985

4,800 2021

4,739 1981

Most Net Yards Gained, Game

494 Sept. 15, 1985 vs. Seattle

488 Oct. 18, 2015 at Green Bay

486 Dec. 20, 1982 vs. Cincinnati

Fewest Net Yards Gained, Season

1,610 1975

1,808 1973

2,244 1977

Fewest Net Yards Gained, Game

-22 Oct. 5, 1975 vs. Oakland

-19 Sept. 20, 1998 at Kansas City

7 Sept. 16, 1973 at Washington

Most Seasons Leading League (Touchdowns)

5 1971, 1981, 1982, 1985, 2008

Most Touchdowns, Season

38 2021

37 1985

34 1981, 2008

Fewest Touchdowns, Season

7 1975

9 1973

11 1977, 1988, 1998

Most Touchdowns, Game

7* Nov. 22, 1981 at Oakland

5 (9x) Last: Oct. 31, 2004 vs. Oakland

4 (35x) Last: Nov. 12, 2023 vs. Detroit

Most Seasons Leading League (Fewest INTs)

2 1966, 2004

Most Had Intercepted, Season

34 1962, 1998

33 1968, 1983, 1986

30 1964, 1973, 1978, 1985, 2000

Most Had Intercepted, Game

7 Dec. 13, 1998 at Seattle

Dec. 8, 1968 vs. Kansas City

6 (6x) Last: Oct. 24, 1999 vs. Green Bay

5 (14x) Last: Dec. 27, 1987 at Denver

Fewest Had Intercepted, Season

8 2004, 2023

9 2006

10 2009, 2020, 2022

SACKED ATTEMPTING TO PASS

Most Seasons Leading League (Least Sacked)

5 1963, 1964, 1967, 1968, 2017

Most Times, Season

57 1970

53 2000

51 1997

Fewest Times, Season

11 1967

12 1982†

18 1968, 2017

Most Times Sacked Opponent, Season

62 1986

61 2006

60 1980

Most Times Sacked Opponent, Game

11 Dec. 23, 2012 at N.Y. Jets

Nov. 16, 1986 vs. Dallas

10 Sept. 24, 1978 vs. Green Bay

9 (5x) Last: Dec. 24, 2016 at Cleveland

INTERCEPTIONS

Most Seasons Leading League (Interceptions)

3 1961, 2007, 2016

Most, Season

49* 1961

31 1969

30 1964, 2007

Most, Game

6 (6x) Last: Nov. 11, 2007 vs. Indianapolis

5 (9x) Last: Nov. 19, 2017 vs. Buffalo

4 (31x) Last: Dec. 1, 2024 at Atlanta

Most, Game, Both Teams

10 Dec. 13, 1998 at Seattle

9 Sept. 21, 1980 at Denver

Nov. 1, 1964 at Oakland

8 (11x) Last: Nov. 11, 2007 vs. Indianapolis

Fewest, Season

7 2014

9 1970, 2023

10 2005

Most Consecutive Games

46* 1960-63

Most Seasons Leading League (Return Yards)

2 1961, 1964

Most Yards Returned, Season

929* 1961

562 1979

499 1984

Most Yards Returned, Game

194 Sept. 24, 1961 vs. Houston Oilers

174 Oct. 29, 1961 vs. Denver

171 Nov. 18, 1979 vs. Pittsburgh

Fewest Yards Returned, Season

31 2023

65 2014

90 1970

Most Seasons Leading League (Return TDs)

1 1961

Most Touchdowns by Returns, Season

9* 1961

5 2012

4 1984, 2000

Most Touchdowns by Returns, Game

2 Nov. 28, 2010 at Indianapolis

Oct. 29, 1961 vs. Denver

1 (94x) Last: Dec. 1, 2024 at Atlanta

PUNTS

Most, Season

95 1998
92 2000
90 1997

Most, Game

11 (5x) Last: Oct. 11, 1998 at Oakland
10 (11x) Last: Nov. 12, 2017 at Jacksonville
9 (12x) Last: Dec. 24, 2017 at N.Y. Jets

Fewest, Season

23 1982[†]
45 1972
47 2011

Fewest, Game

0 (8x) Last: Sept. 19, 2021 vs. Dallas
1 (38x) Last: Oct. 9, 2022 at Cleveland
2 (85x) Last: Oct. 21, 2024 at Arizona

Fewest, Game, Both Teams

1 (3x) Last: Sept. 19, 2021 vs. Dallas
2 (9x) Last: Dec. 16, 2021 vs. Kansas City
3 (18x) Last: Nov. 12, 2023 vs. Detroit

PUNT YARDS

Most Seasons Leading League (Yards)

1 1962

Most, Season

4,248 2000
4,174 1998
3,972 1997

Most, Game

522 Oct. 11, 1998 at Oakland
493 Nov. 18, 2012 at Denver
492 Nov. 10, 1974 at Kansas City

Fewest, Season

868 1982[†]
1,813 1972
2,123 2021

Most Seasons Leading League (Average)

4 1960, 1969, 1987, 2000

Highest Average, Season

48.1 2017
47.5 2011
47.0 2019

Lowest Average, Season

36.3 1978
36.5 1979
36.8 1975

PUNT RETURNS

Most Seasons Leading League (Returns)

1 1965

Most, Season

57 1978
52 1979
49 2003

Most, Game

8 (4x) Last: Dec. 7, 2003 at Detroit
7 (7x) Last: Dec. 7, 1978 at Houston
6 (13x) Last: Dec. 20, 2015 vs. Miami

Fewest, Season

12 1982[†]
18 2021
20 2015

Most Seasons Leading League (Fair Catches)

3 1968, 1969, 1991

Most Fair Catches, Season

32 1969
29 2023
28 2024

Most Fair Catches, Game

6 (3x) Last: Dec. 10, 2023 vs. Denver
5 (3x) Last: Sept. 3, 2000 at Oakland
4 (15x) Last: Oct. 27, 2024 vs. New Orleans

Fewest Fair Catches, Season

0 1960, 1961, 1962, 1963, 1964, 1965, 1975
1 1976
3 1977

PUNT RETURN YARDS

Most Seasons Leading League (Return Yards)

1 1965

Most, Season

590 1978
559 1996
542 1998

Most, Game

168 Nov. 2, 1997 at Cincinnati
151 Sept. 20, 1965 vs. Kansas City
139 Nov. 5, 1961 vs. Titans of N.Y.

Fewest, Season

84 2015
100 2020
107 2021

Most Seasons Leading League (Average)

3 1965, 1966, 1973

Highest Average, Season

16.0 2023
15.5 1961
14.7 1996

Lowest Average, Season

4.2 2015
5.4 2019
5.6 1970, 2020

PUNT RETURN TOUCHDOWNS

Most Seasons Leading League

8 1965, 1973, 1990, 1994, 1995, 1997, 2018,
2023

Most, Season

3 1997
2 1965, 1973, 1990, 1994
1 (17x) Last: 2023

Most, Game

2[†] Nov. 2, 1997 at Cincinnati
1 (26x) Last: Nov. 6, 2023 at N.Y. Jets

KICKOFF RETURNS

Most Seasons Leading League

2 1982, 2003

Most, Season

84 2003
83 2000
75 1997

Most, Game

9 (7x) Last: Nov. 3, 2002 vs. N.Y. Jets
8 (15x) Last: Oct. 26, 2008 at N.O. in London
7 (51x) Last: Sept. 26, 2010 at Seattle

Most, Game, Both Teams

17 Dec. 8, 1985 vs. Pittsburgh
16 Dec. 18, 1960 vs. Titans of New York
15 (3x) Last: Oct. 2, 1983 at N.Y. Giants

KICKOFF RETURN YARDS

Most Seasons Leading League (Return Yards)

1 1962

Most, Season

1,804 2003
1,792 2000
1,716 2001

Most, Game

269 Nov. 18, 2001 at Oakland
242 Oct. 21, 1973 vs. Atlanta
232 Dec. 13, 1964 vs. Kansas City

Fewest, Season

390 2023
474 2017
508 2016

Most Seasons Leading League (Average)

3 1988, 1990, 2001

Highest Average, Season

29.4 2024
26.0 2001
25.6 2011
25.5 2007

Lowest Average, Season

16.5 1961
17.5 1986
18.0 1992

KICKOFF RETURN TOUCHDOWNS

Most Seasons Leading League

6 1988, 1989, 1991, 1995, 2001, 2011

Most, Season

2 1988, 1994, 1995, 2001
1 1962, 1985, 1989, 1991, 1997, 2000, 2004,
2007, 2008, 2011, 2012, 2021

Most, Game

1 (20x) Last: Jan. 2, 2022 vs. Denver

PENALTIES

Most Seasons Leading League (Penalties)

4 1962, 1964, 1965, 1981

Most, Season

137 1998
129 1997
128 1981

Most, Game

19 Nov. 16, 1997 at Kansas City
16 Nov. 15, 1998 vs. Baltimore
15 Nov. 3, 1997 at Indianapolis

Fewest, Season

63 1969
64 1982[†]
68 1966

Fewest, Game

0 (5x) Last: Oct. 9, 2011 at Denver
1 (31x) Last: Jan. 7, 2024 vs. Kansas City
2 (41x) Last: Dec. 10, 2023 vs. Denver

Most Seasons Leading League (Penalty Yards)

3 1960, 1961, 1966

Most Yards, Season

1,229 1998
1,101 1997
1,039 1988

Most Yards, Game

148 Oct. 13, 1963 vs. N.Y. Jets
146 Nov. 15, 1998 vs. Baltimore
Nov. 16, 1997 at Kansas City
138 Nov. 16, 1981 at Seattle

FUMBLES

Most Seasons Leading League (Fewest Fumbles)

4 1963, 1966, 1993, 2021

Most, Season

44 1985
42 1983
40 1972, 1973, 1980

Most, Game

9 Sept. 24, 1978 vs. Green Bay
7 Sept. 30, 1973 vs. Cincinnati
6 (5x) Last: Dec. 13, 1987 vs. Pittsburgh

Most by Opponent, Game

9 Nov. 15, 1964 at Kansas City
7 (3x) Last: Sept. 9, 2001 vs. Washington
6 (6x) Last: Dec. 9, 1995 vs. Arizona

Most, Game, Both Teams

11 (3x) Last: Oct. 13, 1985 vs. Kansas City
10 (5x) Last: Nov. 25, 1990 vs. Seattle
9 (7x) Last: Sept. 9, 2001 vs. Washington

Fewest, Season

10 2021
13 1993
14 2009, 2013

Most Seasons Leading League (Fewest Lost Fum.)

5 1963, 1966, 1970, 1979, 1993

Most Lost, Season

22 1980, 1981, 1983
21 1973, 1978
20 1972, 1987, 2000

Most Lost, Game

6 Sept. 24, 1978 vs. Green Bay
4 (11x) Last: Dec. 14, 2023 at Las Vegas
3 (41x) Last: Nov. 26, 2023 vs. Baltimore

Most Own Recovered, Season

25 1985
21 1979
20 1972, 1973, 1975, 1983

Most Own Recovered, Game

5 (5x) Last: Dec. 26, 1999 vs. Oakland
4 (7x) Last: Sept. 14, 2014 vs. Seattle
3 (43x) Last: Nov. 6, 2023 at N.Y. Jets

Fewest Own Recovered, Season

3 2021
4 1963, 2013
7 1989, 2009

Most Opponents Recovered, Season

22 1986
18 1973, 1979, 1980, 1981, 2007
17 1960, 1961, 1963, 1983, 1984

Fewest Opponents Recovered, Season

3 2019
4 2011
5 1963

POINTS ALLOWED

Most Seasons Leading League (Fewest Points)

2 1961, 1963

Most, Season

462 1983
459 2021
441 2003

Most, Game

63 Dec. 14, 2023 at Las Vegas
57 Oct. 1, 2000 at St. Louis
52 Nov. 25, 1984 at Pittsburgh

Most, Quarter

31 Dec. 8, 1963 at Oakland (4th quarter)
30 Nov. 20, 1983 at St. Louis Cardinals (2nd quarter)
28 (5x) Last: Nov. 28, 1999 at Min. (2nd quarter)

Fewest, Season

205 1977
219 1961
221 1982[†]

Fewest, Game

0 (19x) Last: Dec. 3, 2023 at New England
3 (18x) Last: Sept. 15, 2024 at Carolina
6 (20x) Last: Nov. 6, 2023 at N.Y. Jets

FIRST DOWNS ALLOWED

Most Seasons Leading League (Fewest Total)

1 2010

Most, Season

383 2021
365 1981
364 1985

Most, Game

34 Sept. 14, 2008 at Denver
Dec. 29, 2002 vs. Seattle
Nov. 19, 2000 at Denver

33 Sept. 26, 2021 at Kansas City
Sept. 23, 2018 at L.A. Rams
Nov. 23, 2003 vs. Cincinnati

32 Oct. 4, 2009 at Pittsburgh

Fewest, Season

190 1965
196 1982[†]
224 1962

Fewest, Game

5 Dec. 12, 2010 vs. Kansas City
Sept. 19, 1976 at Tampa Bay
6 Oct. 11, 1998 at Oakland

6 Oct. 22, 1961 at Oakland

7 (6x) Last: Sept. 15, 2024 at Carolina

Most by Rushing, Season

154 1975
144 2021
143 1971

Most by Rushing, Game

19 (3x) Last: Nov. 22, 1987 at Seattle
17 Sept. 23, 1962 vs. Houston
16 Oct. 16, 1977 vs. New England

Dec. 18, 1966 vs. Kansas City

Fewest by Rushing, Season

54 1965
65 1982[†]
71 1969

Fewest by Rushing, Game

0 (5x) Last: Nov. 28, 2010 at Indianapolis
1 (25x) Last: Sept. 8, 2024 vs. Las Vegas
2 (47x) Last: Nov. 6, 2023 at N.Y. Jets

Most Seasons Leading League (Fewest Passing)

1 2014

Most by Passing, Season

218 1985
216 1981
213 2008

Most by Passing, Game

24 Nov. 19, 2000 at Denver
23 Sept. 10, 2023 vs. Miami
Sept. 18, 2011 at New England

22 (4x) Last: Nov. 15, 2009 vs. Philadelphia

Fewest by Passing, Season

105 1977
114 1971
116 1965

Fewest by Passing, Game

1 (3x) Last: Dec. 28, 2003 vs. Oakland
2 (6x) Last: Dec. 19, 2004 at Cleveland
3 (13x) Last: Sept. 15, 2024 at Carolina

Most Seasons Leading League (Fewest Penalty)

1 1992

Most by Penalty, Season

41 2000, 2004, 2014
40 2021
35 1981, 1997, 1998

Most by Penalty, Game

7 Sept. 24, 2023 at Minnesota
Nov. 5, 2006 vs. Cleveland
6 (9x) Last: Sept. 24, 2017 vs. Kansas City

5 (23x) Last: Jan. 9, 2022 at Las Vegas (OT)

Fewest by Penalty, Season

12 1982[†]
13 1969, 1992
14 1976

NET YARDS ALLOWED

Most Seasons Leading League (Fewest Net Yards)

4 1961, 1965, 1998, 2010

Most, Season

6,265 1985
6,170 2023
6,136 1981

Most, Game

614 Oct. 1, 2000 at St. Louis
591 Dec. 29, 2002 vs. Seattle
553 Sept. 22, 1996 at Oakland

Fewest, Season

3,253 1982[†]
3,268 1965
3,652 1977

Fewest, Game

58 Oct. 22, 1961 at Oakland
67 Dec. 12, 2010 vs. Kansas City
99 Nov. 1, 1992 vs. Indianapolis

RUSHING ALLOWED

Most Seasons Leading League (Fewest Att.)

3 1965, 1979, 2004

Most Attempts, Season

606 1975
559 1973
552 1983

Most Attempts, Game

61 Oct. 25, 1981 at Chicago (OT)
60 Nov. 30, 1975 at Denver (OT)
59 Sept. 18, 1977 at Oakland

Fewest Attempts, Season

230 1982[†]
306 1965
355 2004

Fewest Attempts, Game

9 Dec. 16, 2007 vs. Detroit
Sept. 7, 1986 vs. Miami
10 (2x) Last: Sept. 16, 2012 vs. Tennessee
11 (6x) Last: Nov. 3, 2019 vs. Green Bay

Most Seasons Leading League (Fewest Yards)

3 1965, 1998, 2005

Most Yards, Season

2,478 2022
2,442 1975
2,403 1966

Most Yards, Game

378 Nov. 4, 2007 at Minnesota
355 Dec. 20, 2014 at San Francisco
328 Nov. 30, 1975 at Denver (OT)

Fewest Yards, Season

961 1982[†]
1,094 1965
1,140 1998

Fewest Yards, Game

2 Oct. 22, 1961 at Oakland
11 Dec. 17, 2000 at Carolina
13 Oct. 5, 1997 at Oakland

Most Seasons Leading League (Fewest TDs)

2 1961, 1963

Most Touchdowns, Season

26 1983
25 1971, 1981, 1985
23 1973, 1984

Fewest Touchdowns, Season

7 1961, 1965
8 1999, 2011
10 (12x) Last: 2012

Most Touchdowns, Game

5 Oct. 21, 1973 vs. Atlanta
Sept. 18, 1960 at Houston
4 (11x) Last: Nov. 3, 2013 at Washington
3 (51x) Last: Nov. 12, 2023 vs. Detroit

PASSING ALLOWED

Most Seasons Leading League (Fewest Att.)

2 1966, 2019

Most Attempts, Season

636 1996
607 2002, 2004
605 2008

Most Attempts, Game

61 Sept. 20, 1987 vs. St. Louis
58 (2x) Last: Oct. 3, 2004 vs. Tennessee
57 (2x) Last: Sept. 22, 1996 at Oakland

Fewest Attempts, Season

330 1977
341 1973
342 1982[†]

Fewest Attempts, Game

7 Nov. 6, 1977 at Detroit
12 (2x) Last: Dec. 10, 1972 at Denver
13 (4x) Last: Oct. 4, 1987 at Cincinnati

Most Seasons Leading League (Fewest Cmp.)

1 1966

Most Completions, Season

411 2008
389 2023
375 2002

Most Completions, Game

40 Dec. 20, 1982 vs. Cincinnati
39 Oct. 3, 2004 vs. Tennessee
37 Oct. 9, 1994 Kansas City

Fewest Completions, Season

170 1966
172 1977
177 1973

Fewest Completions, Game

3 Sept. 19, 1976 at Tampa Bay
5 (5x) Last: Oct. 4, 1987 at Cincinnati
6 (6x) Last: Dec. 28, 2003 vs. Oakland

Most Seasons Leading League (Fewest Net Yds)

4 1961, 1964, 1965, 2010

Most Net Yards, Season

4,311 1981
4,295 2002
4,293 1985

Most Net Yards, Game

466 Sept. 10, 2023 vs. Miami
453 Nov. 10, 2002 at St. Louis
451 Oct. 1, 2000 at St. Louis

Fewest Net Yards, Season

1,725 1977
2,155 1966
2,174 1965

Fewest Net Yards, Game

-13 Oct. 4, 1987 at Cincinnati
-4 Sept. 19, 1976 at Tampa Bay
0 Dec. 28, 2003 vs. Oakland
Dec. 6, 1970 vs. Cincinnati

Most Seasons Leading League (Fewest TDs)

4 1963, 1965, 1966, 1979

Most Touchdowns, Season

36 2003
33 2000
31 1997

Most Touchdowns, Game

5 (9x) Last: Dec. 14, 2023 at Las Vegas
4 (31x) Last: Oct. 22, 2023 at Kansas City
3 (117x) Last: Nov. 17, 2024 vs. Cincinnati

Fewest Touchdowns, Season

10 1982[†]
11 1979
13 1966, 1970, 1974

PUNT RETURNS ALLOWED

Most Seasons Leading League (Fewest Returns)

7 1960, 1963, 1966, 1967, 1968, 1982, 2004

Most by Opponents, Season

56 1988
51 1996, 2000
49 1998

Fewest by Opponents, Season

7 1982[†]
16 1968
17 1960, 1972

Most Yards by Opponents, Season

722 2000
612 1996
601 1976

Most Yards by Opponent, Game

160 Sept. 13, 2010 at Kansas City
150 Dec. 27, 1987 at Denver
145 Dec. 6, 2020 vs. New England

KICKOFF RETURNS ALLOWED

Most Seasons Leading League (Fewest Returns)

1 1975

Most by Opponent, Season

90 2006
88 1981
87 2009

Fewest by Opponent, Season

11 2023
15 2022
21 2016

Most by Opponent, Game

10 (4x) Last: Dec. 16, 2007 vs. Detroit
9 (7x) Last: Nov. 28, 2010 at Indianapolis
8 (25x) Last: Nov. 24, 2013 at Kansas City

CAREER TOP-10

RUSHING YARDS

1. LaDainian Tomlinson, 2001-09	12,490
2. Paul Lowe, 1960-68	4,972
3. Austin Ekeler, 2017-23	4,355
4. Marion Butts, 1989-93	4,297
5. Melvin Gordon, 2015-19	4,240
6. Ryan Mathews, 2010-14	4,061
7. Natrone Means, 1993-95, 98-99	3,885
8. Chuck Muncie, 1980-84	3,309
9. Don Woods, 1974-80	2,858
10. Keith Lincoln, 1961-66, 68	2,698

RUSHING TOUCHDOWNS

1. LaDainian Tomlinson, 2001-09	138
2. Chuck Muncie, 1980-84	43
3. Austin Ekeler, 2017-23	39
4. Paul Lowe, 1960-68	38
5. Melvin Gordon, 2015-19	36
6. Natrone Means, 1993-95, 98-99	34
7. Marion Butts, 1989-93	31
8. Ryan Mathews, 2010-14	23
9. Mike Tolbert, 2008-11	20
10. Tim Spencer, 1985-90	19

RUSHING ATTEMPTS

1. LaDainian Tomlinson, 2001-09	2,880
2. Melvin Gordon, 2015-19	1,059
3. Marion Butts, 1989-93	1,031
4. Paul Lowe, 1960-68	1,015
5. Natrone Means, 1993-95, 98-99	1,013
6. Austin Ekeler, 2017-23	990
7. Ryan Mathews, 2010-14	923
8. Chuck Muncie, 1980-84	773
9. Don Woods, 1974-80	713
10. Keith Lincoln, 1961-66, 68	573

TOTAL YARDS FROM SCRIMMAGE

1. LaDainian Tomlinson, 2001-09	16,445
2. Antonio Gates, 2003-18	11,841
3. Keenan Allen, 2013-23	10,643
4. Lance Alworth, 1962-70	9,721
5. Charlie Joiner, 1976-86	9,191
6. Austin Ekeler, 2017-23	8,239
7. Gary Garrison, 1966-76	7,562
8. Kellen Winslow, 1979-87	6,741
9. Wes Chandler, 1981-87	6,197
10. Melvin Gordon, 2015-19	6,113

PASSING YARDS

1. Philip Rivers, 2004-19	59,271
2. Dan Fouts, 1973-87	43,040
3. John Hadl, 1962-72	26,938
4. Justin Herbert, 2020-24	19,987
5. Stan Humphries, 1992-97	16,085
6. Drew Brees, 2001-05	12,348
7. Jack Kemp, 1960-62	5,996
8. Doug Flutie, 2001-04	4,901
9. John Friesz, 1990-93	4,396
10. Jim Harbaugh, 1999-2000	4,177

TOUCHDOWN PASSES

1. Philip Rivers, 2004-19	397
2. Dan Fouts, 1973-87	254
3. John Hadl, 1962-72	201
4. Justin Herbert, 2020-24	128
5. Stan Humphries, 1992-97	85
6. Drew Brees, 2001-05	80
7. Jack Kemp, 1960-62	37
8. Tobin Rote, 1963-64	29
9. Doug Flutie, 2001-04	25
10. Billy Joe Tolliver, 1989-90	21

PASS ATTEMPTS

1. Philip Rivers, 2004-19	7,591
2. Dan Fouts, 1973-87	5,604
3. John Hadl, 1962-72	3,640
4. Justin Herbert, 2020-24	2,788
5. Stan Humphries, 1992-97	2,350
6. Drew Brees, 2001-05	1,809
7. Jack Kemp, 1960-62	815
8. John Friesz, 1990-93	747
9. Doug Flutie, 2001-04	737
10. Jim Harbaugh, 1999-2000	636

PASS COMPLETIONS

1. Philip Rivers, 2004-19	4,908
2. Dan Fouts, 1973-87	3,297
3. Justin Herbert, 2020-24	1,847
4. John Hadl, 1962-72	1,824
5. Stan Humphries, 1992-97	1,335
6. Drew Brees, 2001-05	1,125
7. Doug Flutie, 2001-04	408
8. John Friesz, 1990-93	401
9. Jack Kemp, 1960-62	389
10. Jim Harbaugh, 1999-2000	372

PASSES INTERCEPTED

1. Dan Fouts, 1973-87	242
2. John Hadl, 1962-72	211
3. Philip Rivers, 2004-19	198
4. Stan Humphries, 1992-97	73
5. Drew Brees, 2001-05	53
6. Jack Kemp, 1960-62	49
7. Justin Herbert, 2020-24	43
8. Ryan Leaf, 1998-2000	33
9. Tobin Rote, 1963-64	32
10. Craig Whelihan, 1995-98	29

RECEIVING YARDS

1. Antonio Gates, 2003-18	11,841
2. Keenan Allen, 2013-23	10,530
3. Lance Alworth, 1962-70	9,584
4. Charlie Joiner, 1976-86	9,203
5. Gary Garrison, 1966-76	7,533
6. Kellen Winslow, 1979-87	6,741
7. Wes Chandler, 1981-87	6,132
8. Anthony Miller, 1988-93	5,582
9. Malcom Floyd, 2004-15	5,550
10. Mike Williams, 2017-23	4,806

RECEIVING TOUCHDOWNS

1. Antonio Gates, 2003-18	116
2. Lance Alworth, 1962-70	81
3. Keenan Allen, 2013-23	59
4. Gary Garrison, 1966-76	58
5. Charlie Joiner, 1976-86	47
6. Kellen Winslow, 1979-87	45
7. Wes Chandler, 1981-87	41
8. Vincent Jackson, 2005-11	37
9. Anthony Miller, 1988-93	37
10. John Jefferson, 1978-80	36

RECEPTIONS

1. Antonio Gates, 2003-18	955
2. Keenan Allen, 2013-23	904
3. Charlie Joiner, 1976-86	586
4. Kellen Winslow, 1979-87	541
5. LaDainian Tomlinson, 2001-09	530
6. Lance Alworth, 1962-70	493
7. Austin Ekeler, 2017-23	440
8. Gary Garrison, 1966-76	404
9. Ronnie Harmon, 1990-95	377
10. Anthony Miller, 1988-93	374

QUARTERBACK SACKS

1. Leslie O'Neal, 1986, 1988-95	105.5
2. Joey Bosa, 2016-24	71.0
3. Shaun Phillips, 2004-12	69.5
4. Gary Johnson, 1975-84	67.0
5. Lee Williams, 1984-90	65.5
6. Fred Dean, 1975-81	53.5
7. Melvin Ingram, 2012-20	49.0
8. Junior Seau, 1990-2002	47.0
9. Raylee Johnson, 1993-2003	46.0
10. Shawne Merriman, 2005-09	43.5
Leroy Jones, 1976-83	43.5

INTERCEPTIONS

1. Gill Byrd, 1983-92	42
2. Dick Harris, 1960-65	29
3. Rodney Harrison, 1994-2002	26
4. Kenny Graham, 1964-69	25
5. Mike Williams, 1975-82	24
6. Joe Beachamp, 1966-75	23
7. Quentin Jammer, 2002-12	21
Woodrowe Lowe, 1976-86	21
Bob Howard, 1967-74	21
Leslie "Speedy" Duncan, 1964-70	21

INTERCEPTION RETURN YARDS

1. Gill Byrd, 1983-92	546
2. Charlie McNeil, 1960-64	502
3. Kenny Graham, 1964-69	477
4. Joe Beachamp, 1966-75	433
5. Dick Harris, 1960-65	413
6. Rodney Harrison, 1994-2002	345
7. Woodrowe Lowe, 1976-86	343
8. Darren Carrington, 1991-94	337
9. Leslie "Speedy" Duncan, 1964-70	322
10. Glen Edwards, 1978-81	309

INTERCEPTION TOUCHDOWNS

1. Kenny Graham, 1964-69	5
Dick Harris, 1960-65	5
2. Woodrowe Lowe, 1976-86	4
4. Eric Weddle, 2007-13	3
Joe Beachamp, 1966-75	3
6. Desmond King, 2017-20	2
Shaun Phillips, 2004-12	2
Demorrio Williams, 2012	2
Antonio Cromartie, 2006-09	2
Clinton Hart, 2004-09	2
Donnie Edwards, 2002-06	2
Rodney Harrison, 1994-2002	2
Stanley Richard, 1991-94	2
Donald Frank, 1990-93	2
Gill Byrd, 1983-92	2
Gary Johnson, 1975-84	2
Leslie "Speedy" Duncan, 1964-70	2
Earl Faison, 1961-66	2
Charlie McNeil, 1960-64	2
Bob Laraba, 1960-61	2

TOUCHDOWNS SCORED

1. LaDainian Tomlinson, 2001-09	153
2. Antonio Gates, 2003-18	116
3. Lance Alworth, 1962-70	83
4. Austin Ekeler, 2017-23	69
5. Keenan Allen, 2013-23	60
6. Gary Garrison, 1966-76	58
7. Melvin Gordon, 2015-19	47
Charlie Joiner, 1976-86	47
9. Paul Lowe, 1960-68	46
10. Kellen Winslow, 1979-87	45
Chuck Muncie, 1980-84	45

POINTS SCORED

1. John Carney, 1990-2000.....	1,076
2. LaDainian Tomlinson, 2001-09	918
3. Nate Kaeding, 2004-12.....	889
4. Rolf Benirschke, 1977-86.....	766
5. Antonio Gates, 2003-18.....	700
6. Nick Novak, 2011-14, 17.....	503
7. Lance Alworth, 1962-70.....	500
8. Austin Ekeler, 2017-23.....	418
9. Dennis Pardee, 1968-75.....	380
10. Keenan Allen, 2013-23.....	364

FIELD GOALS

1. John Carney, 1990-2000.....	261
2. Nate Kaeding, 2004-12.....	180
3. Rolf Benirschke, 1977-86.....	146
4. Nick Novak, 2011-14, 17.....	110
5. Cameron Dicker, 2022-24.....	78
6. Dennis Pardee, 1968-75.....	71
7. Michael Badgley, 2018-20.....	52
8. Josh Lambo, 2015-16.....	52
9. George Blair, 1961-64.....	50
10. Steve Christie, 2001-03.....	42

FIELD GOAL ATTEMPTS

1. John Carney, 1990-2000.....	320
2. Rolf Benirschke, 1977-86.....	208
3. Nate Kaeding, 2004-12.....	207
4. Nick Novak, 2011-14, 17.....	130
5. Dennis Pardee, 1968-75.....	121
6. Cameron Dicker, 2022-24.....	83
7. George Blair, 1961-64.....	80
8. Ray Wersching, 1973-76.....	68
9. Michael Badgley, 2018-20.....	65
10. Josh Lambo, 2015-16.....	64

KICKOFF RETURN YARDS

1. Darren Sproles, 2005-10.....	6,469
2. Ronney Jenkins, 2000-02.....	3,997
3. Andre Coleman, 1994-96.....	3,914
4. Leslie "Speedy" Duncan, 1964-70.....	3,386
5. James Brooks, 1981-83.....	2,305
6. Kenny Bynum, 1997-2000.....	2,182
7. Lionel James, 1984-88.....	2,094
8. Nate Lewis, 1990-93.....	2,047
9. Artie Owens, 1976-79.....	1,998
10. Tim Dwight, 2001-04.....	1,876

KICKOFF RETURN TOUCHDOWNS

1. Andre Coleman, 1994-96.....	4
2. Ronney Jenkins, 2000-02.....	3
3. Darren Sproles, 2005-10.....	2
4. Anthony Miller, 1988-93.....	2
5. Andre Roberts, 2021.....	1
Micheal Spurlock, 2012.....	1
Tim Dwight, 2001-04.....	1
Richard Goodman, 2010-11.....	1
Rodney Harrison, 1994-2002.....	1
Nate Lewis, 1990-93.....	1
Jamie Holland, 1987-89.....	1
Gary Anderson, 1985-88.....	1
Keith Lincoln, 1960-66.....	1

KICKOFF RETURNS

1. Darren Sproles, 2005-10.....	258
2. Andre Coleman, 1994-96.....	166
3. Ronney Jenkins, 2000-02.....	165
4. Leslie "Speedy" Duncan, 1964-70.....	134
5. Kenny Bynum, 1997-2000.....	107
6. James Brooks, 1981-83.....	105
7. Lionel James, 1984-88.....	99
8. Nate Lewis, 1990-93.....	92
9. Artie Owens, 1976-79.....	88
10. Tim Dwight, 2001-04.....	80

PUNT RETURN YARDS

1. Mike Fuller, 1975-80.....	2,388
2. Leslie "Speedy" Duncan, 1964-70.....	1,651
3. Darrien Gordon, 1993-94, 96.....	1,407
4. Lionel James, 1984-88.....	1,193
5. Darren Sproles, 2005-10.....	935
6. Eric Parker, 2002-06.....	881
7. Derius Davis, 2023-24.....	575
8. James Brooks, 1981-83.....	565
9. Tim Dwight, 2001-04.....	508
10. Eric Metcalf, 1997.....	489

PUNT RETURN TOUCHDOWNS

1. Leslie "Speedy" Duncan, 1964-70.....	4
2. Eric Metcalf, 1997.....	3
Darrien Gordon, 1993-94, 96.....	3
4. Desmond King, 2017-20.....	2
Darren Sproles, 2005-10.....	2
Lionel James, 1984-88.....	2
Mike Fuller, 1975-80.....	2
Ron Smith, 1973.....	2
9. Derius Davis, 2023-24.....	1
Travis Benjamin, 2017-19.....	1
Micheal Spurlock, 2012.....	1
Tim Dwight, 2001-04.....	1
Andre Coleman, 1994-96.....	1
Nate Lewis, 1990-93.....	1
Kitrick Taylor, 1990-91.....	1
Keith Lincoln, 1961-68.....	1

PUNT RETURNS

1. Mike Fuller, 1975-80.....	212
2. Leslie "Speedy" Duncan, 1964-70.....	138
3. Lionel James, 1984-88.....	124
4. Darren Sproles, 2005-10.....	114
5. Eric Parker, 2002-06.....	105
6. Darrien Gordon, 1993-94, 96.....	103
7. James Brooks, 1981-83.....	52
8. Tim Dwight, 2001-04.....	46
9. Desmond King, 2017-20.....	45
Eric Metcalf, 1997.....	45

SEASONS

1. David Binn, 1994-2010.....	17
2. Philip Rivers, 2004-16.....	16
Antonio Gates, 2003-18.....	16
3. Dan Fouts, 1973-87.....	15
Russ Washington, 1968-82.....	15
6. Doug Wilkerson, 1971-84.....	14
Don Macek, 1976-89.....	14
8. Mike Scifres, 2003-15.....	13
Junior Seau, 1990-2002.....	13
10. Jamal Williams, 1998-2009.....	12

GAMES PLAYED

1. David Binn, 1994-2010.....	256
2. Antonio Gates, 2003-18.....	236
3. Philip Rivers, 2004-19.....	228
4. Junior Seau, 1990-2002.....	200
Russ Washington, 1968-82.....	200
6. Mike Scifres, 2003-15.....	195
Doug Wilkerson, 1971-84.....	195
8. Dan Fouts, 1973-87.....	181
9. Quentin Jammer, 2002-12.....	172
Charlie Joiner, 1976-86.....	164
Woodrow Lowe, 1976-86.....	164

SINGLE-SEASON TOP-10

RUSHING YARDS

1. LaDainian Tomlinson, 2006	1,815
2. LaDainian Tomlinson, 2002	1,683
3. LaDainian Tomlinson, 2003	1,645
4. LaDainian Tomlinson, 2007	1,474
5. LaDainian Tomlinson, 2005	1,462
6. Natrone Means, 1994	1,350
7. LaDainian Tomlinson, 2004	1,335
8. Ryan Mathews, 2013	1,255
9. LaDainian Tomlinson, 2001	1,236
10. Marion Butts, 1990	1,225

RUSHING TOUCHDOWNS

1. LaDainian Tomlinson, 2006	28
2. Chuck Muncie, 1981	19
3. LaDainian Tomlinson, 2005	18
4. LaDainian Tomlinson, 2004	17
5. LaDainian Tomlinson, 2007	15
6. LaDainian Tomlinson, 2002	14
7. Austin Ekeler, 2022	13
LaDainian Tomlinson, 2003	13
8. Austin Ekeler, 2021	12
LaDainian Tomlinson, 2009	12
Natrone Means, 1994	12
Chuck Muncie, 1983	12
Clarence Williams, 1979	12

RUSHING ATTEMPTS

1. LaDainian Tomlinson, 2002	372
2. LaDainian Tomlinson, 2006	348
3. Natrone Means, 1994	343
4. LaDainian Tomlinson, 2005	339
LaDainian Tomlinson, 2004	339
LaDainian Tomlinson, 2001	339
7. LaDainian Tomlinson, 2007	315
8. LaDainian Tomlinson, 2003	313
9. Earnest Jackson, 1984	296
10. LaDainian Tomlinson, 2008	292

TOTAL YARDS FROM SCRIMMAGE

1. LaDainian Tomlinson, 2003	2,370
2. LaDainian Tomlinson, 2006	2,323
3. LaDainian Tomlinson, 2002	2,172
4. LaDainian Tomlinson, 2007	1,949
5. LaDainian Tomlinson, 2005	1,832
6. LaDainian Tomlinson, 2004	1,776
7. Austin Ekeler, 2022	1,637
8. LaDainian Tomlinson, 2001	1,603
9. Lance Alworth, 1965	1,590
10. Natrone Means, 1994	1,585

PASSING YARDS

1. Justin Herbert, 2021	5,014
2. Dan Fouts, 1981	4,802
3. Philip Rivers, 2015	4,792
4. Justin Herbert, 2022	4,739
5. Dan Fouts, 1980	4,715
6. Philip Rivers, 2010	4,710
7. Philip Rivers, 2011	4,624
8. Philip Rivers, 2019	4,615
9. Philip Rivers, 2017	4,515
10. Philip Rivers, 2013	4,478

TOUCHDOWN PASSES

1. Justin Herbert, 2021	38
2. Philip Rivers, 2008	34
Philip Rivers, 2016	33
Dan Fouts, 1981	33
5. Philip Rivers, 2018	32
Philip Rivers, 2013	32
7. Justin Herbert, 2020	31
Philip Rivers, 2014	31
9. Philip Rivers, 2010	30
Dan Fouts, 1980	30

PASS ATTEMPTS

1. Justin Herbert, 2022	699
2. Justin Herbert, 2021	672
3. Philip Rivers, 2015	661
4. Dan Fouts, 1981	609
5. Justin Herbert, 2020	595
6. Philip Rivers, 2019	591
7. Dan Fouts, 1980	589
8. Philip Rivers, 2011	582
9. Philip Rivers, 2016	578
10. Philip Rivers, 2017	575

PASS COMPLETIONS

1. Justin Herbert, 2022	477
2. Justin Herbert, 2021	443
3. Philip Rivers, 2015	437
4. Justin Herbert, 2020	396
5. Philip Rivers, 2019	390
6. Philip Rivers, 2014	379
7. Philip Rivers, 2013	378
8. Philip Rivers, 2011	366
9. Dan Fouts, 1981	360
Philip Rivers, 2017	360

PASSES INTERCEPTED

1. John Hadl, 1968	32
2. John Hadl, 1972	26
3. John Hadl, 1971	25
Jack Kemp, 1960	25
5. Dan Fouts, 1980	24
Dan Fouts, 1979	24
John Hadl, 1962	24
8. Dan Fouts, 1986	22
John Hadl, 1967	22
Jack Kemp, 1961	22

RECEIVING YARDS

1. Lance Alworth, 1965	1,602
2. Keenan Allen, 2017	1,393
3. Lance Alworth, 1966	1,383
4. John Jefferson, 1980	1,340
5. Lance Alworth, 1968	1,312
6. Kellen Winslow, 1980	1,290
7. Anthony Miller, 1989	1,252
8. Keenan Allen, 2023	1,243
9. Lance Alworth, 1964	1,235
10. Tony Martin, 1995	1,224

RECEIVING TOUCHDOWNS

1. Tony Martin, 1996	14
Lance Alworth, 1965	14
3. Antonio Gates, 2004	13
John Jefferson, 1980	13
John Jefferson, 1978	13
Lance Alworth, 1966	13
Lance Alworth, 1964	13
8. Antonio Gates, 2014	12
Gary Garrison, 1970	12
10. Lance Alworth, 1963	11

RECEPTIONS

1. Keenan Allen, 2023	108
2. Austin Ekeler, 2022	107
3. Keenan Allen, 2021	106
4. Keenan Allen, 2019	104
5. Keenan Allen, 2017	102
6. Keenan Allen, 2020	100
LaDainian Tomlinson, 2003	100
8. Keenan Allen, 2018	97
9. Austin Ekeler, 2019	92
10. Tony Martin, 1995	90

QUARTERBACK SACKS (since 1982)

1. Khalil Mack, 2023	17.0
Shawne Merriman, 2006	17.0
Leslie O'Neal, 1992	17.0
4. Lee Williams, 1986	15.0
5. Lee Williams, 1989	14.0
6. Leslie O'Neal, 1990	13.5
7. Marcellus Wiley, 2001	13.0
8. Joey Bosa, 2017	12.5
Shawne Merriman, 2007	12.5
Leslie O'Neal, 1995	12.5
Leslie O'Neal, 1994	12.5
Leslie O'Neal, 1989	12.5
Leslie O'Neal, 1986	12.5

INTERCEPTIONS

1. Antonio Cromartie, 2007	10
2. Charlie McNeil, 1961	9
3. Ryan McNeil, 2001	8
Dick Harris, 1963	8
Claude Gibson, 1962	8
Bob Zeman, 1961	8
7. Casey Hayward, 2016	7
Eric Weddle, 2011	7
Darren Carrington, 1993	7
Gill Byrd, 1990	7
Gill Byrd, 1989	7
Gill Byrd, 1988	7
Danny Walters, 1983	7
Bryant Salter, 1972	7
Jim Hill, 1969	7
Leslie "Speedy" Duncan, 1966	7
Bud Whitehead, 1965	7
Dick Harris, 1961	7

INTERCEPTION RETURN YARDS

1. Charlie McNeil, 1961	349
2. Stanley Richard, 1994	224
3. Vencie Glenn, 1987	166
4. Gill Byrd, 1984	157
5. Jeff Dale, 1986	153
6. Darren Carrington, 1992	152
7. Bob Laraba, 1961	151
8. Woodrow Lowe, 1979	150
9. Antonio Cromartie, 2007	144
10. Dick Harris, 1961	140

INTERCEPTION TOUCHDOWNS

1. Dick Harris, 1961	3
2. Demorrio Williams, 2012	2
Clinton Hart, 2005	2
Stanley Richard, 1994	2
Gill Byrd, 1984	2
Woodrow Lowe, 1979	2
Kenny Graham, 1969	2
Joe Beauchamp, 1968	2
Bob Laraba, 1961	2
Charlie McNeil, 1961	2

TOUCHDOWNS SCORED

1. LaDainian Tomlinson, 2006	31
2. Austin Ekeler, 2021	20
LaDainian Tomlinson, 2005	20
4. Chuck Muncie, 1981	19
5. Austin Ekeler, 2022	18
LaDainian Tomlinson, 2007	18
LaDainian Tomlinson, 2004	18
8. LaDainian Tomlinson, 2003	17
9. LaDainian Tomlinson, 2002	15
Lance Alworth, 1964	15

POINTS SCORED

1. LaDainian Tomlinson, 2006	186
2. Nate Kaeding, 2009	146
3. Nick Novak, 2013	144
4. Nate Kaeding, 2006	136
5. John Carney, 1994	135
6. Cameron Dicker, 2023	128
7. Nate Kaeding, 2008	127
8. Austin Ekeler, 2021	124
John Carney, 1993	124
10. Nick Novak, 2011	122

FIELD GOALS

1. Nick Novak, 2013	34
John Carney, 1994	34
3. Nate Kaeding, 2009	32
4. Cameron Dicker, 2023	31
John Carney, 1999	31
John Carney, 1993	31
7. John Carney, 1996	29
8. Cameron Dicker, 2024	28
9. Nick Novak, 2011	27
Nate Kaeding, 2008	27

FIELD GOAL ATTEMPTS

1. John Carney, 1993	40
2. John Carney, 1994	38
3. Nick Novak, 2013	37
4. John Carney, 1999	36
John Carney, 1996	36
Rolf Benirschke, 1980	36
7. Nate Kaeding, 2009	35
8. Nick Novak, 2011	34
9. Cameron Dicker, 2023	33
Michael Badgley, 2020	33
10. Josh Lambo, 2016	32
Josh Lambo, 2015	32
Nate Kaeding, 2008	32
Wade Richey, 2001	32
John Carney, 1992	32
Dennis ParTEE, 1968	32

KICKOFF RETURN YARDS

1. Ronney Jenkins, 2001	1,541
2. Ronney Jenkins, 2000	1,531
3. Darren Sproles, 2005	1,528
4. Andre Coleman, 1995	1,411
5. Darren Sproles, 2008	1,376
6. Darren Sproles, 2009	1,300
7. Andre Coleman, 1994	1,293
8. Darren Sproles, 2010	1,257
9. Tim Dwight, 2004	1,222
10. Andre Coleman, 1996	1,210

KICKOFF RETURN TOUCHDOWNS

1. Ronney Jenkins, 2001	2
Andre Coleman, 1995	2
Andre Coleman, 1994	2
4. Andre Roberts, 2021	1
Micheal Spurlock, 2012	1
Richard Goodman, 2011	1
Darren Sproles, 2008	1
Darren Sproles, 2007	1
Tim Dwight, 2004	1
Ronney Jenkins, 2000	1
Rodney Harrison, 1997	1
Nate Lewis, 1991	1
Anthony Miller, 1989	1
Jamie Holland, 1988	1
Anthony Miller, 1988	1
Gary Anderson, 1985	1
Keith Lincoln, 1962	1

KICKOFF RETURNS

1. Ronney Jenkins, 2000	67
2. Darren Sproles, 2005	63
3. Andre Coleman, 1995	62
4. Ronney Jenkins, 2001	58
5. Andre Coleman, 1996	55
6. Darren Sproles, 2009	54
7. Darren Sproles, 2008	53
8. Darren Sproles, 2010	51
9. Tim Dwight, 2004	50
Leon Johnson, 2003	50

PUNT RETURN YARDS

1. Darrien Gordon, 1996	537
2. Eric Metcalf, 1997	489
3. Darrien Gordon, 1994	475
4. Leslie "Speedy" Duncan, 1965	464
5. Mike Fuller, 1979	448
6. Mike Fuller, 1978	436
Mike Fuller, 1976	436
8. Leslie "Speedy" Duncan, 1967	434
9. Mike Fuller, 1975	410
10. Lionel James, 1987	400

PUNT RETURN TOUCHDOWNS

1. Eric Metcalf, 1997	3
2. Darrien Gordon, 1994	2
Ron Smith, 1973	2
Leslie "Speedy" Duncan, 1965	2
5. Derius Davis, 2023	1
Desmond King, 2019	1
Desmond King, 2018	1
Travis Benjamin, 2017	1
Micheal Spurlock, 2012	1
Darren Sproles, 2009	1
Darren Sproles, 2007	1
Tim Dwight, 2001	1
Darrien Gordon, 1996	1
Andre Coleman, 1995	1
Nate Lewis, 1990	1
Kitrick Taylor, 1990	1
Lionel James, 1987	1
Lionel James, 1984	1
Mike Fuller, 1977	1
Mike Fuller, 1975	1
Leslie "Speedy" Duncan, 1968	1
Leslie "Speedy" Duncan, 1966	1
Keith Lincoln, 1961	1

PUNT RETURNS

1. Mike Fuller, 1979	46
2. Eric Metcalf, 1997	45
3. Mike Fuller, 1978	39
4. Eric Parker, 2006	37
5. Darrien Gordon, 1996	36
Darrien Gordon, 1994	36
Mike Fuller, 1975	36
Leslie "Speedy" Duncan, 1967	36
9. Mike Fuller, 1976	33
10. Latario Rachal, 1998	32
Lionel James, 1987	32

CHARGERS AND OPPONENT 10 LONGEST

RUNS FROM SCRIMMAGE

CHARGERS

- 87t Melvin Gordon, Oct. 29, 2017 at New England
- Paul Lowe, Sept. 10, 1961 at Dallas Texans
- 86t Keith Lincoln, Sept. 30, 1962 at Oakland
- 85t LaDainian Tomlinson, Dec. 17, 2006 vs. K.C.
- 83t Michael Turner, Dec. 18, 2005 at Indianapolis
- 80t Brad Hubbert, Dec. 24, 1967 vs. N.Y. Jets
- 76t Keith Lincoln, Oct. 20, 1963 at Kansas City
- 76 LaDainian Tomlinson, Dec. 1, 2002 vs. Den.
- 75 Justin Jackson, Oct. 31, 2021 vs. New England
- 74t Michael Turner, Oct. 7, 2007 at Denver

OPPONENT

- 90t Colin Kaepernick, Dec. 20, 2014 at S.F.
- 89t Kenny King, Oct. 12, 1980 at Oakland
- 84t Damien Williams, Dec. 29, 2019 at K.C.
- 81 Billy Sims, Sept. 30, 1984 vs. Detroit
- 77 Napoleon Kaufman, Sept. 22, 1996 at Oak.
- 75t David Montgomery, Nov. 12, 2023 vs. Detroit
- Dameon Pierce, Oct. 2, 2022 at Houston
- 74t Kenneth Walker III, Oct. 23, 2022 vs. Seattle
- Jack Spikes, Sept. 10, 1961 at Dallas Texans
- 71t Corey Dillon, Nov. 2, 1997 at Cincinnati

PASS COMPLETIONS

CHARGERS

- 99t S.Humphries to T.Martin, Sept. 18, 1994 at Sea.
- 91t J.Kemp to K.Lincoln, Nov. 12, 1961 at Denver
- 88t E.Luther to B.Duckworth, Dec. 3, 1984 vs. Chi.
- 85t J.Hadl to L.Alworth, Oct. 17, 1965 at Boston
- T.Rote to L.Alworth, Oct. 6, 1963 at Denver
- 84t P.Rivers to A.Ekeler, Dec. 8, 2019 at Jax.
- J.Hadl to G.Garrison, Oct. 5, 1968 at N.Y. Jets
- 83t R.Leaf to J.Graham, Nov. 19, 2000 at Denver
- 82t T.Rote to L.Alworth, Dec. 6, 1964 vs. N.Y. Jets
- 81t P.Rivers to D.Sproles, Sept. 20, 2009 vs. Bal.
- D.Fouts to C.Joiner, Oct. 17, 1976 vs. Hou. Oilers

OPPONENT

- 99t T.Green to M.Boerigter, Dec. 22, 2002 at K.C.
- 98t J.Lee to W.Dewveall, Nov. 25, 1962 at Hou. Oilers
- 96t J.Montana to J.Rice, Nov. 27, 1988 vs. S.F.
- 93t C.Morton to S.Watson, Sept. 27, 1981 at Denver
- 90t S.DeBerg to J.Birden, Nov. 18, 1990 at K.C.
- C.Davidson to D.Dorsey, Dec. 2, 1962 vs. Oak.
- 89t N.O'Donnell to D.Stone, Sept. 1, 1991 at Pit.
- 87t D.Carr to A.Cooper, Dec. 31, 2017 vs. Oak.
- J.Namath to D.Maynard, Nov. 24, 1968 vs. N.Y. Jets
- F.Tripucka to A.Frazier, Nov. 12, 1961 at Den.

FIELD GOALS

CHARGERS

- 59 Cameron Dicker, Oct. 21, 2024 at Arizona
- Michael Badgley, Dec. 9, 2018 vs. Cincinnati
- 57 Nate Kaeding, Dec. 21, 2008 at Tampa Bay
- 55 Cameron Dicker, Nov. 6, 2023 at N.Y. Jets
- Cameron Dicker, Oct. 22, 2023 at Kansas City
- Nate Kaeding, Nov. 29, 2009 vs. Kansas City
- 54 Josh Lambo, Oct. 12, 2015 vs. Pittsburgh
- Nate Kaeding, Oct. 1, 2006 at Baltimore
- John Carney, Sept. 17, 2000 at Kansas City
- John Carney, Sept. 6, 1998 vs. Buffalo
- John Carney, Nov. 10, 1991 vs. Seattle

OPPONENT

- 61 Brandon McManus, Jan. 2, 2022 vs. Denver
- 58 Harrison Butker, Sept. 20, 2020 vs. K.C. (OT)
- Harrison Butker, Sept. 20, 2020 vs. K.C. (OT)
- Dan Miller, Dec. 26, 1982 vs. Baltimore Colts
- 56 Greg Zuerlein, Sept. 19, 2021 vs. Dallas
- Justin Tucker, Dec. 22, 2018 vs. Baltimore
- Sebastian Janikowski, Oct. 9, 2016 at Oakland
- 55 Jason Sanders, Dec. 11, 2022 vs. Miami
- Daniel Carlson, Dec. 4, 2022 at Las Vegas
- Daniel Carlson, Sept. 11, 2022 vs. Las Vegas
- Jason Elam, Nov. 7, 1999 vs. Denver
- Gary Anderson, Nov. 25, 1984 at Pittsburgh
- George Blanda, Dec. 3, 1961 vs. Houston Oilers

PUNTS

CHARGERS

- 83 JK Scott, Dec. 10, 2023 vs. Denver
- 82 Paul Maguire, Nov. 19, 1961 vs. Dallas Texans
- 73 Dennis Pardee, Oct. 17, 1971 at Denver
- 72 Mike Scifres, Sept. 21, 2014 at Buffalo
- 71 Mike Scifres, Nov. 10, 2011 vs. Oakland
- Mike Scifres, Oct. 1, 2006 at Baltimore
- Mike Scifres, Dec. 4, 2005 vs. Oakland
- Maury Buford, Sept. 12, 1982 at Denver
- John Hadl, Nov. 8, 1964 at Denver
- 70 Mike Scifres, Nov. 25, 2007 vs. Baltimore

OPPONENT

- 81 Dustin Colquitt, Dec. 2, 2007 at Kansas City
- 79 Drew Butler, Dec. 9, 2012 at Pittsburgh
- 77 Greg Montgomery, Sept. 19, 1993 vs. Hou. Oilers
- 75 Kevin Huber, Dec. 1, 2013 vs. Cincinnati
- 74 Tommy Townsend, Sept. 15, 2022 at Kansas City
- Bob Grupp, Nov. 4, 1979 at Kansas City
- 73 Shane Lechler, Sept. 28, 2003 vs. Oakland
- 72 Ryan Plackemeier, Dec. 24, 2006 at Seattle
- Chris Gardocki, Oct. 26, 1997 vs. Indianapolis
- Bob Scarpitto, Oct. 22, 1967 at Denver
- Jerrel Wilson, Sept. 29, 1963 vs. Kansas City

INTERCEPTION RETURNS

CHARGERS

- 103t Vencie Glenn, Nov. 29, 1987 vs. Denver
- 102t Donald Frank, Oct. 31, 1993 at L.A. Raiders
- 100t Leslie "Speedy" Duncan, Oct. 15, 1967 vs. K.C.
- 99t Shaun Gayle, Dec. 23, 1995 at N.Y. Giants
- Stanley Richard, Sept. 4, 1994 at Denver
- Gill Byrd, Oct. 4, 1984 at Kansas City
- 90t Desmond King, Nov. 23, 2017 at Dallas
- Jahleel Addae, Jan. 1, 2017 vs. Kansas City
- 86 Trevor Williams, Sept. 30, 2018 vs. S.F.
- 83t Willie Clark, Sept. 22, 1996 at Oakland

OPPONENT

- 102t Louis Breedon, Nov. 8, 1981 vs. Cincinnati
- 99t Jaylen Watson, Sept. 15, 2022 at Kansas City
- Janoris Jenkins, Nov. 23, 2014 vs. St. Louis
- Kevin Ross, Sept. 6, 1992 vs. Kansas City
- 96t Ray Griffin, Nov. 11, 1979 at Cincinnati
- Bashaud Breeland, Dec. 10, 2017 vs. Was.
- 91t Chad Greenway, Sept. 27, 2015 at Minnesota
- Fred Williamson, Sept. 30, 1962 at Oakland
- 90t Leroy Butler, Sept. 15, 1996 at Green Bay
- Deion Sanders, Dec. 11, 1994 vs. S.F.
- 87t Mark McMillian, Dec. 14, 1997 vs. K.C.

KICKOFF RETURNS

CHARGERS

- 105t Richard Goodman, Jan. 1, 2012 at Oakland
- 103t Darren Sproles, Sept. 14, 2008 at Denver
- Keith Lincoln, Sept. 16, 1962 vs. Titans of N.Y.
- 101t Andre Roberts, Jan. 2, 2022 vs. Denver
- 99t Micheal Spurlock, Dec. 30, 2012 vs. Oakland
- 98t Gary Anderson, Nov. 17, 1985 at Denver
- 95t Nate Lewis, Nov. 17, 1991 vs. New Orleans
- 94t Jamie Holland, Dec. 18, 1988 vs. Kansas City
- 93t Ronney Jenkins, Nov. 18, 2001 at Oakland
- Ronney Jenkins, Sept. 10, 2000 vs. N.O.
- Anthony Miller, Nov. 20, 1988 at L.A. Rams

OPPONENT

- 104t Mecole Hardman, Dec. 29, 2019 at K.C.
- Ira Mathews, Oct. 25, 1979 at Oakland
- 103t Percy Harvin, Sept. 11, 2011 vs. Minnesota
- 101t Leon Washington, Sept. 26, 2010 at Seattle
- Brian Mitchell, Dec. 6, 1998 at Washington
- 99t Leon Washington, Sept. 26, 2010 at Seattle
- Byron Hanspard, Dec. 7, 1997 vs. Atlanta
- 98t Will Blackwell, Dec. 24, 2000 vs. Pittsburgh
- 97t Cassius Vaughn, Jan. 2, 2011 at Denver
- Tim Brown, Sept. 4, 1988 at L.A. Raiders

PUNT RETURNS

CHARGERS

95t Leslie "Speedy" Duncan, Nov. 24, 1968 vs. NYJ
90t Darrien Gordon, Sept. 25, 1994 at L.A. Raiders
88t Andre Coleman, Sept. 17, 1995 at Philadelphia
Mike Fuller, Oct. 9, 1977 at New Orleans
87t Derius Davis, Nov. 6, 2023 at N.Y. Jets
85t Eric Metcalf, Nov. 2, 1997 at Cincinnati
84t Tim Dwight, Sept. 9, 2001 vs. Washington
Ron Smith, Nov. 18, 1973 vs. New Orleans
83t Eric Metcalf, Nov. 30, 1997 vs. Denver
82t Paul Lowe, Oct. 7, 1961 at Boston

OPPONENT

95t Tyreek Hill, Jan. 1, 2017 vs. Kansas City
94t Dexter McCluster, Sept. 13, 2010 at K.C.
92t Rick Upchurch, Oct. 3, 1976 at Denver
91t Tyreek Hill, Sept. 9, 2018 vs. Kansas City
86t Tamarick Vanover, Oct. 9, 1995 at Kansas City
82t George Atkinson, Oct. 13, 1968 at Oakland
82 Ray Buchanan, Nov. 3, 1996 at Indianapolis
81 Dennis Northcutt, Nov. 5, 2006 vs. Cleveland
80t Phillip Buchanon, Dec. 28, 2003 vs. Oakland
79t Lemar Parrish, Dec. 6, 1970 vs. Cincinnati

FUMBLE RETURNS

CHARGERS

86t Eric Weddle, Nov. 30, 2008 vs. Atlanta
82t Donnie Edwards, Nov. 10, 2002 at St. Louis
81t Vencie Glenn, Oct. 22, 1989 vs. N.Y. Giants
79t Marlon McCree, Oct. 29, 2006 vs. St. Louis
78t Paul Bradford, Nov. 23, 1997 at San Francisco
75t Keith Browner (25 yds.) lateral to
Sam Seale(50 yds.), Nov. 20, 1988
at L.A. Rams
61t Tevaughn Campbell, Dec. 5, 2021 at Cincinnati
Caraun Reid, Sept. 25, 2016 at Indianapolis
58t Rick Redman, Oct. 2, 1966 vs. Miami
53t Darrell Stuckey, Dec. 7, 2014 vs. New England
53 Henry Rolling, Oct. 6, 1991 at L.A. Raiders

OPPONENT

97t Mike Edwards, Jan. 7, 2024 vs. Kansas City
68 A.J. Duhe, Oct. 15, 1978 vs. Miami
65t Tony Carter, Oct. 15, 2012 vs. Denver
64t Tyvon Branch, Oct. 10, 2010 at Oakland
63t Joey Browner, Sept. 2, 1984 at Minnesota
63 Rob Ninkovich, Oct. 24, 2010 vs. N.E.
62 Carlton Gray, Oct. 27, 1996 at Seattle
59t George Atkinson, Nov. 25, 1973 at Oakland
57t Tyreek Hill, Dec. 11, 2022 vs. Miami
56t Ifeadi Odenigbo, Dec. 15, 2019 vs. Minnesota

BLOCKED PUNT RETURNS

CHARGERS

35t Bob Zeman, Oct. 7, 1961 at Boston
21t Derrie Nelson, Nov. 13, 1983 vs. Dallas
19 Pete Lazetich, Sept. 24, 1972 vs. Denver
5 Gene Selawski, Oct. 22, 1961 at Oakland
4 Wayne Davis, Nov. 17, 1985 at Denver
3 Steve Heiden, Dec. 17, 2000 at Carolina
0t Jacob Hester, Oct. 25, 2009 at Kansas City
Darryll Lewis, Sept. 26, 1999 vs. Indianapolis
0s Carlos Polk, Sept. 22, 2002 at Arizona
0 Corey Lynch, Sept. 10, 2012 at Oakland

OPPONENT

37t Frank Warren, Nov. 17, 1991 vs. New Orleans
29t Adam Hayward, Nov. 11, 2012 at Tampa Bay
16 Randy McClanahan, Sept. 18, 1977 at Oak.
15 Walt Landers, Sept. 24, 1978 vs. Green Bay
14 Glen Cadrez, Oct. 13, 2002 vs. Kansas City
9 Tyrone Braxton, Oct. 2, 1988 vs. Denver
5t Hiram Eugene, Oct. 10, 2010 at Oakland
2t Jerry Robinson, Nov. 20, 1986 vs. L.A. Raiders
0s Nick Schommer, Oct. 31, 2010 vs. Tennessee
Rock Cartwright, Oct. 10, 2010 at Oakland

BLOCKED FIELD GOAL RETURNS

CHARGERS

72t Leslie "Speedy" Duncan, Nov. 23, 1967 vs. Den.
35 Tom Day, Oct. 15, 1967 vs. Kansas City
28 Jim Tolbert, Nov. 15, 1971 vs. St. Louis
27 Kenny Graham, Nov. 15, 1964 at Kansas City
25 Jeff Staggs, Oct. 25, 1970 vs. Houston Oilers

OPPONENT

66 Tommy Casanova, Sept. 22, 1974 at Cin.
65t Matt Ware, Oct. 23, 2005 at Philadelphia
60 Louis Wright, Nov. 17, 1985 at Denver
54t Doug Evans, Dec. 17, 2000 at Carolina
44t Devin McCourty, Dec. 6, 2020 vs. N.E.
42t Ray McElroy, Oct. 26, 1997 vs. Indianapolis
28 John Barmlett, Nov. 27, 1966 vs. Denver
17 Charlie West, Dec. 5, 1971 vs. Minnesota
Mike Statton, Oct. 1, 1967 vs. Buffalo
16 Daniel Thomas, Oct. 25, 2020 vs. Jax.
Fletcher Smith, Oct. 15, 1967 vs. Kansas City

MISSED FIELD GOAL RETURNS

CHARGERS

109t Antonio Cromartie, Nov. 4, 2007 at Min.

INDIVIDUAL POSTSEASON RECORDS

*NFL Record

SCORING

Most Points, Career

- 42 Nate Kaeding, 2004-09
- 37 Rolf Benirschke, 1977-86
- 30 John Carney, 1990-2000

Most Points, Game

- 15 Michael Badgley, AFC Wild Card, Jan. 6, 2019, at Baltimore
- 12 (10x) Last: Cameron Dicker and Austin Ekeler, AFC Wild Card, Jan. 14, 2023 at Jax.
- 11 Rolf Benirschke, AFC Divisional, Jan. 2, 1982 at Miami

Most Touchdowns, Career

- 4 Darren Sproles, 2005-09
- LaDainian Tomlinson, 2001-09
- Kellen Winslow, 1979-87
- Charlie Joiner, 1976-86
- 3 (4x) Last: Keenan Allen, 2013-22
- 2 (8x) Last: Austin Ekeler, 2017-22

Most Touchdowns, Game

- 2 (8x) Last: Austin Ekeler, AFC Wild Card Jan. 14, 2023 at Jacksonville
- 1 (53x) Last: Gerald Everett, AFC Wild Card Jan. 14, 2023 at Jacksonville

Most Points After Touchdown, Career

- 18 Nate Kaeding, 2004-09
- 16 Rolf Benirschke, 1977-86
- 9 John Carney, 1990-2000

Most Points After Touchdown, Game

- 6 George Blair, AFL Championship, Jan. 5, 1964 vs. Boston
- 5 Rolf Benirschke, AFC Divisional, Jan. 2, 1982 at Miami
- 4 (2x) Last: Nate Kaeding, AFC Divisional, Jan. 13, 2008 at Indianapolis

Most Two-Point Conversions, Game

- 1 (4x) Last: Keenan Allen, AFC Divisional, Jan. 13, 2019 at New England

FIELD GOALS

Most, Career

- 8 Nate Kaeding, 2004-09
- 7 John Carney, 1990-2000
- Rolf Benirschke, 1977-86
- 5 Michael Badgley, 2018-20

Most, Game

- 5 Michael Badgley, AFC Wild Card, Jan. 6, 2019 at Baltimore
- 4 Nate Kaeding, AFC Championship, Jan. 20, 2008 at New England
- 3 Cameron Dicker, AFC Wild Card, Jan. 14, 2023 at Jacksonville
- Ben Agajanian, AFL Championship, Jan. 1, 1961 vs. Houston Oilers

Longest

- 54 John Carney, AFC Wild Card, Dec. 31, 1995 vs. Indianapolis
- 53 Michael Badgley, AFC Wild Card, Jan. 6, 2019 at Baltimore
- 50 Cameron Dicker, AFC Wild Card, Jan. 14, 2023 at Jacksonville

RUSHING

Most Attempts, Career

- 110 Chuck Muncie, 1980-84
- 96 LaDainian Tomlinson, 2001-09
- 63 Natrone Means, 1993-95, 98-99

Most Attempts, Game

- 26 LaDainian Tomlinson, AFC Wild Card, Jan. 8, 2005 vs. New York Jets
- 25 Chuck Muncie, AFC First Round, Jan. 9, 1983 at Pittsburgh
- 24 Natrone Means, AFC Divisional, Jan. 8, 1995 vs. Miami
- Chuck Muncie, AFC Divisional, Jan. 2, 1982 at Miami

Most Yards, Career

- 516 Chuck Muncie, 1980-84
- 380 Paul Lowe, 1960-68
- 327 LaDainian Tomlinson, 2001-09

Most Yards, Game

- 206 Keith Lincoln, AFL Championship, Jan. 5, 1964 vs. Boston
- 165 Paul Lowe, AFL Championship, Jan. 1, 1961 at Houston Oilers
- 139 Natrone Means, AFC Divisional, Jan. 8, 1995 vs. Miami

Most Touchdowns, Career

- 4 LaDainian Tomlinson, 2001-09
- 3 Chuck Muncie, 1980-84
- 2 (6x) Last: Austin Ekeler, 2017-22

Most Touchdowns, Game

- 2 Austin Ekeler, AFC Wild Card, Jan. 14, 2023 at Jacksonville
- Darren Sproles, AFC Wild Card, Jan. 3, 2009 vs. Indianapolis
- LaDainian Tomlinson, AFC Divisional, Jan. 14, 2007 vs. New England
- 1 (24x) Last: Melvin Gordon, AFC Divisional, Jan. 13, 2019 at New England

Longest Run

- 67t Keith Lincoln, AFL Championship, Jan. 5, 1964 vs. Boston
- 58t Ronnie Brown, AFC Wild Card, Jan. 5, 2014 at Cincinnati
- Paul Lowe, AFL Championship, Jan. 5, 1964 vs. Boston
- 56t Keith Lincoln, AFL Championship, Jan. 5, 1964 vs. Boston

PASSING

Most Attempts, Career

- 355 Philip Rivers 2004-19
- 286 Dan Fouts 1973-87
- 228 Stan Humphries 1992-97

Most Completions, Career

- 211 Philip Rivers, 2004-19
- 159 Dan Fouts, 1973-1987
- 118 Stan Humphries, 1992-97

Highest Completion Pct., Career (min. 40 att.)

- 73.8 Drew Brees, 2001-04
- 59.4 Philip Rivers, 2004-19
- 58.1 Justin Herbert, 2020-22

Most Attempts, Game

- 53 Dan Fouts, AFC Divisional, Jan. 2, 1982 at Miami (OT)
- 51 Philip Rivers, AFC Divisional, Jan. 13, 2019 at New England
- 49 Stan Humphries, Super Bowl XXIX, Jan. 29, 1995 vs. San Francisco

Most Completions, Game

- 33 Dan Fouts, AFC Divisional, Jan. 2, 1982 at Miami (OT)
- 31 Drew Brees, AFC Wild Card, Jan. 8, 2005 vs. New York Jets
- 28 Stan Humphries, AFC Wild Card, Dec. 31, 1995 vs. Indianapolis

Highest Completion Pct, Game (min. 10 att.)

- 75.0 Philip Rivers, AFC Wild Card, Jan. 5, 2014 at Cincinnati
- 73.8 Drew Brees, AFC Wild Card, Jan. 8, 2005 vs. New York Jets
- 73.7 Philip Rivers, AFC Divisional, Jan. 13, 2008 at Indianapolis

Most Yards, Career

- 2,656 Philip Rivers, 2004-19
- 2,125 Dan Fouts, 1973-87
- 1,347 Stan Humphries, 1992-97

Most Yards, Game

- 433 Dan Fouts, AFC Divisional, Jan. 2, 1982 at Miami (OT)
- 336 Dan Fouts, AFC Championship, Jan. 11, 1981 vs. Oakland
- 333 Dan Fouts, AFC First Round, Jan. 9, 1983 at Pittsburgh

Most Touchdowns, Career

- 14 Philip Rivers, 2004-19
- 12 Dan Fouts, 1973-87
- 6 Stan Humphries, 1992-97

Most Touchdowns, Game

- 3 (5x) Last: Philip Rivers, AFC Divisional, Jan. 13, 2019 at New England
- 2 (6x) Last: Philip Rivers, AFC Divisional, Jan. 12, 2014 at Denver
- 1 (10x) Last: Justin Herbert, AFC Wild Card, Jan. 14, 2023 at Jacksonville

Highest Passer Rating, Career (min. 40 att.)

- 101.2 Drew Brees, 2001-04
- 84.7 Justin Herbert, 2020-22
- 84.2 Philip Rivers, 2004-19

Highest Passer Rating, Game (min. 10 att.)

- 145.3 Tobin Rote, AFL Championship, Jan. 5, 1964 vs. Boston
- 133.2 Philip Rivers, AFC Divisional, Jan. 13, 2008 at Indianapolis
- 132.1 John Hadl, AFL Championship, Jan. 5, 1964 vs. Boston

Most Games 300 Yards or More, Career

- 5 Dan Fouts, 1973-87
- 2 Philip Rivers, 2004-19
- 1 Drew Brees, 2001-04

Most Games 400 Yards or More, Career

- 1 Dan Fouts, 1973-87

Longest Completion

- 62t Philip Rivers, AFC Divisional, Jan. 11, 2009 at Pittsburgh
- 58 Philip Rivers, AFC Divisional, Jan. 14, 2007 vs. New England
- 56t Philip Rivers, AFC Divisional, Jan. 13, 2008 at Indianapolis

Most Interceptions, Career

- 16 Dan Fouts, 1973-87
- 13 Stan Humphries, 1992-97
- 10 Philip Rivers, 2004-19

Most Interceptions, Game

- 5 Dan Fouts, AFC Second Round, Jan. 16, 1983 at Miami
- Dan Fouts, AFC Divisional, Dec. 29, 1979 vs. Houston Oilers
- 4 (3x) Last: Stan Humphries, AFC Wild Card, Dec. 31, 1995 vs. Indianapolis
- 2 (9x) Last: Philip Rivers, AFC Divisional, Jan. 17, 2010 vs. New York Jets

RECEIVING

Most Receptions, Career

- 51 Antonio Gates, 2003-18
- 39 Ronnie Harmon, 1990-95
- 30 Charlie Joiner, 1976-86

Most Receptions, Game

- 13 Kellen Winslow, AFC Divisional, Jan. 2, 1982 at Miami (OT)
- 10 Ronnie Harmon, AFC Wild Card, Dec. 31, 1995 vs. Indianapolis
- 9 (4x) Last: Eric Parker, AFC Wild Card, Jan. 8, 2005 vs. New York Jets

Most Yards, Career

- 540 Antonio Gates, 2003-18
- 539 Charlie Joiner, 1976-86
- 503 Vincent Jackson, 2005-09

Most Yards, Game

- 166 Kellen Winslow, AFC Divisional, Jan. 2, 1982 at Miami (OT)
- 142 Keenan Allen, AFC Divisional, Jan. 12, 2014 at Denver
- 133 Ronnie Harmon, AFC Wild Card, Dec. 31, 1995 vs. Indianapolis

Most Touchdowns, Career

- 4 Kellen Winslow, 1979-87
- Charlie Joiner, 1976-86
- 3 Keenan Allen, 2013-22
- Vincent Jackson, 2005-11
- 2 (5x) Last: Antonio Gates, 2003-18

Most Touchdowns, Game

- 2 (4x) Last: Keenan Allen, AFC Divisional, Jan. 12, 2014 at Denver
- 1 (31x) Last: Gerald Everett, AFC Wild Card, Jan. 14, 2023 at Jacksonville

SCRIMMAGE YARDS

Most, Career

- 644 Chuck Muncie, 1980-84
- 540 Antonio Gates, 2003-18
- 539 Charlie Joiner, 1976-86

Most, Game

- 329 Keith Lincoln, AFL Championship, Jan. 5, 1964 vs. Boston
- 187 LaDainian Tomlinson, AFC Divisional, Jan. 14, 2007 vs. New England
- 170 Paul Lowe, AFL Championship, Jan. 1, 1961 at Houston Oilers

INTERCEPTIONS

Most Interceptions, Career

- 3 Asante Samuel, 2020-22
- Drayton Florence, 2003-07
- Glen Edwards, 1978-81
- 2 (5x) Last: Quentin Jammer, 2002-09
- 1 (21x) Last: Drue Tranquill, 2019-22

Most Interceptions, Game

- 3 Asante Samuel, AFC Wild Card Jan. 14, 2023 at Jacksonville
- 2 (4x) Last: Glen Edwards, AFC Divisional, Jan. 3, 1981 vs. Buffalo
- 1 (29x) Last: Drue Tranquill, AFC Wild Card, Jan. 14, 2023 at Jacksonville

Most Interception Return Yards, Career

- 62 Glen Edwards, 1978-81
- 45 Bud Whitehead, 1961-68
- 40 Darren Carrington, 1991-94

Most Interception Return Yards, Game

- 45 Bud Whitehead, AFL Championship Dec. 24, 1961 vs. Houston Oilers
- 40 Darren Carrington, AFC Wild Card, Jan. 12, 1993 vs. Kansas City
- 35 Bruce Laird, AFC First Round, Jan. 9, 1983 at Pittsburgh
- Glen Edwards, AFC Divisional, Jan. 2, 1982 at Miami (OT)

Longest Interception Return

- 40 Darren Carrington, AFC Wild Card, Jan. 12, 1993 vs. Kansas City
- 30 Shareece Wright, AFC Wild Card, Jan. 5, 2014 at Cincinnati
- Antonio Cromartie, AFC Divisional, Jan. 13, 2008 at Indianapolis
- 24 Quentin Jammer, AFC Divisional, Jan. 17, 2010 vs. New York Jets

SACKS

Most, Career (since 1982)

- 3.0 Shawn Lee, 1992-95
- 2.5 Leslie O'Neal, 1992-95
- 2.0 Melvin Ingram, 2012-20
- Eric Weddle, 2007-15
- Luis Castillo, 2005-11
- Shawne Merriman, 2005-10
- Raylee Johnson, 1993-2003
- Burt Grossman, 1989-93

Most, Game (since 1982)

- 2.5 Leslie O'Neal, AFC Wild Card, Jan. 2, 1993 vs. Kansas City
- 2.0 (6x) Last: Melvin Ingram, AFC Wild Card, Jan. 6, 2019 at Baltimore
- 1.5 Steve Foley, AFC Wild Card, Jan. 8, 2005 vs. New York Jets

PUNTING

Most Punts, Career

- 52 Mike Scifres, 2003-13
- 13 John Kidd, 1990-94
- 11 Donnie Jones, 2018
- Bryan Wagner, 1994

Most Punts, Game

- 7 Mike Scifres, AFC Divisional, Jan. 14, 2007 vs. New England
- John Kidd, AFC Divisional, Jan. 10, 1993 at Miami
- 6 (7x) Last: Donnie Jones, AFC Divisional, Jan. 13, 2019 at New England
- 5 (7x) Last: JK Scott, AFC Wild Card, Jan. 14, 2023 at Jacksonville

Most Yards, Career

- 2,330 Mike Scifres, 2003-13
- 587 John Kidd, 1990-94
- 474 Bryan Wagner, 1994

Most Yards, Game

- 324 John Kidd, AFC Divisional, Jan. 10, 1993 at Miami
- 316 Mike Scifres, AFC Wild Card, Jan. 3, 2009 vs. Indianapolis (OT)
- 297 Mike Scifres, AFC Wild Card, Jan. 17, 2010 vs. New York Jets

Longest Punt

- 67 Mike Scifres, AFC Wild Card, Jan. 3, 2009 vs. Indianapolis (OT)
- 66 Mike Scifres, AFC Divisional, Jan. 13, 2008 at Indianapolis
- 65 Darren Bennett, AFC Wild Card, Dec. 31, 1995 vs. Indianapolis

Highest, Career (minimum 4 punts)

- 45.2 John Kidd, 1990-94
- 44.8 Mike Scifres, 2003-13
- 43.9 John Hadl, 1962-72

Highest, Game (minimum 2 punts)

- 59.0 Mike Scifres, AFC Divisional, Jan. 13, 2008 at Indianapolis
- 54.5 Darren Bennett, AFC Wild Card, Dec. 31, 1995 vs. Indianapolis
- 52.7 Mike Scifres, AFC Wild Card, Jan. 3, 2009 vs. Indianapolis (OT)

PUNT RETURNS

Most Returns, Career

- 12 Darren Sproles, 2005-09
- 8 Mike Fuller, 1975-80
- 7 Eric Parker, 2002-06

Most Returns, Game

- 5 Eric Parker, AFC Divisional, Jan. 14, 2007 vs. New England
- 4 (2x) Last: Desmond King, AFC Wild Card, Jan. 6, 2019 at Baltimore
- 3 (6x) Last: Darren Sproles, AFC Wild Card, Jan. 3, 2009 vs. Indianapolis (OT)

Most Yards, Career

- 107 Darren Sproles, 2005-09
- 99 Mike Fuller, 1975-80
- 63 Wes Chandler, 1981-87

Most Yards, Game

- 72 Darren Sproles, AFC Wild Card, Jan. 3, 2009 vs. Indianapolis (OT)
- 56 Wes Chandler, AFC Divisional, Jan. 2, 1982 at Miami (OT)
- 46 Desmond King, AFC Wild Card, Jan. 6, 2019 at Baltimore

Longest Return

- 56t Wes Chandler, AFC Divisional, Jan. 2, 1982 at Miami (OT)
- 33 Desmond King, AFC Wild Card, Jan. 6, 2019 at Baltimore

Most Touchdowns, Career

- 1 Wes Chandler, 1981-87

KICKOFF RETURNS

Most Returns, Career

- 21 Darren Sproles, 2005-09
- 19 Andre Coleman, 1994-96
- 17 James Brooks, 1981-83

Most Returns, Game

- 8 Andre Coleman, Super Bowl XXIX, Jan. 29, 1995 vs. San Francisco
- 6 Andre Coleman, AFC Wild Card, Dec. 31, 1995 vs. Indianapolis
- 5 (6x) Last: Desmond King, AFC Divisional, Jan. 13, 2019 at New England

Most Yards, Career

- 537 Darren Sproles, 2005-09
- 483 Andre Coleman, 1994-96
- 283 James Brooks, 1981-83

Most Yards, Game

- 244 Andre Coleman, Super Bowl XXIX, Jan. 29, 1995 vs. San Francisco
- 164 Darren Sproles, AFC Divisional, Jan. 11, 2009 at Pittsburgh
- 147 Leslie "Speedy" Duncan, AFL Championship, Dec. 26, 1964 at Buffalo

Longest Return

- 98t Andre Coleman, Super Bowl XXIX, Jan. 29, 1995 vs. San Francisco
- 72 Desmond King, AFC Wild Card, Jan. 6, 2019 at Baltimore
- 63 Darren Sproles, AFC Divisional, Jan. 11, 2009 at Pittsburgh

Most Touchdowns, Career

- 1 Andre Coleman, 1994-96

SERVICE

Most Games

- 12 Antonio Gates, 2003-18
- David Binn, 1994-2010
- 11 Philip Rivers, 2004-19
- 10 Nick Hardwick, 2004-13
- Mike Scifres, 2004-13

TEAM POSTSEASON RECORDS

*NFL Record

POINTS

Most, Quarter

- 24 AFC Championship, Jan. 2, 1982 at Miami (1st Q)
- 21 AFL Championship, Jan. 5, 1964 vs. Boston (1st Q)
- 17 AFC Wild Card, Jan. 14, 2023 at Jax. (1st Q)
- AFC Divisional, Jan. 12, 2014 at Den. (4th Q)

Most, Quarter, Opponent

- 21 AFC Divisional, Jan. 13, 2019 at New England (2nd Q)
- AFC Divisional, Jan. 10, 1993 at Mia. (2nd Q)
- AFC Championship, Jan. 11, 1981 vs. Oakland (1st Q)
- 20 AFC Second Round, Jan. 16, 1983 at Miami (2nd Q)
- 14 (11x) Last: AFC Wild Card, Jan. 6, 2019 at Bal.

Most Quarter, Both Teams

- 33 AFC Second Round, Jan. 16, 1983 at Miami (2nd Q)
- 28 (4x) Last: AFC Divisional, Jan. 11, 2009 at Pittsburgh (4th Q)
- 25 AFC Wild Card, Jan. 6, 2019 at Bal. (4th Q)

Most, Game

- 51 AFL Championship, Jan. 5, 1964 vs. Boston
- 41 AFC Divisional, Jan. 2, 1982 at Miami (OT)
- 31 AFC First Round, Jan. 9, 1983 at Pittsburgh

Most, Game, Opponent

- 49 Super Bowl XXIX, Jan. 29, 1995 vs. S.F.
- 41 AFC Divisional, Jan. 13, 2019 at New England
- 38 AFC Divisional, Jan. 2, 1982 at Miami (OT)

Most, Game, Both Teams

- 79 AFC Divisional, Jan. 2, 1982 at Miami (OT)
- 75 Super Bowl XXIX, Jan. 29, 1995 vs. S.F.
- 69 AFC Divisional, Jan. 13, 2019 at New England

Fewest, Game

- 0 AFC Divisional, Jan. 10, 1993 at Miami
- AFL Championship, Dec. 26, 1965 vs. Buffalo
- 3 AFL Championship, Dec. 24, 1961 vs. Houston Oilers
- 7 AFC Championship, Jan. 10, 1982 at Cincinnati
- AFL Championship, Dec. 26, 1964 at Buffalo

Fewest, Game, Opponent

- 0 AFC Wild Card, Jan. 2, 1993 vs. Kansas City
- 6 AFC Wild Card, Jan. 6, 2008 vs. Tennessee
- 10 (3x) Last: AFC Wild Card, Jan. 5, 2014 at Cincinnati

Fewest, Game, Both Teams

- 13 AFL Championship, Dec. 24, 1961 vs. Houston Oilers
- 17 AFC Wild Card, Jan. 2, 1993 vs. Kansas City
- 23 (2x) Last: AFC Wild Card, Jan. 6, 2008 vs. Tennessee

TOUCHDOWNS

Most, Game

- 7 AFL Championship, Jan. 5, 1964 vs. Boston
- 5 AFC Divisional, Jan. 2, 1982 at Miami (OT)
- 4 (3x) Last: AFC Divisional, Jan. 13, 2019 at New England

Most, Game, Opponent

- 7 Super Bowl XXIX, Jan. 29, 1995 vs. S.F.
- 5 (4x) Last: AFC Divisional, Jan. 13, 2019 at New England
- 4 (5x) Last: AFC Wild Card, Jan. 14, 2023 at Jacksonville

Most, Game, Both Teams

- 10 Super Bowl XXIX, Jan. 29, 1995 vs. S.F.
- AFC Divisional, Jan. 2, 1982 at Miami (OT)
- 9 AFC Divisional, Jan. 13, 2019 at New England
- 8 (3x) Last: AFC Divisional, Jan. 11, 2009 at Pittsburgh

POINTS AFTER TOUCHDOWN

Most, Game

- 6 AFL Championship, Jan. 5, 1964 vs. Boston
- 5 AFC Divisional, Jan. 2, 1982 at Miami (OT)
- 4 (2x) Last: AFC Divisional, Jan. 13, 2008 at Indianapolis

Most, Game, Opponent

- 7 Super Bowl XXIX, Jan. 29, 1995 vs. S.F.
- 5 (4x) Last: AFC Divisional, Jan. 13, 2019 at New England
- 4 (4x) Last: AFC Divisional, Jan. 10, 1993 at Miami

Most, Game, Both Teams

- 10 Super Bowl XXIX, Jan. 29, 1995 vs. S.F.
- AFC Divisional, Jan. 2, 1982 at Miami (OT)
- 8 (2x) Last: AFC Divisional, Jan. 11, 2009 at Pittsburgh
- 7 (5x) Last: AFC Divisional, Jan. 13, 2019 at New England

Most Two-Point Conversions, Game

- 2 Super Bowl XXIX, Jan. 29, 1995 vs. S.F.
- 1 AFC Divisional, Jan. 13, 2019 at New England

Most Two-Point Conversions, Game, Opponent

- 1 AFC Wild Card, Jan. 14, 2023 at Jacksonville
- AFC Divisional, Jan. 14, 2007 vs. N.E.

FIELD GOALS

Most, Game

- 5 AFC Wild Card, Jan. 6, 2019 at Baltimore
- 4 AFC Championship, Jan. 20, 2008 at N.E.
- 3 AFC Wild Card, Jan. 14, 2023 at Jacksonville
- AFL Championship, Jan. 1, 1961 at Houston Oilers

Most, Game, Opponent

- 4 AFC Championship, Jan. 20, 2008 at N.E.
- 3 (2x) Last: AFC Divisional, Jan. 14, 2007 at New England
- 2 (7x) Last: AFC Divisional, Jan. 13, 2019 at New England

Most, Game, Both Teams

- 6 AFC Wild Card, Jan. 6, 2019 at Baltimore
- 4 (4x) Last: AFC Wild Card, Jan. 14, 2023 at Jacksonville
- 3 (7x) Last: AFC Wild Card, Jan. 5, 2014 at Cincinnati

FIRST DOWNS

Most, Game

- 33 AFC Divisional, Jan. 2, 1982 at Miami (OT)
- 29 AFC First Round, Jan. 9, 1983 at Pittsburgh
- 28 AFC Divisional, Jan. 8, 1995 vs. Miami

Most, Game, Opponent

- 30 AFC Divisional, Jan. 13, 2019 at New England
- 29 AFC Second Round, Jan. 16, 1983 at Miami
- 28 Super Bowl XXIX, Jan. 29, 1995 vs. S.F.

Most, Game, Both Teams

- 58 AFC Divisional, Jan. 2, 1982 at Miami (OT)
- 55 AFC First Round, Jan. 9, 1983 at Pittsburgh
- 52 AFC Divisional, Jan. 13, 2019 at New England

Fewest, Game

- 10 AFC Divisional, Jan. 10, 1993 at Miami
- 12 AFL Championship, Dec. 26, 1965 vs. Buffalo
- 13 (2x) Last: AFC Divisional, Jan. 12, 2014 at Denver

Fewest, Game, Opponent

- 11 AFC Wild Card, Jan. 6, 2019 at Baltimore
- 14 (3x) Last: AFC Divisional, Jan. 17, 2010 vs. New York Jets
- 15 (2x) Last: AFC Wild Card, Jan. 6, 2008 vs. Tennessee

Fewest, Game, Both Teams

- 25 AFC Wild Card, Jan. 6, 2019 at Baltimore
- 26 AFL Championship, Dec. 26, 1965 vs. Buffalo
- 28 AFC Divisional, Jan. 10, 1993 at Miami

FIRST DOWNS RUSHING

Most, Game

- 12 AFC Divisional, Jan. 14, 2007 at N.E.
- AFC Divisional, Jan. 8, 1995 vs. Miami
- 11 (5x) Last: AFC Wild Card, Jan. 3, 2009 vs. Indianapolis (OT)
- 10 AFC Divisional, Jan. 2, 1982 at Miami (OT)

Most, Game, Opponent

- 15 AFC Second Round, Jan. 16, 1983 at Miami
- 13 (2x) Last: AFC Divisional, Jan. 12, 2014 at Denver
- 12 (2x) Last: AFC Divisional, Jan. 11, 2009 at Pittsburgh

Most, Game, Both Teams

- 20 AFC Second Round, Jan. 16, 1983 at Miami
- 19 (2x) Last: AFC Wild Card, Jan. 5, 2014 at Cincinnati
- 17 (3x) Last: AFC Championship, Jan. 20, 2008 at New England

Fewest, Game

- 1 (2x) Last: AFC Divisional, Jan. 12, 2014 at Denver
- 2 (2x) Last: AFC Divisional, Jan. 13, 2019 at New England
- 3 (2x) Last: AFC Wild Card, Jan. 6, 2019 at Baltimore

Fewest, Game, Opponent

- 2 AFC Divisional, Jan. 8, 1995 vs. Miami
- 3 (3x) Last: AFC Divisional, Jan. 14, 2007 at New England
- 4 (5x) Last: AFC Wild Card, Jan. 6, 2019 at Baltimore

Fewest, Game, Both Teams

- 7 AFC Wild Card, Jan. 6, 2019 at Baltimore
- 8 (3x) Last: AFC Divisional, Jan. 17, 2010 vs. New York Jets
- 9 AFC Wild Card, Jan. 14, 2023 at Jacksonville
- AFL Championship, Dec. 26, 1965 vs. Buffalo

FIRST DOWNS PASSING

Most, Game

- 21 AFC Divisional, Jan. 2, 1982 at Miami (OT)
- 20 AFC Wild Card, Dec. 31, 1995 vs. Indianapolis
- 19 AFC First Round, Jan. 9, 1983 at Pittsburgh

Most, Game, Opponent

- 21 AFC Divisional, Jan. 13, 2008 at Indianapolis
- AFC Divisional, Jan. 2, 1982 at Miami (OT)
- 20 AFC Wild Card, Jan. 5, 2014 at Cincinnati
- 19 AFC First Round, Jan. 9, 1983 at Pittsburgh

Most, Game, Both Teams

- 42 AFC Divisional, Jan. 2, 1982 at Miami (OT)
- 38 AFC First Round, Jan. 9, 1983 at Pittsburgh
- 35 AFC Divisional, Jan. 13, 2008 at Indianapolis

Fewest, Game

- 7 (5x) Last: AFC Divisional, Jan. 10, 1993 at Miami
- 8 (3x) Last: AFC Wild Card, Jan. 6, 2019 at Baltimore
- 9 (4x) Last: AFC Wild Card, Jan. 5, 2014 at Cincinnati

Fewest, Game, Opponent

- 5 AFC Divisional, Dec. 29, 1979 vs. Houston Oilers
- 6 AFC Divisional, Jan. 17, 2010 vs. N.Y. Jets
- 7 AFC Wild Card, Jan. 6, 2019 at Baltimore

Fewest, Game, Both Teams

- 15 (2x) Last: AFC Wild Card, Jan. 6, 2019 at Baltimore
- 16 (3x) Last: AFC Divisional, Jan. 10, 1993 at Miami
- 17 (2x) Last: AFC Wild Card, Jan. 2, 1993 vs. Kansas City

TOTAL NET YARDS GAINED

Most, Game

- 601 AFL Championship, Jan. 5, 1964 vs. Boston
- 564 AFC Divisional, Jan. 2, 1982 at Miami (OT)
- 479 AFC First Round, Jan. 9, 1983 at Pittsburgh

Most, Game, Opponent

- 498 AFC Divisional, Jan. 13, 2019 at New England
- 466 AFC Divisional, Jan. 2, 1982 at Miami (OT)
- 449 Super Bowl XXIX, Jan. 29, 1995 vs. S.F.

Most, Game, Both Teams

- 1,030 AFC Divisional, Jan. 2, 1982 at Miami (OT)
- 901 AFC First Round, Jan. 9, 1983 at Pittsburgh
- 862 AFL Championship, Jan. 5, 1964 vs. Boston

NET YARDS GAINED RUSHING

Most, Game

- 309 AFL Championship, Jan. 5, 1964 vs. Boston
- 202 AFC Wild Card, Jan. 8, 1995 vs. Miami
- 196 AFC Wild Card, Jan. 5, 2014 at Cincinnati

Most, Game, Opponent

- 219 AFL Championship, Dec. 26, 1964 vs. Buffalo
- 214 AFC Second Round, Jan. 16, 1983 at Miami
- 178 AFC Wild Card, Dec. 31, 1995 vs. Indianapolis

Most, Game, Both Teams

- 384 AFL Championship, Jan. 5, 1964 vs. Boston
- 343 AFL Championship, Dec. 26, 1964 vs. Buffalo
- 323 AFC Wild Card, Dec. 31, 1995 vs. Indianapolis

NET YARDS GAINED PASSING

Most, Game

- 415 AFC Divisional, Jan. 2, 1982 at Miami (OT)
- 351 AFC Championship, Jan. 11, 1981 vs. Oakland
- 333 AFC First Round, Jan. 9, 1983 at Pittsburgh

Most, Game, Opponent

- 402 AFC Divisional, Jan. 13, 2008 at Indianapolis
- 388 AFC Divisional, Jan. 2, 1982 at Miami (OT)
- 349 AFC Championship, Jan. 15, 1995 at Pit.

Most, Game, Both Teams

- 803 AFC Divisional, Jan. 2, 1982 at Miami (OT)
- 714 AFC Divisional, Jan. 13, 2008 at Indianapolis
- 659 AFC Divisional, Jan. 13, 2019 at New England

LEAGUE

STATS

2024 NATIONAL FOOTBALL LEAGUE

TEAM OFFENSIVE TOTALS

CATEGORY	BAL	BUF	CIN	CLE	DEN	HOU	IND	JAX	KC	LAC	LV
GAMES (W-L-T)	8-5-0	10-3-0	5-8-0	3-10-0	8-5-0	8-5-0	6-7-0	3-10-0	12-1-0	8-5-0	2-11-0
FIRST DOWNS	298	274	276	238	232	248	229	219	282	224	235
Rushing	117	106	62	72	89	71	92	73	88	81	56
Passing	154	138	189	147	128	159	120	133	173	123	160
Penalty	27	30	25	19	15	18	17	13	21	20	19
YDS GAINED (tot)	5492	4615	4705	4069	4162	4358	4049	3863	4397	4026	3939
Avg per Game	422.5	355.0	361.9	313.0	320.2	335.2	311.5	297.2	338.2	309.7	303.0
RUSHING (net)	2328	1634	1174	1151	1445	1483	1544	1286	1438	1449	1028
Avg per Game	179.1	125.7	90.3	88.5	111.2	114.1	118.8	98.9	110.6	111.5	79.1
Rushes	407	362	283	299	343	351	347	297	356	352	281
Yards per Rush	5.7	4.5	4.2	3.9	4.2	4.2	4.5	4.3	4.0	4.1	3.7
PASSING (net)	3164	2981	3531	2918	2717	2875	2505	2577	2959	2577	2911
Avg per Game	243.4	229.3	271.6	224.5	209.0	221.2	192.7	198.2	227.6	198.2	223.9
Attempts	380	397	490	512	437	445	386	407	464	369	487
Completions	255	255	335	313	280	280	216	252	316	237	318
Completion Pct	67.1%	64.2%	68.4%	61.1%	64.1%	62.9%	56.0%	61.9%	68.1%	64.2%	65.3%
Yards Gained	3291	3042	3706	3205	2875	3209	2702	2777	3189	2791	3185
Sacked	19	13	32	53	19	42	24	25	35	38	43
Yards Lost	127	61	175	287	158	334	197	200	230	214	274
Had Intercepted	3	5	6	14	8	9	14	12	11	1	13
Yards Opp Ret	38	86	72	295	33	73	94	72	130	0	174
Opp TDs on Int	0	0	1	2	0	0	1	0	0	0	1
PUNTS	42	43	44	69	60	60	54	52	41	63	49
Avg Yards	47.9	46.5	49.3	50.1	47.1	46.9	50.0	51.2	49.4	46.9	50.7
PUNT RETURNS	14	22	26	39	23	35	18	18	23	17	22
Avg Return	10.9	11.9	6.9	10.2	13.5	7.8	10.2	13.6	10.3	12.8	9.3
Returned for TD	0	0	0	0	0	0	0	1	0	0	0
KICKOFF RETURNS	26	15	29	29	12	20	18	25	20	13	18
Avg Return	25.4	25.1	28.3	23.8	28.1	29.0	28.7	24.8	27.1	29.4	30.3
Returned for TD	0	0	1	0	0	0	0	0	0	0	0
PENALTIES	105	80	73	96	83	95	72	72	76	74	76
Yards Penalized	885	611	592	725	746	769	517	514	674	556	642
FUMBLES BY	15	8	17	14	11	8	16	14	7	16	17
Fumbles Lost	6	2	8	7	7	5	6	7	3	5	12
Opp Fumbles	13	19	11	14	12	18	18	6	15	8	8
Opp Fumbles Lost	4	11	6	7	6	8	9	3	4	4	1
POSS. TIME (avg)	30:37	29:40	29:39	30:39	29:18	32:09	26:19	26:13	31:48	30:05	29:12
TOUCHDOWNS	47	49	44	26	32	31	29	26	32	28	23
Rushing	17	24	9	6	10	14	12	11	11	13	8
Passing	29	23	33	18	18	15	16	13	20	14	14
Returns	1	2	2	2	4	2	1	2	1	1	1
EXTRA POINT KICKS	42/44	44/48	40/41	16/18	31/31	29/29	25/25	20/20	29/30	23/26	19/19
2-PT CONVERSIONS	1/3	1/1	1/3	5/8	0/1	0/2	1/4	4/6	0/1	1/2	2/4
FIELD GOALS MADE/ATTEMPTED	19/27	19/23	18/24	16/25	26/29	31/37	22/25	18/20	29/32	28/30	25/30
POINTS SCORED	383	397	362	232	305	308	267	238	308	277	236

2024 NATIONAL FOOTBALL LEAGUE

TEAM DEFENSIVE TOTALS

CATEGORY	BAL	BUF	CIN	CLE	DEN	HOU	IND	JAX	KC	LAC	LV
POINTS ALLOWED	318	268	360	335	234	288	298	345	252	207	361
OPP FIRST DOWNS	269	259	283	226	247	231	278	299	240	238	255
Rushing	59	84	106	84	62	75	106	100	74	85	75
Passing	179	154	153	126	154	130	155	174	144	129	158
Penalty	31	21	24	16	31	26	17	25	22	24	22
OPP YARDS GAINED (tot)	4519	4316	4752	4462	4104	4010	4932	5149	4031	4208	4352
Avg per Game	347.6	332.0	365.5	343.2	315.7	308.5	379.4	396.1	310.1	323.7	334.8
OPP RUSHING (net)	1075	1600	1694	1663	1231	1426	1911	1724	1148	1529	1529
Avg per Game	82.7	123.1	130.3	127.9	94.7	109.7	147.0	132.6	88.3	117.6	117.6
Rushes	303	339	379	369	325	325	418	397	306	334	348
Yards per Rush	3.6	4.7	4.5	4.5	3.8	4.4	4.6	4.3	3.8	4.6	4.4
OPP PASSING (net)	3444	2716	3058	2799	2873	2584	3021	3425	2883	2679	2823
Avg per Game	264.9	208.9	235.2	215.3	221.0	198.8	232.4	263.5	221.8	206.1	217.2
Pass Attempts	489	421	439	383	471	430	423	441	430	438	433
Pass Completions	316	291	282	234	304	242	298	307	283	278	286
Completion Pct	64.6%	69.1%	64.2%	61.1%	64.5%	56.3%	70.5%	69.6%	65.8%	63.5%	66.1%
Yards Gained	3687	2909	3194	3005	3146	2868	3226	3602	3036	2871	3066
Sacked	41	29	24	33	47	42	32	25	27	39	29
Yards Lost	243	193	136	206	273	284	205	177	153	192	243
INTERCEPTED BY	7	13	8	4	12	16	9	5	6	13	7
Yards Returned	1	119	168	-2	409	197	66	38	52	151	116
Returned for TD	0	2	1	0	3	1	0	0	0	1	1
OPP PUNT RETURNS	21	18	21	28	24	19	24	22	19	26	18
Avg Return	7.8	9.0	8.7	15.3	7.9	4.3	11.3	9.2	11.2	9.4	11.9
Returned for TD	0	0	0	1	0	0	0	0	0	0	0
OPP KICKOFF RETURNS	18	20	13	22	18	30	10	7	19	19	22
Avg Return	27.5	32.0	24.9	27.5	26.1	26.3	28.3	29.6	29.1	28.5	24.1
Returned for TD	0	1	0	1	0	0	0	0	0	0	0
OPP TOUCHDOWNS	34	31	43	40	23	33	32	39	28	21	39
Rushing	11	10	16	18	6	7	14	15	10	6	12
Passing	23	18	24	18	17	26	17	24	18	15	24
Returns	0	3	3	4	0	0	1	0	0	0	3

2024 NATIONAL FOOTBALL LEAGUE

TEAM OFFENSIVE TOTALS

CATEGORY	MIA	NE	NYJ	PIT	TEN	ARI	ATL	CAR	CHI	DAL	DET
GAMES (W-L-T)	6-7-0	3-10-0	3-10-0	10-3-0	3-10-0	6-7-0	6-7-0	3-10-0	4-9-0	5-8-0	12-1-0
FIRST DOWNS	266	226	233	250	229	262	269	217	234	249	306
Rushing	70	77	56	94	84	103	87	73	79	67	115
Passing	171	126	154	122	120	141	160	126	132	150	170
Penalty	25	23	23	34	25	18	22	18	23	32	21
YDS GAINED (tot)	4313	3784	3898	4395	3840	4524	4823	3810	3751	4194	5133
Avg per Game	331.8	291.1	299.9	338.1	295.4	348.0	371.0	293.1	288.5	322.6	394.9
RUSHING (net)	1368	1554	1131	1717	1463	1818	1571	1381	1376	1186	1964
Avg per Game	105.2	119.5	87.0	132.1	112.5	139.9	120.9	106.2	105.9	91.2	151.1
Rushes	349	342	277	438	340	353	359	315	336	300	423
Yards per Rush	3.9	4.5	4.1	3.9	4.3	5.2	4.4	4.4	4.1	4.0	4.6
PASSING (net)	2945	2230	2767	2678	2377	2706	3252	2429	2375	3008	3169
Avg per Game	226.5	171.5	212.9	206.0	182.9	208.2	250.2	186.9	182.7	231.4	243.8
Attempts	450	416	466	376	401	396	442	430	436	510	393
Completions	315	266	295	245	249	271	295	264	271	318	285
Completion Pct	70.0%	63.9%	63.3%	65.2%	62.1%	68.4%	66.7%	61.4%	62.2%	62.4%	72.5%
Yards Gained	3173	2524	3002	2909	2633	2862	3434	2561	2752	3194	3354
Sacked	32	43	31	35	45	23	26	22	56	33	25
Yards Lost	228	294	235	231	256	156	182	132	377	186	185
Had Intercepted	5	9	8	4	13	8	15	13	5	12	10
Yards Opp Ret	80	118	196	51	193	124	200	212	36	119	49
Opp TDs on Int	1	1	2	1	3	1	1	1	0	0	0
PUNTS	42	58	53	49	62	41	36	56	63	47	39
Avg Yards	46.0	50.2	48.1	47.1	49.0	48.9	47.6	45.4	48.7	47.9	50.7
PUNT RETURNS	20	25	28	23	29	14	16	20	18	14	33
Avg Return	9.5	15.2	8.2	11.3	7.6	9.8	9.4	8.7	9.6	11.5	13.6
Returned for TD	0	0	0	1	0	0	0	0	0	1	1
KICKOFF RETURNS	18	17	23	17	31	23	22	35	18	28	9
Avg Return	28.3	25.1	30.7	21.2	26.2	28.5	26.0	24.8	29.4	33.9	33.6
Returned for TD	0	0	1	0	0	1	0	0	0	2	0
PENALTIES	85	88	99	85	104	67	79	95	80	90	81
Yards Penalized	691	718	855	689	783	622	688	758	636	656	786
FUMBLES BY	19	21	15	14	22	17	17	12	11	25	10
Fumbles Lost	8	8	5	7	10	8	5	5	5	11	2
Opp Fumbles	10	18	16	23	12	16	14	12	17	15	15
Opp Fumbles Lost	4	5	8	13	4	7	4	6	10	5	6
POSS. TIME (avg)	31:32	29:36	29:02	32:30	31:01	28:42	29:24	27:39	30:04	28:39	32:10
TOUCHDOWNS	27	22	29	31	23	29	30	25	30	26	51
Rushing	9	8	7	12	7	12	11	11	12	4	22
Passing	18	13	21	17	16	15	17	14	16	18	27
Returns	0	1	1	2	0	2	2	0	2	4	2
EXTRA POINT KICKS	20/21	17/18	22/24	29/29	22/22	25/25	25/25	21/22	20/21	23/23	48/49
2-PT CONVERSIONS	2/5	3/4	2/5	0/2	0/1	3/4	2/4	1/3	3/9	1/3	0/1
FIELD GOALS MADE/ATTEMPTED	26/30	22/28	17/23	36/39	21/22	25/29	23/31	20/23	16/20	29/34	21/22
POINTS SCORED	264	221	251	323	227	284	278	233	254	268	417

2024 NATIONAL FOOTBALL LEAGUE

TEAM DEFENSIVE TOTALS

CATEGORY	MIA	NE	NYJ	PIT	TEN	ARI	ATL	CAR	CHI	DAL	DET
POINTS ALLOWED	292	307	300	238	342	289	333	388	278	366	234
OPP FIRST DOWNS	242	263	259	232	235	267	263	306	243	263	241
Rushing	76	92	96	78	80	93	100	124	93	109	63
Passing	145	146	127	135	122	157	149	155	134	137	142
Penalty	21	25	36	19	33	17	14	27	16	17	36
OPP YARDS GAINED (tot)	4139	4423	3989	4034	3794	4427	4548	4997	4586	4749	4142
Avg per Game	318.4	340.2	306.9	310.3	291.9	340.5	349.9	384.4	352.8	365.3	318.6
OPP RUSHING (net)	1373	1621	1559	1190	1512	1584	1570	2211	1752	1845	1221
Avg per Game	105.6	124.7	119.9	91.5	116.3	121.9	120.8	170.1	134.8	141.9	93.9
Rushes	317	377	387	291	365	355	357	445	366	383	281
Yards per Rush	4.3	4.3	4.0	4.1	4.1	4.5	4.4	5.0	4.8	4.8	4.4
OPP PASSING (net)	2766	2802	2430	2844	2282	2843	2978	2786	2834	2904	2921
Avg per Game	212.8	215.5	186.9	218.8	175.5	218.7	229.1	214.3	218.0	223.4	224.7
Pass Attempts	422	400	387	443	375	415	429	399	383	391	455
Pass Completions	274	261	240	276	248	288	309	274	244	265	276
Completion Pct	64.9%	65.3%	62.0%	62.3%	66.1%	69.4%	72.0%	68.7%	63.7%	67.8%	60.7%
Yards Gained	2941	2953	2706	3057	2462	3055	3089	2956	3027	3127	3130
Sacked	24	27	37	32	27	34	19	25	31	36	31
Yards Lost	175	151	276	213	180	212	111	170	193	223	209
INTERCEPTED BY	7	6	2	15	8	6	7	7	10	10	14
Yards Returned	14	43	0	184	67	10	93	74	87	75	116
Returned for TD	0	0	0	0	0	0	1	0	1	1	1
OPP PUNT RETURNS	15	28	24	20	41	16	19	20	36	22	15
Avg Return	10.5	13.4	8.8	5.8	14.7	11.4	13.6	7.5	10.7	12.4	6.3
Returned for TD	0	1	0	0	1	0	0	0	0	0	0
OPP KICKOFF RETURNS	15	15	21	31	19	8	24	31	23	32	16
Avg Return	25.7	25.5	23.3	28.5	32.2	33.5	27.0	24.8	28.4	26.3	31.8
Returned for TD	0	0	0	0	0	0	0	0	0	0	0
OPP TOUCHDOWNS	28	35	31	27	40	29	35	44	28	42	24
Rushing	12	11	18	12	15	12	7	19	15	21	12
Passing	14	22	11	14	20	15	26	24	13	20	11
Returns	2	2	2	1	5	2	2	1	0	1	1

2024 NATIONAL FOOTBALL LEAGUE

TEAM OFFENSIVE TOTALS

CATEGORY	GB	LAR	MIN	NO	NYG	PHI	SEA	SF	TB	WAS	NFL/Avg
GAMES (W-L-T)	9-4-0	7-6-0	11-2-0	5-8-0	2-11-0	11-2-0	8-5-0	6-7-0	7-6-0	8-5-0	---
FIRST DOWNS	261	279	270	241	243	273	262	266	293	287	255.3
Rushing	103	95	80	97	89	134	69	97	97	116	87.2
Passing	133	155	157	125	137	123	167	146	170	144	145.4
Penalty	25	29	33	19	17	16	26	23	26	27	22.8
YDS GAINED (tot)	4892	4429	4568	4440	3914	4824	4477	4924	4931	4909	4389.0
Avg per Game	376.3	340.7	351.4	341.5	301.1	371.1	344.4	378.8	379.3	377.6	337.6
RUSHING (net)	1881	1339	1471	1673	1503	2476	1240	1806	1798	2040	1553.6
Avg per Game	144.7	103.0	113.2	128.7	115.6	190.5	95.4	138.9	138.3	156.9	119.5
Rushes	396	338	359	376	336	473	303	374	350	413	350.9
Yards per Rush	4.8	4.0	4.1	4.5	4.5	5.2	4.1	4.8	5.1	4.9	4.4
PASSING (net)	3011	3090	3097	2767	2411	2348	3237	3118	3133	2869	2835.4
Avg per Game	231.6	237.7	238.2	212.9	185.5	180.6	249.0	239.9	241.0	220.7	218.1
Attempts	367	440	389	411	463	328	467	379	437	388	423.7
Completions	235	293	267	264	283	223	325	250	307	271	276.5
Completion Pct	64.0%	66.6%	68.6%	64.2%	61.1%	68.0%	69.6%	66.0%	70.3%	69.9%	65.3%
Yards Gained	3104	3303	3359	2914	2673	2607	3509	3231	3334	3022	3044.6
Sacked	16	28	41	25	42	36	40	26	32	30	32.2
Yards Lost	93	213	262	147	262	259	272	113	201	153	209.2
Had Intercepted	11	7	10	8	9	5	12	10	13	6	9.0
Yards Opp Ret	128	68	62	47	66	57	163	68	148	23	102.3
Opp TDs on Int	2	0	0	1	2	0	1	0	0	0	0.7
PUNTS	43	47	43	57	63	44	55	34	43	37	49.7
Avg Yards	46.9	42.7	45.9	43.8	45.1	49.0	49.1	43.5	43.9	46.5	47.6
PUNT RETURNS	16	14	20	19	27	22	16	25	13	17	21.4
Avg Return	8.3	8.2	7.1	14.0	7.3	9.7	7.8	8.8	9.0	10.5	10.0
Returned for TD	0	0	0	1	0	0	0	0	0	0	0.2
KICKOFF RETURNS	12	21	10	26	31	20	28	24	24	25	21.5
Avg Return	28.3	27.1	24.3	26.6	26.0	26.1	27.7	27.2	25.3	29.3	27.2
Returned for TD	0	0	0	0	0	0	1	0	0	0	0.2
PENALTIES	89	73	80	81	83	81	97	78	77	78	83.5
Yards Penalized	653	657	642	765	665	623	754	613	579	620	677.6
FUMBLES BY	10	13	15	12	19	14	18	21	21	14	15.1
Fumbles Lost	4	5	9	6	9	6	7	10	5	3	6.4
Opp Fumbles	21	12	15	12	18	22	16	18	22	17	15.1
Opp Fumbles Lost	12	5	7	3	8	7	4	6	10	9	6.4
POSS. TIME (avg)	30:20	29:17	30:28	29:44	30:43	31:40	28:57	31:30	30:52	30:30	30:00
TOUCHDOWNS	40	36	38	33	20	41	35	32	43	41	32.8
Rushing	15	13	7	15	11	25	16	14	14	23	12.6
Passing	24	19	28	17	8	16	14	16	28	17	18.5
Returns	1	4	3	1	1	0	5	2	1	1	1.7
EXTRA POINT KICKS	36/36	29/32	36/37	28/30	12/13	34/35	30/33	29/30	38/40	34/36	96.1%
2-PT CONVERSIONS	2/4	0/3	0/1	1/3	1/7	3/6	0/2	0/2	1/3	3/4	39.6%
FIELD GOALS MADE/ATTEMPTED	23/29	17/22	25/29	20/24	20/25	18/24	20/23	29/35	21/23	30/37	83.5%
POINTS SCORED	349	298	339	290	194	342	302	308	363	376	296.7

2024 NATIONAL FOOTBALL LEAGUE

TEAM DEFENSIVE TOTALS

CATEGORY	GB	LAR	MIN	NO	NYG	PHI	SEA	SF	TB	WAS	NFL/Avg
POINTS ALLOWED	274	332	240	292	293	234	283	308	309	296	296.7
OPP FIRST DOWNS	257	272	245	265	238	234	258	236	275	252	255.3
Rushing	87	98	59	95	96	83	87	89	85	96	87.2
Passing	154	146	168	148	123	131	148	132	166	132	145.4
Penalty	16	28	18	22	19	20	23	15	24	24	22.8
OPP YARDS GAINED (tot)	4278	4759	4395	4946	4373	3695	4407	3881	4791	4260	4389.0
Avg per Game	329.1	366.1	338.1	380.5	336.4	284.2	339.0	298.5	368.5	327.7	337.6
OPP RUSHING (net)	1390	1833	1134	1744	1842	1375	1645	1507	1497	1781	1553.6
Avg per Game	106.9	141.0	87.2	134.2	141.7	105.8	126.5	115.9	115.2	137.0	119.5
Rushes	338	392	293	346	376	320	349	348	326	373	350.9
Yards per Rush	4.1	4.7	3.9	5.0	4.9	4.3	4.7	4.3	4.6	4.8	4.4
OPP PASSING (net)	2888	2926	3261	3202	2531	2320	2762	2374	3294	2479	2835.4
Avg per Game	222.2	225.1	250.9	246.3	194.7	178.5	212.5	182.6	253.4	190.7	218.1
Pass Attempts	429	394	499	463	372	423	438	386	491	367	423.7
Pass Completions	292	259	319	283	257	261	286	249	329	238	276.5
Completion Pct	68.1%	65.7%	63.9%	61.1%	69.1%	61.7%	65.3%	64.5%	67.0%	64.9%	65.3%
Yards Gained	3108	3159	3533	3390	2778	2594	2999	2556	3530	2666	3044.6
Sacked	33	28	40	29	38	37	32	35	35	32	32.2
Yards Lost	220	233	272	188	247	274	237	182	236	187	209.2
INTERCEPTED BY	12	10	20	13	2	8	11	11	6	4	9.0
Yards Returned	180	134	127	166	1	16	254	167	28	124	102.3
Returned for TD	1	2	2	0	0	0	2	1	0	1	0.7
OPP PUNT RETURNS	16	15	19	22	23	21	25	14	18	17	21.4
Avg Return	7.7	8.5	6.7	7.7	10.4	7.1	8.9	15.1	13.5	6.9	10.0
Returned for TD	0	0	0	0	1	0	0	0	1	0	0.2
OPP KICKOFF RETURNS	31	6	10	47	11	18	32	25	15	59	21.5
Avg Return	26.4	25.8	27.9	25.3	26.4	28.3	27.3	28.7	28.3	26.5	27.2
Returned for TD	0	0	0	0	0	0	1	1	0	2	0.2
OPP TOUCHDOWNS	32	37	26	32	32	25	32	37	34	36	32.8
Rushing	11	13	7	16	14	9	10	19	12	13	12.6
Passing	19	23	18	12	14	14	19	17	21	21	18.5
Returns	2	1	1	4	4	2	3	1	1	2	1.7

2024 NATIONAL FOOTBALL LEAGUE

2024 NATIONAL FOOTBALL LEAGUE

AFC TEAM RANKINGS

TEAM	OFFENSE			DEFENSE		
	TOTAL	RUSH	PASS	TOTAL	RUSH	PASS
BAL	*1	1	2	13	*1	16
BUF	3	3	3	9	11	5
CIN	2	13	*1	14	14	14
CLE	9	14	6	12	13	7
DEN	8	9	10	6	4	11
HOU	6	6	8	3	6	3
IND	10	5	14	15	16	13
JAX	14	12	12t	16	15	15
KC	4	10	4	4	2	12
LAC	11	8	12t	8	8t	4
LV	12	16	7	10	8t	9
MIA	7	11	5	7	5	6
NE	16	4	16	11	12	8
NYJ	13	15	9	2	10	2
PIT	5	2	11	5	3	10
TEN	15	7	15	1	7	*1

NFC TEAM RANKINGS

TEAM	OFFENSE			DEFENSE		
	Total	Rush	Pass	Total	Rush	Pass
ARI	9	5	12	9	8	8
ATL	7	9	1	10	7	13
CAR	15	12	13	16	16	6
CHI	16	13	15	11	11	7
DAL	13	16	9	12	15	10
DET	1	3	3	3	2	11
GB	5	4	8	5	4	9
LAR	12	14	7	13	13	12
MIN	8	11	6	7	1	15
NO	11	8	11	15	10	14
NYG	14	10	14	6	14	4
PHI	6	*1	16	*1	3	1
SEA	10	15	2	8	9	5
SF	3	6	5	2	6	2
TB	2	7	4	14	5	16
WAS	4	2	10	4	12	3

t = Tied for position

* = League Leader

2024 NATIONAL FOOTBALL LEAGUE

NFL TEAM RANKINGS

TEAM	OFFENSE			DEFENSE		
	TOTAL	RUSH	PASS	TOTAL	RUSH	PASS
ARI	12	6	22	20	18	17
ATL	8	12	2	23	17	25
BAL	*1	2	5	22	*1	32
BUF	10	11	12	14	19	9
CAR	30	22	27	31	32	12
CHI	32	23	30	24	26	16
CIN	9	29	*1	26	23	27
CLE	22	30	15	21	22	13
DAL	20	28	11	25	30	22
DEN	21	20	21	8	6	19
DET	2	4	4	10	5	23
GB	6	5	10	13	9	21
HOU	18	16	17	5	10	7
IND	23	14	26	29	31	26
JAX	28	26	24t	32	24	31
KC	16	21	13	6	3	20
LAC	24	19	24t	11	14t	8
LAR	15	25	9	27	28	24
LV	25	32	16	15	14t	15
MIA	19	24	14	9	7	11
MIN	11	17	8	17	2	29
NE	31	13	32	19	20	14
NO	14	10	19t	30	25	28
NYG	26	15	28	16	29	6
NYJ	27	31	19t	4	16	4
PHI	7	*1	31	*1	8	2
PIT	17	9	23	7	4	18
SEA	13	27	3	18	21	10
SF	4	7	7	3	12	3
TB	3	8	6	28	11	30
TEN	29	18	29	2	13	*1
WAS	5	3	18	12	27	5

t = Tied for position

* = League Leader

2024 NATIONAL FOOTBALL LEAGUE

AFC TEAM OFFENSE RANK

TEAM	(A)	(B)	(C)	(D)	(E)	(F)	(G)	(H)	(I)	(J)	(K)	(L)	(M)	(N)	(O)	(P)	(Q)
BAL	1	1	1	1	2	1	2	3	1	2	6	7	11	10	8	2	15
BUF	3	2	3	3	3	2	6	1	4	4	1	5	12	15	14	1	11
CIN	2	3	13	9	1	3	5	6	3	3	9	16	6	7	6	3	13
CLE	9	16	14	15	6	15	13	15	8	16	5	9	15	4	9	14	16
DEN	8	7	9	8	10	9	8	2	11	9	10	3	8	11	5	7	6
HOU	6	8	6	7	8	11	9	12	7	10	4	14	4	14	2	5t	9
IND	10	4	5	4	14	7	16	5	12t	11	7	10	5	5	4	9	7
JAX	14	6	12	5	12t	8	14	4	16	15	11	2	14	1	1	12	5
KC	4	11	10	12	4	10	11	9	2	1	2	8	9	6	11	5t	4
LAC	11	5	8	10	12t	5	1	13	15	8	3	4	3	13	10	8	2
LV	12	14	16	16	7	13	12	10	9	14	12	12	2	2	3	13	10
MIA	7	9	11	14	5	6	4	8	5	7	14t	11	7	16	15	10	8
NE	16	15	4	2	16	16	10	14	14	12	8	1	13	3	13	16	12
NYJ	13	12	15	11	9	12	7	7	10	6	14t	13	1	9	12	11	14
PIT	5	10	2	13	11	4	3	11	6	5	13	6	16	12	7	4	3
TEN	15	13	7	6	15	14	15	16	12t	13	16	15	10	8	16	15	1

AFC TEAM DEFENSE RANK

TEAM	(A)	(B)	(C)	(D)	(E)	(F)	(G)	(H)	(I)	(J)	(K)	(L)	(M)	(N)	(O)	(P)	(Q)	(R)	(S)
BAL	13	10	1	1	16	11	12	6	13	12	2t	3	9	8	13	11	11	5	1
BUF	9	11	11	16	5	7	3	10	10t	13	1	7	15	10	3	5	7	1	5
CIN	14	13	14	12	14	13	8	16	15	14	10t	5	3	16	16	15	8	8	9
CLE	12	15	13	13	7	15	15	5	1	6	8	16	8	11	5	12	3	13	12
DEN	6	1	4	3	11	2	5	1	8	8	6t	4	6	12	10	2	16	3	7
HOU	3	4	6	10	3	1	1	2	2	3	9	1	7	15	15	6	14	7	4
IND	15	14	16	14	13	14	7	7	14	16	5	12	10	2	6	8	5	10	15
JAX	16	16	15	9	15	16	14	15	16	15	6t	8	14	9	9	14	13	14	16
KC	4	7	2	2	12	10	13	13	6	9	4	11	13	7	11	4	4	6	2
LAC	8	5	8t	15	4	3	4	4	5	4	10t	9	11	14	14	1	1	4	11
LV	10	8	8t	11	9	8	10	12	9	11	15	13	2	4	4	16	15	16	13
MIA	7	9	5	8	6	9	9	14	7	2	10t	10	5	13	8	7	10	9	6
NE	11	12	12	7	8	12	11	11	12	10	2t	14	4	1	1	10	6	12	14
NYJ	2	2	10	4	2	5	16	3	10t	7	14	6	1	3	7	9	12	11	10
PIT	5	6	3	5	10	6	2	8	3	1	13	2	12	5	2	3	2	2	3
TEN	1	3	7	6	1	4	6	9	4	5	16	15	16	6	12	13	9	15	8

- (A) Total Yards per Game
- (B) Total Yards per Play
- (C) Rushing Yards per Game
- (D) Rushing Yards per Attempt
- (E) Passing Net Yards per Game
- (F) Passing Net Yards per Play
- (G) Passing, Percent Had Intercepted
- (H) Sacks per Pass Play
- (I) First Downs per Game
- (J) Third Down Efficiency

- (K) Fourth Down Efficiency
- (L) Punt Return Average
- (M) Kickoff Return Average
- (N) Gross Punting Average
- (O) Net Punting Average
- (P) Points per Game
- (Q) Field Goal Percentage
- (R) Points per Game Differential (combined offense/defense)
- (S) Net Yards per Game Differential (combined offense/defense)

2024 NATIONAL FOOTBALL LEAGUE

NFC TEAM OFFENSE RANK

TEAM	(A)	(B)	(C)	(D)	(E)	(F)	(G)	(H)	(I)	(J)	(K)	(L)	(M)	(N)	(O)	(P)	(Q)
ARI	9	6	5	2	12	9	7	3	9t	7	15	5	5	4	2	11	5t
ATL	7	7	9	11	1	5	16	4	7	11	3	8	13	7	13	12	16
CAR	15	14	12	10	13	14	15	2	16	15	14	11	15	11	7	15	3t
CHI	16	16	13	13	15	15	1	16	15	16	8	7	3	5	8	14	11t
DAL	13	13	16	16	9	13	8	8	12	14	16	3	1	6	9	13	7
DET	1	3	3	7	3	3	9	6	1	2	2	2	2	1	1	1	1
GB	5	2	4	6	8	1	14	1	11	10	11t	12	6	8	4	4	13
LAR	12	11	14	15	7	8	4	7	4	12	4t	13	9	16	14	9	14
MIN	8	8	11	12	6	4	11	14	6	6	7	16	16	10	10	6	5t
NO	11	12	8	9	11	12	6	5	14	9	10	1	10	14	12	10	8
NYG	14	15	10	8	14	16	5	13	13	13	9	15	12	12	11	16	11t
PHI	6	9	1	1	16	10	2	15	5	5	4t	6	11	3	3	5	15
SEA	10	10	15	14	2	11	10	12	9t	8	11t	14	7	2	5	8	3t
SF	3	1	6	5	5	2	12	9	8	4	11t	10	8	15	16	7	9
TB	2	4	7	3	4	7	13	10	2	1	6	9	14	13	15	3	2
WAS	4	5	2	4	10	6	3	11	3	3	1	4	4	9	6	2	10

NFC TEAM DEFENSE RANK

TEAM	(A)	(B)	(C)	(D)	(E)	(F)	(G)	(H)	(I)	(J)	(K)	(L)	(M)	(N)	(O)	(P)	(Q)	(R)	(S)
ARI	9	7	8	7	8	10	13	6	13	14	7	12	16	13	14	7	15	10	9
ATL	10	11	7	6	13	13	12	16	10t	15	4	15	8	3	2	14	16	13	6
CAR	16	12	16	15	6	12	11	14	16	16	6	5	1	5	4	16	8	16	16
CHI	11	15	11	12	7	15	6	7	5	4	8t	11	13	11	11	5	9	11	15
DAL	12	14	15	13	10	14	7	2	10t	3	14	13	4	7	6	15	13t	14	14
DET	3	6	2	5	11	4	2	13	4	1	2	1	15	15	5	1t	10	1	3
GB	5	4	4	2	9	8	5	9	8	6	12	7	6	14	16	4	12	5	5
LAR	13	13	13	9	12	16	8	12	14	10	15	8	3	8	8	13	13t	12	11
MIN	7	3	1	1	15	5	1	8	6	7	1	2	10	12	13	3	3	3	7
NO	15	16	10	16	14	11	4	15	12	5	3	6	2	1	1	8	2	9	13
NYG	6	9	14	14	4	6	16	1	3	8	10	10	5	10	9	9	7	15	12
PHI	1	1	3	3	1	1	10	4	1	2	13	4	11	4	7	1t	5	2	1
SEA	8	5	9	10	5	3	9	10	9	9	5	9	9	6	10	6	6	7	10
SF	2	2	6	4	2	2	3	3	2	13	11	16	14	16	15	11	11	8	2
TB	14	10	5	8	16	9	14	11	15	12	16	14	12	2	3	12	1	6	8
WAS	4	8	12	11	3	7	15	5	7	11	8t	3	7	9	12	10	4	4	4

- (A) Total Yards per Game
- (B) Total Yards per Play
- (C) Rushing Yards per Game
- (D) Rushing Yards per Attempt
- (E) Passing Net Yards per Game
- (F) Passing Net Yards per Play
- (G) Passing, Percent Had Intercepted
- (H) Sacks per Pass Play
- (I) First Downs per Game
- (J) Third Down Efficiency

- (K) Fourth Down Efficiency
- (L) Punt Return Average
- (M) Kickoff Return Average
- (N) Gross Punting Average
- (O) Net Punting Average
- (P) Points per Game
- (Q) Field Goal Percentage
- (R) Points per Game Differential (combined offense/defense)
- (S) Net Yards per Game Differential (combined offense/defense)

2024 NATIONAL FOOTBALL LEAGUE

NFL TEAM OFFENSE RANK

TEAM	(A)	(B)	(C)	(D)	(E)	(F)	(G)	(H)	(I)	(J)	(K)	(L)	(M)	(N)	(O)	(P)	(Q)
BAL	1	1	2	1	5	1	2	4	2	3	8	10	24	16	12	3	31
BUF	10	6	11	10	12	5	7	1	8	9	1t	7	26	24	22	2	20
CIN	9	9	29	20	1	9	6	14	7	5	17	32	12	8	9	6	27t
CLE	22	30	30	31	15	29	25	28	22	32	7	13	31	5	15	29	32
DEN	21	19	20	19	21	21	12	2	26	18	18	5	14	18	8	14	8
HOU	18	20	16	18	17	23	16	25	19	21	5	27	8	22	3	11t	16
IND	23	16	14	12	26	19	32	10	27t	23	10t	14	9	6	6	22	9
JAX	28	18	26	16	24t	20	26	9	31	31	20	3	28	1	2	26	7
KC	16	23	21	26	13	22	19	19	5	1	3	12	18	7	18	11t	6
LAC	24	17	19	21	24t	17	1	26	30	15	4	6	6	20	16	20	3
LV	25	28	32	32	16	26	24	22	23	29	22	20	4	3	5	27	17t
MIA	19	21	24	30	14	18	4	17	12t	14	27t	18	13	25	23	23	12
NE	31	29	13	9	32	30	17	27	29	25	14t	1	27	4	21	31	25
NYJ	27	24	31	25	19t	24	11	15	25	13	27t	25t	3	14	20	25	30
PIT	17	22	9	29	23	12	3	24	17	12	23t	9	32	19	10	10	4
TEN	29	27	18	17	29	28	30	31	27t	26	32	29	20	11	31	30	1t
ARI	12	8	6	3	22	13	15	6	14t	11	30	15	10	12	4	18	13t
ATL	8	10	12	15	2	7	31	7	11	20	9	19	23	17	28	19	29
CAR	30	26	22	14	27	27	29	5	32	28	27t	23	29	27	17	28	10t
CHI	32	32	23	23	30	31	5	32	24	30	16	17	5	13	19	24	22t
DAL	20	25	28	28	11	25	18	13	18	27	31	8	1	15	24	21	15
DET	2	4	4	8	4	4	20	11	1	4	6	4	2	2	1	1	1t
GB	6	3	5	7	10	2	28	3	16	19	23t	24	11	21	11	7	24
LAR	15	14	25	27	9	11	10	12	6	22	10t	25t	17	32	29	16	26
MIN	11	11	17	22	8	6	22	29	10	10	14t	31	30	26	25	9	13t
NO	14	15	10	13	19t	16	14	8	21	17	21	2	19	30	27	17	17t
NYG	26	31	15	11	28	32	13	23	20	24	19	30	22	28	26	32	22t
PHI	7	12	1	2	31	14	8	30	9	8	10t	16	21	10	7	8	27t
SEA	13	13	27	24	3	15	21	21	14t	16	23t	28	15	9	13	15	10t
SF	4	2	7	6	7	3	23	16	12t	7	23t	22	16	31	32	11t	19
TB	3	5	8	4	6	10	27	18	3	2	13	21	25	29	30	5	5
WAS	5	7	3	5	18	8	9	20	4	6	1t	11	7	23	14	4	21

- (A) Total Yards per Game
- (B) Total Yards per Play
- (C) Rushing Yards per Game
- (D) Rushing Yards per Attempt
- (E) Passing Net Yards per Game
- (F) Passing Net Yards per Play
- (G) Passing, Percent Had Intercepted
- (H) Sacks per Pass Play
- (I) First Downs per Game

- (J) Third Down Efficiency
- (K) Fourth Down Efficiency
- (L) Punt Return Average
- (M) Kickoff Return Average
- (N) Gross Punting Average
- (O) Net Punting Average
- (P) Points per Game
- (Q) Field Goal Percentage

2024 NATIONAL FOOTBALL LEAGUE

NFL TEAM DEFENSE RANK

TEAM	(A)	(B)	(C)	(D)	(E)	(F)	(G)	(H)	(I)	(J)	(K)	(L)	(M)	(N)	(O)	(P)	(Q)	(R)	(S)
BAL	22	16	1	1	32	21	25	11	26	24	7t	10	18	19	26	23	18t	10	4
BUF	14	17	19	26	9	11	4	22	19t	25	5	16	30	22	6	8	13	2	10
CIN	26	23	23	19	27	25	18	31	30	26	23t	13	4	32	32	29	15	15	19
CLE	21	26	22	20	13	28	30	10	1	11	19	32	17	23	11	26	4	28	23
DEN	8	2	6	3	19	3	12	2	14	16	16t	11	9	25	18	2t	28	8	17
HOU	5	5	10	15	7	2	2	3	2	6	21	1	10	29	31	12	26	13	9
IND	29	24	31	21	26	26	16	16	29	29	14	23	21	10	12	18	10	21	30
JAX	32	32	24	13	31	32	28	30	31	28	16t	17	28	20	16	28	23	29	32
KC	6	10	3	2	20	19	26	26	9	18	9	22	27	18	19	7	5	11	7
LAC	11	7	14t	22	8	4	6	7	7t	7	23t	18	24	27	30	1	1	9	21
LV	15	12	14t	16	15	13	22	25	16	21	31	25	2	13	7	30	27	31	24
MIA	9	15	7	12	11	15	20	29	11	4	23t	20	7	26	14	14t	17	20	12
NE	19	18	20	10	14	23	23	24	21t	19	7t	27	6	4	1	20	12	25	28
NYJ	4	3	16	5	4	7	32	4	19t	12	30	14	1	12	13	19	21	23	20
PIT	7	8	4	6	18	9	3	18	3	2	27	2	25	16	5	5	3	5	8
TEN	2	4	13	8	1	6	15	19	5	9t	32	30	31	17	21	27	16	30	18
ARI	20	19	18	18	17	20	24	12	25	30	11	24	32	24	27	13	31	18	15
ATL	23	25	17	17	25	27	21	32	21t	31	4	29	15	3	3	25	32	24	11
CAR	31	27	32	31	12	24	19	27	32	32	10	7	3	6	8	32	18t	32	31
CHI	24	30	26	28	16	30	10	13	12	8	12t	21	23	15	23	10	20	19	29
DAL	25	29	30	29	22	29	11	5	21t	5	23t	26	11	8	10	31	29t	26	27
DET	10	14	5	14	23	10	5	23	10	1	2	3	29	30	9	2t	22	1	3
GB	13	11	9	7	21	17	9	15	17	13	20	9	13	28	29	9	25	7	6
LAR	27	28	28	24	24	31	13	21	27	20	28	12	8	9	17	24	29t	22	22
MIN	17	9	2	4	29	12	1	14	13	14	1	4	19	21	25	6	7	4	13
NO	30	31	25	32	28	22	8	28	24	9t	3	8	5	1	2	14t	6	17	26
NYG	16	21	29	30	6	14	31	1	7t	15	15	19	12	14	20	16	14	27	25
PHI	1	1	8	9	2	1	17	8	4	3	22	6	20	5	15	2t	9	3	1
SEA	18	13	21	25	10	8	14	17	18	17	6	15	16	7	22	11	11	14	16
SF	3	6	12	11	3	5	7	6	6	27	16t	31	26	31	28	21	24	16	2
TB	28	22	11	23	30	18	27	20	28	23	29	28	22	2	4	22	2	12	14
WAS	12	20	27	27	5	16	29	9	15	22	12t	5	14	11	24	17	8	6	5

- (A) Total Yards per Game
- (B) Total Yards per Play
- (C) Rushing Yards per Game
- (D) Rushing Yards per Attempt
- (E) Passing Net Yards per Game
- (F) Passing Net Yards per Play
- (G) Passing, Percent Had Intercepted
- (H) Sacks per Pass Play
- (I) First Downs per Game
- (J) Third Down Efficiency

- (K) Fourth Down Efficiency
- (L) Punt Return Average
- (M) Kickoff Return Average
- (N) Gross Punting Average
- (O) Net Punting Average
- (P) Points per Game
- (Q) Field Goal Percentage
- (R) Points per Game Differential (combined offense/defense)
- (S) Net Yards per Game Differential (combined offense/defense)

2024 NATIONAL FOOTBALL LEAGUE

AFC TOTAL OFFENSE

RANK	TEAM	TOTAL	RUSH	PASS	TOTAL/G	RUSH/G	PASS/G
1	Baltimore	5492	2328	3164	422.5	179.1	243.4
2	Cincinnati	4705	1174	3531	361.9	90.3	271.6
3	Buffalo	4615	1634	2981	355.0	125.7	229.3
4	Kansas City	4397	1438	2959	338.2	110.6	227.6
5	Pittsburgh	4395	1717	2678	338.1	132.1	206.0
6	Houston	4358	1483	2875	335.2	114.1	221.2
7	Miami	4313	1368	2945	331.8	105.2	226.5
8	Denver	4162	1445	2717	320.2	111.2	209.0
9	Cleveland	4069	1151	2918	313.0	88.5	224.5
10	Indianapolis	4049	1544	2505	311.5	118.8	192.7
11	Los Angeles Chargers	4026	1449	2577	309.7	111.5	198.2
12	Las Vegas	3939	1028	2911	303.0	79.1	223.9
13	New York Jets	3898	1131	2767	299.8	87.0	212.8
14	Jacksonville	3863	1286	2577	297.2	98.9	198.2
15	Tennessee	3840	1463	2377	295.4	112.5	182.8
16	New England	3784	1554	2230	291.1	119.5	171.5
	TOTALS	67905	23193	44712	326.5	111.5	215.0

AFC TOTAL DEFENSE

RANK	TEAM	TOTAL	RUSH	PASS	TOTAL/G	RUSH/G	PASS/G
1	Tennessee	3794	1512	2282	291.8	116.3	175.5
2	New York Jets	3989	1559	2430	306.8	119.9	186.9
3	Houston	4010	1426	2584	308.5	109.7	198.8
4	Kansas City	4031	1148	2883	310.1	88.3	221.8
5	Pittsburgh	4034	1190	2844	310.3	91.5	218.8
6	Denver	4104	1231	2873	315.7	94.7	221.0
7	Miami	4139	1373	2766	318.4	105.6	212.8
8	Los Angeles Chargers	4208	1529	2679	323.7	117.6	206.1
9	Buffalo	4316	1600	2716	332.0	123.1	208.9
10	Las Vegas	4352	1529	2823	334.8	117.6	217.2
11	New England	4423	1621	2802	340.2	124.7	215.5
12	Cleveland	4462	1663	2799	343.2	127.9	215.3
13	Baltimore	4519	1075	3444	347.6	82.7	264.9
14	Cincinnati	4752	1694	3058	365.5	130.3	235.2
15	Indianapolis	4932	1911	3021	379.4	147.0	232.4
16	Jacksonville	5149	1724	3425	396.1	132.6	263.5
	TOTALS	69214	23785	45429	332.8	114.4	218.4

2024 NATIONAL FOOTBALL LEAGUE

NFC TOTAL OFFENSE

RANK	TEAM	TOTAL	RUSH	PASS	TOTAL/G	RUSH/G	PASS/G
1	Detroit	5133	1964	3169	394.8	151.1	243.8
2	Tampa Bay	4931	1798	3133	379.3	138.3	241.0
3	San Francisco	4924	1806	3118	378.8	138.9	239.8
4	Washington	4909	2040	2869	377.6	156.9	220.7
5	Green Bay	4892	1881	3011	376.3	144.7	231.6
6	Philadelphia	4824	2476	2348	371.1	190.5	180.6
7	Atlanta	4823	1571	3252	371.0	120.8	250.2
8	Minnesota	4568	1471	3097	351.4	113.2	238.2
9	Arizona	4524	1818	2706	348.0	139.8	208.2
10	Seattle	4477	1240	3237	344.4	95.4	249.0
11	New Orleans	4440	1673	2767	341.5	128.7	212.8
12	Los Angeles Rams	4429	1339	3090	340.7	103.0	237.7
13	Dallas	4194	1186	3008	322.6	91.2	231.4
14	New York Giants	3914	1503	2411	301.1	115.6	185.5
15	Carolina	3810	1381	2429	293.1	106.2	186.8
16	Chicago	3751	1376	2375	288.5	105.8	182.7
	TOTALS	72543	26523	46020	348.8	127.5	221.3

NFC TOTAL DEFENSE

RANK	TEAM	TOTAL	RUSH	PASS	TOTAL/G	RUSH/G	PASS/G
1	Philadelphia	3695	1375	2320	284.2	105.8	178.5
2	San Francisco	3881	1507	2374	298.5	115.9	182.6
3	Detroit	4142	1221	2921	318.6	93.9	224.7
4	Washington	4260	1781	2479	327.7	137.0	190.7
5	Green Bay	4278	1390	2888	329.1	106.9	222.2
6	New York Giants	4373	1842	2531	336.4	141.7	194.7
7	Minnesota	4395	1134	3261	338.1	87.2	250.8
8	Seattle	4407	1645	2762	339.0	126.5	212.5
9	Arizona	4427	1584	2843	340.5	121.8	218.7
10	Atlanta	4548	1570	2978	349.8	120.8	229.1
11	Chicago	4586	1752	2834	352.8	134.8	218.0
12	Dallas	4749	1845	2904	365.3	141.9	223.4
13	Los Angeles Rams	4759	1833	2926	366.1	141.0	225.1
14	Tampa Bay	4791	1497	3294	368.5	115.2	253.4
15	New Orleans	4946	1744	3202	380.5	134.2	246.3
16	Carolina	4997	2211	2786	384.4	170.1	214.3
	TOTALS	71234	25931	45303	342.5	124.7	217.8

2024 NATIONAL FOOTBALL LEAGUE

NFL TOTAL OFFENSE

RANK	TEAM	TOTAL	RUSH	PASS	TOTAL/G	RUSH/G	PASS/G
1	Baltimore	5492	2328	3164	422.5	179.1	243.4
2	Detroit	5133	1964	3169	394.8	151.1	243.8
3	Tampa Bay	4931	1798	3133	379.3	138.3	241.0
4	San Francisco	4924	1806	3118	378.8	138.9	239.8
5	Washington	4909	2040	2869	377.6	156.9	220.7
6	Green Bay	4892	1881	3011	376.3	144.7	231.6
7	Philadelphia	4824	2476	2348	371.1	190.5	180.6
8	Atlanta	4823	1571	3252	371.0	120.8	250.2
9	Cincinnati	4705	1174	3531	361.9	90.3	271.6
10	Buffalo	4615	1634	2981	355.0	125.7	229.3
11	Minnesota	4568	1471	3097	351.4	113.2	238.2
12	Arizona	4524	1818	2706	348.0	139.8	208.2
13	Seattle	4477	1240	3237	344.4	95.4	249.0
14	New Orleans	4440	1673	2767	341.5	128.7	212.8
15	Los Angeles Rams	4429	1339	3090	340.7	103.0	237.7
16	Kansas City	4397	1438	2959	338.2	110.6	227.6
17	Pittsburgh	4395	1717	2678	338.1	132.1	206.0
18	Houston	4358	1483	2875	335.2	114.1	221.2
19	Miami	4313	1368	2945	331.8	105.2	226.5
20	Dallas	4194	1186	3008	322.6	91.2	231.4
21	Denver	4162	1445	2717	320.2	111.2	209.0
22	Cleveland	4069	1151	2918	313.0	88.5	224.5
23	Indianapolis	4049	1544	2505	311.5	118.8	192.7
24	Los Angeles Chargers	4026	1449	2577	309.7	111.5	198.2
25	Las Vegas	3939	1028	2911	303.0	79.1	223.9
26	New York Giants	3914	1503	2411	301.1	115.6	185.5
27	New York Jets	3898	1131	2767	299.8	87.0	212.8
28	Jacksonville	3863	1286	2577	297.2	98.9	198.2
29	Tennessee	3840	1463	2377	295.4	112.5	182.8
30	Carolina	3810	1381	2429	293.1	106.2	186.8
31	New England	3784	1554	2230	291.1	119.5	171.5
32	Chicago	3751	1376	2375	288.5	105.8	182.7
	TOTALS	140448	49716	90732	337.6	119.5	218.1

2024 NATIONAL FOOTBALL LEAGUE

NFL TOTAL DEFENSE

RANK	TEAM	TOTAL	RUSH	PASS	TOTAL/G	RUSH/G	PASS/G
1	Philadelphia	3695	1375	2320	284.2	105.8	178.5
2	Tennessee	3794	1512	2282	291.8	116.3	175.5
3	San Francisco	3881	1507	2374	298.5	115.9	182.6
4	New York Jets	3989	1559	2430	306.8	119.9	186.9
5	Houston	4010	1426	2584	308.5	109.7	198.8
6	Kansas City	4031	1148	2883	310.1	88.3	221.8
7	Pittsburgh	4034	1190	2844	310.3	91.5	218.8
8	Denver	4104	1231	2873	315.7	94.7	221.0
9	Miami	4139	1373	2766	318.4	105.6	212.8
10	Detroit	4142	1221	2921	318.6	93.9	224.7
11	Los Angeles Chargers	4208	1529	2679	323.7	117.6	206.1
12	Washington	4260	1781	2479	327.7	137.0	190.7
13	Green Bay	4278	1390	2888	329.1	106.9	222.2
14	Buffalo	4316	1600	2716	332.0	123.1	208.9
15	Las Vegas	4352	1529	2823	334.8	117.6	217.2
16	New York Giants	4373	1842	2531	336.4	141.7	194.7
17	Minnesota	4395	1134	3261	338.1	87.2	250.8
18	Seattle	4407	1645	2762	339.0	126.5	212.5
19	New England	4423	1621	2802	340.2	124.7	215.5
20	Arizona	4427	1584	2843	340.5	121.8	218.7
21	Cleveland	4462	1663	2799	343.2	127.9	215.3
22	Baltimore	4519	1075	3444	347.6	82.7	264.9
23	Atlanta	4548	1570	2978	349.8	120.8	229.1
24	Chicago	4586	1752	2834	352.8	134.8	218.0
25	Dallas	4749	1845	2904	365.3	141.9	223.4
26	Cincinnati	4752	1694	3058	365.5	130.3	235.2
27	Los Angeles Rams	4759	1833	2926	366.1	141.0	225.1
28	Tampa Bay	4791	1497	3294	368.5	115.2	253.4
29	Indianapolis	4932	1911	3021	379.4	147.0	232.4
30	New Orleans	4946	1744	3202	380.5	134.2	246.3
31	Carolina	4997	2211	2786	384.4	170.1	214.3
32	Jacksonville	5149	1724	3425	396.1	132.6	263.5
	TOTALS	140448	49716	90732	337.6	119.5	218.1

2024 NATIONAL FOOTBALL LEAGUE

2024 NATIONAL FOOTBALL LEAGUE

AFC TEAM TAKEAWAYS/GIVEAWAYS

RANK	TEAM	TAKEAWAYS			GIVEAWAYS			NET DIFF
		INT	FUM	TOTAL	INT	FUM	TOTAL	
1t	Buffalo	13	11	24	5	2	7	+17
1t	Pittsburgh	15	13	28	4	7	11	+17
3	Los Angeles Chargers	13	4	17	1	5	6	+11
4	Houston	16	8	24	9	5	14	+10
5	Denver	12	6	18	8	7	15	+3
6	Baltimore	7	4	11	3	6	9	+2
7	Cincinnati	8	6	14	6	8	14	0
8t	Indianapolis	9	9	18	14	6	20	-2
8t	Miami	7	4	11	5	8	13	-2
10	New York Jets	2	8	10	8	5	13	-3
11	Kansas City	6	4	10	11	3	14	-4
12	New England	6	5	11	9	8	17	-6
13	Cleveland	4	7	11	14	7	21	-10
14t	Jacksonville	5	3	8	12	7	19	-11
14t	Tennessee	8	4	12	13	10	23	-11
16	Las Vegas	7	1	8	13	12	25	-17
	TOTALS	138	97	235	135	106	241	-6

NFC TEAM TAKEAWAYS/GIVEAWAYS

RANK	TEAM	TAKEAWAYS			GIVEAWAYS			NET DIFF
		INT	FUM	TOTAL	INT	FUM	TOTAL	
1	Chicago	10	10	20	5	5	10	+10
2	Green Bay	12	12	24	11	4	15	+9
3t	Detroit	14	6	20	10	2	12	+8
3t	Minnesota	20	7	27	10	9	19	+8
5t	Philadelphia	8	7	15	5	6	11	+4
5t	Washington	4	9	13	6	3	9	+4
7	Los Angeles Rams	10	5	15	7	5	12	+3
8	New Orleans	13	3	16	8	6	14	+2
9	Tampa Bay	6	10	16	13	5	18	-2
10t	Arizona	6	7	13	8	8	16	-3
10t	San Francisco	11	6	17	10	10	20	-3
12	Seattle	11	4	15	12	7	19	-4
13	Carolina	7	6	13	13	5	18	-5
14t	Dallas	10	5	15	12	11	23	-8
14t	New York Giants	2	8	10	9	9	18	-8
16	Atlanta	7	4	11	15	5	20	-9
	TOTALS	151	109	260	154	100	254	+6

2024 NATIONAL FOOTBALL LEAGUE

NFL TEAM TAKEAWAYS/GIVEAWAYS

RANK	TEAM	TAKEAWAYS			GIVEAWAYS			NET DIFF
		INT	FUM	TOTAL	INT	FUM	TOTAL	
1t	Buffalo	13	11	24	5	2	7	+17
1t	Pittsburgh	15	13	28	4	7	11	+17
3	Los Angeles Chargers	13	4	17	1	5	6	+11
4t	Chicago	10	10	20	5	5	10	+10
4t	Houston	16	8	24	9	5	14	+10
6	Green Bay	12	12	24	11	4	15	+9
7t	Detroit	14	6	20	10	2	12	+8
7t	Minnesota	20	7	27	10	9	19	+8
9t	Philadelphia	8	7	15	5	6	11	+4
9t	Washington	4	9	13	6	3	9	+4
11t	Denver	12	6	18	8	7	15	+3
11t	Los Angeles Rams	10	5	15	7	5	12	+3
13t	Baltimore	7	4	11	3	6	9	+2
13t	New Orleans	13	3	16	8	6	14	+2
15	Cincinnati	8	6	14	6	8	14	0
16t	Indianapolis	9	9	18	14	6	20	-2
16t	Miami	7	4	11	5	8	13	-2
16t	Tampa Bay	6	10	16	13	5	18	-2
19t	Arizona	6	7	13	8	8	16	-3
19t	New York Jets	2	8	10	8	5	13	-3
19t	San Francisco	11	6	17	10	10	20	-3
22t	Kansas City	6	4	10	11	3	14	-4
22t	Seattle	11	4	15	12	7	19	-4
24	Carolina	7	6	13	13	5	18	-5
25	New England	6	5	11	9	8	17	-6
26t	Dallas	10	5	15	12	11	23	-8
26t	New York Giants	2	8	10	9	9	18	-8
28	Atlanta	7	4	11	15	5	20	-9
29	Cleveland	4	7	11	14	7	21	-10
30t	Jacksonville	5	3	8	12	7	19	-11
30t	Tennessee	8	4	12	13	10	23	-11
32	Las Vegas	7	1	8	13	12	25	-17
	TOTALS	289	206	495	289	206	495	0

2024 NATIONAL FOOTBALL LEAGUE

2024 NATIONAL FOOTBALL LEAGUE

AFC OFFENSE INSIDE THE 20

RANK	TEAM	DRIVES	PTS	TD	TD%	FG	SCORES	SCORE%
1	Baltimore	52	301	39	75.0%	10	49	94.2%
2	Cincinnati	42	237	29	69.0%	12	41	97.6%
3	Buffalo	54	294	37	68.5%	13	50	92.6%
4	Miami	41	201	24	58.5%	12	36	87.8%
5	Cleveland	28	131	16	57.1%	6	22	78.6%
6	Denver	44	209	25	56.8%	12	37	84.1%
7t	Indianapolis	40	196	22	55.0%	15	37	92.5%
7t	Jacksonville	40	187	22	55.0%	11	33	82.5%
9	Los Angeles Chargers	33	163	18	54.5%	13	31	93.9%
10	Houston	45	208	24	53.3%	14	38	84.4%
11	New York Jets	42	191	22	52.4%	13	35	83.3%
12	Kansas City	51	246	26	51.0%	22	48	94.1%
13	Tennessee	34	138	16	47.1%	9	25	73.5%
14	Las Vegas	35	155	16	45.7%	14	30	85.7%
15	Pittsburgh	46	203	21	45.7%	19	40	87.0%
16	New England	38	164	17	44.7%	15	32	84.2%
	TOTALS	665	3224	374	56.2%	210	584	87.8%

AFC DEFENSE INSIDE THE 20

RANK	TEAM	DRIVES	PTS	TD	TD%	FG	SCORES	SCORE%
1	Los Angeles Chargers	31	125	13	41.9%	12	25	80.6%
2	Denver	37	161	16	43.2%	16	32	86.5%
3	Miami	39	177	19	48.7%	15	34	87.2%
4	Kansas City	42	189	22	52.4%	13	35	83.3%
5	Pittsburgh	41	186	22	53.7%	11	33	80.5%
6	Buffalo	48	220	26	54.2%	13	39	81.3%
7	Indianapolis	50	231	28	56.0%	12	40	80.0%
8	Baltimore	41	194	23	56.1%	12	35	85.4%
9	Cleveland	40	195	24	60.0%	9	33	82.5%
10	Jacksonville	48	239	29	60.4%	14	43	89.6%
11t	New England	46	233	28	60.9%	13	41	89.1%
11t	New York Jets	46	229	28	60.9%	12	40	87.0%
13	Las Vegas	50	261	31	62.0%	16	47	94.0%
14	Tennessee	43	230	28	65.1%	12	40	93.0%
15	Houston	32	163	21	65.6%	6	27	84.4%
16	Cincinnati	42	230	28	66.7%	11	39	92.9%
	TOTALS	676	3263	386	57.1%	197	583	86.2%

2024 NATIONAL FOOTBALL LEAGUE

NFC OFFENSE INSIDE THE 20

RANK	TEAM	DRIVES	PTS	TD	TD%	FG	SCORES	SCORE%
1	Chicago	29	154	20	69.0%	6	26	89.7%
2	Tampa Bay	51	281	35	68.6%	13	48	94.1%
3	Detroit	55	289	37	67.3%	11	48	87.3%
4	New Orleans	38	178	23	60.5%	7	30	78.9%
5	Washington	55	286	33	60.0%	18	51	92.7%
6	Philadelphia	49	241	29	59.2%	13	42	85.7%
7	Minnesota	47	230	27	57.4%	14	41	87.2%
8	Green Bay	54	266	31	57.4%	16	47	87.0%
9	Los Angeles Rams	49	231	28	57.1%	13	41	83.7%
10	Carolina	37	177	21	56.8%	11	32	86.5%
11	Seattle	35	159	19	54.3%	9	28	80.0%
12	San Francisco	51	240	27	52.9%	18	45	88.2%
13	Arizona	41	197	21	51.2%	16	37	90.2%
14	Atlanta	41	180	20	48.8%	13	33	80.5%
15	Dallas	36	141	16	44.4%	10	26	72.2%
16	New York Giants	36	132	15	41.7%	10	25	69.4%
	TOTALS	704	3382	402	57.1%	198	600	85.2%

NFC DEFENSE INSIDE THE 20

RANK	TEAM	DRIVES	PTS	TD	TD%	FG	SCORES	SCORE%
1	Chicago	50	215	23	46.0%	19	42	84.0%
2	Detroit	36	154	17	47.2%	12	29	80.6%
3	Arizona	46	202	22	47.8%	16	38	82.6%
4	Philadelphia	39	170	19	48.7%	13	32	82.1%
5t	Los Angeles Rams	46	207	23	50.0%	16	39	84.8%
5t	New Orleans	40	174	20	50.0%	12	32	80.0%
7	Tampa Bay	49	215	25	51.0%	14	39	79.6%
8	Seattle	46	215	24	52.2%	16	40	87.0%
9	New York Giants	39	198	21	53.8%	17	38	97.4%
10	Minnesota	37	172	20	54.1%	10	30	81.1%
11	Green Bay	44	220	27	61.4%	11	38	86.4%
12	Atlanta	42	216	26	61.9%	11	37	88.1%
13	Carolina	55	290	35	63.6%	15	50	90.9%
14	Washington	38	200	25	65.8%	10	35	92.1%
15	San Francisco	43	246	31	72.1%	10	41	95.3%
16	Dallas	43	249	32	74.4%	9	41	95.3%
	TOTALS	693	3343	390	56.3%	211	601	86.7%

2024 NATIONAL FOOTBALL LEAGUE

NFL OFFENSE INSIDE THE 20

RANK	TEAM	DRIVES	PTS	TD	TD%	FG	SCORES	SCORE%
1	Baltimore	52	301	39	75.0%	10	49	94.2%
2	Cincinnati	42	237	29	69.0%	12	41	97.6%
3	Chicago	29	154	20	69.0%	6	26	89.7%
4	Tampa Bay	51	281	35	68.6%	13	48	94.1%
5	Buffalo	54	294	37	68.5%	13	50	92.6%
6	Detroit	55	289	37	67.3%	11	48	87.3%
7	New Orleans	38	178	23	60.5%	7	30	78.9%
8	Washington	55	286	33	60.0%	18	51	92.7%
9	Philadelphia	49	241	29	59.2%	13	42	85.7%
10	Miami	41	201	24	58.5%	12	36	87.8%
11	Minnesota	47	230	27	57.4%	14	41	87.2%
12	Green Bay	54	266	31	57.4%	16	47	87.0%
13t	Cleveland	28	131	16	57.1%	6	22	78.6%
13t	Los Angeles Rams	49	231	28	57.1%	13	41	83.7%
15	Denver	44	209	25	56.8%	12	37	84.1%
16	Carolina	37	177	21	56.8%	11	32	86.5%
17t	Indianapolis	40	196	22	55.0%	15	37	92.5%
17t	Jacksonville	40	187	22	55.0%	11	33	82.5%
19	Los Angeles Chargers	33	163	18	54.5%	13	31	93.9%
20	Seattle	35	159	19	54.3%	9	28	80.0%
21	Houston	45	208	24	53.3%	14	38	84.4%
22	San Francisco	51	240	27	52.9%	18	45	88.2%
23	New York Jets	42	191	22	52.4%	13	35	83.3%
24	Arizona	41	197	21	51.2%	16	37	90.2%
25	Kansas City	51	246	26	51.0%	22	48	94.1%
26	Atlanta	41	180	20	48.8%	13	33	80.5%
27	Tennessee	34	138	16	47.1%	9	25	73.5%
28	Las Vegas	35	155	16	45.7%	14	30	85.7%
29	Pittsburgh	46	203	21	45.7%	19	40	87.0%
30	New England	38	164	17	44.7%	15	32	84.2%
31	Dallas	36	141	16	44.4%	10	26	72.2%
32	New York Giants	36	132	15	41.7%	10	25	69.4%
	TOTALS	1369	6606	776	56.7%	408	1184	86.5%

2024 NATIONAL FOOTBALL LEAGUE

NFL DEFENSE INSIDE THE 20

RANK	TEAM	DRIVES	PTS	TD	TD%	FG	SCORES	SCORE%
1	Los Angeles Chargers	31	125	13	41.9%	12	25	80.6%
2	Denver	37	161	16	43.2%	16	32	86.5%
3	Chicago	50	215	23	46.0%	19	42	84.0%
4	Detroit	36	154	17	47.2%	12	29	80.6%
5	Arizona	46	202	22	47.8%	16	38	82.6%
6t	Miami	39	177	19	48.7%	15	34	87.2%
6t	Philadelphia	39	170	19	48.7%	13	32	82.1%
8t	Los Angeles Rams	46	207	23	50.0%	16	39	84.8%
8t	New Orleans	40	174	20	50.0%	12	32	80.0%
10	Tampa Bay	49	215	25	51.0%	14	39	79.6%
11	Seattle	46	215	24	52.2%	16	40	87.0%
12	Kansas City	42	189	22	52.4%	13	35	83.3%
13	Pittsburgh	41	186	22	53.7%	11	33	80.5%
14	New York Giants	39	198	21	53.8%	17	38	97.4%
15	Minnesota	37	172	20	54.1%	10	30	81.1%
16	Buffalo	48	220	26	54.2%	13	39	81.3%
17	Indianapolis	50	231	28	56.0%	12	40	80.0%
18	Baltimore	41	194	23	56.1%	12	35	85.4%
19	Cleveland	40	195	24	60.0%	9	33	82.5%
20	Jacksonville	48	239	29	60.4%	14	43	89.6%
21t	New England	46	233	28	60.9%	13	41	89.1%
21t	New York Jets	46	229	28	60.9%	12	40	87.0%
23	Green Bay	44	220	27	61.4%	11	38	86.4%
24	Atlanta	42	216	26	61.9%	11	37	88.1%
25	Las Vegas	50	261	31	62.0%	16	47	94.0%
26	Carolina	55	290	35	63.6%	15	50	90.9%
27	Tennessee	43	230	28	65.1%	12	40	93.0%
28	Houston	32	163	21	65.6%	6	27	84.4%
29	Washington	38	200	25	65.8%	10	35	92.1%
30	Cincinnati	42	230	28	66.7%	11	39	92.9%
31	San Francisco	43	246	31	72.1%	10	41	95.3%
32	Dallas	43	249	32	74.4%	9	41	95.3%
	TOTALS	1369	6606	776	56.7%	408	1184	86.5%

2024 NATIONAL FOOTBALL LEAGUE

2024 NATIONAL FOOTBALL LEAGUE

AFC TEAM OFFENSE FIRST DOWNS, THIRD DOWNS & FOURTH DOWNS

RANK	TEAM	FIRST DOWNS				THIRD DOWNS			FOURTH DOWNS		
		TOTAL	RUSH	PASS	PEN	MADE	ATT	PCT	MADE	ATT	PCT
1	Baltimore	298	117	154	27	68	147	46.3%	8	12	66.7%
2	Kansas City	282	88	173	21	93	179	52.0%	9	11	81.8%
3	Cincinnati	276	62	189	25	74	164	45.1%	9	15	60.0%
4	Buffalo	274	106	138	30	66	152	43.4%	13	15	86.7%
5	Miami	266	70	171	25	64	164	39.0%	10	25	40.0%
6	Pittsburgh	250	94	122	34	71	180	39.4%	7	14	50.0%
7	Houston	248	71	159	18	66	178	37.1%	9	13	69.2%
8	Cleveland	238	72	147	19	52	184	28.3%	23	34	67.6%
9	Las Vegas	235	56	160	19	58	169	34.3%	11	21	52.4%
10	New York Jets	233	56	154	23	65	166	39.2%	6	15	40.0%
11	Denver	232	89	128	15	66	174	37.9%	10	17	58.8%
12t	Indianapolis	229	92	120	17	59	161	36.6%	13	20	65.0%
12t	Tennessee	229	84	120	25	59	167	35.3%	6	18	33.3%
14	New England	226	77	126	23	62	175	35.4%	10	16	62.5%
15	Los Angeles Chargers	224	81	123	20	66	172	38.4%	7	10	70.0%
16	Jacksonville	219	73	133	13	49	147	33.3%	13	23	56.5%
	TOTALS	3959	1288	2317	354	1038	2679	38.7%	164	279	58.8%

AFC TEAM DEFENSE FIRST DOWNS, THIRD DOWNS & FOURTH DOWNS

RANK	TEAM	FIRST DOWNS				THIRD DOWNS			FOURTH DOWNS		
		TOTAL	RUSH	PASS	PEN	MADE	ATT	PCT	MADE	ATT	PCT
1	Cleveland	226	84	126	16	61	170	35.9%	8	13	61.5%
2	Houston	231	75	130	26	59	170	34.7%	12	19	63.2%
3	Pittsburgh	232	78	135	19	50	154	32.5%	13	19	68.4%
4	Tennessee	235	80	122	33	57	160	35.6%	8	10	80.0%
5	Los Angeles Chargers	238	85	129	24	62	177	35.0%	14	21	66.7%
6	Kansas City	240	74	144	22	64	160	40.0%	10	19	52.6%
7	Miami	242	76	145	21	53	154	34.4%	8	12	66.7%
8	Denver	247	62	154	31	70	187	37.4%	12	20	60.0%
9	Las Vegas	255	75	158	22	70	169	41.4%	7	9	77.8%
10t	Buffalo	259	84	154	21	67	155	43.2%	11	25	44.0%
10t	New York Jets	259	96	127	36	59	164	36.0%	13	17	76.5%
12	New England	263	92	146	25	63	157	40.1%	7	14	50.0%
13	Baltimore	269	59	179	31	76	177	42.9%	9	18	50.0%
14	Indianapolis	278	106	155	17	81	179	45.3%	11	19	57.9%
15	Cincinnati	283	106	153	24	71	163	43.6%	14	21	66.7%
16	Jacksonville	299	100	174	25	77	172	44.8%	12	20	60.0%
	TOTALS	4056	1332	2331	393	1040	2668	39.0%	169	276	61.2%

2024 NATIONAL FOOTBALL LEAGUE

NFC TEAM OFFENSE FIRST DOWNS, THIRD DOWNS & FOURTH DOWNS

RANK	TEAM	FIRST DOWNS				THIRD DOWNS			FOURTH DOWNS		
		TOTAL	RUSH	PASS	PEN	MADE	ATT	PCT	MADE	ATT	PCT
1	Detroit	306	115	170	21	71	155	45.8%	15	22	68.2%
2	Tampa Bay	293	97	170	26	75	159	47.2%	7	11	63.6%
3	Washington	287	116	144	27	71	161	44.1%	13	15	86.7%
4	Los Angeles Rams	279	95	155	29	54	147	36.7%	13	20	65.0%
5	Philadelphia	273	134	123	16	76	175	43.4%	13	20	65.0%
6	Minnesota	270	80	157	33	61	149	40.9%	5	8	62.5%
7	Atlanta	269	87	160	22	59	158	37.3%	17	26	65.4%
8	San Francisco	266	97	146	23	66	151	43.7%	6	12	50.0%
9t	Arizona	262	103	141	18	57	141	40.4%	5	13	38.5%
9t	Seattle	262	69	167	26	62	163	38.0%	9	18	50.0%
11	Green Bay	261	103	133	25	53	141	37.6%	5	10	50.0%
12	Dallas	249	67	150	32	60	170	35.3%	9	26	34.6%
13	New York Giants	243	89	137	17	66	184	35.9%	15	26	57.7%
14	New Orleans	241	97	125	19	65	171	38.0%	11	20	55.0%
15	Chicago	234	79	132	23	61	180	33.9%	17	28	60.7%
16	Carolina	217	73	126	18	58	165	35.2%	10	25	40.0%
	TOTALS	4212	1501	2336	375	1015	2570	39.5%	170	300	56.7%

NFC TEAM DEFENSE FIRST DOWNS, THIRD DOWNS & FOURTH DOWNS

RANK	TEAM	FIRST DOWNS				THIRD DOWNS			FOURTH DOWNS		
		TOTAL	RUSH	PASS	PEN	MADE	ATT	PCT	MADE	ATT	PCT
1	Philadelphia	234	83	131	20	55	160	34.4%	15	23	65.2%
2	San Francisco	236	89	132	15	72	164	43.9%	12	20	60.0%
3	New York Giants	238	96	123	19	60	164	36.6%	10	17	58.8%
4	Detroit	241	63	142	36	45	144	31.3%	7	20	35.0%
5	Chicago	243	93	134	16	58	164	35.4%	9	16	56.3%
6	Minnesota	245	59	168	18	62	171	36.3%	9	26	34.6%
7	Washington	252	96	132	24	64	153	41.8%	9	16	56.3%
8	Green Bay	257	87	154	16	57	158	36.1%	17	27	63.0%
9	Seattle	258	87	148	23	65	171	38.0%	6	13	46.2%
10t	Atlanta	263	100	149	14	76	164	46.3%	8	19	42.1%
10t	Dallas	263	109	137	17	54	156	34.6%	14	21	66.7%
12	New Orleans	265	95	148	22	57	160	35.6%	9	22	40.9%
13	Arizona	267	93	157	17	74	160	46.3%	10	18	55.6%
14	Los Angeles Rams	272	98	146	28	63	155	40.6%	7	10	70.0%
15	Tampa Bay	275	85	166	24	70	167	41.9%	17	24	70.8%
16	Carolina	306	124	155	27	81	170	47.6%	6	11	54.5%
	TOTALS	4115	1457	2322	336	1013	2581	39.2%	165	303	54.5%

2024 NATIONAL FOOTBALL LEAGUE

NFL TEAM OFFENSE FIRST DOWNS, THIRD DOWNS & FOURTH DOWNS

RANK	TEAM	FIRST DOWNS				THIRD DOWNS			FOURTH DOWNS		
		TOTAL	RUSH	PASS	PEN	MADE	ATT	PCT	MADE	ATT	PCT
1	Detroit	306	115	170	21	71	155	45.8%	15	22	68.2%
2	Baltimore	298	117	154	27	68	147	46.3%	8	12	66.7%
3	Tampa Bay	293	97	170	26	75	159	47.2%	7	11	63.6%
4	Washington	287	116	144	27	71	161	44.1%	13	15	86.7%
5	Kansas City	282	88	173	21	93	179	52.0%	9	11	81.8%
6	Los Angeles Rams	279	95	155	29	54	147	36.7%	13	20	65.0%
7	Cincinnati	276	62	189	25	74	164	45.1%	9	15	60.0%
8	Buffalo	274	106	138	30	66	152	43.4%	13	15	86.7%
9	Philadelphia	273	134	123	16	76	175	43.4%	13	20	65.0%
10	Minnesota	270	80	157	33	61	149	40.9%	5	8	62.5%
11	Atlanta	269	87	160	22	59	158	37.3%	17	26	65.4%
12t	Miami	266	70	171	25	64	164	39.0%	10	25	40.0%
12t	San Francisco	266	97	146	23	66	151	43.7%	6	12	50.0%
14t	Arizona	262	103	141	18	57	141	40.4%	5	13	38.5%
14t	Seattle	262	69	167	26	62	163	38.0%	9	18	50.0%
16	Green Bay	261	103	133	25	53	141	37.6%	5	10	50.0%
17	Pittsburgh	250	94	122	34	71	180	39.4%	7	14	50.0%
18	Dallas	249	67	150	32	60	170	35.3%	9	26	34.6%
19	Houston	248	71	159	18	66	178	37.1%	9	13	69.2%
20	New York Giants	243	89	137	17	66	184	35.9%	15	26	57.7%
21	New Orleans	241	97	125	19	65	171	38.0%	11	20	55.0%
22	Cleveland	238	72	147	19	52	184	28.3%	23	34	67.6%
23	Las Vegas	235	56	160	19	58	169	34.3%	11	21	52.4%
24	Chicago	234	79	132	23	61	180	33.9%	17	28	60.7%
25	New York Jets	233	56	154	23	65	166	39.2%	6	15	40.0%
26	Denver	232	89	128	15	66	174	37.9%	10	17	58.8%
27t	Indianapolis	229	92	120	17	59	161	36.6%	13	20	65.0%
27t	Tennessee	229	84	120	25	59	167	35.3%	6	18	33.3%
29	New England	226	77	126	23	62	175	35.4%	10	16	62.5%
30	Los Angeles Chargers	224	81	123	20	66	172	38.4%	7	10	70.0%
31	Jacksonville	219	73	133	13	49	147	33.3%	13	23	56.5%
32	Carolina	217	73	126	18	58	165	35.2%	10	25	40.0%
	TOTALS	8171	2789	4653	729	2053	5249	39.1%	334	579	57.7%

2024 NATIONAL FOOTBALL LEAGUE

NFL TEAM DEFENSE FIRST DOWNS, THIRD DOWNS & FOURTH DOWNS

RANK	TEAM	FIRST DOWNS				THIRD DOWNS			FOURTH DOWNS		
		TOTAL	RUSH	PASS	PEN	MADE	ATT	PCT	MADE	ATT	PCT
1	Cleveland	226	84	126	16	61	170	35.9%	8	13	61.5%
2	Houston	231	75	130	26	59	170	34.7%	12	19	63.2%
3	Pittsburgh	232	78	135	19	50	154	32.5%	13	19	68.4%
4	Philadelphia	234	83	131	20	55	160	34.4%	15	23	65.2%
5	Tennessee	235	80	122	33	57	160	35.6%	8	10	80.0%
6	San Francisco	236	89	132	15	72	164	43.9%	12	20	60.0%
7t	Los Angeles Chargers	238	85	129	24	62	177	35.0%	14	21	66.7%
7t	New York Giants	238	96	123	19	60	164	36.6%	10	17	58.8%
9	Kansas City	240	74	144	22	64	160	40.0%	10	19	52.6%
10	Detroit	241	63	142	36	45	144	31.3%	7	20	35.0%
11	Miami	242	76	145	21	53	154	34.4%	8	12	66.7%
12	Chicago	243	93	134	16	58	164	35.4%	9	16	56.3%
13	Minnesota	245	59	168	18	62	171	36.3%	9	26	34.6%
14	Denver	247	62	154	31	70	187	37.4%	12	20	60.0%
15	Washington	252	96	132	24	64	153	41.8%	9	16	56.3%
16	Las Vegas	255	75	158	22	70	169	41.4%	7	9	77.8%
17	Green Bay	257	87	154	16	57	158	36.1%	17	27	63.0%
18	Seattle	258	87	148	23	65	171	38.0%	6	13	46.2%
19t	Buffalo	259	84	154	21	67	155	43.2%	11	25	44.0%
19t	New York Jets	259	96	127	36	59	164	36.0%	13	17	76.5%
21t	Atlanta	263	100	149	14	76	164	46.3%	8	19	42.1%
21t	Dallas	263	109	137	17	54	156	34.6%	14	21	66.7%
21t	New England	263	92	146	25	63	157	40.1%	7	14	50.0%
24	New Orleans	265	95	148	22	57	160	35.6%	9	22	40.9%
25	Arizona	267	93	157	17	74	160	46.3%	10	18	55.6%
26	Baltimore	269	59	179	31	76	177	42.9%	9	18	50.0%
27	Los Angeles Rams	272	98	146	28	63	155	40.6%	7	10	70.0%
28	Tampa Bay	275	85	166	24	70	167	41.9%	17	24	70.8%
29	Indianapolis	278	106	155	17	81	179	45.3%	11	19	57.9%
30	Cincinnati	283	106	153	24	71	163	43.6%	14	21	66.7%
31	Jacksonville	299	100	174	25	77	172	44.8%	12	20	60.0%
32	Carolina	306	124	155	27	81	170	47.6%	6	11	54.5%
	TOTALS	8171	2789	4653	729	2053	5249	39.1%	334	579	57.7%

2024 NATIONAL FOOTBALL LEAGUE

2024 NATIONAL FOOTBALL LEAGUE

AFC OFFENSIVE FIRST DOWN YARDAGE

RANK	TEAM	YDS/PL	PLAYS	YARDS
1	Baltimore	7.07	381	2692
2	Cincinnati	6.35	364	2311
3	Indianapolis	5.83	340	1983
4	Houston	5.68	370	2102
5	Jacksonville	5.52	323	1782
6	Miami	5.51	371	2046
7	Buffalo	5.50	347	1907
8	Kansas City	5.24	371	1943
9	Tennessee	5.18	341	1768
10	Los Angeles Chargers	5.04	326	1642
11	Cleveland	4.90	360	1765
12	New York Jets	4.83	331	1600
13	Denver	4.83	343	1656
14	Las Vegas	4.78	352	1684
15	New England	4.47	337	1507
16	Pittsburgh	4.20	357	1500
	TOTALS	5.32	5614	29888

AFC DEFENSIVE FIRST DOWN YARDAGE

RANK	TEAM	YDS/PL	PLAYS	YARDS
1	New York Jets	4.20	352	1479
2	Las Vegas	4.55	354	1610
3	Cleveland	4.97	345	1713
4	Houston	5.00	345	1725
5	Kansas City	5.04	324	1633
6	Denver	5.06	357	1807
7	Indianapolis	5.21	385	2006
8	Buffalo	5.29	354	1871
9	Cincinnati	5.34	375	2001
10	Tennessee	5.37	340	1825
11	Los Angeles Chargers	5.41	351	1899
12	New England	5.47	358	1957
13	Baltimore	5.56	366	2035
14	Pittsburgh	5.63	342	1925
15	Miami	6.06	343	2078
16	Jacksonville	6.67	389	2594
	TOTALS	5.31	5680	30158

2024 NATIONAL FOOTBALL LEAGUE

NFC OFFENSIVE FIRST DOWN YARDAGE

RANK	TEAM	YDS/PL	PLAYS	YARDS
1	San Francisco	6.74	361	2432
2	Detroit	6.59	389	2565
3	Tampa Bay	6.22	379	2356
4	Philadelphia	6.09	370	2255
5	Atlanta	5.97	370	2209
6	Minnesota	5.95	367	2183
7	Green Bay	5.91	355	2097
8	Arizona	5.86	359	2102
9	Los Angeles Rams	5.55	371	2058
10	Washington	5.52	370	2044
11	Carolina	5.52	329	1816
12	Seattle	5.16	364	1877
13	New Orleans	5.15	344	1770
14	New York Giants	5.11	364	1859
15	Dallas	4.82	365	1761
16	Chicago	4.76	341	1624
	TOTALS	5.69	5798	33008

NFC DEFENSIVE FIRST DOWN YARDAGE

RANK	TEAM	YDS/PL	PLAYS	YARDS
1	Minnesota	4.95	359	1776
2	Philadelphia	4.99	341	1701
3	Washington	5.02	342	1717
4	San Francisco	5.10	328	1674
5	Arizona	5.18	353	1830
6	Detroit	5.21	345	1796
7	New York Giants	5.64	348	1961
8	Tampa Bay	5.70	377	2149
9	Los Angeles Rams	5.72	364	2083
10	Carolina	5.98	397	2376
11	New Orleans	6.07	374	2270
12	Green Bay	6.13	359	2201
13	Atlanta	6.15	356	2188
14	Seattle	6.38	371	2367
15	Chicago	6.39	353	2257
16	Dallas	6.55	365	2392
	TOTALS	5.71	5732	32738

2024 NATIONAL FOOTBALL LEAGUE

NFL OFFENSIVE FIRST DOWN YARDAGE

RANK	TEAM	YDS/PL	PLAYS	YARDS
1	Baltimore	7.07	381	2692
2	San Francisco	6.74	361	2432
3	Detroit	6.59	389	2565
4	Cincinnati	6.35	364	2311
5	Tampa Bay	6.22	379	2356
6	Philadelphia	6.09	370	2255
7	Atlanta	5.97	370	2209
8	Minnesota	5.95	367	2183
9	Green Bay	5.91	355	2097
10	Arizona	5.86	359	2102
11	Indianapolis	5.83	340	1983
12	Houston	5.68	370	2102
13	Los Angeles Rams	5.55	371	2058
14	Washington	5.52	370	2044
15	Carolina	5.52	329	1816
16	Jacksonville	5.52	323	1782
17	Miami	5.51	371	2046
18	Buffalo	5.50	347	1907
19	Kansas City	5.24	371	1943
20	Tennessee	5.18	341	1768
21	Seattle	5.16	364	1877
22	New Orleans	5.15	344	1770
23	New York Giants	5.11	364	1859
24	Los Angeles Chargers	5.04	326	1642
25	Cleveland	4.90	360	1765
26	New York Jets	4.83	331	1600
27	Denver	4.83	343	1656
28	Dallas	4.82	365	1761
29	Las Vegas	4.78	352	1684
30	Chicago	4.76	341	1624
31	New England	4.47	337	1507
32	Pittsburgh	4.20	357	1500
	TOTALS	5.51	11412	62896

2024 NATIONAL FOOTBALL LEAGUE

NFL DEFENSIVE FIRST DOWN YARDAGE

RANK	TEAM	YDS/PL	PLAYS	YARDS
1	New York Jets	4.20	352	1479
2	Las Vegas	4.55	354	1610
3	Minnesota	4.95	359	1776
4	Cleveland	4.97	345	1713
5	Philadelphia	4.99	341	1701
6	Houston	5.00	345	1725
7	Washington	5.02	342	1717
8	Kansas City	5.04	324	1633
9	Denver	5.06	357	1807
10	San Francisco	5.10	328	1674
11	Arizona	5.18	353	1830
12	Detroit	5.21	345	1796
13	Indianapolis	5.21	385	2006
14	Buffalo	5.29	354	1871
15	Cincinnati	5.34	375	2001
16	Tennessee	5.37	340	1825
17	Los Angeles Chargers	5.41	351	1899
18	New England	5.47	358	1957
19	Baltimore	5.56	366	2035
20	Pittsburgh	5.63	342	1925
21	New York Giants	5.64	348	1961
22	Tampa Bay	5.70	377	2149
23	Los Angeles Rams	5.72	364	2083
24	Carolina	5.98	397	2376
25	Miami	6.06	343	2078
26	New Orleans	6.07	374	2270
27	Green Bay	6.13	359	2201
28	Atlanta	6.15	356	2188
29	Seattle	6.38	371	2367
30	Chicago	6.39	353	2257
31	Dallas	6.55	365	2392
32	Jacksonville	6.67	389	2594
	TOTALS	5.51	11412	62896

2024 NATIONAL FOOTBALL LEAGUE

2024 NATIONAL FOOTBALL LEAGUE

AFC KICKOFFS (RECEIVING TEAM)

RANK	TEAM	TOTAL KO	ADJ KO	TB	TB%	EZ	EZ%	OB	IN20	AVG START
1	Cincinnati	72	71	42	59.2%	49	69.0%	0	3	30.5
2	New York Jets	70	68	46	67.6%	57	83.8%	0	0	30.5
3	Las Vegas	82	82	62	75.6%	69	84.1%	2	3	30.3
4	Los Angeles Chargers	52	50	37	74.0%	45	90.0%	1	1	30.3
5	Denver	59	56	43	76.8%	46	82.1%	2	1	30.2
6	Houston	62	62	43	69.4%	53	85.5%	0	4	30.2
7	Miami	67	66	47	71.2%	53	80.3%	1	2	29.8
8	Indianapolis	68	68	50	73.5%	60	88.2%	0	3	29.6
9	Buffalo	58	58	42	72.4%	48	82.8%	1	2	29.4
10	New England	68	68	51	75.0%	58	85.3%	0	1	29.1
11	Kansas City	59	57	36	63.2%	44	77.2%	1	4	29.0
12	Cleveland	73	73	43	58.9%	49	67.1%	0	3	29.0
13	Jacksonville	75	75	50	66.7%	58	77.3%	0	4	28.8
14	Pittsburgh	57	55	39	70.9%	41	74.5%	0	2	28.8
15	Baltimore	74	67	42	62.7%	53	79.1%	0	4	28.5
16	Tennessee	75	71	41	57.7%	57	80.3%	2	4	28.3
	TOTALS	1071	1047	714	68.2%	840	80.2%	10	41	29.5

AFC KICKOFFS (KICKING TEAM)

RANK	TEAM	TOTAL KO	ADJ KO	TB	TB%	EZ	EZ%	OB	IN20	AVG START
1	Las Vegas	59	55	33	60.0%	39	70.9%	1	3	28.2
2	New York Jets	58	56	38	67.9%	44	78.6%	0	3	29.0
3	Houston	74	71	40	56.3%	49	69.0%	3	2	29.2
4	Cincinnati	76	73	60	82.2%	66	90.4%	0	3	29.2
5	Denver	70	67	50	74.6%	58	86.6%	2	2	29.3
6	Miami	66	62	48	77.4%	54	87.1%	1	3	29.4
7	Kansas City	70	69	50	72.5%	60	87.0%	1	3	29.6
8	Cleveland	55	53	32	60.4%	42	79.2%	0	3	29.6
9	Indianapolis	63	61	51	83.6%	59	96.7%	0	0	29.6
10	Jacksonville	56	55	47	85.5%	52	94.5%	0	0	29.7
11	New England	54	53	38	71.7%	45	84.9%	1	0	29.7
12	Baltimore	79	78	60	76.9%	69	88.5%	0	4	29.7
13	Los Angeles Chargers	67	66	45	68.2%	55	83.3%	2	1	30.0
14	Pittsburgh	76	76	45	59.2%	56	73.7%	0	2	30.3
15	Buffalo	79	77	57	74.0%	65	84.4%	1	2	30.9
16	Tennessee	54	52	34	65.4%	42	80.8%	0	4	31.8
	TOTALS	1056	1024	728	71.1%	855	83.5%	12	35	29.7

ADJ KO: Adjusted kickoffs are used to compute Avg. Team Drive Start. Adjusted kickoffs do not include inside kicks or kickoffs at the end of a half unless either kickoff is returned for a touchdown. Adjusted kickoffs also do not include non-inside kickoffs that result in the kicking team ultimately retaining possession.

IN20: The number of drives that start inside (not including) the 20-yard line.

2024 NATIONAL FOOTBALL LEAGUE

NFC KICKOFFS (RECEIVING TEAM)

RANK	TEAM	TOTAL KO	ADJ KO	TB	TB%	EZ	EZ%	OB	IN20	AVG START
1	Dallas	80	79	50	63.3%	64	81.0%	1	4	31.7
2	Chicago	67	64	45	70.3%	55	85.9%	3	0	30.7
3	Detroit	58	57	48	84.2%	52	91.2%	1	0	30.6
4	Washington	66	64	38	59.4%	48	75.0%	2	0	30.5
5	San Francisco	64	62	39	62.9%	47	75.8%	1	2	30.3
6	Arizona	70	69	45	65.2%	55	79.7%	1	1	30.2
7	New York Giants	67	65	35	53.8%	43	66.2%	1	1	30.0
8	Los Angeles Rams	73	69	50	72.5%	55	79.7%	0	1	29.8
9	Seattle	65	61	37	60.7%	50	82.0%	0	4	29.8
10	Minnesota	54	50	39	78.0%	43	86.0%	1	0	29.5
11	Green Bay	61	58	46	79.3%	52	89.7%	1	1	29.3
12	Tampa Bay	69	66	43	65.2%	54	81.8%	1	3	29.2
13	New Orleans	67	65	41	63.1%	52	80.0%	0	2	28.7
14	Atlanta	76	74	53	71.6%	61	82.4%	0	3	28.7
15	Carolina	81	79	43	54.4%	56	70.9%	2	5	28.5
16	Philadelphia	59	56	36	64.3%	43	76.8%	0	3	28.4
	TOTALS	1077	1038	688	66.3%	830	80.0%	15	30	29.8

NFC KICKOFFS (KICKING TEAM)

RANK	TEAM	TOTAL KO	ADJ KO	TB	TB%	EZ	EZ%	OB	IN20	AVG START
1	New Orleans	66	64	18	28.1%	32	50.0%	0	5	27.7
2	Green Bay	71	69	38	55.1%	50	72.5%	1	3	28.8
3	Dallas	67	62	30	48.4%	37	59.7%	2	3	29.0
4	New York Giants	53	52	41	78.8%	48	92.3%	1	2	29.0
5	Philadelphia	71	71	53	74.6%	62	87.3%	0	4	29.4
6	Los Angeles Rams	66	64	58	90.6%	62	96.9%	0	1	29.5
7	Chicago	58	56	33	58.9%	46	82.1%	0	1	29.6
8	Detroit	83	83	67	80.7%	77	92.8%	0	0	29.6
9	Atlanta	65	64	41	64.1%	49	76.6%	0	4	29.6
10	Carolina	57	55	23	41.8%	32	58.2%	3	1	29.7
11	Tampa Bay	77	75	59	78.7%	66	88.0%	1	0	29.8
12	Seattle	68	67	36	53.7%	46	68.7%	0	3	29.9
13	Minnesota	76	74	65	87.8%	69	93.2%	0	1	29.9
14	Washington	81	76	18	23.7%	31	40.8%	1	4	30.2
15	Arizona	62	61	53	86.9%	58	95.1%	1	1	30.4
16	San Francisco	71	68	41	60.3%	50	73.5%	3	3	30.6
	TOTALS	1092	1061	674	63.5%	815	76.8%	13	36	29.6

ADJ KO: Adjusted kickoffs are used to compute Avg. Team Drive Start. Adjusted kickoffs do not include inside kicks or kickoffs at the end of a half unless either kickoff is returned for a touchdown. Adjusted kickoffs also do not include non-inside kickoffs that result in the kicking team ultimately retaining possession.

IN20: The number of drives that start inside (not including) the 20-yard line.

2024 NATIONAL FOOTBALL LEAGUE

NFL KICKOFFS (RECEIVING TEAM)

RANK	TEAM	TOTAL KO	ADJ KO	TB	TB%	EZ	EZ%	OB	IN20	AVG START
1	Dallas	80	79	50	63.3%	64	81.0%	1	4	31.7
2	Chicago	67	64	45	70.3%	55	85.9%	3	0	30.7
3	Detroit	58	57	48	84.2%	52	91.2%	1	0	30.6
4	Cincinnati	72	71	42	59.2%	49	69.0%	0	3	30.5
5	New York Jets	70	68	46	67.6%	57	83.8%	0	0	30.5
6	Washington	66	64	38	59.4%	48	75.0%	2	0	30.5
7	Las Vegas	82	82	62	75.6%	69	84.1%	2	3	30.3
8	San Francisco	64	62	39	62.9%	47	75.8%	1	2	30.3
9	Los Angeles Chargers	52	50	37	74.0%	45	90.0%	1	1	30.3
10	Denver	59	56	43	76.8%	46	82.1%	2	1	30.2
11	Arizona	70	69	45	65.2%	55	79.7%	1	1	30.2
12	Houston	62	62	43	69.4%	53	85.5%	0	4	30.2
13	New York Giants	67	65	35	53.8%	43	66.2%	1	1	30.0
14	Los Angeles Rams	73	69	50	72.5%	55	79.7%	0	1	29.8
15	Miami	67	66	47	71.2%	53	80.3%	1	2	29.8
16	Seattle	65	61	37	60.7%	50	82.0%	0	4	29.8
17	Indianapolis	68	68	50	73.5%	60	88.2%	0	3	29.6
18	Minnesota	54	50	39	78.0%	43	86.0%	1	0	29.5
19	Buffalo	58	58	42	72.4%	48	82.8%	1	2	29.4
20	Green Bay	61	58	46	79.3%	52	89.7%	1	1	29.3
21	Tampa Bay	69	66	43	65.2%	54	81.8%	1	3	29.2
22	New England	68	68	51	75.0%	58	85.3%	0	1	29.1
23	Kansas City	59	57	36	63.2%	44	77.2%	1	4	29.0
24	Cleveland	73	73	43	58.9%	49	67.1%	0	3	29.0
25	Jacksonville	75	75	50	66.7%	58	77.3%	0	4	28.8
26	Pittsburgh	57	55	39	70.9%	41	74.5%	0	2	28.8
27	New Orleans	67	65	41	63.1%	52	80.0%	0	2	28.7
28	Atlanta	76	74	53	71.6%	61	82.4%	0	3	28.7
29	Carolina	81	79	43	54.4%	56	70.9%	2	5	28.5
30	Baltimore	74	67	42	62.7%	53	79.1%	0	4	28.5
31	Philadelphia	59	56	36	64.3%	43	76.8%	0	3	28.4
32	Tennessee	75	71	41	57.7%	57	80.3%	2	4	28.3
	TOTALS	4296	4170	2804	67.2%	3340	80.1%	50	142	29.6

ADJ KO: Adjusted kickoffs are used to compute Avg. Team Drive Start. Adjusted kickoffs do not include inside kicks or kickoffs at the end of a half unless either kickoff is returned for a touchdown. Adjusted kickoffs also do not include non-onside kickoffs that result in the kicking team ultimately retaining possession.

IN20: The number of drives that start inside (not including) the 20-yard line.

2024 NATIONAL FOOTBALL LEAGUE

NFL KICKOFFS (KICKING TEAM)

RANK	TEAM	TOTAL KO	ADJ KO	TB	TB%	EZ	EZ%	OB	IN20	AVG START
1	New Orleans	66	64	18	28.1%	32	50.0%	0	5	27.7
2	Las Vegas	59	55	33	60.0%	39	70.9%	1	3	28.2
3	Green Bay	71	69	38	55.1%	50	72.5%	1	3	28.8
4	Dallas	67	62	30	48.4%	37	59.7%	2	3	29.0
5	New York Jets	58	56	38	67.9%	44	78.6%	0	3	29.0
6	New York Giants	53	52	41	78.8%	48	92.3%	1	2	29.0
7	Houston	74	71	40	56.3%	49	69.0%	3	2	29.2
8	Cincinnati	76	73	60	82.2%	66	90.4%	0	3	29.2
9	Denver	70	67	50	74.6%	58	86.6%	2	2	29.3
10	Miami	66	62	48	77.4%	54	87.1%	1	3	29.4
11	Philadelphia	71	71	53	74.6%	62	87.3%	0	4	29.4
12	Los Angeles Rams	66	64	58	90.6%	62	96.9%	0	1	29.5
13	Chicago	58	56	33	58.9%	46	82.1%	0	1	29.6
14	Detroit	83	83	67	80.7%	77	92.8%	0	0	29.6
15	Kansas City	70	69	50	72.5%	60	87.0%	1	3	29.6
16	Atlanta	65	64	41	64.1%	49	76.6%	0	4	29.6
17	Cleveland	55	53	32	60.4%	42	79.2%	0	3	29.6
18	Indianapolis	63	61	51	83.6%	59	96.7%	0	0	29.6
19	Jacksonville	56	55	47	85.5%	52	94.5%	0	0	29.7
20	Carolina	57	55	23	41.8%	32	58.2%	3	1	29.7
21	New England	54	53	38	71.7%	45	84.9%	1	0	29.7
22	Baltimore	79	78	60	76.9%	69	88.5%	0	4	29.7
23	Tampa Bay	77	75	59	78.7%	66	88.0%	1	0	29.8
24	Seattle	68	67	36	53.7%	46	68.7%	0	3	29.9
25	Minnesota	76	74	65	87.8%	69	93.2%	0	1	29.9
26	Los Angeles Chargers	67	66	45	68.2%	55	83.3%	2	1	30.0
27	Washington	81	76	18	23.7%	31	40.8%	1	4	30.2
28	Pittsburgh	76	76	45	59.2%	56	73.7%	0	2	30.3
29	Arizona	62	61	53	86.9%	58	95.1%	1	1	30.4
30	San Francisco	71	68	41	60.3%	50	73.5%	3	3	30.6
31	Buffalo	79	77	57	74.0%	65	84.4%	1	2	30.9
32	Tennessee	54	52	34	65.4%	42	80.8%	0	4	31.8
	TOTALS	4296	4170	2804	67.2%	3340	80.1%	50	142	29.6

ADJ KO: Adjusted kickoffs are used to compute Avg. Team Drive Start. Adjusted kickoffs do not include inside kicks or kickoffs at the end of a half unless either kickoff is returned for a touchdown. Adjusted kickoffs also do not include non-onside kickoffs that result in the kicking team ultimately retaining possession.

IN20: The number of drives that start inside (not including) the 20-yard line.

2024 NATIONAL FOOTBALL LEAGUE

AFC PLAYER SINGLE-GAME HIGHS

CATEGORY	TOTAL	PLAYER	GAME	DETAILS
Points	18			6 times in non-overtime games
Passing Yards	497	Jameis Winston	CLE at DEN, Dec. 2	34-58, 497 YDS, 4 TD, 3 INT
Longest Pass	98	Will Levis	TEN vs. MIN, Nov. 17	to Nick Westbrook-Ikhine (TD)
Passing Touchdowns	5			3 times, -1 in non-overtime games
	5			3 times, 2 in non-overtime games
Rushing Yards	199	Derrick Henry	BAL vs. BUF, Sep. 29	24-199, 1 TD
Rushing Attempts	30	Joe Mixon	HOU at IND, Sep. 8	30-159, 1 TD
Longest Rush	87	Derrick Henry	BAL vs. BUF, Sep. 29	(TD)
Receptions	14	Travis Kelce	KC vs. TB, Nov. 4 (OT)	14-100, 0 TD
	14	Ja'Marr Chase	CIN at DAL, Dec. 9	14-177, 2 TD
Receiving Yards	264	Ja'Marr Chase	CIN at BAL, Nov. 7	11-264, 3 TD
Kickoff Return Yards	157	Kene Nwangwu	NYJ vs. SEA, Dec. 1	3-157, 1 TD
Kickoff Returns	6	Ja'Mycal Hasty	NE vs. HOU, Oct. 13	6-139, 0 TD
	6	Chris Collier	BAL at CLE, Oct. 27	6-134, 0 TD
Longest Kickoff Return	100	Charlie Jones	CIN at CLE, Oct. 20	(TD)
Punt Return Yards	96	Parker Washington	JAX vs. NE, Oct. 20	1-96, 2 FC, 1 TD
Punt Returns	5			10 times in non-overtime games
Longest Punt Return	96	Parker Washington	JAX vs. NE, Oct. 20	(TD)
Interceptions	2			8 times, 7 in non-overtime games
Longest Interception Return	100	Pat Surtain II	DEN vs. LV, Oct. 6	(TD)
Sacks	4.0	Trey Hendrickson	CIN vs. LV, Nov. 3	
Scrimmage Yards	264	Ja'Marr Chase	CIN at BAL, Nov. 7	Rush: 0-0, Rec: 11-264
Longest Punt	84	Corey Bojorquez	CLE at LV, Sep. 29	
Punts	8			5 times in non-overtime games
Field Goals Made	6	Chris Boswell	PIT at ATL, Sep. 8	6-6, 57 long
	6	Chris Boswell	PIT vs. BAL, Nov. 17	6-6, 57 long
Longest Field Goal	63	Joey Slye	NE at SF, Sep. 29	

2024 NATIONAL FOOTBALL LEAGUE

NFC PLAYER SINGLE-GAME HIGHS

CATEGORY	TOTAL	PLAYER	GAME	DETAILS
Points	24	Alvin Kamara	NO at DAL, Sep. 15	4 TD
Passing Yards	509	Kirk Cousins	ATL vs. TB, Oct. 3 (OT)	42-58, 509 YDS, 4 TD, 1 INT
	412	Jared Goff	DET vs. JAX, Nov. 17	24-29, 412 YDS, 4 TD, 0 INT
Longest Pass	97	Sam Darnold	MIN vs. SF, Sep. 15	to Justin Jefferson (TD)
Passing Touchdowns	5	Sam Darnold	MIN vs. ATL, Dec. 8	22-28, 347 YDS, 5 TD, 0 INT
Rushing Yards	255	Saquon Barkley	PHI at LAR, Nov. 24	26-255, 2 TD
Rushing Attempts	32	Josh Jacobs	GB vs. IND, Sep. 15	32-151, 0 TD
Longest Rush	76	Isaac Guerendo	SF at SEA, Oct. 10	
Receptions	14	Cooper Kupp	LAR at DET, Sep. 8 (OT)	14-110, 1 TD
	13	CeeDee Lamb	DAL at SF, Oct. 27	13-146, 2 TD
Receiving Yards	180	Jaxon Smith-Njigba	SEA vs. LAR, Nov. 3 (OT)	7-180, 2 TD
	175	Jauan Jennings	SF at LAR, Sep. 22	11-175, 3 TD
Kickoff Return Yards	208	Deebo Samuel Sr.	SF at BUF, Dec. 1	6-208, 0 TD
Kickoff Returns	8	Raheem Blackshear	CAR at NO, Sep. 8	8-204, 0 TD
Longest Kickoff Return	99	KaVontae Turpin	DAL at WAS, Nov. 24	(TD)
Punt Return Yards	190	Kalif Raymond	DET vs. TEN, Oct. 27	5-190, 1 FC, 1 TD
Punt Returns	5			6 times, 5 in non-overtime games
Longest Punt Return	90	Kalif Raymond	DET vs. TEN, Oct. 27	(TD)
Interceptions	2			4 times, 3 in non-overtime games
Longest Interception Return	92	Leonard Williams	SEA at NYJ, Dec. 1	(TD)
Sacks	4.0	Aidan Hutchinson	DET vs. TB, Sep. 15	
Scrimmage Yards	302	Saquon Barkley	PHI at LAR, Nov. 24	Rush: 26-255, Rec: 4-47
Longest Punt	74	Daniel Whelan	GB vs. MIN, Sep. 29	
	74	Tress Way	WAS vs. PIT, Nov. 10	
Punts	11	Matt Haack	NYG vs. PHI, Oct. 20	11-517 (47.0)
Field Goals Made	7	Austin Seibert	WAS vs. NYG, Sep. 15	7-7, 45 long
Longest Field Goal	65	Brandon Aubrey	DAL vs. BAL, Sep. 22	

2024 NATIONAL FOOTBALL LEAGUE

NFL PLAYER SINGLE-GAME HIGHS

CATEGORY	TOTAL	PLAYER	GAME	DETAILS
Points	24	Alvin Kamara	NO at DAL, Sep. 15	4 TD
Passing Yards	509	Kirk Cousins	ATL vs. TB, Oct. 3 (OT)	42-58, 509 YDS, 4 TD, 1 INT
	497	Jameis Winston	CLE at DEN, Dec. 2	34-58, 497 YDS, 4 TD, 3 INT
Longest Pass	98	Will Levis	TEN vs. MIN, Nov. 17	to Nick Westbrook-Ikhine (TD)
Passing Touchdowns	5			4 times, -1 in non-overtime games
	5			4 times, 3 in non-overtime games
Rushing Yards	255	Saquon Barkley	PHI at LAR, Nov. 24	26-255, 2 TD
Rushing Attempts	32	Josh Jacobs	GB vs. IND, Sep. 15	32-151, 0 TD
Longest Rush	87	Derrick Henry	BAL vs. BUF, Sep. 29	(TD)
Receptions	14			3 times, -1 in non-overtime games
	14			3 times, 1 in non-overtime games
Receiving Yards	264	Ja'Marr Chase	CIN at BAL, Nov. 7	11-264, 3 TD
Kickoff Return Yards	208	Deebo Samuel Sr.	SF at BUF, Dec. 1	6-208, 0 TD
Kickoff Returns	8	Raheem Blackshear	CAR at NO, Sep. 8	8-204, 0 TD
Longest Kickoff Return	100	Charlie Jones	CIN at CLE, Oct. 20	(TD)
Punt Return Yards	190	Kalif Raymond	DET vs. TEN, Oct. 27	5-190, 1 FC, 1 TD
Punt Returns	5			16 times, 15 in non-overtime games
Longest Punt Return	96	Parker Washington	JAX vs. NE, Oct. 20	(TD)
Interceptions	2			12 times, 10 in non-overtime games
Longest Interception Return	100	Pat Surtain II	DEN vs. LV, Oct. 6	(TD)
Sacks	4.0	Aidan Hutchinson	DET vs. TB, Sep. 15	
Scrimmage Yards	302	Saquon Barkley	PHI at LAR, Nov. 24	Rush: 26-255, Rec: 4-47
Longest Punt	84	Corey Bojorquez	CLE at LV, Sep. 29	
Punts	11	Matt Haack	NYG vs. PHI, Oct. 20	11-517 (47.0)
Field Goals Made	7	Austin Seibert	WAS vs. NYG, Sep. 15	7-7, 45 long
Longest Field Goal	65	Brandon Aubrey	DAL vs. BAL, Sep. 22	

2024 NATIONAL FOOTBALL LEAGUE

2024 NATIONAL FOOTBALL LEAGUE

300-YARD PASSING GAMES

YARDS	PLAYER	GAME	DETAILS
509	Kirk Cousins	ATL vs. TB, Oct. 3 (OT)	42-58, 4 TD, 1 INT
497	Jameis Winston	CLE at DEN, Dec. 2	34-58, 4 TD, 3 INT
428	Joe Burrow	CIN at BAL, Nov. 7	34-56, 4 TD, 0 INT
414	Russell Wilson	PIT at CIN, Dec. 1	29-38, 3 TD, 1 INT
412	Jared Goff	DET vs. JAX, Nov. 17	24-29, 4 TD, 0 INT
395	Geno Smith	SEA at DET, Sep. 30	38-56, 1 TD, 1 INT
395	Jameis Winston	CLE at NO, Nov. 17	30-46, 2 TD, 0 INT
392	Joe Burrow	CIN vs. BAL, Oct. 6 (OT)	30-39, 5 TD, 1 INT
389	Jordan Love	GB vs. MIN, Sep. 29	32-54, 4 TD, 3 INT
379	Dak Prescott	DAL vs. BAL, Sep. 22	28-51, 2 TD, 0 INT
371	Trevor Lawrence	JAX vs. IND, Oct. 6	28-34, 2 TD, 1 INT
370	Baker Mayfield	TB vs. BAL, Oct. 21	31-45, 3 TD, 2 INT
369	Joe Burrow	CIN at DAL, Dec. 9	33-44, 3 TD, 1 INT
365	Tua Tagovailoa	MIA at GB, Nov. 28	37-46, 2 TD, 0 INT
363	Caleb Williams	CHI at IND, Sep. 22	33-52, 2 TD, 2 INT
363	Geno Smith	SEA vs. LAR, Nov. 3 (OT)	21-34, 3 TD, 3 INT
359	Joe Flacco	IND at JAX, Oct. 6	33-44, 3 TD, 0 INT
356	Joe Burrow	CIN at LAC, Nov. 17	28-50, 3 TD, 0 INT
354	Cooper Rush	DAL vs. HOU, Nov. 18	32-55, 1 TD, 1 INT
353	Brock Purdy	SF at TB, Nov. 10	25-36, 2 TD, 0 INT
352	Dak Prescott	DAL at PIT, Oct. 6	29-42, 2 TD, 2 INT
349	Justin Herbert	LAC at ARI, Oct. 21	27-39, 0 TD, 0 INT
348	Lamar Jackson	BAL at CIN, Oct. 6 (OT)	26-42, 4 TD, 0 INT
347	Baker Mayfield	TB vs. PHI, Sep. 29	30-47, 2 TD, 0 INT
347	Sam Darnold	MIN vs. ATL, Dec. 8	22-28, 5 TD, 0 INT
345	C.J. Stroud	HOU vs. JAX, Sep. 29	27-40, 2 TD, 0 INT
344	Kirk Cousins	ATL at MIN, Dec. 8	23-37, 0 TD, 2 INT
342	Josh Allen	BUF at LAR, Dec. 8	22-37, 3 TD, 0 INT
340	Caleb Williams	CHI vs. MIN, Nov. 24 (OT)	32-47, 2 TD, 0 INT
340	Aidan O'Connell	LV at KC, Nov. 29	23-35, 2 TD, 0 INT
339	Aaron Rodgers	NYJ at MIA, Dec. 8 (OT)	27-39, 1 TD, 0 INT
338	Tua Tagovailoa	MIA vs. JAX, Sep. 8	23-37, 1 TD, 0 INT
334	Jameis Winston	CLE vs. BAL, Oct. 27	27-41, 3 TD, 0 INT
331	C.J. Stroud	HOU vs. BUF, Oct. 6	28-38, 1 TD, 1 INT
331	Patrick Mahomes	KC vs. NO, Oct. 7	28-39, 0 TD, 1 INT
331	Tua Tagovailoa	MIA vs. NYJ, Dec. 8 (OT)	33-47, 2 TD, 0 INT
330	Baker Mayfield	TB vs. ATL, Oct. 27	37-50, 3 TD, 2 INT
330	Sam Darnold	MIN at CHI, Nov. 24 (OT)	22-34, 2 TD, 0 INT
327	Geno Smith	SEA at NE, Sep. 15 (OT)	33-44, 1 TD, 0 INT
326	Jayden Daniels	WAS vs. CHI, Oct. 27	21-38, 1 TD, 0 INT
325	Baker Mayfield	TB at NO, Oct. 13	24-36, 4 TD, 3 INT

2024 NATIONAL FOOTBALL LEAGUE

300-YARD PASSING GAMES

YARDS	PLAYER	GAME	DETAILS
325	Brock Purdy	SF vs. CHI, Dec. 8	20-25, 2 TD, 0 INT
324	Joe Burrow	CIN vs. WAS, Sep. 23	29-38, 3 TD, 0 INT
323	Lamar Jackson	BAL vs. WAS, Oct. 13	20-26, 1 TD, 1 INT
323	Josh Allen	BUF vs. TEN, Oct. 20	21-33, 2 TD, 0 INT
320	Matthew Stafford	LAR vs. BUF, Dec. 8	23-30, 2 TD, 0 INT
319	Brock Purdy	SF at MIN, Sep. 15	28-36, 1 TD, 1 INT
319	Andy Dalton	CAR at LV, Sep. 22	26-37, 3 TD, 0 INT
317	Matthew Stafford	LAR at DET, Sep. 8 (OT)	34-49, 1 TD, 1 INT
317	Tua Tagovailoa	MIA vs. NE, Nov. 24	29-40, 4 TD, 0 INT
315	Jared Goff	DET at DAL, Oct. 13	18-25, 3 TD, 0 INT
312	Justin Fields	PIT at IND, Sep. 29	22-34, 1 TD, 0 INT
312	Geno Smith	SEA vs. SF, Oct. 10	30-52, 1 TD, 2 INT
311	Jalen Hurts	PHI at NO, Sep. 22	29-38, 0 TD, 1 INT
309	Joe Burrow	CIN vs. PIT, Dec. 1	28-38, 3 TD, 1 INT
308	Trevor Lawrence	JAX vs. GB, Oct. 27	21-32, 2 TD, 1 INT
307	Jared Goff	DET vs. TB, Sep. 15	34-55, 0 TD, 2 INT
307	Kyler Murray	ARI at MIA, Oct. 27	26-36, 2 TD, 0 INT
307	Bo Nix	DEN vs. ATL, Nov. 17	28-33, 4 TD, 0 INT
306	Kirk Cousins	ATL at NO, Nov. 10	23-38, 0 TD, 1 INT
306	Patrick Mahomes	KC vs. LV, Nov. 29	26-46, 1 TD, 0 INT
304	Caleb Williams	CHI vs. CAR, Oct. 6	20-29, 2 TD, 0 INT

2024 NATIONAL FOOTBALL LEAGUE

2024 NATIONAL FOOTBALL LEAGUE

100-YARD RECEIVING GAMES

YARDS	PLAYER	GAME	DETAILS
264	Ja'Marr Chase	CIN at BAL, Nov. 7	11 REC, 3 TD
235	Jerry Jeudy	CLE at DEN, Dec. 2	9 REC, 1 TD
193	Ja'Marr Chase	CIN vs. BAL, Oct. 6 (OT)	10 REC, 2 TD
180	Jaxon Smith-Njigba	SEA vs. LAR, Nov. 3 (OT)	7 REC, 2 TD
177	Ja'Marr Chase	CIN at DAL, Dec. 9	14 REC, 2 TD
175	Jauan Jennings	SF at LAR, Sep. 22	11 REC, 3 TD
170	Dallas Goedert	PHI at NO, Sep. 22	10 REC, 0 TD
162	Jordan Addison	MIN at CHI, Nov. 24 (OT)	8 REC, 1 TD
162	Puka Nacua	LAR vs. BUF, Dec. 8	12 REC, 1 TD
161	Amon-Ra St. Brown	DET vs. JAX, Nov. 17	11 REC, 2 TD
154	Drake London	ATL vs. TB, Oct. 3 (OT)	12 REC, 1 TD
151	Nico Collins	HOU vs. JAX, Sep. 29	12 REC, 1 TD
151	George Kittle	SF vs. CHI, Dec. 8	6 REC, 0 TD
150	Christian Watson	GB at CHI, Nov. 17	4 REC, 0 TD
148	Tee Higgins	CIN at LAC, Nov. 17	9 REC, 1 TD
147	Brandon Aiyuk	SF vs. ARI, Oct. 6	8 REC, 0 TD
146	CeeDee Lamb	DAL at SF, Oct. 27	13 REC, 2 TD
144	Jaylen Waddle	MIA vs. NE, Nov. 24	8 REC, 1 TD
143	Calvin Ridley	TEN at DET, Oct. 27	10 REC, 0 TD
142	Jerry Jeudy	CLE at NO, Nov. 17	6 REC, 1 TD
142	Darnell Mooney	ATL at MIN, Dec. 8	6 REC, 0 TD
140	Brock Bowers	LV at KC, Nov. 29	10 REC, 1 TD
139	Jayden Reed	GB vs. MIN, Sep. 29	7 REC, 1 TD
138	Jayden Reed	GB at PHI, Sep. 6	4 REC, 1 TD
137	Justin Jefferson	MIN vs. IND, Nov. 3	7 REC, 0 TD
135	Nico Collins	HOU vs. CHI, Sep. 15	8 REC, 1 TD
134	Alec Pierce	IND at JAX, Oct. 6	3 REC, 1 TD
133	Justin Jefferson	MIN vs. SF, Sep. 15	4 REC, 1 TD
133	Trey McBride	ARI at SEA, Nov. 24	12 REC, 0 TD
133	Jordan Addison	MIN vs. ATL, Dec. 8	8 REC, 3 TD
132	Zay Flowers	BAL vs. WAS, Oct. 13	9 REC, 0 TD
132	Justin Jefferson	MIN vs. ATL, Dec. 8	7 REC, 2 TD
130	Tyreek Hill	MIA vs. JAX, Sep. 8	7 REC, 1 TD
130	Marvin Harrison Jr.	ARI vs. LAR, Sep. 15	4 REC, 2 TD
130	JuJu Smith-Schuster	KC vs. NO, Oct. 7	7 REC, 0 TD
129	DK Metcalf	SEA at NE, Sep. 15 (OT)	10 REC, 1 TD
128	George Kittle	SF vs. DAL, Oct. 27	6 REC, 1 TD
127	Malik Nabers	NYG at WAS, Sep. 15	10 REC, 1 TD
127	Zay Flowers	BAL vs. DEN, Nov. 3	5 REC, 2 TD
126	Tank Dell	HOU at NYJ, Oct. 31	6 REC, 0 TD
126	Brock Bowers	LV at MIA, Nov. 17	13 REC, 1 TD

2024 NATIONAL FOOTBALL LEAGUE

100-YARD RECEIVING GAMES

YARDS	PLAYER	GAME	DETAILS
125	Alec Pierce	IND vs. HOU, Sep. 8	3 REC, 1 TD
125	Chris Godwin	TB at NO, Oct. 13	11 REC, 2 TD
125	Keon Coleman	BUF vs. TEN, Oct. 20	4 REC, 0 TD
125	Terry McLaurin	WAS vs. CHI, Oct. 27	5 REC, 0 TD
124	Trey McBride	ARI at MIA, Oct. 27	9 REC, 0 TD
124	Jameson Williams	DET vs. JAX, Nov. 17	4 REC, 1 TD
123	Ladd McConkey	LAC vs. CIN, Nov. 17	6 REC, 0 TD
123	Puka Nacua	LAR at NE, Nov. 17	7 REC, 1 TD
122	Diontae Johnson	CAR at LV, Sep. 22	8 REC, 1 TD
122	Darius Slayton	NYG at SEA, Oct. 6	8 REC, 1 TD
122	Brian Thomas Jr.	JAX vs. IND, Oct. 6	5 REC, 1 TD
122	Courtland Sutton	DEN at BAL, Nov. 3	7 REC, 0 TD
121	Jameson Williams	DET vs. LAR, Sep. 8 (OT)	5 REC, 1 TD
121	Rashod Bateman	BAL at TB, Oct. 21	4 REC, 1 TD
121	Jakobi Meyers	LV vs. DEN, Nov. 24	10 REC, 0 TD
119	A.J. Brown	PHI vs. GB, Sep. 6	5 REC, 1 TD
119	Amon-Ra St. Brown	DET vs. TB, Sep. 15	11 REC, 0 TD
119	Nico Collins	HOU at JAX, Dec. 1	8 REC, 0 TD
118	Ja'Marr Chase	CIN vs. WAS, Sep. 23	6 REC, 2 TD
118	Quentin Johnston	LAC at CLE, Nov. 3	4 REC, 1 TD
118	Mike Evans	TB at CAR, Dec. 1 (OT)	8 REC, 1 TD
117	Nico Collins	HOU at IND, Sep. 8	6 REC, 0 TD
117	Chris Godwin	TB at DET, Sep. 15	7 REC, 1 TD
117	Jaxon Smith-Njigba	SEA at NE, Sep. 15 (OT)	12 REC, 0 TD
117	Nick Westbrook-Ikhine	TEN vs. MIN, Nov. 17	2 REC, 1 TD
117	Puka Nacua	LAR vs. PHI, Nov. 24	9 REC, 0 TD
117	Ladd McConkey	LAC at ATL, Dec. 1	9 REC, 0 TD
116	A.J. Brown	PHI vs. CLE, Oct. 13	6 REC, 1 TD
115	Malik Nabers	NYG vs. DAL, Sep. 26	12 REC, 0 TD
115	Justin Jefferson	MIN at LAR, Oct. 24	8 REC, 0 TD
115	Zay Flowers	BAL at CLE, Oct. 27	7 REC, 0 TD
115	Tylan Wallace	BAL vs. CIN, Nov. 7	3 REC, 1 TD
115	Tyreek Hill	MIA vs. NYJ, Dec. 8 (OT)	10 REC, 1 TD
114	Allen Lazard	NYJ vs. BUF, Oct. 14	6 REC, 1 TD
114	T.J. Hockenson	MIN at CHI, Nov. 24 (OT)	7 REC, 0 TD
114	Christian Watson	GB at DET, Dec. 5	4 REC, 0 TD
114	Garrett Wilson	NYJ at MIA, Dec. 8 (OT)	7 REC, 0 TD
113	George Pickens	PIT at IND, Sep. 29	7 REC, 0 TD
113	Michael Pittman	IND vs. PIT, Sep. 29	6 REC, 0 TD
113	Garrett Wilson	NYJ at NE, Oct. 27	5 REC, 0 TD
113	Jayden Reed	GB vs. DET, Nov. 3	5 REC, 0 TD

2024 NATIONAL FOOTBALL LEAGUE

100-YARD RECEIVING GAMES

YARDS	PLAYER	GAME	DETAILS
113	Terry McLaurin	WAS vs. PIT, Nov. 10	5 REC, 0 TD
113	Jonnu Smith	MIA at GB, Nov. 28	10 REC, 0 TD
112	Rome Odunze	CHI at IND, Sep. 22	6 REC, 1 TD
112	Terry McLaurin	WAS vs. CLE, Oct. 6	4 REC, 0 TD
112	Amon-Ra St. Brown	DET at MIN, Oct. 20	8 REC, 1 TD
111	Isaiah Likely	BAL at KC, Sep. 5	9 REC, 1 TD
111	Zay Flowers	BAL at CIN, Oct. 6 (OT)	7 REC, 0 TD
111	George Pickens	PIT vs. NYJ, Oct. 20	5 REC, 1 TD
111	Marvin Harrison Jr.	ARI at MIA, Oct. 27	6 REC, 1 TD
111	Ladd McConkey	LAC vs. NO, Oct. 27	6 REC, 2 TD
111	Elijah Moore	CLE at DEN, Dec. 2	8 REC, 0 TD
110	Cooper Kupp	LAR at DET, Sep. 8 (OT)	14 REC, 1 TD
110	Davante Adams	LV at BAL, Sep. 15	9 REC, 1 TD
110	Deebo Samuel Sr.	SF at MIN, Sep. 15	8 REC, 0 TD
110	Rashee Rice	KC at ATL, Sep. 22	12 REC, 1 TD
110	Jaxon Smith-Njigba	SEA at SF, Nov. 17	10 REC, 0 TD
109	Jaylen Waddle	MIA vs. JAX, Sep. 8	5 REC, 0 TD
109	Hunter Henry	NE vs. SEA, Sep. 15 (OT)	8 REC, 0 TD
109	Josh Downs	IND at HOU, Oct. 27	4 REC, 1 TD
109	A.J. Brown	PHI at DAL, Nov. 10	5 REC, 0 TD
109	Marquez Valdes-Scantling	NO vs. ATL, Nov. 10	3 REC, 2 TD
109	A.J. Brown	PHI at LAR, Nov. 24	6 REC, 1 TD
109	Davante Adams	NYJ at MIA, Dec. 8 (OT)	9 REC, 1 TD
108	Darius Slayton	NYG at PIT, Oct. 28	4 REC, 0 TD
107	Garrett Wilson	NYJ vs. BUF, Oct. 14	8 REC, 1 TD
107	Chris Olave	NO at LAC, Oct. 27	8 REC, 0 TD
107	Khalil Shakir	BUF at SEA, Oct. 27	9 REC, 0 TD
106	Puka Nacua	LAR vs. MIN, Oct. 24	7 REC, 0 TD
106	Cooper Kupp	LAR at NE, Nov. 17	6 REC, 2 TD
106	DJ Moore	CHI vs. MIN, Nov. 24 (OT)	7 REC, 1 TD
106	Khalil Shakir	BUF at LAR, Dec. 8	5 REC, 1 TD
105	Darnell Mooney	ATL vs. TB, Oct. 3 (OT)	9 REC, 2 TD
105	DJ Moore	CHI vs. CAR, Oct. 6	5 REC, 2 TD
105	Jakobi Meyers	LV at CIN, Nov. 3	8 REC, 0 TD
105	Marvin Mims Jr.	DEN vs. CLE, Dec. 2	3 REC, 1 TD
104	DK Metcalf	SEA vs. MIA, Sep. 22	4 REC, 1 TD
104	DK Metcalf	SEA at DET, Sep. 30	7 REC, 0 TD
104	Cooper Kupp	LAR at SEA, Nov. 3 (OT)	11 REC, 0 TD
104	Rome Odunze	CHI at ARI, Nov. 3	5 REC, 0 TD
103	Rashee Rice	KC vs. BAL, Sep. 5	7 REC, 0 TD
103	Breece Hall	NYJ at PIT, Oct. 20	6 REC, 0 TD

2024 NATIONAL FOOTBALL LEAGUE

100-YARD RECEIVING GAMES

YARDS	PLAYER	GAME	DETAILS
103	Parker Washington	JAX vs. HOU, Dec. 1	6 REC, 1 TD
102	Deebo Samuel Sr.	SF at SEA, Oct. 10	3 REC, 1 TD
102	Evan Engram	JAX at CHI, Oct. 13	10 REC, 0 TD
102	Terry McLaurin	WAS vs. DAL, Nov. 24	5 REC, 1 TD
102	Courtland Sutton	DEN vs. CLE, Dec. 2	6 REC, 0 TD
102	Adam Thielen	CAR at PHI, Dec. 8	9 REC, 0 TD
101	Garrett Wilson	NYJ at MIN, Oct. 6	13 REC, 1 TD
101	Jonnu Smith	MIA vs. LV, Nov. 17	6 REC, 2 TD
100	Terry McLaurin	WAS at CIN, Sep. 23	4 REC, 1 TD
100	Cade Otton	TB vs. BAL, Oct. 21	8 REC, 0 TD
100	Courtland Sutton	DEN vs. CAR, Oct. 27	8 REC, 0 TD
100	Mike Gesicki	CIN vs. LV, Nov. 3	5 REC, 2 TD
100	Travis Kelce	KC vs. TB, Nov. 4 (OT)	14 REC, 0 TD

2024 NATIONAL FOOTBALL LEAGUE

2024 NATIONAL FOOTBALL LEAGUE

100-YARD RUSHING GAMES

YARDS	PLAYER	GAME	DETAILS
255	Saquon Barkley	PHI at LAR, Nov. 24	26 ATT, 2 TD
199	Derrick Henry	BAL vs. BUF, Sep. 29	24 ATT, 1 TD
176	Saquon Barkley	PHI at NYG, Oct. 20	17 ATT, 1 TD
169	Derrick Henry	BAL at TB, Oct. 21	15 ATT, 0 TD
159	Joe Mixon	HOU at IND, Sep. 8	30 ATT, 1 TD
159	Saquon Barkley	PHI vs. JAX, Nov. 3	27 ATT, 1 TD
155	Alvin Kamara	NO at CAR, Nov. 3	29 ATT, 0 TD
153	Chuba Hubbard	CAR vs. NYG, Nov. 10 (OT)	28 ATT, 1 TD
152	Bucky Irving	TB at CAR, Dec. 1 (OT)	25 ATT, 1 TD
151	Josh Jacobs	GB vs. IND, Sep. 15	32 ATT, 0 TD
151	Derrick Henry	BAL at DAL, Sep. 22	25 ATT, 2 TD
147	Jordan Mason	SF vs. NYJ, Sep. 9	28 ATT, 1 TD
147	Saquon Barkley	PHI at NO, Sep. 22	17 ATT, 2 TD
146	Saquon Barkley	PHI vs. WAS, Nov. 14	26 ATT, 2 TD
145	Tyrone Tracy Jr.	NYG at PIT, Oct. 28	20 ATT, 1 TD
140	Derrick Henry	BAL at LAC, Nov. 25	24 ATT, 0 TD
138	Taysom Hill	NO vs. CLE, Nov. 17	7 ATT, 3 TD
136	Sean Tucker	TB at NO, Oct. 13	14 ATT, 1 TD
135	J.K. Dobbins	LAC vs. LV, Sep. 8	10 ATT, 1 TD
134	Zach Charbonnet	SEA at ARI, Dec. 8	22 ATT, 2 TD
133	Brian Robinson	WAS vs. NYG, Sep. 15	17 ATT, 0 TD
132	Derrick Henry	BAL vs. WAS, Oct. 13	24 ATT, 2 TD
131	J.K. Dobbins	LAC at CAR, Sep. 15	17 ATT, 1 TD
131	Rico Dowdle	DAL vs. CIN, Dec. 9	18 ATT, 0 TD
129	Tyrone Tracy Jr.	NYG at SEA, Oct. 6	18 ATT, 0 TD
129	D'Andre Swift	CHI at WAS, Oct. 27	18 ATT, 1 TD
128	Tony Pollard	TEN vs. NE, Nov. 3 (OT)	28 ATT, 0 TD
127	Jahmyr Gibbs	DET vs. TEN, Oct. 27	11 ATT, 1 TD
127	Josh Jacobs	GB at JAX, Oct. 27	25 ATT, 2 TD
124	Saquon Barkley	PHI vs. CAR, Dec. 8	20 ATT, 0 TD
123	Jordan Mason	SF vs. NE, Sep. 29	24 ATT, 1 TD
122	Lamar Jackson	BAL at KC, Sep. 5	16 ATT, 0 TD
122	James Conner	ARI vs. LAR, Sep. 15	21 ATT, 1 TD
120	Rhamondre Stevenson	NE at CIN, Sep. 8	25 ATT, 1 TD
120	Chase Brown	CIN vs. LV, Nov. 3	27 ATT, 0 TD
119	Tony Pollard	TEN at HOU, Nov. 24	24 ATT, 1 TD
118	Tank Bigsby	JAX vs. NE, Oct. 20	26 ATT, 2 TD
116	Jahmyr Gibbs	DET at MIN, Oct. 20	15 ATT, 2 TD
116	Bijan Robinson	ATL at NO, Nov. 10	20 ATT, 2 TD
115	Alvin Kamara	NO at DAL, Sep. 15	20 ATT, 3 TD
115	Joe Mixon	HOU at GB, Oct. 20	25 ATT, 2 TD

2024 NATIONAL FOOTBALL LEAGUE

100-YARD RUSHING GAMES

YARDS	PLAYER	GAME	DETAILS
114	Chuba Hubbard	CAR at LV, Sep. 22	21 ATT, 0 TD
114	Najee Harris	PIT vs. NYG, Oct. 28	19 ATT, 0 TD
114	Jonathan Taylor	IND vs. BUF, Nov. 10	21 ATT, 0 TD
113	Breece Hall	NYJ vs. BUF, Oct. 14	18 ATT, 0 TD
112	Rico Dowdle	DAL vs. NYG, Nov. 28	22 ATT, 1 TD
112	Alvin Kamara	NO vs. LAR, Dec. 1	23 ATT, 0 TD
111	James Cook	BUF at SEA, Oct. 27	17 ATT, 2 TD
110	Jonathan Taylor	IND vs. CHI, Sep. 22	23 ATT, 2 TD
109	Saquon Barkley	PHI vs. GB, Sep. 6	24 ATT, 2 TD
109	Joe Mixon	HOU at DAL, Nov. 18	20 ATT, 3 TD
108	Saquon Barkley	PHI at CIN, Oct. 27	22 ATT, 0 TD
107	James Conner	ARI vs. CHI, Nov. 3	18 ATT, 0 TD
107	Saquon Barkley	PHI at BAL, Dec. 1	23 ATT, 1 TD
107	James Cook	BUF vs. SF, Dec. 1	14 ATT, 1 TD
106	Najee Harris	PIT at LV, Oct. 13	14 ATT, 1 TD
106	Joe Mixon	HOU at NYJ, Oct. 31	24 ATT, 1 TD
106	Derrick Henry	BAL vs. DEN, Nov. 3	23 ATT, 2 TD
106	Kareem Hunt	KC vs. TB, Nov. 4 (OT)	27 ATT, 1 TD
106	Josh Jacobs	GB vs. SF, Nov. 24	26 ATT, 3 TD
106	Aaron Jones	MIN at CHI, Nov. 24 (OT)	22 ATT, 1 TD
105	David Montgomery	DET at ARI, Sep. 22	23 ATT, 1 TD
105	Tyler Allgeier	ATL at CAR, Oct. 13	18 ATT, 1 TD
105	Jonathan Taylor	IND at HOU, Oct. 27	20 ATT, 1 TD
104	James Conner	ARI vs. WAS, Sep. 29	18 ATT, 1 TD
104	Chuba Hubbard	CAR vs. CIN, Sep. 29	18 ATT, 1 TD
104	Kyren Williams	LAR at NO, Dec. 1	15 ATT, 1 TD
103	Kenneth Walker III	SEA vs. DEN, Sep. 8	20 ATT, 1 TD
103	Jonathan Taylor	IND at GB, Sep. 15	12 ATT, 0 TD
103	Bijan Robinson	ATL vs. SEA, Oct. 20	21 ATT, 1 TD
103	Tyrone Tracy Jr.	NYG at CAR, Nov. 10 (OT)	18 ATT, 1 TD
103	Brian Robinson	WAS vs. TEN, Dec. 1	16 ATT, 1 TD
102	Aaron Jones	MIN vs. HOU, Sep. 22	19 ATT, 0 TD
102	Kyren Williams	LAR vs. GB, Oct. 6	22 ATT, 1 TD
102	Kareem Hunt	KC vs. NO, Oct. 7	27 ATT, 1 TD
102	Joe Mixon	HOU at NE, Oct. 13	13 ATT, 1 TD
102	Najee Harris	PIT vs. NYJ, Oct. 20	21 ATT, 1 TD
102	Joe Mixon	HOU vs. IND, Oct. 27	25 ATT, 1 TD
102	Bijan Robinson	ATL vs. LAC, Dec. 1	26 ATT, 1 TD
102	Tony Pollard	TEN vs. JAX, Dec. 8	21 ATT, 0 TD
101	Brian Robinson	WAS at ARI, Sep. 29	21 ATT, 1 TD
101	Tank Bigsby	JAX vs. IND, Oct. 6	13 ATT, 2 TD

2024 NATIONAL FOOTBALL LEAGUE

100-YARD RUSHING GAMES

YARDS	PLAYER	GAME	DETAILS
101	James Conner	ARI vs. LAC, Oct. 21	19 ATT, 0 TD
101	Joe Mixon	HOU at JAX, Dec. 1	20 ATT, 1 TD
100	Jordan Mason	SF at MIN, Sep. 15	20 ATT, 1 TD

2024 NATIONAL FOOTBALL LEAGUE

2024 NATIONAL FOOTBALL LEAGUE

AFC LEADING PASSERS

RANK	PLAYER	TEAM	ATT	COMP	COMP%	YDS	YPA	TD	TD%	LONG	INT	INT%	RATING
1	L. Jackson	BAL	379	254	67.0%	3290	8.68	29	7.7%	84t	3	0.8%	116.3
2	Burrow	CIN	490	335	68.4%	3706	7.56	33	6.7%	70t	6	1.2%	107.9
3	Tagovailoa	MIA	325	240	73.8%	2456	7.56	17	5.2%	80t	4	1.2%	107.4
4	Allen	BUF	393	252	64.1%	3033	7.72	23	5.9%	63t	5	1.3%	101.9
5	Herbert	LAC	366	234	63.9%	2764	7.55	14	3.8%	66t	1	0.3%	98.4
6	Mahomes	KC	464	316	68.1%	3189	6.87	20	4.3%	54t	11	2.4%	92.0
7	Rodgers	NYJ	458	289	63.1%	2966	6.48	20	4.4%	57	8	1.7%	88.9
8	*Nix	DEN	434	277	63.8%	2842	6.55	17	3.9%	93t	8	1.8%	87.9
9	Stroud	HOU	430	272	63.3%	3117	7.25	15	3.5%	67t	9	2.1%	87.9
10	*Maye	NE	256	172	67.2%	1696	6.63	11	4.3%	40t	8	3.1%	87.0
11	Winston	CLE	271	165	60.9%	1975	7.29	13	4.8%	89t	9	3.3%	85.3
12	Lawrence	JAX	284	172	60.6%	2045	7.20	11	3.9%	85t	7	2.5%	85.2
13	Levis	TEN	272	173	63.6%	1827	6.72	12	4.4%	98t	9	3.3%	84.0
14	Minschew	LV	306	203	66.3%	2013	6.58	9	2.9%	57t	10	3.3%	81.0

2024 NATIONAL FOOTBALL LEAGUE

AFC LEADING PASSERS, RANKS

PLAYER	TEAM	ATT	COMP	COMP%	YDS	YPA	TD	TD%	INT	INT%	RATING
L. Jackson	BAL	7	6	5	2	1	2	1	2	2	1
Burrow	CIN	1	1	2	1	3	1	2	5	3	2
Tagovailoa	MIA	9	8	1	9	4	6t	4	3	4	3
Allen	BUF	6	7	7	5	2	3	3	4	5	4
Herbert	LAC	8	9	8	8	5	9	12	1	1	5
Mahomes	KC	2	2	3	3	9	4t	8	14	9	6
Rodgers	NYJ	3	3	12	6	14	4t	7	7t	6	7
*Nix	DEN	4	4	9	7	13	6t	10	7t	7	8
Stroud	HOU	5	5	11	4	7	8	13	10t	8	9
*Maye	NE	14	12t	4	15	11	13t	9	7t	11	10
Winston	CLE	13	14	13	12	6	10	5	10t	14	11
Lawrence	JAX	11	12t	14	10	8	13t	11	6	10	12
Levis	TEN	12	11	10	13	10	11t	6	10t	13	13
Minshew	LV	10	10	6	11	12	15t	14	13	12	14

2024 NATIONAL FOOTBALL LEAGUE

AFC FOURTH-QUARTER PASSING LEADERS

RANK	PLAYER	TEAM	ATT	COMP	COMP%	YDS	YPA	TD	TD%	INT	INT%	RATING
1	Ru. Wilson	PIT	41	26	63.4%	402	9.80	4	9.8%	1	2.4%	118.1
2	L. Jackson	BAL	107	68	63.6%	861	8.05	10	9.3%	1	0.9%	115.8
3	Flacco	IND	48	31	64.6%	447	9.31	5	10.4%	2	4.2%	112.1
4	Tagovailoa	MIA	81	61	75.3%	584	7.21	4	4.9%	0	0.0%	111.3
5	Fields	PIT	40	23	57.5%	302	7.55	3	7.5%	0	0.0%	106.5
6	Mahomes	KC	94	63	67.0%	644	6.85	5	5.3%	1	1.1%	99.8
7	Burrow	CIN	129	81	62.8%	1063	8.24	10	7.8%	5	3.9%	98.4
8	Allen	BUF	83	49	59.0%	607	7.31	4	4.8%	0	0.0%	97.8
9	*Nix	DEN	105	72	68.6%	725	6.90	5	4.8%	3	2.9%	92.0
10	Ridder	ARI-LV	40	26	65.0%	239	5.98	1	2.5%	0	0.0%	89.5
11	Rodgers	NYJ	131	88	67.2%	836	6.38	4	3.1%	2	1.5%	88.5
12	D. Watson	CLE	58	39	67.2%	335	5.78	2	3.4%	1	1.7%	86.5
13	*Maye	NE	88	55	62.5%	567	6.44	5	5.7%	3	3.4%	85.7
14	O'Connell	LV	60	38	63.3%	380	6.33	3	5.0%	2	3.3%	84.0
15	Herbert	LAC	77	42	54.5%	506	6.57	2	2.6%	0	0.0%	83.6
16	Minshew	LV	102	69	67.6%	679	6.66	4	3.9%	4	3.9%	82.9
17	Stroud	HOU	102	62	60.8%	658	6.45	3	2.9%	2	2.0%	81.3
18	Winston	CLE	100	62	62.0%	670	6.70	5	5.0%	5	5.0%	77.5
19	M. Jones	JAX	47	30	63.8%	286	6.09	2	4.3%	2	4.3%	77.1
20	Lawrence	JAX	83	46	55.4%	515	6.20	3	3.6%	2	2.4%	76.1
21	Richardson	IND	77	37	48.1%	552	7.17	4	5.2%	3	3.9%	73.1
22	Brissett	NE	51	28	54.9%	308	6.04	0	0.0%	0	0.0%	73.0
23	Levis	TEN	86	43	50.0%	400	4.65	3	3.5%	5	5.8%	50.5

2024 NATIONAL FOOTBALL LEAGUE

AFC THIRD-DOWN PASSING LEADERS

RANK	PLAYER	TEAM	ATT	COMP	COMP%	YDS	YPA	TD	TD%	INT	INT%	RATING
1	Mahomes	KC	113	76	67.3%	906	8.02	10	8.8%	1	0.9%	117.3
2	L. Jackson	BAL	96	60	62.5%	779	8.11	8	8.3%	0	0.0%	115.8
3	Burrow	CIN	117	73	62.4%	881	7.53	10	8.5%	1	0.9%	110.4
4	Herbert	LAC	104	61	58.7%	723	6.95	8	7.7%	0	0.0%	105.6
5	Ru. Wilson	PIT	68	41	60.3%	675	9.93	5	7.4%	3	4.4%	99.8
6	Allen	BUF	102	53	52.0%	769	7.54	8	7.8%	1	1.0%	98.9
7	*Nix	DEN	128	79	61.7%	941	7.35	7	5.5%	2	1.6%	95.9
8	Winston	CLE	75	46	61.3%	541	7.21	4	5.3%	1	1.3%	95.5
9	Stroud	HOU	124	75	60.5%	899	7.25	5	4.0%	1	0.8%	92.8
10	Tagovailoa	MIA	80	53	66.3%	625	7.81	3	3.8%	2	2.5%	91.9
11	Levis	TEN	68	40	58.8%	599	8.81	3	4.4%	3	4.4%	84.1
12	Rodgers	NYJ	120	68	56.7%	855	7.13	7	5.8%	5	4.2%	81.1
13	*Maye	NE	65	36	55.4%	414	6.37	4	6.2%	3	4.6%	76.1
14	Lawrence	JAX	73	34	46.6%	374	5.12	4	5.5%	2	2.7%	69.1
15	Minschew	LV	80	46	57.5%	428	5.35	3	3.8%	5	6.3%	58.8

2024 NATIONAL FOOTBALL LEAGUE

AFC LEADING RUSHERS

RANK	PLAYER	TEAM	ATT	YDS	AVG	LONG	TD
1	Henry	BAL	240	1407	5.9	87t	13
2	Pollard	TEN	213	937	4.4	41	4
3	Mixon	HOU	205	887	4.3	59	11
4	Harris	PIT	223	877	3.9	36t	5
5	Taylor	IND	186	804	4.3	58	5
6	Dobbins	LAC	158	766	4.8	61	8
7	C. Brown	CIN	166	735	4.4	40	6
8	Cook	BUF	157	723	4.6	65t	11
9	Hall	NYJ	164	692	4.2	42	4
10	L. Jackson (QB)	BAL	111	678	6.1	39	3
11	Stevenson	NE	180	671	3.7	33t	6
12	Hunt	KC	167	608	3.6	17	5
13	Bigsby	JAX	120	602	5.0	65t	5
14	Achane	MIA	153	600	3.9	47	4
15	Williams	DEN	124	446	3.6	20	4
16	Allen (QB)	BUF	80	416	5.2	30	9
17	Etienne	JAX	99	391	3.9	22	2
18	Richardson (QB)	IND	70	383	5.5	26	4
19	Gibson	NE	79	373	4.7	45	1
20t	J. Ford	CLE	80	367	4.6	36	1
20t	McLaughlin	DEN	80	367	4.6	21	1
22	Warren	PIT	87	359	4.1	18	1
23	*Maye (QB)	NE	38	345	9.1	41	1
24	*Davis	BUF	80	342	4.3	22	3
25	Mattison	LV	97	320	3.3	24	3
26	*Nix (QB)	DEN	67	304	4.5	32	4
27	Chubb	CLE	93	291	3.1	19	3
28	*Allen	NYJ	78	283	3.6	20t	2
29	Fields (QB)	PIT	61	281	4.6	30	5
30	Edwards	LAC	79	274	3.5	12	2
31	*Wright	MIA	61	250	4.1	20	0
32	Mahomes (QB)	KC	50	248	5.0	33	1
33	Moss	CIN	74	242	3.3	16	2
34	Mostert	MIA	65	236	3.6	18	2
35	Pacheco	KC	55	234	4.3	34	1
36	Herbert (QB)	LAC	54	224	4.1	38	2
37	Stroud (QB)	HOU	43	199	4.6	25	0
38t	*Estime	DEN	41	191	4.7	21	0
38t	Hill	BAL	43	191	4.4	51t	1
40	Spears	TEN	50	185	3.7	19	1
41	White	LV	65	183	2.8	17	1
42t	Levis (QB)	TEN	39	175	4.5	21	0
42t	McCormick	LV	32	175	5.5	29	0
44t	Burrow (QB)	CIN	35	158	4.5	47t	1
44t	*Steele	KC	48	158	3.3	9	0
46	Foreman	CLE	46	155	3.4	25	0
47	Abdullah	LV	36	150	4.2	40	1
48	D. Watson (QB)	CLE	31	148	4.8	16	1
49	Ty Johnson	BUF	27	145	5.4	19	1
50	Sermon	IND	47	131	2.8	17	2

2024 NATIONAL FOOTBALL LEAGUE

AFC THIRD-AND-ONE RUSHING LEADERS

RANK	PLAYER	TEAM	ATT	FD	PCT
1t	*Allen	NYJ	9	9	100.0%
1t	Herbert (QB)	LAC	6	6	100.0%
1t	Burrow (QB)	CIN	4	4	100.0%
4	Allen (QB)	BUF	8	7	87.5%
5t	Dobbins	LAC	7	6	85.7%
5t	Hunt	KC	7	6	85.7%
5t	Levis (QB)	TEN	7	6	85.7%
8	Mixon	HOU	6	5	83.3%
9	Pacheco	KC	5	4	80.0%
10	Henry	BAL	9	7	77.8%
11	*Nix (QB)	DEN	7	5	71.4%
12t	Achane	MIA	6	4	66.7%
12t	*Steele	KC	6	4	66.7%
14	Taylor	IND	11	7	63.6%
15	Hall	NYJ	7	4	57.1%

2024 NATIONAL FOOTBALL LEAGUE

AFC LEADERS IN RECEPTIONS

RANK	PLAYER	TEAM	REC	YDS	AVG	LONG	TD
1	Chase	CIN	93	1319	14.2	70t	15
2	*Bowers (TE)	LV	87	933	10.7	57t	4
3	Wilson	NYJ	81	877	10.8	42	5
4	Kelce (TE)	KC	80	682	8.5	38	2
5	Meyers	LV	66	743	11.3	43	2
6t	T. Hill	MIA	65	769	11.8	80t	5
6t	Shakir	BUF	65	735	11.3	52	3
8t	Sutton	DEN	63	846	13.4	37	5
8t	Achane (RB)	MIA	63	474	7.5	39	6
10	J. Smith (TE)	MIA	61	692	11.3	57t	5
11	Flowers	BAL	60	863	14.4	53t	4
12	Jeudy	CLE	59	944	16.0	89t	4
13t	*McConkey	LAC	58	815	14.1	60t	4
13t	D. Adams	LV-NYJ	58	662	11.4	37t	4
13t	Henry (TE)	NE	58	610	10.5	35	1
16	Njoku (TE)	CLE	56	439	7.8	29	5
17	Pickens	PIT	55	850	15.5	44	3
18t	*B. Thomas	JAX	54	851	15.8	85t	6
18t	Waddle	MIA	54	700	13.0	63	2
20t	Downs	IND	53	594	11.2	69t	4
20t	Moore	CLE	53	481	9.1	44	1
22	Douglas	NE	52	497	9.6	35t	1
23	Ridley	TEN	50	738	14.8	63	3
24	Collins	HOU	49	832	17.0	67t	4
25t	Diggs	HOU	47	496	10.6	49	3
25t	Ingram (TE)	JAX	47	365	7.8	24	1
27t	Pittman	IND	46	550	12.0	33	2
27t	Hall (RB)	NYJ	46	401	8.7	57	2
29t	Higgins	CIN	45	581	12.9	42t	5
29t	Hopkins	TEN-KC	45	530	11.8	35	5
31t	Freiermuth (TE)	PIT	44	470	10.7	30	5
31t	C. Brown (RB)	CIN	44	302	6.9	34	3
33t	Dell	HOU	43	543	12.6	50	2
33t	Andrews (TE)	BAL	43	490	11.4	38	7
33t	Dissly (TE)	LAC	43	418	9.7	29t	1
36	Gesicki (TE)	CIN	42	460	11.0	47t	2
37	Schultz (TE)	HOU	41	424	10.3	32	1
38	Cooper	CLE-BUF	40	481	12.0	30	3
39	Pollard (RB)	TEN	39	233	6.0	30	0
40t	*Worthy	KC	38	448	11.8	54t	4
40t	Tucker	LV	38	432	11.4	58t	2
40t	Williams (RB)	DEN	38	259	6.8	34	0
43	Hill (RB)	BAL	37	322	8.7	24	2
44	Conklin (TE)	NYJ	36	317	8.8	27	2
45t	Bateman	BAL	35	574	16.4	59	5
45t	Gray (TE)	KC	35	399	11.4	35t	4
47	Kincaid (TE)	BUF	34	356	10.5	28	2
48t	Likely (TE)	BAL	33	384	11.6	49t	4
48t	*Vele	DEN	33	377	11.4	37	1
48t	Boyd	TEN	33	317	9.6	30	0

2024 NATIONAL FOOTBALL LEAGUE

AFC RECEIVING YARDAGE LEADERS

RANK	PLAYER	TEAM	YDS	REC	AVG	LONG	TD
1	Chase	CIN	1319	93	14.2	70t	15
2	Jeudy	CLE	944	59	16.0	89t	4
3	*Bowers (TE)	LV	933	87	10.7	57t	4
4	Wilson	NYJ	877	81	10.8	42	5
5	Flowers	BAL	863	60	14.4	53t	4
6	*B. Thomas	JAX	851	54	15.8	85t	6
7	Pickens	PIT	850	55	15.5	44	3
8	Sutton	DEN	846	63	13.4	37	5
9	Collins	HOU	832	49	17.0	67t	4
10	*McConkey	LAC	815	58	14.1	60t	4
11	T. Hill	MIA	769	65	11.8	80t	5
12	Meyers	LV	743	66	11.3	43	2
13	Ridley	TEN	738	50	14.8	63	3
14	Shakir	BUF	735	65	11.3	52	3
15	Waddle	MIA	700	54	13.0	63	2
16	J. Smith (TE)	MIA	692	61	11.3	57t	5
17	Kelce (TE)	KC	682	80	8.5	38	2
18	D. Adams	LV-NYJ	662	58	11.4	37t	4
19	Pierce	IND	645	29	22.2	65t	5
20	Henry (TE)	NE	610	58	10.5	35	1
21	Downs	IND	594	53	11.2	69t	4
22	Higgins	CIN	581	45	12.9	42t	5
23	Bateman	BAL	574	35	16.4	59	5
24	Pittman	IND	550	46	12.0	33	2
25	Dell	HOU	543	43	12.6	50	2
26	Hopkins	TEN-KC	530	45	11.8	35	5
27	Douglas	NE	497	52	9.6	35t	1
28	Diggs	HOU	496	47	10.6	49	3
29	Palmer	LAC	492	30	16.4	45	1
30	Andrews (TE)	BAL	490	43	11.4	38	7
31t	Cooper	CLE-BUF	481	40	12.0	30	3
31t	Moore	CLE	481	53	9.1	44	1
33	Achane (RB)	MIA	474	63	7.5	39	6
34	Freiermuth (TE)	PIT	470	44	10.7	30	5
35	Gesicki (TE)	CIN	460	42	11.0	47t	2
36	*Worthy	KC	448	38	11.8	54t	4
37	Njoku (TE)	CLE	439	56	7.8	29	5
38	Tucker	LV	432	38	11.4	58t	2
39	Lazard	NYJ	430	31	13.9	52t	5
40	Schultz (TE)	HOU	424	41	10.3	32	1
41	Dissly (TE)	LAC	418	43	9.7	29t	1
42	*Coleman	BUF	417	22	19.0	57	3
43	Johnston	LAC	414	29	14.3	66t	7
44	Hall (RB)	NYJ	401	46	8.7	57	2
45	Gray (TE)	KC	399	35	11.4	35t	4
46	Austin	PIT	387	23	16.8	55t	4
47t	Likely (TE)	BAL	384	33	11.6	49t	4
47t	Westbrook-Ikhine	TEN	384	21	18.3	98t	8
49	Kirk	JAX	379	27	14.0	61	1
50	*Vele	DEN	377	33	11.4	37	1

2024 NATIONAL FOOTBALL LEAGUE

AFC THIRD-DOWN RECEIVING LEADERS

RANK	PLAYER	TEAM	REC	YDS	AVG	LONG	TD
1	Sutton	DEN	26	418	16.1	33	2
2	Pickens	PIT	23	303	13.2	37	0
3	Kelce (TE)	KC	22	236	10.7	38	1
4	Wilson	NYJ	20	221	11.1	26t	2
5t	*Bowers (TE)	LV	19	240	12.6	29	1
5t	*McConkey	LAC	19	224	11.8	19	2
5t	Moore	CLE	19	198	10.4	44	0
8t	Shakir	BUF	18	314	17.4	52	2
8t	Henry (TE)	NE	18	213	11.8	32	0
10	Chase	CIN	17	227	13.4	63t	2
11t	Meyers	LV	16	204	12.8	43	0
11t	J. Smith (TE)	MIA	16	169	10.6	33	2
13t	Collins	HOU	15	202	13.5	34	2
13t	Downs	IND	15	190	12.7	31	1
13t	Dell	HOU	15	183	12.2	31	0
16t	Higgins	CIN	14	203	14.5	31	3
16t	T. Hill	MIA	14	170	12.1	30	1
16t	Hill (RB)	BAL	14	152	10.9	24	0
19t	Johnston	LAC	13	208	16.0	66t	5
19t	Waddle	MIA	13	182	14.0	36	0
19t	Douglas	NE	13	149	11.5	35t	1
19t	Diggs	HOU	13	127	9.8	21	1
23t	Ridley	TEN	12	221	18.4	63	0
23t	Gesicki (TE)	CIN	12	150	12.5	47t	1
23t	Freiermuth (TE)	PIT	12	142	11.8	22	2
23t	Andrews (TE)	BAL	12	140	11.7	23	3
23t	Boyd	TEN	12	123	10.3	20	0
28t	Jeudy	CLE	11	177	16.1	35t	1
28t	Flowers	BAL	11	169	15.4	26	1
28t	D. Adams	LV-NYJ	11	158	14.4	37t	1
28t	Perine (RB)	KC	11	158	14.4	35	1
28t	Bateman	BAL	11	108	9.8	16t	2
28t	Engram (TE)	JAX	11	92	8.4	15	0
28t	Williams (RB)	DEN	11	90	8.2	34	0
28t	Tucker	LV	11	88	8.0	14	0
28t	Njoku (TE)	CLE	11	77	7.0	18	2
37t	Hopkins	TEN-KC	10	146	14.6	35	2
37t	Schultz (TE)	HOU	10	145	14.5	32	1
37t	Palmer	LAC	10	136	13.6	28t	1
37t	Conklin (TE)	NYJ	10	130	13.0	25	1
37t	*Vele	DEN	10	91	9.1	20	1
37t	Warren (RB)	PIT	10	90	9.0	26	0
43t	Mims	DEN	9	206	22.9	93t	2
43t	Westbrook-Ikhine	TEN	9	185	20.6	98t	5
43t	Lazard	NYJ	9	150	16.7	36t	2
43t	Ogunbowale (RB)	HOU	9	126	14.0	31	0
43t	Cooper	CLE-BUF	9	119	13.2	30	0
43t	Tillman	CLE	9	112	12.4	25	1
43t	Achane (RB)	MIA	9	110	12.2	39	1
43t	*Worthy	KC	9	101	11.2	19	0

2024 NATIONAL FOOTBALL LEAGUE

AFC LEADING SCORERS (NON-KICKING)

RANK	PLAYER	TEAM	POS	TOUCHDOWNS				X2	PTS
				TOTAL	RUSH	REC	RET		
1t	Chase	CIN	WR	15	0	15	0	0	90
1t	Henry	BAL	RB	15	13	2	0	0	90
3t	Cook	BUF	RB	12	11	1	0	0	72
3t	Mixon	HOU	RB	12	11	1	0	0	72
5t	Achane	MIA	RB	10	4	6	0	0	60
5t	Allen	BUF	QB	10	9	1	0	0	60
7	C. Brown	CIN	RB	9	6	3	0	1	56
8t	Dobbins	LAC	RB	8	8	0	0	0	48
8t	Westbrook-Ikhine	TEN	WR	8	0	8	0	0	48
10	Stevenson	NE	RB	7	6	1	0	2	46
11t	Andrews	BAL	TE	7	0	7	0	0	42
11t	Johnston	LAC	WR	7	0	7	0	0	42
13	*B. Thomas	JAX	WR	6	0	6	0	2	40
14	Hall	NYJ	RB	6	4	2	0	1	38
15t	Taylor	IND	RB	6	5	1	0	0	36
15t	*Worthy	KC	WR	6	2	4	0	0	36
17	Njoku	CLE	TE	5	0	5	0	2	34
18	Wilson	NYJ	WR	5	0	5	0	1	32
19t	Austin	PIT	WR	5	0	4	1	0	30
19t	Bateman	BAL	WR	5	0	5	0	0	30
19t	Bigsby	JAX	RB	5	5	0	0	0	30
19t	Fields	PIT	QB	5	5	0	0	0	30
19t	Freiermuth	PIT	TE	5	0	5	0	0	30
19t	Harris	PIT	RB	5	5	0	0	0	30
19t	Higgins	CIN	WR	5	0	5	0	0	30
19t	T. Hill	MIA	WR	5	0	5	0	0	30
19t	Hollins	BUF	WR	5	0	5	0	0	30
19t	Hopkins	TEN-KC	WR	5	0	5	0	0	30
19t	Hunt	KC	RB	5	5	0	0	0	30
19t	Iosivas	CIN	WR	5	0	5	0	0	30
19t	Lazard	NYJ	WR	5	0	5	0	0	30
19t	*Nix	DEN	QB	5	4	1	0	0	30
19t	Pierce	IND	WR	5	0	5	0	0	30
19t	J. Smith	MIA	TE	5	0	5	0	0	30
19t	Sutton	DEN	WR	5	0	5	0	0	30
36	Jeudy	CLE	WR	4	0	4	0	2	28
37t	Mattison	LV	RB	4	3	1	0	1	26
37t	Richardson	IND	QB	4	4	0	0	1	26
37t	Ridley	TEN	WR	4	1	3	0	0	26
40t	D. Adams	LV-NYJ	WR	4	0	4	0	0	24
40t	*Bowers	LV	TE	4	0	4	0	0	24
40t	Chubb	CLE	RB	4	3	1	0	0	24
40t	Collins	HOU	WR	4	0	4	0	0	24
40t	*Davis	BUF	RB	4	3	1	0	0	24
40t	Diggs	HOU	WR	4	1	3	0	0	24
40t	Downs	IND	WR	4	0	4	0	0	24

2024 NATIONAL FOOTBALL LEAGUE

AFC LEADING SCORERS (NON-KICKING)

RANK	PLAYER	TEAM	POS	TOUCHDOWNS				X2	PTS
				TOTAL	RUSH	REC	RET		
40t	Flowers	BAL	WR	4	0	4	0	0	24
40t	Gray	KC	TE	4	0	4	0	0	24
40t	Ty Johnson	BUF	RB	4	1	3	0	0	24
40t	Likely	BAL	TE	4	0	4	0	0	24
40t	*McConkey	LAC	WR	4	0	4	0	0	24
40t	Pollard	TEN	RB	4	4	0	0	0	24
40t	Williams	DEN	RB	4	4	0	0	0	24

2024 NATIONAL FOOTBALL LEAGUE

AFC LEADING SCORERS (KICKING)

RANK	PLAYER	TEAM	PAT	FG	FG%	LONG	PTS
1	Boswell	PIT	29/29	36/39	92.3%	57	137
2	Fairbairn	HOU	29/29	31/37	83.8%	59	122
3	Lutz	DEN	31/31	26/29	89.7%	54	109
4	Dicker	LAC	23/26	28/30	93.3%	59	107
5	Bass	BUF	44/48	19/23	82.6%	61	101
6	Tucker	BAL	42/44	19/27	70.4%	56	99
7	Sanders	MIA	20/21	26/30	86.7%	57	98
8	Carlson	LV	19/19	25/30	83.3%	54	94
9	Gay	IND	22/22	22/25	88.0%	56	88
10t	Folk	TEN	22/22	21/22	95.5%	56	85
10t	McPherson	CIN	37/38	16/22	72.7%	56	85
12	Slye	NE	17/18	22/28	78.6%	63	83
13	Butker	KC	21/22	18/20	90.0%	53	75
14	*C. Little	JAX	20/20	18/20	90.0%	59	74
15	Hopkins	CLE	16/18	16/25	64.0%	56	64
16	Carlson	SF-NYJ	9/11	11/11	100.0%	58	42
17	Zuerlein	NYJ	13/14	9/15	60.0%	40	40
18	Wright	SF-KC	5/5	11/12	91.7%	50	38
19	*Shrader	IND-NYJ-KC	9/9	5/5	100.0%	45	24
20	York	WAS-CIN	5/5	2/4	50.0%	37	11

2024 NATIONAL FOOTBALL LEAGUE

2024 NATIONAL FOOTBALL LEAGUE

AFC TOUCHBACKS ON KICKOFFS

RANK	PLAYER	TEAM	TB
1	Tucker	BAL	60
2	Bass	BUF	57
3	McPherson	CIN	54
4	Lutz	DEN	50
5	Sanders	MIA	48
6	C. Little	JAX	47
7	Gay	IND	46
8t	Boswell	PIT	45
8t	Dicker	LAC	45
10	Fairbairn	HOU	40
11	Butker	KC	39
12	Slye	NE	38
13	Folk	TEN	34
14	Carlson	LV	33
15	Hopkins	CLE	32
16	Zuerlein	NYJ	28
17	Shrader	IND-NYJ-KC	17
18	Carlson	SF-NYJ	9
19	York	WAS-CIN	7
20	Wright	SF-KC	2
21	Reid	KC	1

2024 NATIONAL FOOTBALL LEAGUE

AFC MOST YARDS FROM SCRIMMAGE

RANK	PLAYER	TEAM	POS	TOTAL			RUSHING			RECEIVING		
				YDS	PLAYS	AVG	YDS	ATT	AVG	YDS	ATT	AVG
1	Henry	BAL	RB	1532	253	6.1	1407	240	5.9	125	13	9.6
2	Chase	CIN	WR	1344	95	14.1	25	2	12.5	1319	93	14.2
3	Pollard	TEN	RB	1170	252	4.6	937	213	4.4	233	39	6.0
4	Mixon	HOU	RB	1131	232	4.9	887	205	4.3	244	27	9.0
5	Harris	PIT	RB	1126	252	4.5	877	223	3.9	249	29	8.6
6	Hall	NYJ	RB	1093	210	5.2	692	164	4.2	401	46	8.7
7	Achane	MIA	RB	1074	216	5.0	600	153	3.9	474	63	7.5
8	C. Brown	CIN	RB	1037	210	4.9	735	166	4.4	302	44	6.9
9	*Bowers	LV	TE	947	91	10.4	14	4	3.5	933	87	10.7
10	Jeudy	CLE	WR	944	59	16.0	0	0	---	944	59	16.0
11	Cook	BUF	RB	927	185	5.0	723	157	4.6	204	28	7.3
12	Taylor	IND	RB	922	200	4.6	804	186	4.3	118	14	8.4
13	Flowers	BAL	WR	907	67	13.5	44	7	6.3	863	60	14.4
14	Dobbins	LAC	RB	900	186	4.8	766	158	4.8	134	28	4.8
15	Wilson	NYJ	WR	882	82	10.8	5	1	5.0	877	81	10.8
16	*B. Thomas	JAX	WR	881	59	14.9	30	5	6.0	851	54	15.8
17	Sutton	DEN	WR	846	63	13.4	0	0	---	846	63	13.4
18	Pickens	PIT	WR	844	57	14.8	-6	2	-3.0	850	55	15.5
19	Collins	HOU	WR	832	49	17.0	0	0	---	832	49	17.0
20	T. Hill	MIA	WR	822	73	11.3	53	8	6.6	769	65	11.8
21	*McConkey	LAC	WR	815	58	14.1	0	0	---	815	58	14.1
22	Stevenson	NE	RB	810	211	3.8	671	180	3.7	139	31	4.5
23	Ridley	TEN	WR	770	54	14.3	32	4	8.0	738	50	14.8
24	Meyers	LV	WR	766	68	11.3	23	2	11.5	743	66	11.3
25	Hunt	KC	RB	756	187	4.0	608	167	3.6	148	20	7.4
26	Shakir	BUF	WR	739	67	11.0	4	2	2.0	735	65	11.3
27	Waddle	MIA	WR	706	57	12.4	6	3	2.0	700	54	13.0
28	Williams	DEN	RB	705	162	4.4	446	124	3.6	259	38	6.8
29	J. Smith	MIA	TE	691	63	11.0	-1	2	-0.5	692	61	11.3
30	Kelce	KC	TE	683	81	8.4	1	1	1.0	682	80	8.5
31	L. Jackson	BAL	QB	678	111	6.1	678	111	6.1	0	0	---
32	D. Adams	LV-NYJ	WR	662	58	11.4	0	0	---	662	58	11.4
33	Bigsby	JAX	RB	652	125	5.2	602	120	5.0	50	5	10.0
34	Pierce	IND	WR	645	29	22.2	0	0	---	645	29	22.2
35	Henry	NE	TE	610	58	10.5	0	0	---	610	58	10.5
36	Downs	IND	WR	606	54	11.2	12	1	12.0	594	53	11.2
37t	Higgins	CIN	WR	581	45	12.9	0	0	---	581	45	12.9
37t	Warren	PIT	RB	581	114	5.1	359	87	4.1	222	27	8.2
39	Bateman	BAL	WR	574	35	16.4	0	0	---	574	35	16.4
40	Dell	HOU	WR	571	51	11.2	28	8	3.5	543	43	12.6
41	Mattison	LV	RB	565	122	4.6	320	97	3.3	245	25	9.8
42	Etienne	JAX	RB	555	128	4.3	391	99	3.9	164	29	5.7
43	Pittman	IND	WR	550	46	12.0	0	0	---	550	46	12.0
44	J. Ford	CLE	RB	533	110	4.8	367	80	4.6	166	30	5.5
45	Hopkins	TEN-KC	WR	530	45	11.8	0	0	---	530	45	11.8
46	Gibson	NE	RB	520	94	5.5	373	79	4.7	147	15	9.8
47	Hill	BAL	RB	513	80	6.4	191	43	4.4	322	37	8.7
48	Douglas	NE	WR	507	54	9.4	10	2	5.0	497	52	9.6
49	Diggs	HOU	WR	504	50	10.1	8	3	2.7	496	47	10.6
50	*Worthy	KC	WR	502	50	10.0	54	12	4.5	448	38	11.8

2024 NATIONAL FOOTBALL LEAGUE

AFC LEADERS IN FIRST DOWNS

RANK	PLAYER	TEAM	POS	TOTAL	RUSH	REC
1	Henry	BAL	RB	71	64	7
2	Chase	CIN	WR	60	2	58
3	Mixon	HOU	RB	56	46	10
4	Pollard	TEN	RB	54	45	9
5	Harris	PIT	RB	52	41	11
6	Achane	MIA	RB	51	27	24
7	C. Brown	CIN	RB	50	32	18
8	Taylor	IND	RB	49	42	7
9t	*Bowers	LV	TE	48	2	46
9t	Wilson	NYJ	WR	48	1	47
11	Cook	BUF	RB	46	36	10
12	Dobbins	LAC	RB	45	39	6
13t	T. Hill	MIA	WR	44	2	42
13t	Sutton	DEN	WR	44	0	44
15	J. Smith	MIA	TE	43	0	43
16	Judy	CLE	WR	42	0	42
17t	Allen	BUF	QB	40	39	1
17t	Flowers	BAL	WR	40	1	39
17t	Hall	NYJ	RB	40	28	12
17t	Hunt	KC	RB	40	31	9
17t	Meyers	LV	WR	40	1	39
22	*B. Thomas	JAX	WR	39	2	37
23t	*McConkey	LAC	WR	38	0	38
23t	Stevenson	NE	RB	38	32	6
25t	Collins	HOU	WR	37	0	37
25t	Kelce	KC	TE	37	0	37
27t	L. Jackson	BAL	QB	36	36	0
27t	Waddle	MIA	WR	36	0	36
27t	Williams	DEN	RB	36	26	10
30t	Henry	NE	TE	35	0	35
30t	Pickens	PIT	WR	35	0	35
32	D. Adams	LV-NYJ	WR	33	0	33
33t	Diggs	HOU	WR	32	1	31
33t	Downs	IND	WR	32	1	31
33t	Higgins	CIN	WR	32	0	32
36t	Andrews	BAL	TE	31	2	29
36t	Ridley	TEN	WR	31	2	29
38t	Mattison	LV	RB	30	20	10
38t	Shakir	BUF	WR	30	0	30
38t	Warren	PIT	RB	30	20	10
41t	Dell	HOU	WR	29	2	27
41t	Etienne	JAX	RB	29	21	8
41t	Hopkins	TEN-KC	WR	29	0	29
44t	Bigsby	JAX	RB	28	27	1
44t	*Nix	DEN	QB	28	27	1
46t	Richardson	IND	QB	27	27	0
46t	*Worthy	KC	WR	27	2	25
48t	*Allen	NYJ	RB	26	18	8
48t	Bateman	BAL	WR	26	0	26
48t	Hill	BAL	RB	26	12	14

2024 NATIONAL FOOTBALL LEAGUE

AFC PUNTING YARDS LEADERS

RANK	PLAYER	TEAM	POS	PUNTS	YARDS	LONG	AVG	TB	BLK	DWN	OB	RETURNS		IN20	NET AVG
												TOT	YDS		
1	Cole	LV	P	48	2482	70	51.7	6	1	6	9	18	214	19	43.8
2	Cooke	JAX	P	52	2660	73	51.2	3	0	0	10	22	202	27	46.1
3	Stonehouse	TEN	P	60	3035	75	50.6	5	2	2	3	41	604	18	37.6
4	Baringer	NE	P	58	2912	75	50.2	8	0	5	3	28	375	25	41.0
5	Bojorquez	CLE	P	69	3458	84	50.1	6	0	11	9	28	428	31	42.2
6	Sanchez	IND	P	54	2702	65	50.0	4	0	2	3	24	270	22	43.6
7	Araiza	KC	P	41	2024	67	49.4	5	0	5	0	19	213	17	41.7
8	*Rehkov	CIN	P	44	2168	80	49.3	5	0	4	2	21	182	21	42.9
9	Morstead	NYJ	P	53	2547	75	48.1	7	0	4	6	24	210	16	41.5
10	Stout	BAL	P	42	2010	70	47.9	3	0	3	6	21	163	15	42.5
11	Townsend	HOU	P	59	2814	66	47.7	4	1	10	5	19	81	33	44.2
12	Martin	BUF	P	42	2001	65	47.6	4	1	4	5	18	162	20	40.9
13	Dixon	DEN	P	60	2828	65	47.1	3	0	9	6	24	190	27	43.0
14	Bailey	MIA	P	41	1932	59	47.1	3	1	3	13	15	157	17	40.8
15	Waitman	PIT	P	46	2162	71	47.0	5	0	4	6	18	88	20	42.9
16	Scott	LAC	P	63	2957	67	46.9	3	0	6	9	26	243	25	42.1

2024 NATIONAL FOOTBALL LEAGUE

AFC NET PUNTING YARDS LEADERS

RANK	PLAYER	TEAM	POS	PUNTS	YARDS	LONG	AVG	TB	BLK	DWN	OB	RETURNS		IN20	NET AVG
												TOT	YDS		
1	Cooke	JAX	P	52	2660	73	51.2	3	0	0	10	22	202	27	46.1
2	Townsend	HOU	P	59	2814	66	47.7	4	1	10	5	19	81	33	44.2
3	Cole	LV	P	48	2482	70	51.7	6	1	6	9	18	214	19	43.8
4	Sanchez	IND	P	54	2702	65	50.0	4	0	2	3	24	270	22	43.6
5	Dixon	DEN	P	60	2828	65	47.1	3	0	9	6	24	190	27	43.0
6	Waitman	PIT	P	46	2162	71	47.0	5	0	4	6	18	88	20	42.9
7	*Rehkov	CIN	P	44	2168	80	49.3	5	0	4	2	21	182	21	42.9
8	Stout	BAL	P	42	2010	70	47.9	3	0	3	6	21	163	15	42.5
9	Bojorquez	CLE	P	69	3458	84	50.1	6	0	11	9	28	428	31	42.2
10	Scott	LAC	P	63	2957	67	46.9	3	0	6	9	26	243	25	42.1
11	Araiza	KC	P	41	2024	67	49.4	5	0	5	0	19	213	17	41.7
12	Morstead	NYJ	P	53	2547	75	48.1	7	0	4	6	24	210	16	41.5
13	Baringer	NE	P	58	2912	75	50.2	8	0	5	3	28	375	25	41.0
14	Martin	BUF	P	42	2001	65	47.6	4	1	4	5	18	162	20	40.9
15	Bailey	MIA	P	41	1932	59	47.1	3	1	3	13	15	157	17	40.8
16	Stonehouse	TEN	P	60	3035	75	50.6	5	2	2	3	41	604	18	37.6

2024 NATIONAL FOOTBALL LEAGUE

2024 NATIONAL FOOTBALL LEAGUE

AFC PUNT RETURN LEADERS

RANK	PLAYER	TEAM	POS	RET	FC	YDS	AVG	LONG	TD
1	M. Jones	NE	CB	25	8	380	15.2	62	0
2	Mims	DEN	WR	23	16	311	13.5	38	0
3	*Codrington	BUF	DB	22	6	261	11.9	29	0
4	Austin	PIT	WR	23	14	259	11.3	73t	1
5	Hardman	KC	WR	20	9	203	10.2	55	0
6	Downs	IND	WR	16	7	161	10.1	23	0
7	Gipson	NYJ	WR	28	14	230	8.2	40	0
8	*Jackson	TEN	WR	28	7	215	7.7	20	0
9	Sims	HOU	WR	16	8	99	6.2	19	0

2024 NATIONAL FOOTBALL LEAGUE

AFC KICKOFF RETURN LEADERS

RANK	PLAYER	TEAM	POS	RET	YDS	AVG	LONG	TD
1	Shenault	SEA-LAC	WR	16	459	28.7	97t	1
2	*Jackson	TEN	WR	16	412	25.8	34	0

2024 NATIONAL FOOTBALL LEAGUE

2024 NATIONAL FOOTBALL LEAGUE

AFC INTERCEPTION LEADERS

RANK	PLAYER	TEAM	POS	INT	YARDS	AVG	LONG	TD
1t	Humphrey	BAL	CB	5	0	0.0	0	0
1t	Jackson	PIT	CB	5	88	17.6	49	0
3t	*Bullock	HOU	SAF	4	28	7.0	28	0
3t	Hooker	TEN	SAF	4	49	12.3	30	0
5t	*Bishop	PIT	CB	3	46	15.3	41	0
5t	*Lassiter	HOU	CB	3	9	3.0	9	0
5t	Molden	LAC	CB	3	28	9.3	25	0
5t	*Still	LAC	DB	3	67	22.3	61t	1
5t	Stingley	HOU	CB	3	38	12.7	31	0
5t	Surtain	DEN	CB	3	128	42.7	100t	1
11t	Barton	DEN	LB	2	71	35.5	56	0
11t	Bernard	BUF	LB	2	1	0.5	1	0
11t	Blackmon	IND	SAF	2	17	8.5	17	0
11t	Conner	KC	DB	2	32	16.0	29	0
11t	Cross	IND	SAF	2	20	10.0	20	0
11t	Echols	NYJ	CB	2	0	0.0	0	0
11t	Gonzalez	NE	CB	2	2	1.0	2	0
11t	Hamlin	BUF	SS	2	19	9.5	19	0
11t	Ingram	BUF	DB	2	56	28.0	31t	1
11t	A. Johnson	BUF	NT	2	9	4.5	5	0
11t	Ta. Johnson	BUF	CB	2	23	11.5	23t	1
11t	B. Jones	DEN	SAF	2	74	37.0	37	0
11t	Jones	LV	CB	2	53	26.5	29t	1
11t	Jones	IND	DB	2	5	2.5	5	0
11t	McMillian	DEN	CB	2	44	22.0	44t	1
11t	Moehrig	LV	SAF	2	28	14.0	16	0
11t	Ramsey	MIA	CB	2	7	3.5	7	0
11t	Rapp	BUF	FS	2	5	2.5	5	0
11t	Stone	CIN	SAF	2	49	24.5	49	0
11t	Taylor-Britt	CIN	CB	2	51	25.5	51t	1
11t	Ward	CLE	CB	2	0	0.0	0	0
11t	Ward	HOU	SAF	2	67	33.5	65t	1
33t	Awuzie	TEN	CB	1	8	8.0	8	0
33t	Bell	CIN	SS	1	32	32.0	32	0
33t	Benford	BUF	CB	1	6	6.0	6	0
33t	Benton	PIT	DT	1	11	11.0	11	0
33t	Bonitto	DEN	LB	1	71	71.0	71t	1
33t	Brown	JAX	CB	1	0	0.0	0	0
33t	*Brownlee	TEN	DB	1	2	2.0	2	0
33t	Chaisson	LV	DE	1	0	0.0	0	0
33t	Cisco	JAX	FS	1	22	22.0	22	0
33t	Cook	KC	FS	1	0	0.0	0	0
33t	Davis-Gaither	CIN	LB	1	12	12.0	12	0
33t	Dodson	SEA-MIA	LB	1	0	0.0	0	0
33t	Dupree	LAC	OLB	1	0	0.0	0	0
33t	D. Elliott	PIT	DB	1	0	0.0	0	0
33t	Elliss	NE	LB	1	6	6.0	6	0
33t	Ford	LAC	DT	1	3	3.0	3	0
33t	Franklin	IND	OLB	1	0	0.0	0	0
33t	Fulton	LAC	CB	1	29	29.0	29	0
33t	Gilman	LAC	SAF	1	18	18.0	18	0
33t	Hewitt	HOU	LB	1	45	45.0	45	0
33t	*Hicks	KC	SAF	1	0	0.0	0	0
33t	Hobbs	LV	CB	1	35	35.0	35	0
33t	Hubbard	CIN	DE	1	0	0.0	0	0

2024 NATIONAL FOOTBALL LEAGUE

AFC INTERCEPTION LEADERS

RANK	PLAYER	TEAM	POS	INT	YARDS	AVG	LONG	TD
33t	James	LAC	FS	1	2	2.0	2	0
33t	*J. Jones	JAX	CB	1	0	0.0	0	0
33t	M. Jones	NE	CB	1	35	35.0	35	0
33t	Kazee	PIT	SS	1	5	5.0	5	0
33t	Kohou	MIA	CB	1	2	2.0	2	0
33t	Maye	MIA-LAC	FS	1	0	0.0	0	0
33t	Moore	IND	CB	1	12	12.0	12	0
33t	Moss	DEN	CB	1	0	0.0	0	0
33t	Murray	HOU	SS	1	0	0.0	0	0
33t	Murray	TEN	LB	1	6	6.0	6	0
33t	Newsome	CLE	CB	1	-2	-2.0	-2	0
33t	Ogbah	MIA	OLB	1	0	0.0	0	0
33t	Oluokun	JAX	LB	1	0	0.0	0	0
33t	Owusu-Koramoah	CLE	LB	1	0	0.0	0	0
33t	Peppers	NE	FS	1	0	0.0	0	0
33t	Pierre	PIT	CB	1	18	18.0	18	0
33t	Pitre	HOU	SAF	1	10	10.0	10	0
33t	Porter	PIT	CB	1	16	16.0	16	0
33t	Pratt	CIN	LB	1	24	24.0	24	0
33t	Reese	TEN	LB	1	2	2.0	2	0
33t	Reid	KC	SS	1	8	8.0	8	0
33t	*Roland-Wallace	KC	CB	1	0	0.0	0	0
33t	Savage	JAX	SAF	1	16	16.0	16	0
33t	Sieler	MIA	DE	1	0	0.0	0	0
33t	Singleton	DEN	LB	1	21	21.0	21	0
33t	Smith	BAL	ILB	1	0	0.0	0	0
33t	E. Speed	IND	LB	1	12	12.0	12	0
33t	Spillane	LV	LB	1	0	0.0	0	0
33t	Tart	LAC	DT	1	4	4.0	4	0
33t	Tavai	NE	OLB	1	0	0.0	0	0
33t	To'oTo'o	HOU	LB	1	0	0.0	0	0
33t	Trice	PIT	CB	1	0	0.0	0	0
33t	Walker	MIA	MLB	1	5	5.0	5	0
33t	A. Washington	BAL	SAF	1	1	1.0	1	0
33t	*P. Wilson	PIT	LB	1	0	0.0	0	0

2024 NATIONAL FOOTBALL LEAGUE

AFC SACK LEADERS

RANK	PLAYER	TEAM	POS	SACKS
1	Hendrickson	CIN	DE	12.5
2t	Bonitto	DEN	LB	11.0
2t	Garrett	CLE	DE	11.0
4	Hunter	HOU	DE	10.5
5	McDonald	NYJ	DE	10.0
6t	Anderson	HOU	DE	9.5
6t	Watt	PIT	OLB	9.5
8	Walker	JAX	DE	8.5
9t	Cooper	DEN	LB	8.0
9t	Ca. Heyward	PIT	DT	8.0
9t	Oweh	BAL	LB	8.0
9t	Van Noy	BAL	MLB	8.0
13t	Crosby	LV	DE	7.5
13t	Tuipulotu	LAC	LB	7.5
15t	Hines-Allen	JAX	DE	7.0
15t	Landry	TEN	LB	7.0
17t	Key	TEN	LB	6.5
17t	Rousseau	BUF	DE	6.5
19t	Paye	IND	DE	6.0
19t	Sieler	MIA	DE	6.0
19t	Quin. Williams	NYJ	NT	6.0
22	Buckner	IND	DT	5.5
23t	Allen	DEN	DE	5.0
23t	Dupree	LAC	OLB	5.0
23t	*Elliss	DEN	LB	5.0
23t	Epenesa	BUF	DE	5.0
23t	Franklin-Myers	DEN	DE	5.0
23t	Ch. Jones	KC	DT	5.0
23t	Karlaftis	KC	DE	5.0
23t	Mack	LAC	OLB	5.0
23t	Madubuike	BAL	DT	5.0
23t	Settle	HOU	DT	5.0
23t	White	NE	DE	5.0
23t	Wise	NE	DE	5.0
35t	Clemons	NYJ	DE	4.5
35t	Ni. Herbig	PIT	LB	4.5
35t	Wharton	KC	DT	4.5
38t	Barnett	HOU	DE	4.0
38t	Bosa	LAC	LB	4.0
38t	C. Campbell	MIA	DE	4.0
38t	Highsmith	PIT	LB	4.0
38t	*Latu	IND	DE	4.0
38t	Miller	BUF	OLB	4.0
38t	Simmons	TEN	DT	4.0
45t	Fox	LAC	DE	3.5
45t	James	LAC	FS	3.5
45t	Murray	TEN	LB	3.5
45t	Ogbah	MIA	OLB	3.5
45t	*Robinson	MIA	LB	3.5
45t	Robinson	BAL	LB	3.5
45t	Smith	GB-PIT	DE	3.5
45t	Stewart	IND	DT	3.5

2024 NATIONAL FOOTBALL LEAGUE

AFC LEADERS IN FUMBLE RECOVERIES

RANK	PLAYER	TEAM	POS	TOTAL	OWN TEAM	OPP TEAM
1	Richardson	IND	QB	6	6	0
2	L. Jackson	BAL	QB	5	5	0
3	Stevenson	NE	RB	4	4	0
4t	D. Elliott	PIT	DB	3	0	3
4t	Fields	PIT	QB	3	3	0
4t	Herbert	LAC	QB	3	3	0
4t	Levis	TEN	QB	3	3	0
4t	Rodgers	NYJ	QB	3	3	0
9t	Bitonio	CLE	OG	2	2	0
9t	Brissett	NE	QB	2	2	0
9t	Burrow	CIN	QB	2	2	0
9t	Conklin	NYJ	TE	2	2	0
9t	Davis	LAC	WR	2	2	0
9t	Edwards	HOU	DE	2	0	2
9t	*Jackson	TEN	WR	2	2	0
9t	M. Jones	NE	CB	2	1	1
9t	Lammons	IND	DB	2	0	2
9t	*Latham	TEN	OT	2	2	0
9t	*Nix	DEN	QB	2	2	0
9t	Pratt	CIN	LB	2	0	2
9t	Rudolph	TEN	QB	2	2	0
9t	Simmons	TEN	DT	2	0	2
9t	Skowronek	PIT	WR	2	0	2
9t	Warren	PIT	RB	2	2	0
9t	Watt	PIT	OLB	2	0	2
9t	Williams	BUF	LB	2	0	2
9t	Quin. Williams	NYJ	OLB	2	0	2
9t	L. Wilson	CIN	LB	2	0	2
9t	*P. Wilson	PIT	LB	2	0	2
9t	Winston	CLE	QB	2	2	0

2024 NATIONAL FOOTBALL LEAGUE

AFC LEADERS IN RECOVERIES OF FUMBLES BY OWN TEAM

RANK	PLAYER	TEAM	POS	REC	YARDS	AVG	LONG	TD
1	Richardson	IND	QB	6	0	0.0	0t	0
2	L. Jackson	BAL	QB	5	-7	-1.4	0t	0
3	Stevenson	NE	RB	4	0	0.0	0t	0
4t	Fields	PIT	QB	3	0	0.0	0t	0
4t	Herbert	LAC	QB	3	0	0.0	0t	0
4t	Levis	TEN	QB	3	0	0.0	0t	0
4t	Rodgers	NYJ	QB	3	0	0.0	0t	0
8t	Bitonio	CLE	OG	2	0	0.0	0t	0
8t	Brissett	NE	QB	2	0	0.0	0t	0
8t	Burrow	CIN	QB	2	0	0.0	0t	0
8t	Conklin	NYJ	TE	2	-3	-1.5	0t	0
8t	Davis	LAC	WR	2	0	0.0	0t	0
8t	*Jackson	TEN	WR	2	0	0.0	0t	0
8t	*Latham	TEN	OT	2	4	2.0	4	0
8t	*Nix	DEN	QB	2	0	0.0	0t	0
8t	Rudolph	TEN	QB	2	0	0.0	0t	0
8t	Warren	PIT	RB	2	0	0.0	0t	0
8t	Winston	CLE	QB	2	0	0.0	0t	0
19t	Abdullah	LV	RB	1	0	0.0	0t	0
19t	Akins	CLE	TE	1	0	0.0	0t	0
19t	Allen	BUF	QB	1	0	0.0	0t	0
19t	Anderson	BUF	OT	1	0	0.0	0t	0
19t	Armstead	MIA	OT	1	0	0.0	0t	0
19t	Bigsby	JAX	RB	1	0	0.0	0t	0
19t	*Bortolini	IND	C	1	0	0.0	0t	0
19t	*Codrington	BUF	DB	1	0	0.0	0t	0
19t	Cushenberry	TEN	C	1	0	0.0	0t	0
19t	Downs	IND	WR	1	0	0.0	0t	0
19t	Edwards	LAC	RB	1	0	0.0	0t	0
19t	Etienne	JAX	RB	1	0	0.0	0t	0
19t	Foreman	CLE	RB	1	0	0.0	0t	0
19t	Gibson	NE	RB	1	0	0.0	0t	0
19t	Hall	NYJ	RB	1	0	0.0	0t	0
19t	Herbert	CHI-CIN	RB	1	0	0.0	0t	0
19t	Hooper	NE	TE	1	0	0.0	0t	0
19t	Howard	HOU	OT	1	0	0.0	0t	0
19t	Hudson	CIN	TE	1	0	0.0	0t	0
19t	Humphrey	DEN	WR	1	0	0.0	0t	0
19t	Ingold	MIA	FB	1	0	0.0	0t	0
19t	A. Jackson	MIA	OT	1	0	0.0	0t	0
19t	D. Johnson	JAX	RB	1	0	0.0	0t	0
19t	Ty Johnson	BUF	RB	1	0	0.0	0t	0
19t	M. Jones	JAX	QB	1	0	0.0	0t	0
19t	M. Jones	NE	CB	1	0	0.0	0t	0
19t	R. Jones	MIA	G	1	0	0.0	0t	0
19t	Lamm	MIA	OT	1	0	0.0	0t	0
19t	Lawrence	JAX	QB	1	0	0.0	0t	0
19t	Mahomes	KC	QB	1	0	0.0	0t	0
19t	*Maye	NE	QB	1	0	0.0	0t	0
19t	Mekari	BAL	OT	1	0	0.0	0t	0
19t	Miller	LV	OT	1	0	0.0	0t	0
19t	Minshew	LV	QB	1	0	0.0	0t	0
19t	Moss	CIN	RB	1	0	0.0	0t	0
19t	Otomewo	JAX	DE	1	0	0.0	0t	0
19t	Perine	KC	RB	1	7	7.0	7	0

2024 NATIONAL FOOTBALL LEAGUE

AFC LEADERS IN RECOVERIES OF FUMBLES BY OWN TEAM

RANK	PLAYER	TEAM	POS	REC	YARDS	AVG	LONG	TD
19t	Pollard	TEN	RB	1	0	0.0	0t	0
19t	Ricard	BAL	FB-DE	1	0	0.0	0t	1
19t	Ridder	ARI-LV	QB	1	0	0.0	0t	0
19t	Sanders	MIA	K	1	-1	-1.0	-1	0
19t	Scott	LAC	P	1	0	0.0	0t	0
19t	Simpson	NYJ	OG	1	0	0.0	0t	0
19t	Slater	LAC	OT	1	0	0.0	0t	0
19t	Smith	GB-PIT	DE	1	1	1.0	1	0
19t	Stanley	BAL	OT	1	0	0.0	0t	0
19t	Stroud	HOU	QB	1	0	0.0	0t	0
19t	Tagovailoa	MIA	QB	1	0	0.0	0t	0
19t	Taylor	IND	RB	1	0	0.0	0t	0
19t	Torrence	BUF	OG	1	0	0.0	0t	0
19t	Trautman	DEN	TE	1	2	2.0	2	0
19t	Wallace	BAL	WR	1	0	0.0	0t	0
19t	Washington	JAX	WR	1	0	0.0	0t	0
19t	D. Watson	CLE	QB	1	0	0.0	0t	0
19t	*Williams	TEN	LB	1	0	0.0	0t	0
19t	Wilson	MIA	RB	1	0	0.0	0t	0
19t	Ru. Wilson	PIT	QB	1	0	0.0	0t	0
19t	*Worthy	KC	WR	1	0	0.0	0t	0

2024 NATIONAL FOOTBALL LEAGUE

AFC LEADERS IN RECOVERIES OF FUMBLES BY OPPOSING TEAM

RANK	PLAYER	TEAM	POS	REC	YARDS	AVG	LONG	TD
1	D. Elliott	PIT	DB	3	10	3.3	10	0
2t	Edwards	HOU	DE	2	0	0.0	0t	0
2t	Lammons	IND	DB	2	3	1.5	3	0
2t	Pratt	CIN	LB	2	9	4.5	9	0
2t	Simmons	TEN	DT	2	0	0.0	0t	0
2t	Skowronek	PIT	WR	2	0	0.0	0t	0
2t	Watt	PIT	OLB	2	0	0.0	0t	0
2t	Williams	BUF	LB	2	0	0.0	0t	0
2t	Quin. Williams	NYJ	OLB	2	15	7.5	15	0
2t	L. Wilson	CIN	LB	2	10	5.0	10	0
2t	*P. Wilson	PIT	LB	2	22	11.0	21t	1
12t	Anderson	HOU	DE	1	0	0.0	0t	0
12t	Anudike-Uzomah	KC	DE	1	0	0.0	0t	0
12t	J. Baker	SEA-TEN	OLB	1	0	0.0	0t	0
12t	Barnett	HOU	DE	1	28	28.0	28t	1
12t	Barton	DEN	LB	1	52	52.0	52t	1
12t	Benford	BUF	CB	1	43	43.0	43	0
12t	Benton	PIT	DT	1	0	0.0	0t	0
12t	Bernard	BUF	LB	1	0	0.0	0t	0
12t	Blackmon	IND	SAF	1	0	0.0	0t	0
12t	Bolden	NE	CB	1	0	0.0	0t	0
12t	Bolton	KC	LB	1	0	0.0	0t	0
12t	Boyd	HOU	DB	1	0	0.0	0t	0
12t	Brooks	MIA	ILB	1	12	12.0	12	0
12t	Bryan	IND	DT	1	0	0.0	0t	0
12t	*Bullock	HOU	SAF	1	0	0.0	0t	0
12t	Carlson	SF-NYJ	K	1	0	0.0	0t	0
12t	Carter	NYJ	CB	1	7	7.0	7	0
12t	Chestnut	TEN	RB	1	0	0.0	0t	0
12t	Clark	NYJ	FS	1	0	0.0	0t	0
12t	Conner	KC	DB	1	38	38.0	38t	1
12t	Delpit	CLE	SAF	1	0	0.0	0t	0
12t	Echols	NYJ	CB	1	0	0.0	0t	0
12t	Elam	BUF	CB	1	0	0.0	0t	0
12t	Elliss	NE	LB	1	0	0.0	0t	0
12t	Emerson	CLE	CB	1	2	2.0	2	0
12t	Fuller	MIA	CB	1	1	1.0	1	0
12t	Garrett	CLE	DE	1	0	0.0	0t	0
12t	Gonzalez	NE	CB	1	63	63.0	63t	1
12t	Hamilton	BAL	SAF	1	8	8.0	8	0
12t	Hamlin	BUF	SS	1	0	0.0	0t	0
12t	Hawkins	NE	SAF	1	0	0.0	0t	0
12t	Ni. Herbig	PIT	LB	1	0	0.0	0t	0
12t	Hickman	CLE	SAF	1	0	0.0	0t	0
12t	Hines-Allen	JAX	DE	1	13	13.0	13	0
12t	Hollins	BUF	WR	1	0	0.0	0t	0
12t	Jackson	PIT	CB	1	-1	-1.0	-1	0
12t	B. Jones	DEN	SAF	1	34	34.0	34	0
12t	M. Jones	NE	CB	1	17	17.0	17	0
12t	Key	TEN	LB	1	0	0.0	0t	0
12t	Kinlaw	NYJ	DE	1	4	4.0	4	0
12t	Kohou	MIA	CB	1	0	0.0	0t	0
12t	*Latu	IND	DE	1	0	0.0	0t	0
12t	Mack	LAC	OLB	1	22	22.0	22	0
12t	McDonald	NYJ	DE	1	0	0.0	0t	0

2024 NATIONAL FOOTBALL LEAGUE

AFC LEADERS IN RECOVERIES OF FUMBLES BY OPPOSING TEAM

RANK	PLAYER	TEAM	POS	REC	YARDS	AVG	LONG	TD
12t	McLeod	CLE	FS	1	25	25.0	25t	1
12t	Moehrig	LV	SAF	1	0	0.0	0t	0
12t	Molden	LAC	CB	1	0	0.0	0t	0
12t	Moore	IND	CB	1	38	38.0	38t	1
12t	Moss	DEN	CB	1	0	0.0	0t	0
12t	*Njongmeta	CIN	LB	1	0	0.0	0t	0
12t	Odeyingbo	IND	DE	1	0	0.0	0t	0
12t	Olubi	IND	LB	1	18	18.0	18	0
12t	Queen	PIT	LB	1	0	0.0	0t	0
12t	*Reid	CLE	LB	1	0	0.0	0t	0
12t	Roach	DEN	DT	1	0	0.0	0t	0
12t	Rousseau	BUF	DE	1	0	0.0	0t	0
12t	Sieler	MIA	DE	1	0	0.0	0t	0
12t	Simpson	BAL	LB	1	0	0.0	0t	0
12t	Skinner	DEN	SAF	1	0	0.0	0t	0
12t	Smith	BAL	ILB	1	0	0.0	0t	0
12t	Spector	BUF	LB	1	0	0.0	0t	0
12t	Stewart	IND	DT	1	0	0.0	0t	0
12t	Stewart	HOU	SAF	1	0	0.0	0t	0
12t	Stone	CIN	SAF	1	6	6.0	6	0
12t	Tart	LAC	DT	1	0	0.0	0t	0
12t	Taylor	LAC	CB	1	0	0.0	0t	0
12t	D. Thomas	JAX	SAF	1	0	0.0	0t	0
12t	Toohill	BUF	DE	1	0	0.0	0t	0
12t	Tranquill	KC	LB	1	3	3.0	3	0
12t	Virgil	BUF	WR	1	0	0.0	0t	0
12t	Walker	JAX	DE	1	35	35.0	35t	1
12t	Ward	CLE	CB	1	0	0.0	0t	0
12t	M. Williams	BAL	FS	1	0	0.0	0t	0

2024 NATIONAL FOOTBALL LEAGUE

NFC LEADING PASSERS

RANK	PLAYER	TEAM	ATT	COMP	COMP%	YDS	YPA	TD	TD%	LONG	INT	INT%	RATING
1	Goff	DET	381	276	72.4%	3265	8.57	25	6.6%	70t	10	2.6%	109.1
2	Darnold	MIN	386	264	68.4%	3299	8.55	28	7.3%	97t	10	2.6%	108.1
3	Hurts	PHI	325	222	68.3%	2602	8.01	16	4.9%	67t	5	1.5%	102.4
4	Mayfield	TB	436	306	70.2%	3329	7.64	28	6.4%	55t	13	3.0%	101.4
5	Carr	NO	279	189	67.7%	2145	7.69	15	5.4%	71t	5	1.8%	101.0
6	*Daniels	WAS	362	252	69.6%	2819	7.79	15	4.1%	86t	6	1.7%	99.4
7	Purdy	SF	349	233	66.8%	3032	8.69	15	4.3%	76t	8	2.3%	98.7
8	Stafford	LAR	439	293	66.7%	3303	7.52	19	4.3%	69t	7	1.6%	96.8
9	Love	GB	328	206	62.8%	2724	8.30	21	6.4%	70t	11	3.4%	96.4
10	K. Murray	ARI	396	271	68.4%	2862	7.23	15	3.8%	60t	8	2.0%	93.4
11	G. Smith	SEA	466	324	69.5%	3474	7.45	14	3.0%	71t	12	2.6%	90.4
12	Cousins	ATL	436	292	67.0%	3396	7.79	17	3.9%	60	15	3.4%	89.0
13	*Ca. Williams	CHI	434	270	62.2%	2746	6.33	16	3.7%	47	5	1.2%	87.8
14	Prescott	DAL	286	185	64.7%	1978	6.92	11	3.8%	65t	8	2.8%	86.0
15	D. Jones	NYG-MIN	341	216	63.3%	2070	6.07	8	2.3%	43	7	2.1%	79.4
16	Young	CAR	268	158	59.0%	1572	5.87	7	2.6%	46	7	2.6%	73.5

2024 NATIONAL FOOTBALL LEAGUE

NFC LEADING PASSERS, RANKS

PLAYER	TEAM	ATT	COMP	COMP%	YDS	YPA	TD	TD%	INT	INT%	RATING
Goff	DET	8	5	1	6	2	3	2	11t	12	1
Darnold	MIN	7	8	6	5	3	1t	1	11t	10	2
Hurts	PHI	13	11	7	12	5	7t	6	1t	2	3
Mayfield	TB	3t	2	2	3	9	1t	3	15	14	4
Carr	NO	15	14	8	13	8	9t	5	1t	5	5
*Daniels	WAS	9	9	3	9	7	9t	9	4	4	6
Purdy	SF	10	10	10	7	1	9t	8	8t	8	7
Stafford	LAR	2	3	11	4	10	5	7	5t	3	8
Love	GB	12	13	14	11	4	4	4	13	15	9
K. Murray	ARI	6	6	5	8	12	9t	12	8t	6	10
G. Smith	SEA	1	1	4	1	11	13	14	14	9	11
Cousins	ATL	3t	4	9	2	6	6	10	16	16	12
*Ca. Williams	CHI	5	7	15	10	14	7t	13	1t	1	13
Prescott	DAL	14	15	12	15	13	14	11	8t	13	14
D. Jones	NYG-MIN	11	12	13	14	15	15	16	5t	7	15
Young	CAR	16	16	16	16	16	16t	15	5t	11	16

2024 NATIONAL FOOTBALL LEAGUE

NFC FOURTH-QUARTER PASSING LEADERS

RANK	PLAYER	TEAM	ATT	COMP	COMP%	YDS	YPA	TD	TD%	INT	INT%	RATING
1	*Daniels	WAS	104	77	74.0%	905	8.70	8	7.7%	2	1.9%	117.7
2	Love	GB	75	49	65.3%	746	9.95	4	5.3%	1	1.3%	110.2
3	Mayfield	TB	115	80	69.6%	834	7.25	8	7.0%	1	0.9%	109.8
4	Stafford	LAR	119	79	66.4%	891	7.49	7	5.9%	1	0.8%	104.7
5	Hurts	PHI	67	49	73.1%	596	8.90	3	4.5%	2	3.0%	102.6
6	*Ca. Williams	CHI	131	87	66.4%	846	6.46	8	6.1%	1	0.8%	101.5
7	Goff	DET	89	61	68.5%	676	7.60	5	5.6%	2	2.2%	100.2
8	Purdy	SF	83	61	73.5%	726	8.75	3	3.6%	3	3.6%	96.8
9	Darnold	MIN	88	52	59.1%	726	8.25	5	5.7%	2	2.3%	95.2
10	Carr	NO	63	38	60.3%	405	6.43	5	7.9%	2	3.2%	92.4
11	Prescott	DAL	75	41	54.7%	486	6.48	6	8.0%	3	4.0%	84.6
12	K. Murray	ARI	111	72	64.9%	768	6.92	1	0.9%	2	1.8%	80.5
13	G. Smith	SEA	142	97	68.3%	911	6.42	4	2.8%	5	3.5%	80.5
14	Rush	DAL	76	43	56.6%	368	4.84	2	2.6%	1	1.3%	72.7
15	Young	CAR	92	52	56.5%	490	5.33	2	2.2%	2	2.2%	69.6
16	D. Jones	NYG-MIN	119	68	57.1%	606	5.09	2	1.7%	4	3.4%	62.5
17	Lock	NYG	43	23	53.5%	247	5.74	0	0.0%	1	2.3%	60.9
18	Cousins	ATL	116	71	61.2%	720	6.21	2	1.7%	8	6.9%	56.0
19	Dalton	CAR	32	17	53.1%	135	4.22	0	0.0%	2	6.3%	37.9

2024 NATIONAL FOOTBALL LEAGUE

NFC THIRD-DOWN PASSING LEADERS

RANK	PLAYER	TEAM	ATT	COMP	COMP%	YDS	YPA	TD	TD%	INT	INT%	RATING
1	Goff	DET	94	65	69.1%	788	8.38	7	7.4%	0	0.0%	119.5
2	Carr	NO	79	51	64.6%	639	8.09	6	7.6%	1	1.3%	109.6
3	Cousins	ATL	107	67	62.6%	807	7.54	5	4.7%	1	0.9%	97.4
4	Purdy	SF	99	60	60.6%	696	7.03	7	7.1%	2	2.0%	97.0
5	Darnold	MIN	105	61	58.1%	787	7.50	8	7.6%	3	2.9%	95.2
6	*Daniels	WAS	95	53	55.8%	703	7.40	5	5.3%	1	1.1%	92.6
7	Mayfield	TB	106	68	64.2%	830	7.83	7	6.6%	5	4.7%	90.5
8	K. Murray	ARI	80	48	60.0%	491	6.14	4	5.0%	1	1.3%	89.1
9	Love	GB	79	40	50.6%	495	6.27	9	11.4%	4	5.1%	87.3
10	Hurts	PHI	85	50	58.8%	680	8.00	4	4.7%	3	3.5%	85.4
11	D. Jones	NYG-MIN	92	59	64.1%	586	6.37	3	3.3%	2	2.2%	83.9
12	Prescott	DAL	68	41	60.3%	525	7.72	2	2.9%	2	2.9%	82.0
13	Stafford	LAR	93	53	57.0%	581	6.25	4	4.3%	3	3.2%	76.5
14	Young	CAR	77	42	54.5%	477	6.19	3	3.9%	2	2.6%	75.5
15	G. Smith	SEA	115	73	63.5%	856	7.44	3	2.6%	6	5.2%	73.0
16	*Ca. Williams	CHI	115	63	54.8%	640	5.57	4	3.5%	3	2.6%	71.6

2024 NATIONAL FOOTBALL LEAGUE

NFC LEADING RUSHERS

RANK	PLAYER	TEAM	ATT	YDS	AVG	LONG	TD
1	Barkley	PHI	266	1623	6.1	72t	11
2	Jacobs	GB	239	1053	4.4	38t	11
3	Gibbs	DET	178	1016	5.7	70t	10
4	K. Williams	LAR	251	1013	4.0	30	12
5	Hubbard	CAR	215	1011	4.7	38t	8
6	Robinson	ATL	215	977	4.5	37t	8
7	Kamara	NO	223	938	4.2	24	6
8	A. Jones	MIN	197	893	4.5	41	4
9	Conner	ARI	201	863	4.3	23	5
10	Mason	SF	153	789	5.2	38	3
11	Montgomery	DET	180	771	4.3	21	12
12	Swift	CHI	193	742	3.8	56t	5
13	*Irving	TB	137	735	5.4	56	6
14	Dowdle	DAL	152	731	4.8	27	1
15	*Tracy	NYG	141	664	4.7	45t	5
16	Robinson	WAS	138	640	4.6	40t	8
17	*Daniels (QB)	WAS	108	590	5.5	46	6
18	Hurts (QB)	PHI	132	544	4.1	35	13
19	Walker	SEA	145	542	3.7	28	7
20	White	TB	120	509	4.2	56	3
21	Allgeier	ATL	102	508	5.0	25	3
22	K. Murray (QB)	ARI	58	444	7.7	50t	4
23	*Ca. Williams (QB)	CHI	63	405	6.4	24	0
24	Charbonnet	SEA	97	400	4.1	51t	7
25	Singletary	NYG	89	357	4.0	43	3
26	Ekeler	WAS	74	355	4.8	50	4
27	Em. Wilson	GB	69	339	4.9	19	1
28	Akers	HOU-MIN	81	334	4.1	25	1
29	*Guerendo	SF	57	324	5.7	76	4
30	Purdy (QB)	SF	58	282	4.9	16	4
31	Hill (TE)	NO	39	278	7.1	75t	6
32	*Benson	ARI	58	269	4.6	20	1
33	D. Jones (QB)	NYG-MIN	67	265	4.0	24	2
34	McNichols	WAS	50	249	5.0	28	4
35	Gainwell	PHI	50	245	4.9	20	1
36	Mayfield (QB)	TB	45	241	5.4	18	3
37	Tucker	TB	33	236	7.2	36	2
38	G. Smith (QB)	SEA	46	226	4.9	34t	2
39	Demercado	ARI	24	223	9.3	53t	1
40	McCaffrey	SF	50	202	4.0	19	0
41	Darnold (QB)	MIN	56	194	3.5	19	1
42	Elliott	DAL	61	193	3.2	11	2
43	*Corum	LAR	45	182	4.0	12	0
44	Chandler	MIN	50	171	3.4	25	0
45	Rodriguez	WAS	26	150	5.8	25	1
46t	R. Johnson	CHI	48	139	2.9	9	6
46t	M. Sanders	CAR	38	139	3.7	26	1
48t	Willis (QB)	GB	16	137	8.6	29	1
48t	Young (QB)	CAR	28	137	4.9	24	2
50t	Lock (QB)	NYG	10	129	12.9	28	1
50t	Williams	NO	35	129	3.7	14t	1

2024 NATIONAL FOOTBALL LEAGUE

NFC THIRD-AND-ONE RUSHING LEADERS

RANK	PLAYER	TEAM	ATT	FD	PCT
1t	D. Jones (QB)	NYG-MIN	8	8	100.0%
1t	Darnold (QB)	MIN	7	7	100.0%
1t	Charbonnet	SEA	6	6	100.0%
1t	*Daniels (QB)	WAS	4	4	100.0%
1t	R. Johnson	CHI	4	4	100.0%
1t	Swift	CHI	4	4	100.0%
7	K. Williams	LAR	11	10	90.9%
8	Robinson	ATL	7	6	85.7%
9	Hubbard	CAR	10	8	80.0%
10	Robinson	WAS	9	7	77.8%
11	Conner	ARI	8	6	75.0%
12	Hurts (QB)	PHI	19	14	73.7%
13	Jacobs	GB	6	4	66.7%
14	Kamara	NO	7	4	57.1%
15	Montgomery	DET	11	6	54.5%
16t	Allgeier	ATL	8	4	50.0%
16t	A. Jones	MIN	8	4	50.0%

2024 NATIONAL FOOTBALL LEAGUE

NFC LEADERS IN RECEPTIONS

RANK	PLAYER	TEAM	REC	YDS	AVG	LONG	TD
1	Lamb	DAL	85	973	11.4	65t	5
2	St. Brown	DET	81	863	10.7	35t	9
3t	McBride (TE)	ARI	80	851	10.6	37	0
3t	*Nabers	NYG	80	819	10.2	39	3
5t	Jefferson	MIN	75	1170	15.6	97t	7
5t	Smith-Njigba	SEA	75	911	12.1	46	5
5t	D. London	ATL	75	866	11.5	31	6
8	D. Moore	CHI	68	712	10.5	44	5
9	Robinson	NYG	67	485	7.2	23	2
10	Kamara (RB)	NO	64	485	7.6	57t	1
11	Kupp	LAR	63	657	10.4	69t	6
12	McLaurin	WAS	61	896	14.7	86t	9
13t	Mooney	ATL	57	873	15.3	49	5
13t	Jennings	SF	57	774	13.6	45	6
13t	Otton (TE)	TB	57	576	10.1	44	4
16	Kittle (TE)	SF	56	800	14.3	43	8
17t	Metcalf	SEA	54	812	15.0	71t	3
17t	Nacua	LAR	54	708	13.1	37	3
19t	McCloud	ATL	53	574	10.8	60	1
19t	Robinson (RB)	ATL	53	401	7.6	29	1
21	Ertz (TE)	WAS	52	501	9.6	25	4
22	Godwin	TB	50	576	11.5	55t	5
23	A. Brown	PHI	48	836	17.4	67t	4
24	Allen	CHI	47	471	10.0	40	5
25	Ferguson (TE)	DAL	46	401	8.7	27	0
26t	*Harrison	ARI	45	655	14.6	60t	7
26t	*Odonze	CHI	45	585	13.0	47	3
26t	D. Smith	PHI	45	553	12.3	46	5
29t	Addison	MIN	44	708	16.1	69	7
29t	Reed	GB	44	693	15.8	70t	6
31	Evans	TB	43	590	13.7	32	7
32	Kmet (TE)	CHI	42	448	10.7	31t	3
33t	Lockett	SEA	41	511	12.5	37	2
33t	White (RB)	TB	41	322	7.9	32	5
35	Samuel	SF	40	553	13.8	76t	1
36t	Ja. Williams	DET	39	710	18.2	70t	4
36t	Kraft (TE)	GB	39	521	13.4	67	7
36t	Mi. Wilson	ARI	39	473	12.1	41t	4
36t	Tolbert	DAL	39	451	11.6	48	4
36t	*Legette	CAR	39	432	11.1	35	4
41t	Goedert (TE)	PHI	38	441	11.6	61	2
41t	Walker (RB)	SEA	38	271	7.1	21	1
43	A. Jones (RB)	MIN	37	302	8.2	25	2
44t	Pitts (TE)	ATL	36	508	14.1	52	3
44t	Slayton	NYG	36	504	14.0	43	1
44t	LaPorta (TE)	DET	36	445	12.4	52t	5
44t	Conner (RB)	ARI	36	333	9.3	44	1
44t	*Irving (RB)	TB	36	300	8.3	32	0
44t	Charbonnet (RB)	SEA	36	263	7.3	30t	1
50t	Atwell	LAR	35	507	14.5	50	0
50t	N. Brown	WAS	35	453	12.9	52t	1
50t	Hubbard (RB)	CAR	35	141	4.0	20	1

2024 NATIONAL FOOTBALL LEAGUE

NFC RECEIVING YARDAGE LEADERS

RANK	PLAYER	TEAM	YDS	REC	AVG	LONG	TD
1	Jefferson	MIN	1170	75	15.6	97t	7
2	Lamb	DAL	973	85	11.4	65t	5
3	Smith-Njigba	SEA	911	75	12.1	46	5
4	McLaurin	WAS	896	61	14.7	86t	9
5	Mooney	ATL	873	57	15.3	49	5
6	D. London	ATL	866	75	11.5	31	6
7	St. Brown	DET	863	81	10.7	35t	9
8	McBride (TE)	ARI	851	80	10.6	37	0
9	A. Brown	PHI	836	48	17.4	67t	4
10	*Nabers	NYG	819	80	10.2	39	3
11	Metcalf	SEA	812	54	15.0	71t	3
12	Kittle (TE)	SF	800	56	14.3	43	8
13	Jennings	SF	774	57	13.6	45	6
14	D. Moore	CHI	712	68	10.5	44	5
15	Ja. Williams	DET	710	39	18.2	70t	4
16t	Addison	MIN	708	44	16.1	69	7
16t	Nacua	LAR	708	54	13.1	37	3
18	Reed	GB	693	44	15.8	70t	6
19	Kupp	LAR	657	63	10.4	69t	6
20	*Harrison	ARI	655	45	14.6	60t	7
21	Evans	TB	590	43	13.7	32	7
22	*Odunze	CHI	585	45	13.0	47	3
23t	Godwin	TB	576	50	11.5	55t	5
23t	Otton (TE)	TB	576	57	10.1	44	4
25	McCloud	ATL	574	53	10.8	60	1
26	Watson	GB	564	26	21.7	60	2
27t	Samuel	SF	553	40	13.8	76t	1
27t	D. Smith	PHI	553	45	12.3	46	5
29	Kraft (TE)	GB	521	39	13.4	67	7
30	Lockett	SEA	511	41	12.5	37	2
31	Pitts (TE)	ATL	508	36	14.1	52	3
32	Atwell	LAR	507	35	14.5	50	0
33	Slayton	NYG	504	36	14.0	43	1
34	Ertz (TE)	WAS	501	52	9.6	25	4
35t	Kamara (RB)	NO	485	64	7.6	57t	1
35t	Robinson	NYG	485	67	7.2	23	2
37	Doubs	GB	483	34	14.2	39	2
38	Mi. Wilson	ARI	473	39	12.1	41t	4
39	Allen	CHI	471	47	10.0	40	5
40	N. Brown	WAS	453	35	12.9	52t	1
41	Tolbert	DAL	451	39	11.6	48	4
42	Kmet (TE)	CHI	448	42	10.7	31t	3
43	LaPorta (TE)	DET	445	36	12.4	52t	5
44	Goedert (TE)	PHI	441	38	11.6	61	2
45	Robinson	LAR	433	28	15.5	46	7
46	*Legette	CAR	432	39	11.1	35	4
47t	Ferguson (TE)	DAL	401	46	8.7	27	0
47t	Robinson (RB)	ATL	401	53	7.6	29	1
49	Olave	NO	400	32	12.5	39	1
50	Aiyuk	SF	374	25	15.0	53	0

2024 NATIONAL FOOTBALL LEAGUE

NFC THIRD-DOWN RECEIVING LEADERS

RANK	PLAYER	TEAM	REC	YDS	AVG	LONG	TD
1	Robinson	NYG	25	194	7.8	16	1
2	St. Brown	DET	23	285	12.4	29	3
3	Jennings	SF	21	218	10.4	31t	3
4t	*Nabers	NYG	20	254	12.7	39	2
4t	Smith-Njigba	SEA	20	247	12.4	25	1
6	Kittle (TE)	SF	19	225	11.8	41	5
7t	McLaurin	WAS	16	299	18.7	66	4
7t	Jefferson	MIN	16	291	18.2	52t	4
7t	Godwin	TB	16	197	12.3	24	0
7t	Otton (TE)	TB	16	164	10.3	29	2
11t	Lamb	DAL	15	143	9.5	27	0
11t	Kupp	LAR	15	132	8.8	27	1
13t	Mooney	ATL	14	230	16.4	49	2
13t	Metcalf	SEA	14	220	15.7	31t	1
13t	D. London	ATL	14	158	11.3	20	3
16t	McCloud	ATL	13	159	12.2	27	0
16t	D. Moore	CHI	13	146	11.2	31t	2
16t	Allen	CHI	13	133	10.2	25	1
19t	A. Brown	PHI	12	197	16.4	28	1
19t	Reed	GB	12	154	12.8	70t	4
19t	Slayton	NYG	12	144	12.0	36	0
19t	Addison	MIN	12	130	10.8	25	1
19t	Ferguson (TE)	DAL	12	90	7.5	24	0
19t	Kmet (TE)	CHI	12	85	7.1	25	0
25t	Ja. Williams	DET	11	212	19.3	52t	2
25t	Lockett	SEA	11	164	14.9	37	1
25t	*Oduze	CHI	11	159	14.5	44	1
25t	Nacua	LAR	11	139	12.6	21	1
25t	Ertz (TE)	WAS	11	97	8.8	21	1
25t	M. Sanders (RB)	CAR	11	53	4.8	12	0
31t	Goedert (TE)	PHI	10	185	18.5	61	0
31t	Doubs	GB	10	179	17.9	39	2
31t	McBride (TE)	ARI	10	126	12.6	18	0
31t	*Legette	CAR	10	111	11.1	31	1
31t	Pitts (TE)	ATL	10	105	10.5	23	0
31t	Hockenson (TE)	MIN	10	103	10.3	34	0
31t	Kamara (RB)	NO	10	71	7.1	20	0
31t	Charbonnet (RB)	SEA	10	64	6.4	16	0
39t	Samuel	SF	9	127	14.1	47	0
39t	Robinson (RB)	ATL	9	94	10.4	26	0
39t	*J. Sanders (TE)	CAR	9	94	10.4	29	1
39t	Parkinson (TE)	LAR	9	85	9.4	15	0
39t	White (RB)	TB	9	71	7.9	22	0
39t	Gibbs (RB)	DET	9	68	7.6	33	0
39t	Demercado (RB)	ARI	9	50	5.6	24	0
46t	Turpin	DAL	8	190	23.8	64t	2
46t	Tolbert	DAL	8	172	21.5	48	0
46t	*Harrison	ARI	8	130	16.3	32	0
46t	Barkley (RB)	PHI	8	125	15.6	43	0
46t	Thielen	CAR	8	115	14.4	36	0
46t	Johnson (TE)	NO	8	114	14.3	25	0
46t	Zaccheaus	WAS	8	87	10.9	27	0
46t	Dortch	ARI	8	75	9.4	14	0
46t	Mi. Wilson	ARI	8	70	8.8	30	2
46t	LaPorta (TE)	DET	8	68	8.5	13	0

2024 NATIONAL FOOTBALL LEAGUE

NFC THIRD-DOWN RECEIVING LEADERS

RANK	PLAYER	TEAM	REC	YDS	AVG	LONG	TD
46t	Cooks	DAL	8	67	8.4	21t	2
46t	Wicks	GB	8	67	8.4	14t	2

2024 NATIONAL FOOTBALL LEAGUE

NFC LEADING SCORERS (NON-KICKING)

RANK	PLAYER	TEAM	POS	TOUCHDOWNS				X2	PTS
				TOTAL	RUSH	REC	RET		
1t	Barkley	PHI	RB	13	11	2	0	3	84
1t	K. Williams	LAR	RB	14	12	2	0	0	84
3	Hurts	PHI	QB	13	13	0	0	0	78
4t	Gibbs	DET	RB	12	10	2	0	0	72
4t	Jacobs	GB	RB	12	11	1	0	0	72
4t	Montgomery	DET	RB	12	12	0	0	0	72
7t	Hubbard	CAR	RB	9	8	1	0	1	56
7t	Robinson	ATL	RB	9	8	1	0	1	56
9t	McLaurin	WAS	WR	9	0	9	0	0	54
9t	St. Brown	DET	WR	9	0	9	0	0	54
11t	Addison	MIN	WR	8	1	7	0	0	48
11t	Charbonnet	SEA	RB	8	7	1	0	0	48
11t	Kittle	SF	TE	8	0	8	0	0	48
11t	Robinson	WAS	RB	8	8	0	0	0	48
11t	Walker	SEA	RB	8	7	1	0	0	48
11t	White	TB	RB	8	3	5	0	0	48
17	Kraft	GB	TE	7	0	7	0	1	44
18t	Evans	TB	WR	7	0	7	0	0	42
18t	*Harrison	ARI	WR	7	0	7	0	0	42
18t	Jefferson	MIN	WR	7	0	7	0	0	42
18t	Kamara	NO	RB	7	6	1	0	0	42
18t	Reed	GB	WR	7	1	6	0	0	42
18t	Robinson	LAR	WR	7	0	7	0	0	42
24	Conner	ARI	RB	6	5	1	0	2	40
25	*Daniels	WAS	QB	6	6	0	0	1	38
26t	Hill	NO	TE	6	6	0	0	0	36
26t	*Irving	TB	RB	6	6	0	0	0	36
26t	Jennings	SF	WR	6	0	6	0	0	36
26t	R. Johnson	CHI	RB	6	6	0	0	0	36
26t	A. Jones	MIN	RB	6	4	2	0	0	36
26t	Kupp	LAR	WR	6	0	6	0	0	36
26t	D. London	ATL	WR	6	0	6	0	0	36
33t	Lamb	DAL	WR	5	0	5	0	1	32
33t	D. Moore	CHI	WR	5	0	5	0	1	32
33t	Swift	CHI	RB	5	5	0	0	1	32
36t	Allen	CHI	WR	5	0	5	0	0	30
36t	Godwin	TB	WR	5	0	5	0	0	30
36t	LaPorta	DET	TE	5	0	5	0	0	30
36t	Mooney	ATL	WR	5	0	5	0	0	30
36t	Nailor	MIN	WR	5	0	5	0	0	30
36t	D. Smith	PHI	WR	5	0	5	0	0	30
36t	Smith-Njigba	SEA	WR	5	0	5	0	0	30
36t	*Tracy	NYG	RB	5	5	0	0	0	30
44	Ertz	WAS	TE	4	0	4	0	2	28
45	K. Murray	ARI	QB	4	4	0	0	1	26
46t	A. Brown	PHI	WR	4	0	4	0	0	24

2024 NATIONAL FOOTBALL LEAGUE

NFC LEADING SCORERS (NON-KICKING)

RANK	PLAYER	TEAM	POS	TOUCHDOWNS				X2	PTS
				TOTAL	RUSH	REC	RET		
46t	Dowdle	DAL	RB	4	1	3	0	0	24
46t	Ekeler	WAS	RB	4	4	0	0	0	24
46t	*Guerendo	SF	RB	4	4	0	0	0	24
46t	*Legette	CAR	WR	4	0	4	0	0	24
46t	McNichols	WAS	RB	4	4	0	0	0	24
46t	Nacua	LAR	WR	4	1	3	0	0	24
46t	Otton	TB	TE	4	0	4	0	0	24
46t	Purdy	SF	QB	4	4	0	0	0	24
46t	Shaheed	NO	WR	4	0	3	1	0	24
46t	Tolbert	DAL	WR	4	0	4	0	0	24
46t	Turpin	DAL	WR	4	0	2	2	0	24
46t	Valdes-Scantling	BUF-NO	WR	4	0	4	0	0	24
46t	Wicks	GB	WR	4	0	4	0	0	24
46t	Ja. Williams	DET	WR	4	0	4	0	0	24
46t	Mi. Wilson	ARI	WR	4	0	4	0	0	24

2024 NATIONAL FOOTBALL LEAGUE

NFC LEADING SCORERS (KICKING)

RANK	PLAYER	TEAM	PAT	FG	FG%	LONG	PTS
1	Bates	DET	48/49	21/22	95.5%	58	111
2	Aubrey	DAL	23/23	29/34	85.3%	65	110
3	Seibert	WAS	22/24	27/30	90.0%	55	103
4	McLaughlin	TB	38/40	21/23	91.3%	56	101
5	Koo	ATL	25/25	23/31	74.2%	58	94
6	Myers	SEA	30/33	20/23	87.0%	59	90
7t	Elliott	PHI	34/35	18/24	75.0%	49	88
7t	Grupe	NO	28/30	20/24	83.3%	57	88
9	Moody	SF	23/23	20/26	76.9%	53	83
10	Pineiro	CAR	21/22	20/23	87.0%	53	81
11	*Karty	LAR	29/32	17/22	77.3%	55	80
12	Ryland	ARI	15/15	19/23	82.6%	57	72
13	*Reichard	MIN	29/29	14/17	82.4%	58	71
14	Santos	CHI	20/21	16/20	80.0%	54	68
15	McManus	GB	20/20	11/12	91.7%	51	53
16	*Narveson	GB	16/16	12/17	70.6%	47	52
17	Joseph	DET-NYG	6/6	13/16	81.3%	52	45
18	Romo	MIN	7/8	11/12	91.7%	55	40
19	Prater	ARI	10/10	6/6	100.0%	57	28
20	Gano	NYG	5/5	6/8	75.0%	50	23
21	Gonzalez	WAS	10/10	3/5	60.0%	48	19
22	*McAtamney	NYG	1/1	1/1	100.0%	31	4
23t	Patterson	NYJ-ATL	3/3	0/0	---	---	3
23t	Wishnowsky	SF	0/0	1/1	100.0%	26	3
25	Gillan	NYG	0/1	0/0	---	---	0

2024 NATIONAL FOOTBALL LEAGUE

2024 NATIONAL FOOTBALL LEAGUE

NFC TOUCHBACKS ON KICKOFFS

RANK	PLAYER	TEAM	TB
1	Bates	DET	67
2	Evans	LAR	53
3	Mann	PHI	52
4	Reichard	MIN	46
5t	Gill	TB	38
5t	Moody	SF	38
7t	Myers	SEA	36
7t	Pinion	ATL	36
7t	Ryland	ARI	36
10	Santos	CHI	33
11	Aubrey	DAL	30
12t	Joseph	DET-NYG	23
12t	Pineiro	CAR	23
14	McManus	GB	21
15	Romo	MIN	19
16t	Camarda	TB	18
16t	Grupe	NO	18
18t	Narveson	GB	17
18t	Prater	ARI	17
20	Seibert	WAS	14
21	Gano	NYG	12
22t	Karty	LAR	5
22t	Koo	ATL	5
24	McAtamney	NYG	4
25t	Browning	TB	3
25t	Gonzalez	WAS	3
27	Gillan	NYG	2
28	Elliott	PHI	1

2024 NATIONAL FOOTBALL LEAGUE

NFC MOST YARDS FROM SCRIMMAGE

RANK	PLAYER	TEAM	POS	TOTAL			RUSHING			RECEIVING		
				YDS	PLAYS	AVG	YDS	ATT	AVG	YDS	ATT	AVG
1	Barkley	PHI	RB	1890	295	6.4	1623	266	6.1	267	29	9.2
2	Kamara	NO	RB	1423	287	5.0	938	223	4.2	485	64	7.6
3	Robinson	ATL	RB	1378	268	5.1	977	215	4.5	401	53	7.6
4	Gibbs	DET	RB	1328	212	6.3	1016	178	5.7	312	34	9.2
5	Jacobs	GB	RB	1313	266	4.9	1053	239	4.4	260	27	9.6
6	Conner	ARI	RB	1196	237	5.0	863	201	4.3	333	36	9.3
7	A. Jones	MIN	RB	1195	234	5.1	893	197	4.5	302	37	8.2
8	Jefferson	MIN	WR	1173	76	15.4	3	1	3.0	1170	75	15.6
9	K. Williams	LAR	RB	1168	279	4.2	1013	251	4.0	155	28	5.5
10	Hubbard	CAR	RB	1152	250	4.6	1011	215	4.7	141	35	4.0
11	Montgomery	DET	RB	1081	212	5.1	771	180	4.3	310	32	9.7
12	Swift	CHI	RB	1057	227	4.7	742	193	3.8	315	34	9.3
13	Lamb	DAL	WR	1043	99	10.5	70	14	5.0	973	85	11.4
14	*Irving	TB	RB	1035	173	6.0	735	137	5.4	300	36	8.3
15	Dowdle	DAL	RB	936	185	5.1	731	152	4.8	205	33	6.2
16	Smith-Njigba	SEA	WR	928	78	11.9	17	3	5.7	911	75	12.1
17	McLaurin	WAS	WR	898	63	14.3	2	2	1.0	896	61	14.7
18t	Mason	SF	RB	880	164	5.4	789	153	5.2	91	11	8.3
18t	*Tracy	NYG	RB	880	170	5.2	664	141	4.7	216	29	7.4
20	Mooney	ATL	WR	873	57	15.3	0	0	---	873	57	15.3
21	St. Brown	DET	WR	869	83	10.5	6	2	3.0	863	81	10.7
22	D. London	ATL	WR	863	76	11.4	-3	1	-3.0	866	75	11.5
23	McBride	ARI	TE	853	81	10.5	2	1	2.0	851	80	10.6
24	A. Brown	PHI	WR	836	48	17.4	0	0	---	836	48	17.4
25	White	TB	RB	831	161	5.2	509	120	4.2	322	41	7.9
26t	*Nabers	NYG	WR	821	85	9.7	2	5	0.4	819	80	10.2
26t	Reed	GB	WR	821	57	14.4	128	13	9.8	693	44	15.8
28	Walker	SEA	RB	813	183	4.4	542	145	3.7	271	38	7.1
29	Metcalf	SEA	WR	812	54	15.0	0	0	---	812	54	15.0
30	Kittle	SF	TE	800	56	14.3	0	0	---	800	56	14.3
31	Jennings	SF	WR	774	57	13.6	0	0	---	774	57	13.6
32	Ja. Williams	DET	WR	766	47	16.3	56	8	7.0	710	39	18.2
33	D. Moore	CHI	WR	748	75	10.0	36	7	5.1	712	68	10.5
34	Robinson	WAS	RB	745	150	5.0	640	138	4.6	105	12	8.8
35	Nacua	LAR	WR	743	63	11.8	35	9	3.9	708	54	13.1
36	Addison	MIN	WR	728	47	15.5	20	3	6.7	708	44	16.1
37	Ekeler	WAS	RB	701	107	6.6	355	74	4.8	346	33	10.5
38	Kupp	LAR	WR	667	65	10.3	10	2	5.0	657	63	10.4
39	Charbonnet	SEA	RB	663	133	5.0	400	97	4.1	263	36	7.3
40	*Harrison	ARI	WR	655	45	14.6	0	0	---	655	45	14.6
41	Samuel	SF	WR	645	72	9.0	92	32	2.9	553	40	13.8
42	McCloud	ATL	WR	631	61	10.3	57	8	7.1	574	53	10.8
43	*Odunze	CHI	WR	600	48	12.5	15	3	5.0	585	45	13.0
44t	*Daniels	WAS	QB	590	108	5.5	590	108	5.5	0	0	---
44t	Evans	TB	WR	590	43	13.7	0	0	---	590	43	13.7
46	Godwin	TB	WR	578	51	11.3	2	1	2.0	576	50	11.5
47	Otton	TB	TE	572	58	9.9	-4	1	-4.0	576	57	10.1
48	Allgeier	ATL	RB	570	112	5.1	508	102	5.0	62	10	6.2
49	Watson	GB	WR	564	28	20.1	0	2	0.0	564	26	21.7
50	D. Smith	PHI	WR	553	45	12.3	0	0	---	553	45	12.3

2024 NATIONAL FOOTBALL LEAGUE

NFC LEADERS IN FIRST DOWNS

RANK	PLAYER	TEAM	POS	TOTAL	RUSH	REC
1t	Barkley	PHI	RB	76	64	12
1t	K. Williams	LAR	RB	76	70	6
3	Conner	ARI	RB	70	57	13
4	Kamara	NO	RB	68	52	16
5t	Jacobs	GB	RB	66	55	11
5t	Robinson	ATL	RB	66	48	18
7	Montgomery	DET	RB	64	50	14
8	Gibbs	DET	RB	62	47	15
9	Hubbard	CAR	RB	59	52	7
10	Hurts	PHI	QB	56	56	0
11	St. Brown	DET	WR	52	1	51
12t	Jefferson	MIN	WR	50	0	50
12t	A. Jones	MIN	RB	50	37	13
14	D. London	ATL	WR	49	0	49
15t	Dowdle	DAL	RB	48	36	12
15t	Lamb	DAL	WR	48	4	44
17t	*Irving	TB	RB	47	35	12
17t	McBride	ARI	TE	47	1	46
19	Smith-Njigba	SEA	WR	45	1	44
20t	*Nabers	NYG	WR	44	1	43
20t	Walker	SEA	RB	44	26	18
22t	Mason	SF	RB	43	37	6
22t	McLaurin	WAS	WR	43	0	43
22t	White	TB	RB	43	27	16
25	Mooney	ATL	WR	42	0	42
26t	A. Brown	PHI	WR	41	0	41
26t	*Tracy	NYG	RB	41	31	10
28	Swift	CHI	RB	40	31	9
29t	Nacua	LAR	WR	39	2	37
29t	Robinson	WAS	RB	39	36	3
31	Jennings	SF	WR	38	0	38
32	Kittle	SF	TE	37	0	37
33	*Daniels	WAS	QB	36	36	0
34	Allgeier	ATL	RB	35	33	2
35	Evans	TB	WR	34	0	34
36t	Godwin	TB	WR	33	1	32
36t	*Harrison	ARI	WR	33	0	33
36t	D. Moore	CHI	WR	33	2	31
39	Ja. Williams	DET	WR	32	4	28
40t	Addison	MIN	WR	31	1	30
40t	Ekeler	WAS	RB	31	18	13
40t	Lockett	SEA	WR	31	0	31
40t	*Odunze	CHI	WR	31	1	30
44t	Charbonnet	SEA	RB	30	24	6
44t	Reed	GB	WR	30	6	24
46t	Ertz	WAS	TE	29	0	29
46t	Otton	TB	TE	29	0	29
48t	Allen	CHI	WR	28	0	28
48t	Metcalf	SEA	WR	28	0	28
48t	Purdy	SF	QB	28	28	0
48t	Slayton	NYG	WR	28	1	27

2024 NATIONAL FOOTBALL LEAGUE

NFC PUNTING YARDS LEADERS

RANK	PLAYER	TEAM	POS	PUNTS	YARDS	LONG	AVG	TB	BLK	DWN	OB	RETURNS		IN20	NET AVG
												TOT	YDS		
1	Fox	DET	P	39	1979	68	50.7	4	0	5	1	15	94	20	46.3
2	Mann	PHI	P	43	2156	70	50.1	5	1	7	4	21	149	15	43.3
3	Gillikin	ARI	P	38	1887	63	49.7	1	0	6	2	16	183	19	44.3
4	Dickson	SEA	P	55	2699	68	49.1	7	0	5	6	25	223	22	42.5
5	*T. Taylor	CHI	P	63	3067	68	48.7	3	0	6	5	36	386	23	41.6
6	Anger	DAL	P	47	2250	62	47.9	3	0	5	1	22	272	18	40.8
7	Pinion	ATL	P	36	1715	65	47.6	2	0	3	2	19	258	9	39.4
8	Whelan	GB	P	43	2017	74	46.9	3	0	5	4	16	123	20	42.7
9	Way	WAS	P	37	1722	74	46.5	2	0	6	4	17	118	16	42.3
10	R. Wright	MIN	P	43	1974	66	45.9	5	0	5	6	19	128	22	40.6
11	Hekker	CAR	P	56	2544	65	45.4	2	0	13	3	20	150	18	42.0
12	Evans	LAR	P	39	1724	67	44.2	2	0	6	9	13	115	21	40.2
13	Gillan	NYG	P	42	1854	67	44.1	2	0	4	7	14	100	22	40.8
14	*Hayball	NO	P	57	2496	59	43.8	3	0	6	6	22	169	31	39.8

2024 NATIONAL FOOTBALL LEAGUE

NFC NET PUNTING YARDS LEADERS

RANK	PLAYER	TEAM	POS	PUNTS	YARDS	LONG	AVG	TB	BLK	DWN	OB	RETURNS		IN20	NET AVG
												TOT	YDS		
1	Fox	DET	P	39	1979	68	50.7	4	0	5	1	15	94	20	46.3
2	Gillikin	ARI	P	38	1887	63	49.7	1	0	6	2	16	183	19	44.3
3	Mann	PHI	P	43	2156	70	50.1	5	1	7	4	21	149	15	43.3
4	Whelan	GB	P	43	2017	74	46.9	3	0	5	4	16	123	20	42.7
5	Dickson	SEA	P	55	2699	68	49.1	7	0	5	6	25	223	22	42.5
6	Way	WAS	P	37	1722	74	46.5	2	0	6	4	17	118	16	42.3
7	Hekker	CAR	P	56	2544	65	45.4	2	0	13	3	20	150	18	42.0
8	*T. Taylor	CHI	P	63	3067	68	48.7	3	0	6	5	36	386	23	41.6
9	Gillan	NYG	P	42	1854	67	44.1	2	0	4	7	14	100	22	40.8
10	Anger	DAL	P	47	2250	62	47.9	3	0	5	1	22	272	18	40.8
11	R. Wright	MIN	P	43	1974	66	45.9	5	0	5	6	19	128	22	40.6
12	Evans	LAR	P	39	1724	67	44.2	2	0	6	9	13	115	21	40.2
13	*Hayball	NO	P	57	2496	59	43.8	3	0	6	6	22	169	31	39.8
14	Pinion	ATL	P	36	1715	65	47.6	2	0	3	2	19	258	9	39.4

2024 NATIONAL FOOTBALL LEAGUE

2024 NATIONAL FOOTBALL LEAGUE

NFC PUNT RETURN LEADERS

RANK	PLAYER	TEAM	POS	RET	FC	YDS	AVG	LONG	TD
1	Raymond	DET	WR	27	9	390	14.4	90t	1
2	Darden	CLE-SEA	WR	23	6	248	10.8	28	0
3	Zaccheaus	WAS	WR	17	14	179	10.5	24	0
4	Carter	CHI	WR	17	9	158	9.3	38	0
5	Blackshear	CAR	RB	17	3	145	8.5	16	0
6	*Cowing	SF	WR	21	7	171	8.1	30	0
7	Smith-Marsette	NYG	WR	26	13	197	7.6	22	0
8	Powell	MIN	WR	19	9	141	7.4	15	0

2024 NATIONAL FOOTBALL LEAGUE

NFC KICKOFF RETURN LEADERS

RANK	PLAYER	TEAM	POS	RET	YDS	AVG	LONG	TD
1	Turpin	DAL	WR	21	762	36.3	99t	1
2	Ekeler	WAS	RB	19	594	31.3	62	0
3	Gray	NYG	RB	20	517	25.9	36	0
4	Blackshear	CAR	RB	28	705	25.2	43	0

2024 NATIONAL FOOTBALL LEAGUE

2024 NATIONAL FOOTBALL LEAGUE

NFC INTERCEPTION LEADERS

RANK	PLAYER	TEAM	POS	INT	YARDS	AVG	LONG	TD
1t	K. Joseph	DET	SAF	7	60	8.6	33	1
1t	McKinney	GB	SAF	7	111	15.9	48	0
3	B. Murphy	MIN	CB	6	2	0.3	2	0
4t	Branch	DET	SAF	4	48	12.0	47	0
4t	*McCollough	LAR	DB	4	6	1.5	4t	1
6t	Adebo	NO	CB	3	68	22.7	47	0
6t	Blankenship	PHI	SAF	3	1	0.3	1	0
6t	Bryant	SEA	CB	3	87	29.0	69t	1
6t	Bynum	MIN	SS	3	3	1.0	3	0
6t	Gardner-Johnson	PHI	SAF	3	15	5.0	15	0
6t	*Kinchens	LAR	SAF	3	112	37.3	103t	1
6t	Mathieu	NO	FS	3	29	9.7	23	0
6t	Woods	CAR	FS	3	70	23.3	33	0
14t	Alexander	GB	CB	2	52	26.0	35t	1
14t	Bates	ATL	SS	2	0	0.0	0	0
14t	Davis	DET	CB	2	0	0.0	0	0
14t	Diggs	DAL	CB	2	1	0.5	1	0
14t	Griffin	MIN	CB	2	28	14.0	28	0
14t	Grugier-Hill	MIN	OLB	2	5	2.5	5	0
14t	Hooker	DAL	FS	2	20	10.0	21	0
14t	J. Johnson	CHI	CB	2	11	5.5	9	0
14t	Lenoir	SF	CB	2	33	16.5	33	0
14t	Love	SEA	FS	2	26	13.0	26	0
14t	McCollum	TB	CB	2	4	2.0	4	0
14t	Metellus	MIN	SAF	2	16	8.0	12	0
14t	Smith	MIN	FS	2	0	0.0	0	0
14t	*Smith	TB	DB	2	0	0.0	0	0
14t	Terrell	ATL	CB	2	1	0.5	1	0
14t	Van Ginkel	MIN	OLB	2	73	36.5	63t	2
14t	Warner	SF	MLB	2	70	35.0	45t	1
14t	G. Williams	ARI	CB	2	0	0.0	0	0
14t	Woolen	SEA	CB	2	4	2.0	4	0
33t	Abram	NO	DB	1	30	30.0	30	0
33t	Andersen	ATL	LB	1	47	47.0	47t	1
33t	Baun	PHI	LB	1	0	0.0	0	0
33t	Blackwell	CHI	CB	1	10	10.0	10	0
33t	Bosa	SF	DE	1	30	30.0	30	0
33t	Brisker	CHI	SAF	1	0	0.0	0	0
33t	J. Brown	SF	SAF	1	0	0.0	0	0
33t	Byard	CHI	FS	1	0	0.0	0	0
33t	Chinn	WAS	SAF	1	0	0.0	0	0
33t	David	TB	OLB	1	7	7.0	7	0
33t	Davis	NO	OLB	1	0	0.0	0	0
33t	Ka. Davis	SF	DT	1	2	2.0	2	0
33t	Dean	PHI	LB	1	0	0.0	0	0
33t	Durant	LAR	CB	1	0	0.0	0	0
33t	Edmunds	CHI	MLB	1	0	0.0	0	0
33t	Edwards	CHI	LB	1	0	0.0	0	0
33t	Flannigan-Fowles	SF	LB	1	0	0.0	0	0
33t	Forbes	WAS-LAR	CB	1	19	19.0	19	0
33t	Fowler	WAS	LB	1	67	67.0	67t	1
33t	Gardeck	ARI	LB	1	10	10.0	10	0
33t	Gilmore	MIN	CB	1	0	0.0	0	0
33t	Golston	DAL	DE	1	18	18.0	18	0
33t	*Green	SF	CB	1	20	20.0	20	0

2024 NATIONAL FOOTBALL LEAGUE

NFC INTERCEPTION LEADERS

RANK	PLAYER	TEAM	POS	INT	YARDS	AVG	LONG	TD
33t	Hankins	SEA	DT	1	0	0.0	0	0
33t	Harris	NO	DB	1	7	7.0	7	0
33t	Hawkins	NYG	CB	1	0	0.0	0	0
33t	Horn	CAR	CB	1	0	0.0	0	0
33t	Howden	NO	SAF	1	-5	-5.0	-5	0
33t	Izien	TB	DB	1	17	17.0	17	0
33t	M. Jackson	CAR	CB	1	1	1.0	1	0
33t	Jean-Charles	NO	CB	1	0	0.0	0	0
33t	Jewell	CAR	ILB	1	0	0.0	0	0
33t	Jobe	SEA	CB	1	33	33.0	33	0
33t	J. Johnson	LAR	SS	1	0	0.0	0	0
33t	E. Jones	TEN-SEA	LB	1	12	12.0	12	0
33t	Jordan	NO	DE	1	0	0.0	0	0
33t	Kendricks	DAL	MLB	1	8	8.0	8	0
33t	*Muasau	NYG	LB	1	1	1.0	1	0
33t	Mukuamu	DAL	SAF	1	5	5.0	5	0
33t	Murphy-Bunting	ARI	CB	1	0	0.0	0	0
33t	*Mustapha	SF	SAF	1	1	1.0	1	0
33t	Nixon	GB	DB	1	16	16.0	16	0
33t	Nowaske	DET	LB	1	8	8.0	8	0
33t	Oruwariye	DAL	CB	1	0	0.0	0	0
33t	Overshown	DAL	LB	1	23	23.0	23t	1
33t	Owens	CHI	DB	1	0	0.0	0	0
33t	Phillips	ATL	CB	1	45	45.0	45	0
33t	Rozeboom	LAR	LB	1	16	16.0	16	0
33t	*Sainristil	WAS	CB	1	38	38.0	38	0
33t	Saunders	NO	DT	1	37	37.0	37	0
33t	Simmons	ATL	FS	1	0	0.0	0	0
33t	Smith	CHI	CB	1	23	23.0	23	0
33t	*Smith-Wade	CAR	CB	1	3	3.0	3	0
33t	Stevenson	CHI	CB	1	43	43.0	43t	1
33t	White	ARI	OLB	1	0	0.0	0	0
33t	*Williams	GB	SAF	1	1	1.0	1	0
33t	L. Williams	SEA	DE	1	92	92.0	92t	1
33t	Wilson	DAL	DB	1	0	0.0	0	0
33t	Er. Wilson	GB	LB	1	0	0.0	0	0
33t	Ma. Wilson	ARI	LB	1	0	0.0	0	0
33t	Yiadam	SF	CB	1	11	11.0	11	0

2024 NATIONAL FOOTBALL LEAGUE

NFC SACK LEADERS

RANK	PLAYER	TEAM	POS	SACKS
1	Greenard	MIN	LB	10.0
2t	Lawrence	NYG	DT	9.0
2t	Van Ginkel	MIN	OLB	9.0
4t	Floyd	SF	DE	8.5
4t	Fowler	WAS	LB	8.5
6t	Luvu	WAS	LB	8.0
6t	Z. Smith	CLE-DET	DE	8.0
8t	Bresee	NO	DT	7.5
8t	Hutchinson	DET	DE	7.5
10t	Bosa	SF	DE	7.0
10t	Burns	NYG	LB	7.0
10t	P. Jones	MIN	LB	7.0
10t	Sweat	PHI	LB	7.0
10t	L. Williams	SEA	DE	7.0
15	Parsons	DAL	LB	6.5
16t	*Fiske	LAR	DT	6.0
16t	D. Hall	SEA	LB	6.0
16t	Kancey	TB	DT	6.0
16t	Ojulari	NYG	LB	6.0
16t	Vea	TB	DT	6.0
16t	Young	LAR	LB	6.0
22	Gary	GB	DE	5.5
23t	Collins	SF	DT	5.0
23t	Dexter	CHI	DT	5.0
23t	Mafe	SEA	LB	5.0
23t	Overshown	DAL	LB	5.0
23t	Turner	LAR	DT	5.0
23t	Williams	PHI	DT	5.0
29t	Carter	PHI	DT	4.5
29t	Granderson	NO	DE	4.5
29t	A. Robinson	CAR	DT	4.5
29t	N. Smith	PHI	LB	4.5
29t	Stills	ARI	DT	4.5
29t	Sweat	CHI	DE	4.5
29t	*Verse	LAR	LB	4.5
36t	Collins	ARI	LB	4.0
36t	David	TB	OLB	4.0
36t	Ebiketie	ATL	LB	4.0
36t	Gross-Matos	SF	DE	4.0
36t	D. Jones	SEA	DE	4.0
36t	Lawson	DAL	DE-LB	4.0
36t	Taylor	NO	CB	4.0
43t	Baun	PHI	LB	3.5
43t	Clowney	CAR	OLB	3.5
43t	Collier	ARI	DE	3.5
43t	Givens	SF	DT	3.5
43t	Graham	PHI	DE	3.5
43t	Jewell	CAR	ILB	3.5
43t	Judon	ATL	OLB	3.5
43t	McNeill	DET	DT	3.5
43t	Walker	CHI	DE	3.5
43t	C. Young	NO	DE	3.5

2024 NATIONAL FOOTBALL LEAGUE

NFC LEADERS IN FUMBLE RECOVERIES

RANK	PLAYER	TEAM	POS	TOTAL	OWN TEAM	OPP TEAM
1	Mayfield	TB	QB	7	7	0
2	G. Smith	SEA	QB	5	5	0
3	Rush	DAL	QB	4	4	0
4t	Carr	NO	QB	3	3	0
4t	*Irving	TB	RB	3	3	0
4t	Mason	SF	RB	3	3	0
4t	K. Murray	ARI	QB	3	3	0
4t	Robinson	ATL	RB	3	3	0
4t	Stafford	LAR	QB	3	3	0
4t	Walker	SEA	RB	3	3	0
11t	Allegretti	WAS	OG	2	2	0
11t	Barkley	PHI	RB	2	2	0
11t	K. Brooks	GB	DT	2	0	2
11t	Byard	CHI	FS	2	0	2
11t	Chinn	WAS	SAF	2	0	2
11t	Clark	GB	NT	2	0	2
11t	Collins	SF	DT	2	0	2
11t	Dalton	CAR	QB	2	2	0
11t	Davidson	NYG	DT	2	0	2
11t	Davis	DET	CB	2	0	2
11t	Dean	PHI	LB	2	0	2
11t	Dexter	CHI	DT	2	0	2
11t	*Fiske	LAR	DT	2	0	2
11t	Gay	NO	LB	2	0	2
11t	Goff	DET	QB	2	2	0
11t	Gordon	CHI	CB	2	0	2
11t	Hicks	CHI	SAF	2	0	2
11t	Hurts	PHI	QB	2	2	0
11t	Jenkins	CHI	OT	2	2	0
11t	Jewell	CAR	ILB	2	0	2
11t	Love	GB	QB	2	2	0
11t	Luvu	WAS	LB	2	0	2
11t	McBride	ARI	TE	2	2	0
11t	Melton	GB	WR	2	1	1
11t	Montgomery	DET	RB	2	2	0
11t	Okereke	NYG	ILB	2	0	2
11t	Otton	TB	TE	2	2	0
11t	Prescott	DAL	QB	2	2	0
11t	Tolbert	DAL	WR	2	2	0
11t	Tuttle	CAR	DT	2	0	2
11t	Wagner	WAS	MLB	2	0	2
11t	Walker	WAS	LB	2	1	1
11t	Wyatt	GB	DT	2	0	2
11t	Yiadam	SF	CB	2	1	1
11t	Zaccheaus	WAS	WR	2	2	0

2024 NATIONAL FOOTBALL LEAGUE

NFC LEADERS IN RECOVERIES OF FUMBLES BY OWN TEAM

RANK	PLAYER	TEAM	POS	REC	YARDS	AVG	LONG	TD
1	Mayfield	TB	QB	7	0	0.0	0t	0
2	G. Smith	SEA	QB	5	0	0.0	0t	0
3	Rush	DAL	QB	4	0	0.0	0t	0
4t	Carr	NO	QB	3	0	0.0	0t	0
4t	*Irving	TB	RB	3	0	0.0	0t	0
4t	Mason	SF	RB	3	-2	-0.7	0t	0
4t	K. Murray	ARI	QB	3	0	0.0	0t	0
4t	Robinson	ATL	RB	3	0	0.0	0t	0
4t	Stafford	LAR	QB	3	0	0.0	0t	0
4t	Walker	SEA	RB	3	-3	-1.0	0t	0
11t	Allegretti	WAS	OG	2	0	0.0	0t	0
11t	Barkley	PHI	RB	2	0	0.0	0t	0
11t	Dalton	CAR	QB	2	0	0.0	0t	0
11t	Goff	DET	QB	2	0	0.0	0t	0
11t	Hurts	PHI	QB	2	0	0.0	0t	0
11t	Jenkins	CHI	OT	2	0	0.0	0t	0
11t	Love	GB	QB	2	0	0.0	0t	0
11t	McBride	ARI	TE	2	0	0.0	0t	1
11t	Montgomery	DET	RB	2	0	0.0	0t	0
11t	Otton	TB	TE	2	0	0.0	0t	0
11t	Prescott	DAL	QB	2	0	0.0	0t	0
11t	Tolbert	DAL	WR	2	0	0.0	0t	0
11t	Zaccheaus	WAS	WR	2	0	0.0	0t	0

2024 NATIONAL FOOTBALL LEAGUE

NFC LEADERS IN RECOVERIES OF FUMBLES BY OPPOSING TEAM

RANK	PLAYER	TEAM	POS	REC	YARDS	AVG	LONG	TD
1t	K. Brooks	GB	DT	2	0	0.0	0t	0
1t	Byard	CHI	FS	2	0	0.0	0t	0
1t	Chinn	WAS	SAF	2	0	0.0	0t	0
1t	Clark	GB	NT	2	0	0.0	0t	0
1t	Collins	SF	DT	2	0	0.0	0t	0
1t	Davidson	NYG	DT	2	0	0.0	0t	0
1t	Davis	DET	CB	2	49	24.5	49	0
1t	Dean	PHI	LB	2	0	0.0	0t	0
1t	Dexter	CHI	DT	2	0	0.0	0t	0
1t	*Fiske	LAR	DT	2	8	4.0	8	0
1t	Gay	NO	LB	2	4	2.0	4	0
1t	Gordon	CHI	CB	2	0	0.0	0t	0
1t	Hicks	CHI	SAF	2	28	14.0	19	0
1t	Jewell	CAR	ILB	2	0	0.0	0t	0
1t	Luvu	WAS	LB	2	5	2.5	5	0
1t	Okereke	NYG	ILB	2	1	0.5	1	0
1t	Tuttle	CAR	DT	2	0	0.0	0t	0
1t	Wagner	WAS	MLB	2	0	0.0	0t	0
1t	Wyatt	GB	DT	2	0	0.0	0t	0
20t	Alexander	GB	CB	1	0	0.0	0t	0
20t	K. Alexander	DEN-DET	MLB	1	0	0.0	0t	0
20t	*Anderson	SF	DL	1	0	0.0	0t	0
20t	*Arnold	DET	CB	1	-1	-1.0	-1	0
20t	Bates	ATL	SS	1	0	0.0	0t	0
20t	Baun	PHI	LB	1	0	0.0	0t	0
20t	*Bethune	SF	LB	1	0	0.0	0t	0
20t	Blankenship	PHI	SAF	1	16	16.0	16	0
20t	Bosa	SF	DE	1	0	0.0	0t	0
20t	Bynum	MIN	SS	1	0	0.0	0t	0
20t	*Chatman	NYG	DT	1	0	0.0	0t	0
20t	Collier	ARI	DE	1	0	0.0	0t	0
20t	*Cooper	GB	LB	1	4	4.0	4	0
20t	Curl	LAR	SAF	1	33	33.0	33t	1
20t	David	TB	OLB	1	0	0.0	0t	0
20t	*DeJean	PHI	CB	1	0	0.0	0t	0
20t	Diaby	TB	LB	1	0	0.0	0t	0
20t	Edwards	CHI	LB	1	0	0.0	0t	0
20t	Elliss	ATL	LB	1	0	0.0	0t	0
20t	Franks	CAR	TE	1	0	0.0	0t	0
20t	D. Hall	SEA	LB	1	36	36.0	36t	1
20t	L. Hall	TB	DE	1	0	0.0	0t	0
20t	Ham	MIN	FB	1	0	0.0	0t	0
20t	Hayes	TB	DB	1	0	0.0	0t	0
20t	Hodge	ATL	WR	1	0	0.0	0t	1
20t	Jenkins	SEA	DB	1	102	102.0	102t	1
20t	J. Jones	ARI	DT	1	0	0.0	0t	0
20t	Kancey	TB	DT	1	0	0.0	0t	0
20t	Kendricks	DAL	MLB	1	0	0.0	0t	0
20t	*Knight	SEA	LB	1	-2	-2.0	-2	0
20t	Lewis	DAL	CB	1	0	0.0	0t	0
20t	*Liufau	DAL	LB	1	0	0.0	0t	0
20t	Long	MIA-DET	ILB	1	0	0.0	0t	0
20t	Lopez	ARI	DT	1	0	0.0	0t	0
20t	Mathieu	NO	FS	1	0	0.0	0t	0
20t	McCullum	TB	CB	1	0	0.0	0t	0

2024 NATIONAL FOOTBALL LEAGUE

NFC LEADERS IN RECOVERIES OF FUMBLES BY OPPOSING TEAM

RANK	PLAYER	TEAM	POS	REC	YARDS	AVG	LONG	TD
20t	McFadden	NYG	LB	1	0	0.0	0t	0
20t	McKinney	GB	SAF	1	7	7.0	7	0
20t	Melton	GB	WR	1	0	0.0	0t	0
20t	Nelson	TB	LB	1	0	0.0	0t	0
20t	*Newton	WAS	DT	1	2	2.0	2	0
20t	*Nubin	NYG	SAF	1	2	2.0	2	0
20t	Ojulari	NYG	LB	1	0	0.0	0t	0
20t	Overshown	DAL	LB	1	0	0.0	0t	0
20t	Owens	CHI	DB	1	0	0.0	0t	0
20t	Pace	MIN	LB	1	36	36.0	36t	1
20t	Phillips	ATL	CB	1	5	5.0	5	0
20t	Phillips	MIN	DT	1	0	0.0	0t	0
20t	*Richter	MIN	LB	1	0	0.0	0t	0
20t	Ringo	PHI	CB	1	0	0.0	0t	0
20t	Rochell	GB	CB	1	0	0.0	0t	0
20t	Rodriguez	DET	LB-FB	1	0	0.0	0t	0
20t	Russell	TB	ILB	1	0	0.0	0t	0
20t	*Sainristil	WAS	CB	1	0	0.0	0t	0
20t	Smith	MIN	FS	1	0	0.0	0t	0
20t	Stille	TB-ARI	DE	1	0	0.0	0t	0
20t	Thomas	CIN-DET	LB	1	0	0.0	0t	0
20t	Thompson	ARI	DB	1	0	0.0	0t	0
20t	Turner	LAR	DT	1	0	0.0	0t	0
20t	Van Ness	GB	DE	1	0	0.0	0t	0
20t	*Verse	LAR	LB	1	0	0.0	0t	0
20t	Walker	WAS	LB	1	0	0.0	0t	0
20t	*Wallace	CAR	LB	1	0	0.0	0t	0
20t	Ji. Ward	MIN	LB	1	2	2.0	2	0
20t	White	ARI	OLB	1	0	0.0	0t	0
20t	Williams	PHI	DT	1	0	0.0	0t	0
20t	Wilson	DAL	DB	1	0	0.0	0t	0
20t	Ma. Wilson	ARI	LB	1	0	0.0	0t	0
20t	Mi. Wilson	ARI	WR	1	0	0.0	0t	0
20t	Winfield	TB	SAF	1	58	58.0	58t	1
20t	Yiadam	SF	CB	1	0	0.0	0t	0

2024 NATIONAL FOOTBALL LEAGUE

NFL LEADING PASSERS

RANK	PLAYER	TEAM	ATT	COMP	COMP%	YDS	YPA	TD	TD%	LONG	INT	INT%	RATING
1	L. Jackson	BAL	379	254	67.0%	3290	8.68	29	7.7%	84t	3	0.8%	116.3
2	Goff	DET	381	276	72.4%	3265	8.57	25	6.6%	70t	10	2.6%	109.1
3	Darnold	MIN	386	264	68.4%	3299	8.55	28	7.3%	97t	10	2.6%	108.1
4	Burrow	CIN	490	335	68.4%	3706	7.56	33	6.7%	70t	6	1.2%	107.9
5	Tagovailoa	MIA	325	240	73.8%	2456	7.56	17	5.2%	80t	4	1.2%	107.4
6	Hurts	PHI	325	222	68.3%	2602	8.01	16	4.9%	67t	5	1.5%	102.4
7	Allen	BUF	393	252	64.1%	3033	7.72	23	5.9%	63t	5	1.3%	101.9
8	Mayfield	TB	436	306	70.2%	3329	7.64	28	6.4%	55t	13	3.0%	101.4
9	Carr	NO	279	189	67.7%	2145	7.69	15	5.4%	71t	5	1.8%	101.0
10	*Daniels	WAS	362	252	69.6%	2819	7.79	15	4.1%	86t	6	1.7%	99.4
11	Purdy	SF	349	233	66.8%	3032	8.69	15	4.3%	76t	8	2.3%	98.7
12	Herbert	LAC	366	234	63.9%	2764	7.55	14	3.8%	66t	1	0.3%	98.4
13	Stafford	LAR	439	293	66.7%	3303	7.52	19	4.3%	69t	7	1.6%	96.8
14	Love	GB	328	206	62.8%	2724	8.30	21	6.4%	70t	11	3.4%	96.4
15	K. Murray	ARI	396	271	68.4%	2862	7.23	15	3.8%	60t	8	2.0%	93.4
16	Mahomes	KC	464	316	68.1%	3189	6.87	20	4.3%	54t	11	2.4%	92.0
17	G. Smith	SEA	466	324	69.5%	3474	7.45	14	3.0%	71t	12	2.6%	90.4
18	Cousins	ATL	436	292	67.0%	3396	7.79	17	3.9%	60	15	3.4%	89.0
19	Rodgers	NYJ	458	289	63.1%	2966	6.48	20	4.4%	57	8	1.7%	88.9
20	*Nix	DEN	434	277	63.8%	2842	6.55	17	3.9%	93t	8	1.8%	87.9
21	Stroud	HOU	430	272	63.3%	3117	7.25	15	3.5%	67t	9	2.1%	87.9
22	*Ca. Williams	CHI	434	270	62.2%	2746	6.33	16	3.7%	47	5	1.2%	87.8
23	*Maye	NE	256	172	67.2%	1696	6.63	11	4.3%	40t	8	3.1%	87.0
24	Prescott	DAL	286	185	64.7%	1978	6.92	11	3.8%	65t	8	2.8%	86.0
25	Winston	CLE	271	165	60.9%	1975	7.29	13	4.8%	89t	9	3.3%	85.3
26	Lawrence	JAX	284	172	60.6%	2045	7.20	11	3.9%	85t	7	2.5%	85.2
27	Levis	TEN	272	173	63.6%	1827	6.72	12	4.4%	98t	9	3.3%	84.0
28	Minschew	LV	306	203	66.3%	2013	6.58	9	2.9%	57t	10	3.3%	81.0
29	D. Jones	NYG-MIN	341	216	63.3%	2070	6.07	8	2.3%	43	7	2.1%	79.4
30	Young	CAR	268	158	59.0%	1572	5.87	7	2.6%	46	7	2.6%	73.5

2024 NATIONAL FOOTBALL LEAGUE

NFL LEADING PASSERS, RANKS

PLAYER	TEAM	ATT	COMP	COMP%	YDS	YPA	TD	TD%	INT	INT%	RATING
L. Jackson	BAL	15	14	13	7	2	2	1	2	2	1
Goff	DET	14	9	2	8	3	5	4	23t	22	2
Darnold	MIN	13	13	7	6	4	3t	2	23t	20	3
Burrow	CIN	1	1	8	1	12	1	3	8t	4	4
Tagovailoa	MIA	21t	17	1	21	13	11t	9	3	5	5
Hurts	PHI	21t	20	9	20	6	14t	10	4t	7	6
Allen	BUF	12	15t	19	11	9	6	7	4t	6	7
Mayfield	TB	6t	4	3	4	11	3t	5	29	24	8
Carr	NO	26	24	11	22	10	16t	8	4t	11	9
*Daniels	WAS	17	15t	4	16	8	16t	18	8t	9	10
Purdy	SF	18	19	15	12	1	16t	16	14t	16	11
Herbert	LAC	16	18	20	17	14	21t	23	1	1	12
Stafford	LAR	5	5	16	5	15	10	14	10t	8	13
Love	GB	20	22	26	19	5	7	6	26t	29	14
K. Murray	ARI	11	11	6	14	19	16t	24	14t	13	15
Mahomes	KC	3	3	10	9	22	8t	15	26t	17	16
G. Smith	SEA	2	2	5	2	16	21t	27	28	19	17
Cousins	ATL	6t	6	14	3	7	11t	20	30	30	18
Rodgers	NYJ	4	7	25	13	27	8t	13	14t	10	19
*Nix	DEN	8t	8	21	15	26	11t	19	14t	12	20
Stroud	HOU	10	10	24	10	18	16t	26	20t	15	21
*Ca. Williams	CHI	8t	12	27	18	28	14t	25	4t	3	22
*Maye	NE	30	27t	12	30	24	26t	17	14t	25	23
Prescott	DAL	24	25	18	26	21	26t	22	14t	23	24
Winston	CLE	28	29	28	27	17	23	11	20t	28	25
Lawrence	JAX	25	27t	29	24	20	26t	21	10t	18	26
Levis	TEN	27	26	22	28	23	24t	12	20t	27	27
Minshew	LV	23	23	17	25	25	29t	28	23t	26	28
D. Jones	NYG-MIN	19	21	23	23	29	31	30	10t	14	29
Young	CAR	29	30	30	31	30	32t	29	10t	21	30

2024 NATIONAL FOOTBALL LEAGUE

NFL FOURTH-QUARTER PASSING LEADERS

RANK	PLAYER	TEAM	ATT	COMP	COMP%	YDS	YPA	TD	TD%	INT	INT%	RATING
1	Ru. Wilson	PIT	41	26	63.4%	402	9.80	4	9.8%	1	2.4%	118.1
2	*Daniels	WAS	104	77	74.0%	905	8.70	8	7.7%	2	1.9%	117.7
3	L. Jackson	BAL	107	68	63.6%	861	8.05	10	9.3%	1	0.9%	115.8
4	Flacco	IND	48	31	64.6%	447	9.31	5	10.4%	2	4.2%	112.1
5	Tagovailoa	MIA	81	61	75.3%	584	7.21	4	4.9%	0	0.0%	111.3
6	Love	GB	75	49	65.3%	746	9.95	4	5.3%	1	1.3%	110.2
7	Mayfield	TB	115	80	69.6%	834	7.25	8	7.0%	1	0.9%	109.8
8	Fields	PIT	40	23	57.5%	302	7.55	3	7.5%	0	0.0%	106.5
9	Stafford	LAR	119	79	66.4%	891	7.49	7	5.9%	1	0.8%	104.7
10	Hurts	PHI	67	49	73.1%	596	8.90	3	4.5%	2	3.0%	102.6
11	*Ca. Williams	CHI	131	87	66.4%	846	6.46	8	6.1%	1	0.8%	101.5
12	Goff	DET	89	61	68.5%	676	7.60	5	5.6%	2	2.2%	100.2
13	Mahomes	KC	94	63	67.0%	644	6.85	5	5.3%	1	1.1%	99.8
14	Burrow	CIN	129	81	62.8%	1063	8.24	10	7.8%	5	3.9%	98.4
15	Allen	BUF	83	49	59.0%	607	7.31	4	4.8%	0	0.0%	97.8
16	Purdy	SF	83	61	73.5%	726	8.75	3	3.6%	3	3.6%	96.8
17	Darnold	MIN	88	52	59.1%	726	8.25	5	5.7%	2	2.3%	95.2
18	Carr	NO	63	38	60.3%	405	6.43	5	7.9%	2	3.2%	92.4
19	*Nix	DEN	105	72	68.6%	725	6.90	5	4.8%	3	2.9%	92.0
20	Ridder	ARI-LV	40	26	65.0%	239	5.98	1	2.5%	0	0.0%	89.5
21	Rodgers	NYJ	131	88	67.2%	836	6.38	4	3.1%	2	1.5%	88.5
22	D. Watson	CLE	58	39	67.2%	335	5.78	2	3.4%	1	1.7%	86.5
23	*Maye	NE	88	55	62.5%	567	6.44	5	5.7%	3	3.4%	85.7
24	Prescott	DAL	75	41	54.7%	486	6.48	6	8.0%	3	4.0%	84.6
25	O'Connell	LV	60	38	63.3%	380	6.33	3	5.0%	2	3.3%	84.0
26	Herbert	LAC	77	42	54.5%	506	6.57	2	2.6%	0	0.0%	83.6
27	Minschew	LV	102	69	67.6%	679	6.66	4	3.9%	4	3.9%	82.9
28	Stroud	HOU	102	62	60.8%	658	6.45	3	2.9%	2	2.0%	81.3
29	K. Murray	ARI	111	72	64.9%	768	6.92	1	0.9%	2	1.8%	80.5
30	G. Smith	SEA	142	97	68.3%	911	6.42	4	2.8%	5	3.5%	80.5
31	Winston	CLE	100	62	62.0%	670	6.70	5	5.0%	5	5.0%	77.5
32	M. Jones	JAX	47	30	63.8%	286	6.09	2	4.3%	2	4.3%	77.1
33	Lawrence	JAX	83	46	55.4%	515	6.20	3	3.6%	2	2.4%	76.1
34	Richardson	IND	77	37	48.1%	552	7.17	4	5.2%	3	3.9%	73.1
35	Brissett	NE	51	28	54.9%	308	6.04	0	0.0%	0	0.0%	73.0
36	Rush	DAL	76	43	56.6%	368	4.84	2	2.6%	1	1.3%	72.7
37	Young	CAR	92	52	56.5%	490	5.33	2	2.2%	2	2.2%	69.6
38	D. Jones	NYG-MIN	119	68	57.1%	606	5.09	2	1.7%	4	3.4%	62.5
39	Lock	NYG	43	23	53.5%	247	5.74	0	0.0%	1	2.3%	60.9
40	Cousins	ATL	116	71	61.2%	720	6.21	2	1.7%	8	6.9%	56.0
41	Levis	TEN	86	43	50.0%	400	4.65	3	3.5%	5	5.8%	50.5
42	Dalton	CAR	32	17	53.1%	135	4.22	0	0.0%	2	6.3%	37.9

2024 NATIONAL FOOTBALL LEAGUE

NFL THIRD-DOWN PASSING LEADERS

RANK	PLAYER	TEAM	ATT	COMP	COMP%	YDS	YPA	TD	TD%	INT	INT%	RATING
1	Goff	DET	94	65	69.1%	788	8.38	7	7.4%	0	0.0%	119.5
2	Mahomes	KC	113	76	67.3%	906	8.02	10	8.8%	1	0.9%	117.3
3	L. Jackson	BAL	96	60	62.5%	779	8.11	8	8.3%	0	0.0%	115.8
4	Burrow	CIN	117	73	62.4%	881	7.53	10	8.5%	1	0.9%	110.4
5	Carr	NO	79	51	64.6%	639	8.09	6	7.6%	1	1.3%	109.6
6	Herbert	LAC	104	61	58.7%	723	6.95	8	7.7%	0	0.0%	105.6
7	Ru. Wilson	PIT	68	41	60.3%	675	9.93	5	7.4%	3	4.4%	99.8
8	Allen	BUF	102	53	52.0%	769	7.54	8	7.8%	1	1.0%	98.9
9	Cousins	ATL	107	67	62.6%	807	7.54	5	4.7%	1	0.9%	97.4
10	Purdy	SF	99	60	60.6%	696	7.03	7	7.1%	2	2.0%	97.0
11	*Nix	DEN	128	79	61.7%	941	7.35	7	5.5%	2	1.6%	95.9
12	Winston	CLE	75	46	61.3%	541	7.21	4	5.3%	1	1.3%	95.5
13	Darnold	MIN	105	61	58.1%	787	7.50	8	7.6%	3	2.9%	95.2
14	Stroud	HOU	124	75	60.5%	899	7.25	5	4.0%	1	0.8%	92.8
15	*Daniels	WAS	95	53	55.8%	703	7.40	5	5.3%	1	1.1%	92.6
16	Tagovailoa	MIA	80	53	66.3%	625	7.81	3	3.8%	2	2.5%	91.9
17	Mayfield	TB	106	68	64.2%	830	7.83	7	6.6%	5	4.7%	90.5
18	K. Murray	ARI	80	48	60.0%	491	6.14	4	5.0%	1	1.3%	89.1
19	Love	GB	79	40	50.6%	495	6.27	9	11.4%	4	5.1%	87.3
20	Hurts	PHI	85	50	58.8%	680	8.00	4	4.7%	3	3.5%	85.4
21	Levis	TEN	68	40	58.8%	599	8.81	3	4.4%	3	4.4%	84.1
22	D. Jones	NYG-MIN	92	59	64.1%	586	6.37	3	3.3%	2	2.2%	83.9
23	Prescott	DAL	68	41	60.3%	525	7.72	2	2.9%	2	2.9%	82.0
24	Rodgers	NYJ	120	68	56.7%	855	7.13	7	5.8%	5	4.2%	81.1
25	Stafford	LAR	93	53	57.0%	581	6.25	4	4.3%	3	3.2%	76.5
26	*Maye	NE	65	36	55.4%	414	6.37	4	6.2%	3	4.6%	76.1
27	Young	CAR	77	42	54.5%	477	6.19	3	3.9%	2	2.6%	75.5
28	G. Smith	SEA	115	73	63.5%	856	7.44	3	2.6%	6	5.2%	73.0
29	*Ca. Williams	CHI	115	63	54.8%	640	5.57	4	3.5%	3	2.6%	71.6
30	Lawrence	JAX	73	34	46.6%	374	5.12	4	5.5%	2	2.7%	69.1
31	Minshew	LV	80	46	57.5%	428	5.35	3	3.8%	5	6.3%	58.8

2024 NATIONAL FOOTBALL LEAGUE

NFL LEADING RUSHERS

RANK	PLAYER	TEAM	ATT	YDS	AVG	LONG	TD
1	Barkley	PHI	266	1623	6.1	72t	11
2	Henry	BAL	240	1407	5.9	87t	13
3	Jacobs	GB	239	1053	4.4	38t	11
4	Gibbs	DET	178	1016	5.7	70t	10
5	K. Williams	LAR	251	1013	4.0	30	12
6	Hubbard	CAR	215	1011	4.7	38t	8
7	Robinson	ATL	215	977	4.5	37t	8
8	Kamara	NO	223	938	4.2	24	6
9	Pollard	TEN	213	937	4.4	41	4
10	A. Jones	MIN	197	893	4.5	41	4
11	Mixon	HOU	205	887	4.3	59	11
12	Harris	PIT	223	877	3.9	36t	5
13	Conner	ARI	201	863	4.3	23	5
14	Taylor	IND	186	804	4.3	58	5
15	Mason	SF	153	789	5.2	38	3
16	Montgomery	DET	180	771	4.3	21	12
17	Dobbins	LAC	158	766	4.8	61	8
18	Swift	CHI	193	742	3.8	56t	5
19t	C. Brown	CIN	166	735	4.4	40	6
19t	*Irving	TB	137	735	5.4	56	6
21	Dowdle	DAL	152	731	4.8	27	1
22	Cook	BUF	157	723	4.6	65t	11
23	Hall	NYJ	164	692	4.2	42	4
24	L. Jackson (QB)	BAL	111	678	6.1	39	3
25	Stevenson	NE	180	671	3.7	33t	6
26	*Tracy	NYG	141	664	4.7	45t	5
27	Robinson	WAS	138	640	4.6	40t	8
28	Hunt	KC	167	608	3.6	17	5
29	Bigsby	JAX	120	602	5.0	65t	5
30	Achane	MIA	153	600	3.9	47	4
31	*Daniels (QB)	WAS	108	590	5.5	46	6
32	Hurts (QB)	PHI	132	544	4.1	35	13
33	Walker	SEA	145	542	3.7	28	7
34	White	TB	120	509	4.2	56	3
35	Allgeier	ATL	102	508	5.0	25	3
36	Williams	DEN	124	446	3.6	20	4
37	K. Murray (QB)	ARI	58	444	7.7	50t	4
38	Allen (QB)	BUF	80	416	5.2	30	9
39	*Ca. Williams (QB)	CHI	63	405	6.4	24	0
40	Charbonnet	SEA	97	400	4.1	51t	7
41	Etienne	JAX	99	391	3.9	22	2
42	Richardson (QB)	IND	70	383	5.5	26	4
43	Gibson	NE	79	373	4.7	45	1
44t	J. Ford	CLE	80	367	4.6	36	1
44t	McLaughlin	DEN	80	367	4.6	21	1
46	Warren	PIT	87	359	4.1	18	1
47	Singleton	NYG	89	357	4.0	43	3
48	Ekeler	WAS	74	355	4.8	50	4
49	*Maye (QB)	NE	38	345	9.1	41	1
50	*Davis	BUF	80	342	4.3	22	3

2024 NATIONAL FOOTBALL LEAGUE

NFL THIRD-AND-ONE RUSHING LEADERS

RANK	PLAYER	TEAM	ATT	FD	PCT
1t	*Allen	NYJ	9	9	100.0%
1t	D. Jones (QB)	NYG-MIN	8	8	100.0%
1t	Darnold (QB)	MIN	7	7	100.0%
1t	Charbonnet	SEA	6	6	100.0%
1t	Herbert (QB)	LAC	6	6	100.0%
1t	Burrow (QB)	CIN	4	4	100.0%
1t	*Daniels (QB)	WAS	4	4	100.0%
1t	R. Johnson	CHI	4	4	100.0%
1t	Swift	CHI	4	4	100.0%
10	K. Williams	LAR	11	10	90.9%
11	Allen (QB)	BUF	8	7	87.5%
12t	Dobbins	LAC	7	6	85.7%
12t	Hunt	KC	7	6	85.7%
12t	Levis (QB)	TEN	7	6	85.7%
12t	Robinson	ATL	7	6	85.7%
16	Mixon	HOU	6	5	83.3%
17t	Hubbard	CAR	10	8	80.0%
17t	Pacheco	KC	5	4	80.0%
19t	Henry	BAL	9	7	77.8%
19t	Robinson	WAS	9	7	77.8%
21	Conner	ARI	8	6	75.0%
22	Hurts (QB)	PHI	19	14	73.7%
23	*Nix (QB)	DEN	7	5	71.4%
24t	Achane	MIA	6	4	66.7%
24t	Jacobs	GB	6	4	66.7%
24t	*Steele	KC	6	4	66.7%
27	Taylor	IND	11	7	63.6%
28t	Hall	NYJ	7	4	57.1%
28t	Kamara	NO	7	4	57.1%
30	Montgomery	DET	11	6	54.5%
31t	Allgeier	ATL	8	4	50.0%
31t	A. Jones	MIN	8	4	50.0%

2024 NATIONAL FOOTBALL LEAGUE

NFL LEADERS IN RECEPTIONS

RANK	PLAYER	TEAM	REC	YDS	AVG	LONG	TD
1	Chase	CIN	93	1319	14.2	70t	15
2	*Bowers (TE)	LV	87	933	10.7	57t	4
3	Lamb	DAL	85	973	11.4	65t	5
4t	Wilson	NYJ	81	877	10.8	42	5
4t	St. Brown	DET	81	863	10.7	35t	9
6t	McBride (TE)	ARI	80	851	10.6	37	0
6t	*Nabers	NYG	80	819	10.2	39	3
6t	Kelce (TE)	KC	80	682	8.5	38	2
9t	Jefferson	MIN	75	1170	15.6	97t	7
9t	Smith-Njigba	SEA	75	911	12.1	46	5
9t	D. London	ATL	75	866	11.5	31	6
12	D. Moore	CHI	68	712	10.5	44	5
13	Robinson	NYG	67	485	7.2	23	2
14	Meyers	LV	66	743	11.3	43	2
15t	T. Hill	MIA	65	769	11.8	80t	5
15t	Shakir	BUF	65	735	11.3	52	3
17	Kamara (RB)	NO	64	485	7.6	57t	1
18t	Sutton	DEN	63	846	13.4	37	5
18t	Kupp	LAR	63	657	10.4	69t	6
18t	Achane (RB)	MIA	63	474	7.5	39	6
21t	McLaurin	WAS	61	896	14.7	86t	9
21t	J. Smith (TE)	MIA	61	692	11.3	57t	5
23	Flowers	BAL	60	863	14.4	53t	4
24	Jeady	CLE	59	944	16.0	89t	4
25t	*McConkey	LAC	58	815	14.1	60t	4
25t	D. Adams	LV-NYJ	58	662	11.4	37t	4
25t	Henry (TE)	NE	58	610	10.5	35	1
28t	Mooney	ATL	57	873	15.3	49	5
28t	Jennings	SF	57	774	13.6	45	6
28t	Otton (TE)	TB	57	576	10.1	44	4
31t	Kittle (TE)	SF	56	800	14.3	43	8
31t	Njoku (TE)	CLE	56	439	7.8	29	5
33	Pickens	PIT	55	850	15.5	44	3
34t	*B. Thomas	JAX	54	851	15.8	85t	6
34t	Metcalf	SEA	54	812	15.0	71t	3
34t	Nacua	LAR	54	708	13.1	37	3
34t	Waddle	MIA	54	700	13.0	63	2
38t	Downs	IND	53	594	11.2	69t	4
38t	McCloud	ATL	53	574	10.8	60	1
38t	Moore	CLE	53	481	9.1	44	1
38t	Robinson (RB)	ATL	53	401	7.6	29	1
42t	Ertz (TE)	WAS	52	501	9.6	25	4
42t	Douglas	NE	52	497	9.6	35t	1
44t	Ridley	TEN	50	738	14.8	63	3
44t	Godwin	TB	50	576	11.5	55t	5
46	Collins	HOU	49	832	17.0	67t	4
47	A. Brown	PHI	48	836	17.4	67t	4
48t	Diggs	HOU	47	496	10.6	49	3
48t	Allen	CHI	47	471	10.0	40	5
48t	Engram (TE)	JAX	47	365	7.8	24	1

2024 NATIONAL FOOTBALL LEAGUE

NFL RECEIVING YARDAGE LEADERS

RANK	PLAYER	TEAM	YDS	REC	AVG	LONG	TD
1	Chase	CIN	1319	93	14.2	70t	15
2	Jefferson	MIN	1170	75	15.6	97t	7
3	Lamb	DAL	973	85	11.4	65t	5
4	Jeady	CLE	944	59	16.0	89t	4
5	*Bowers (TE)	LV	933	87	10.7	57t	4
6	Smith-Njigba	SEA	911	75	12.1	46	5
7	McLaurin	WAS	896	61	14.7	86t	9
8	Wilson	NYJ	877	81	10.8	42	5
9	Mooney	ATL	873	57	15.3	49	5
10	D. London	ATL	866	75	11.5	31	6
11t	Flowers	BAL	863	60	14.4	53t	4
11t	St. Brown	DET	863	81	10.7	35t	9
13t	McBride (TE)	ARI	851	80	10.6	37	0
13t	*B. Thomas	JAX	851	54	15.8	85t	6
15	Pickens	PIT	850	55	15.5	44	3
16	Sutton	DEN	846	63	13.4	37	5
17	A. Brown	PHI	836	48	17.4	67t	4
18	Collins	HOU	832	49	17.0	67t	4
19	*Nabers	NYG	819	80	10.2	39	3
20	*McConkey	LAC	815	58	14.1	60t	4
21	Metcalf	SEA	812	54	15.0	71t	3
22	Kittle (TE)	SF	800	56	14.3	43	8
23	Jennings	SF	774	57	13.6	45	6
24	T. Hill	MIA	769	65	11.8	80t	5
25	Meyers	LV	743	66	11.3	43	2
26	Ridley	TEN	738	50	14.8	63	3
27	Shakir	BUF	735	65	11.3	52	3
28	D. Moore	CHI	712	68	10.5	44	5
29	Ja. Williams	DET	710	39	18.2	70t	4
30t	Addison	MIN	708	44	16.1	69	7
30t	Nacua	LAR	708	54	13.1	37	3
32	Waddle	MIA	700	54	13.0	63	2
33	Reed	GB	693	44	15.8	70t	6
34	J. Smith (TE)	MIA	692	61	11.3	57t	5
35	Kelce (TE)	KC	682	80	8.5	38	2
36	D. Adams	LV-NYJ	662	58	11.4	37t	4
37	Kupp	LAR	657	63	10.4	69t	6
38	*Harrison	ARI	655	45	14.6	60t	7
39	Pierce	IND	645	29	22.2	65t	5
40	Henry (TE)	NE	610	58	10.5	35	1
41	Downs	IND	594	53	11.2	69t	4
42	Evans	TB	590	43	13.7	32	7
43	*Odunze	CHI	585	45	13.0	47	3
44	Higgins	CIN	581	45	12.9	42t	5
45t	Godwin	TB	576	50	11.5	55t	5
45t	Otton (TE)	TB	576	57	10.1	44	4
47t	Bateman	BAL	574	35	16.4	59	5
47t	McCloud	ATL	574	53	10.8	60	1
49	Watson	GB	564	26	21.7	60	2
50t	Samuel	SF	553	40	13.8	76t	1
50t	D. Smith	PHI	553	45	12.3	46	5

2024 NATIONAL FOOTBALL LEAGUE

NFL THIRD-DOWN RECEIVING LEADERS

RANK	PLAYER	TEAM	REC	YDS	AVG	LONG	TD
1	Sutton	DEN	26	418	16.1	33	2
2	Robinson	NYG	25	194	7.8	16	1
3t	Pickens	PIT	23	303	13.2	37	0
3t	St. Brown	DET	23	285	12.4	29	3
5	Kelce (TE)	KC	22	236	10.7	38	1
6	Jennings	SF	21	218	10.4	31t	3
7t	*Nabers	NYG	20	254	12.7	39	2
7t	Smith-Njigba	SEA	20	247	12.4	25	1
7t	Wilson	NYJ	20	221	11.1	26t	2
10t	*Bowers (TE)	LV	19	240	12.6	29	1
10t	Kittle (TE)	SF	19	225	11.8	41	5
10t	*McConkey	LAC	19	224	11.8	19	2
10t	Moore	CLE	19	198	10.4	44	0
14t	Shakir	BUF	18	314	17.4	52	2
14t	Henry (TE)	NE	18	213	11.8	32	0
16	Chase	CIN	17	227	13.4	63t	2
17t	McLaurin	WAS	16	299	18.7	66	4
17t	Jefferson	MIN	16	291	18.2	52t	4
17t	Meyers	LV	16	204	12.8	43	0
17t	Godwin	TB	16	197	12.3	24	0
17t	J. Smith (TE)	MIA	16	169	10.6	33	2
17t	Otton (TE)	TB	16	164	10.3	29	2
23t	Collins	HOU	15	202	13.5	34	2
23t	Downs	IND	15	190	12.7	31	1
23t	Dell	HOU	15	183	12.2	31	0
23t	Lamb	DAL	15	143	9.5	27	0
23t	Kupp	LAR	15	132	8.8	27	1
28t	Mooney	ATL	14	230	16.4	49	2
28t	Metcalf	SEA	14	220	15.7	31t	1
28t	Higgins	CIN	14	203	14.5	31	3
28t	T. Hill	MIA	14	170	12.1	30	1
28t	D. London	ATL	14	158	11.3	20	3
28t	Hill (RB)	BAL	14	152	10.9	24	0
34t	Johnston	LAC	13	208	16.0	66t	5
34t	Waddle	MIA	13	182	14.0	36	0
34t	McCloud	ATL	13	159	12.2	27	0
34t	Douglas	NE	13	149	11.5	35t	1
34t	D. Moore	CHI	13	146	11.2	31t	2
34t	Allen	CHI	13	133	10.2	25	1
34t	Diggs	HOU	13	127	9.8	21	1
41t	Ridley	TEN	12	221	18.4	63	0
41t	A. Brown	PHI	12	197	16.4	28	1
41t	Reed	GB	12	154	12.8	70t	4
41t	Gesicki (TE)	CIN	12	150	12.5	47t	1
41t	Slayton	NYG	12	144	12.0	36	0
41t	Freiermuth (TE)	PIT	12	142	11.8	22	2
41t	Andrews (TE)	BAL	12	140	11.7	23	3
41t	Addison	MIN	12	130	10.8	25	1
41t	Boyd	TEN	12	123	10.3	20	0
41t	Ferguson (TE)	DAL	12	90	7.5	24	0
41t	Kmet (TE)	CHI	12	85	7.1	25	0

2024 NATIONAL FOOTBALL LEAGUE

NFL LEADING SCORERS (NON-KICKING)

RANK	PLAYER	TEAM	POS	TOUCHDOWNS				X2	PTS
				TOTAL	RUSH	REC	RET		
1t	Chase	CIN	WR	15	0	15	0	0	90
1t	Henry	BAL	RB	15	13	2	0	0	90
3t	Barkley	PHI	RB	13	11	2	0	3	84
3t	K. Williams	LAR	RB	14	12	2	0	0	84
5	Hurts	PHI	QB	13	13	0	0	0	78
6t	Cook	BUF	RB	12	11	1	0	0	72
6t	Gibbs	DET	RB	12	10	2	0	0	72
6t	Jacobs	GB	RB	12	11	1	0	0	72
6t	Mixon	HOU	RB	12	11	1	0	0	72
6t	Montgomery	DET	RB	12	12	0	0	0	72
11t	Achane	MIA	RB	10	4	6	0	0	60
11t	Allen	BUF	QB	10	9	1	0	0	60
13t	C. Brown	CIN	RB	9	6	3	0	1	56
13t	Hubbard	CAR	RB	9	8	1	0	1	56
13t	Robinson	ATL	RB	9	8	1	0	1	56
16t	McLaurin	WAS	WR	9	0	9	0	0	54
16t	St. Brown	DET	WR	9	0	9	0	0	54
18t	Addison	MIN	WR	8	1	7	0	0	48
18t	Charbonnet	SEA	RB	8	7	1	0	0	48
18t	Dobbins	LAC	RB	8	8	0	0	0	48
18t	Kittle	SF	TE	8	0	8	0	0	48
18t	Robinson	WAS	RB	8	8	0	0	0	48
18t	Walker	SEA	RB	8	7	1	0	0	48
18t	Westbrook-Ikhine	TEN	WR	8	0	8	0	0	48
18t	White	TB	RB	8	3	5	0	0	48
26	Stevenson	NE	RB	7	6	1	0	2	46
27	Kraft	GB	TE	7	0	7	0	1	44
28t	Andrews	BAL	TE	7	0	7	0	0	42
28t	Evans	TB	WR	7	0	7	0	0	42
28t	*Harrison	ARI	WR	7	0	7	0	0	42
28t	Jefferson	MIN	WR	7	0	7	0	0	42
28t	Johnston	LAC	WR	7	0	7	0	0	42
28t	Kamara	NO	RB	7	6	1	0	0	42
28t	Reed	GB	WR	7	1	6	0	0	42
28t	Robinson	LAR	WR	7	0	7	0	0	42
36t	Conner	ARI	RB	6	5	1	0	2	40
36t	*B. Thomas	JAX	WR	6	0	6	0	2	40
38t	*Daniels	WAS	QB	6	6	0	0	1	38
38t	Hall	NYJ	RB	6	4	2	0	1	38
40t	Hill	NO	TE	6	6	0	0	0	36
40t	*Irving	TB	RB	6	6	0	0	0	36
40t	Jennings	SF	WR	6	0	6	0	0	36
40t	R. Johnson	CHI	RB	6	6	0	0	0	36
40t	A. Jones	MIN	RB	6	4	2	0	0	36
40t	Kupp	LAR	WR	6	0	6	0	0	36
40t	D. London	ATL	WR	6	0	6	0	0	36

2024 NATIONAL FOOTBALL LEAGUE

NFL LEADING SCORERS (NON-KICKING)

RANK	PLAYER	TEAM	POS	TOUCHDOWNS				X2	PTS
				TOTAL	RUSH	REC	RET		
40t	Taylor	IND	RB	6	5	1	0	0	36
40t	*Worthy	KC	WR	6	2	4	0	0	36
49	Njoku	CLE	TE	5	0	5	0	2	34
50t	Lamb	DAL	WR	5	0	5	0	1	32
50t	D. Moore	CHI	WR	5	0	5	0	1	32
50t	Swift	CHI	RB	5	5	0	0	1	32
50t	Wilson	NYJ	WR	5	0	5	0	1	32

2024 NATIONAL FOOTBALL LEAGUE

NFL LEADING SCORERS (KICKING)

RANK	PLAYER	TEAM	PAT	FG	FG%	LONG	PTS
1	Boswell	PIT	29/29	36/39	92.3%	57	137
2	Fairbairn	HOU	29/29	31/37	83.8%	59	122
3	Bates	DET	48/49	21/22	95.5%	58	111
4	Aubrey	DAL	23/23	29/34	85.3%	65	110
5	Lutz	DEN	31/31	26/29	89.7%	54	109
6	Dicker	LAC	23/26	28/30	93.3%	59	107
7	Seibert	WAS	22/24	27/30	90.0%	55	103
8t	Bass	BUF	44/48	19/23	82.6%	61	101
8t	McLaughlin	TB	38/40	21/23	91.3%	56	101
10	Tucker	BAL	42/44	19/27	70.4%	56	99
11	Sanders	MIA	20/21	26/30	86.7%	57	98
12t	Carlson	LV	19/19	25/30	83.3%	54	94
12t	Koo	ATL	25/25	23/31	74.2%	58	94
14	Myers	SEA	30/33	20/23	87.0%	59	90
15t	Elliott	PHI	34/35	18/24	75.0%	49	88
15t	Gay	IND	22/22	22/25	88.0%	56	88
15t	Grupe	NO	28/30	20/24	83.3%	57	88
18t	Folk	TEN	22/22	21/22	95.5%	56	85
18t	McPherson	CIN	37/38	16/22	72.7%	56	85
20t	Moody	SF	23/23	20/26	76.9%	53	83
20t	Slye	NE	17/18	22/28	78.6%	63	83
22	Pineiro	CAR	21/22	20/23	87.0%	53	81
23	*Karty	LAR	29/32	17/22	77.3%	55	80
24	Butker	KC	21/22	18/20	90.0%	53	75
25	*C. Little	JAX	20/20	18/20	90.0%	59	74
26	Ryland	ARI	15/15	19/23	82.6%	57	72
27	*Reichard	MIN	29/29	14/17	82.4%	58	71
28	Santos	CHI	20/21	16/20	80.0%	54	68
29	Hopkins	CLE	16/18	16/25	64.0%	56	64
30	McManus	GB	20/20	11/12	91.7%	51	53
31	*Narveson	GB	16/16	12/17	70.6%	47	52
32	Joseph	DET-NYG	6/6	13/16	81.3%	52	45
33	Carlson	SF-NYJ	9/11	11/11	100.0%	58	42
34t	Romo	MIN	7/8	11/12	91.7%	55	40
34t	Zuerlein	NYJ	13/14	9/15	60.0%	40	40
36	Wright	SF-KC	5/5	11/12	91.7%	50	38
37	Prater	ARI	10/10	6/6	100.0%	57	28
38	*Shrader	IND-NYJ-KC	9/9	5/5	100.0%	45	24
39	Gano	NYG	5/5	6/8	75.0%	50	23
40	Gonzalez	WAS	10/10	3/5	60.0%	48	19
41	York	WAS-CIN	5/5	2/4	50.0%	37	11
42	*McAtamney	NYG	1/1	1/1	100.0%	31	4
43t	Patterson	NYJ-ATL	3/3	0/0	---	---	3
43t	Wishnowsky	SF	0/0	1/1	100.0%	26	3
45	Gillan	NYG	0/1	0/0	---	---	0

2024 NATIONAL FOOTBALL LEAGUE

2024 NATIONAL FOOTBALL LEAGUE

NFL TOUCHBACKS ON KICKOFFS

RANK	PLAYER	TEAM	TB
1	Bates	DET	67
2	Tucker	BAL	60
3	Bass	BUF	57
4	McPherson	CIN	54
5	Evans	LAR	53
6	Mann	PHI	52
7	Lutz	DEN	50
8	Sanders	MIA	48
9	C. Little	JAX	47
10t	Gay	IND	46
10t	Reichard	MIN	46
12t	Boswell	PIT	45
12t	Dicker	LAC	45
14	Fairbairn	HOU	40
15	Butker	KC	39
16t	Gill	TB	38
16t	Moody	SF	38
16t	Slye	NE	38
19t	Myers	SEA	36
19t	Pinion	ATL	36
19t	Ryland	ARI	36
22	Folk	TEN	34
23t	Carlson	LV	33
23t	Santos	CHI	33
25	Hopkins	CLE	32
26	Aubrey	DAL	30
27	Zuerlein	NYJ	28
28t	Joseph	DET-NYG	23
28t	Pineiro	CAR	23
30	McManus	GB	21
31	Romo	MIN	19
32t	Camarda	TB	18
32t	Grupe	NO	18
34t	Narveson	GB	17
34t	Prater	ARI	17
34t	Shrader	IND-NYJ-KC	17
37	Seibert	WAS	14
38	Gano	NYG	12
39	Carlson	SF-NYJ	9
40	York	WAS-CIN	7
41t	Karty	LAR	5
41t	Koo	ATL	5
43	McAtamney	NYG	4
44t	Browning	TB	3
44t	Gonzalez	WAS	3
46t	Gillan	NYG	2
46t	Wright	SF-KC	2
48t	Elliott	PHI	1

2024 NATIONAL FOOTBALL LEAGUE

NFL TOUCHBACKS ON KICKOFFS

RANK	PLAYER	TEAM	TB
48t	Reid	KC	1

2024 NATIONAL FOOTBALL LEAGUE

NFL MOST YARDS FROM SCRIMMAGE

RANK	PLAYER	TEAM	POS	TOTAL			RUSHING			RECEIVING		
				YDS	PLAYS	AVG	YDS	ATT	AVG	YDS	ATT	AVG
1	Barkley	PHI	RB	1890	295	6.4	1623	266	6.1	267	29	9.2
2	Henry	BAL	RB	1532	253	6.1	1407	240	5.9	125	13	9.6
3	Kamara	NO	RB	1423	287	5.0	938	223	4.2	485	64	7.6
4	Robinson	ATL	RB	1378	268	5.1	977	215	4.5	401	53	7.6
5	Chase	CIN	WR	1344	95	14.1	25	2	12.5	1319	93	14.2
6	Gibbs	DET	RB	1328	212	6.3	1016	178	5.7	312	34	9.2
7	Jacobs	GB	RB	1313	266	4.9	1053	239	4.4	260	27	9.6
8	Conner	ARI	RB	1196	237	5.0	863	201	4.3	333	36	9.3
9	A. Jones	MIN	RB	1195	234	5.1	893	197	4.5	302	37	8.2
10	Jefferson	MIN	WR	1173	76	15.4	3	1	3.0	1170	75	15.6
11	Pollard	TEN	RB	1170	252	4.6	937	213	4.4	233	39	6.0
12	K. Williams	LAR	RB	1168	279	4.2	1013	251	4.0	155	28	5.5
13	Hubbard	CAR	RB	1152	250	4.6	1011	215	4.7	141	35	4.0
14	Mixon	HOU	RB	1131	232	4.9	887	205	4.3	244	27	9.0
15	Harris	PIT	RB	1126	252	4.5	877	223	3.9	249	29	8.6
16	Hall	NYJ	RB	1093	210	5.2	692	164	4.2	401	46	8.7
17	Montgomery	DET	RB	1081	212	5.1	771	180	4.3	310	32	9.7
18	Achane	MIA	RB	1074	216	5.0	600	153	3.9	474	63	7.5
19	Swift	CHI	RB	1057	227	4.7	742	193	3.8	315	34	9.3
20	Lamb	DAL	WR	1043	99	10.5	70	14	5.0	973	85	11.4
21	C. Brown	CIN	RB	1037	210	4.9	735	166	4.4	302	44	6.9
22	*Irving	TB	RB	1035	173	6.0	735	137	5.4	300	36	8.3
23	*Bowers	LV	TE	947	91	10.4	14	4	3.5	933	87	10.7
24	Jeady	CLE	WR	944	59	16.0	0	0	---	944	59	16.0
25	Dowdle	DAL	RB	936	185	5.1	731	152	4.8	205	33	6.2
26	Smith-Njigba	SEA	WR	928	78	11.9	17	3	5.7	911	75	12.1
27	Cook	BUF	RB	927	185	5.0	723	157	4.6	204	28	7.3
28	Taylor	IND	RB	922	200	4.6	804	186	4.3	118	14	8.4
29	Flowers	BAL	WR	907	67	13.5	44	7	6.3	863	60	14.4
30	Dobbins	LAC	RB	900	186	4.8	766	158	4.8	134	28	4.8
31	McLaurin	WAS	WR	898	63	14.3	2	2	1.0	896	61	14.7
32	Wilson	NYJ	WR	882	82	10.8	5	1	5.0	877	81	10.8
33	*B. Thomas	JAX	WR	881	59	14.9	30	5	6.0	851	54	15.8
34t	Mason	SF	RB	880	164	5.4	789	153	5.2	91	11	8.3
34t	*Tracy	NYG	RB	880	170	5.2	664	141	4.7	216	29	7.4
36	Mooney	ATL	WR	873	57	15.3	0	0	---	873	57	15.3
37	St. Brown	DET	WR	869	83	10.5	6	2	3.0	863	81	10.7
38	D. London	ATL	WR	863	76	11.4	-3	1	-3.0	866	75	11.5
39	McBride	ARI	TE	853	81	10.5	2	1	2.0	851	80	10.6
40	Sutton	DEN	WR	846	63	13.4	0	0	---	846	63	13.4
41	Pickens	PIT	WR	844	57	14.8	-6	2	-3.0	850	55	15.5
42	A. Brown	PHI	WR	836	48	17.4	0	0	---	836	48	17.4
43	Collins	HOU	WR	832	49	17.0	0	0	---	832	49	17.0
44	White	TB	RB	831	161	5.2	509	120	4.2	322	41	7.9
45	T. Hill	MIA	WR	822	73	11.3	53	8	6.6	769	65	11.8
46t	*Nabers	NYG	WR	821	85	9.7	2	5	0.4	819	80	10.2
46t	Reed	GB	WR	821	57	14.4	128	13	9.8	693	44	15.8
48	*McConkey	LAC	WR	815	58	14.1	0	0	---	815	58	14.1
49	Walker	SEA	RB	813	183	4.4	542	145	3.7	271	38	7.1
50	Metcalf	SEA	WR	812	54	15.0	0	0	---	812	54	15.0

2024 NATIONAL FOOTBALL LEAGUE

NFL LEADERS IN FIRST DOWNS

RANK	PLAYER	TEAM	POS	TOTAL	RUSH	REC
1t	Barkley	PHI	RB	76	64	12
1t	K. Williams	LAR	RB	76	70	6
3	Henry	BAL	RB	71	64	7
4	Conner	ARI	RB	70	57	13
5	Kamara	NO	RB	68	52	16
6t	Jacobs	GB	RB	66	55	11
6t	Robinson	ATL	RB	66	48	18
8	Montgomery	DET	RB	64	50	14
9	Gibbs	DET	RB	62	47	15
10	Chase	CIN	WR	60	2	58
11	Hubbard	CAR	RB	59	52	7
12t	Hurts	PHI	QB	56	56	0
12t	Mixon	HOU	RB	56	46	10
14	Pollard	TEN	RB	54	45	9
15t	Harris	PIT	RB	52	41	11
15t	St. Brown	DET	WR	52	1	51
17	Achane	MIA	RB	51	27	24
18t	C. Brown	CIN	RB	50	32	18
18t	Jefferson	MIN	WR	50	0	50
18t	A. Jones	MIN	RB	50	37	13
21t	D. London	ATL	WR	49	0	49
21t	Taylor	IND	RB	49	42	7
23t	*Bowers	LV	TE	48	2	46
23t	Dowdle	DAL	RB	48	36	12
23t	Lamb	DAL	WR	48	4	44
23t	Wilson	NYJ	WR	48	1	47
27t	*Irving	TB	RB	47	35	12
27t	McBride	ARI	TE	47	1	46
29	Cook	BUF	RB	46	36	10
30t	Dobbins	LAC	RB	45	39	6
30t	Smith-Njigba	SEA	WR	45	1	44
32t	T. Hill	MIA	WR	44	2	42
32t	*Nabers	NYG	WR	44	1	43
32t	Sutton	DEN	WR	44	0	44
32t	Walker	SEA	RB	44	26	18
36t	Mason	SF	RB	43	37	6
36t	McLaurin	WAS	WR	43	0	43
36t	J. Smith	MIA	TE	43	0	43
36t	White	TB	RB	43	27	16
40t	Jeudy	CLE	WR	42	0	42
40t	Mooney	ATL	WR	42	0	42
42t	A. Brown	PHI	WR	41	0	41
42t	*Tracy	NYG	RB	41	31	10
44t	Allen	BUF	QB	40	39	1
44t	Flowers	BAL	WR	40	1	39
44t	Hall	NYJ	RB	40	28	12
44t	Hunt	KC	RB	40	31	9
44t	Meyers	LV	WR	40	1	39
44t	Swift	CHI	RB	40	31	9
50t	Nacua	LAR	WR	39	2	37
50t	Robinson	WAS	RB	39	36	3
50t	*B. Thomas	JAX	WR	39	2	37

2024 NATIONAL FOOTBALL LEAGUE

NFL PUNTING YARDS LEADERS

RANK	PLAYER	TEAM	POS	PUNTS	YARDS	LONG	AVG	TB	BLK	DWN	OB	RETURNS		IN20	NET AVG
												TOT	YDS		
1	Cole	LV	P	48	2482	70	51.7	6	1	6	9	18	214	19	43.8
2	Cooke	JAX	P	52	2660	73	51.2	3	0	0	10	22	202	27	46.1
3	Fox	DET	P	39	1979	68	50.7	4	0	5	1	15	94	20	46.3
4	Stonehouse	TEN	P	60	3035	75	50.6	5	2	2	3	41	604	18	37.6
5	Baringer	NE	P	58	2912	75	50.2	8	0	5	3	28	375	25	41.0
6	Mann	PHI	P	43	2156	70	50.1	5	1	7	4	21	149	15	43.3
7	Bojorquez	CLE	P	69	3458	84	50.1	6	0	11	9	28	428	31	42.2
8	Sanchez	IND	P	54	2702	65	50.0	4	0	2	3	24	270	22	43.6
9	Gillikin	ARI	P	38	1887	63	49.7	1	0	6	2	16	183	19	44.3
10	Araiza	KC	P	41	2024	67	49.4	5	0	5	0	19	213	17	41.7
11	*Rehkw	CIN	P	44	2168	80	49.3	5	0	4	2	21	182	21	42.9
12	Dickson	SEA	P	55	2699	68	49.1	7	0	5	6	25	223	22	42.5
13	*T. Taylor	CHI	P	63	3067	68	48.7	3	0	6	5	36	386	23	41.6
14	Morstead	NYJ	P	53	2547	75	48.1	7	0	4	6	24	210	16	41.5
15	Anger	DAL	P	47	2250	62	47.9	3	0	5	1	22	272	18	40.8
16	Stout	BAL	P	42	2010	70	47.9	3	0	3	6	21	163	15	42.5
17	Townsend	HOU	P	59	2814	66	47.7	4	1	10	5	19	81	33	44.2
18	Martin	BUF	P	42	2001	65	47.6	4	1	4	5	18	162	20	40.9
19	Pinion	ATL	P	36	1715	65	47.6	2	0	3	2	19	258	9	39.4
20	Dixon	DEN	P	60	2828	65	47.1	3	0	9	6	24	190	27	43.0
21	Bailey	MIA	P	41	1932	59	47.1	3	1	3	13	15	157	17	40.8
22	Waitman	PIT	P	46	2162	71	47.0	5	0	4	6	18	88	20	42.9
23	Scott	LAC	P	63	2957	67	46.9	3	0	6	9	26	243	25	42.1
24	Whelan	GB	P	43	2017	74	46.9	3	0	5	4	16	123	20	42.7
25	Way	WAS	P	37	1722	74	46.5	2	0	6	4	17	118	16	42.3
26	R. Wright	MIN	P	43	1974	66	45.9	5	0	5	6	19	128	22	40.6
27	Hekker	CAR	P	56	2544	65	45.4	2	0	13	3	20	150	18	42.0
28	Evans	LAR	P	39	1724	67	44.2	2	0	6	9	13	115	21	40.2
29	Gillan	NYG	P	42	1854	67	44.1	2	0	4	7	14	100	22	40.8
30	*Hayball	NO	P	57	2496	59	43.8	3	0	6	6	22	169	31	39.8

2024 NATIONAL FOOTBALL LEAGUE

NFL NET PUNTING YARDS LEADERS

RANK	PLAYER	TEAM	POS	PUNTS	YARDS	LONG	AVG	TB	BLK	DWN	OB	RETURNS		IN20	NET AVG
												TOT	YDS		
1	Fox	DET	P	39	1979	68	50.7	4	0	5	1	15	94	20	46.3
2	Cooke	JAX	P	52	2660	73	51.2	3	0	0	10	22	202	27	46.1
3	Gillikin	ARI	P	38	1887	63	49.7	1	0	6	2	16	183	19	44.3
4	Townsend	HOU	P	59	2814	66	47.7	4	1	10	5	19	81	33	44.2
5	Cole	LV	P	48	2482	70	51.7	6	1	6	9	18	214	19	43.8
6	Sanchez	IND	P	54	2702	65	50.0	4	0	2	3	24	270	22	43.6
7	Mann	PHI	P	43	2156	70	50.1	5	1	7	4	21	149	15	43.3
8	Dixon	DEN	P	60	2828	65	47.1	3	0	9	6	24	190	27	43.0
9	Waitman	PIT	P	46	2162	71	47.0	5	0	4	6	18	88	20	42.9
10	*Rehkov	CIN	P	44	2168	80	49.3	5	0	4	2	21	182	21	42.9
11	Whelan	GB	P	43	2017	74	46.9	3	0	5	4	16	123	20	42.7
12	Stout	BAL	P	42	2010	70	47.9	3	0	3	6	21	163	15	42.5
13	Dickson	SEA	P	55	2699	68	49.1	7	0	5	6	25	223	22	42.5
14	Way	WAS	P	37	1722	74	46.5	2	0	6	4	17	118	16	42.3
15	Bojorquez	CLE	P	69	3458	84	50.1	6	0	11	9	28	428	31	42.2
16	Scott	LAC	P	63	2957	67	46.9	3	0	6	9	26	243	25	42.1
17	Hekker	CAR	P	56	2544	65	45.4	2	0	13	3	20	150	18	42.0
18	Araiza	KC	P	41	2024	67	49.4	5	0	5	0	19	213	17	41.7
19	*T. Taylor	CHI	P	63	3067	68	48.7	3	0	6	5	36	386	23	41.6
20	Morstead	NYJ	P	53	2547	75	48.1	7	0	4	6	24	210	16	41.5
21	Baringer	NE	P	58	2912	75	50.2	8	0	5	3	28	375	25	41.0
22	Martin	BUF	P	42	2001	65	47.6	4	1	4	5	18	162	20	40.9
23	Bailey	MIA	P	41	1932	59	47.1	3	1	3	13	15	157	17	40.8
24	Gillan	NYG	P	42	1854	67	44.1	2	0	4	7	14	100	22	40.8
25	Anger	DAL	P	47	2250	62	47.9	3	0	5	1	22	272	18	40.8
26	R. Wright	MIN	P	43	1974	66	45.9	5	0	5	6	19	128	22	40.6
27	Evans	LAR	P	39	1724	67	44.2	2	0	6	9	13	115	21	40.2
28	*Hayball	NO	P	57	2496	59	43.8	3	0	6	6	22	169	31	39.8
29	Pinion	ATL	P	36	1715	65	47.6	2	0	3	2	19	258	9	39.4
30	Stonehouse	TEN	P	60	3035	75	50.6	5	2	2	3	41	604	18	37.6

2024 NATIONAL FOOTBALL LEAGUE

2024 NATIONAL FOOTBALL LEAGUE

NFL PUNT RETURN LEADERS

RANK	PLAYER	TEAM	POS	RET	FC	YDS	AVG	LONG	TD
1	M. Jones	NE	CB	25	8	380	15.2	62	0
2	Raymond	DET	WR	27	9	390	14.4	90t	1
3	Mims	DEN	WR	23	16	311	13.5	38	0
4	*Codrington	BUF	DB	22	6	261	11.9	29	0
5	Austin	PIT	WR	23	14	259	11.3	73t	1
6	Darden	CLE-SEA	WR	23	6	248	10.8	28	0
7	Zaccheaus	WAS	WR	17	14	179	10.5	24	0
8	Hardman	KC	WR	20	9	203	10.2	55	0
9	Downs	IND	WR	16	7	161	10.1	23	0
10	Carter	CHI	WR	17	9	158	9.3	38	0
11	Blackshear	CAR	RB	17	3	145	8.5	16	0
12	Gipson	NYJ	WR	28	14	230	8.2	40	0
13	*Cowing	SF	WR	21	7	171	8.1	30	0
14	*Jackson	TEN	WR	28	7	215	7.7	20	0
15	Smith-Marsette	NYG	WR	26	13	197	7.6	22	0
16	Powell	MIN	WR	19	9	141	7.4	15	0
17	Sims	HOU	WR	16	8	99	6.2	19	0

2024 NATIONAL FOOTBALL LEAGUE

NFL KICKOFF RETURN LEADERS

RANK	PLAYER	TEAM	POS	RET	YDS	AVG	LONG	TD
1	Turpin	DAL	WR	21	762	36.3	99t	1
2	Ekeler	WAS	RB	19	594	31.3	62	0
3	Shenault	SEA-LAC	WR	16	459	28.7	97t	1
4	Gray	NYG	RB	20	517	25.9	36	0
5	*Jackson	TEN	WR	16	412	25.8	34	0
6	Blackshear	CAR	RB	28	705	25.2	43	0

2024 NATIONAL FOOTBALL LEAGUE

2024 NATIONAL FOOTBALL LEAGUE

NFL INTERCEPTION LEADERS

RANK	PLAYER	TEAM	POS	INT	YARDS	AVG	LONG	TD
1t	K. Joseph	DET	SAF	7	60	8.6	33	1
1t	McKinney	GB	SAF	7	111	15.9	48	0
3	B. Murphy	MIN	CB	6	2	0.3	2	0
4t	Humphrey	BAL	CB	5	0	0.0	0	0
4t	Jackson	PIT	CB	5	88	17.6	49	0
6t	Branch	DET	SAF	4	48	12.0	47	0
6t	*Bullock	HOU	SAF	4	28	7.0	28	0
6t	Hooker	TEN	SAF	4	49	12.3	30	0
6t	*McCollough	LAR	DB	4	6	1.5	4t	1
10t	Adebo	NO	CB	3	68	22.7	47	0
10t	*Bishop	PIT	CB	3	46	15.3	41	0
10t	Blankenship	PHI	SAF	3	1	0.3	1	0
10t	Bryant	SEA	CB	3	87	29.0	69t	1
10t	Bynum	MIN	SS	3	3	1.0	3	0
10t	Gardner-Johnson	PHI	SAF	3	15	5.0	15	0
10t	*Kinchens	LAR	SAF	3	112	37.3	103t	1
10t	*Lassiter	HOU	CB	3	9	3.0	9	0
10t	Mathieu	NO	FS	3	29	9.7	23	0
10t	Molden	LAC	CB	3	28	9.3	25	0
10t	*Still	LAC	DB	3	67	22.3	61t	1
10t	Stingley	HOU	CB	3	38	12.7	31	0
10t	Surtain	DEN	CB	3	128	42.7	100t	1
10t	Woods	CAR	FS	3	70	23.3	33	0
24t	Alexander	GB	CB	2	52	26.0	35t	1
24t	Barton	DEN	LB	2	71	35.5	56	0
24t	Bates	ATL	SS	2	0	0.0	0	0
24t	Bernard	BUF	LB	2	1	0.5	1	0
24t	Blackmon	IND	SAF	2	17	8.5	17	0
24t	Conner	KC	DB	2	32	16.0	29	0
24t	Cross	IND	SAF	2	20	10.0	20	0
24t	Davis	DET	CB	2	0	0.0	0	0
24t	Diggs	DAL	CB	2	1	0.5	1	0
24t	Echols	NYJ	CB	2	0	0.0	0	0
24t	Gonzalez	NE	CB	2	2	1.0	2	0
24t	Griffin	MIN	CB	2	28	14.0	28	0
24t	Grugier-Hill	MIN	OLB	2	5	2.5	5	0
24t	Hamlin	BUF	SS	2	19	9.5	19	0
24t	Hooker	DAL	FS	2	20	10.0	21	0
24t	Ingram	BUF	DB	2	56	28.0	31t	1
24t	A. Johnson	BUF	NT	2	9	4.5	5	0
24t	J. Johnson	CHI	CB	2	11	5.5	9	0
24t	Ta. Johnson	BUF	CB	2	23	11.5	23t	1
24t	B. Jones	DEN	SAF	2	74	37.0	37	0
24t	Jones	LV	CB	2	53	26.5	29t	1
24t	Jones	IND	DB	2	5	2.5	5	0
24t	Lenoir	SF	CB	2	33	16.5	33	0
24t	Love	SEA	FS	2	26	13.0	26	0
24t	McCollum	TB	CB	2	4	2.0	4	0
24t	McMillian	DEN	CB	2	44	22.0	44t	1
24t	Metellus	MIN	SAF	2	16	8.0	12	0
24t	Moehrig	LV	SAF	2	28	14.0	16	0
24t	Ramsey	MIA	CB	2	7	3.5	7	0
24t	Rapp	BUF	FS	2	5	2.5	5	0
24t	Smith	MIN	FS	2	0	0.0	0	0
24t	*Smith	TB	DB	2	0	0.0	0	0

2024 NATIONAL FOOTBALL LEAGUE

NFL INTERCEPTION LEADERS

RANK	PLAYER	TEAM	POS	INT	YARDS	AVG	LONG	TD
24t	Stone	CIN	SAF	2	49	24.5	49	0
24t	Taylor-Britt	CIN	CB	2	51	25.5	51t	1
24t	Terrell	ATL	CB	2	1	0.5	1	0
24t	Van Ginkel	MIN	OLB	2	73	36.5	63t	2
24t	Ward	CLE	CB	2	0	0.0	0	0
24t	Ward	HOU	SAF	2	67	33.5	65t	1
24t	Warner	SF	MLB	2	70	35.0	45t	1
24t	G. Williams	ARI	CB	2	0	0.0	0	0
24t	Woolen	SEA	CB	2	4	2.0	4	0

2024 NATIONAL FOOTBALL LEAGUE

NFL SACK LEADERS

RANK	PLAYER	TEAM	POS	SACKS
1	Hendrickson	CIN	DE	12.5
2t	Bonitto	DEN	LB	11.0
2t	Garrett	CLE	DE	11.0
4	Hunter	HOU	DE	10.5
5t	Greenard	MIN	LB	10.0
5t	McDonald	NYJ	DE	10.0
7t	Anderson	HOU	DE	9.5
7t	Watt	PIT	OLB	9.5
9t	Lawrence	NYG	DT	9.0
9t	Van Ginkel	MIN	OLB	9.0
11t	Floyd	SF	DE	8.5
11t	Fowler	WAS	LB	8.5
11t	Walker	JAX	DE	8.5
14t	Cooper	DEN	LB	8.0
14t	Ca. Heyward	PIT	DT	8.0
14t	Luvu	WAS	LB	8.0
14t	Oweh	BAL	LB	8.0
14t	Z. Smith	CLE-DET	DE	8.0
14t	Van Noy	BAL	MLB	8.0
20t	Bresee	NO	DT	7.5
20t	Crosby	LV	DE	7.5
20t	Hutchinson	DET	DE	7.5
20t	Tuipulotu	LAC	LB	7.5
24t	Bosa	SF	DE	7.0
24t	Burns	NYG	LB	7.0
24t	Hines-Allen	JAX	DE	7.0
24t	P. Jones	MIN	LB	7.0
24t	Landry	TEN	LB	7.0
24t	Sweat	PHI	LB	7.0
24t	L. Williams	SEA	DE	7.0
31t	Key	TEN	LB	6.5
31t	Parsons	DAL	LB	6.5
31t	Rousseau	BUF	DE	6.5
34t	*Fiske	LAR	DT	6.0
34t	D. Hall	SEA	LB	6.0
34t	Kancey	TB	DT	6.0
34t	Ojulari	NYG	LB	6.0
34t	Paye	IND	DE	6.0
34t	Sieler	MIA	DE	6.0
34t	Vea	TB	DT	6.0
34t	Quin. Williams	NYJ	NT	6.0
34t	Young	LAR	LB	6.0
43t	Buckner	IND	DT	5.5
43t	Gary	GB	DE	5.5
45t	Allen	DEN	DE	5.0
45t	Collins	SF	DT	5.0
45t	Dexter	CHI	DT	5.0
45t	Dupree	LAC	OLB	5.0
45t	*Elliss	DEN	LB	5.0
45t	Epenesa	BUF	DE	5.0
45t	Franklin-Myers	DEN	DE	5.0
45t	Ch. Jones	KC	DT	5.0
45t	Karlaftis	KC	DE	5.0
45t	Mack	LAC	OLB	5.0
45t	Madubuike	BAL	DT	5.0

2024 NATIONAL FOOTBALL LEAGUE

NFL SACK LEADERS

RANK	PLAYER	TEAM	POS	SACKS
45t	Mafe	SEA	LB	5.0
45t	Overshown	DAL	LB	5.0
45t	Settle	HOU	DT	5.0
45t	Turner	LAR	DT	5.0
45t	White	NE	DE	5.0
45t	Williams	PHI	DT	5.0
45t	Wise	NE	DE	5.0

2024 NATIONAL FOOTBALL LEAGUE

NFL LEADERS IN FUMBLE RECOVERIES

RANK	PLAYER	TEAM	POS	TOTAL	OWN TEAM	OPP TEAM
1	Mayfield	TB	QB	7	7	0
2	Richardson	IND	QB	6	6	0
3t	L. Jackson	BAL	QB	5	5	0
3t	G. Smith	SEA	QB	5	5	0
5t	Rush	DAL	QB	4	4	0
5t	Stevenson	NE	RB	4	4	0
7t	Carr	NO	QB	3	3	0
7t	D. Elliott	PIT	DB	3	0	3
7t	Fields	PIT	QB	3	3	0
7t	Herbert	LAC	QB	3	3	0
7t	*Irving	TB	RB	3	3	0
7t	Levis	TEN	QB	3	3	0
7t	Mason	SF	RB	3	3	0
7t	K. Murray	ARI	QB	3	3	0
7t	Robinson	ATL	RB	3	3	0
7t	Rodgers	NYJ	QB	3	3	0
7t	Stafford	LAR	QB	3	3	0
7t	Walker	SEA	RB	3	3	0
19t	Allegretti	WAS	OG	2	2	0
19t	Barkley	PHI	RB	2	2	0
19t	Bitonio	CLE	OG	2	2	0
19t	Brissett	NE	QB	2	2	0
19t	K. Brooks	GB	DT	2	0	2
19t	Burrow	CIN	QB	2	2	0
19t	Byard	CHI	FS	2	0	2
19t	Chinn	WAS	SAF	2	0	2
19t	Clark	GB	NT	2	0	2
19t	Collins	SF	DT	2	0	2
19t	Conklin	NYJ	TE	2	2	0
19t	Dalton	CAR	QB	2	2	0
19t	Davidson	NYG	DT	2	0	2
19t	Davis	DET	CB	2	0	2
19t	Davis	LAC	WR	2	2	0
19t	Dean	PHI	LB	2	0	2
19t	Dexter	CHI	DT	2	0	2
19t	Edwards	HOU	DE	2	0	2
19t	*Fiske	LAR	DT	2	0	2
19t	Gay	NO	LB	2	0	2
19t	Goff	DET	QB	2	2	0
19t	Gordon	CHI	CB	2	0	2
19t	Hicks	CHI	SAF	2	0	2
19t	Hurts	PHI	QB	2	2	0
19t	*Jackson	TEN	WR	2	2	0
19t	Jenkins	CHI	OT	2	2	0
19t	Jewell	CAR	ILB	2	0	2
19t	M. Jones	NE	CB	2	1	1
19t	Lammons	IND	DB	2	0	2
19t	*Latham	TEN	OT	2	2	0
19t	Love	GB	QB	2	2	0
19t	Luvu	WAS	LB	2	0	2
19t	McBride	ARI	TE	2	2	0
19t	Melton	GB	WR	2	1	1
19t	Montgomery	DET	RB	2	2	0
19t	*Nix	DEN	QB	2	2	0
19t	Okereke	NYG	ILB	2	0	2

2024 NATIONAL FOOTBALL LEAGUE

NFL LEADERS IN FUMBLE RECOVERIES

RANK	PLAYER	TEAM	POS	TOTAL	OWN TEAM	OPP TEAM
19t	Otton	TB	TE	2	2	0
19t	Pratt	CIN	LB	2	0	2
19t	Prescott	DAL	QB	2	2	0
19t	Rudolph	TEN	QB	2	2	0
19t	Simmons	TEN	DT	2	0	2
19t	Skowronek	PIT	WR	2	0	2
19t	Tolbert	DAL	WR	2	2	0
19t	Tuttle	CAR	DT	2	0	2
19t	Wagner	WAS	MLB	2	0	2
19t	Walker	WAS	LB	2	1	1
19t	Warren	PIT	RB	2	2	0
19t	Watt	PIT	OLB	2	0	2
19t	Williams	BUF	LB	2	0	2
19t	Quin. Williams	NYJ	OLB	2	0	2
19t	L. Wilson	CIN	LB	2	0	2
19t	*P. Wilson	PIT	LB	2	0	2
19t	Winston	CLE	QB	2	2	0
19t	Wyatt	GB	DT	2	0	2
19t	Yiadam	SF	CB	2	1	1
19t	Zaccheaus	WAS	WR	2	2	0

2024 NATIONAL FOOTBALL LEAGUE

NFL LEADERS IN RECOVERIES OF FUMBLES BY OWN TEAM

RANK	PLAYER	TEAM	POS	REC	YARDS	AVG	LONG	TD
1	Mayfield	TB	QB	7	0	0.0	0t	0
2	Richardson	IND	QB	6	0	0.0	0t	0
3t	L. Jackson	BAL	QB	5	-7	-1.4	0t	0
3t	G. Smith	SEA	QB	5	0	0.0	0t	0
5t	Rush	DAL	QB	4	0	0.0	0t	0
5t	Stevenson	NE	RB	4	0	0.0	0t	0
7t	Carr	NO	QB	3	0	0.0	0t	0
7t	Fields	PIT	QB	3	0	0.0	0t	0
7t	Herbert	LAC	QB	3	0	0.0	0t	0
7t	*Irving	TB	RB	3	0	0.0	0t	0
7t	Levis	TEN	QB	3	0	0.0	0t	0
7t	Mason	SF	RB	3	-2	-0.7	0t	0
7t	K. Murray	ARI	QB	3	0	0.0	0t	0
7t	Robinson	ATL	RB	3	0	0.0	0t	0
7t	Rodgers	NYJ	QB	3	0	0.0	0t	0
7t	Stafford	LAR	QB	3	0	0.0	0t	0
7t	Walker	SEA	RB	3	-3	-1.0	0t	0
18t	Allegretti	WAS	OG	2	0	0.0	0t	0
18t	Barkley	PHI	RB	2	0	0.0	0t	0
18t	Bitonio	CLE	OG	2	0	0.0	0t	0
18t	Brissett	NE	QB	2	0	0.0	0t	0
18t	Burrow	CIN	QB	2	0	0.0	0t	0
18t	Conklin	NYJ	TE	2	-3	-1.5	0t	0
18t	Dalton	CAR	QB	2	0	0.0	0t	0
18t	Davis	LAC	WR	2	0	0.0	0t	0
18t	Goff	DET	QB	2	0	0.0	0t	0
18t	Hurts	PHI	QB	2	0	0.0	0t	0
18t	*Jackson	TEN	WR	2	0	0.0	0t	0
18t	Jenkins	CHI	OT	2	0	0.0	0t	0
18t	*Latham	TEN	OT	2	4	2.0	4	0
18t	Love	GB	QB	2	0	0.0	0t	0
18t	McBride	ARI	TE	2	0	0.0	0t	1
18t	Montgomery	DET	RB	2	0	0.0	0t	0
18t	*Nix	DEN	QB	2	0	0.0	0t	0
18t	Otton	TB	TE	2	0	0.0	0t	0
18t	Prescott	DAL	QB	2	0	0.0	0t	0
18t	Rudolph	TEN	QB	2	0	0.0	0t	0
18t	Tolbert	DAL	WR	2	0	0.0	0t	0
18t	Warren	PIT	RB	2	0	0.0	0t	0
18t	Winston	CLE	QB	2	0	0.0	0t	0
18t	Zaccheaus	WAS	WR	2	0	0.0	0t	0

2024 NATIONAL FOOTBALL LEAGUE

NFL LEADERS IN RECOVERIES OF FUMBLES BY OPPOSING TEAM

RANK	PLAYER	TEAM	POS	REC	YARDS	AVG	LONG	TD
1	D. Elliott	PIT	DB	3	10	3.3	10	0
2t	K. Brooks	GB	DT	2	0	0.0	0t	0
2t	Byard	CHI	FS	2	0	0.0	0t	0
2t	Chinn	WAS	SAF	2	0	0.0	0t	0
2t	Clark	GB	NT	2	0	0.0	0t	0
2t	Collins	SF	DT	2	0	0.0	0t	0
2t	Davidson	NYG	DT	2	0	0.0	0t	0
2t	Davis	DET	CB	2	49	24.5	49	0
2t	Dean	PHI	LB	2	0	0.0	0t	0
2t	Dexter	CHI	DT	2	0	0.0	0t	0
2t	Edwards	HOU	DE	2	0	0.0	0t	0
2t	*Fiske	LAR	DT	2	8	4.0	8	0
2t	Gay	NO	LB	2	4	2.0	4	0
2t	Gordon	CHI	CB	2	0	0.0	0t	0
2t	Hicks	CHI	SAF	2	28	14.0	19	0
2t	Jewell	CAR	ILB	2	0	0.0	0t	0
2t	Lammons	IND	DB	2	3	1.5	3	0
2t	Luvu	WAS	LB	2	5	2.5	5	0
2t	Okereke	NYG	ILB	2	1	0.5	1	0
2t	Pratt	CIN	LB	2	9	4.5	9	0
2t	Simmons	TEN	DT	2	0	0.0	0t	0
2t	Skowronek	PIT	WR	2	0	0.0	0t	0
2t	Tuttle	CAR	DT	2	0	0.0	0t	0
2t	Wagner	WAS	MLB	2	0	0.0	0t	0
2t	Watt	PIT	OLB	2	0	0.0	0t	0
2t	Williams	BUF	LB	2	0	0.0	0t	0
2t	Quin. Williams	NYJ	OLB	2	15	7.5	15	0
2t	L. Wilson	CIN	LB	2	10	5.0	10	0
2t	*P. Wilson	PIT	LB	2	22	11.0	21t	1
2t	Wyatt	GB	DT	2	0	0.0	0t	0

2024 NATIONAL FOOTBALL LEAGUE

NFL OFFENSIVE RANKS

BAL	BUF	CIN	CLE	DEN	HOU	IND	JAX	KC	LAC	LV	MIA	NE	NYJ	PIT	TEN		ARI	ATL	CAR	CHI	DAL	DET	GB	LAR	MIN	NO	NYG	PHI	SEA	SF	TB	WAS
1	10	9	22	21	18	23	28	16	24	25	19	31	27	17	29	TotYd/G	12	8	30	32	20	2	6	15	11	14	26	7	13	4	3	5
1	6	9	30	19	20	16	18	23	17	28	21	29	24	22	27	TotYd/P	8	10	26	32	25	4	3	14	11	15	31	12	13	2	5	7
2	11	29	30	20	16	14	26	21	19	32	24	13	31	9	18	RusYd/G	6	12	22	23	28	4	5	25	17	10	15	1	27	7	8	3
1	10	20	31	19	18	12	16	26	21	32	30	9	25	29	17	RusAvg	3	15	14	23	28	8	7	27	22	13	11	2	24	6	4	5
5	12	1	15	21	17	26	24t	13	24t	16	14	32	19t	23	29	PasYd/G	22	2	27	30	11	4	10	9	8	19t	28	31	3	7	6	18
1	5	9	29	21	23	19	20	22	17	26	18	30	24	12	28	PasAvg	13	7	27	31	25	4	2	11	6	16	32	14	15	3	10	8
2	7	6	25	12	16	32	26	19	1	24	4	17	11	3	30	%PasInt	15	31	29	5	18	20	28	10	22	14	13	8	21	23	27	9
4	1	14	28	2	25	10	9	19	26	22	17	27	15	24	31	Sac/PasP	6	7	5	32	13	11	3	12	29	8	23	30	21	16	18	20
2	8	7	22	26	19	27t	31	5	30	23	12t	29	25	17	27t	1D/G	14t	11	32	24	18	1	16	6	10	21	20	9	14t	12t	3	4
3	9	5	32	18	21	23	31	1	15	29	14	25	13	12	26	3D Eff	11	20	28	30	27	4	19	22	10	17	24	8	16	7	2	6
8	1t	17	7	18	5	10t	20	3	4	22	27t	14t	27t	23t	32	4D Eff	30	9	27t	16	31	6	23t	10t	14t	21	19	10t	23t	23t	13	1t
10	7	32	13	5	27	14	3	12	6	20	18	1	25t	9	29	PR Avg	15	19	23	17	8	4	24	25t	31	2	30	16	28	22	21	11
24	26	12	31	14	8	9	28	18	6	4	13	27	3	32	20	KR Avg	10	23	29	5	1	2	11	17	30	19	22	21	15	16	25	7
16	24	8	5	18	22	6	1	7	20	3	25	4	14	19	11	GPunAvg	12	17	27	13	15	2	21	32	26	30	28	10	9	31	29	23
12	22	9	15	8	3	6	2	18	16	5	23	21	20	10	31	NPunAvg	4	28	17	19	24	1	11	29	25	27	26	7	13	32	30	14
3	2	6	29	14	11t	22	26	11t	20	27	23	31	25	10	30	Pts/G	18	19	28	24	21	1	7	16	9	17	32	8	15	11t	5	4
31	20	27t	32	8	16	9	7	6	3	17t	12	25	30	4	1t	FG%	13t	29	10t	22t	15	1t	24	26	13t	17t	22t	27t	10t	19	5	21

NFL DEFENSIVE RANKS

BAL	BUF	CIN	CLE	DEN	HOU	IND	JAX	KC	LAC	LV	MIA	NE	NYJ	PIT	TEN		ARI	ATL	CAR	CHI	DAL	DET	GB	LAR	MIN	NO	NYG	PHI	SEA	SF	TB	WAS
22	14	26	21	8	5	29	32	6	11	15	9	19	4	7	2	TotYd/G	20	23	31	24	25	10	13	27	17	30	16	1	18	3	28	12
16	17	23	26	2	5	24	32	10	7	12	15	18	3	8	4	TotYd/P	19	25	27	30	29	14	11	28	9	31	21	1	13	6	22	20
1	19	23	22	6	10	31	24	3	14t	14t	7	20	16	4	13	RusYd/G	18	17	32	26	30	5	9	28	2	25	29	8	21	12	11	27
1	26	19	20	3	15	21	13	2	22	16	12	10	5	6	8	RusAvg	18	17	31	28	29	14	7	24	4	32	30	9	25	11	23	27
32	9	27	13	19	7	26	31	20	8	15	11	14	4	18	1	PasYd/G	17	25	12	16	22	23	21	24	29	28	6	2	10	3	30	5
21	11	25	28	3	2	26	32	19	4	13	15	23	7	9	6	PasAvg	20	27	24	30	29	10	17	31	12	22	14	1	8	5	18	16
25	4	18	30	12	2	16	28	26	6	22	20	23	32	3	15	%PasInt	24	21	19	10	11	5	9	13	1	8	31	17	14	7	27	29
11	22	31	10	2	3	16	30	26	7	25	29	24	4	18	19	Sac/PasP	12	32	27	13	5	23	15	21	14	28	1	8	17	6	20	9
26	19t	30	1	14	2	29	31	9	7t	16	11	21t	19t	3	5	1D/G	25	21t	32	12	21t	10	17	27	13	24	7t	4	18	6	28	15
24	25	26	11	16	6	29	28	18	7	21	4	19	12	2	9t	3D Eff	30	31	32	8	5	1	13	20	14	9t	15	3	17	27	23	22
7t	5	23t	19	16t	21	14	16t	9	23t	31	23t	7t	30	27	32	4D Eff	11	4	10	12t	23t	2	20	28	1	3	15	22	6	16t	29	12t
10	16	13	32	11	1	23	17	22	18	25	20	27	14	2	30	PR Avg	24	29	7	21	26	3	9	12	4	8	19	6	15	31	28	5
18	30	4	17	9	10	21	28	27	24	2	7	6	1	25	31	KR Avg	32	15	3	23	11	29	13	8	19	5	12	20	16	26	22	14
19	22	32	23	25	29	10	20	18	27	13	26	4	12	16	17	GPunAvg	24	3	6	15	8	30	28	9	21	1	14	5	7	31	2	11
26	6	32	11	18	31	12	16	19	30	7	14	1	13	5	21	NPunAvg	27	3	8	23	10	9	29	17	25	2	20	15	22	28	4	24
23	8	29	26	2t	12	18	28	7	1	30	14t	20	19	5	27	Pts/G	13	25	32	10	31	2t	9	24	6	14t	16	2t	11	21	22	17
18t	13	15	4	28	26	10	23	5	1	27	17	12	21	3	16	FG%	31	32	18t	20	29t	22	25	29t	7	6	14	9	11	24	2	8
10	2	15	28	8	13	21	29	11	9	31	20	25	23	5	30	PPG Diff	18	24	32	19	26	1	7	22	4	17	27	3	14	16	12	6
4	10	19	23	17	9	30	32	7	21	24	12	28	20	8	18	Yd/G Diff	15	11	31	29	27	3	6	22	13	26	25	1	16	2	14	5

***LAST WEEK'S
GAME BOOK***

National Football League Game Summary

NFL Copyright © 2024 by The National Football League. All rights reserved. This summary and play-by-play is for the express purpose of assisting media in their coverage of the game; any other use of this material is prohibited without the written permission of the National Football League.

Date: Sunday, 12/8/2024

Los Angeles Chargers at Kansas City Chiefs

Start Time: 7:22 PM CST

at GEHA Field at Arrowhead Stadium, Kansas City, MO

Game Day Weather

Open Stadium on Natural Grass

Temp: 50° F (10.0° C) Humidity: 80%, Wind: SW 10 mph
Wind Chill: 46

Officials

Referee: Vinovich, Bill (52) Umpire: Walker, Jabir (26) Down Judge: Keller, Dale (129)
Line Judge: Sutter, Tripp (37) Field Judge: Santi, Aaron (50) Side Judge: Buchanan, Jimmy (86)
Back Judge: Prukop, Todd (30) Replay Official: Crudup, Denise (0)

Lineups

Los Angeles Chargers

Offense		Defense	
WR 5	J.Palmer	OLB 52	K.Mack
TE 42	T.Fisk	DL 95	P.Ford
LT 70	R.Slater	DL 93	O.Ogbonnia
LG 77	Z.Johnson	OLB 97	J.Bosa
C 75	B.Bozeman	LB 43	T.Dye
RG 79	T.Pipkins	LB 0	D.Henley
RT 76	J.Alt	CB 7	K.Fulton
WR 89	J.Reagor	CB 29	T.Still
QB 10	J.Herbert	S 3	D.James
FB 44	S.Matlock	S 22	E.Molden
RB 4	G.Edwards	S 24	M.Maye

Kansas City Chiefs

Offense		Defense	
WR 8	D.Hopkins	DE 56	G.Karlaftis
TE 83	N.Gray	DT 95	C.Jones
LT 70	D.Humphries	DT 69	M.Pennel
LG 62	J.Thuney	DE 51	M.Danna
C 52	C.Humphrey	LB 32	N.Bolton
RG 65	T.Smith	LB 23	D.Tranquill
RT 74	J.Taylor	LB 54	L.Chenal
TE 87	T.Kelce	CB 22	T.McDuffie
WR 1	X.Worthy	CB 2	J.Williams
QB 15	P.Mahomes	S 20	J.Reid
RB 10	I.Pacheco	S 6	B.Cook

Substitutions

WR 1 Q.Johnston, QB 8 T.Heinicke, WR 9 D.Chark, K 11 C.Dicker, WR 12 D.Davis, P 16 J.Scott, CB 20 C.Hart, LB 25 J.Colson, RB 28 H.Haskins, RB 30 K.Vidal, LB 31 N.Niemann, DB 33 D.Leonard, RB 34 J.Patterson, DB 36 J.Taylor, OLB 45 T.Tuipulotu, LS 47 J.Harris, OLB 48 B.Dupree, DL 56 M.Fox, LB 58 S.Quarterman, C 62 S.Mustipher, OL 68 J.Salyer, T 73 F.Sarell, TE 81 W.Dissy, TE 84 S.Smartt, DT 90 T.Tart

Substitutions

WR 9 J.Smith-Schuster, S 13 N.Johnson, P 14 M.Araiza, DB 21 J.Hicks, DB 27 C.Conner, RB 29 K.Hunt, CB 30 C.Roland-Wallace, RB 34 S.Perine, CB 39 K.Taylor, LS 41 J.Winchester, FB 42 C.Steele, LB 43 J.Cochrane, LB 44 Ca.Jones, TE 47 B.Cupp, K 49 M.Wright, LB 50 S.Bozeman, OL 60 H.Nourzad, OL 64 W.Morris, OL 66 M.Caliendo, WR 81 N.Remigio, WR 84 Ju.Watson, DE 90 C.Omenihu, DT 91 D.Nnadi, DE 97 F.Anudike-Uzomah, DT 98 T.Wharton

Did Not Play

S 40 K.Williamson

Did Not Play

QB 11 C.Wentz

Not Active

3QB 2 E.Stick, LB 6 D.Perryman, WR 15 L.McConkey, S 23 T.Jefferson, OL 64 B.Jaimes, OL 71 J.McFadden, DL 92 J.Eboigbe

Not Active

RB 25 C.Edwards-Helaire, LB 55 J.Uche, OL 61 C.Hanson, OT 75 E.Driskell, T 76 K.Suamataia, DT 92 M.Tuipulotu, DE 94 M.Herring

Field Goals (made () & missed)

Player	Made	Missed	1	2	3	4	OT	Total
C.Dicker	(37)							
M.Wright		(47) (33) (50) (31)						
VISITOR: Los Angeles Chargers	0		0	0	14	3	0	17
HOME: Kansas City Chiefs	3		3	10	0	6	0	19

Scoring Plays

Team	Qtr	Time	Play Description (Extra Point) (Drive Info)	Visitor	Home
Chiefs	1	10:05	M.Wright 47 yd. Field Goal (11-34, 4:55)	0	3
Chiefs	2	7:47	M.Wright 33 yd. Field Goal (7-40, 3:33)	0	6
Chiefs	2	0:47	D.Hopkins 9 yd. pass from P.Mahomes (M.Wright kick) (9-77, 2:41)	0	13
Chargers	3	7:12	G.Edwards 3 yd. run (C.Dicker kick) (13-79, 7:48)	7	13
Chargers	3	3:30	Q.Johnston 4 yd. pass from J.Herbert (C.Dicker kick) (4-74, 2:12)	14	13
Chiefs	4	13:04	M.Wright 50 yd. Field Goal (12-45, 5:26)	14	16
Chargers	4	4:35	C.Dicker 37 yd. Field Goal (14-57, 8:29)	17	16
Chiefs	4	0:00	M.Wright 31 yd. Field Goal (14-47, 4:35)	17	19

Paid Attendance: 73,571

Time: 2:59

Los Angeles Chargers vs Kansas City Chiefs
12/8/2024 at GEHA Field at Arrowhead Stadium

Final Team Statistics

	Visitor Chargers	Home Chiefs
TOTAL FIRST DOWNS	20	20
By Rushing	6	7
By Passing	11	11
By Penalty	3	2
THIRD DOWN EFFICIENCY	6-13-46.2%	8-15-53.3%
FOURTH DOWN EFFICIENCY	1-1-100.0%	0-0-0.0%
TOTAL NET YARDS	288	298
Total Offensive Plays (inc. times thrown passing)	57	65
Average gain per offensive play	5.1	4.6
NET YARDS RUSHING	94	96
Total Rushing Plays	24	25
Average gain per rushing play	3.9	3.8
Tackles for a loss-number and yards	1-2	0-0
NET YARDS PASSING	194	202
Times thrown - yards lost attempting to pass	3-19	3-8
Gross yards passing	213	210
PASS ATTEMPTS-COMPLETIONS-HAD INTERCEPTED	30-21-0	37-24-0
Avg gain per pass play (inc.# thrown passing)	5.9	5.1
KICKOFFS Number-In End Zone-Touchbacks	4-2-0	5-4-1
PUNTS Number and Average	5-42.6	4-51.8
Had Blocked	0	0
FGs - PATs Had Blocked	0-0	0-0
Net Punting Average	35.8	51.8
TOTAL RETURN YARDAGE (Not Including Kickoffs)	0	34
No. and Yards Punt Returns	1-0	3-34
No. and Yards Kickoff Returns	4-106	3-85
No. and Yards Interception Returns	0-0	0-0
PENALTIES Number and Yards	7-50	8-98
FUMBLES Number and Lost	1-0	0-0
TOUCHDOWNS	2	1
Rushing	1	0
Passing	1	1
EXTRA POINTS Made-Attempts	2-2	1-1
Kicking Made-Attempts	2-2	1-1
FIELD GOALS Made-Attempts	1-1	4-4
RED ZONE EFFICIENCY	2-3-67%	1-3-33%
GOAL TO GO EFFICIENCY	1-1-100%	1-1-100%
SAFETIES	0	0
FINAL SCORE	17	19
TIME OF POSSESSION	30:53	29:07

Los Angeles Chargers vs Kansas City Chiefs
12/8/2024 at GEHA Field at Arrowhead Stadium

Ball Possession And Drive Chart

Los Angeles Chargers

#	Time Recd	Time Lost	Time Poss	How Ball Obtained	Drive Began	# Play	Yds Gain	Yds Pen	Net Yds	1st Down	Last Scrm	How Given Up
1	10:05	6:34	3:31	Kickoff	LAC 30	6	26	5	31	2	KC 39	Punt
2	4:27	0:08	4:19	Punt	LAC 2	7	53	0	53	2	KC 45	Punt
3	12:23	11:20	1:03	Punt	LAC 17	3	1	0	1	0	LAC 18	Punt
4	7:47	6:20	1:27	Kickoff	LAC 41	3	4	0	4	0	LAC 45	Punt
5	4:45	3:28	1:17	Punt	LAC 35	3	12	-10	2	0	LAC 37	Punt
6	0:47	0:00	0:47	Kickoff	LAC 21	5	31	0	31	2	LAC 37	End of Half
7	15:00	7:12	7:48	Kickoff	LAC 21	13	74	5	79	6	* KC 3	Touchdown
8	5:42	3:30	2:12	Punt	LAC 26	4	35	39	74	3	* KC 4	Touchdown
9	13:04	4:35	8:29	Kickoff	LAC 24	14	52	5	57	5	* KC 19	Field Goal

(217) Average LAC 24

Kansas City Chiefs

#	Time Recd	Time Lost	Time Poss	How Ball Obtained	Drive Began	# Play	Yds Gain	Yds Pen	Net Yds	1st Down	Last Scrm	How Given Up
1	15:00	10:05	4:55	Kickoff	KC 37	11	34	0	34	3	LAC 29	Field Goal
2	6:34	4:27	2:07	Punt	KC 16	5	23	0	23	1	KC 39	Punt
3	0:08	12:23	2:45	Punt	KC 12	5	21	0	21	1	KC 33	Punt
4	11:20	7:47	3:33	Punt	KC 45	7	40	0	40	2	* LAC 15	Field Goal
5	6:20	4:45	1:35	Punt	KC 9	3	7	1	8	0	KC 17	Punt
6	3:28	0:47	2:41	Punt	KC 23	9	62	15	77	6	* LAC 9	Touchdown
7	7:12	5:42	1:30	Kickoff	KC 15	3	9	0	9	0	KC 24	Punt
8	3:30	13:04	5:26	Kickoff	KC 23	12	55	-10	45	3	LAC 32	Field Goal
9	4:35	0:00	4:35	Kickoff	KC 40	14	47	0	47	4	* LAC 13	Field Goal

(220) Average KC 24

* inside opponent's 20

Time of Possession by Quarter

	1st	2nd	3rd	4th	OT	Total
Visitor Los Angeles Chargers	7:50	4:34	10:00	8:29		30:53
Home Kansas City Chiefs	7:10	10:26	5:00	6:31		29:07

Kickoff Drive No.-Start Average

Chargers: 5 - LAC 27

Chiefs: 4 - KC 29

Play By Play

First Quarter

12/8/2024

LAC wins the coin toss and elects to defer. KC elects to Receive, and LAC elects to defend the west goal.

C.Dicker kicks 61 yards from LAC 35 to KC 4. S.Perine to KC 37 for 33 yards (M.Maye).

Kansas City Chiefs at 15:00, (1st play from scrimmage 14:55)

- 1-10-KC 37 (14:55) (Shotgun) I.Pacheco up the middle to KC 40 for 3 yards (O.Ogbonnia).
- 2-7-KC 40 (14:26) (Shotgun) I.Pacheco up the middle to KC 46 for 6 yards (D.Henley; O.Ogbonnia).
- 3-1-KC 46 (13:56) I.Pacheco up the middle to KC 48 for 2 yards (T.Dye). R1
- 1-10-KC 48 (13:22) (Shotgun) P.Mahomes pass short middle to T.Kelce to LAC 40 for 12 yards (T.Still). P2
- 1-10-LAC 40 (12:43) (Shotgun) P.Mahomes pass short right to X.Worthy ran ob at LAC 33 for 7 yards.
- 2-3-LAC 33 (12:15) I.Pacheco left guard to LAC 31 for 2 yards (T.Tuipulotu).
- 3-1-LAC 31 (11:39) (Shotgun) I.Pacheco up the middle to LAC 27 for 4 yards (P.Ford; O.Ogbonnia). R3
- 1-10-LAC 27 (11:02) (Shotgun) P.Mahomes pass incomplete deep left to T.Kelce.
- 2-10-LAC 27 (10:57) (Shotgun) P.Mahomes pass incomplete short right to B.Cupp.
- 3-10-LAC 27 (10:53) (Shotgun) P.Mahomes sacked at LAC 29 for -2 yards (sack split by K.Mack and T.Tuipulotu).
- 4-12-LAC 29 **(10:10) M.Wright 47 yard field goal is GOOD, Center-J.Winchester, Holder-M.Araiza.**

Timeout at 10:05.

LAC 0 KC 3, 11 plays, 34 yards, 4:55 drive, 4:55 elapsed

J.Reid kicks 65 yards from KC 35 to end zone, Touchback to the LAC 30.

Los Angeles Chargers at 10:05

- 1-10-LAC 30 (10:05) G.Edwards left end to LAC 28 for -2 yards (L.Chenal).
- 2-12-LAC 28 (9:26) (Shotgun) J.Herbert sacked at LAC 24 for -4 yards (T.Wharton).
- 3-16-LAC 24 (8:43) (Shotgun) J.Herbert pass deep middle to Q.Johnston to LAC 45 for 21 yards (T.McDuffie). P1
PENALTY on KC-N.Bolton, Unnecessary Roughness, 15 yards, enforced at LAC 45. X2
- 1-10-KC 40 (8:30) K.Vidal left end to KC 33 for 7 yards (J.Reid; C.Conner).
PENALTY on LAC-Z.Johnson, Offensive Holding, 10 yards, enforced at KC 40 - No Play.
- 1-20-50 (8:05) J.Herbert pass incomplete deep right to Q.Johnston (T.McDuffie).
- 2-20-50 (7:59) (Shotgun) J.Herbert pass short left to W.Dissly to KC 46 for 4 yards (L.Chenal).
Penalty on LAC-R.Slater, Ineligible Downfield Pass, declined.
- 3-16-KC 46 (7:30) (Shotgun) J.Herbert scrambles right end to KC 39 for 7 yards (M.Danna).
- 4-9-KC 39 (6:43) J.Scott punts 32 yards to KC 7, Center-J.Harris. N.Remigio to KC 16 for 9 yards (T.Fisk).

Timeout at 06:34.

Kansas City Chiefs at 6:34

- 1-10-KC 16 (6:34) K.Hunt right guard to KC 20 for 4 yards (O.Ogbonnia).
- 2-6-KC 20 (6:01) P.Mahomes pass short left to K.Hunt to KC 33 for 13 yards (D.Henley). P4
- 1-10-KC 33 (5:16) P.Mahomes pass short left to D.Hopkins pushed ob at KC 39 for 6 yards (K.Fulton).
- 2-4-KC 39 (4:49) P.Mahomes pass incomplete short left [B.Dupree].
- 3-4-KC 39 (4:42) (Shotgun) P.Mahomes pass incomplete short right to S.Perine [T.Tuipulotu].
- 4-4-KC 39 (4:38) M.Araiza punts 59 yards to LAC 2, Center-J.Winchester, downed by KC-N.Johnson.

Timeout at 04:27.

Los Angeles Chargers at 4:27

- 1-10-LAC 2 (4:27) (Shotgun) J.Herbert pass incomplete deep right to Q.Johnston.
- 2-10-LAC 2 (4:23) (Shotgun) J.Herbert pass short left to D.Chark to LAC 11 for 9 yards (J.Williams; C.Conner).
- 3-1-LAC 11 (3:48) J.Herbert up the middle to LAC 13 for 2 yards (G.Karlaftis). R3
- 1-10-LAC 13 (3:08) J.Herbert pass deep middle to J.Palmer to KC 49 for 38 yards (J.Hicks). P4
- 1-10-KC 49 (2:21) G.Edwards left end to KC 46 for 3 yards (M.Pennel; D.Tranquill).
- 2-7-KC 46 (1:39) J.Herbert pass short right to Q.Johnston to KC 49 for -3 yards (C.Conner).
Timeout #1 by LAC at 00:52.
- 3-10-KC 49 (:52) (Shotgun) J.Herbert pass short left to J.Reagor to KC 45 for 4 yards (T.McDuffie).
- 4-6-KC 45 (:16) J.Scott punts 33 yards to KC 12, Center-J.Harris, out of bounds.

Kansas City Chiefs at 0:08

- 1-10-KC 12 (:08) P.Mahomes pass short right to X.Worthy pushed ob at KC 18 for 6 yards (T.Still).

Los Angeles Chargers vs Kansas City Chiefs at GEHA Field at Arrowhead Stadium

END OF QUARTER

	Time	First Downs				Efficiencies		
Score	Poss	R	P	X	T	3 Down	4 Down	
Los Angeles Chargers	0	7:50	1	2	1	4	2/4	0/0
Kansas City Chiefs	3	7:10	2	2	0	4	2/4	0/0

Second Quarter

12/8/2024

Play By Play

Kansas City Chiefs continued.

- 2-4-KC 18 (15:00) (Shotgun) P.Mahomes scrambles left end ran ob at KC 27 for 9 yards (B.Dupree). R5
- 1-10-KC 27 (14:26) (Shotgun) I.Pacheco up the middle to KC 29 for 2 yards (T.Dye).
- 2-8-KC 29 (13:48) (Shotgun) P.Mahomes pass short left to N.Gray to KC 33 for 4 yards (E.Molden).
- 3-4-KC 33 (13:13) (Shotgun) P.Mahomes sacked at KC 33 for 0 yards (J.Bosa).
- 4-4-KC 33 (12:33) M.Araiza punts 47 yards to LAC 20, Center-J.Winchester. D.Davis MUFFS catch, and recovers at LAC 17.

Timeout at 12:23.

Los Angeles Chargers at 12:23

- 1-10-LAC 17 (12:23) (Shotgun) G.Edwards right tackle to LAC 18 for 1 yard (L.Chenal; D.Tranquill).
- 2-9-LAC 18 (11:44) (Shotgun) J.Herbert pass incomplete deep middle to J.Palmer.
- 3-9-LAC 18 (11:37) (Shotgun) J.Herbert pass incomplete short middle to D.Davis (T.McDuffie).
- 4-9-LAC 18 (11:32) J.Scott punts 58 yards to KC 24, Center-J.Harris. N.Remigio to KC 45 for 21 yards (N.Niemann).

Timeout at 11:20.

Kansas City Chiefs at 11:20

- 1-10-KC 45 (11:20) P.Mahomes pass deep right to J.Smith-Schuster pushed ob at LAC 29 for 26 yards (C.Hart) [P.Ford]. P6
- 1-10-LAC 29 (10:41) P.Mahomes sacked at LAC 35 for -6 yards (D.James).
- 2-16-LAC 35 (10:00) (Shotgun) P.Mahomes pass short right to D.Hopkins to LAC 25 for 10 yards (D.Henley).
- 3-6-LAC 25 (9:23) (Shotgun) P.Mahomes pass incomplete short middle to D.Hopkins. X7
- PENALTY on LAC-T.Still, Defensive Holding, 5 yards, enforced at LAC 25 - No Play.*
- Penalty on LAC-C.Hart, Illegal Contact, declined.*
- 1-10-LAC 20 (9:17) (Shotgun) *PENALTY on KC-D.Humphries, False Start, 5 yards, enforced at LAC 20 - No Play.*
- 1-15-LAC 25 (9:17) (Shotgun) P.Mahomes pass short right to N.Gray to LAC 19 for 6 yards (C.Hart).
- 2-9-LAC 19 (8:37) (Shotgun) P.Mahomes pass short left to T.Kelce to LAC 15 for 4 yards (E.Molden).
- 3-5-LAC 15 (7:55) (Shotgun) P.Mahomes pass incomplete short right to X.Worthy [K.Mack].
- 4-5-LAC 15 **(7:51) M.Wright 33 yard field goal is GOOD, Center-J.Winchester, Holder-M.Araiza.**

Timeout at 07:47.

LAC 0 KC 6, 7 plays, 40 yards, 1 penalty, 3:33 drive, 7:13 elapsed

J.Reid kicks 61 yards from KC 35 to LAC 4. D.Davis to LAC 41 for 37 yards (B.Cook).

Los Angeles Chargers at 7:47, (1st play from scrimmage 7:40)

- 1-10-LAC 41 (7:40) (Shotgun) G.Edwards left guard to LAC 45 for 4 yards (T.Wharton).
- 2-6-LAC 45 (7:17) (No Huddle, Shotgun) J.Herbert pass short right to T.Fisk to LAC 45 for no gain (J.Williams).
- 3-6-LAC 45 (6:31) (Shotgun) J.Herbert pass incomplete short right to K.Vidal.
- 4-6-LAC 45 (6:27) J.Scott punts 46 yards to KC 9, Center-J.Harris, fair catch by N.Remigio.

Kansas City Chiefs at 6:20

- 1-10-KC 9 (6:20) *PENALTY on KC-N.Gray, False Start, 4 yards, enforced at KC 9 - No Play.*
- 1-14-KC 5 (6:20) (Shotgun) P.Mahomes pass short right to I.Pacheco pushed ob at KC 5 for no gain (K.Fulton).
- 2-14-KC 5 (5:43) (Shotgun) P.Mahomes pass incomplete short left to X.Worthy (K.Mack).
- PENALTY on LAC-J.Bosa, Defensive Offside, 5 yards, enforced at KC 5 - No Play.*
- 2-9-KC 10 (5:39) (Shotgun) P.Mahomes pass short left to D.Hopkins to KC 17 for 7 yards (T.Still).
- 3-2-KC 17 (5:00) (Shotgun) P.Mahomes pass incomplete deep right to D.Hopkins [P.Ford].
- 4-2-KC 17 (4:52) M.Araiza punts 48 yards to LAC 35, Center-J.Winchester, fair catch by D.Davis.

Timeout at 04:45.

Los Angeles Chargers at 4:45

- 1-10-LAC 35 (4:45) (Shotgun) J.Herbert pass incomplete short middle [G.Karlaftis].
- 2-10-LAC 35 (4:40) (Shotgun) J.Herbert pass incomplete short left to J.Palmer.
- 3-10-LAC 35 (4:36) (Shotgun) J.Herbert pass deep right to Q.Johnston to KC 37 for 28 yards (B.Cook) [N.Bolton]. LAC-J.Herbert was injured during the play.
- PENALTY on LAC-J.Alt, Offensive Holding, 10 yards, enforced at LAC 35 - No Play.*
- 3-20-LAC 25 (4:13) (Shotgun) T.Heinicke scrambles up the middle to LAC 37 for 12 yards (N.Bolton).
- 4-8-LAC 37 (3:38) J.Scott punts 44 yards to KC 19, Center-J.Harris. N.Remigio to KC 23 for 4 yards (S.Quarterman).

Kansas City Chiefs at 3:28

- 1-10-KC 23 (3:28) (Shotgun) P.Mahomes pass incomplete short right to N.Gray.

Los Angeles Chargers vs Kansas City Chiefs at GEHA Field at Arrowhead Stadium

2-10-KC 23 (3:24) (Shotgun) P.Mahomes pass short left to X.Worthy ran ob at KC 26 for 3 yards (K.Fulton).
 3-7-KC 26 (2:53) (Shotgun) P.Mahomes pass short right to X.Worthy ran ob at KC 37 for 11 yards (C.Hart) [K.Mack]. P8
1-10-KC 37 (2:24) K.Hunt right tackle to KC 44 for 7 yards (P.Ford).

Two-Minute Warning

2-3-KC 44 (2:00) (Shotgun) P.Mahomes pass short left to N.Gray to LAC 48 for 8 yards (J.Colson). P9
1-10-LAC 48 (1:43) (No Huddle, Shotgun) P.Mahomes pass incomplete short left to J.Smith-Schuster.
PENALTY on LAC-K.Fulton, Defensive Pass Interference, 15 yards, enforced at LAC 48 - No Play. X10
1-10-LAC 33 (1:37) (Shotgun) P.Mahomes pass short right to T.Kelce to LAC 20 for 13 yards (J.Colson). P11
1-10-LAC 20 (1:17) (No Huddle, Shotgun) P.Mahomes pass short left to N.Gray to LAC 12 for 8 yards (D.Henley) [T.Tart].
 2-2-LAC 12 (:56) (No Huddle, Shotgun) S.Perine up the middle to LAC 9 for 3 yards (M.Maye; T.Dye). R12
 Timeout #1 by KC at 00:50.
1-9-LAC 9 (:50) (Shotgun) P.Mahomes pass short right to D.Hopkins for 9 yards, TOUCHDOWN. P13
 M.Wright extra point is GOOD, Center-J.Winchester, Holder-M.Araiza.

Timeout at 00:47.

LAC 0 KC 13, 9 plays, 77 yards, 1 penalty, 2:41 drive, 14:13 elapsed

J.Reid kicks 65 yards from KC 35 to LAC 0. D.Davis to LAC 21 for 21 yards (C.Conner).

Los Angeles Chargers at 0:47, (1st play from scrimmage 0:42)

1-10-LAC 21 (:42) (Shotgun) J.Herbert pass short left to Q.Johnston to LAC 27 for 6 yards (J.Williams; D.Tranquill). ** Injury Update: LAC-J.Herbert has returned to the game.
 Timeout #2 by LAC at 00:36.
 2-4-LAC 27 (:36) (Shotgun) J.Herbert pass short left to J.Palmer to LAC 30 for 3 yards (J.Williams).
 3-1-LAC 30 (:16) (No Huddle, Shotgun) K.Vidal left guard to LAC 37 for 7 yards (D.Tranquill). R5
 Timeout #3 by LAC at 00:11.
1-10-LAC 37 (:11) (Shotgun) J.Herbert pass incomplete deep right to D.Davis [T.Wharton].
 2-10-LAC 37 (:05) (Shotgun) J.Herbert pass short middle to W.Dissly to KC 48 for 15 yards (J.Reid). P6

END OF QUARTER

	Score	Time Poss	First Downs				Efficiencies	
			R	P	X	T	3 Down	4 Down
Los Angeles Chargers	0	4:34	1	1	0	2	1/4	0/0
Kansas City Chiefs	13	10:26	2	5	2	9	1/4	0/0

Third Quarter

12/8/2024

Play By Play

LAC elects to Receive, and KC elects to defend the East goal.

J.Reid kicks 65 yards from KC 35 to LAC 0. D.Davis to LAC 21 for 21 yards (J.Cochrane; C.Roland-Wallace).

Los Angeles Chargers at 15:00, (1st play from scrimmage 14:55)

- 1-10-LAC 21 (14:55) G.Edwards left end to LAC 24 for 3 yards (L.Chenal; M.Pennel).
- 2-7-LAC 24 (14:16) (Shotgun) J.Herbert pass short right to J.Palmer to LAC 30 for 6 yards (C.Conner).
- 3-1-LAC 30 (13:37) J.Herbert up the middle to LAC 31 for 1 yard (L.Chenal; M.Danna). R7
- ** Injury Update: LAC-W.Dissly return is Questionable.
- 1-10-LAC 31 (13:02) K.Vidal left end to LAC 39 for 8 yards (N.Bolton).
- 2-2-LAC 39 (12:24) K.Vidal left end to LAC 47 for 8 yards (N.Bolton). R8
- PENALTY on KC-D.Nnadi, Defensive Holding, 5 yards, enforced at LAC 47.* X9
- 1-10-KC 48 (12:00) K.Vidal right end to KC 47 for 1 yard (C.Jones).
- 2-9-KC 47 (11:16) (Shotgun) J.Herbert pass short left to D.Davis pushed ob at KC 40 for 7 yards (C.Conner).
- 3-2-KC 40 (10:40) (Shotgun) D.Davis left end to KC 40 for no gain (J.Reid).
- Timeout #1 by KC at 10:00.
- 4-2-KC 40 (10:00) J.Herbert pass short middle to J.Palmer to KC 25 for 15 yards (T.McDuffie) [G.Karlaftis]. P10
- ** Injury Update: LAC-J.Reagor return is Questionable.
- 1-10-KC 25 (9:17) (Shotgun) J.Herbert pass short left to D.Davis to KC 31 for -6 yards (C.Jones).
- 2-16-KC 31 (8:38) J.Herbert pass deep right to S.Smartt to KC 10 for 21 yards (C.Conner). P11
- 1-10-KC 10 (7:54) G.Edwards right end to KC 3 for 7 yards (M.Pennel).
- 2-3-KC 3 (7:15) (Shotgun) G.Edwards left guard for 3 yards, TOUCHDOWN. R12
- C.Dicker extra point is GOOD, Center-J.Harris, Holder-J.Scott.

Timeout at 07:12.

LAC 7 KC 13, 13 plays, 79 yards, 1 penalty, 7:48 drive, 7:48 elapsed

C.Dicker kicks 65 yards from LAC 35 to KC 0. N.Remigio to KC 27 for 27 yards (E.Molden).

PENALTY on KC-J.Cochrane, Offensive Holding, 10 yards, enforced at KC 25.

Kansas City Chiefs at 7:12, (1st play from scrimmage 7:04)

- 1-10-KC 15 (7:04) (Shotgun) P.Mahomes pass short left to I.Pacheco pushed ob at KC 21 for 6 yards (D.Henley).
- 2-4-KC 21 (6:34) I.Pacheco right guard to KC 24 for 3 yards (O.Ogbonnia; T.Tart).
- 3-1-KC 24 (5:56) (Shotgun) P.Mahomes pass incomplete short left to D.Hopkins (K.Mack) [K.Mack].
- 4-1-KC 24 (5:49) M.Araiza punts 50 yards to LAC 26, Center-J.Winchester, fair catch by D.Davis.

Timeout at 05:42.

Los Angeles Chargers at 5:42

- 1-10-LAC 26 (5:42) (Shotgun) J.Herbert pass incomplete deep right to Q.Johnston. X13
- PENALTY on KC-J.Reid, Defensive Pass Interference, 39 yards, enforced at LAC 26 - No Play.*
- 1-10-KC 35 (5:35) J.Herbert pass deep left to S.Smartt to KC 11 for 24 yards (N.Bolton). P14
- 1-10-KC 11 (4:55) (Shotgun) G.Edwards left guard to KC 4 for 7 yards (G.Karlaftis; J.Hicks).
- 2-3-KC 4 (4:19) G.Edwards right tackle to KC 4 for no gain (M.Pennel; C.Conner).
- 3-3-KC 4 (3:36) (Shotgun) J.Herbert pass short right to Q.Johnston for 4 yards, TOUCHDOWN. P15
- C.Dicker extra point is GOOD, Center-J.Harris, Holder-J.Scott.

Timeout at 03:30.

LAC 14 KC 13, 4 plays, 74 yards, 1 penalty, 2:12 drive, 11:30 elapsed

C.Dicker kicks 69 yards from LAC 35 to KC -4. N.Remigio to KC 23 for 27 yards (M.Maye).

Kansas City Chiefs at 3:30, (1st play from scrimmage 3:25)

- 1-10-KC 23 (3:25) (Shotgun) K.Hunt left guard to KC 25 for 2 yards (B.Dupree).
- 2-8-KC 25 (2:52) (Shotgun) P.Mahomes pass incomplete short left to D.Hopkins.
- 3-8-KC 25 (2:48) (Shotgun) P.Mahomes pass deep right intended for Ju.Watson INTERCEPTED by E.Molden [D.Henley] at LAC 42. E.Molden to KC 33 for 25 yards (X.Worthy).
- PENALTY on LAC-J.Bosa, Defensive Offside, 5 yards, enforced at KC 25 - No Play.*
- 3-3-KC 30 (2:39) (Shotgun) P.Mahomes pass short right to S.Perine to KC 46 for 16 yards (M.Maye; K.Fulton). P14
- 1-10-KC 46 (1:59) (Shotgun) P.Mahomes pass short right to T.Kelce to LAC 47 for 7 yards (D.Henley).
- 2-3-LAC 47 (1:22) (Shotgun) P.Mahomes pass short left to J.Smith-Schuster to LAC 42 for 5 yards (E.Molden). P15

Los Angeles Chargers vs Kansas City Chiefs at GEHA Field at Arrowhead Stadium

1-10-LAC 42 (:44) (Shotgun) P.Mahomes pass incomplete deep left to D.Hopkins [C.Hart].

2-10-LAC 42 (:38) (Shotgun) I.Pacheco up the middle to LAC 35 for 7 yards (D.Henley).

END OF QUARTER

	Score	Time Poss	First Downs				Efficiencies	
			R	P	X	T	3 Down	4 Down
Los Angeles Chargers	14	10:00	3	4	2	9	2/3	1/1
Kansas City Chiefs	13	5:00	0	2	0	2	1/2	0/0

Fourth Quarter

12/8/2024

Play By Play

Kansas City Chiefs continued.

- 3-3-LAC 35 (15:00) (Shotgun) I.Pacheco up the middle to LAC 26 for 9 yards (D.Henley; E.Molden). R16
- 1-10-LAC 26 (14:22) I.Pacheco right end to LAC 20 for 6 yards (T.Still).
- 2-4-LAC 20 (13:38) (Shotgun) I.Pacheco right guard to LAC 17 for 3 yards (T.Dye).
PENALTY on KC-T.Smith, Unnecessary Roughness, 15 yards, enforced at LAC 17.
- 3-16-LAC 32 (13:17) (Shotgun) P.Mahomes pass incomplete deep left to D.Hopkins (C.Hart, J.Taylor).
- 4-16-LAC 32 **(13:09) M.Wright 50 yard field goal is GOOD, Center-J.Winchester, Holder-M.Araiza.**

Timeout at 13:04.

LAC 14 KC 16, 12 plays, 45 yards, 1 penalty, 5:26 drive, 1:56 elapsed

J.Reid kicks 68 yards from KC 35 to LAC -3. D.Davis to LAC 24 for 27 yards (J.Reid).

Los Angeles Chargers at 13:04, (1st play from scrimmage 12:58)

- 1-10-LAC 24 (12:58) J.Herbert sacked at LAC 16 for -8 yards (N.Bolton).
- 2-18-LAC 16 (12:16) (Shotgun) J.Herbert pass short left to Q.Johnston pushed ob at LAC 36 for 20 yards (J.Williams). P16
- 1-10-LAC 36 (11:42) K.Vidal left end to LAC 39 for 3 yards (B.Cook; M.Danna).
- 2-7-LAC 39 (10:55) (Shotgun) J.Herbert pass short left to S.Smartt to LAC 48 for 9 yards (D.Tranquill). P17
- 1-10-LAC 48 (10:16) G.Edwards right guard to KC 42 for 10 yards (B.Cook; J.Reid). R18
- 1-10-KC 42 (9:39) K.Vidal left end to KC 41 for 1 yard (D.Tranquill).
- 2-9-KC 41 (8:58) (Shotgun) J.Herbert scrambles right guard to KC 39 for 2 yards (C.Omenihu).
- 3-7-KC 39 (8:13) (Shotgun) J.Herbert pass short middle to J.Palmer to KC 31 for 8 yards (C.Conner). P19
- 1-10-KC 31 (7:35) *PENALTY on KC-C.Jones, Neutral Zone Infraction, 5 yards, enforced at KC 31 - No Play.*
- 1-5-KC 26 (7:26) J.Herbert pass incomplete short left to J.Palmer.
- 2-5-KC 26 (7:22) (Shotgun) J.Herbert pass short middle to J.Palmer to KC 18 for 8 yards (B.Cook) [C.Conner]. P20
- 1-10-KC 18 (6:42) K.Vidal up the middle to KC 17 for 1 yard (D.Tranquill).
- 2-9-KC 17 (6:03) (Shotgun) J.Herbert sacked at KC 24 for -7 yards (T.Wharton).
- 3-16-KC 24 (5:21) (Shotgun) K.Vidal up the middle to KC 19 for 5 yards (C.Conner).
- 4-11-KC 19 **(4:39) C.Dicker 37 yard field goal is GOOD, Center-J.Harris, Holder-J.Scott.**

Timeout at 04:35.

LAC 17 KC 16, 14 plays, 57 yards, 1 penalty, 8:29 drive, 10:25 elapsed

C.Dicker kicks 35 yards from LAC 35 to KC 30, short of landing zone.

PENALTY on LAC-C.Dicker, Kickoff Short of Landing Zone, placed at KC 40.

Kansas City Chiefs at 4:35

- 1-10-KC 40 (4:35) (Shotgun) P.Mahomes pass incomplete short left to I.Pacheco (D.Henley).
- 2-10-KC 40 (4:31) (Shotgun) P.Mahomes pass incomplete short middle to I.Pacheco (M.Maye).
- 3-10-KC 40 (4:26) (Shotgun) P.Mahomes pass short middle to X.Worthy to LAC 46 for 14 yards (T.Still). P17
- 1-10-LAC 46 (3:51) I.Pacheco right end to LAC 44 for 2 yards (M.Fox). KC-D.Humphries was injured during the play.
- 2-8-LAC 44 (3:28) (Shotgun) P.Mahomes scrambles right end pushed ob at LAC 34 for 10 yards (T.Dye). R18
- 1-10-LAC 34 (3:20) X.Worthy left end to LAC 29 for 5 yards (D.James).
- 2-5-LAC 29 (2:38) (Shotgun) I.Pacheco up the middle to LAC 25 for 4 yards (E.Molden; T.Dye).
Timeout #1 by LAC at 02:32.
- 3-1-LAC 25 (2:32) M.Caliendo reported in as eligible. I.Pacheco up the middle to LAC 23 for 2 yards (M.Maye). R19
Timeout #2 by LAC at 02:29.
- 1-10-LAC 23 (2:29) K.Hunt left guard to LAC 21 for 2 yards (K.Mack).
Timeout #3 by LAC at 02:26.
- 2-8-LAC 21 (2:26) (Shotgun) K.Hunt up the middle to LAC 20 for 1 yard (P.Ford).

Two-Minute Warning

- 3-7-LAC 20 (2:00) P.Mahomes pass short right to T.Kelce to LAC 11 for 9 yards (T.Still). P20
Timeout #2 by KC at 01:11.
- 1-10-LAC 11 (1:11) P.Mahomes kneels to LAC 12 for -1 yards.
- 2-11-LAC 12 (:33) P.Mahomes kneels to LAC 13 for -1 yards.
Timeout #3 by KC at 00:01.

Los Angeles Chargers vs Kansas City Chiefs at GEHA Field at Arrowhead Stadium

3-12-LAC 13

(:01) M.Wright 31 yard field goal is GOOD, Center-J.Winchester, Holder-M.Araiza.

LAC 17 KC 19, 14 plays, 47 yards, 4:35 drive, 15:00 elapsed

END OF QUARTER

	Score	Time Poss	First Downs				Efficiencies	
			R	P	X	T	3 Down	4 Down
Los Angeles Chargers	17	8:29	1	4	0	5	1/2	0/0
Kansas City Chiefs	19	6:31	3	2	0	5	4/5	0/0

Miscellaneous Statistics Report

Los Angeles Chargers vs Kansas City Chiefs
12/8/2024 at GEHA Field at Arrowhead Stadium

Ten Longest Plays for Los Angeles Chargers

Yards	Qtr	Play Start	Play Description
38	1	1-10-LAC 13	(3:08) J.Herbert pass deep middle to J.Palmer to KC 49 for 38 yards (J.Hicks).
36	1	3-16-LAC 24	(8:43) (Shotgun) J.Herbert pass deep middle to Q.Johnston to LAC 45 for 21 yards (T.McDuffie). PENALTY on KC-N.Bolton, Unnecessary Roughness, 15 yards, enforced at LAC 45.
24	3	1-10-KC 35	(5:35) J.Herbert pass deep left to S.Smartt to KC 11 for 24 yards (N.Bolton).
21	3	2-16-KC 31	(8:38) J.Herbert pass deep right to S.Smartt to KC 10 for 21 yards (C.Conner).
20	4	2-18-LAC 16	(12:16) (Shotgun) J.Herbert pass short left to Q.Johnston pushed ob at LAC 36 for 20 yards (J.Williams).
15	2	2-10-LAC 37	(:05) (Shotgun) J.Herbert pass short middle to W.Dissly to KC 48 for 15 yards (J.Reid).
15	3	4-2-KC 40	(10:00) J.Herbert pass short middle to J.Palmer to KC 25 for 15 yards (T.McDuffie) [G.Karlaftis].
13	3	2-2-LAC 39	(12:24) K.Vidal left end to LAC 47 for 8 yards (N.Bolton). PENALTY on KC-D.Nnadi, Defensive Holding, 5 yards, enforced at LAC 47.
12	2	3-20-LAC 25	(4:13) (Shotgun) T.Heinicke scrambles up the middle to LAC 37 for 12 yards (N.Bolton).
10	4	1-10-LAC 48	(10:16) G.Edwards right guard to KC 42 for 10 yards (B.Cook; J.Reid).

Ten Longest Plays for Kansas City Chiefs

Yards	Qtr	Play Start	Play Description
26	2	1-10-KC 45	(11:20) P.Mahomes pass deep right to J.Smith-Schuster pushed ob at LAC 29 for 26 yards (C.Hart) [P.Ford].
16	3	3-3-KC 30	(2:39) (Shotgun) P.Mahomes pass short right to S.Perine to KC 46 for 16 yards (M.Maye; K.Fulton).
14	4	3-10-KC 40	(4:26) (Shotgun) P.Mahomes pass short middle to X.Worthy to LAC 46 for 14 yards (T.Still).
13	1	2-6-KC 20	(6:01) P.Mahomes pass short left to K.Hunt to KC 33 for 13 yards (D.Henley).
13	2	1-10-LAC 33	(1:37) (Shotgun) P.Mahomes pass short right to T.Kelce to LAC 20 for 13 yards (J.Colson).
12	1	1-10-KC 48	(13:22) (Shotgun) P.Mahomes pass short middle to T.Kelce to LAC 40 for 12 yards (T.Still).
11	2	3-7-KC 26	(2:53) (Shotgun) P.Mahomes pass short right to X.Worthy ran ob at KC 37 for 11 yards (C.Hart) [K.Mack].
10	2	2-16-LAC 35	(10:00) (Shotgun) P.Mahomes pass short right to D.Hopkins to LAC 25 for 10 yards (D.Henley).
10	4	2-8-LAC 44	(3:28) (Shotgun) P.Mahomes scrambles right end pushed ob at LAC 34 for 10 yards (T.Dye).
9	2	2-4-KC 18	(15:00) (Shotgun) P.Mahomes scrambles left end ran ob at KC 27 for 9 yards (B.Dupree).

Touchdown Scoring Information

		Offense	Defense	Special Teams
VISITOR	Los Angeles Chargers	2	0	0
HOME	Kansas City Chiefs	1	0	0

Player Scoring Information

Club	Player	TD	Rush TD	Rec TD	KO TD	Punt TD	Int TD	Fum TD	Misc TD	FG	XP	2Pt Rush	2Pt Rec	Sfty	Points
LAC	G.Edwards	0	1	0	0	0	0	0	0	0	0	0	0	0	6
LAC	Q.Johnston	0	0	1	0	0	0	0	0	0	0	0	0	0	6
LAC	C.Dicker	0	0	0	0	0	0	0	0	1	2	0	0	0	5
KC	M.Wright	0	0	0	0	0	0	0	0	4	1	0	0	0	13
KC	D.Hopkins	0	0	1	0	0	0	0	0	0	0	0	0	0	6

Possession Detail

	First Half		Second Half		Game	
	Visitor	Home	Visitor	Home	Visitor	Home
	Largest Lead	0	13	1	6	1
Drives Leading	0	5	0	1	0	6
Time of Possession Leading	0:00	12:41	0:00	1:30	0:00	14:11
Largest Deficit	-13	0	-6	-1	-13	-1
Drives Trailing	6	0	3	2	9	2
Time of Possession Trailing	12:24	0:00	18:29	10:01	30:53	10:01
Times Score Tied Up		0		0		0
Lead Changes		1		4		5

Playtime Percentage

Percent of playtime per player on offense, defense and special teams (Unofficial)

Los Angeles Chargers

Kansas City Chiefs

		Offense	Defense	Special Teams				Offense	Defense	Special Teams			
J.Alt	T	60	100%		3	12%	C.Humphrey	C	69	100%	5	19%	
R.Slater	T	60	100%		3	12%	J.Taylor	T	69	100%	5	19%	
Z.Johnson	G	60	100%		3	12%	J.Thuney	G	69	100%	5	19%	
B.Bozeman	C	60	100%				T.Smith	G	69	100%	5	19%	
J.Herbert	QB	59	98%				P.Mahomes	QB	69	100%			
T.Pipkins	T	57	95%		3	12%	D.Humphries	T	60	87%			
J.Palmer	WR	52	87%				T.Kelce	TE	57	83%			
Q.Johnston	WR	48	80%				X.Worthy	WR	57	83%			
K.Vidal	RB	32	53%				N.Gray	TE	42	61%	5	19%	
G.Edwards	RB	26	43%				D.Hopkins	WR	38	55%			
W.Dissly	TE	24	40%				Ju.Watson	WR	35	51%	4	15%	
S.Smartt	TE	22	37%		14	54%	J.Smith-Schuster	WR	34	49%			
D.Davis	WR	22	37%		9	35%	I.Pacheco	RB	32	46%			
T.Fisk	TE	21	35%		4	15%	K.Hunt	RB	20	29%			
J.Reagor	WR	19	32%		4	15%	S.Perine	RB	17	25%	8	31%	
S.Matlock	FB	18	30%	3	4%	10	38%	W.Morris	T	9	13%	5	19%
D.Chark	WR	15	25%				C.Steele	RB	6	9%	14	54%	
J.Salyer	G	3	5%		3	12%	B.Cupp	TE	6	9%	4	15%	
H.Haskins	RB	1	2%		18	69%	M.Caliendo	G	1	1%	5	19%	
T.Heinicke	QB	1	2%				J.Reid	SS		60	100%	8	31%
E.Molden	CB		69	100%	9	35%	T.McDuffie	CB		60	100%		
D.Henley	LB		69	100%	6	23%	N.Bolton	LB		55	92%	3	12%
D.James	SS		69	100%	1	4%	D.Tranquill	LB		52	87%		
M.Maye	FS		61	88%	7	27%	G.Karlaftis	DE		51	85%	3	12%
K.Fulton	CB		60	87%			B.Cook	FS		47	78%	9	35%
T.Still	CB		53	77%	2	8%	C.Jones	DT		46	77%		
K.Mack	DE		47	68%			C.Conner	FS		45	75%	10	38%
J.Bosa	DE		42	61%			J.Williams	CB		38	63%	4	15%
T.Tuipulotu	DE		38	55%	23	88%	M.Danna	DE		38	63%	3	12%
P.Ford	DE		38	55%	5	19%	J.Hicks	SS		26	43%	12	46%
O.Ogbonnia	DT		35	51%	5	19%	T.Wharton	DT		26	43%	3	12%
M.Fox	DT		34	49%	5	19%	C.Omenihu	DE		24	40%		
T.Dye	LB		33	48%	23	88%	L.Chenal	LB		23	38%	21	81%
C.Hart	CB		27	39%	3	12%	M.Pennel	NT		23	38%	3	12%
T.Tart	DT		26	38%	5	19%	N.Johnson	CB		14	23%	17	65%
B.Dupree	LB		22	32%			D.Nnadi	DT		12	20%	3	12%
J.Taylor	CB		20	29%	23	88%	F.Anudike-Uzomah	DE		12	20%		
J.Colson	LB		13	19%	6	23%	K.Taylor	CB		8	13%	9	35%
N.Niemann	LB				23	88%	J.Cochrane	LB			21	81%	
D.Leonard	CB				18	69%	C.Roland-Wallace	CB			18	69%	
S.Quarterman	LB				18	69%	Ca.Jones	LB			18	69%	
J.Harris	LS				8	31%	S.Bozeman	LB			18	69%	
J.Scott	P				8	31%	N.Remigio	WR			9	35%	
C.Dicker	K				7	27%	J.Winchester	LS			9	35%	
F.Sarell	T				3	12%							

S.Mustipher	C	3	12%	M.Araiza	P	9	35%
J.Patterson	RB	1	4%	M.Wright	K	5	19%
				H.Nourzad	C	5	19%