

# 2024 GAME NOTES



WEEK 14

SUNDAY, DECEMBER 8





# CHIEFS TO FACE THE CHARGERS AT GEHA FIELD AT ARROWHEAD STADIUM



vs.



Kansas City Chiefs (11-1) vs. Los Angeles Chargers (8-4)  
Sunday, December 8, 2024 • NBC • 7:20 p.m. CT  
GEHA Field at Arrowhead Stadium • Kansas City, Missouri

The Kansas City Chiefs are set to face their AFC West rivals, the Los Angeles Chargers, at GEHA Field at Arrowhead Stadium on Sunday. Kickoff is slated for 7:20 p.m. CT. KC enters the contest with a 11-1 record after defeating the Raiders 19-17 on Friday.

The Chiefs continue their quest to win their ninth-straight AFC West title and to be the first team in NFL history to win three-straight Super Bowls. Over the last five seasons the Chiefs have played in four Super Bowls (LIV, LV, LVII and LVIII). Since 2015, the Chiefs have tallied a 50-8 record against AFC West opponents, the NFL's best divisional record over a nine-year span since divisional realignment in 2002. Under Head Coach Andy Reid, KC has qualified for the postseason 11 times and has 11 10+ win seasons. Reid owns 295 career victories (regular season and postseason combined), which is the most of all active coaches and fourth on the NFL's all-time win list. He has tallied 139 regular season wins in Kansas City, which surpasses his regular season win total (130) when he coached the Philadelphia Eagles (1999-2012).

Chiefs QB Patrick Mahomes is in his seventh season as the club's starting quarterback. In Week 1 of this season, Mahomes connected with TE Travis Kelce to surpass PFHOF Len Dawson as the all-time leader in passing yards in Chiefs history and he now owns a total of 31,403 yards. In Week 8 against Las Vegas, Mahomes surpassed 30,000 career passing yards on a 16-yard pass to WR DeAndre Hopkins. In Week 13 vs. Las Vegas, Mahomes passed PFHOF Len Dawson (237) for the franchise record for touchdown passes in a career with a three-yard touchdown pass to WR DeAndre Hopkins and now owns 238 career touchdown passes. As the starter, Mahomes has led the team to six-consecutive AFC Championship Games, four Super Bowl appearances, earned NFL MVP twice (2018, 2022) and Super Bowl MVP honors three times (2019, 2022, 2023). Since 2018, he leads the league in categories such as passing yards (31,119), touchdowns (238) and 25+ yard completions (259). TE Travis Kelce surpassed 11,000 receiving yards in the Week 12 regular season matchup against the Las Vegas Raiders in 2023. He now owns 11,980 yards from scrimmage (15 rush, 11,965 receiving), making him the only Chiefs player with 11,000+ scrimmage yards. This accomplishment also made him the fastest tight end to reach 11,000 yards (154 games) and the only tight end in NFL history to have seven-straight 1,000-yard seasons (2016-22). Kelce also has the most receptions in his first 160 games (910) among tight ends in NFL history. In Week 4 of the 2024 season, Kelce passed PFHOF Tony Gonzalez (916) for the most receptions in Chiefs history and now owns 982. Kelce moved passed TE Antonio Gates (11,841) to move into third place for the most receiving yards by a tight end in Week 12 vs. Carolina. On the defensive side of the ball, DT Chris Jones has the most sacks (80.5) and sack yards (551.5) since 2016 among active defensive tackles and the second-most in the league among all defensive tackles, only trailing Aaron Donald (91.0 and 685.5).

The 2024 Chiefs feature several new faces, including WR Hollywood Brown and WR JuJu Smith-Schuster who were acquired via free agency and WR DeAndre Hopkins via trade. Kansas City was also able to retain a few of its own, including standout DT Chris Jones. The club continued to add speed to its offense by drafting WR Xavier Worthy, who ran a record-breaking 4.21 in the 40-yard dash at the NFL Combine, with the No. 28 pick.

## THIS WEEK'S MEDIA AVAILABILITY

Date	Practice	Coach	Media	Players
Tuesday, Dec. 3	No Media Availability			
Wednesday, Dec. 4	1:20 p.m.	Reid	11:45 a.m.	11:45 a.m.
Thursday, Dec. 5	1:20 p.m.	Coord.	11:45 a.m.	11:45 a.m.
Friday, Dec. 6	11:45 a.m.	Reid	1:00 p.m.	1:00 p.m.
Saturday, Dec. 7	No Media Availability			
Sunday, Dec. 8	Chiefs vs. Chargers - 7:20 p.m. CT			

\* All times are approximate and subject to change with little or no notice.  
\* For credential requests to cover practice, please email Brad Gee at bgee@chiefs.nfl.com. For game credential questions, please email Kelsey Boal at kboal@chiefs.nfl.com.

## BROADCAST INFORMATION

**TV Coverage**  
NBC (KSHB locally)

**Play-by-Play:** Mike Tirico  
**Analyst:** Cris Collinsworth  
**Sideline:** Melissa Stark

**Tico Sports (Kansas City)**  
Audacy App (Chiefs en Espanol)  
Spanish Radio Broadcast

**Play-by-Play:** Oscar Monterroso  
**Analyst:** Hannah Bassham  
**Sideline:** Adan Manzano

**Chiefs Radio Network**  
The Fan (96.5 FM)

**Play-by-Play:** Mitch Holthus  
**Analyst:** Danan Hughes  
**Sideline:** Josh Klingler

**Chiefs Pregame & Postgame Show**  
The Fan (96.5 FM)

**Hosts:** Art Hains and Dan Israel

**Chiefs X Accounts:** @Chiefs  
@KCChiefs\_Matt @ChiefsPR

**Postgame Press Confs Live:**  
Chiefs YouTube/Facebook Channels

## CHIEFS MEDIA WEBSITE INFORMATION

The Kansas City Chiefs 2024 Media Guide is available on the Chiefs media information website, NFLOMG.com. The club's site is an improved interactive online media guide that features an in-game statistics monitoring platform, in addition to the weekly press materials such as transcripts, weekly releases, bios, additional stats and more. The team's guide is updated weekly throughout the season to reflect the most up-to-date information. Media members can also access the Chiefs credential application through the site. To login, the username is **chiefsmedia** and the password is **chiefs**.

## DID YOU KNOW?

Since QB Patrick Mahomes became the starter in 2018, the KC offense ranks second in net yards passing yards per game (280.2) and first in passing touchdowns (245).

## CHIEFS COMMUNICATIONS STAFF CONTACT INFORMATION

Brad Gee	Vice President of Football Communications	(816) 920-4349	bgee@chiefs.nfl.com
Luke Shanno	Vice President of Corporate Communications	(816) 920-4351	lshanno@chiefs.nfl.com
Cydney Glaze	Senior Director of Communications & Admin.	(816) 920-4352	cglaze@chiefs.nfl.com
Kelsey Boal	Communications Coordinator	(816) 920-4355	kboal@chiefs.nfl.com
Olivia Tavernier	Corporate Communications & Publicity Coord.	(816) 920-4691	otavernier@chiefs.nfl.com
Jade Thomas	Communications Seasonal Assistant	(816) 920-4285	jthomas@chiefs.nfl.com
Johnny Chapple Jr.	Communications Seasonal Assistant	(816) 920-4403	jchapple@chiefs.nfl.com
Tim Longoria	Communications Seasonal Assistant	(816) 920-4401	tlongoria@chiefs.nfl.com

## CHIEFS VS. CHARGERS TEAM COMPARISONS

	<b>Chiefs</b>	<b>Chargers</b>
Record	11-1	8-4
Division Standing	1st (AFCW)	2nd (AFCW)
Turnover Margin (NFL Rank)	-4 (T-22nd)	+11 (3rd)

### Offense (NFL Rank)

Net Yards Per Game	341.6 (15th)	311.3 (24th)
Yards Per Play	5.19 (22nd)	5.32 (18th)
Points Per Game	24.1 (11th)	21.7 (18th)
Possession Average	32:02 (4th)	30:01 (18th)
Net Rushing Yards Per Game	111.8 (19th)	112.9 (18th)
Net Passing Yards Per Game	229.8 (12th)	198.4 (24th)
Had Intercepted/Yards	11/130	1/0
Sacks Allowed/Yards	32/-222 (T-19th)	35/-197 (23rd)
Fumbles/Lost	7/3	15/5
Third Down Pct.	51.8% (1st)	37.7% (18th)
Red Zone TD Pct.	52.1% (24th)	53.3% (T-21st)
Giveaways	14 (T-14th)	6 (1st)

### Defense (NFL Rank)

Net Yards Per Game	311.9 (8th)	325.8 (14th)
Yards Per Play	5.30 (10th)	5.24 (9th)
Points Per Game	19.6 (8th)	15.7 (1st)
Net Rushing Yards Per Game	87.8 (3rd)	119.4 (14th)
Net Passing Yards Per Game	224.1 (23rd)	206.4 (10th)
Intercepted By/Yards	6/52	13/151
Sacks For/Yards	24/-134 (27th)	36/-184 (T-6th)
Opp. Fumbles/Opp. Fumble Recovs.	14/4	8/4
Third Down Pct.	39.5% (18th)	33.3% (T-2nd)
Red Zone TD Pct.	51.3% (10th)	42.9% (3rd)
Takeaways	10 (T-26th)	17 (10th)

### Special Teams (NFL Rank)

Punts-Average Yards (Gross)	49.1 (10th)	47.3 (19th)
Punts-Average Yards (Net)	40.6 (25th)	42.7 (11th)
Punt Returns-Average Per	10.2 (13th)	13.6 (4th)
Punt Returns-Average Per Allowed	11.8 (23rd)	9.1 (17th)
Kickoff Returns-Average Per	26.9 (18th)	30.7 (4th)
Kickoff Returns-Avg. Per Allowed	29.7 (26th)	28.5 (23rd)
Field Goal Percentage/(M/A)	89.3% (25/28)	93.1% (27/29)

### Penalties (NFL Rank)

Penalties Against/Yards	68/576 (7th)	67/506 (T-4th)
Opp. Penalties Against/Yds	79/643 (16th)	68/539 (29th)

## CHIEFS VS. CHARGERS IND. COMPARISONS

	<b>Chiefs</b>	<b>Chargers</b>
	<b><u>PASSING YARDS</u></b>	
Mahomes	2,979	Herbert ..... 2,551

	<b><u>RUSHING YARDS</u></b>	
Hunt	592	Dobbins ..... 766
Mahomes	231	Edwards ..... 238
Pacheco	179	Herbert ..... 212

	<b><u>RECEIVING YARDS</u></b>	
Kelce	637	McConkey ..... 815
Worthy	407	Palmer ..... 414
Gray	373	Dissly ..... 399
Hopkins	325	Johnston ..... 366

	<b><u>POINTS SCORED</u></b>	
Butker	75	Dicker ..... 102
Worthy	36	Dobbins ..... 48
Hunt	30	Johnston ..... 36

	<b><u>INTERCEPTIONS</u></b>	
Conner	2	Still ..... 3
Four Tied	1	Molden ..... 3
		Seven Tied ..... 1

	<b><u>SACKS</u></b>	
Jones	5.0	Tuipulotu ..... 7.0
Karlaftis	5.0	Dupree ..... 5.0
Wharton	2.5	Mack ..... 4.5

	<b><u>DEFENSIVE TACKLES</u></b>	
Bolton	84	Henley ..... 109
Reid	68	James ..... 75
Tranquill	66	Perryman ..... 54
Cook	60	Molden ..... 54

	<b><u>KICKOFF RETURNS (AVG.)</u></b>	
Perine	4 (32.5)	Davis ..... 7 (31.3)

	<b><u>PUNT RETURNS (AVG.)</u></b>	
Hardman	20 (10.2)	Davis ..... 13 (14.6)

	<b><u>FIELD GOALS</u></b>	
Butker	18/20 (90.0%)	Dicker ..... 27/29 (93.1%)

	<b><u>PUNTS (GROSS/NET AVG.)</u></b>	
Araiza	37 (49.1/40.6)	Scott ..... 58 (47.3/42.7)

## CHIEFS VS. CHARGERS SERIES HISTORY

• The Chiefs and the Chargers are matching up for the 129th time between the regular season and the postseason. These teams have met once in the postseason, following the 1992 season when they faced each other in the Wild Card round. Overall, the Chiefs are 70-58-1 against the Chargers.

• The Chiefs will look for their seventh consecutive win over the Chargers. The streak started with an overtime thriller in 2021.

• Since becoming the team's starter in 2018, QB Patrick Mahomes has gone 9-2 against this AFC West opponent. Since becoming head coach in 2013, Andy Reid has posted a 18-5 record against the Chargers.

• In the past 10 matchups, there have been two games decided by overtime, both of which the Chiefs were victorious, and seven games decided by seven or fewer points.

### CHIEFS VS. CHARGERS SERIES HISTORY - LAST 10 GAMES

Date	Result	Of Note
12/29/2019*	W, 31-21	KC: Hardman returned a kick 104 yards for a TD.
09/20/2020	W, 23-20 (OT)	KC: Butker converted two 58-yard FGs, one in OT to win.
01/03/2021*	L, 21-38	LAC: Herbert threw for 302 yards with three TDs.
09/26/2021*	L, 24-30	LAC: Four receivers had TD receptions, Williams had two.
12/16/2021	W, 34-28 (OT)	KC: Mahomes threw for 410 yards and three TDs.
09/15/2022*	W, 27-24	KC: Watson had a 99-yard pick-six to take the lead.
11/20/2022	W, 30-27	KC: Pacheco rushed for 107 yards and Kelce totaled three TDs.
10/22/2023*	W, 31-17	KC: Mahomes threw for 424 yards and four TDs.
01/07/2024	W, 13-12	KC: Hardman had six catches for 77 yards.
09/29/2024	W, 17-10	KC: Worthy had 3 catches for 73 yards and a TD.

\*GEHA Field at Arrowhead Stadium

## CHIEFS HEAD COACH ANDY REID



Reid is in his 33rd NFL season, 26th as a head coach and 12th with the Chiefs. Since 2013, Reid tallied 139 regular season wins, making him the winningest coach in franchise history. Reid's 80 wins at GEHA Field at Arrowhead Stadium passed Marty Schottenheimer for most wins at the home of the Chiefs (64). In 2019, Reid led the Chiefs to their first Super Bowl appearance and victory in 50 years, bringing the Lombardi Trophy back to Kansas City for the first time since the 1969 season. Additionally, the Chiefs 35-24 victory over the Tennessee Titans in the AFC Championship Game brought the Lamar Hunt Trophy to Kansas City for the first time ever. Under Reid, the Chiefs have made the playoffs 11-of-12 seasons, including a franchise best 14-2 record in 2020. Reid has led the Chiefs to back-to-back Super Bowl appearances twice (LIV and LV, LVII and LVIII) including back-to-back victories in Super Bowl LVII and Super Bowl LVIII.

The Chiefs were the first team in NFL history to host five consecutive Conference Championship games (2018-22) and have appeared in six-straight (2018-2023). The club has also earned eight-straight AFC West titles (2016-23) for the first time in franchise history. In 2015, the Chiefs won their first playoff game since 1994, defeating the Texans 30-0. The team finished 11-5 after a 1-5 start in 2015. It was the greatest turnaround in a single-season in NFL history. In 2013, Reid led the Chiefs to an 11-5 record marking the greatest single-season turnaround in franchise history after the team finished 2-14 in 2012.

Prior to joining the Chiefs, Reid led the Eagles to a 130-93-1 (.583) regular season record during his 14 seasons as head coach. He led the Eagles franchise to one Super Bowl appearance. When you include his time as an NFL assistant coach, his teams have made the playoffs 22 times (31-21 record), and he has coached in seven Super Bowls, eight NFC Championships and six AFC Championships. Reid spent seven seasons as an assistant coach with the Green Bay Packers under Head Coach Mike Holmgren. Prior to joining the NFL ranks, Reid's final collegiate stop was the University of Missouri (1989-91). Prior to his stint with the Tigers, Reid spent two years working with the offensive line at the University of Texas - El Paso, and before that, he held the same position with Northern Arizona. In 1983, Reid took the position of offensive coordinator and offensive line coach at San Francisco State, where he spent three seasons. A tackle/guard at Brigham Young University from 1979-81, Reid entered the coaching ranks as a graduate assistant at BYU in 1982.

<b>NFL Head Coach:</b>	26th Year	<b>Record w/ KC:</b>	139-52 (.728)
<b>NFL Coach Overall:</b>	33rd Year	<b>Record w/ PHI:</b>	130-93-1 (.583)
<b>NFL Overall:</b>	295-161-1 (.647)	<b>Record vs. LA:</b>	20-6 (.769)
<b>Reg. Season:</b>	269-145-1 (.649)	<b>College:</b>	BYU ('81)
<b>Postseason:</b>	26-16 (.619)	<b>Hometown:</b>	Los Angeles, Calif.

### ANDY REID'S CAREER PATH

1979-82	BYU	Tackle/Guard ('79-81) Graduate Assistant ('82)
1983-85	San Francisco State	Offensive Coordinator Offensive Line
1986	Northern Arizona	Offensive Line
1987-88	Texas-El Paso	Offensive Line
1989-91	Missouri	Offensive Line
1992-98	Green Bay Packers	Tight Ends / Offensive Line ('92-96) Quarterbacks ('97-98)
1999-12	Philadelphia Eagles	Head Coach ('99-00) HC/Exec. V.P. Football Ops ('01-12)
2013-24	Kansas City Chiefs	Head Coach



### ANDY REID'S HARDWARE



## CHARGERS HEAD COACH JIM HARBAUGH



The Los Angeles Chargers hired Jim Harbaugh as the 19th head coach in franchise history, returning the former Chargers quarterback from the 1999 and 2000 seasons to Southern California. Harbaugh brings with him a winning culture, posting a 147-52 record as a collegiate head coach and a 57-26-1 record as an NFL head coach. In four years, he led the San Francisco 49ers to three straight NFC Championship Games, including an appearance in Super Bowl XLVII.

Harbaugh rejoined the Chargers after spending the past nine years at his alma mater as the head football coach for the University of Michigan. He led Michigan to an 86-25 record along with three-consecutive Big Ten Championships, three straight appearances in the College Football Playoff and a perfect 15-0 record during his final season in Ann Arbor, Mich., that saw the Wolverines crowned 2023 National Champions.

Prior to being a head coach in the NFL, Harbaugh spent four years at the helm at Stanford University (2007-10) and three at the University of San Diego (2004-06). He turned around a Stanford program that went 1-11 in 2006 and led the Cardinals to 29 wins over his four seasons in Palo Alto, Calif., including a 12-win season that culminated in an Orange Bowl victory in 2010. Harbaugh broke into the head coaching ranks at San Diego, leading the Toreros to a 29-6 record in three years. Harbaugh began his coaching career as the quarterbacks coach for the Oakland Raiders from 2002-03. In his first season with Oakland, the Raiders went to Super Bowl XXXVII, while quarterback Rich Gannon earned MVP honors and was named a Pro Bowler and an AP first-team All-Pro.

In 15 years as an NFL quarterback (1987-2001), Harbaugh played for five organizations, including with the Chargers from 1999-2000. He got his start in coaching while he was still playing in the NFL, working as an unpaid assistant at Western Kentucky from 1994-2001, where his father, Jack, was the head coach. Harbaugh was selected with the 25th overall pick in the 1987 NFL Draft by Chicago and went on to start 140-of-177 career games played, throwing for 26,288 yards and 129 touchdowns. He led the NFL in passer rating in 1995, earning Comeback Player of the Year recognition and a Pro Bowl selection after leading the Colts to an AFC Championship Game appearance. Harbaugh eventually went to the Chargers for two seasons and is one of four Chargers quarterbacks to throw for 400 yards in a single game.

<b>NFL Head Coach:</b>	5th Year	<b>Record w/ SF:</b>	44-19-1 (.695)
<b>NFL Coach Overall:</b>	7th Year	<b>Record w/ LA:</b>	8-4 (.667)
<b>NFL Overall:</b>	57-26-1 (.685)	<b>Record vs. KC:</b>	1-1 (.500)
<b>Reg. Season:</b>	52-23-1 (.691)	<b>College:</b>	Michigan ('86)
<b>Postseason:</b>	5-3 (.625)	<b>Hometown:</b>	Toledo, Ohio

### JIM HARBAUGH'S CAREER PATH

1982-86	University of Michigan	Quarterback
1987-93	Chicago Bears	Quarterback
1994-97	Indianapolis Colts	Quarterback
	Western Kentucky	Assistant ('94-01)
1998	Baltimore Ravens	Quarterback
1999-00	San Diego Chargers	Quarterback
2001	Carolina Panthers	Quarterback
2002-03	Oakland Raiders	Quarterbacks Coach
2004-06	University of San Diego	Head Coach
2007-10	Stanford University	Head Coach
2011-14	San Francisco 49ers	Head Coach
2015-23	University of Michigan	Head Coach
2024	Los Angeles Chargers	Head Coach







### JIM HARBAUGH'S HARDWARE



## CHIEFS-CHARGERS CONNECTIONS

### COLLEGE CONNECTIONS

Underline> indicates a coach or administrative role (c/a).  
**Bold>** indicates a connection from a current coach's former playing career.

	KC	NT Mike Pennel	2013
	LAC	DL Morgan Fox	2012-15
	KC	DT Derrick Nnadi	2014-17
	LAC	S Derwin James Jr.	2015-17
	KC	WR Mecole Hardman	2016-18
	KC	DE Malik Herring	2017-20
	LAC	OL Jamaree Salyer	2018-21
	KC	DE Mike Danna	2019
	LAC	RB Hassan Haskins	2018-21
	KC	QB Carson Wentz	2011-15
	LAC	QB Easton Stick	2014-18
	KC	LB Drue Tranquill	2014-18
	LAC	S Alohi Gilman	2017-19
	LAC	<u>(c/a) Mike Hiestand</u>	2014-15
	KC	S Justin Reid	2015-17
	LAC	T Foster Sarell	2017-20
	KC	OL Wanya Morris	2019-20
	KC	G Trey Smith	2017-20
	LAC	WR Joshua Palmer	2017-20
	KC	CB Trent McDuffie	2019-21
	LAC	DB Elijah Molden	2017-20
	KC	S Jaden Hicks	2021-23
	LAC	LB Daiyan Henley	2022

### BEHIND ENEMY LINES

- Chiefs Head Coach **Andy Reid** is from **Los Angeles, California**.
- Chiefs **CB Trent McDuffie** is from **Westminster, California**, just 30 miles southeast of SoFi Stadium.

### HOMETOWN CONNECTIONS

- Chiefs Head Coach **Andy Reid** and Chargers **LB Daiyan Henley** are both from **Los Angeles, California**.

### FORMER CHARGERS








- Chiefs **LB Drue Tranquill** was drafted by the Chargers in the fourth round of the 2019 NFL Draft (130th overall). He spent four seasons in Los Angeles, accumulating 279 tackles (186 solo), 6.5 sacks and one interception across 47 games (27 starts).

### FAMILY TIES

- Chiefs Legend **T John Alt** is the father of Chargers rookie **T Joe Alt**. John Alt played for the Chiefs from 1984-96.
- Chiefs **DT Marlon Tuipulotu** is the older brother of Chargers **OLB Tuli Tuipulotu**. The Tuipulotu brothers both played football at USC.

### NFL CONNECTIONS

Underline> indicates a coach or administrative role (c/a).  
**Bold>** indicates a connection from a current coach's former playing career.

CHIEFS		CHARGERS
<u>(c/a) Matt Nagy</u> (2018-21)		OLB Khalil Mack (2018-21)
QB Carson Wentz (2022-23)		QB Taylor Heinicke (2020-22)
DT Marlon Tuipulotu (2021-23)		K Cameron Dicker (2022)
NT Mike Pennel (2021)		LS Josh Harris (2012-21)
T Jawaan Taylor (2019-22)		P JK Scott (2021)
WR JuJu Smith-Schuster (2017-21)		OLB Bud Dupree (2015-20)
<u>(c/a) Brendan Daly</u> (2006-08, 12-13)		<u>(c/a) Ryan Ficken</u> (2007-21)



## WHAT TO WATCH FOR...

• **QB Patrick Mahomes** is 14 passing yards away from passing PFHOF QB Dan Marino for fourth place for the most passing yards in a player's first eight seasons in the NFL.

• With 76 career receiving touchdowns, **TE Travis Kelce** is tied with PFHOF TE Tony Gonzalez (76) for most in franchise history. With 79 total career touchdowns scored, **Kelce** is five shy of passing Priest Holmes (83) for the franchise record.

• Totalling 484 points in his career so far, **Kelce** needs 17 points to pass Priest Holmes (500) for the most points as a non-kicker in franchise history and the fifth most in franchise history.

• **Kelce** (11,965) is currently 35 receiving yards away from eclipsing 12,000 receiving yards. He would be one of three tight ends in NFL history to do so in their career (PFHOF TE Tony Gonzalez and Jason Witten).

• **C Creed Humphrey** has started 63 consecutive games since entering the league in 2021. He needs two more starts to pass CB Brandon Carr (64) for second most consecutive starts in a Chiefs career.

• **LB Nick Bolton** has the third-most 10+ tackle games in his Chiefs career with 15 such games. He needs eight more games of 10+ tackles to pass LB Donnie Edwards (22) for second-most in Chiefs history.

• **DT Chris Jones** now owns 80.5 career sacks, passing LB Justin Houston for fourth-most in team history (dating back to 1982). He already owns the franchise record for most sacks by a defensive tackle or nose tackle. He is now 5.0 sacks behind tying DE Neil Smith (85.5) for third-most sacks in franchise annals.

• **CB Trent McDuffie** has 4.5 sacks as a cornerback. With 2.0 more, he would be tied for the most sacks by a cornerback in Chiefs history. McDuffie has six forced fumbles in his career already. With four more, he would crack the top 10 for most amongst defenders in Chiefs history.

• **K Harrison Butker** had a 53-yarder Week 3 against the Falcons that marked his 30th career field goal of 50+ yards. His 30 made field goals of 50+ yards are tied for eighth-most in the NFL since he entered the league in 2017. He needs one more 50+ yard field goal to tie New York Jets K Greg Zuerlein (31) and Tampa Bay Buccaneers K Chase McLaughlin (31) for sixth-most.



## CHIEFS ASSISTANT COACHES

### OFFENSIVE STAFF

**Matt Nagy**  
Offensive Coordinator

**Joe Bleymaier**  
Pass Game Coordinator

**Connor Embree**  
Wide Receivers

**David Girardi**  
Quarterbacks

**Andy Heck**  
Offensive Line

**Tom Melvin**  
Tight Ends

**Todd Pinkston**  
Running Backs

**Porter Ellett**  
Assistant Running Backs

**Corey Matthaei**  
Assistant Offensive Line

**Dan Williams**  
Offensive Quality Control/Asst. Quarterbacks

**Kevin Saxton**  
Offensive Assistant

### DEFENSIVE STAFF

**Steve Spagnuolo**  
Defensive Coordinator

**Joe Cullen**  
Defensive Line

**Donald D'Alesio**  
Safeties

**Brendan Daly**  
Linebackers

**Dave Merritt**  
Defensive Backs

**Rod Wilson**  
Outside Linebackers

**Terry Bradden**  
Assistant Defensive Line

**Alex Whittingham**  
Defensive Quality Control

**Louie Addazio**  
Defensive Quality Control

### SPECIAL TEAMS STAFF

**Dave Toub**  
Assistant Head Coach/Special Teams Coordinator

**Andy Hill**  
Assistant Special Teams

### MISCELLANEOUS

**Rick Burkholder**  
Vice President of Sports Medicine and Performance

**Ryan Reynolds**  
Head Strength & Conditioning/Director of Sports Science

**Greg Carbin**  
Assistant Strength and Conditioning

**Nick Cassetta**  
Assistant Strength and Conditioning

**Spencer Reid**  
Assistant Strength and Conditioning

**Mike Frazier**  
Statistical Analysis Coordinator

## CHIEFS 2024 SCHEDULE

### PRESEASON SCHEDULE

Date	Opponent	Time	Result
Saturday, Aug. 10	at Jacksonville Jaguars	6:00 p.m.	L, 13-26
Saturday, Aug. 17	Detroit Lions	3:00 p.m.	L, 23-24
Thursday, Aug. 22	Chicago Bears	7:20 p.m.	L, 21-34

### REGULAR SEASON SCHEDULE

Date	Opponent	Time	Result
Thursday, Sept. 5	Baltimore Ravens	7:20 p.m.	W, 27-20
Sunday, Sept. 15	Cincinnati Bengals	3:25 p.m.	W, 26-25
Sunday, Sept. 22	at Atlanta Falcons	7:20 p.m.	W, 22-17
Sunday, Sept. 29	at Los Angeles Chargers	3:25 p.m.	W, 17-10
Monday, Oct. 7	New Orleans Saints	7:15 p.m.	W, 26-13
Sunday, Oct. 13	BYE WEEK	-----	-----
Sunday, Oct. 20	at San Francisco 49ers	3:25 p.m.	W, 28-18
Sunday, Oct. 27	at Las Vegas Raiders	3:25 p.m.	W, 27-20
Monday, Nov. 4	Tampa Bay Buccaneers	7:15 p.m.	W, 30-24 (OT)
Sunday, Nov. 10	Denver Broncos	12:00 p.m.	W, 16-14
Sunday, Nov. 17	at Buffalo Bills	3:25 p.m.	L, 21-30
Sunday, Nov. 24	at Carolina Panthers	12:00 p.m.	W, 30-27
Friday, Nov. 29	Las Vegas Raiders	2:00 p.m.	W, 19-17
Sunday, Dec. 8	Los Angeles Chargers	7:20 p.m.	NBC
Sunday, Dec. 15	at Cleveland Browns	12:00 p.m.	CBS
Saturday, Dec. 21	Houston Texans	12:00 p.m.	NBC
Wednesday, Dec. 25	at Pittsburgh Steelers	12:00 p.m.	NETFLIX
Sat/Sun, Jan. 4/5	at Denver Broncos	TBD	TBD

\*All times CT\*



## CHIEFS ALL-TIME VS. AFC WEST OPPONENTS

### OVERALL (REG. SEASON)

Team	Record	Pct.	Longest Win Streak
Denver	73-55-0	.570	16 (2015-2023)
LA Chargers	70-57-1	.551	9 (2014-2018)
Las Vegas	73-54-2	.574	9 (2003-2007)

### AT HOME (REG. SEASON)

Team	Record	Pct.	Longest Win Streak
Denver	45-19-0	.703	14 (1960-1973)
LA Chargers	38-26-0	.594	7 (1997-2003)
Las Vegas	38-26-1	.592	10 (1989-1998)

### ON THE ROAD (REG. SEASON)

Team	Record	Pct.	Longest Win Streak
Denver	28-36-0	.438	8 (2015-2022)
LA Chargers	32-31-1	.508	11 (2014-Current)
Las Vegas	35-28-1	.555	7 (2003-2009, 2018-Current)

## 2024 AFC WEST STANDINGS

Team	W	L	Pct.	PF	PA	Streak
Kansas City Chiefs	11	1	.917	289	235	Won 2
Los Angeles Chargers	8	4	.667	260	188	Won 1
Denver Broncos	8	5	.615	305	234	Won 3
Las Vegas Raiders	2	10	.167	223	333	Lost 8

## CHIEFS 2023 SCHEDULE

### PRESEASON SCHEDULE

Date	Opponent	Time	Result
Sunday, Aug. 13	at New Orleans Saints	12:00 p.m.	L, 24-26
Saturday, Aug. 19	at Arizona Cardinals	7:00 p.m.	W, 38-10
Saturday, Aug. 26	Cleveland Browns	12:00 p.m.	W, 33-32

### REGULAR SEASON SCHEDULE


Date	Opponent	Time	Result
Thursday, Sept. 7	Detroit Lions	7:20 p.m.	L, 20-21
Sunday, Sept. 17	at Jacksonville Jaguars	12:00 p.m.	W, 17-9
Sunday, Sept. 24	Chicago Bears	3:25 p.m.	W, 41-10
Sunday, Oct. 1	at New York Jets	7:20 p.m.	W, 23-20
Sunday, Oct. 8	at Minnesota Vikings	3:25 p.m.	W, 27-20
Thursday, Oct. 12	Denver Broncos	7:15 p.m.	W, 19-8
Sunday, Oct. 22	Los Angeles Chargers	3:25 p.m.	W, 31-17
Sunday, Oct. 29	at Denver Broncos	3:25 p.m.	L, 9-24
Sunday, Nov. 5	Miami Dolphins (Germany)	8:30 a.m.	W, 21-14
Sunday, Nov. 12	BYE WEEK	-----	-----
Monday, Nov. 20	Philadelphia Eagles	7:15 p.m.	L, 17-21
Sunday, Nov. 26	at Las Vegas Raiders	3:25 p.m.	W, 31-17
Sunday, Dec. 3	at Green Bay Packers	7:20 p.m.	L, 19-27
Sunday, Dec. 10	Buffalo Bills	3:25 p.m.	L, 17-20
Monday, Dec. 17	at New England Patriots	7:15 p.m.	W, 27-17
Monday, Dec. 25	Las Vegas Raiders	12:00 p.m.	L, 14-20
Sunday, Dec. 31	Cincinnati Bengals	3:25 p.m.	W, 25-17
Sunday, Jan. 7	at Los Angeles Chargers	3:25 p.m.	W, 13-12
Saturday, Jan. 13	Miami Dolphins (WC)	3:30 p.m.	W, 26-7
Sunday, Jan. 21	at Buffalo Bills (DIV)	5:30 p.m.	W, 27-24
Sunday, Jan. 28	at Baltimore Ravens (AFC)	2:00 p.m.	W, 17-10
Sunday, Feb. 11	San Francisco 49ers (SB)	5:30 p.m.	W, 25-22 (OT)

\*All times CT\*



## 2024 CHIEFS OFFENSIVE RANKINGS

Category	NFL Rank	Value
10-Play Drives	1st	34 drives
Pct. of 1st Down Plays Gaining 4+ Yds	5th	53.8%
1st and Goal Inside 5 Drives	T-4th	16 drives
3rd Down Conversion Pct.1st	1st	51.8%
3rd and 4th and 1 Yd. Conv. Pct.	7th	75.8%
3rd and 10+ Yd. Conversion Pct.	1st	29.3%
3rd and > 6 Yd. Conversion Pct.	1st	32.8%
3rd and 4 - 6 Yd. Conversion Pct.	1st	68.3%
4th Down Conversion Pct.	3rd	81.8%
4th and 1 Conversion Pct.	T-1st	100.0%
4th and < 4 Yd. Conversion Pct.	2nd	90.0%
Avg. Length of Scoring Drives	2nd	9.65 plays
Avg. Yards to Go on 2nd Down	3rd	7.25 yards
5-Minute Drives	1st	28 drives
Passer Rating in Blitz Situations	10th	100.92 rating
Points on 1st Offensive Possessions	T-9th	34 points
Dropped Pass Percentage	9th	4.0%
Field Goal Percentage	T-9th	89.3%
Total First Downs Made	5th	262 first downs
Fumbles Lost	T-3rd	3 fumbles
Goal-to-Go Drives	T-7th	26 drives
Inside 30 Touchdown Efficiency	10th	49.1%
Offensive Points Scored	10th	283 points
Offensive Scoring Efficiency	5th	46.6%
Opp. Fumble Returns of 20+ Yards	T-1st	0 returns
Passing First Downs Made	2nd	162 first downs
Yards After Catch	4th	1,604 yards
Penalties Accepted Against	7th	68 penalties
Punt Returns of 20+ Yards	T-7th	2 returns
Gross Punting Average	10th	49.1 yards
Red Zone 3rd Down Conversion Pct.	6th	44.1%
Red Zone Drives	T-6th	48 drives
Red Zone Successful Play Pct.	4th	53.8%
Avg. Rushes and Completions	5th	51.9 advances
Non-Kneel Rushes for Negative Yds.	1st	11 rushes
Pct. of Rushes Gaining 4+ Yards	7th	49.2%
Pct. of 1st Down Rush Gain 4+ Yds	1st	55.6%
Offensive Touchdowns Scored	T-9th	30 touchdowns
Successful Play Percentage	2nd	54.9%
Avg. Time of Possession	4th	32:02
Touchdown Drives	T-9th	30 drives



## 2024 CHIEFS DEFENSIVE RANKINGS

Category	NFL Rank	Value
Opp. Passer Rating in Blitz Situations	10th	86.29 rating
Opp. Possessions	2nd	116 possessions
Fumble Returns of 20+ Yards	T-3rd	1 return
Goal-to-Go Takeaways	T-10th	1 takeaway
Miscellaneous Touchdowns Allowed	T-1st	0 touchdowns
Points Allowed	9th	235 points
Opp. Field Goal Percentage	5th	73.1%
Opp. Red Zone 3rd Down Conv. Pct.	T-10th	33.3%
Opp. Yards Per Play Inside the 30	8th	3.38 yards
Opp. Yards Per Play In Red Zone	5th	2.29 yards
Opp. 1st and Goal Inside 5 TD Pct.	T-7th	72.7%
Opp. 3rd and 10+ Yd. Conv. Pct.	7th	12.8%
Opp. 3rd and > 6 Yd. Conv. Pct.	7th	20.5%
Opp. 4th and 1 Yd. Conv. Pct.	T-6th	57.1%
Opp. 4th and > 6 Yd. Conversion Pct.	T-1st	0.0%
Opp. 4th and < 4 yd. Conversion Pct.	9th	60.0%
Opp. Goal to Go Scoring Efficiency	T-10th	66.7%
Opp. Red Zone Scoring Efficiency	10th	51.3%
Opp. Rushing Plays of 10+ Yards	2nd	23 plays
Opp. Rushing Plays of 20+ Yards	T-2nd	3 plays
Opp. Rushing Plays of 50+ Yards	T-1st	0 plays
Opp. Pct. 1st Down Rush Gain 4+ Yds	2nd	37.7%
Opp. Average Yards per Down	10th	5.30 yards
Opp. Pct. 1st Down Plays of 4+ Yards	8th	47.5%
Opp. Avg. 1st Down Yardage	10th	5.09 yards
Opp. 4th Down Conversion Pct.	T-7th	50.0%
Opp. Total First Downs	T-7th	220 first downs
Opp. Plays of 10+ Yards	T-3rd	134 plays
Opp. Plays of 20+ Yards	6th	37 plays
Opp. Plays of 20+ Yds (Past 8 Games)	T-9th	27 plays
Opp. Pts. on Scoring Drives of <4 Plays	T-9th	14 points
Opp. Rushes and Completions	6th	45.3 advances
Opp. Avg. Rushing Yards Per Game	3rd	87.8 yards
Opp. Pct. of Rush Gaining 4+ Yards	3rd	40.8%
Opp. Total Points Scored	8th	235 points
Opp. Avg. Time of Possession	4th	27:58
Opp. Yards Per Game	8th	311.9 yards
Opp. Yards Per Play	10th	5.30 yards
Opp. Passer Rating on 1st Down	10th	86.7 rating
Opp. Points in End of Half Situations	9th	36 points
Opp. Red Zone Successful Plays Allow.	10th	43.8%
Opp. Avg. Rush Yds. on 1st Down	4th	3.70 yards
Opp. Avg. Rush Yds. on 2nd Down	3rd	3.60 yards
Opp. Drives Starting Inside KC 20	T-9th	1 drive
Opp. Successful Play Percentage	7th	47.1%
Total Points Allowed	8th	235 points
Total Points Allowed (Past 8 Games)	T-9th	163 points
Points Allowed in Two-Minute Defense	T-6th	9 points





## 2024 KANSAS CITY CHIEFS DRAFT CLASS

The Chiefs selected seven players in the 2024 NFL Draft. Six of the seven draft picks are still on the active roster or injured reserve.

**WR Xavier Worthy** was taken in the first round by the Chiefs with the No. 28 overall pick. Worthy saw action in 39 games at the University of Texas-Austin. He finished his Longhorn career with the third-most career touchdowns (26) in Longhorn history, fourth in all-time career receiving yards (2,755), sixth in receptions (197) and eighth in punt return yards (564). Worthy was a 2023 first-team All-Big 12 selection, a 2023 All-America second-team selection as a punt returner and was a 2023 third-team AP All-America honoree as an all-purpose player. Worthy scored two touchdowns in the home opener against Baltimore. He has appeared in 12 games (nine starts) and has recorded 33 catches for 407 yards and four touchdowns and 11 carries for 49 yards and two touchdowns in 2024.

**T Kingsley Suamataia** was selected by the Kansas City Chiefs in the second round with the 63rd pick overall. Suamataia spent the 2021 season at Oregon before transferring to BYU. He played in 26 career games (24 at BYU) with 13 starts and was a 2023 team captain. Suamataia was selected to the 2023 second-team All-Big 12 team. In the 2022 season, Suamataia didn't allow a sack in 361 pass blocking snaps. Suamataia has appeared in 11 games (two starts) in 2024.

**TE Jared Wiley** was the first of two fourth-round picks by the Chiefs. Kansas City used the 131st pick on Wiley. Wiley played three seasons at Texas (2019-21) before transferring and spending two seasons at TCU (2022-23). As a team captain in 2023, Wiley ended his Horned Frog career with 47 receptions, which led the team and ranked fourth nationally among Power Five tight ends, for 520 receiving yards. His eight touchdowns were a team-high and tied for the most in the nation among tight ends. Wiley appeared in seven games (two starts) and had one reception for seven yards in 2024 before going on injured reserve with a knee injury.

**DB Jaden Hicks** was the second of the two fourth-round picks by Kansas City. Hicks was selected with pick No. 133. He played three years at Washington State (2021-23). In 2023, Hicks appeared in 12 contests (four starts) totaling 79 tackles (49 solo), 2.5 sacks (-16.0 yards), six tackles for loss (-22.0 yards) and two interceptions. He averaged 6.6 tackles per game which ranked 11th in the Pac-12. According to Pro Football Focus, Hicks had the best coverage grade among Pac-12 safeties (84.9), the second-highest overall grade (77.7), and the second-best pass rush grade (83.6). Hicks also had the best coverage grade among all Pac-12 defensive players (84.9), the fourth-best overall defensive grade in the Pac-12 (77.7) and ranked sixth in coverage (84.9) nationally among all safeties. Hicks has appeared in 12 contests and has recorded nine tackles (eight solo), including one for loss, a pass defended and an interception in 2024.

**OL Hunter Nourzad** was selected by the Kansas City Chiefs in the fifth round with the 159th overall pick. Nourzad played two seasons at Cornell University (2019, 2021; 2020 cancelled) before playing his final two seasons at Penn State (2022-23) to finish out his collegiate career. Starting in 2-out-of-12 games in 2023, Nourzad was voted second-team All-Big Ten by coaches and media, earned academic All-Big Ten honors, won Penn State's Tim Shaw Thrive award and was named to the team's Nittany Lion Club for the highest GPA as a senior. He also received the coaching staff's Offensive Player of the Week award after his performance against Iowa (9/23/23). Nourzad has played in 12 games this season.

**OL C.J. Hanson** was selected by Kansas City in the drafts seventh round with the 248th overall pick. Hanson spent five seasons at Holy Cross. In 2023, he was a part of an offensive line that ranked in the top-10 in the FBS nationally in rushing offense (third, 264.2 yards per game), total offense (fourth, 466.6 yards per game) and scoring offense (sixth, 36.9 yards per game). Hanson started all 11 games in the 2023 season and was an All-ECAC selection, All-New England honoree, All-Patriot first-team selection, Stat Perform All-America third-team and he was invited to the 2024 East-West Shrine Bowl.

## CHIEFS HALL OF FAME INDUCTEE - TAMBA HALI

Tamba Hali spent all 12 of his NFL seasons with the Kansas City Chiefs (2006-17), appearing in 177 games (157 starts) which is the second-most by a linebacker in franchise history. Hali was name to five-straight Pro Bowls (2011-15) and the PFW/PFWA All-Rookie Team in his rookie season in 2006. He is still making his impact on Chiefs Kingdom by working with young pass rushers such as DE George Karlaftis and DE Felix Anudike-Uzomah.

Throughout his career, Hali tallied 596 tackles, 158 quarterback hits, 89.5 sacks (591.5 yards), 85 tackles for loss, 33 forced fumbles, 16 passes defended, eight fumble recoveries, two interceptions and one touchdown. Hali's 33 forced fumbles are the most in Chiefs history and his 89.5 sacks are ranked second in Chiefs history, only behind PFHOF Derrick Thomas. The 596 total tackles that he recorded throughout his career rank third in all-time Chiefs History and the 85 tackles for loss are the second-most among all-Chiefs linebackers, only trailing his former teammate, Justin Houston.



"My family and I are thrilled to announce Tamba Hali as this year's inductee into the Chiefs Hall of Fame," Chiefs Chairman and CEO Clark Hunt said. "From the day we drafted Tamba in 2006, he has inspired our fans with electrifying performances on the field and outstanding character off the field. Throughout his illustrious career, Tamba was respected and admired by his teammates, as he moved from defensive end to outside linebacker in his fourth season and quickly became a Pro Bowler. His stats speak for themselves, establishing him as one of the great defensive players in Chiefs history. And he is perhaps even more impressive off the field. Tamba's remarkable personal journey has molded a man of integrity, resilience and determination. He has given back to the community in Kansas City, in New Jersey, and in his childhood home of Liberia. Chiefs Kingdom, all around the world, is cheering for him today."



## NEW TO THE KINGDOM

Since the beginning of 2024, the Kansas City Chiefs signed a number of veteran players to bolster the roster.

Pos.	Name	Last Team	How Acquired
QB	Carson Wentz	L.A. Rams	FA-24
WR	Hollywood Brown	Arizona Cardinals	FA-24
WR	JuJu Smith-Schuster	New England Patriots	FA-24
RB	Samaje Perine	Cincinnati Bengals	FA-24
RB	Kareem Hunt	Cleveland Browns	FA-24
WR	DeAndre Hopkins	Tennessee Titans	T-24
DE	Josh Uche	New England Patriots	T-24

## HEAD COACH ANDY REID NOTES

### REID'S CAREER HIGHLIGHTS

• Head Coach Andy Reid holds a career record of 269-145-1 in the regular season, as well as a 26-16 postseason record. Reid's 295 combined wins rank fourth-most in NFL history and first among active coaches in regular season and postseason wins. He has defeated all 32 NFL teams as a head coach. His 139 regular season wins in his first 12 seasons with KC are more than any other head coach in franchise history (191 games). Reid owns a .649 regular season winning percentage and a .647 career winning percentage.

• The Chiefs have won eight-straight AFC West titles (2016-23) for the first time in franchise history. Kansas City earned the No. 1 seed in the AFC in the 2018 season and defeated the Colts to advance to the AFC Championship. In 2019, as the No. 2 seed, the Chiefs defeated the Texans, 51-31 to advance and host the AFC title game for the second year in a row and for the first time in franchise history. KC defeated the Titans to advance to Super Bowl LIV. The Chiefs defeated the 49ers in Super Bowl LIV for Reid's first Super Bowl victory as a head coach and KC's first SB victory in 50 years. In 2020 KC earned the number one seed, finishing with a franchise-best 14-2 record. In 2021, the Chiefs advanced to the AFC Championship Game, with Reid becoming the first to coach in four-straight home AFC Championship Games. In 2022, KC finished the regular season 14-3, earning the No. 1 seed. KC defeated the Jacksonville Jaguars, 27-20 to advance and host an NFL record of five straight AFC Championship Games. The Chiefs defeated the Bengals, 23-20 to advance to Super Bowl LVII where they defeated the Philadelphia Eagles, 38-35. In 2023, after the Chiefs finished 11-6 in the regular season, KC beat the Miami Dolphins 26-7 at home in the Wild Card Round Game. The Chiefs went on to win consecutive road games in Buffalo (Divisional Round Game, 27-24), and Baltimore (AFC Championship, 17-10) and advanced to their fourth Super bowl in five years where they beat the San Francisco 49ers in OT, 25-22.

• A 12-4 record in 2016 earned KC the number two seed and a first-round bye in the playoffs. Reid guided Kansas City to its first playoff win in 22 years in 2015. The club finished 11-5 after a 1-5 start, the greatest turnaround in a single season in NFL history. The 2013 Chiefs, led by Head Coach Andy Reid, orchestrated the greatest single-season turnaround in franchise history after an 11-5 finish. In 2012, the team finished 2-14, a +9 turnaround in his first season with the club. During Reid's 14 seasons in Philadelphia, his teams made the postseason nine times, which ranked third in the NFL behind Indianapolis' 12 and New England's 10.

• Including his time as an assistant coach, Reid's teams have now made 24 playoff appearances, as well as seven Super Bowl appearances after playing in a combined eight NFC Championships and six AFC Championships. He won Super Bowl XXXI as an assistant in Green Bay and Super Bowl LIV, Super Bowl LVII and Super Bowl LVIII as the head coach in Kansas City. Reid owns three NFC titles, four AFC titles and 17 division titles in his career dating back to his days as an assistant. He mentored Hall of Fame quarterback Brett Favre while with the Packers and QB Donovan McNabb with the Eagles.

### REID VIA THE NFL DRAFT - HIS 1ST ROUND PICKS

Chiefs Head Coach Andy Reid has made 21 first-round selections as a head coach in the NFL.

Yr.	No. (Overall)	Selection (School)
1999	2	QB Donovan McNabb (Syracuse)
2000	6	DT Corey Simon (Florida State)
2001	25	WR Freddie Mitchell (UCLA)
2002	26	CB Lito Sheppard (Florida)
2003	15	DE Jerome McDougle (Miami)
2004	16	T Shawn Andrews (Arkansas)
2005	31	DT Mike Patterson (Southern California)
2006	14	DT Brodrick Bunkley (Florida State)
2007	--	No First-Round Selection
2008	--	No First-Round Selection
2009	19	WR Jeremy Maclin (Missouri)
2010	13	DE Brandon Graham (Michigan)
2011	21	G Danny Watkins (Baylor)
2012	12	DT Fletcher Cox (Mississippi State)
2013 (KC)	1	T Eric Fisher (Central Michigan)
2014	23	LB Dee Ford (Auburn)
2015	18	CB Marcus Peters (Washington)
2016	--	No First-Round Selection
2017	10	QB Patrick Mahomes (Texas Tech)
2018	--	No First-Round Selection
2019	--	No First-Round Selection
2020	32	RB Clyde Edwards-Helaire (LSU)
2021	--	No First-Round Selection
2022	21	Trent McDuffie (Washington)
2022	30	George Karlaftis (Purdue)
2023	31	Felix Anudike-Uzomah (Kansas State)
2024	28	Xavier Worthy (Texas)



### ANDY REID'S HEAD COACHING RECORD

Year	Reg. Season	Pct.	Postseason	Overall	Result
1999	5-11	.313	0-0	5-11	5th in NFC East
2000	11-5	.688	1-1	12-6	2nd in NFC East; Reached Divisional Playoffs
2001	11-5	.688	2-1	13-6	1st in NFC East; Reached NFC Championship Game
2002	12-4	.750	1-1	13-5	1st in NFC East; Reached NFC Championship Game
2003	12-4	.750	1-1	13-5	1st in NFC East; Reached NFC Championship Game
2004	13-3	.813	2-1	15-4	1st in NFC East; Reached Super Bowl XXXIX
2005	6-10	.375	0-0	6-10	4th in NFC East
2006	10-6	.625	1-1	11-7	1st in NFC East; Reached Divisional Playoffs
2007	8-8	.500	0-0	8-8	4th in NFC East
2008	9-6-1	.594	2-1	11-7-1	2nd in NFC East; Reached NFC Championship Game
2009	11-5	.688	0-1	11-6	2nd in NFC East; Reached Wild Card Playoffs
2010	10-6	.625	0-1	10-7	1st in NFC East; Reached Wild Card Playoffs
2011	8-8	.500	0-0	8-8	2nd in NFC East
2012	4-12	.250	0-0	4-12	4th in NFC East
2013	11-5	.688	0-1	11-6	2nd in AFC West; Reached Wild Card Playoffs
2014	9-7	.563	0-0	9-7	2nd in AFC West
2015	11-5	.688	1-1	12-6	2nd in AFC West; Reached Divisional Playoffs
2016	12-4	.750	0-1	12-5	1st in AFC West; Reached Divisional Playoffs
2017	10-6	.625	0-1	10-7	1st in AFC West; Reached Wild Card Playoffs
2018	12-4	.750	1-1	13-5	1st in AFC West; Reached AFC Championship Game
2019	12-4	.750	3-0	15-4	1st in AFC West; Super Bowl LIV Champions
2020	14-2	.875	2-1	16-3	1st in AFC West; Reached Super Bowl LV
2021	12-5	.706	2-1	14-6	1st in AFC West; Reached AFC Championship Game
2022	14-3	.824	3-0	17-3	1st in AFC West; Super Bowl LVII Champions
2023	11-6	.647	4-0	15-6	1st in AFC West; Super Bowl LVIII Champions
2024	11-1	.917	0-0	11-1	
<b>TOTALS</b>	<b>269-145-1</b>	<b>.649</b>	<b>26-16</b>	<b>295-161-1</b>	<b>19 Playoff Berths, 14 Div. Titles, 1 NFC Title, 4 AFC Titles, 3 SBs</b>

## REID AS A HEAD COACH VS. THE NFL

Below is Chiefs Head Coach Andy Reid's record against the NFL as a head coach. He is 269-145-1 in the regular season, as well as 26-16 in the post-season. Reid has 295 total career wins as a head coach.

Opponent	Reg. Season	Postseason	Total
vs. Denver Broncos	18-7	0-0	18-7
vs. Kansas City Chiefs	3-0	0-0	3-0
vs. Las Vegas Raiders	21-6	0-0	21-6
vs. Los Angeles Chargers	20-6	0-0	20-6
<b>vs. AFC West</b>	<b>62-19</b>	<b>0-0</b>	<b>62-19</b>
vs. Baltimore Ravens	7-2	1-0	8-2
vs. Cincinnati Bengals	4-5-1	1-1	5-6-1
vs. Cleveland Browns	8-0	1-0	9-0
vs. Pittsburgh Steelers	5-5	1-1	6-6
<b>vs. AFC North</b>	<b>24-12-1</b>	<b>4-2</b>	<b>28-14-1</b>
vs. Houston Texans	8-2	2-0	10-2
vs. Indianapolis Colts	2-6	1-1	3-7
vs. Jacksonville Jaguars	7-2	1-0	8-2
vs. Tennessee Titans	2-8	1-1	3-9
<b>vs. AFC South</b>	<b>19-18</b>	<b>5-2</b>	<b>24-20</b>
vs. Buffalo Bills	6-7	3-0	9-7
vs. Miami Dolphins	7-1	1-0	8-1
vs. New England Patriots	6-4	0-3	6-7
vs. New York Jets	7-1	0-0	7-1
<b>vs. AFC East</b>	<b>26-13</b>	<b>4-3</b>	<b>30-16</b>
vs. Dallas Cowboys	19-12	0-1	19-13
vs. New York Giants	17-14	2-1	19-15
vs. Washington Commanders	20-11	0-0	20-11
vs. Philadelphia Eagles	3-1	1-0	4-1
<b>vs. NFC East</b>	<b>59-38</b>	<b>3-2</b>	<b>62-40</b>
vs. Arizona Cardinals	7-7	0-1	7-8
vs. San Francisco 49ers	9-4	2-0	11-4
vs. Seattle Seahawks	5-4	0-0	5-4
vs. Los Angeles Rams	7-3	0-1	7-4
<b>vs. NFC West</b>	<b>28-18</b>	<b>2-2</b>	<b>30-20</b>
vs. Atlanta Falcons	9-3	2-0	11-3
vs. Carolina Panthers	7-2	0-1	7-3
vs. Tampa Bay Buccaneers	7-4	2-2	9-6
vs. New Orleans Saints	6-3	0-1	6-4
<b>vs. NFC South</b>	<b>29-12</b>	<b>4-4</b>	<b>33-16</b>
vs. Chicago Bears	7-5	1-0	8-5
vs. Detroit Lions	5-2	0-0	5-2
vs. Green Bay Packers	5-6	1-1	6-7
vs. Minnesota Vikings	5-2	2-0	7-2
<b>vs. NFC North</b>	<b>22-15</b>	<b>4-1</b>	<b>26-16</b>

## MOST OVERALL WINS; ACTIVE NFL HEAD COACHES

Andy Reid is one of five active NFL head coaches with over 150 victories. He has 295 overall wins and is one of three active coaches with 10 or more postseason victories.

Rk.	Coach	Reg.	Post	Total
1.	<b>Andy Reid, KC/PHI</b>	<b>269</b>	<b>26</b>	<b>295</b>
2.	Mike Tomlin, PIT	182	8	190
3.	Mike McCarthy GB/DAL	172	11	183
4.	John Harbaugh, BAL	167	12	179
5.	Sean Payton, NO/DEN	168	9	177

Reid defeated the Tennessee Titans in 2013, giving him wins against all 32 NFL teams. He became only the seventh head coach in NFL history to accomplish that feat. Below is a look at all the coaches who have done it:

Bill Belichick (Not Active)	<b>Andy Reid (KC)</b>
Tony Dungy (Retired)	John Fox (Retired)
Mike Shanahan (Retired)	<b>Sean Payton (DEN)</b>
Bill Parcells (Retired)	

## HEAD COACHES ALL-TIME WINS CHART

Rk.	Head Coach	Win Total
1.	Don Shula	347
2.	Bill Belichick	333
3.	George Halas	324
<b>4.</b>	<b>Andy Reid</b>	<b>295</b>
5.	Tom Landry	270
6.	Curly Lambeau	229
7.	Chuck Noll	209
8.	Marty Schottenheimer	205
9.	Dan Reeves	201
10.	Chuck Knox	193

- Playoffs Included  
\* Bold Denotes Active NFL Coaches

## THE BEST IN CHIEFS HISTORY

In his 12th season as head coach in Kansas City, Andy Reid is the club's second-longest tenured head coach trailing only Pro Football Hall of Fame Coach Hank Stram (15 years). Reid's .728 regular season win percentage is the top mark in franchise history. In Reid's 191 regular season games with the Chiefs, he has registered a 72-24 (75.0%) record as the home team and a 67-28 (70.5%) record as the road team.

## HIGHEST REGULAR SEASON WIN PERCENTAGE

Name	Career Rec.	Pct.	Years
<b>1. Reid</b>	<b>139-52-0</b>	<b>.728</b>	<b>2013-Present</b>
2. Schottenheimer	101-58-1	.634	1989-98
3. Stram	124-76-10	.614	1960-74
4. Vermeil	44-36-0	.550	2001-05

Amongst active NFL head coaches with their current team, Reid is the third-longest tenured coach. Amongst those three, Reid's 72.8% regular season win percentage with the Chiefs puts him at first among the longest-tenured coaches besting PIT's Mike Tomlin (63.8%) and ahead of BAL's John Harbaugh (61.8%). Reid - who is the all-time winningest head coach in Philadelphia Eagles and Kansas City Chiefs history - is the only coach to have the most all-time wins for two different NFL franchises.

## LONGEST TENURED ACTIVE COACHES REG. SEASON WIN PCT.

Name	Pct.	Years
<b>1. Andy Reid</b>	<b>72.8%</b>	<b>12 - KC</b>
2. Mike Tomlin	63.8%	18 - PIT
3. John Harbaugh	61.8%	17 - BAL
4. Sean McVay	59.8%	8 - LA
5. Kyle Shanahan	54.3%	8 - SF



## CHIEFS GENERAL MANAGER BRETT VEACH



### QUICK FACTS ON CHIEFS GM BRETT VEACH

• Brett Veach was named the seventh general manager in Kansas City Chiefs history on July 10, 2017. The 2024 season marks Veach's eighth season as an NFL general manager and his 18th year in the National Football League. Prior to being elevated, he previously served as the Chiefs Co-Director of Player Personnel.

• In his first seven seasons as the GM, Veach has helped the team earn Super Bowl victories in Super Bowls LIV, LVII and LVIII, four AFC Championships and seven straight AFC West titles (2017-23), as well as the number one seed in the AFC in 2018, 2020 and 2022, and the number two seed in 2019 and 2021. The Chiefs defeated the Colts, to advance to the AFC title game in 2018. KC defeated the Texans, to advance and host the AFC title game for the second year in a row in 2019. The Chiefs defeated the Titans to advance to Super Bowl LIV, then advancing to back-to-back Super Bowls for the first time in franchise history (2019-20). In the 2021 AFC Divisional Round, KC defeated the Buffalo Bills to advance to the AFC Championship Game. In 2022, KC defeated the Jaguars to advance to the AFC title game, making them the host for five-straight AFC Championship Games (2018-22). The Chiefs defeated the Bengals, 23-20 to advance to Super Bowl LVII beating the Eagles 38-35, making it their third Super Bowl appearance in four years. In 2023, KC defeated the Dolphins in the Wild Card Round where they advanced and beat the Bills in the Divisional Round. In the AFC Championship, KC defeated the Ravens 17-10 and advanced to Super Bowl LVIII, their second back-to-back SB trip, where they defeated the San Francisco 49ers in OT, 25-22.

• He is in his 12th season with the Chiefs after originally joining the club in 2013. He was promoted to Co-Director of Player Personnel prior to the 2015 season after serving two seasons as the club's Pro and College Personnel Analyst (2013-14).

• The Mount Carmel, Pennsylvania, native served as a Southeast Regional Scout for the Philadelphia Eagles (2011-12) after originally joining Philadelphia's Player Personnel Department as a Pro and College Scout in 2010. Prior to entering the scouting department, Veach was the Assistant to Head Coach Andy Reid for three seasons in Philadelphia (2007-09).

• Before joining the Eagles, Veach was the Supervisor of Intercollegiate Athletic Events at his alma mater, the University of Delaware (2005-06). He was a four-year letterman as a wide receiver for the Blue Hens. He left Delaware as the school's all-time leader in kickoff return yards with 1,558 yards. He was a stand-out running back for Mount Carmel High School. Wife - Alison; Children - twin sons, Elijah and Wylan, and a daughter, Ella.

### VEACH IN THE NFL DRAFT AS PERSONNEL MAN

Since entering the NFL, Chiefs GM Brett Veach has been a part of personnel staffs that have drafted the below first-round picks.

Yr.	No. (Overall)	Selection (School)
2007 (PHI)	--	No First-Round Selection
2008	--	No First-Round Selection
2009	19	WR Jeremy Maclin (Missouri)
2010	13	DE Brandon Graham (Michigan)
2011	21	G Danny Watkins (Baylor)
2012	12	DT Fletcher Cox (Mississippi State)
2013 (KC)	1	T Eric Fisher (Central Michigan)
2014	23	LB Dee Ford (Auburn)
2015	18	CB Marcus Peters (Washington)
2016	--	No First-Round Selection
2017	10	QB Patrick Mahomes (Texas Tech)
2018	--	No First-Round Selection
2019	--	No First-Round Selection
2020	32	RB Clyde Edwards-Helaire (LSU)
2021	--	No First-Round Selection
2022	21	Trent McDuffie (Washington)
2022	30	George Karlaftis (Purdue)
2023	31	Felix Anudike-Uzomah (Kansas State)
2024	28	Xavier Worthy (Texas)

### NOTABLE TRANSACTIONS

During his time as GM, Veach has made significant moves not via the draft that have contributed to KC's success.

Name	Date	How Acquired
K Harrison Butker	9/26/17	FA - 17
T Andrew Wylie	12/29/17	FA - 17
WR Sammy Watkins	3/14/18	FA - 18
LB Anthony Hitchens	3/15/18	FA - 18
CB Charvarius Ward	8/31/18	T - 18 (DAL)
S Tyrann Mathieu	3/14/19	FA - 19
DE Frank Clark	4/24/19	T - 19 (SEA)
DE Terrell Suggs	12/16/19	W - 19 (ARI)
G Joe Thuney	3/17/21	FA - 21
T Orlando Brown	4/23/21	T - 21 (BAL)
LB/DE Melvin Ingram	11/2/21	T - 21 (PIT)
WR JuJu Smith-Schuster	3/21/22	FA - 22
WR Marquez Valdes-Scantling	3/24/22	FA - 22
S Justin Reid	3/17/22	FA - 22
DE/OLB Carlos Dunlap	7/28/22	FA - 22
WR Kadarius Toney	10/27/22	T - 22 (NYG)
T Jawaan Taylor	3/16/23	FA - 23
T Donovan Smith	5/4/23	FA - 23
WR Mecole Hardman	10/18/23	T - 23 (NYJ)
WR DeAndre Hopkins	10/24/24	T - 24 (TEN)

### VEACH'S NFL RECORD

Year	Reg. Season	Pct.	Playoffs	Overall	Result
2007	8-8	.500	0-0	8-8	4th in NFC East
2008	9-6-1	.594	2-1	11-7-1	2nd in NFC East; Reached NFC Championship Game
2009	11-5	.688	0-1	11-6	2nd in NFC East; Reached Wild Card Playoffs
2010	10-6	.625	0-1	10-7	1st in NFC East; Reached Wild Card Playoffs
2011	8-8	.500	0-0	8-8	2nd in NFC East
2012	4-12	.250	0-0	4-12	4th in NFC East
2013	11-5	.688	0-1	11-6	2nd in AFC West; Reached Wild Card Playoffs
2014	9-7	.563	0-0	9-7	2nd in AFC West
2015	11-5	.688	1-1	12-6	2nd in AFC West; Reached Divisional Playoffs
2016	12-4	.750	0-1	12-5	1st in AFC West; Reached Divisional Playoffs
2017	10-6	.625	0-1	10-7	1st in AFC West; Reached Wild Card Playoffs
2018	12-4	.750	1-1	13-5	1st in AFC West; Reached AFC Championship Game
2019	12-4	.750	3-0	15-4	1st in AFC West; Super Bowl LIV Champions
2020	14-2	.875	2-1	16-3	1st in AFC West; Reached Super Bowl LV
2021	12-5	.706	2-1	14-6	1st in AFC West; Reached AFC Championship Game
2022	14-3	.824	3-0	17-3	1st in AFC West; Super Bowl LVII Champions
2023	11-6	.647	4-0	15-6	1st in AFC West; Super Bowl LVIII Champions
2024	11-1	.917	0-0	11-1	
<b>TOTALS</b>	<b>189-97-1</b>	<b>.660</b>	<b>18-10</b>	<b>207-107-1</b>	<b>13 Playoff Appearances, 9 Div. Titles, 4 AFC Titles, 3 SBs</b>

## CHIEFS CHAIRMAN AND CEO CLARK HUNT



### QUICK FACTS ON CHIEFS CHAIRMAN & CEO CLARK HUNT

- Clark Hunt has been the driving force behind the resurgence of the Chiefs, transforming the iconic franchise into one of the most successful teams in the NFL.
- Hunt has been Chairman of the Chiefs since 2005, and since taking over an expanded role as both Chairman and CEO in 2010, the Chiefs have earned nine AFC West Division Championships, including eight-straight between 2016-23. Since 2010, the club has qualified for the playoffs 11 times and played in six AFC Championship Games, hosting five-consecutive (2018-22), becoming the first team in NFL history to host five-straight conference title games.
- Hunt has hoisted the award that bears his father's name – the Lamar Hunt Trophy – four times in the past five seasons. In three of those years, the club took home the Lombardi Trophy as Super Bowl champions, winning Super Bowls LIV, LVII and LVIII. Over the five-year stretch, the club has qualified for back-to-back Super Bowls twice (2019 and 2020, 2022 and 2023), becoming just the second team this century to win back-to-back world championships. The Chiefs are one of just seven NFL franchises to own at least four Super Bowl titles (IV, LIV, LVII and LVIII).
- Hunt reorganized the leadership structure of the Chiefs in 2013 so the head coach, the general manager and the team president would all report directly to the Chairman and CEO for the first time in team history. As part of the restructuring, Hunt hired Andy Reid as head coach in 2013, and in the 12 seasons since, the club has won 139 regular season games, which ranks first in the NFL over that time.
- In April of 2024, Hunt extended the contracts of Reid, General Manager Brett Veach and Team President Mark Donovan, ensuring the leadership of the club's football and business operations will remain in place for years to come.
- Hunt graduated first in his class at Southern Methodist University in 1987, earning a degree in business administration with a concentration in finance. He was a team captain and four-year letterman on the Mustangs' nationally ranked soccer team. He received the SMU Distinguished Alumni Award in 2020 for outstanding leadership in philanthropy, business, and civic life, and currently serves on the SMU Board of Trustees.
- Clark and his wife, Tavia, are actively involved in numerous philanthropic initiatives in both Kansas City and Dallas. The couple has three children - Gracie, Knobel and Ava.

### HUNT'S LEADERSHIP AT THE NFL LEVEL

In addition to returning the franchise his father founded to national prominence, Clark Hunt is a leading voice among National Football League owners.

In 2019, Hunt was named Chairman of the NFL Finance Committee after serving as a member for seven years. In addition to the International and Finance committees, Hunt is also a current member of three other League committees: the NFL Personal Conduct Committee, the Management Council Executive Committee (CEC) and the Commissioner's Special Committee on Ownership Policy.

In 2006, still early in his role as Chairman of the Chiefs, Hunt served on the NFL's Commissioner Search Committee which recommended Roger Goodell as the successor to then-Commissioner Paul Tagliabue. Hunt was appointed to the NFL's Digital Media Committee in 2007 and served until it was restructured in 2019.

Beyond his service on various league committees, Hunt has served a key role in securing the ongoing labor peace between the National Football League and the NFL Players Association over the past decade. He was appointed by Goodell as one of 10 NFL owners to negotiate the NFL's new Collective Bargaining Agreement in 2011, and again in 2020, Hunt was an integral member of the NFL's negotiating team that helped deliver a new Collective Bargaining Agreement a full season ahead of the deadline.

### CARRYING ON THE OFF-FIELD LEGACY

As the son of legendary American sports pioneer and Chiefs Founder Lamar Hunt, Clark Hunt has built upon his father's legacy by ensuring the Chiefs organization remains focused on its core mission: Honor Tradition, Unite Our Community, Win with Character and Inspire Our Fans.

This commitment included a \$125 million contribution from the Hunt family as part of the \$375 million renovation of GEHA Field at Arrowhead Stadium which was completed in 2010, as well as upgraded stadium technology, new seats, and additional stadium infrastructure measures. This commitment to the community extends beyond the field, with more than 50 pieces of art on display as part of the Arrowhead Art Collection, which combines two pieces of the cultural fabric of Kansas City – sports and the arts.

Hunt and his family steward a number of initiatives that were established under Lamar and have continued to grow over the years. The Chiefs Charity Game has raised more than \$16 million dollars for multiple youth-focused charities since its inception in 1985. Over the past decade, the sale of Red Friday flags has raised more than \$5.5 million to help Ronald McDonald House Charities of Kansas City continue its mission of keeping families close in times of sickness and need. The team's Kickoff Luncheon serves as a way to welcome the players and coaches back to Kansas City with fans and members of the business community. Finally, the Hunt Family Foundation, a 501(c)(3) nonprofit organization which was established in 1983 as the Chiefs Children's Fund, prioritizes youth-based charities, hunger relief, health and wellness, as well as children and families in crisis through philanthropy, programming and volunteerism.

### HUNT'S NFL RECORD AS CHAIRMAN AND CEO

Year	Reg. Season	Pct.	Playoffs	Overall	Result
2010	10-6	.625	0-1	10-7	1st in AFC West; Reached Wild Card Playoffs
2011	7-9	.438	0-0	7-9	4th in AFC West
2012	2-14	.125	0-0	2-14	4th in AFC West
2013	11-5	.688	0-1	11-6	2nd in AFC West; Reached Wild Card Playoffs
2014	9-7	.563	0-0	9-7	2nd in AFC West
2015	11-5	.688	1-1	12-6	2nd in AFC West; Reached Divisional Playoffs
2016	12-4	.750	0-1	12-5	1st in AFC West; Reached Divisional Playoffs
2017	10-6	.625	0-1	10-7	1st in AFC West; Reached Wild Card Playoffs
2018	12-4	.750	1-1	13-5	1st in AFC West; Reached AFC Championship Game
2019	12-4	.750	3-0	15-4	1st in AFC West; Super Bowl LIV Champions
2020	14-2	.875	2-1	16-3	1st in AFC West; AFC Champions - Reached Super Bowl LV
2021	12-5	.706	2-1	14-6	1st in AFC West; Reached AFC Championship Game
2022	14-3	.824	3-0	17-3	1st in AFC West; Super Bowl LVII Champions
2023	11-6	.647	4-0	15-6	1st in AFC West; Super Bowl LVIII Champions
2024	11-1	.917	0-0	11-1	
<b>TOTALS</b>	<b>158-81</b>	<b>.661</b>	<b>16-8</b>	<b>174-89</b>	<b>11 Playoff Appearances, 9 Div. Titles, 4 AFC Titles, 3 SBs</b>

# CHIEFS QUARTERBACK PATRICK MAHOMES

## MAHOMES CHIEFS ALL-TIME PASSING LEADER

Chiefs QB Patrick Mahomes surpassed PFHOF Len Dawson for the most passing yards in Chiefs history on Sept. 5, 2024 with a 23-yard pass to TE Travis Kelce. Mahomes now owns 31,403 passing yards, achieving this milestone in just 108 career starts.

### MOST PASSING YARDS, CHIEFS

Rk.	Yards	Player	Years
1.	31,403	Patrick Mahomes	2017-24
2.	28,507	Len Dawson	1962-75
3.	21,459	Trent Green	2001-06
4.	17,608	Alex Smith	2013-17

## MAHOMES STARTS HOT

Chiefs QB Patrick Mahomes earned the NFL's MVP award in 2018. His 50 TD passes in 2018 tied for the second-best mark in NFL history.

### MOST TD PASSES SINGLE SEASON

Rk.	Name	Team	TDS	Year
1.	Peyton Manning	DEN	55	2013
2t.	Patrick Mahomes	KC	50	2018
	Tom Brady	NE	50	2007
4.	Peyton Manning	IND	49	2004

## MAHOMES IN CHIEFS RECORD BOOK

Chiefs QB Patrick Mahomes has already cracked into the Chiefs record books with only 108 games under his belt. Below is a look at different categories where Mahomes has cemented his name in Chiefs history.

### CHIEFS RECORD FOR MOST TD PASSES IN SINGLE GAME

Rk.	Name	TDS	Opp.	Date
1t.	Patrick Mahomes	6	at PIT	Sept. 16, 2018
	Patrick Mahomes	6	at LAR	Nov. 19, 2018
	Len Dawson	6	DEN	Nov. 1, 1964

### CHIEFS RECORD FOR TD PASSES IN A SEASON

Rk.	Name	Year	Comp.	Yds.	TD
1.	Patrick Mahomes	2018	66.0%	5,097	50
2.	Patrick Mahomes	2022	67.1%	5,250	41
3.	Patrick Mahomes	2020	66.3%	4,740	38
4.	Patrick Mahomes	2021	66.3%	4,839	37

### CHIEFS RECORD FOR HIGHEST PASSER RATING IN SINGLE GAME

Rk.	Name	Rtg.	Opp.	Date
1t.	Alex Smith	158.3	at OAK	Dec. 15, 2013
	Trent Green	158.3	at DET	Dec. 14, 2003
3.	Steve Bono	156.6	at SEA	Sept. 3, 1995
4.	Patrick Mahomes	154.8	at PIT	Sept. 16, 2018

## MAHOMES AMONG 2018-24 PASSING LEADERS

### 2018-24 PASSING YARDS

Rk.	Name	Team	Yards
1.	Patrick Mahomes	KC	31,119
2.	Jared Goff	LAR/DET	28,518
3.	Derek Carr	LV/NO	26,336
4.	Kirk Cousins	MIN/ATL	26,317
5.	Josh Allen	BUF	25,394

### 2018-24 PASSING TOUCHDOWNS

Rk.	Name	Team	TDS
1.	Patrick Mahomes	KC	238
2.	Kirk Cousins	MIN/ATL	188
3.	Josh Allen	BUF	187
4.	Russell Wilson	SEA/DEN/PIT	183
5.	Aaron Rodgers	GB/NYJ	181

### 2018-24 TOUCHDOWN-TO-INTERCEPTION DIFFERENTIAL

Rk.	Name	Team	TDS	INTs	Diff.
1.	Patrick Mahomes	KC	238	73	+165
2.	Aaron Rodgers	GB/NYJ	181	35	+146
3.	Russell Wilson	SEA/DEN/PIT	183	53	+130
4.	Kirk Cousins	MIN	188	68	+120
5.	Tom Brady	NE/TB	161	52	+109

### 2018-24 PASSER RATING (MIN. 750 ATTEMPTS, ACTIVE)

Rk.	Name	Team	Rating
1.	Brock Purdy	SF	105.7
2.	Patrick Mahomes	KC	102.5
3.	Russell Wilson	SEA/DEN	101.4
4.	Aaron Rodgers	GB/NYJ	101.1
5.	Lamar Jackson	BAL	100.8

### 2018-24 YARDS PER ATTEMPT (MIN. 750 ATTEMPTS, ACTIVE)

Rk.	Name	Team	Y/A
1.	Brock Purdy	SF	8.91
2.	Jimmy Garoppolo	SF/LV/LAR	8.16
3.	Patrick Mahomes	KC	7.81
4.	Jameis Winston	TB/NO/CLE	7.80
5.	C.J. Stroud	HOU	7.78

### 2018-24 TD PERCENTAGE (MIN. 750 ATTEMPTS, ACTIVE)

Rk.	Name	Team	TD %
1.	Lamar Jackson	BAL	6.2
2t.	Brock Purdy	SF	6.1
	Russell Wilson	SEA/DEN/PIT	6.1
4.	Patrick Mahomes	KC	6.0
5t.	Aaron Rodgers	GB/NYJ	5.7
	Jordan Love	GB	5.7

### 2018-24 PASS PLAYS OF 25+ YARDS

Rk.	Name	Team	25+ Yard Comp.
1.	Patrick Mahomes	KC	259
2.	Jared Goff	LAR/DET	214
3.	Russell Wilson	SEA/DEN/PIT	213
4.	Derek Carr	LV/NO	209
5t.	Kirk Cousins	MIN/ATL	196
	Josh Allen	BUF	196

### 2018-24 PASSING FIRST DOWNS

Rk.	Name	Team	First Downs
1.	Patrick Mahomes	KC	1,551
2.	Jared Goff	LAR/DET	1,409
3.	Kirk Cousins	MIN/ATL	1,271
4.	Josh Allen	BUF	1,232
5.	Derek Carr	LV/NO	1,227

### 2018-24 REDZONE PASSING TDS

Rk.	Name	Team	RZ TDS
1.	Patrick Mahomes	KC	168
2.	Josh Allen	BUF	129
3.	Kirk Cousins	MIN/ATL	126
4t.	Russell Wilson	SEA/DEN/PIT	124
	Aaron Rodgers	GB/NYJ	124



## BY THE NUMBERS - PATRICK MAHOMES VS. THE NFL - REGULAR SEASON

Chiefs QB Patrick Mahomes is in his eighth NFL season and seventh as the team's full-time signal-caller. Mahomes led the Chiefs to a 12-4 record in both 2018 and 2019, as well as a 14-2 record and the top seed in the AFC in 2020. In the NFL's first 17-game season in 2021, Mahomes led the Chiefs to a 12-5 record, once again taking first in the AFC West. In 2022 he led Kansas City to a 14-3 finish, the second 14-win season (2020) in franchise history again giving Kansas City the top seed in the AFC. In 2023, Mahomes had 4,183 passing yards and 27 touchdowns, leading Kansas City to an 11-6 finish, clinching the playoffs once again. Mahomes had 5,097 yards through the air in the 2018 season, the most in a season in franchise history at the time, and his 50 passing touchdowns in 2018 are tied for the second most all-time in a single season in NFL history. In 108 career regular season starts, Mahomes has accumulated 31,403 career passing yards and 238 career passing TDs (Below are regular season totals).

AFC West								
Team	G	Att.	Comp.	Yds.	TD	Int.	Pct.	Rtg.
Broncos	14	499	332	3,771	20	11	66.5	93.2
Chargers	11	396	254	3,060	26	7	64.1	102.3
Chiefs	0	0	0	0	0	0	0	0
Raiders	14	528	347	4,141	33	5	65.7	106.4
<b>Total</b>	<b>39</b>	<b>1,423</b>	<b>933</b>	<b>10,972</b>	<b>79</b>	<b>23</b>	<b>65.6</b>	<b>100.6</b>

AFC East								
Team	G	Att.	Comp.	Yds.	TD	Int.	Pct.	Rtg.
Bills	5	196	127	1,302	10	7	64.8	85.9
Dolphins	2	64	44	578	4	3	68.8	98.3
Jets	2	72	49	619	6	2	68.1	110.8
Patriots	4	142	95	1,176	9	5	66.9	98.8
<b>Total</b>	<b>13</b>	<b>474</b>	<b>315</b>	<b>3,675</b>	<b>29</b>	<b>17</b>	<b>66.6</b>	<b>95.2</b>

AFC North								
Team	G	Att.	Comp.	Yds.	TD	Int.	Pct.	Rtg.
Bengals	5	155	109	1,236	10	3	70.3	107.4
Browns	2	68	50	712	6	1	73.5	130.3
Ravens	5	191	137	1,770	13	3	71.7	116.6
Steelers	2	58	46	584	9	0	79.3	148.2
<b>Total</b>	<b>14</b>	<b>472</b>	<b>342</b>	<b>4,302</b>	<b>38</b>	<b>7</b>	<b>72.3</b>	<b>121.1</b>

AFC South								
Team	G	Att.	Comp.	Yds.	TD	Int.	Pct.	Rtg.
Colts	2	74	42	583	2	1	56.8	85.6
Jaguars	4	147	102	1,327	9	4	69.4	106.6
Texans	3	108	79	820	8	1	73.1	115.5
Titans	3	153	99	1,098	4	2	64.7	89.2
<b>Total</b>	<b>12</b>	<b>482</b>	<b>322</b>	<b>3,828</b>	<b>23</b>	<b>8</b>	<b>66.8</b>	<b>99.8</b>

AFC Total								
Team	G	Att.	Comp.	Yds.	TD	Int.	Pct.	Rtg.
<b>Total</b>	<b>78</b>	<b>2,851</b>	<b>1,912</b>	<b>22,777</b>	<b>169</b>	<b>55</b>	<b>67.1</b>	<b>103.0</b>

NFC East								
Team	G	Att.	Comp.	Yds.	TD	Int.	Pct.	Rtg.
Cowboys	1	37	23	260	0	1	62.1	71.9
Eagles	2	73	48	455	7	2	65.8	103.4
Giants	1	48	29	275	1	1	60.4	74.6
Washington	1	47	32	397	2	2	68.1	90.5
<b>Total</b>	<b>5</b>	<b>205</b>	<b>132</b>	<b>1,387</b>	<b>10</b>	<b>6</b>	<b>64.4</b>	<b>88.0</b>

NFC North								
Team	G	Att.	Comp.	Yds.	TD	Int.	Pct.	Rtg.
Bears	2	66	47	523	5	0	71.2	119.7
Lions	2	81	45	541	2	1	55.6	79.3
Packers	2	70	41	376	2	1	58.6	76.8
Vikings	1	41	31	281	2	0	75.6	109.9
<b>Total</b>	<b>7</b>	<b>258</b>	<b>164</b>	<b>1,721</b>	<b>11</b>	<b>2</b>	<b>63.6</b>	<b>93.8</b>

NFC South								
Team	G	Att.	Comp.	Yds.	TD	Int.	Pct.	Rtg.
Buccaneers	3	130	94	1,002	9	1	72.3	114.3
Falcons	2	83	50	495	4	2	60.2	83.2
Panthers	2	82	57	641	7	0	69.5	121.0
Saints	2	86	54	585	3	1	62.8	92.0
<b>Total</b>	<b>9</b>	<b>381</b>	<b>255</b>	<b>2,723</b>	<b>23</b>	<b>4</b>	<b>66.9</b>	<b>103.4</b>

NFC West								
Team	G	Att.	Comp.	Yds.	TD	Int.	Pct.	Rtg.
49ers	3	99	65	891	6	3	65.7	101.9
Cardinals	2	67	51	609	7	0	76.1	138.2
Rams	2	88	60	798	7	4	68.2	104.3
Seahawks	2	68	39	497	5	0	57.4	104.8
<b>Total</b>	<b>9</b>	<b>322</b>	<b>215</b>	<b>2,795</b>	<b>25</b>	<b>7</b>	<b>66.8</b>	<b>110.7</b>

NFC Total								
Team	G	Att.	Comp.	Yds.	TD	Int.	Pct.	Rtg.
<b>Total</b>	<b>30</b>	<b>1,166</b>	<b>766</b>	<b>8,626</b>	<b>69</b>	<b>19</b>	<b>65.7</b>	<b>100.6</b>

## QUARTERBACK PATRICK MAHOMES - NFL MVP SEASON (2018)

In his first season as the team's starting QB, Patrick Mahomes left his mark in both NFL and Chiefs record books each week. Below is a list of milestones he reached throughout the 2018 season.

### Week 1 at Los Angeles Chargers (W. 38-28)

- 15 of 27 (55.6%) for 256 yards, 4 TD, 127.5 QB rating
- Earned AFC Offensive Player of the Week

### Week 2 at Pittsburgh Steelers (W. 42-37)

- 23 of 28 (82.1%) for 326 yards, 6 TD, 154.8 QB rating
- Chiefs Record: 6 TD passes in a single game
- Tied QB Len Dawson's record set in 1964
- Chiefs Record: 10 TD passes in first 2 games of season
- Passed QB Len Dawson's record of 7 TDs set in 1963
- NFL Record: 10 TD passes in first 2 games of season
- Passed QBs Peyton Manning (2013), Drew Brees (2009) Charley Johnson (1965) who all had 9
- Youngest player in NFL History to pass for 6 TDs
- AFC Offensive Player of the Week

### Week 3 vs. San Francisco 49ers (W. 38-27)

- 24 of 38 (63.2%) for 314 yards, 3 TD, 115.5 QB rating
- NFL Record: 13 TD passes through first 3 weeks of season
- Passed QB Tom Brady's 12 TD mark set in 2013

### Week 4 at Denver Broncos (W. 27-23)

- 28 of 45 (62.2%) for 304 yards, 1 TD, 89.5 QB rating
- Chiefs Record: 1,200 passing yards through Week 4
- Passed Alex Smith's mark of 1,110 passing yards set in 2015
- AFC Offensive Player of the Month

### Week 5 vs. Jacksonville Jaguars (W. 30-14)

- 22 of 38 (57.9%) for 313 yards, 0 TD, 62.7 QB rating
- Chiefs Record: 1,513 passing yards through Week 5
- Passed Alex Smith's mark of 1,391 passing yards set in 2015

### Week 6 at New England Patriots (L. 43-40)

- 23 of 36 (63.9%) 352 yards, 4 TD, 110.0 QB rating
- Chiefs Record: 5 consecutive games with 300+ passing yards
- Passed QBs Trent Green (2004) and Bill Kenney's (1983) mark of four consecutive games of 300+ passing yards
- Chiefs Record: 1,865 passing yards through Week 6
- Passed Alex Smith's mark of 1,637 passing yards set in 2017

### Week 7 vs. Cincinnati Bengals (W. 45-10)

- 28 of 39 (71.8%) for 358 yards, 4 TD, 123.7 QB rating
- NFL Record: 22 passing TDs through first 8 career games.
- Passed QB Kurt Warner's mark of 21 TDs (1998-99)
- Chiefs Record: 6 consecutive games with 300+ passing yards
- Passed Trent Green's mark of 4 consecutive games (2004)
- Chiefs Record: 2,223 passing yards through Week 7
- Passed Alex Smith's mark of 1,979 passing yards set in 2017
- FedEx Air NFL Player of the Week

### Week 8 vs. Denver Broncos (W. 30-23)

- 24 of 34 (70.6%) for 303 yards, 4 TD, 125.0 QB rating
- NFL Record: 26 TD through first 9 career games
- Passed QB Kurt Warner's mark of 24 TDs (1998-99)
- NFL Record: 2,810 passing yards through first 9 career games
- Passed Andrew Luck's mark of 2,631 passing yards (2012)
- Chiefs Record: 7 consecutive games with 300+ passing yards
- Extends his franchise record
- FedEx Air NFL Player of the Week

### Week 9 at Cleveland Browns (W. 37-21)

- 23 of 32 (71.9%) for 375 yards, 3 TD, 129.0 QB rating
- NFL Record: 29 TD through first 10 career games
- Passed QB Kurt Warner's mark of 24 TDs (1998-99).
- NFL Record: 3,185 passing yards through first 10 career games
- Passed Andrew Luck's mark of 2,965 passing yards (2012)
- Chiefs Record: 8 consecutive games with 300+ passing yards

### Week 10 vs. Arizona Cardinals (W. 26-14)

- 21 of 28 (75.0%) for 249 yards, 2 TD, 125.4 QB rating
- NFL Record: 31 TD through first 11 career games
- Passed QB Kurt Warner's mark of 27 TDs (1998-99)
- NFL Record: 3,434 passing yards through first 11 career games
- Passed QB Andrew Luck's mark of 3,205 passing yards (2012)
- Chiefs Record: 31 TD passes in single season
- Passed QB L. Dawson's single-season record 30 TD passes (1964)

### Week 11 at Los Angeles Rams (L. 54-51)

- 33 of 46 (71.7%) for 478 yards, 6 TD, 117.6 QB rating
- Chiefs Record: 9 games in single season with 300+ passing yards
- Passed QB Trent Green's mark of 8 games in 2004
- Chiefs Record: 6 TD passes in single game
- Tied his own franchise record set at Pittsburgh (9/16/18)
- Chiefs Record: 37 TD passes in single season
- Extends franchise record

### Week 13 at Oakland Raiders (W. 40-33)

- 23 of 38 (60.5%) for 295 yards, 4 TD, 120.0 QB rating
- NFL Record: Fastest player to 4,000 passing yds (4,207 in 13 games)
- Chiefs Record: 10 games of 100.0+ passer rating in single season
- Tied QB Steve DeBerg's mark set in 1990
- Chiefs Record: 41 TD passes in single season
- Extends franchise record

### Week 14 vs. Baltimore Ravens (W. 27-24)

- 35 of 53 (66.0%) for 377 yards, 2 TD, 91.5 QB rating
- Chiefs Record: 43 TD passes in single season
- Extends franchise record
- Chiefs Record: 10 games in a single season with 300+ passing yds.
- Extends franchise record

### Week 15 vs. Los Angeles Chargers (L. 29-28)

- 24 of 34 (70.6%) for 243 yards, 2 TD, 110.3 rating
- Chiefs Record: 45 TD passes in single season
- Extends franchise record
- Chiefs Record: 11 games of 100.0+ passer rating in single season
- Passed QB Steve DeBerg's mark of 10 set in 1990

### Week 16 at Seattle Seahawks (L. 38-31)

- 23 of 40 (57.5%) for 273 yards, 3 TD, 103.4 rating
- Chiefs Record: 48 TD passes in single season
- Extends franchise record
- Chiefs Record: 12 games of 100.0+ passer rating in single season
- Extends franchise record
- Chiefs Record: 4,816 passing yards in single season
- Passed QB Trent Green's mark of 4,591 yards set in 2004
- NFL Record: 31 TDs in road games in single season
- Passed QB Tom Brady's mark of 29 set in 2007

### Week 17 vs. Oakland Raiders (W. 35-3)

- 14 of 24 (58.3%) for 281 yards, 2 TD, 109.9 rating
- Chiefs Record: 50 TD passes in single season
- Extends franchise record
- Chiefs Record: 13 games of 100.0+ passer rating in single season
- Extends franchise record
- Chiefs Record: 5,097 passing yards in single season
- Extends franchise record
- Chiefs Record: 383 passes completed in a single season
- Passed QB Trent Green's mark of 369 set in 2004

### AFC Divisional Playoffs vs. Indianapolis Colts (W. 31-13)

- 27 of 41 (65.9%) for 278 yards, 1 Rushing TD, 85.2 rating
- Led Chiefs to first home playoff win since 1993 season.
- Helped advance Chiefs to first home AFC Championship appearance.

### AFC Championship Game vs. New England Patriots (L. 31-37)

- 16 of 31 (51.6%) for 295 yards, 3 TDs, 117.0 rating
- Fourth-most passing yards in postseason game in team history
- Second-most TD passes in a single postseason game in club history



## QUARTERBACK PATRICK MAHOMES - SUPER BOWL MVP SEASON (2019)

In his second season as the Chiefs full-time signal-caller, QB Patrick Mahomes continued his trend of performing at a high level. Below is a game-by-game breakdown of the accolades that Mahomes reached on his path to a Super Bowl title.

### Week 1 at Jacksonville Jaguars (W, 40-26)

- Completed 25-of-33 passes (75.8%) for 378 yards, three TDs and a 143.2 passer rating, along with zero INTs.
- 211 first-half passing yards were most in NFL since QB Peyton Manning in 2004.
- Passed Pro Football HOF QB Kurt Warner for most passing yards in first 20 career games (5,759).

### Week 2 at Oakland Raiders (W, 28-10)

- Completed 30-of-44 passes (68.2%) for 443 yards, four TDs and a 131.2 passer rating, along with zero INTs.
- 278 passing yards (NFL record) and four passing TDs in the second quarter broke a franchise mark.
- Guided offense to record-breaking 20<sup>th</sup> straight 26-point output.
- 821 passing yards from Week 1 to Week 2 set the franchise record for most passing yards in the first two weeks to being a season, also ranking fifth all-time in NFL history in the same category.
- Named AFC Offensive Player of the Week.
- Named FedEx Air & Ground's "Air" Player of the Week.

### Week 3 vs. Baltimore Ravens (W, 33-28)

- Completed 27-of-37 passes (73.0%) for 374 yards, three TDs and a 132.0 passer rating, along with zero INTs.
- Passed Pro Football HOF QB Kurt Warner for most 300-yard passing games in a QB's first 20 career games in the Super Bowl era (13).
- 1,195 passing yards ranks through the first three games fourth all-time in NFL history.
- Named FedEx Air & Ground's "Air" Player of the Week for second consecutive week.

### Week 4 at Detroit Lions (W, 34-30)

- Completed 24-of-42 (57.1%) for 315 yards and zero INTs.
- Ranked third in NFL history with 1,510 passing yards through the first four games.
- Threw for at least 300 yards in 14<sup>th</sup> career game, the third most in franchise history.
- Became just the fourth QB in NFL history to throw for at least 300 yards in each of the first four games to begin a season.
- Named AFC Offensive Player of the Month (September).

### Week 5 vs. Indianapolis Colts (L, 13-19)

- Completed 22-of-39 (56.4%) for 321 yards, one TD and zero INTs.
- Broke the NFL record for most passing yards without throwing an INT to being a season (Peyton Manning, 2013; 1,744).
- Recorded 300-plus passing yards for 15<sup>th</sup> career time, tying the franchise record for the second-most career 300-yard passing games in club history (Bill Kenney).

### Week 6 vs. Houston Texans (L, 24-31)

- Completed 19-of-35 (54.3%) for 273 yards, three TDs and one INT.
- Recorded his 14<sup>th</sup> career outing of throwing for at least three TDs, ranking third in team history for most games with three or more TD passes.
- Threw first INT of the season in the second quarter after accumulating 1,896 passing yards on the season, advancing his NFL-record to 2,027 passing yards thrown without an INT to begin a season.

### Week 7 at Denver Broncos (W, 30-6)

- Completed 10-of-19 (52.6%) for 117 yards, one TD and zero INTs.
- Surpassed 7,500 career passing yards, setting a new NFL record (24 games).

### Week 10 at Tennessee Titans (L, 32-35)

- Completed 36-of-50 (72.0%) for 446 yards, three TDs and zero INTs.
- With a passer rating of 119.2, accumulated his fifth outing with at least a 115.0 passer rating this season, marking just the fourth time

that a QB in their first three seasons has been able to do so in a team's first 10 games to begin a season.

- Marked his 16<sup>th</sup> career 300-yard passing performance, the second most in franchise history and third-most in NFL history in a QB's first three seasons.

### Week 11 at Los Angeles Chargers (W, 24-17)

- Completed 19-of-32 (59.4%) for 182 yards and one TD.
- Rushed for a career-high 59 yards, tallying three rushing first downs.

### Week 13 vs. Oakland Raiders (W, 40-9)

- Completed 15-of-29 passes (51.7%) for 175 yards and one TD.
- Rushed for at least 25 yards in second consecutive game, recording his first rushing TD of the season on a 13-yard carry.

### Week 14 at New England Patriots (W, 23-16)

- Completed 26-of-40 passes (65.0%) for 283 yards with one TD and one INT.
- Became the first starting QB under the age of 25 to beat the Patriots in Foxborough, Mass., since 2011 (Jets QB Mark Sanchez).

### Week 15 vs. Denver Broncos (W, 23-3)

- Completed 27-of-34 passes (88.9%) for 340 yards with two TDs and one INT.
- Tied Kurt Warner's record for second-most 300-yard passing games in a QB's first three NFL seasons (17 games).
- Recorded second-highest pass-completion percentage outing of career (79.4%).

### Week 16 at Chicago Bears (W, 26-3)

- Completed 23-of-33 passes (69.7%) for 251 yards with two passing TDs and zero INTs.
- Became the fastest QB in NFL history to throw for 9,000 career passing yards and 75 career passing TDs (30<sup>th</sup> career game).
- Tied a single-season career-best with second rushing TD of the year.

### Week 17 vs. Los Angeles Chargers (W, 31-21)

- Completed 16-of-25 passes (64.0%) for 174 yards, one passing TD and one INT.
- Added 21 rushing yards, taking his season total to 218 rushing yards.
- Guided the Chiefs offense to over 30 points scored for the unit's seventh time this season, helping secure the No. 2 seed in the AFC Playoffs.

### AFC Divisional Round vs. Houston Texans (W, 51-31)

- Completed 23-of-35 passes (65.7%) for 321 yards and a franchise-record five TD passes.
- Guided the Chiefs to the franchise's largest comeback (24 pts)
- Recorded a 134.6 passer rating, becoming the first QB since Nick Foles (2017) to record a passer rating of over 134.5 in the postseason.
- His five TD passes were the most by a QB since Ben Roethlisberger recorded five TD throws in the 2017 postseason.

### AFC Championship vs. Tennessee Titans (W, 35-24)

- Completed 23-of-35 passes (65.7%) for 294 yards, three passing TDs and zero INTs.
- Finished the game with a passer rating of 120.4, his second-highest single-game passer rating in a playoff game.
- Broke the franchise record for most career passing TDs in the postseason (11).
- Rushed for a team-best 53 yards with a postseason career-long TD rush of 27 yards.

### Super Bowl LIV vs. San Francisco 49ers (W, 31-20)

- Completed 26-of-42 passes (61.9%) for 286 yards, two passing TDs and two INTs.
- Earned the Super Bowl LIV MVP Award after leading the Chiefs to 21 unanswered points in the game's final quarter.
- Rushed for a one-yard TD in the first quarter.

## QUARTERBACK PATRICK MAHOMES 2020 ACCOLADES

In his third season as the team's starting QB, Patrick Mahomes continued to leave his mark in both NFL and Chiefs record books each week. Below is a list of milestones he's reached throughout the 2020 season.

### Week 1 vs. Houston Texans (W, 34-20)

- 24 of 32 (75.0%) for 211 yards, 3 TD, 123.3 QB rating.
- Ties NFL record 25 wins in first 32 games (Dan Marino, Kurt Warner).
- Earned AFC Offensive Player of the Week.

### Week 2 at Los Angeles Chargers (W, 23-20)

- 27 of 47 (57.4%) for 302 yards, 2 TD, 90.9 QB rating.
- NFL record 13 games since 2018 with 3+ players with a receiving TD.

### Week 3 at Baltimore Ravens (W, 34-20)

- 31 of 42 (73.8%) for 385 yards, 4 TD, 133.5 QB rating.
- NFL record fastest QB to pass for 10,000 yards (34 games).
- Earned AFC Offensive Player of the Week.

### Week 4 vs. New England Patriots (W, 26-10)

- 19 of 29 (65.5%) for 236 yards, 2TD, 113.6 QB rating.

### Week 5 vs. Las Vegas Raiders (L, 40-32)

- 22 of 43 (51.2%) for 340 yards, 2 TD, 83.5 QB rating.

### Week 6 at Buffalo Bills (W, 26-17)

- 21 of 26 (80.8%) for 225 yards, 2 TD, 128.4 QB rating.
- NFL record fastest QB to pass for 90-career touchdowns (37 games).
- Set Chiefs record with 16 consecutive games with a passing TD.

### Week 7 at Denver Broncos (W, 43-16)

- 15 of 23 (65.2%) for 200 yards, 1 TD, 107.2 QB rating.
- Extended Chiefs record to 17 consecutive games with a passing TD.

### Week 8 vs. New York Jets (W, 35-9)

- 31 of 42 (73.8%) for 416 yards, 5 TD, 144.4 QB rating.
- Extended Chiefs record to 18 consecutive games with a passing TD.
- Chiefs record 10 career games with 4+ passing TDs.
- NFL record 3+ passing TDs and 0 INTs in a half 10 times since 2018, twice as many as the QBs with the next-most (Aaron Rodgers and Tom Brady) (According to NFL Research).
- Earned AFC Offensive Player of the Week.
- Earned FedEx Air Player of the Week.

### Week 9 vs. Carolina Panthers (W, 33-31)

- 30 of 45 (66.7%) for 372 yards, 4 TD, 144.4 QB rating.
- NFL Record fastest quarterback to reach 100-career TD passes - 101 TDs in 40 games.
- Extended Chiefs record to 19 consecutive games with a passing TD.
- Chiefs Record 11 games with 4+ passing TDs.
- Ties NFL record 350+ passing yards, 4+ passing TDs and 0 INTs in back-to-back games (joins QB Tom Brady as the only players to accomplish this in back-to-back weeks in a single season since at least 1950 (According to CBS Sports).



### Week 11 at Las Vegas Raiders (W, 35-31)

- 34 of 45 (75.6%) for 348 yards, 2 TD, 1 INT, 102.8 QB rating.
- Extended Chiefs record to 20 consecutive games with a passing TD.

### Week 12 at Tampa Bay Buccaneers (W, 27-24)

- 37 of 49 (75.5%) for 462 yards, 3 TD, 124.7 QB rating.
- Extended Chiefs record to 21 consecutive games with a passing TD.
- First player in NFL history with at least 30 completions and 300 passing yards in four consecutive games (NFL Research).
- Joins Dan Marino (six games) as only players with five career games with at least 400 passing yards and three touchdowns, in their first four seasons in NFL history.
- Tied Chiefs record 24 career games with 300+ passing yards.
- Earned FedEx Air Player of the Week.
- Earned NFL Offensive Player of the Month - November.

### Week 13 vs. Denver Broncos (W, 22-16)

- 25 of 40 (62.5%) for 318 yards, 1 TD, 95.6 QB rating.
- Extended Chiefs record to 22 consecutive games with a passing TD.
- Chiefs record 25 career games with 300+ passing yards.

### Week 14 at Miami Dolphins (W, 33-27)

- 24 of 34 (70.6%) for 393 Yards, 2 TD, 3 INT, 91.9 QB rating.
- Extended Chiefs record to 23 consecutive games with a passing TD.
- Extends Chiefs record 26 career games with 300+ passing yards.
- Tied NFL record (PFHOF QB Kurt Warner) 26 career 300-yard games for the most games of at least 300 passing yards a player's first four seasons in league annals.
- Chiefs record 26 career 300-yard games.
- According to NFL Communications, six-straight 315+ passing yards game, tied with QBs Drew Brees (2012-13) and Rich Gannon (2002) for the longest streak in NFL history.

### Week 15 at New Orleans Saints (W, 32-29)

- 26 of 47 (55.3%) for 254 Yards, 3 TD, 0 INT, 92.0 QB rating.
- Extended Chiefs record to 24 consecutive games with a passing TD.
- Voted to the 2021 Pro Bowl.

### Week 16 vs. Atlanta Falcons (W, 17-14)

- 24 of 44 (54.5%) for 278 Yards, 2 TD, 1 INT, 79.5 QB rating.
- Extended Chiefs record to 25 consecutive games with a passing TD.

### Week 17 vs. Los Angeles Chargers (L, 38-21)

- Inactive (No. 1 Seed Clinched in AFC)

### AFC Divisional vs. Cleveland Browns (W, 22-17)

- 21 of 30 (70.0%) for 255 Yards, 1 TD, 0 INT, 106.9 QB rating.
- Chiefs postseason record for most passing yards (1,729) in a career.
- KC postseason record for most passes attempted (214) in a career.
- KC postseason record for most completed passes (136) in a career.
- Chiefs postseason record for most TD passes (14) in a career.

### AFC Championship vs. Buffalo Bills (W, 38-24)

- 29 of 38 (76.3%) for 325 Yards, 3 TD, 0 INT, 127.6 QB rating.
- NFL Record: youngest quarterback to start in three-consecutive conference championship games (25 years old), and the only quarter back to accomplish the feat prior to his 26th birthday. Also the first quarterback to do so in his first four seasons in the league.
- NFL postseason record for most TD passes (17) in first four seasons.
- Extends Chiefs postseason record for most passing yards (2,054) in a career.
- Extends KC postseason record for most passes attempted (252) in a career.
- Extends KC postseason record for most completed passes (165) in a career.
- Extends Chiefs postseason record for most TD passes (17) in a career.

### Super Bowl LV at Tampa Bay Buccaneers (L, 31-9)

- 26 of 49 (53.1%) for 270 yards, 0 TD, 2 INT, 52.3 QB rating.
- Helped Chiefs earn back-to-back Super Bowl trips.
- Three AFC Championship appearances in three years starting.

## QUARTERBACK PATRICK MAHOMES 2021 ACCOLADES

In his fourth season as the team's starting QB, Patrick Mahomes continued to leave his mark in both NFL and Chiefs record books each week. Below is a list of milestones he's reached throughout the 2021 season.

### Week 1 vs. Cleveland Browns (W, 33-29)

- 27 of 36 (75.0%) for 337 yards, 3 TD, 131.4 QB rating.
- Chiefs/current NFL record 26 straight games with a passing TD.
- Chiefs record 27 games of 300+ passing yards.
- NFL record most passing yards (14,372) in first 50 starts (47).
- NFL record most passing TDs (117) in first 50 starts (47).
- Chiefs record (regular + postseason) rushing TDs by a QB (11).

### Week 2 at Baltimore Ravens (L, 35-36)

- 24 of 31 (77.4%) for 343 yards, 3 TD, 1 INT, 131.5 QB rating.
- Chiefs/current NFL record 27 straight games with a passing TD.
- Chiefs record 28 games of 300+ passing yards.
- Ties Chiefs record 30 games of 100.0+ passer rating.

### Week 3 vs. Los Angeles Chargers (L, 24-30)

- 27 of 44 (61.4%) for 260 yards, 3 TD, 2 INT, 81.6 QB rating.
- Chiefs/current NFL record 28 straight games with a passing TD.
- NFL record fastest QB to pass for 15,000+ yards (49 career starts).

### Week 4 at Philadelphia Eagles (W, 42-30)

- 24 of 30 (80.0%) for 278 yards, 5 TD, 1 INT, 131.0 QB rating.
- Chiefs record 31 games of 100.0+ passer rating.
- Chiefs/current NFL record 29 straight games with a passing TD.
- Ties NFL record 3+ TDs in first four games of a season, joining Steve Young (1998), Kurt Warner (1999) and Tom Brady (2007).

### Week 5 vs. Buffalo Bills (L, 20-38)

- 33 of 54 (61.1%) for 272 yards, 2 TD, 2 INT, 70.9 QB rating.
- Chiefs/current NFL record 30 straight games with a passing TD.

### Week 6 at Washington Football Team (W, 31-13)

- 32 of 47 (68.1%) for 397 yards, 2 TD, 2 INT, 90.5 QB rating.
- Chiefs record 29 games of 300+ passing yards.
- Chiefs/current NFL record 31 straight games with a passing TD.



### Week 7 at Tennessee Titans (L, 3-27)

- 20 of 35 (57.1%) for 206 yards, 0 TD, 1 INT, 62.3 QB rating.

### Week 8 vs. New York Giants (W, 20-17)

- 29 of 48 (60.4%) for 275 yards, 1 TD, 1 INT, 74.6 QB rating.

### Week 9 vs. Green Bay Packers (W, 13-7)

- 20 of 37 (54.1%) for 166 yards, 1 TD, 0 INT, 74.8 QB rating.

### Week 10 at Las Vegas Raiders (W, 41-14)

- 35 of 50 (70.0%) for 406 yards, 5 TD, 0 INT, 127.6 QB rating.
- NFL record 30 games with at least 300 passing yards by a player in his first five seasons.
- Chiefs record 30 games of 300+ passing yards.
- Chiefs record 32 games of 100.0+ passer rating.

### Week 11 vs. Dallas Cowboys (W, 19-9)

- 23 of 37 (62.2%) for 260 yards, 0 TD, 1 INT, 71.9 QB rating.

### Week 13 vs. Denver Broncos (W, 22-9)

- 29 of 15 (51.7%) for 184 yards, 0 TD, 1 INT, 57.3 QB rating.

### Week 14 vs. Las Vegas Raiders (W, 48-9)

- 20 of 24 (83.3%) for 258 yards, 2 TD, 0 INT, 139.2 QB rating.
- Chiefs record 33 games of 100.0+ passer rating.

### Week 15 at Los Angeles Chargers (W, 34-28)

- 31 of 47 (66.0%) for 410 yards, 3 TD, 1 INT, 105.8 QB rating.
- Chiefs record 34 games of 100.0+ passer rating.
- Chiefs record 31 games of 300+ passing yards.
- Chiefs record seven games with 400+ passing yards.
- NFL record seven games with 400+ passing yards in first five seasons.
- Joins PFHOF QB Peyton Manning as only two QBs to log four consecutive seasons with 4,000+ passing yards in their first five seasons.

### Week 16 vs. Pittsburgh Steelers (W, 36-10)

- 23 of 30 (76.7%) for 258 yards, 3 TD, 0 INT, 135.1 QB rating.
- Chiefs record 35 games of 100.0+ passer rating.
- Chiefs record 64 career TD passes at GEHA Field at Arrowhead.
- Chiefs record four-time AFC Offensive Player of the Month.
- NFL record as only player to earn a Player of the Month award the past four seasons.

### Week 17 at Cincinnati Bengals (W, 34-31)

- 26 of 35 (74.3%) for 259 yards, 2 TD, 0 INT, 113.9 QB rating.
- NFL record first QB with at least 35 touchdown passes in three of his first five seasons.
- Chiefs record 36 games of 100.0+ passer rating.

### Week 18 at Denver Broncos (W, 28-24)

- 27 of 44 (61.4%) for 270 yards, 2 TD, 0 INT, 93.9 QB rating.
- Chiefs clinch no. 2 seed in the AFC Playoff Picture.

### AFC Wild Card Playoffs vs. Pittsburgh Steelers (W, 42-21)

- 30 of 39 (77.0%) for 404 yards, 5 TD, 1 INT, 138.2 QB rating.
- 138.2 is highest passer rating in a playoff game in team history.
- Five TD passes ties club record for most TD passes.
- 404 yards is most passing yards in a playoff game in team history.

### AFC Divisional Playoffs vs. Buffalo Bills (W, 42-36-OT)

- 33 of 44 (75.0%) for 378 yards, 3 TD, 0 INT, 123.1 QB rating.
- Team trailed with :13 to play before tying game.
- Mahomes led offense to team record 552 total net yards.

### AFC Championship vs. Cincinnati Bengals (L, 24-27-OT)

- 26 of 39 (66.7%) for 275 yards, 3 TD, 2 INTs, 91.3 QB rating.
- Led Chiefs to an NFL record fourth-straight home AFC Championship



## QUARTERBACK PATRICK MAHOMES 2022 ACCOLADES (NFL/SB MVP)

In his fifth season as the team's starting QB, Patrick Mahomes continued to leave his mark in both NFL and Chiefs record books each week. Below is a list of milestones he's reached throughout the 2022 season.

### Week 1 at Arizona Cardinals (W, 44-21)

- 30 of 39 (76.9%) for 360 yards, 5 TD, 0 Int, 144.2 QB rating.
- Became first QB in NFL history to record three or more TD passes in five consecutive season openers.
- AFC Offensive Player of the Week.

### Week 2 vs. Los Angeles Chargers (W, 27-24)

- 24 of 35 (68.6%) for 235 yards, 2 TD, 0 INT, 106.2 QB rating.
- Extends franchise record for career games with 100.0 passer rating to 38 career games.

### Week 3 at Indianapolis Colts (L, 17-20)

- 20 of 35 (57.1%) for 262 yards, 1 TD, 1 INT, 78.5 QB rating.

### Week 4 at Tampa Bay Buccaneers (W, 41-31)

- 23 of 37 (62.2%) for 249 yards, 3 TD, 1 INT, 97.7 QB rating.
- NFL/Chiefs record 162 touchdown passes in first 67 games.
- NFL/Chiefs record 67 games to 20,000 career passing yards.
- AFC Offensive Player of the Week.

### Week 5 vs. Las Vegas Raiders (W, 30-29)

- 29 of 43 (67.4%) for 292 yards, 4 TD, 0 INT, 117.6 QB rating.
- Extends franchise record for career games with 100.0 passer rating to 39.

### Week 6 vs. Buffalo Bills (L, 20-24)

- 25 of 40 (62.5%) for 338 yards, 2 TD, 2 INT, 85.2 QB rating.
- Chiefs record 278 career 20+ yard passes.

### Week 7 at San Francisco 49ers (W, 44-23)

- 25 of 34 (73.5%) for 423 yards, 3 TD, 1 INT, 132.4 QB rating.
- Extends franchise record for career games with 100.0 passer rating to 40.

### Week 9 vs. Tennessee Titans (W, 20-17)

- 43 of 68 (63.2%) for 446 yards, 1 TD, 1 INT, 80.9 QB rating.
- Chiefs record 68 passes attempted in a game.
- Chiefs record 43 completed passes in a game.
- Extends Chiefs record to 35 300 yard passing games in a career.
- Tied for first in the NFL with 35 300 yard passing games since 2017.
- NFL/Chiefs record for most passing yards in first 75 starts with 21,596 (71 starts).

### Week 10 vs. Jacksonville Jaguars (W, 27-17)

- 26 of 35 for 331 yards (74.3%), 4 TD, 1 Int, 129.6 QB rating.
- NFL record 176 passing touchdowns in first 75 career starts (72 starts).
- Tied NFL record 33 games with three or more passing touchdowns in first 75 career starts (72 starts).
- NFL record 16 games with four or more passing touchdowns in first 75 career starts (72 starts).
- NFL leader of games with 300 passing yards since 2017 with 36.
- Extends franchise record for career games with 100.0 passer rating to 41.

### Week 11 at Los Angeles Chargers (W, 30-27)

- 20 of 34 for 329 yards (58.8%), 3 TD, 0 Int, 120.8 QB rating.
- Extends franchise record for career games with 100.0 passer rating to 42.
- Extends title of NFL leader of games with 300 passing yards since 2017 with 37.
- Extends Chiefs record to 37 300-yard passing games in a career.
- Tied NFL record with 58 career wins by a QB in first 75 starts (73 starts)
- Extends NFL record to 179 passing touchdown passes in first 75 career game (73 games).

### Week 12 vs. Los Angeles Rams (W, 26-10)

- 27 of 42 for 320 yards (64.3%) 1 TD, 1 Int, 85.4 QB rating.
- NFL record of 59 career wins by a QB in first 75 starts (74 starts).
- Extends Chiefs record to 38 300-yard passing games in a career.
- Tied for most QB-pass catcher touchdown connections with 46 to Travis Kelce.

### Week 13 at Cincinnati Bengals (L, 24-27)

- 16 of 27 for 223 yards (59.3%) 1 TD, 0 Int, 98.2 QB rating.
- Tied Chiefs record for most rushing touchdowns by a QB with 10.

### Week 14 at Denver Broncos (W, 34-28)

- 28 of 42 for 352 yards (66.7%) 3 TD, 3 Int, 86.6 QB rating.
- Extends Chiefs record to 39 300-yard passing games in a career.
- Extends title of NFL leader of games with 300 passing yards since 2017 to 39.

### Week 15 at Houston Texans (W, 30-24 OT)

- 36 of 41 for 336 yards (87.8%) 2 TD, 0 Int, 117.1 QB rating.
- Extends Chiefs record to 40 300-yard passing games in a career.
- Extended title of NFL leader of games with 300 passing yards since 2017 to 40.
- Chiefs record 87.80 completion percentage.
- Chiefs record 11 rushing touchdowns by a QB
- Extends franchise record for career games with 100.0 passer rating to 43.

### Week 16 vs. Seattle Seahawks (W, 24-10)

- 16 of 28 for 224 yards (57.1%) 2 TD, 0 Int, 106.8 QB rating.
- Extends franchise record for career games with 100.0 passer rating to 44.
- Extends Chiefs record to 12 rushing touchdowns by a QB.

### Week 17 vs. Denver Broncos (W, 27-24)

- 29 of 42 for 328 yards (69.0%) 3 TD, 1 Int, 106.1 QB rating
- Tied NFL record for most seasons with 5,000 passing yards and 40 touchdowns in a career with two.
- Tied Chiefs record for most 300-yard passing games in a season with 10.
- Chiefs record 1,280 (658,622) passes attempted in consecutive seasons.
- Chiefs record 853 (436, 417) passes completed in consecutive seasons.
- Chiefs record 9,887 (4,839, 5,048) passing yards in consecutive seasons.
- Chiefs record 77 (37,40) passing touchdowns in consecutive seasons.
- Extends franchise record for career games with 100.0 passer rating to 45.
- Extends Chiefs record to 41 300-yard passing games in a career.
- Extended title of NFL leader of games with 300 passing yards since 2017 to 41.

### Week 18 at Las Vegas Raiders (W, 31-13)

- 18 of 26 for 202 yards (69.2%) 1 TD, 0 Int, 105.0 QB rating.
- NFL record 5,614 combined yards by a QB.
- Chiefs record 5,250 passing yards in a season.
- Extends franchise record for career games with 100.0 passer rating to 46.

### AFC Divisional Playoffs vs. Jacksonville Jaguars (W, 27-20)

- 22 of 30 for 195 yards (73.3%) 2 TD, 0 Int, 112.5 QB rating.
- Extends franchise record for career postseason games with 100.0 passer rating to 8.

### AFC Conference Championship vs. Cincinnati Bengals (W, 23-20)

- 29 of 43 for 326 yards (67.4%) 2 TD, 0 INT, 105.4 QB rating.
- Extends franchise record for career postseason games with 100.0 passer rating to 9.

### Super Bowl LVII vs. Philadelphia Eagles (W, 38-25)

- 21 of 27 for 182 yards (77.8%) 3 TD, 0 INT, 131.8 QB rating.
- Extends franchise record for career postseason games with 100.0 passer rating to 10.
- Earned the second Super Bowl MVP of his career.

### 2022 Season Awards

- Won NFL MVP for the second time in his career.
- Voted the ESPY Best Male Athlete.
- Voted the ESPY Best NFL Player.
- Voted by teammates as Chiefs Derrick Thomas Most Valuable Player.
- Selected to the Pro Bowl.
- Named to the AP All-Pro first team.

## QUARTERBACK PATRICK MAHOMES 2023 ACCOLADES (SB MVP)

In his sixth season as the team's starting QB, Patrick Mahomes continued to leave his mark in both NFL and Chiefs record books each week. Below is a list of milestones he's reached throughout the 2023 season.

### **Week 1 vs. Detroit Lions (L. 20-21)**

- 21 of 39 (53.8%) for 226 yards, 2 TD, 1 Int, 77.5 QB rating.

### **Week 2 at Jacksonville Jaguars (W. 17-9)**

- 29 of 41 (70.7%) for 305 yards, 2 TD, 1 Int, 98.1 QB rating.
- Extends 300-yard record with 305 passing yards which ranks as the most in franchise history.
- NFL record 42 game with over 300 yards passing, since 2017.
- Tied for third place for most touchdown passes (196) in the first seven years in the NFL.
- Chiefs record for most QB-pass catcher touchdown connections (47).
- Fourth place for most QB-TE touchdown connections in NFL history (47).

### **Week 3 vs. Chicago Bears (W. 41-10)**

- 24 of 33 (72.7%) for 272 yards, 3 TD, 0 Int, 127.3 QB rating.
- Eclipsed 25k passing yards.
- NFL record of fewest games to 25,000 career passing yards (83).

### **Week 4 at New York Jets (W. 23-20)**

- 18 of 30 (60.0%) for 203 yards, 1 TD, 2 Int, 63.6 QB rating.
- NFL record of fewest games to 200 touchdown passes (84).

### **Week 5 at Minnesota Vikings (W. 27-20)**

- 31 of 41 (75.6%) for 281 yards, 2 TD, 0 Int, 109.9 QB rating.
- Chiefs tied for second for NFL record of most consecutive games with 150+ passing yards (100).
- Extends franchise record for most QB-pass catcher touchdown connections (49).

### **Week 6 vs. Denver Broncos (W. 19-8)**

- 30 of 40 (75.0%) for 306 yards, 1 TD, 1 Int, 94.4 QB rating.
- Chiefs move up to second place for the NFL record of most consecutive games with 150+ passing yards (101).
- Franchise record for most passes completed in a career (2,138).
- Ranked eighth for NFL record for most passing yards in the first seven years in the NFL.
- NFL record for most 300-yard passing games since 2017.

### **Week 7 vs. Los Angeles Chargers (W. 31-17)**

- 32 of 42 (76.2%) for 424 yards, 4 TD, 1 Int, 129.5 QB rating.
- Ranked fifth all-time for most passing yards in the first seven years in the NFL with 26,258.
- NFL record of most 400-yard passing games since 2017 (10).
- Chiefs record of most 300-yard passing games in a career (44).
- NFL record for most games with 300 yards passing since 2017 (44).
- Franchise record for most 100.0+ passer rating games in a career (Min. 20 attempts) (49).
- Second place for NFL record of most 100.0+ passer rating games since 2017 (Min. 20 attempts) (49).

### **Week 8 at Denver Broncos (L. 9-24)**

- 24 of 38 (63.2%) for 240 yards, 0 TD, 2 Int, 59.1 QB rating.
- Tied for second for franchise record of most games started by a quarterback in a career (88 games).

### **Week 9 vs. Miami Dolphins (W. 21-14)**

- 20 for 30 (66.7%) for 185 yards, 2 TD, 0 Int, 105.6 QB rating.
- Ranked second in Chiefs history for most games started by a quarterback in a career (89 games).

### **Week 11 vs. Philadelphia Eagles (L. 17-21)**

- 24 of 42 (55.8%) for 177 yards, 2 TD, 1 Int, 71.6 QB rating.
- Tied for second in franchise history for most consecutive games started by a quarterback with 44 games.

### **Week 12 at Las Vegas Raiders (W. 31-17)**

- 27 of 34 (79.4%) for 298 yards, 2 TD, 0 Int, 122.8 QB rating.
- Ranked second in Chiefs history for most consecutive games started by a quarterback (45 games).
- Ranked fourth all-time for most passing yards in the first seven years in the NFL with 27,158 yards.
- NFL record most games with multiple passing touchdowns in the first seven seasons (91 games, 66 touchdowns).

### **Week 13 at Green Bay Packers (L. 19-27)**

- 21 of 33 (63.6%) for 210 yards, 1 TD, 1 Int, 79.1 QB rating.

### **Week 14 vs. Buffalo Bills (L. 17-20)**

- 25 of 43 (58.1%) for 271 yards, 1 TD, 1 Int, 74.9 QB rating.

### **Week 15 at New England Patriots (W. 27-17)**

- Ranked second for most touchdown passes in the first seven years in the NFL with 217.
- Tied NFL record for most passing touchdowns in the first 100 games with 217 touchdowns.
- Ranked third all-time for most passing yards in the first seven years in the NFL (27,944 yards).

### **Week 16 vs. Las Vegas Raiders (L. 14-20)**

- 27 of 44 (61.4%) for 235 yards, 1 TD, 1 Int, 73.6 QB rating.
- Ranked second in NFL history for most passing yards in the first seven years in the NFL with 28,179 yards.

### **Week 17 vs. Cincinnati Bengals (W. 25-17)**

- 21 of 29 (72.4%) for 245 yards, 1 TD, 0 Int, 109.1 QB rating.
- Tied for sixth place in NFL history for most consecutive seasons with 4,000 passing yards, with six seasons.
- Ranked second all-time for most touchdown passes in the first seven years in the NFL (219 touchdown passes).

### **AFC Wild Card Playoffs vs. Miami Dolphins (W. 26-7)**

- 23 of 41 (56.1%) for 262 yards, 1 TD, 0 Int, 83.6 QB rating.
- Chiefs record for most rushing yards in the postseason in a career (425 yards).
- Tied for seventh in NFL history for most touchdown passes in the postseason (36) in a career.

### **AFC Divisional Playoffs at Buffalo Bills (W. 27-24)**

- 17 of 23 (73.9%) for 215 yards, 2 TD, 0 Int, 131.6 QB rating.
- Ranked third in NFL history for most games with 100.0+ passer rating in the postseason (Min. 20 attempts) with 11 games.
- Ranked ninth all-time for most passing yards in the postseason (4,561 yards).
- Ranked sixth all-time for most touchdown passes in the postseason (38).
- NFL record for most touchdown connections in the postseason (16 touchdowns for Patrick Mahomes - Travis Kelce).
- Tied for seventh all-time for most QB wins in the postseason (13 wins).

### **AFC Conference Championship at Baltimore Ravens (W. 17-10)**

- 30 of 39 (76.9%) for 241 yards, 1 TD, 0 Int, 100.5 QB rating.
- Tied for second in NFL history for most games with a 100.0+ passer rating in the postseason (Min. 20 attempts).
- Ranked second all-time for most passing yards in conference championship games in a career (1,756 yards).
- Ranked second in NFL history for most consecutive conference championship appearances by a quarterback (six).
- Tied for third all-time for most QB wins in the postseason (in games started) with 14 games.

### **Super Bowl LVIII vs. San Francisco 49ers (W. 25-22)**

- 34 of 46 (73.9%) for 333 yards, 2 TD, 1 Int, 99.3 QB rating.
- Ranked eighth in NFL history for most passing yards in the postseason with 5,135 yards.
- Ranked fifth for most touchdown passes in the postseason all-time with 41 touchdown passes.
- Chiefs record 525 postseason rushing yards in a career.
- Tied for third all-time for most Super Bowl starts by a quarterback (four starts).
- Tied for fourth in NFL history for most Super Bowl victories by a starting quarterback (three).
- Ranked fifth for most touchdown passes in a Super Bowl in a career with seven.
- Ranked fifth for most passing yards in Super Bowls in a career with 1,071 yards in four games.
- Earned third Super Bowl MVP of his career.

### **2023 Season Awards**

- Voted the ESPY Best Male Athlete.
- Voted the ESPY Best NFL Player.
- Selected to the Pro Bowl.
- Super Bowl MVP.

## QB PATRICK MAHOMES 2024 ACCOLADES

In his seventh season as the team's starting QB, Patrick Mahomes continues to leave his mark in both NFL and Chiefs record books each week. Below is a list of milestones he's reached so far during the 2024 season.

### Week 1 vs. Baltimore Ravens (W, 27-20)

- 20 of 28 (71.4%) for 291 yards, 1 TD, 1 Int, 101.9 QB rating.
- Broke Chiefs franchise record for most passing yards (28,715 yards).
- Cracked the Top 10 for passing yardage in a player's first eight years in league history (28,715 yards).

### Week 2 vs. Cincinnati Bengals (W, 26-25)

- 18 of 25 (72.0%) for 151 yards, 2 TDs, 2 Ints, 80.6 QB rating.

### Week 3 at Atlanta Falcons (W, 22-17)

- 26 of 39 (66.7%) for 217 yards, 2 TDs, 1 Int, 87.2 QB rating.
- Totaled 77 regular season wins (in 99 starts), besting former QB Tom Brady and PFHOF Roger Staubach for most wins by a QB in their first 100 starts.

### Week 4 at Los Angeles Chargers (W, 17-10)

- 19 of 29 (65.5%) for 245 yards, 1 TD, 1 Int, 89.0 QB rating.
- Joined PFHOF QB Len Dawson (158) as the only two quarterbacks in franchise history to record 100 or more starts.
- Passed Dawson (3,696) for the most pass attempts in franchise history with 3,711 attempts.
- Moved to ninth for most passing yards in a player's first eight seasons in the NFL (29,328 yards in 100 career games).
- Moved to fourth for most touchdown passes in first eight years in NFL (225).

### Week 5 vs. New Orleans Saints (W, 26-13)

- 28 of 39 (71.8%) for 331 yards, 0 TD, 1 Int, 86.6 QB rating.
- Moved to eighth for most passing yards in a player's first eight seasons in the NFL (29,659 yards).
- Extended the Chiefs record for most 300-yard passing games in career (46).
- Extended his hold on the top spot in the NFL for most 300-yard passing games since 2017 (46).

### Week 7 at San Francisco 49ers (W, 28-18)

- 16 of 27 (59.3%) for 154 yards, 2 Ints, 44.4 QB rating.
- Extended the franchise record for rushing touchdowns by a QB (13).

### Week 8 at Las Vegas Raiders (W, 27-20)

- 27 of 38 (71.1%) for 262 yards, 2 TDs, 1 Int, 96.6 QB rating.
- Broke NFL record for fewest games to 30,000 passing yards (103 games).
- Moved to third for most QB-TE touchdown connections in NFL history with 52 touchdowns to TE Travis Kelce.
- Extended his hold on the top spot for most QB-pass catcher touchdown connections in franchise history (52).

### Week 9 vs. Tampa Bay Buccaneers (W, 30-24)

- 34 of 44 (77.3%) for 291 yards, 3 TDs, 0 Int, 116.8 QB rating.
- Moved to third for most touchdown passes in a player's first eight years in the NFL (230).
- Moved to sixth for most passing yards in a player's first eight years in the NFL (30,366).

### Week 10 vs. Denver Broncos (W, 16-14)

- 28 of 42 (66.7%) for 266 yards, 1 TD, 0 Int, 92.0 QB rating.
- Moved to fifth for most passing yards in a player's first eight years in the NFL (30,632).

### Week 11 at Buffalo Bills (L, 30-21)

- 23 of 33 (69.7%) for 196 yards, 3 TDs, 2 Ints, 90.0 QB rating.
- Marked 40th career regular season game with three or more touchdown passes.

### Week 12 at Carolina Panthers (W, 30-27)

- 27 of 37 (73.0%) for 269 yards, 3 TDs, 0 Int, 120.2 QB rating.
- Tied PFHOF QB Len Dawson for most touchdown passes thrown in franchise history (237).
- Marked 41st career game with three or more touchdown passes.
- Marked 55th career game with a 100.0+ passer rating (minimum 20 attempts).

### Week 13 vs. Las Vegas Raiders (W, 19-17)

- 26 of 46 (56.5%) for 306 yards, 1 TD, 0 Int, 84.1 QB rating.
- Passed PFHOF QB Len Dawson (237) for the most touchdown passes in franchise history (238).

## FILLING THE TROPHY CASE

After entering the NFL in 2017, QB Patrick Mahomes has already solidified himself as one of the best to ever play the game. In the past eight years (seven as a starter), Mahomes has brought Kansas City and the Chiefs faithful three Super Bowls in his first four Super Bowl appearances. Below are his achievements.

### Super Bowl LIV vs. San Francisco 49ers (W, 31-9)

- 26 of 42 (61.9%) for 286 yards, 2 TDs, 2 Ints, 78.1 QB rating.
- Earned Super Bowl LIV MVP after Chiefs scored 21 unanswered points in the fourth quarter.
- Became the third-youngest player and youngest QB in Super Bowl history to earn SB MVP (24 years and 138 days).

### Super Bowl LV at Tampa Bay Buccaneers (L, 31-9)

- 26 of 49 (53.1%) for 270 yards, 0 TD, 2 Ints, 52.3 QB rating.
- Earned back-to-back Super Bowl trips.
- Became youngest QB in NFL history to start in two Super Bowls (25 years and 143 days).

### Super Bowl LVII vs. Philadelphia Eagles (W, 38-25)

- 21 of 27 (77.8%) for 182 yards, 3 TDs, 0 Int, 131.8 QB rating.
- Earned the second Super Bowl MVP of his career.
- Extended franchise record for career postseason games with 100.0 passer rating (10 games).
- Became the fifth player in league history to win multiple SB MVP titles and the 11th player to receive both SB MVP and league MVP in the same season.

### Super Bowl LVIII vs. San Francisco 49ers (W, 25-22)

- 34 of 46 (73.9%) for 333 yards, 2 TDs, 1 Int, 99.3 QB rating.
- After throwing for 333 yards, now ranks eighth in NFL history for most passing yards in the postseason with 5,135 yards.
- Now ranks fifth for most touchdown passes in the postseason all-time with 41 touchdown passes.
- Broke the Chiefs postseason rushing yard record after tallying 66 yards and now holds 525 total postseason rushing yards.
- Tied for third all-time for most Super Bowl starts by a quarterback (four starts).
- Tied for fourth in NFL history for most Super Bowl victories by a starting quarterback (three).
- Now ranks fifth for most touchdown passes in Super Bowl appearances with seven.
- Now ranks fifth for most passing yards in career Super Bowl appearances with 1,071 yards in four games.
- Earned third Super Bowl MVP of his career after defeating 49ers in second ever OT in Super Bowl history.



3X

Super Bowl Champion

3X

Super Bowl MVP

## A HOT START FOR THE YOUNG QUARTERBACK

With 108 games under his belt as a starting quarterback in the National Football League, Chiefs QB Patrick Mahomes has performed at a record-setting pace thus far. The charts below compare Mahomes' first 108 career starts to some of the game's greatest quarterbacks in their first 110 starts.

Listed are Pro Football HOF QBs Brett Favre, Kurt Warner, Dan Marino, John Elway, Joe Montana, Joe Namath, Troy Aikman, Jim Kelly, Steve Young, Johnny Unitas and Peyton Manning, along with potential future PFHOFers QBs Tom Brady, Drew Brees and Aaron Rodgers. Among the group, there are 11 Pro Football Hall of Famers, 11 NFL/AFL MVP Award winners, 12 Super Bowl champions and 10 Super Bowl MVPs.

### PASSING YARDS (THROUGH FIRST 110 STARTS)

<u>Name</u>	<u>Team</u>	<u>Yards</u>
<b>Patrick Mahomes (108 starts)</b>	<b>KC</b>	<b>31,403</b>
Kurt Warner*	STL	30,219
Aaron Rodgers	GB	29,817
Dan Marino*	MIA	29,400
Peyton Manning*	IND	29,053
Drew Brees	SD/NO	27,068
Brett Favre*	GB	26,774
Joe Montana*	SF	26,404
Tom Brady	NE	26,318
Jim Kelly*	BUF	24,720
Steve Young*	TB/SF	24,472
Johnny Unitas*	BAL	24,300
Joe Namath*	NYJ	24,094
John Elway*	DEN	23,669
Troy Aikman*	DAL	22,246

### PASSING TOUCHDOWNS (THROUGH FIRST 110 STARTS)

<u>Name</u>	<u>Team</u>	<u>TDs</u>
Aaron Rodgers	GB	240
<b>Patrick Mahomes (108 starts)</b>	<b>KC</b>	<b>238</b>
Dan Marino*	MIA	227
Brett Favre*	GB	215
Peyton Manning*	IND	214
Tom Brady	NE	197
Kurt Warner*	STL	196
Johnny Unitas*	BAL	187
Joe Montana*	SF	180
Drew Brees	SD/NO	176
Jim Kelly*	BUF	174
Steve Young*	TB/SF	163
Joe Namath*	NYJ	156
John Elway*	DEN	129
Troy Aikman*	DAL	109

### PASS COMPLETIONS (THROUGH FIRST 110 STARTS)

<u>Name</u>	<u>Team</u>	<u>Comp.</u>
<b>Patrick Mahomes (108 starts)</b>	<b>KC</b>	<b>2,678</b>
Kurt Warner*	STL	2,496
Peyton Manning*	IND	2,436
Drew Brees	SD/NO	2,406
Aaron Rodgers	GB	2,389
Dan Marino*	MIA	2,322
Brett Favre*	GB	2,316
Tom Brady	NE	2,288
Joe Montana*	SF	2,230
Steve Young	TB/SF	1,988
Jim Kelly*	BUF	1,971
Troy Aikman*	DAL	1,960
John Elway*	DEN	1,875
Johnny Unitas*	BAL	1,645
Joe Namath*	NYJ	1,590

### PASSER RATING (THROUGH FIRST 110 STARTS)

<u>Name</u>	<u>Team</u>	<u>Rating</u>
Aaron Rodgers	GB	106.8
<b>Patrick Mahomes (108 starts)</b>	<b>KC</b>	<b>102.3</b>
Steve Young*	TB/SF	95.6
Kurt Warner*	STL	93.7
Tom Brady	NE	93.1
Peyton Manning*	IND	92.3
Joe Montana*	SF	92.0
Drew Brees	SD/NO	90.0
Brett Favre*	GB	89.4
Dan Marino*	MIA	88.6
Jim Kelly*	BUF	86.8
Troy Aikman*	DAL	83.4
Johnny Unitas*	BAL	82.6
John Elway*	DEN	73.8
Joe Namath*	NYJ	68.7



### INTERCEPTIONS (THROUGH FIRST 110 STARTS)

<u>Name</u>	<u>Team</u>	<u>INTs</u>
Aaron Rodgers	GB	58
<b>Patrick Mahomes (108 starts)</b>	<b>KC</b>	<b>74</b>
Steve Young*	TB/SF	82
Tom Brady	NE	86
Joe Montana*	SF	94
Troy Aikman*	DAL	95
Drew Brees	SD/NO	101
Jim Kelly*	BUF	116
Brett Favre*	GB	118
Peyton Manning*	IND	119
Kurt Warner*	STL	124
John Elway*	DEN	125
Dan Marino*	MIA	132
Johnny Unitas*	BAL	138
Joe Namath*	NYJ	183

\* Denotes Pro Football Hall of Famer

## A WIN IS A WIN

In his first 100 career regular season starts, QB Patrick Mahomes has totaled 78 regular season wins, besting former QB Tom Brady and PF-HOF Roger Staubach for most wins by a QB in their first 100 starts.

### NFL RECORD BOOK

#### MOST WINS IN FIRST 100 CAREER STARTS

<u>Rk.</u>	<u>Player</u>	<u>Team</u>	<u>Wins</u>
1.	<b>Patrick Mahomes</b>	<b>KC</b>	<b>78</b>
2t.	Tom Brady	NE	76
	Roger Staubach	DAL	76

## QB1 KEEPS CLIMBING

With 238 touchdown passes in his nothing but stellar career with the Kansas City Chiefs, QB Patrick Mahomes passed PFHOF QB Len Dawson (237) for most touchdown passes thrown in franchise history. Mahomes threw for 306 yards and one touchdown against the Raiders (11/29/24) to break the record.

### CHIEFS RECORD BOOK: MOST TOUCHDOWN PASSES, CAREER

<u>Rk.</u>	<u>Touchdowns</u>	<u>Player</u>	<u>Seasons</u>
1.	<b>238</b>	<b>Patrick Mahomes</b>	<b>2017-24</b>
2.	237	Len Dawson	1962-75
3.	118	Trent Green	2001-06
4.	105	Bill Kenney	1979-88
5.	102	Alex Smith	2013-17



## MISC. OFFENSIVE NOTES

### KELCE LOGS NFL RECORD

From the 2018-23 season, Chiefs TE Travis Kelce landed himself in the NFL history book as he recorded five of the top-10 single-season receiving yard marks for tight ends in the league's existence. He set the record in 2020 with 1,416 receiving yards on 105 receptions.

#### NFL RECORD BOOK:

##### SINGLE-SEASON RECEIVING YARDS, TIGHT END

Rk.	Tm.	Name	Year	Rec.	Yards	Avg.
1.	KC	Travis Kelce	2020	105	1,416	13.5
2.	SF	George Kittle	2018	88	1,377	15.6
3.	BAL	Mark Andrews	2021	107	1,361	12.7
4.	KC	Travis Kelce	2022	110	1,338	12.2
5.	KC	Travis Kelce	2018	103	1,336	13.0

### KELCE SOARS PAST TIK

With 91 yards against the Raiders during Week 12 of the 2023 season, Kelce surpassed 11,000 receiving yards, the only player in Chiefs history to reach that mark. He now owns 11,965 career receiving yards. Kelce's 11,980 yards from scrimmage (15 rush, 11,965 rec.) make him the only Chiefs player with 11,000+ scrimmage yards and one of two players with 11,000+ combined yards, joining Dante Hall (12,356). He is currently 35 receiving yards away from reaching 12,000 receiving yards in his career. He would be one of three TE's to ever surpass 12,000 receiving yards in the history of the NFL (PFHOF TE Tony Gonzalez and Jason Witten).

#### CHIEFS RECORD BOOK: MOST RECEIVING YARDS, CAREER

Rk.	Yards	Player	Pos.	Seasons
1.	11,965	Travis Kelce	TE	2013-24
2.	10,940	Tony Gonzalez	TE	1997-08
3.	7,306	Otis Taylor	WR	1965-75
4.	7,155	Dwayne Bowe	WR	2007-14
5.	6,630	Tyreek Hill	WR	2016-21

By eclipsing 11,000 receiving yards in 154 games, he became the fastest tight end to do so and one of four to accomplish this feat. He was the 17th fastest player in NFL history to surpass 11,000 receiving yards and was also the fastest TE in league history to reach 10,000 reception yards (140 games). Kelce could potentially become the fastest TE to exceed 12,000 receiving yards, considering he has 11,965 yards in 171 games played so far.

#### NFL RECORD BOOK:

##### FASTEST TO 11,000 RECEIVING YARDS, TIGHT END

Rk.	Name	Years	Games
1.	Travis Kelce	2013-23	154
2.	Tony Gonzalez	1997-09	191
3.	Antonio Gates	2003-16	201
4.	Jason Witten	2003-15	202

### KELCE YARDS AFTER CATCH

Since entering the NFL in 2013, Chiefs TE Travis Kelce ranks first in yards after catch by all players. After recording 42 YAC against Denver (10/12/2023), Kelce claimed the top spot for YAC in NFL history for a tight end dating back to 1992. He now ranks fifth amongst all players in NFL history for YAC.

#### NFL LEADERS

##### MOST YARDS AFTER CATCH, CAREER (SINCE 2013)

Rk.	Pos.	Name	Rec.	Yards	YAC
1.	TE	Travis Kelce	982	11,965	5,633
2.	RB	Austin Ekeler	473	4,230	4,506
3.	RB	Alvin Kamara	564	4,669	4,480
4.	WR	Davante Adams	921	11,334	4,197
5.	RB	Christian McCaffrey	524	4,446	4,158

#### NFL RECORD BOOK

##### MOST YARDS AFTER CATCH, CAREER (SINCE 1992)

Rk.	Pos.	Name	Rec.	Yards	YAC
1.	RB	Marshall Faulk	767	6,875	6,230
2.	RB	Larry Centers	827	6,797	5,836
3.	WR	Terrell Owens	1,078	15,934	5,684
4.	TE	Travis Kelce	982	11,965	5,633
5.	WR	Steve Smith Sr.	1,031	14,731	5,616
6.	WR	Larry Fitzgerald	1,432	17,492	5,578
7.	RB	LaDainian Tomlinson	624	4,772	5,383
8.	WR	Anquan Boldin	1,076	13,779	5,310
9.	WR	Wes Welker	903	9,924	5,087



### KELCE AMONG THE ALL-TIME GREATS

With 171 games played in his career, Chiefs TE Travis Kelce has already cemented himself in league history and continues to produce at a record-setting pace. Through 171 games, Kelce has totaled 982 receptions for 11,965 yards and 76 receiving touchdowns.

The below chart compares the first 171 games of Kelce's career to some of the game's greatest tight ends' first 175 games (minimum of 140 games played). There are currently nine TEs enshrined in the Pro Football Hall of Fame -- Dave Casper (1974-84), Mike Ditka (1961-72), Tony Gonzalez (1997-2013), John Mackey (1963-72; 123 games), Ozzie Newsome (1978-90), Charlie Sanders (1968-77; 128 games), Shannon Sharpe (1990-2003), Jackie Smith (1963-78) and Kellen Winslow (1979-87; 109 games) -- along with potential future PFHOF TEs Antonio Gates (2003-18), Jason Witten (2003-17, 2019-20) and Rob Gronkowski (2010-18, 2020-21).

#### RECEPTIONS (THROUGH FIRST 175 GAMES)

Name	Team	Receptions
Travis Kelce (171 Games)	KC	982
Jason Witten	DAL	879
Tony Gonzalez*	KC	826
Antonio Gates	SD	766
Shannon Sharpe*	DEN	690
Ozzie Newsome*	CLE	627
Rob Gronkowski^	NE/TB	621
Jackie Smith*	STL	476
Mike Ditka*^^^	CHI/PHI/DAL	427
Dave Casper*^^	OAK/HOU	378

#### RECEIVING YARDS (THROUGH FIRST 175 GAMES)

Name	Team	Yards
Travis Kelce (171 Games)	KC	11,965
Tony Gonzalez*	KC	9,937
Jason Witten	DAL	9,799
Antonio Gates	SD	9,767
Rob Gronkowski^	NE/TB	9,286
Shannon Sharpe*	DEN	8,553
Jackie Smith*	STL	7,882
Ozzie Newsome*	CLE	7,602
Mike Ditka*^^^	CHI/PHI/DAL	5,812
Dave Casper*^^	OAK/HOU	5,216

#### RECEIVING TOUCHDOWNS (THROUGH FIRST 175 GAMES)

Name	Team	Touchdowns
Antonio Gates	SD	96
Rob Gronkowski^	NE/TB	92
Travis Kelce (171 Games)	KC	76
Tony Gonzalez*	KC	66
Dave Casper*^^	OAK/HOU	52
Jason Witten	DAL	52
Shannon Sharpe*	DEN	51
Ozzie Newsome*	CLE	45
Mike Ditka*^^^	CHI/PHI/DAL	43
Jackie Smith*	STL	39

\* Denotes Pro Football Hall of Famer

^Only played in 143 games

^^Only played in 144 games

^^^Only played in 146 games



## MISC. OFFENSIVE NOTES

### RELIABILITY WITH KELCE

TE Travis Kelce has recorded at least one pass reception in 170 consecutive games played from Week 1 of the 2014 season (9/7/14) through last week vs. the Raiders. Along with being the longest streak in franchise history and second to DeAndre Hopkins (174 games) among active streaks, it is the second-longest streak by a tight end in NFL history. He has 38 100-yard receiving games in his career, including six in 2022, two in 2023 and one so far in 2024. His 38 100-yard receiving games is a league best for tight ends.

#### NFL RECORD BOOK:

##### MOST CONSECUTIVE GAMES, PASS RECEPTIONS, TIGHT END

Rk.	Games	Player	Years
1.	211	Tony Gonzalez	Dec. 4, 2000 – Dec. 29, 2013
2.	<b>170</b>	<b>Travis Kelce</b>	<b>Sept. 7, 2014 – Present</b>
3.	150	Ozzie Newsome	Oct. 21, 1979 – Oct. 23, 1989

Kelce had 984 receiving yards in 2023, ending a seven-year streak of 1,000 receiving yards. Kelce's streak of seven straight 1,000-yard seasons was the longest in Chiefs history and the longest for a tight end in NFL history.

#### NFL RECORD BOOK:

##### MOST CONSECUTIVE SEASONS, 1,000+ RECEIVING YARDS

Rk.	Seasons	Player	Years
1.	11	Jerry Rice	1989-96
2.	10	Mike Evans	2014-23
3.	9	Tim Brown	1993-01
4.	8	Cris Carter	1993-00
		Marvin Harrison	1999-06
		Torry Holt	2000-07
7t.	<b>7</b>	<b>Travis Kelce</b>	<b>2016-22</b>

Kelce is in his 12th season and has 11,965 career receiving yards, becoming one of four tight ends in NFL history to eclipse 11,000 receiving yards. Reaching this mark in just 154 games, Kelce became the fastest tight end to accumulate 11,000 receiving yards. He owns the third most by a TE in NFL history.

#### NFL RECORD BOOK

##### MOST RECEIVING YARDS, CAREER, TIGHT END (ALL 10,000+)

1.	15,127	Tony Gonzalez	1997-13
2.	13,046	Jason Witten	2003-20
3.	<b>11,965</b>	<b>Travis Kelce</b>	<b>2013-24</b>
4.	11,841	Antonio Gates	2003-18
5.	10,060	Shannon Sharpe	1990-03

### WORTHY DAZZLES IN DEBUT

In the opening game of the 2024 NFL season, rookie WR Xavier Worthy joined just five other players in league history to have at least one receiving touchdown and at least one rushing touchdown in their career debut. RB Kareem Hunt is the only other Chiefs player to do so in their first-career NFL game.

#### ROOKIES WITH ONE OR MORE RUSHING & RECEIVING TOUCHDOWNS IN CAREER DEBUT (SINCE MERGER):

Xavier Worthy	2024
Kareem Hunt	2017
Jim Brim	1987
D.J. Dozier	1987
James Brooks	1981
Rick Upchurch	1975



### PUT IT ON THE BOARD

Since 2018, the Chiefs rank first in the NFL in points scored per game (28.2). Since Andy Reid was named Head Coach in 2013, the Chiefs have had at least four games each season where they've scored 30 or more points. In 2018, the club scored at least 30 points 12 times, which ranked first in franchise history. From 2020-22, the Chiefs recorded three-straight seasons with eight or more 30+ point games.

#### 2018-24 NFL LEADERS - POINTS PER GAME

Rk.	Team	Points Per Game
1.	<b>KC</b>	<b>28.2</b>
2.	BAL	26.7
3.	DAL	26.3
4.	BUF	25.7
5.	TB	25.7

### SCRIMMAGE YARDS PER GAME LEADERS

Over the last seven seasons, the Chiefs rank first in the NFL with 402.2 scrimmage yards per game.

#### 2018-24 NFL LEADERS - SCRIMMAGE YARDS PER GAME

Rk.	Team	Scrimmage Yards Per Game
1.	<b>KC</b>	<b>402.2</b>
2.	SF	389.6
3.	BAL	389.4
4.	TB	388.9
5.	DAL	388.4

### MOVING THE CHAINS

Since 2018, the Chiefs rank first in the league with a total of 2,570 first downs.

#### 2018-24 NFL LEADERS - FIRST DOWNS

Rk.	Team	First Downs
1.	<b>KC</b>	<b>2,570</b>
2.	BAL	2,468
3.	TB	2,427
4.	DAL	2,426
5.	PHI	2,405

### THIRD DOWN MAGIC

Since 2018, the Chiefs have the highest third-down percentage in the NFL, converting 48.5% of their third-down attempts.

#### 2018-24 NFL LEADERS - THIRD DOWN PCT.

Rk.	Team	Third Down Pct.
1.	<b>KC</b>	<b>48.5</b>
2.	PHI	43.8
3.	BAL	43.7
4.	BUF	43.6
5.	DAL	43.4

### CHIEFS CAPTAINS

In Week 13 of the 2024 season against the Raiders, the Chiefs captains were TE Noah Gray, DE Mike Danna and LS James Winchester.

#### CHIEFS CAPTAINS - 2024

**Week 1:** QB Patrick Mahomes, DT Chris Jones and K Harrison Butker.

**Week 2:** TE Travis Kelce, LB Nick Bolton and S Nazeeh Johnson.

**Week 3:** G Trey Smith, NT Mike Pennel and LS James Winchester.

**Week 4:** WR Rashee Rice, LB Drue Tranquill and CB Joshua Williams.

**Week 5:** C Creed Humphrey, CB Trent McDuffie and P Matt Araiza.

**Week 6:** Bye.

**Week 7:** G Joe Thuney, S Justin Reid and DB Chamarri Conner.

**Week 8:** RB Kareem Hunt, S Bryan Cook and LB Leo Chenal.

**Week 9:** WR Justin Watson, DT Tershawn Wharton and WR Mecole Hardman.

**Week 10:** RB Samaje Perine, LB Nick Bolton and LB Jack Cochrane.

**Week 11:** QB Patrick Mahomes, DT Chris Jones and P Matt Araiza.

**Week 12:** G Trey Smith, DE George Karlaftis and CB Joshua Williams.

**Week 13:** TE Noah Gray, DE Mike Danna and LS James Winchester.



## CHIEFS DEFENSIVE NOTES

### CHIEFS TAKEAWAYS UNDER REID

Dating back to 2013 when Chiefs Head Coach Andy Reid arrived in Kansas City, the Chiefs defense is ranked fifth in the NFL when it comes to forcing opponent turnovers, tallying 286 total takeaways.

Rk.	Team	Games	Takeaways
1.	BUF	190	315
2t.	PIT	191	293
	TB	191	293
4.	NE	192	291
5.	KC	191	286

### HOUSE CALLS, PLEASE

The Chiefs have returned 24 of their 170 interceptions for touchdowns since 2013, the most in the NFL over that span.

Rk.	INT TDs	Team
1.	24	Kansas City Chiefs
2t.	20	Los Angeles Rams
		Miami Dolphins
4t.	19	Chicago Bears
		Houston Texans
		Tampa Bay Buccaneers

### EFFECTING THE QB

Since Defensive Coordinator Steve Spagnuolo arrived in Kansas City in 2019, the Chiefs rank second in the NFL for QB hurries with 362.

Rk.	Hrry	Team
1.	376	New England Patriots
2.	362	Kansas City Chiefs
3.	359	Minnesota Vikings
4.	350	Detroit Lions
5.	341	Tampa Bay Buccaneers

### KANSAS CITY THIEVES

The Chiefs are ranked fifth in the NFL with 170 interceptions since 2013, returning those interceptions for a league-best 2,718 yards and 24 TDs.

Rk.	INTs	Team
1.	201	Buffalo Bills
2.	189	New England Patriots
3.	175	Pittsburgh Steelers
4.	173	Cincinnati Bengals
5t.	170	Kansas City Chiefs
		Minnesota Vikings

### '23 CHIEFS PRO BOWL PLAYERS & '23-'24 AWARDS

The NFL announced on Jan. 3, 2024 that five members of the Chiefs were selected to participate in the 2024 NFL Pro Bowl.

Creed Humphrey (Center) - 2nd Nomination  
 Chris Jones (Defensive Tackle) - 5th Nomination  
 Travis Kelce (Tight End) - 9th Nomination  
 Patrick Mahomes (Quarterback) - 6th Nomination  
 Joe Thuney (Guard) - 2nd Nomination

#### 2023 IN-SEASON AWARDS

Week	Player	Award
12	QB Patrick Mahomes	AFC Offensive POTW
17	K Harrison Butker	AFC Special Teams POTW

#### 2024 IN-SEASON AWARDS

Week	Player	Award
4	DT Chris Jones	AFC Defensive POTW
10	LB Leo Chenal	AFC Special Teams POTW



### POINTS PER GAME ALLOWED

Dating back to 2013, Kansas City's defense ranks third in the NFL in allowing opposing teams to score just 20.3 points per game.

Rk.	Team	PPG
1.	New England Patriots	19.5
2.	Baltimore Ravens	20.1
3.	<b>Kansas City Chiefs</b>	<b>20.3</b>
4.	Buffalo Bills	20.5
5.	Seattle Seahawks	20.6

### OPPONENT PASSER RATING

Since 2013, the Chiefs are holding opposing teams to an 85.7 passer rating, placing the unit fourth in the NFL during that time span.

Rk.	Passer Rtg	Team
1.	80.0	Buffalo Bills
2.	83.6	New England Patriots
3.	85.2	Seattle Seahawks
4.	<b>85.7</b>	<b>Kansas City Chiefs</b>
5.	85.8	Denver Broncos

### OPPONENT COMPLETION PERCENTAGE

Since 2013, Kansas City's pass defense is allowing opposing quarterbacks to complete just 61.1 percent of passes, ranking first in the NFL.

Rk.	Comp. %	Team
1.	<b>61.1</b>	<b>Kansas City Chiefs</b>
2.	61.2	New England Patriots
3.	61.7	Buffalo Bills
4.	61.7	Pittsburgh Steelers
5.	62.0	Cleveland Browns

### PASSES DEFENSED

Going back to 2013, the club is ranked third in the NFL for most passes defended with 917 passes defended.

Rk.	Team	PD
1.	Buffalo Bills	944
2.	Baltimore Ravens	926
3.	<b>Kansas City Chiefs</b>	<b>917</b>
4.	Cincinnati Bengals	916
5.	New York Giants	911

### SACKED BY MCDUFFIE

Since entering the NFL in 2022, Chiefs CB Trent McDuffie is ranked second among all cornerbacks in sacks.

Rank	Player	Team	Sacks	Sack Yards
1.	Alontae Taylor	NO	5.0	46.5
2.	<b>Trent McDuffie</b>	<b>KC</b>	<b>4.5</b>	<b>36.0</b>
3.	Arthur Maulet	BAL	4.0	29.0
4t.	Marlon Humphrey	BAL	3.5	17.0
	L'Jarius Sneed	TEN	3.5	31.0



## CHIEFS DEFENSIVE NOTES



### CHIEFS DEFENSE NO STRANGER TO END ZONE

Below is a look at Kansas City's defensive scores since Defensive Coordinator Steve Spagnuolo joined the Chiefs in 2019. The Chiefs are 6-0 when producing a fumble recovery touchdown. KC is 2-0 when recording a safety and 6-1 (.857) when obtaining an interception touchdown. The most recent defensive score was Chamarrri Conner's 38-yard fumble return in the fourth quarter of Week 2 against the Bengals in the 2024 regular season.

#### Defensive Scores Under Defensive Coordinator Steve Spagnuolo

Date	Opponent	Defensive Score	Result
9/15/24	CIN	DB Chamarrri Conner 38-yard fumble return	W, 26-25
1/7/24	@ LAC	S Mike Edwards 97-yd fumble return	W, 13-12
11/5/23	MIA	Bryan Cook, 59-yard fumble return	W, 21-14
12/11/22	@ DEN	LB Willie Gay 47-yd INT return	W, 34-28
10/23/22	@ SF	DE Frank Clark safety (J. Garoppolo)	W, 44-23
9/15/22	LAC	CB Jaylen Watson 99-yd INT return	W, 27-24
1/8/22	@ DEN	LB Nick Bolton 86-yd fumble return	W, 28-24
12/12/21	LV	CB Mike Hughes 23-yd fumble return	W, 48-9
12/5/21	DEN	S Dan Sorensen 75-yd INT return	W, 22-9
9/19/21	@ BAL	S Tyrann Mathieu 34-yd INT return	L, 35-36
12/13/20	@ MIA	DT Chris Jones safety (T. Tagovailoa)	W, 33-27
10/25/20	@ DEN	S Dan Sorensen 50-yd INT return	W, 43-16
10/5/20	NE	S Tyrann Mathieu 25-yd INT return	W, 26-10
12/1/19	OAK	S Juan Thornhill 46-yd INT return	W, 40-9
10/17/19	@ DEN	LB Reggie Ragland 5-yd fumble return	W, 30-6



### GREEDY CHIEFS

In the 2023-24 seasons, the Kansas City Chiefs defense are ranked first in the NFL when it comes to points allowed by an opponent giving up only 512 total points, averaging just 18.3 points per game.

Rk.	Team	Pts. Allowed
1.	Kansas City Chiefs	529 - 18.2 PPG
2.	Buffalo Bills	535 - 18.4 PPG
3.	Pittsburgh Steelers	548 - 18.9 PPG
4.	Baltimore Ravens	598 - 19.9 PPG
5.	Minnesota Vikings	581 - 20.0 PPG

### CHIEFS EXCEL WHEN SACKING THE QB

The Chiefs have placed an emphasis on putting pressure on opposing quarterbacks. Kansas City has recorded 6.0 or more team sacks 64 times in team history. In those 64 games, Kansas City has a 57-6-1 (.898) record and has outscored its opponents 1,858-807.

#### Record When Recording 6.0 or More Team Sacks

Date	Opponent	Sacks	Yds	Result
12/4/1960	Houston	7.0	54	W, 24-0
12/18/1960	Buffalo	6.0	37	W, 24-7
9/23/1962	@ Oakland	6.0	67	W, 26-16
12/8/1963	Denver	6.0	47	W, 52-21
12/14/1963	Boston	6.0	54	W, 35-3
11/8/1964	Oakland	7.0	65	W, 42-7
10/31/1965	Oakland	6.0	62	W, 14-7
10/8/1967	Miami	7.0	77	W, 41-0
9/28/1968	@ Miami	6.0	55	W, 48-3
11/10/1968	@ Cincinnati	6.0	35	W, 16-9
12/8/1968	@ San Diego	6.0	61	W, 40-3
12/14/1968	@ Denver	7.0	78	W, 30-7
10/26/1969	Cincinnati	6.0	23	W, 42-22
11/2/1969	@ Buffalo	9.0	93	W, 29-7
9/28/1970	@ Baltimore	7.0	73	W, 44-24
12/6/1970	Denver	6.0	45	W, 16-0
10/1/1972	@ Denver	8.0	63	W, 45-24
11/12/1973	Chicago	6.0	64	W, 19-7
12/2/1973	Cleveland	7.0	50	T, 20-20
9/23/1979	Oakland	7.0	55	W, 35-7
10/5/1980	@ Oakland	6.0	54	W, 31-17
11/13/1983	Cincinnati	7.0	49	W, 20-15
11/27/1983	@ Seattle	6.0	40	L, 48-51 (OT)
9/30/1984	Cleveland	11.0	78	W, 10-6
12/8/1985	Atlanta	7.0	53	W, 38-10
9/21/1986	Houston	7.0	42	W, 27-13
9/23/1990	@ Green Bay	6.0	35	W, 17-3
10/7/1990	@ Indianapolis	7.0	62	L, 19-23
11/11/1990	Seattle	9.0	70	L, 16-17
12/2/1990	@ New England	6.0	44	W, 37-7
10/7/1991	Buffalo	6.0	43	W, 33-6
11/17/1991	Denver	6.0	47	L, 20-24
10/11/1992	Philadelphia	6.0	39	W, 24-17
11/8/1992	San Diego	6.0	56	W, 16-14
12/27/1992	Denver	6.0	56	W, 42-20
10/3/1993	LA Raiders	6.0	46	W, 24-9
10/17/1994	@ Denver	6.0	30	W, 31-28
10/1/1995	@ Arizona	7.0	68	W, 24-3
9/15/1996	@ Seattle	7.0	18	W, 35-17
11/16/1997	Denver	6.0	38	W, 24-22
12/7/1997	Oakland	6.0	45	W, 30-0
12/14/1997	@ San Diego	7.0	34	W 29-7
9/6/1998	Oakland	10.0	58	W, 28-8
12/26/1998	@ Oakland	6.0	44	W, 31-24
9/17/2000	San Diego	6.0	31	W, 42-10
11/26/2000	@ San Diego	6.0	28	L, 16-17
12/10/2000	Carolina	6.0	18	W, 15-14
12/8/2002	St. Louis	7.0	49	W, 49-10
12/4/2011	Chicago	7.0	45	W, 10-3
9/8/2013	@ Jacksonville	6.0	50	W, 28-2
9/19/2013	@ Philadelphia	6.0	34	W, 26-16
10/13/2013	Oakland	9.0	63	W, 24-7
12/8/2013	@ Washington	6.0	31	W, 45-10
10/26/2014	St. Louis	7.0	44	W, 34-7
12/28/2014	San Diego	7.0	42	W, 19-7
11/1/2015	Detroit	6.0	32	W, 45-10
1/3/2016	Oakland	6.0	37	W, 23-17
10/30/2016	@ Indianapolis	6.0	38	W, 30-14
9/17/2017	Philadelphia	6.0	34	W, 27-20
10/17/2019	@ Denver	9.0	79	W, 30-6
12/11/2022	@ Denver	6.0	49	W, 34-28
1/7/2023	@ Las Vegas	6.0	39	W, 31-13
10/29/2023	@ Denver	6.0	27	L, 9-24
12/31/2023	Cincinnati	6.0	38	W, 25-17

## SPECIAL TEAMS NOTES

### BUTKER'S BOOTS

K Harrison Butker's 147 points scored led all NFL players in 2019. He also broke his own franchise record for the most points scored by a kicker in a single season. Butker's 147 points rank second in club history for the most points scored by any player in a single season (Priest Holmes, 2003; 162), and his 975 points scored in his career rank third in club annals.

#### NFL LEADERS, POINTS SCORED (2019)

Rk.	Pts.	Player	Team
1.	147	Harrison Butker	KC
2.	144	Wil Lutz	NO
3.	141	Justin Tucker	BAL
4.	127	Zane Gonzalez	ARI
5.	124	Matt Gay	TB

#### CHIEFS MOST POINTS, SEASON

Rk.	Pts.	Player	Year
1.	162	Priest Holmes	2003
2.	147	Harrison Butker	2019
3.	144	Priest Holmes	2002
4.	142	Harrison Butker	2017
5.	139	Nick Lowery	1990
6.	137	Harrison Butker	2018, 2023

#### CHIEFS MOST POINTS, CAREER

Rk.	Pts.	Player	Year
1.	1,466	Nick Lowery	1980-93
2.	1,231	Jan Stenerud	1967-79
3.	975	Harrison Butker	2017-24
4.	517	Ryan Succup	2009-13
5.	500	Priest Holmes	2001-07

### BUTKER KEEPING PACE

K Harrison Butker tallied 844 points in his first 100 career games, ranking him second in NFL history for most points by a kicker in their first 100 games. Butker also owned 763 points through his first 90 games, which was the most in NFL history. He has scored at least 100 points in six of his seven seasons and has tallied the second most seasons of 100+ points in Chiefs history.

#### NFL RECORD BOOK: POINTS SCORED, FIRST 100 GAMES

Rk.	Player	Points	Team
1.	Justin Tucker	850	BAL
2.	Harrison Butker	844	KC
3.	Stephen Gostkowski	834	NE
4t.	Mason Crosby	802	GB
	Will Lutz		NO

#### CHIEFS RECORD BOOK: MOST SEASONS, 100 OR MORE POINTS

Rk.	Seasons	Player	Years
1.	11	Nick Lowery	1981, 1983-86, 1988-93
2.	6	Harrison Butker	2017-21, 2023
3.	5	Jan Stenerud	1967-71
4.	4	Ryan Succop	2009-10, 2012-13
5t.	3	Pete Stoyanovich	1997-99
		Lawrence Tynes	2004-06
		Cairo Santos	2014-16



### CONSISTENT COVERAGE WITH TOUB

Since his arrival in 2013, Chiefs Assistant Head Coach/Special Teams Coordinator Dave Toub has had tremendous success with his coverage units. With Toub's leadership, the Chiefs have allowed just a single PR/KR TD which ties for the fewest across the league.

#### FEWEST RETURN TDS ALLOWED SINCE 2013

Rk.	Team	PR/KR TDs
1t.	Kansas City	1
	Atlanta	1
	Dallas	1

Toub's two return TDs allowed since the 2010 season ranks first among all active Special Teams Coordinators who have led special teams units since the 2010 season. There are only eight STCs who have been at the helm since 2010 and only six have allowed fewer than 10 return TDs. Toub has allowed the fewest with two.

#### FEWEST RETURN TDS ALLOWED SINCE 2010 (ACTIVE STC)

Rk.	STC	Team	TDs
1.	Dave Toub	KC/CHI	2
2.	Rich Bisaccia	GB/LV/OAK/DAL/SD/TB	5
3.	John Fassel	DAL/LAR/STL/OAK	6
4.	Darren Rizzi	NO/MIA	8
5.	Jeff Rodgers	AZ/CHI/DEN/CAR	9
6.	Brian Schneider	SEA/SF	10

Since becoming a coordinator (2004), Toub has allowed the fewest return TDs in that time.

#### TOUB - RETURN TDS ALLOWED SINCE 2004 (FEWEST IN NFL)

Date	Type	Opponent
12/25/05	PR	Green Bay
9/30/07	KR	Detroit
9/19/10	PR	Dallas
9/29/20	KR	Baltimore

### QUALITY SPECIAL TEAMS PLAY

Over the past 12 seasons (2013-24) under Assistant Head Coach/Special Teams Coordinator Dave Toub, the Chiefs special teams units have performed consistently. In fact, over that span, the club is fifth in the league in kick return average (24.6) and is fourth in punt return average (9.8). Additionally, the Chiefs have a combined 14 return touchdowns, which ranks first in the NFL.

#### KICK RETURN AVERAGE (SINCE 2013)

Rk.	Team	KR	Yds.	Avg.	TDs
1.	Indianapolis	378	9,394	24.9	2
2.	Minnesota	387	9,615	24.8	8
3.	Baltimore	358	8,857	24.7	5
4.	Dallas	322	7,913	24.6	4
5.	Kansas City	414	10,171	24.6	6

#### PUNT RETURN AVERAGE (SINCE 2013)

Rk.	Team	PR	Yds.	Avg.	TDs
1.	Baltimore	355	3,916	11.0	5
2.	Detroit	336	3,560	10.6	9
3.	New England	404	3,974	9.8	3
4.	Kansas City	427	4,165	9.8	8
5.	Philadelphia	358	3,446	9.6	5

#### COMBINED RETURN TOUCHDOWNS (SINCE 2013)

Rk.	Team	PR TDs	KR TDs	Tot TDs
1.	Kansas City	8	6	14
2.	Minnesota	4	8	12
3.	Detroit	9	2	11
4.	Baltimore	5	5	10
5.	Philadelphia	5	4	9

# CHIEFS IN THE POSTSEASON

## CHIEFS PLAYOFFS BY THE NUMBERS

World Championships .....	4 (1969, 2019, 2022, 2023)
AFL Championships .....	3 (1962, 1966, 1969)
AFC Championships.....	4 (2019, 2020, 2022, 2023)
AFL West Champs.....	3 (1962, 1966, 1968)
AFC West Champs.....	14 (1971, 1993, 1995, 1997, 2003, 2010, 2016-23))
Total Playoff Games .....	45 (Includes Super Bowl LVIII)
All-Time Playoff Record .....	24-21
Years in Playoffs.....	26 (Includes 2023)
Most Consecutive Playoff Appearances.....	9 (2015-23)
Current Streak of Consecutive Appearances .....	9 (2015-23)



DATE	OPPONENT	GAME	RESULT
12/23/62	Houston	1962 AFL Championship	W, 20-17 (OT)
1/1/67	Buffalo	1966 AFL Championship	W, 31-7
1/15/67	Green Bay	Super Bowl I (Los Angeles)	L, 10-35
12/22/68	Oakland	1968 AFL Divisional	L, 6-41
12/20/69	N.Y. Jets	1969 AFL Divisional	W, 13-6
1/4/70	Oakland	1969 AFL Championship	W, 17-7
1/11/70	Minnesota	Super Bowl IV (New Orleans)	W, 23-7
<b>12/25/71</b>	<b>Miami</b>	<b>1971 AFC Divisional</b>	<b>L, 24-27 (2 OT)</b>
12/28/86	N.Y. Jets	1986 AFC Wild Card	L, 15-35
1/5/91	Miami	1990 AFC Wild Card	L, 16-17
<b>12/28/91</b>	<b>L.A. Raiders</b>	<b>1991 AFC Wild Card</b>	<b>W, 10-6</b>
1/5/92	Buffalo	1991 AFC Divisional	L, 14-37
1/2/93	San Diego	1992 AFC Wild Card	L, 0-17
<b>1/8/94</b>	<b>Pittsburgh</b>	<b>1993 AFC Wild Card</b>	<b>W, 27-24 (OT)</b>
1/16/94	Houston	1993 AFC Divisional	W, 28-20
1/23/94	Buffalo	1993 AFC Championship	L, 13-30
12/31/94	Miami	1994 AFC Wild Card	L, 17-27
<b>1/7/96</b>	<b>Indianapolis</b>	<b>1995 AFC Divisional</b>	<b>L, 7-10</b>
<b>1/4/98</b>	<b>Denver</b>	<b>1997 AFC Divisional</b>	<b>L, 10-14</b>
<b>1/11/04</b>	<b>Indianapolis</b>	<b>2003 AFC Divisional</b>	<b>L, 31-38</b>
1/6/07	Indianapolis	2006 AFC Wild Card	L, 8-23
<b>1/9/11</b>	<b>Baltimore</b>	<b>2010 AFC Wild Card</b>	<b>L, 7-30</b>
1/4/14	Indianapolis	2013 AFC Wild Card	L, 44-45
1/9/16	Houston	2015 AFC Wild Card	W, 30-0
1/16/16	New England	2015 AFC Divisional	L, 20-27
<b>1/15/17</b>	<b>Pittsburgh</b>	<b>2016 AFC Divisional</b>	<b>L, 16-18</b>
<b>1/6/18</b>	<b>Tennessee</b>	<b>2017 AFC Wild Card</b>	<b>L, 21-22</b>
<b>1/12/19</b>	<b>Indianapolis</b>	<b>2018 AFC Divisional</b>	<b>W, 31-13</b>
<b>1/20/19</b>	<b>New England</b>	<b>2018 AFC Championship</b>	<b>L, 31-37 (OT)</b>
<b>1/12/20</b>	<b>Houston</b>	<b>2019 AFC Divisional</b>	<b>W, 51-31</b>
<b>1/19/20</b>	<b>Tennessee</b>	<b>2019 AFC Championship</b>	<b>W, 35-24</b>
2/2/20	San Francisco	Super Bowl LIV (Miami)	W, 31-20
<b>1/17/21</b>	<b>Cleveland</b>	<b>2020 AFC Divisional</b>	<b>W, 22-17</b>
<b>1/24/21</b>	<b>Buffalo</b>	<b>2020 AFC Championship</b>	<b>W, 38-24</b>
2/7/21	Tampa Bay	Super Bowl LV (Tampa)	L, 9-31
<b>1/16/22</b>	<b>Pittsburgh</b>	<b>2021 AFC Wild Card</b>	<b>W, 42-21</b>
<b>1/23/22</b>	<b>Buffalo</b>	<b>2021 AFC Divisional</b>	<b>W, 42-36 (OT)</b>
<b>1/30/22</b>	<b>Cincinnati</b>	<b>2021 AFC Championship</b>	<b>L, 24-27 (OT)</b>
<b>1/21/23</b>	<b>Jacksonville</b>	<b>2022 AFC Divisional</b>	<b>W, 27-20</b>
<b>1/29/23</b>	<b>Cincinnati</b>	<b>2022 AFC Championship</b>	<b>W, 23-20</b>
2/12/23	Philadelphia	Super Bowl LVII (Arizona)	W, 38-35
<b>1/13/24</b>	<b>Miami</b>	<b>2023 AFC Wild Card</b>	<b>W, 26-7</b>
1/21/24	Buffalo	2023 AFC Divisional	W, 27-24
1/28/24	Baltimore	2023 AFC Championship	W, 17-10
<b>2/11/24</b>	<b>San Francisco</b>	<b>Super Bowl LVIII (Las Vegas)</b>	<b>W, 25-22</b>

- Bold Denotes Home Games

## RECORD VS. ALL PLAYOFF OPPONENTS

TEAM	RECORD	LAST MEETING	RESULT
Baltimore	1-1	'23 AFC Championship	W, 17-10
Buffalo	4-2	'23 AFC Divisional	W, 27-24
Cincinnati	1-1	'22 AFC Championship	W, 23-20
Cleveland	1-0	'20 AFC Divisional	W, 22-17
Denver	0-1	'97 AFC Divisional	L, 10-14
Green Bay	0-1	Super Bowl I	L, 10-35
Oilers/Titans	3-1	'19 AFC Championship	W, 35-24
Houston Texans	2-0	'19 AFC Divisional	W, 51-31
Indianapolis	1-4	'18 AFC Divisional	W, 31-13
Jacksonville	1-0	'22 AFC Divisional	W, 27-20
Miami	1-3	'23 AFC Wild Card	W, 26-7
Minnesota	1-0	Super Bowl IV	W, 23-7
New England	0-2	'18 AFC Championship	L, 31-37 (OT)
N.Y. Jets	1-1	'86 AFC Wild Card	L, 15-35
Oak/LA Raiders	2-1	'91 AFC First Round	W, 10-6
Philadelphia	1-0	Super Bowl LVII	W, 38-35
Pittsburgh	2-1	'21 AFC Wild Card	W, 42-21
San Diego	0-1	'92 AFC First Round	L, 0-17
San Francisco	2-0	Super Bowl LVIII	W, 25-22 (OT)
Tampa Bay	0-1	Super Bowl LV	L, 9-31



## CHIEFS ALL-TIME YEAR-BY-YEAR RESULTS

YEAR	PRESEASON	REG. SEASON	PLAYOFFS
1960	6-0	8-6	0-0
1961	4-1	6-8	0-0
1962	2-3	11-3	1-0
1963	3-2	5-7-2	0-0
1964	4-1	7-7	0-0
1965	3-2	7-5-2	0-0
1966	4-0	11-2-1	1-1 (SB loss)
1967	4-1	9-5	0-0
1968	4-1	12-2	0-1
1969	6-0	11-3	3-0 (SB win)
1970	4-3	7-5-2	0-0
1971	4-1-1	10-3-1	0-1
1972	5-2	8-6	0-0
1973	2-4	7-5-2	0-0
1974	3-3	5-9	0-0
1975	3-3	5-9	0-0
1976	2-4	5-9	0-0
1977	3-3	2-12	0-0
1978	2-2	4-12	0-0
1979	3-1	7-9	0-0
1980	3-1	8-8	0-0
1981	1-3	9-7	0-0
1982	2-1-1	3-6	0-0
1983	2-2	6-10	0-0
1984	1-3	8-8	0-0
1985	3-1	6-10	0-0
1986	2-2	10-6	0-1
1987	4-1	4-11	0-0
1988	2-1-1	4-11-1	0-0
1989	1-3	8-7-1	0-0
1990	1-3	11-5	0-1
1991	2-2	10-6	1-1
1992	1-3	10-6	0-1
1993	3-1	11-5	2-1
1994	2-3	9-7	0-1
1995	3-1	13-3	0-1
1996	3-1	9-7	0-0
1997	1-3	13-3	0-1
1998	2-3	7-9	0-0
1999	2-2	9-7	0-0
2000	0-4	7-9	0-0
2001	2-2	6-10	0-0
2002	3-1	8-8	0-0
2003	3-2	13-3	0-1
2004	1-3	7-9	0-0
2005	0-4	10-6	0-0
2006	2-2	9-7	0-1
2007	0-4	4-12	0-0
2008	2-2	2-14	0-0
2009	0-4	4-12	0-0
2010	1-3	10-6	0-1
2011	0-4	7-9	0-0
2012	1-3	2-14	0-0
2013	2-2	11-5	0-1
2014	1-3	9-7	0-0
2015	4-0	11-5	1-1
2016	2-2	12-4	0-1
2017	2-2	10-6	0-1
2018	2-2	12-4	1-1
2019	1-3	12-4	3-0 (SB win)
2020	0-0	14-2	2-1 (SB loss)
2021	3-0	12-5	2-1
2022	2-1	14-3	3-0 (SB win)
2023	2-1	11-6	4-0 (SB win)
2024	0-3	11-1	0-0

## OWNERSHIP OF 60+ YEARS

The Chiefs are one of only five current NFL franchises that have been owned by the same individual family for over 60 years.

Ownership	Franchise	Years
Halas Family	Chicago Bears	104
Bidwill Family	Arizona Cardinals	92
Rooney Family	Pittsburgh Steelers	91
<b>Hunt Family</b>	<b>Kansas City Chiefs</b>	<b>65</b>
Adams Family	Tennessee Titans	65



## THE FIRST LADY OF FOOTBALL

Norma Hunt played an integral part of the Chiefs in Kansas City. She owned the distinction of being the only woman known to have attended all 57 Super Bowls before her passing and was selected to preside over the coin toss at Super Bowl XLII along with Pro Football Hall of Fame quarterback Dan Marino. She was involved in numerous philanthropic and civic efforts in Kansas City and Texas. Her husband, Lamar Hunt, was the guiding force behind the formation of the Kansas City Chiefs and the American Football League and was inducted into the Pro Football Hall of Fame in 1972. He, with the help of his family, coined the term "Super Bowl."



## THIS IS OUR HOUSE - GEHA FIELD AT ARROWHEAD STADIUM



### CHIEFS FANS SET WORLD RECORD



On Monday, Sept. 29, 2014, Kansas City defeated the New England Patriots 41-14, and Chiefs fans set a Guinness World Record for Loudest Crowd Roar at a Sports Stadium (Outdoors). Chiefs fans reached a peak decibel reading of 142.2 as Guinness World Records adjudicator Philip Robertson monitored the sound levels. The mark was set early in the contest while the club was on defense. The Arrowhead Stadium record passed the old record of 137.5 decibels and broke Seattle's record of 137.6. The Chiefs still hold the record 10 years later.



### TOP CROWDS AT ARROWHEAD

(Regular Season and Playoffs)

Date	Opponent	Attendance
Oct. 2, 2000	Seattle	82,893*
Nov. 5, 1972	Oakland	82,094
Sept. 11, 1994	San Francisco	79,907
Sept. 17, 1972	Miami	79,829
Nov. 23, 2006	Denver	79,484
Sept. 22, 1996	Denver	79,439
Oct. 26, 1998	Pittsburgh	79,431
Oct. 9, 1995	San Diego	79,288
Sept. 8, 1996	Oakland	79,281
Nov. 10, 1996	Green Bay	79,281
Oct. 7, 1996	Pittsburgh	79,189
Jan. 11, 2004	Indianapolis	79,159

### THE ARROWHEAD ADVANTAGE

"The fans, they're phenomenal. 142.2 decibels, I never thought I would be fired up (for) decibel levels but I'm fired up for them. My ears are still ringing, I mean it was loud, loud down there. Like incredibly loud."

- Chiefs Head Coach Andy Reid

"One hundred percent. Whenever you can go out in pregame warmups and feed on the energy because the fans are there packing the stadium that early, it truly is special. We feed off that the entire game. There's not an empty seat in the stands and I know there won't be an empty seat in Arrowhead this week. I'm excited just to be in front of that crowd playing this AFC Championship."

- Chiefs QB Patrick Mahomes

"A legendary environment like that at Arrowhead Stadium is something else. We're excited about it, we respect it, we realize that the environment is an issue and an element of play and it's something that we need to be prepared for and ultimately combat."

- Steelers Head Coach Mike Tomlin

"I thought the fans were excellent. Nobody left and everybody stayed, and they were loud and that definitely helped. Like I mentioned, they were able to get a punter to bobble the ball. That's an attribute to them and the energy they were delivering there, but we appreciate every bit of that, and like I mentioned last night, my hat goes off to them. They're the best in the NFL. It's great to be a part of."

- Head Coach Andy Reid

"Yeah, listen, it was loud down there—very, very loud. You guys were there, so you know. It was that kind of atmosphere. I think you watched all the college games and you felt that. Arrowhead is loud anyways—how you load this thing up and you say you can't come here for a year you know, and you just open the gates."

- Head Coach Andy Reid

"Yeah I think it's kind of what I said it's the belief we have in each other. We believe as an offense that the defense is going to get a stop when it comes to it and the defense believes that we're going to go down there and find a way to score. So, I think that belief in each other and going out there and battling is good for our football team. What I think made it feel like a playoff game was our crowd. I mean it was insane, probably one of the best crowds I've seen since I've been here. I think that was a momentum swing in the game that kind of got in our favor."

- QB Patrick Mahomes



## THE ORIGIN OF SUPER BOWL & SUPER BOWL IV

Lamar Hunt left an indelible mark on professional football. While Hunt made many lasting contributions to the game, part of his legacy will be his “accidental” naming of pro football’s most important contest, the Super Bowl. As the story has been told and retold over the years, some of the facts have gotten lost along the way. Here are some of the most important elements of the tale in how the Super Bowl got its name...



- After the AFL-NFL merger was announced in June of 1966, Commissioner Pete Rozelle appointed a committee consisting of himself, Lamar Hunt (Kansas City), Tex Schramm (Dallas) and two other owners from each league (AFL & NFL) to firm up the details of the merger agreement.
- At one of those initial merger meetings, there was a discussion about the date of the game. As the committee discussed the championship game (which ultimately became referenced as the Super Bowl), there was some confusion on whether the parties were discussing the respective AFL and NFL title games or the game between the two leagues. It was then that Hunt first recalled saying, “You know, the last game, the final game . . . the Super Bowl.”
- The “inspiration” for Hunt’s whimsical suggestion was the high-bouncing “Super Ball” produced by the Wham-O company. Lamar’s wife, Norma, had previously purchased one for each of the Hunt children (Lamar Jr., Clark and Sharron) and the toy had become somewhat of a craze in the Hunt household and many other homes across the country.
- Hunt was later quoted as saying, “Nobody ever said let’s make that the name of the game. Far from it, we all agreed it was far too corny to be the name of the new title game.”
- In a letter from Hunt to Rozelle on July 25, 1966, Hunt urged the commissioner to “coin a phrase” for the title game between the two leagues. In the letter, Hunt said, “I have kiddingly called it the Super Bowl, which can obviously be improved upon.”
- Rozelle agreed with Hunt’s suggestion since he had a particular disdain for the term “super.” According to longtime NFL executive Don Weiss, Rozelle was a former PR man who had a keen appreciation of grammar. In Rozelle’s book, “super” was the equivalent of “gee whiz” or “neat.” He believed that the term “Super Bowl” had no sophistication whatsoever.
- Rozelle was initially inclined to call the game the “Pro Bowl,” but that moniker was already assigned to the NFL’s annual all-star contest.
- In the years leading up to the merger, many members of the media had billed a possible championship match-up between the two rival leagues as a “World Series of Football,” but Rozelle clearly did not want to have his game associated with baseball.
- After much consternation and debate, Rozelle eventually dubbed the title contest between the two leagues as “The AFL-NFL World Championship Game.” However, Hunt’s whimsical, off-the-cuff comment had taken root. In the weeks leading up to the game, headline writers had already adapted Hunt’s two-word title over the much more verbose official moniker for the game. The TV networks billed the game as “Super Sunday” and even NFL Films tagged their film reels as being designated for the “Super Bowl.”
- After the first two “AFL-NFL World Championship Games,” the term “Super Bowl” was officially adopted by Commissioner Rozelle and the NFL. The first game to officially be designated as the Super Bowl at the time it was played was Super Bowl III between the AFL’s Jets and the NFL’s Colts. The first two championship games were retroactively named Super Bowls I & II.

### CHIEFS HOFERS FROM SB IV

Prior to Super Bowl LIV, it had been 50 years since the Kansas City Chiefs played in a Super Bowl (IV). That game served as the final AFL-NFL World Championship Game in the history of professional football. The spectacle at Tulane Stadium in New Orleans, La., helped pave the way for the eventual AFL-NFL merger later that year (1970).

In all, 17 members from both the Chiefs and the Vikings that took part in Super Bowl IV were later inducted into the Pro Football Hall of Fame in Canton, Ohio, including both head coaches, Hank Stram and Bud Grant, as well as Chiefs Founder Lamar Hunt and Vikings General Manager Jim Finks. For the Chiefs, 10 members of the Super Bowl IV Championship were later enshrined into the hallowed halls in Canton.

- LB/DE Bobby Bell
- DT Buck Buchanan
- DT Curley Culp
- QB Len Dawson
- LB Willie Lanier
- S Johnny Robinson
- K Jan Stenerud
- CB Emmitt Thomas
- Head Coach Hank Stram
- Chiefs Founder Lamar Hunt



### NORMA HUNT FELLOWSHIP PROGRAM

The Kansas City Chiefs were proud to introduce the Norma Hunt Training Camp Fellowship Program that began in 2021. Named after the matriarch of the team and the only known woman to attend all 57 Super Bowls, the fellowship opportunity is part of the Chiefs commitment to diversity and inclusion.

The positions actively expand NFL front office career opportunities for women by annually hiring female candidates into the club’s personnel department.

The Norma Hunt Training Camp Fellowship Program includes exposure in pro and college scouting, free agent tryouts, salary cap and contracts, team operations, player engagement and other departments within football operations.







**SUPER BOWL IV**  
Chiefs 23, Vikings 7



January 11, 1970 • Tulane Stadium • 80,562

MINNESOTA	.....	0	0	7	0	—	7
KANSAS CITY	.....	3	13	7	0	—	23

- CHIEFS — Stenerud, 48-yard FG.
- CHIEFS — Stenerud, 32-yard FG.
- CHIEFS — Stenerud, 25-yard FG.
- CHIEFS — Garrett, 5-yard run (Stenerud kick).
- VIKINGS — Osborn, 4-yard run (Cox kick).
- CHIEFS — Taylor, 46-yard pass from Dawson (Stenerud kick).

TEAM STATISTICS	VIKINGS	CHIEFS
First Downs	13	18
Total Net Yards	239	273
Rushes/Net Yards	19/67	41/151
Net Passing	172	122
Pass Attempts/Completions	28/17	17/12
Had Intercepted	3	1
Sacked/Yards Lost	3/27	3/20
Punts/Average	3/37.0	4/48.5
Penalties/Yards	6/67	4/47
Fumbles/Lost	3/2	0/0

Kansas City's finest sports hour concluded at 5:20 in the afternoon of Sunday, January 11, 1970, when the Chiefs defeated the Minnesota Vikings, 23-7, for the World Championship of pro football.

The Chiefs, who finished 11-3 on the season and defeated the N.Y. Jets and Oakland Raiders in the playoffs, closed out their first decade as the winningest team in the American Football League, which, with Super Bowl IV, came to an end. Beginning in '70, the two leagues merged, with the AFL becoming the American Football Conference of the NFL.

Minnesota, a prohibitive favorite, was 12-2 during the regular season and at one point had won 12 games in succession behind a fearsome defense that had allowed an average of just 9.5 points per game. But behind QB Len Dawson — who would earn the game's Most Valuable Player Award — the Chiefs would amass more than enough offense to carry the day.



**SUPER BOWL LIV**  
Chiefs 31, 49ers 20



February 2, 2020 • Hard Rock Stadium • 62,417

SAN FRANCISCO	.....	3	7	10	0	—	20
KANSAS CITY	.....	7	3	0	21	—	31

- 49ERS — Gould, 38-yard field goal (10-62, 5:58).
- CHIEFS — Mahomes, 1-yard run (Butker kick) (15-75, 7:26).
- CHIEFS — Butker, 31-yard field goal (9-43, 4:36).
- 49ERS — Juszczyk, 15-yard pass from Garoppolo (Gould kick) (7-80, 4:27).
- 49ERS — Gould, 42-yard field goal (9-60, 5:31).
- 49ERS — Mostert, 1-yard run (Gould kick) (6-55, 2:48).
- CHIEFS — Kelce, 1-yard pass from Mahomes (Butker kick) (10-83, 2:40).
- CHIEFS — Dam. Williams, 5-yard pass from Mahomes (Butker kick) (7-65, 2:26).
- CHIEFS — Dam. Williams, 38-yard run (Butker kick) (2-42, 0:13).

TEAM STATISTICS	49ERS	CHIEFS
First Downs	21	26
Total Net Yards	351	397
Rushes/Net Yards	22/141	29/129
Net Passing	210	268
Pass Attempts/Completions	31/20	42/26
Had Intercepted	2	2
Times Sacked/Yards	1/9	4/18
Punts/Average	2/43.0	2/50.0
Penalties/Yards	5/45	4/24
Fumbles/Lost	1/0	3/0
Possession Time	26:47	33:13

The Kansas City Chiefs squared off against the NFC Champion San Francisco 49ers in Super Bowl LIV at Hard Rock Stadium, the home of the Miami Dolphins, in Miami Gardens, Florida, on Sunday, February 2, 2020. It marked the club's third Super Bowl appearance (I, IV and LIV), but the first appearance for the club since winning Super Bowl IV against the Minnesota Vikings following the 1969 season.

The 10-point fourth-quarter comeback tied for the second-largest comeback in Super Bowl history and the Chiefs became the first team to record three comebacks of at least 10 points in a single postseason in NFL history.

QB Patrick Mahomes was awarded the Pete Rozelle Trophy as MVP of the game. At 24 years and 138 days old, Mahomes became the youngest QB and the third-youngest player (Marcus Allen and Lynn Swann) to win the Super Bowl MVP award.





**SUPER BOWL LVII**  
Chiefs 38, Eagles 35



February 12, 2023 • State Farm Stadium • 67,827

PHILADELPHIA.....	7	17	3	8	—	35
KANSAS CITY.....	7	7	7	17	—	38

- EAGLES** — Hurts, 1-yard run (Elliott kick) (11-75, 4:51).
- CHIEFS** — Kelce, 18-yard pass from Mahomes (Butker kick) (6-75, 3:12).
- EAGLES** — Brown, 45-yard pass from Hurts (Elliott kick) (5-68, 2:32).
- CHIEFS** — Bolton, 36-yard fumble return (Butker kick).
- EAGLES** — Hurts, 4-yard run (Elliott kick) (12-75, 7:19).
- EAGLES** — Elliott, 35-yard field goal (8-40, 1:22).
- CHIEFS** — Pacheco, 1-yard run (Butker kick) (10-75, 5:30).
- EAGLES** — Elliott, 33-yard field goal (17-60, 7:45).
- CHIEFS** — Toney, 5-yard pass from Mahomes (Butker kick) (9-75, 4:41).
- CHIEFS** — Moore, 4-yard pass from Mahomes (Butker kick) (3-5, 0:49).
- EAGLES** — Hurts, 2-yard run (Hurts run for Two-Point Conversion) (8-75, 4:07).
- CHIEFS** — Butker, 27-yard field goal (12-66, 5:07).

**TEAM STATISTICS**

	<b>EAGLES</b>	<b>CHIEFS</b>
First Downs .....	25	21
Total Net Yards .....	417	340
Rushes/Net Yards .....	32/115	26/158
Net Passing .....	302	182
Pass Attempts/Completions .....	38/27	27/21
Had Intercepted .....	0	0
Times Sacked/Yards .....	2/2	0/0
Punts/Average .....	2/47.5	2/49.0
Penalties/Yards .....	6/33	3/14
Fumbles/Lost .....	2/1	1/0
Possession Time .....	35:47	24:13

Kansas City returned to the Super Bowl stage for the third time in four seasons, with a number of national storylines driving interest in the game - two Black quarterbacks facing off in the Super Bowl for the first time, the Kelce brothers becoming the first siblings to face each other in the big game, and Head Coach Andy Reid taking on his former team.

After trading scores all game, Kadarius Toney recorded a Super Bowl-record-65-yard punt return in the fourth quarter to put the Chiefs into scoring position.

The game was then quickly tied after Jalen Hurts converted a two-point conversion to tie the game 35-35 with 5:15 left on the clock. Kansas City took possession and Mahomes found Smith-Schuster for 10 yards and a first down. Mahomes also found Kelce for seven yards and Pacheco rattled off a 10-yard carry to convert a third-and-one. In Philadelphia territory, Mahomes scrambled for a 26-yard run to move into the red zone with under three minutes left in the game.

A costly holding penalty allowed Kansas City's drive to continue and eventually set up a 27-yard field goal for Harrison Butker to put the Chiefs ahead with a score of 38-35 with :08 left on the clock.

After a squib kick, Philadelphia's last-second Hail Mary effort fell incomplete, giving the franchise its third Lombardi Trophy and the second in the past four seasons.



**SUPER BOWL LVIII**  
Chiefs 25, 49ers 22 (OT)



February 11, 2024 • Allegiant Stadium • 61,629

SAN FRANCISCO.....	0	10	0	9	3	—	22
KANSAS CITY.....	0	3	10	6	6	—	25

- 49ERS** — Moody, 55-yard field goal (10-46, 4:05).
- 49ERS** — McCaffrey, 21-yard pass from Jennings (Moody kick) (8-67, 3:26).
- CHIEFS** — Butker, 28-yard field goal (13-65, 4:03).
- CHIEFS** — Butker, 57-yard field goal (9-47, 4:01).
- CHIEFS** — Valdes-Scantling 16-yard pass from Mahomes, (Butker kick) (1-16, 0:04).
- 49ERS** — Jennings, 10-yard pass from Purdy (kick blocked) (12-75, 6:06).
- CHIEFS** — Butker, 24-yard field goal (12-69, 5:36).
- 49ERS** — Moody, 53-yard field goal (7-40, 3:53).
- CHIEFS** — Butker, 29-yard field goal (11-64, 1:50).
- 49ERS** — Moody, 27-yard field goal (13-66, 7:38).
- CHIEFS** — Hardman, 3-yard pass from Mahomes (13-75,7:19)

**TEAM STATISTICS**

	<b>49ERS</b>	<b>CHIEFS</b>
First Downs .....	23	24
Total Net Yards .....	382	455
Rushes/Net Yards .....	31/110	30/130
Net Passing .....	272	325
Pass Attempts/Completions .....	39/24	46/34
Had Intercepted .....	0	1
Times Sacked/Yards .....	1/4	3/8
Punts/Average .....	5/50.8	5/50.8
Penalties/Yards .....	6/40	6/55
Fumbles/Lost .....	2/2	5/1
Possession Time .....	38:31	36:26

For the fourth time in five seasons, the Chiefs represented the AFC in the Super Bowl. Super Bowl LVIII was a rematch of Super Bowl LIV with a familiar venue – AFC West rival Raiders home Allegiant Stadium.

It was the first time the NFL's new playoff overtime rules were in effect guaranteeing both teams an offensive possession, barring a defensive score. The 49ers won the coin toss and elected to receive the opening overtime kickoff

Quickly, the Chiefs faced a fourth-and-one but Mahomes kept the game alive with an eight-yard run. Mahomes went back to his legs on a third-and-one, scrambling for 19 more. To secure the 25-22 Super Bowl LVIII win, Mahomes connected with Hardman on a three-yard touchdown pass play coined "Tom and Jerry" and for the second straight year, red and gold confetti fell.

The Chiefs hoisted the Lombardi Trophy for the third time in five seasons and became the seventh team to win the Super Bowl in back-to-back years, the first since the Patriots 20 seasons prior. QB Patrick Mahomes was named Super Bowl MVP for the third time in his career. He joined QB Tom Brady (five) and PFHOF QB Joe Montana (three) as the only three-time winners of the award.



## GEHA FIELD AT ARROWHEAD STADIUM



### THE STADIUM SINCE 2000, AT A GLANCE

The stadium opened its doors for the first time on Aug. 12, 1972 as the Chiefs hosted the St. Louis Cardinals in front of 78,190 fans for a preseason game. Since that initial contest, much has changed at the iconic venue through multiple renovation projects and upgrades to the facility. While many modernizations have taken place, the spirit of the stadium remains the same as it was for that first preseason football game in 1972.

**2006:** On April 4, 2006, Jackson County, Mo., taxpayers approved a 3/8 cent sales tax that was expected to raise \$425 million for improvements to the Sports Complex, including \$212.5 million for Arrowhead. The State of Missouri also contributed \$37.5 million. In addition, the Hunt family contributed \$125 million to the project.

**2010:** Upgrades were officially done prior to the start of the 2010 season and included Founder's Plaza, the Ford Fan Zone, the Chiefs Sports Lab, the Chiefs Hall of Honor, the Founder's Club, the CommunityAmerica Club Level and a new team store. Other improvements included an upgraded sound and scoreboard system, a 360-degree video ribbon board and concourses that were doubled in size.

**2013:** The club introduced a stadium-wide Wi-Fi network, installing 600 high-density wireless access points as part of a seven-figure investment to create a more fully integrated mobile experience for Chiefs fans. Stadium Wi-Fi changed the way fans consumed Chiefs content in-stadium and also changed the way fans interact with the team and each other. The Wi-Fi network received additional upgrades in 2017 and 2018.

**2016:** In the spring of 2016, the club finished a three-year, multi-million dollar heating system installation under the playing surface of the stadium. The project included a new boiler room on the stadium's service level, as well as thousands of feet of pipe snaking sideline-to-sideline underneath the natural grass surface. The system allows the club to maintain consistent soil temperatures during the cold winter months late in the football season and allows the club to maximize grass growing based on the time of year as well.

**2019:** Prior to the 2019 season, the Chiefs committed more than \$10 million in upgrades to the stadium, including concrete repairs and new waterproofing measures in the stadium's upper level. In addition, the club replaced nearly all seats in the upper deck. The club also upgraded the technology in the west scoreboard to state-of-the-art LED technology that offers an enhanced screen image for fans in-stadium. The team introduced the GEHA Drum Deck, moving the club's pregame drum tradition from field-level to a more prominent location in the upper deck in the west endzone.

**2020:** In the week following Kansas City's AFC Championship victory on Jan. 19, 2020, the club announced multiple offseason projects for the 2020 season, including new seats in the lower bowl, a technology upgrade to the east end zone scoreboard, enclosing multiple open-air field box suites, and an expanded Team Store.

**2021:** The club finished the third phase of the three-year seat replacement project by installing all new seats on the CommunityAmerica Club Level. The team also completed a massive renovation to the home locker room complex inside the stadium, including not only the Chiefs locker room, but the equipment room, athletic training room and the coaches' locker rooms. After a decade as the preeminent space dedicated to Chiefs and AFL history, the Chiefs Hall of Honor on the lower level concourse of the stadium received a substantial upgrade, providing a more upscale, fully enclosed, temperature-controlled museum experience while creating a new special events space.

While other venues of a similar vintage have long since been termed obsolete, thanks to the foresight and vision of the leadership of Jackson County, the Hunt family, the Chiefs and the taxpayers who made it a reality, GEHA Field at Arrowhead Stadium remains one of the most iconic stadiums in the NFL. The investments and improvements over time ensure it is not only one of the nation's top venues for fans to experience the excitement of the NFL, but is also a year-round entertainment destination serving the entire Midwest region.

On March 4, 2021, the Kansas City Chiefs and GEHA (Government Employees Health Association, Inc., pronounced G.E.H.A.) jointly announced a historic naming rights agreement that made the nonprofit medical and dental plan provider the first - and exclusive - naming rights partner for Arrowhead Stadium. Beginning with the 2021 season, the home of the Chiefs became GEHA Field at Arrowhead Stadium.

The announcement expanded on an already robust partnership between GEHA and the Chiefs, which had grown significantly since the relationship was first announced in July 2019, when GEHA became the club's Exclusive Health, Dental and Vision Plan Partner. The agreement also highlighted the commitment of both GEHA and the Chiefs to ensuring Arrowhead Stadium remained part of the identity of the stadium.

"We are extremely proud and excited to announce our naming rights agreement with GEHA. When we set out to find a partner for the field at Arrowhead, it was critical to identify a national leader that shares our core values, as well as a deep connection to the local community and respect for Chiefs Kingdom," Chiefs President Mark Donovan said at the time of the announcement. "Our relationship with GEHA over the last few years has only served to reinforce the alignment between our two organizations and proven their strong, long-standing relationship with the local community. This expanded partnership will continue to build lasting health and wellness programs that support the team, GEHA and our community."

GEHA is a national leader in providing medical and dental plans to more than 2 million federal employees, retired military and their families worldwide. Both GEHA and the Chiefs are deeply committed to promoting their missions of driving and supporting health and wellness and this naming rights agreement provides a highly visible platform to support GEHA's efforts to empower its members to be healthy and well.

Throughout the 2021 offseason, team and stadium staff worked with GEHA and Kansas City-based architecture and design firm Populous on the development of a signage package and plan that ensured that both temporary and long-term GEHA Field at Arrowhead Stadium branding and logo assets were in place by the kickoff of the 2021 Chiefs season - the 50th season for the Chiefs in the iconic stadium.

*"We were looking for the right partner. We were looking for someone who has a base and an impact in this community. We found a company in GEHA who not only had been here longer than us, but were bigger than anyone knew, and no one knew about them. And then they have a story that is so Kansas City. To be about to partner with that company, to use our assets to build their brand, you don't really find that very often."*

*-Chiefs President Mark Donovan*

## ARROWHEAD EVENTS IN 2024



Arrowhead Events, the special events arm of the Kansas City Chiefs organization, has seen exponential growth over the past decade. In 2024, the business continues to build off its largest and most successful record-breaking year in 2023.



Focusing on delivering diverse styles, genders and ages in the venue's acts, the stadium has played host to Kenny Chesney and two nights of Morgan Wallen | One Night at a Time 2024. The Kansas Jayhawks announced that they would play four conference home games at GEHA Field at Arrowhead Stadium in 2024 while upgrades are made to their stadium complex.

Arrowhead Events also welcomed the final group stage game of the Copa America tournament between Uruguay and U.S.A as well as Monster Jam at GEHA Field at Arrowhead Stadium for a fifth year. The fourth-annual Q BBQ Fest - Kansas City was held in the parking area outside of the stadium.

July 1, 2024



June 15, 2024



Courtesy of Fox 4 KC

## MAHOMES SHINES AT ESPYS

The Kansas City Chiefs were recognized with two awards at the annual ESPYS on the evening of Thursday, July 11, as the back-to-back Super Bowl champions continued what has been another offseason to remember.

Patrick Mahomes was recognized with ESPYS in both categories he was nominated in, "Best Athlete, Men's Sports" and "Best NFL Player." The 2023 Chiefs were also nominated for "Best Team."

Head Coach Andy Reid accepted the ESPY Award for Best Athlete, Men's Sports on behalf of QB Patrick Mahomes.

Even though Mahomes wasn't physically present at the awards, he still managed to dominate the 2023-24 awards circuit by beating out Shohei Ohtani (Los Angeles Dodgers, MLB), Scottie Scheffler (Golf) and Connor McDavid (Edmonton Oilers, NHL) for "Best Athlete, Men's Sports" recognition. The reigning two-time Super Bowl MVP also bested Running Back Christian McCaffrey (San Francisco), Quarterback Lamar Jackson (Baltimore) and Defensive End Myles Garrett (Cleveland) to win the "Best NFL Player" award.

The ESPYS – which stands for "Excellence in Sports Performance Yearly" – have recognized the top athletes and individuals in the world of sports since 1993.



## MAKE A WISH FAMILIES VISIT TRAINING CAMP

QB Patrick Mahomes spent time with Make-a-Wish kids and their families at Chiefs Training Camp at Missouri Western State University over several days of camp.

Mahomes signed autographs, took pictures and met with the kids and their families after practice concluded.

Make-A-Wish has granted hundreds of thousands of life-changing wishes to children battling critical illnesses. Wishes that give families hope through dark times, strength to persevere and experiences that forever change their lives.




# CHIEFS KINGDOM'S CROWN JEWEL

For the fourth time in franchise history, and the third time in five years, the Kansas City Chiefs commissioned Jostens to commemorate a world championship season with a Super Bowl ring.

The club's Super Bowl LVIII ring is rich in its storytelling and contains countless artful details that hold significance and symbolism for the Hunt family, the Chiefs organization, as well as the team's players, coaches and staff.

"We have had the unique privilege of working with Jostens for Super Bowl rings in back-to-back years and have called them a trusted partner in our championship celebrations for more than five decades," Chiefs President Mark Donovan said. "Jostens continues to deliver beautiful rings that encapsulate the hard work that goes into winning a Super Bowl and that our players, coaches and staff are proud to show off."

The ring features many meaningful details including 22 diamonds to represent the points scored in the second-half and overtime to win Super Bowl LVIII, 19 diamonds to represent 11 winning seasons and eight-straight AFC West titles, 11 princess-cut rubies to represent the 11 regular season wins and four marquise diamonds to represent the four Super Bowl titles in franchise history. On the inside, Coach Reid's mastermind is on display, with the game-winning touchdown play, 'Tom and Jerry' inscribed on the inside, along with the game's date and 17 miniature gold-leaf confetti pieces to represent the 17 points scored in the AFC Championship Game.



## CHAMPIONSHIP RINGS THROUGH THE YEARS



All ring images courtesy of Jostens.

## CHIEFS TAKE ADVANTAGE OF SUPER BOWL LVIII CELEBRATIONS

Shortly after winning Super Bowl LVIII in Las Vegas, the City of Kansas City celebrated the Chiefs historic achievement with a second-consecutive parade and rally. Celebrating with the City, region, and beyond, Chiefs players, coaches and staff rode on floats through downtown to Union Station where the rally took place. Shortly after the conclusion of the rally, senseless gun violence erupted near the site of the rally. Tragically, one life was lost and others were injured. To help victims of this tragedy, the Chiefs, ownership, the League and many others stood with the victims through significant donations to United Way of Greater Kansas City's KC Strong fund, which recently distributed more than \$2 million dollars to victims of the tragedy and more than a dozen local organizations doing vital work in the community.



On May 31, 2024, the Chiefs were welcomed to the White House by President Joe Biden. Following lunch, the team was welcomed onto the South Lawn for a special recognition and remarks by the President, as well as comments from Chiefs Chairman and CEO Clark Hunt and TE Travis Kelce. Head Coach Andy Reid and Hunt presented Biden with a signed helmet during the ceremony.



On Thursday, June 13, the evening that the team wrapped up mandatory minicamp for the 2024 offseason program, everyone from the Chiefs organization - including players, coaches and staff - gathered at Nelson Atkins Museum for the club's Super Bowl LVIII Ring Ceremony hosted by Chiefs Chairman and CEO Clark Hunt and the Hunt Family.



Guests were met with a red carpet welcome outside the historic Kansas City landmark, before moving inside for the private reception and event. A dinner was followed by the ring unboxing, as well as live music performances.



## CHIEFS KINGDOM TAKES OVER FRANKFURT


On Sunday, November 5, the Kansas City Chiefs walked off a football field in Frankfurt, Germany, with a 21-14 win over the Miami Dolphins to improve to 7-2 headed into the bye week.

While the win kept Kansas City atop the AFC standings, the magnitude of the game - the first of two NFL games in Frankfurt in 2023 and just the second NFL regular season game in Germany - has significant meaning for the organization now and into the future.

In 2021, the Chiefs were awarded International Home Marketing Area (IHMA) rights in Germany as part of the NFL's Global Markets Program, allowing the club unique fan development and commercialization opportunities.

The club's visit to Frankfurt was anchored by the ChampionShip, a floating activation hub on the banks of the Main River in downtown Frankfurt. In addition, the club made USO visits to military members and their families, hosted a youth Play 60 style clinic and participated in an NFL Flag clinic.

Chiefs Legends Christian Okoye and Dante Hall, along with Chiefs Cheerleaders, KC Wolf and the Rumble all made appearances throughout the week to welcome all who wanted to join into Chiefs Kingdom.



*“The Chiefs fans won that one. We could feel ‘em. It was loud. Whether they were from Germany or whether they were from Kansas City...it was something. It was loud, aggressive. We can feel that as players and coaches. We appreciate it.*

-Chiefs Head Coach Andy Reid

*It was an amazing experience to be out here in Germany. You could see red all around the town. Chiefs Kingdom showed up. You could feel the love they had, not only for the game of football but for the players...The German fans, they were loud the entire game. They were passionate. You could tell that they watch football - American football - on the daily. They really understand it. It was great for the NFL to give us this opportunity. I'm sure there will be many more as my career goes on. I'm excited to get back and be able to play, not only Frankfurt, Munich, but wherever the NFL goes.*

-Chiefs Quarterback Patrick Mahomes

*This Frankfurt crowd was great. Kind of like a playoff atmosphere. I thought the new thing was everybody whistling. Thought that was cool. Not used to all the whistles out here. The energy was infectious and we had a great time out there.*

-Chiefs Cornerback Trent McDuffie



## **CHIEFS HAVE A GIFT FOR EVERYONE THIS HOLIDAY SEASON WITH THE RETURN OF KINGDOM'S GREETINGS AND MUCH MORE**

It's all about the Red and Gold this holiday season as everyone is invited to celebrate the most wonderful time of the year with the Chiefs. As previously announced, the Chiefs will face-off against the Pittsburgh Steelers on Christmas Day, streaming around the world exclusively on Netflix for the very first time. Throughout November and December, the Chiefs will bring the holiday magic off the field as well, with an exciting lineup of events and unique experiences that fans won't want to miss. A season of celebrations and touchdowns – there's something for everyone to enjoy this year.

"It's exciting to once again be featured on Christmas Day and break new ground," Chiefs President Mark Donovan said. "This year, we'll share that moment with fans worldwide as the game will stream live on Netflix for the first time in league history. In addition to the Christmas Day game, we have created unique and festive opportunities for our passionate fan base to come together and celebrate the joy of the season. We look forward to having everyone share in the festivities. Together, we'll make this holiday season one to remember for Chiefs Kingdom."

For further information and details on all the festive happenings, please see below.

### **KINGDOM'S GREETINGS**

Back by popular demand, in a new location, Kingdom's Greetings is an immersive holiday pop-up bar experience at the home of the Chiefs at GEHA Field at Arrowhead Stadium. Holiday revelers can make spirits bright with themed food and drinks, several festive photo opportunities and special guest appearances on select dates. The iconic, magical celebration is brought to you by Arrowhead Events, Vignettes Cocktail Bar and other local vendors.

- Friday, November 1 – Reservations on-sale on [chiefs.com/kingdomsgreetings](https://chiefs.com/kingdomsgreetings) at 10 a.m. CT
- Open four days a week from Saturday, November 30 – Sunday, December 29

- Thursday – Sunday weekly from 5 – 11 p.m.
- Closed – Dec. 8, 21, 24 and 25
- Reservations are \$25 per person

### **HALLMARK'S "HOLIDAY TOUCHDOWN: A CHIEFS LOVE STORY"**

It's game time on Hallmark Channel this holiday season when two renowned Kansas City institutions - the Kansas City Chiefs and Hallmark - team up with Skydance Sports and NFL Films for a holiday movie and partnership that will have audiences everywhere cheering. *Holiday Touchdown: A Chiefs Love Story* will premiere on the Hallmark Channel on Saturday, November 30, 2024 at 8 p.m. ET/7 p.m. CT. It will be part of Hallmark's Countdown to Christmas programming.

### **HOLIDAY-THEMED HOME GAME AGAINST THE HOUSTON TEXANS ON NBC/PEACOCK**

On Saturday, December 21, the Chiefs will host the Houston Texans at GEHA Field at Arrowhead Stadium for the holiday-themed game scheduled for a noon CT kickoff on NBC and streaming live on Peacock.

### **CHRISTMAS DAY GAME AGAINST THE PITTSBURGH STEELERS STREAMING LIVE ON NETFLIX**

The Chiefs will go head-to-head with the Pittsburgh Steelers on Christmas Day at Acrisure Stadium. The game will make history, marking the first NFL game to stream live globally on Netflix. This marks the second year in a row that the Chiefs will be featured on Christmas Day. Chiefs-Steelers will start the day with a noon CT kickoff.

### **CHIEFS KINGDOM KIDS WINTER WONDERLAND**

The Chiefs will host the second annual "Winter Wonderland" event exclusively for members of Chiefs Kingdom Kids at GEHA Field at Arrowhead Stadium on Sunday, December 29. Doors for the event open at 10:30 a.m. and will close at 3 p.m. Tickets are \$10 for adults and \$5 for youth under 13 years of age.

## **CHIEFS ANNOUNCE COACH OF THE WEEK HONORS**

The Kansas City Chiefs have announced the Coach of the Week honors for the ninth week of the 2024 season. The Week Nine awards went to KIPP Legacy High School Head Coach Michael Cobbins (Missouri) and St. James Academy Catholic High School Head Coach Tom Radke (Kansas).

As a result of this honor, the awarded schools will receive a \$500 grant from the Hunt Family Foundation. Additionally, the coaches will be presented a pair of sunglasses, courtesy of Oakley, and a certificate recognizing their selection. These coaches are now qualified for the Eric Driskell Coach of the Year Award, which will be voted on later this fall. The Eric Driskell Coach of the Year Award is selected by a panel comprised of the Missouri and Kansas Boards from the Greater Kansas City Football Coaches Association.

KIPP Legacy High School defeated Hogan Preparatory Academy High School 52-8 for its first playoff win in school history. This is KIPP Legacy High School's second year as a varsity program, and the win over Hogan Preparatory Academy avenged a first-round playoff defeat from last year. The victory also guaranteed the Gators their first winning season. Coach Cobbins said his program has made big strides this year and he is very proud of everyone involved.

"It's a great honor to receive this award with so many amazing and deserving head coaches who are all worthy of receiving this award in the KC Metro Area," Cobbins shared. "Thank you so much to the Kansas City Chiefs for recognizing us. This award is a true testament to the commitment and dedication of our players and coaches. Our players worked extremely hard this offseason, and they are now seeing the results. I'm so proud of my boys, I know they are thrilled. My staff is awesome, they have been great role models for our players, and they spend countless hours around the clock making sure that our team is ready to perform and is set up for success."

St. James Academy beat Blue Valley High School 48-22 in the first round of the Kansas Class 5A District Playoffs. The win advanced the Thunder to a second-round matchup against Basehor-Linwood High School. Coach Radke said this acclaim goes to the entire program.

"To receive the Chiefs Coach of the Week is such a great honor and blessing for our football program," Radke shared. "The guys have been building up for the playoffs all year and the way they stuck together through some tough losses mid-season is truly inspiring. The seniors have done such a great job of keeping the team focused and keeping the main thing, the main thing. I have to give huge props to our coaching staff, specifically our coordinators (Offensive Coordinator) Matt Joshi and (Defensive Coordinator) Jason Denton. They had our guys flying around and making plays against a great team in Blue Valley. Thank you to the Chiefs and PrepsKC for the recognition of all the hard work we have put in this season."

In its 28th season, the 2024 High School Coach of the Week is a joint initiative of the Kansas City Chiefs and the National Football League. This program is designed to recognize and reward Kansas City area high school coaches for superior performance on a weekly basis while honoring individuals who are shaping today's youth and tomorrow's leaders.

The Kansas City Chiefs partner with PrepsKC to select Coaches of the Week from Missouri and Kansas each week. PrepsKC is the only complete multimedia coverage of high school football in the Kansas City Metro. For the last 15 years, it has combined a dynamic website, weekly magazine and comprehensive weekly radio show. More information about PrepsKC, including scores, schedules and coverage can be found at [www.prepskc.com](https://www.prepskc.com).



***STATS &  
SUMMARIES***





# TEAM RANKINGS

## AMERICAN FOOTBALL CONFERENCE

	OFFENSE			DEFENSE		
	TOTAL	RUSH	PASS	TOTAL	RUSH	PASS
Baltimore Ravens	*1	*1	2	12	*1	15
Buffalo Bills	3	3	7	8	10	4
Cincinnati Bengals	2	13	*1	14	13	14
Cleveland Browns	9	15	4	13	14	10 T
Denver Broncos	8	10	10	7	4	10 T
Houston Texans	6	6	6	3	6	3
Indianapolis Colts	10	5	14	15	16	13
Jacksonville Jaguars	13	12	13	16	15	16
<b>Kansas City Chiefs</b>	<b>5</b>	<b>8</b>	<b>3</b>	<b>6</b>	<b>2</b>	<b>12</b>
Las Vegas Raiders	12	16	5	10	7	7
Los Angeles Chargers	11	7	12	9	8	6
Miami Dolphins	7	11	8	5	5	5
New England Patriots	16	4	16	11	11	8
New York Jets	15	14	11	2	12	2
Pittsburgh Steelers	4	2	9	4	3	9
Tennessee Titans	14	9	15	*1	9	*1

## NATIONAL FOOTBALL CONFERENCE

	OFFENSE			DEFENSE		
	TOTAL	RUSH	PASS	TOTAL	RUSH	PASS
Arizona Cardinals	8	5	12	7	6	10
Atlanta Falcons	7	9	2	10	8	11
Carolina Panthers	16	13	15	16	16	12
Chicago Bears	14 T	12	13	11	10	5
Dallas Cowboys	13	16	5	13	15	7
Detroit Lions	*1	3	3	3	2	13
Green Bay Packers	2	4	6	4	4	9
Los Angeles Rams	12	14	9	12	13	8
Minnesota Vikings	10	11	8	5	*1	14
New Orleans Saints	9	8	11	15	11	15
New York Giants	14 T	10	16	9	14	4
Philadelphia Eagles	3	*1	14	*1	3	*1
San Francisco 49ers	6	6	7	2	7	2
Seattle Seahawks	11	15	*1	8	9	6
Tampa Bay Buccaneers	5	7	4	14	5	16
Washington Commanders	4	2	10	6	12	3

## NATIONAL FOOTBALL LEAGUE

	OFFENSE			DEFENSE		
	TOTAL	RUSH	PASS	TOTAL	RUSH	PASS
Arizona Cardinals	11	6	22	17	13	18
Atlanta Falcons	8	14	4	21	17	22
Baltimore Ravens	*1	2	3	23	2	31
Buffalo Bills	10	11	17	11	18	8
Carolina Panthers	30	24	29	31	32	24
Chicago Bears	26 T	23	27	22	25	11
Cincinnati Bengals	9	27	*1	27	22	27
Cleveland Browns	22	30	13	24	23	20 T
Dallas Cowboys	20	31	7	26	31	13
Denver Broncos	21	21	21	9	6	20 T
Detroit Lions	2	4	5	10	5	25
Green Bay Packers	3	5	8	12	8	17
Houston Texans	17	16	15	4	10	7
Indianapolis Colts	23	13	26	29	30	26
Jacksonville Jaguars	28	25	25	32	24	32
<b>Kansas City Chiefs</b>	<b>15</b>	<b>19</b>	<b>12</b>	<b>8</b>	<b>3</b>	<b>23</b>
Las Vegas Raiders	25	32	14	15	11	14
Los Angeles Chargers	24	18	24	14	14	10
Los Angeles Rams	18	26	11	25	28	15
Miami Dolphins	19	22	18	7	9	9
Minnesota Vikings	13	17	10	13	*1	28
New England Patriots	32	12	32	20	19	16
New Orleans Saints	12	10	19	30	26	29
New York Giants	26 T	15	31	19	29	6
New York Jets	31	29	23	3	20	2
Philadelphia Eagles	4	*1	28	*1	7	3
Pittsburgh Steelers	14	9	20	6	4	19
San Francisco 49ers	7	7	9	5	15	4
Seattle Seahawks	16	28	2	18	21	12
Tampa Bay Buccaneers	6	8	6	28	12	30
Tennessee Titans	29	20	30	2	16	*1
Washington Commanders	5	3	16	16	27	5

\* = NFL leader | T = Tied for position

# BIG PLAYS: RUSH 10+, RECEPTIONS 20+, RETURNS 30+

DATE	OPPONENT	RUSHES				RECEPTIONS				RETURNS			
		GAIN	PLAYER	QTR	RESULT	GAIN	PLAYER	QTR	RESULT	GAIN	PLAYER	QTR	RESULT
09/05	Baltimore	21t	Xavier Worthy	1	TD	23	Isiah Pacheco	1	Punt				
						23	Travis Kelce	2	FG				
						33	Rashee Rice	3'	TD				
						25	Justin Watson	3'	TD				
						35t	Xavier Worthy	4	TD				
09/15	Cincinnati	11	Isiah Pacheco	1	FG	44t	Rashee Rice	2	TD	38t	Chamarri Conner (FR)	4	Fumble
		10	Isiah Pacheco	2	TD								
09/22	at Atlanta	15	Patrick Mahomes	3	TD	27	Rashee Rice	3	TD	32	Mecole Hardman (KR)	2	FG
09/29	at L.A. Chargers	10	Kareem Hunt	2	Miss FG	38	Travis Kelce	1	Fumble				
		13	Patrick Mahomes	4	Punt	54t	Xavier Worthy	2	TD				
						29	Noah Gray	4	TD				
10/07	New Orleans					21	Travis Kelce	1	TD				
						20	Travis Kelce:5 -> Samaje Perine:15	2	FG				
						31	Juju Smith-Schuster	2	FG				
						50	Juju Smith-Schuster	4	TD				
10/20	at San Francisco	20	Mecole Hardman	2	TD	26	Noah Gray	1	INT	55	Mecole Hardman (PR)	2	Punt
		13	Kareem Hunt	3'	TD	20	Noah Gray	1	TD	31	Carson Steele (KR)	3	Punt
		33	Patrick Mahomes	3'	TD	22	Samaje Perine	4	TD				
		18t	Mecole Hardman	4	TD								
10/27	at Las Vegas	14	Patrick Mahomes	4	FG	25	Travis Kelce	1'	TD				
						21	Samaje Perine	1	TD				
11/04	Tampa Bay	10	Samaje Perine	2	Half	35	DeAndre Hopkins	2	TD	30	Mecole Hardman (PR)	1	Punt
		15	Kareem Hunt	3	TD	20	Travis Kelce	2	Fumble				
		13	Kareem Hunt	4	TD								
11/10	Denver	12	Patrick Mahomes	1	Punt	22	Travis Kelce	2	TD				
		10	Kareem Hunt	2	FG	35	Samaje Perine	3	FG				
						26	Kareem Hunt	4	Punt				
						31	DeAndre Hopkins	4	FG				
11/17	at Buffalo	17	Kareem Hunt	4	TD	31	Xavier Worthy	1	TD				
11/24	at Carolina	13	Samaje Perine	2'	TD	35t	Noah Gray	1	TD	56	Samaje Perine (KR)	1	TD
		13	Patrick Mahomes	2'	TD	27	Travis Kelce	2	FG				
		13	Kareem Hunt	3	TD								
		12	Kareem Hunt	4	Punt								
		33	Patrick Mahomes	4	FG								
11/29	Las Vegas	34	Isiah Pacheco	3	FG	24	Travis Kelce	1	Punt				
						26	Noah Gray	2	TD				
						34	DeAndre Hopkins	2	Miss FG				
						22	Noah Gray	3	FG				
						31	DeAndre Hopkins	3	FG				
12/08	L.A. Chargers	--	--	--	--	--	--	--	--	--	--	--	--
12/15	at Cleveland	--	--	--	--	--	--	--	--	--	--	--	--
12/21	Houston	--	--	--	--	--	--	--	--	--	--	--	--
12/25	at Pittsburgh	--	--	--	--	--	--	--	--	--	--	--	--
01/05	at Denver	--	--	--	--	--	--	--	--	--	--	--	--

' - result within the same drive

# SCORING DRIVES

## CHIEFS 2024 REGULAR SEASON SCORING DRIVES

DATE	OPPONENT	ACQUIRED	DRIVE START	PLAYS	YARDS	Q TIME	FIRST DOWN	SCORING PLAY	KC	OPP
09/05	Baltimore	Kickoff	KC	5	67	Q1 2:19	4	X. Worthy: 21-yard run	7	7
		Fumble	33	4	1	Q2 1:07	0	H. Butker: 32-yard FG	10	7
		Downs	BAL	8	38	Q2 3:55	2	H. Butker: 31-yard FG	13	7
		Kickoff	14	6	81	Q3 3:32	5	I. Pacheco: 1-yard run	20	10
		Kickoff	KC	8	70	Q4 4:22	4	X. Worthy: 35-yard pass from P. Mahomes	27	17
				49 KC 19 KC 30						
09/15	Cincinnati	Kickoff	KC	16	69	Q1 8:30	5	H. Butker: 19-yard FG	3	3
		Kickoff	30	6	70	Q2 3:14	3	R. Rice: 44-yard pass from P. Mahomes	10	10
		Kickoff	KC	13	70	Q3 6:39	6	P. Mahomes	17	16
		Punt	30	9	43	Q4 2:35	2	W. Morris: 1-yard pass from P. Mahomes	26	25
				KC 30 KC 25					H. Butker: 51-yard FG	
09/22	at Atlanta	Punt	KC	13	79	Q2 6:15	5	R. Rice: 13-yard pass from P. Mahomes	7	7
		Kickoff	21	7	34	Q2 3:54	2	H. Butker: 53-yard FG	10	14
		Interception	KC	4	8	Q2 0:26	0	H. Butker: 44-yard FG	13	14
		Kickoff	31	11	67	Q3 5:20	4	H. Butker: 21-yard FG	16	14
		Punt	ATL	11	80	Q3 6:04	5	J. Smith-Schuster: 13-yard pass from P. Mahomes	22	14
				34 KC 30 KC 20						
09/29	at L.A. Chargers	Punt	KC	1	54	Q2 0:08	1	X. Worthy: 54-yard pass from P. Mahomes	7	10
		Missed FG	46	10	37	Q3 5:20	2	H. Butker: 37-yard FG	10	10
		Punt	KC	5	60	Q4 2:12	5	S. Perine: 2-yard run	17	10
				45 KC 40						
10/07	New Orleans	Interception	KC	10	78	Q1 5:25	6	K. Hunt: 5-yard run	7	0
		Punt	22	10	52	Q1 4:47	3	Q2: H. Butker: 26-yard FG	10	0
		Kickoff	KC	15	64	Q2 7:04	4	H. Butker: 34-yard FG	13	7
		Punt	40	9	55	Q2 0:52	2	H. Butker: 28-yard FG	16	7
		Kickoff	KC	5	68	Q4 2:20	3	X. Worthy: 3-yard run	23	13
		Downs	20	11	38	Q4 6:29	3	H. Butker: 38-yard FG	26	13
				KC 36 KC 32 KC 42						
10/20	at San Francisco	Kickoff	KC	7	70	Q1 4:42	5	Q2: K. Hunt: 1-yard run	7	3
		Punt	30	7	30	Q2 3:36	3	K. Hunt: 6-yard run	14	3
		Interception	SF	13	79	Q3 6:43	5	Q4: P. Mahomes: 1-yard run	21	12
		Interception	30	12	80	Q4 6:20	5	M. Hardman: 18-yard run	28	12
				KC 21 KC 20						
10/27	at Las Vegas	Kickoff	KC	9	70	Q1 4:58	4	K. Hunt: 1-yard run	7	0
		Kickoff	30	13	70	Q2 8:16	5	T. Kelce: 5-yard pass from P. Mahomes	14	10
		Punt	KC	9	56	Q2 0:54	4	P. Mahomes	17	10
		Downs	30	19	87	Q3 9:43	6	H. Butker: 42-yard FG	20	13
		Fumble	KC	8	38	Q4 3:01	3	Q4: H. Butker: 24-yard FG	27	13
				20 KC 8 LV 38					X. Worthy: 9-yard pass from P. Mahomes	

# SCORING DRIVES

11/04	Tampa Bay	Punt	KC	8	33	Q1 4:34	2	H. Butker: 40-yard FG	3	0
		Kickoff	45	11	70	Q2 6:18	4	D. Hopkins: 1-yard pass from P. Mahomes	10	7
		Kickoff	KC	12	70	Q3 6:36	5	from P. Mahomes	17	17
		Punt	30	15	78	Q4 8:26	6	Q4: S. Perine: 7-yard pass from P. Mahomes	24	17
		Kickoff	KC	10	70	OT 5:52	5	from P. Mahomes	30	24
			30					D. Hopkins: 5-yard pass from P. Mahomes		
			KC					K. Hunt: 2-yard run		
			22							
			KC							
			30							
11/10	Denver	Kickoff	KC	10	52	Q2 5:18	3	H. Butker: 36-yard FG	3	7
		Kickoff	30	11	70	Q2 4:55	5	T. Kelce: 2-yard pass from P. Mahomes	10	14
		Punt	KC	16	65	Q3 7:16	4	H. Butker: 28-yard FG	13	14
		Punt	30	10	44	Q4 4:43	2	H. Butker: 20-yard FG	16	14
			KC							
			25							
			DEN							
			46							
11/17	at Buffalo	Punt	KC	11	88	Q1 5:27	5	Q2: X. Worthy: 10-yard pass from P. Mahomes	7	6
		Interception	12	9	40	Q2 4:34	4	N. Gray: 2-yard pass from P. Mahomes	14	13
		Kickoff	BUF	10	70	Q4 4:58	7	N. Gray: 1-yard pass from P. Mahomes	21	23
			40							
			KC							
			30							
11/24	at Carolina	Kickoff	CAR	3	41	Q1 1:25	1	N. Gray: 35-yard pass from P. Mahomes	7	0
		Kickoff	41	11	68	Q1 6:45	4	S. Shrader: 25-yard FG	10	3
		Kickoff	KC	14	47	Q2 7:18	4	S. Shrader: 41-yard FG	13	6
		Punt	25	14	92	Q2 4:30	7	N. Gray: 11-yard pass from P. Mahomes	20	6
		Kickoff	KC	10	75	Q3 3:44	6	D. Hopkins: 3-yard pass from P. Mahomes	27	16
		Kickoff	30	7	57	Q4 1:46	2	S. Shrader: 31-yard FG	30	27
			KC 8							
			KC							
			25							
			KC							
			30							
11/29	Las Vegas	Kickoff	KC	13	66	Q1 4:54	4	M. Wright: 25-yard FG	3	0
		Missed FG	27	7	53	Q2 3:41	3	J. Watson: 6-yard pass from P. Mahomes	10	3
		Downs	KC	7	47	Q3 3:05	2	M. Wright: 42-yard FG	13	3
		Missed FG	47	7	38	Q3 1:17	1	M. Wright: 35-yard FG	16	3
		Kickoff	KC	11	56	Q4 4:59	3	M. Wright: 32-yard FG	19	17
			30							
			KC							
			45							
			KC							
			30							
12/08	--	--	--	--	--	--	--	--	--	--
12/15	--	--	--	--	--	--	--	--	--	--
12/21	--	--	--	--	--	--	--	--	--	--
12/25	--	--	--	--	--	--	--	--	--	--
01/05	--	--	--	--	--	--	--	--	--	--
	<b>AVG</b>			<b>9.7</b>	<b>59.1</b>	<b>4:36</b>		<b>3.7</b>		
	<b>TOTALS</b>			<b>531</b>	<b>3,253</b>	<b>253:23</b>		<b>205</b>		

# DRIVE EFFICIENCY - GAME-BY-GAME

## 2024 REGULAR SEASON KANSAS CITY CHIEFS DRIVES ENDED BY... (THROUGH WEEK 13)

DATE	TEAMS	DRIVES	3/OUT	TD	FGA	FGM	PNT	DWN	TRN	SAF	CLK	POINTS	PTS/DRV	EFF
9/5	Kansas City	10	2	3	2	2	3	0	1	0	1	27	2.70	0.500
	Baltimore	10	1	2	3	2	2	1	1	0	1	20	2.00	0.400
9/15	Kansas City	9	2	2	2	2	2	0	3	0	0	20	2.22	0.444
	Cincinnati	10	3	2	4	4	2	0	1	0	1	25	2.50	0.600
9/22	Kansas City	10	4	2	3	3	3	0	1	0	1	22	2.20	0.500
	at Atlanta	10	4	2	1	1	3	2	1	0	1	17	1.70	0.300
9/29	Kansas City	11	3	2	2	1	4	0	2	0	1	17	1.55	0.273
	at L.A. Chargers	10	4	1	2	1	6	1	0	0	0	10	1.00	0.200
10/7	Kansas City	10	2	2	5	4	1	0	1	0	1	26	2.60	0.600
	New Orleans	10	3	2	0	0	4	2	1	0	0	13	1.30	0.200
10/20	Kansas City	11	4	4	0	0	3	1	2	0	1	28	2.55	0.364
	at San Francisco	11	4	2	2	2	4	0	3	0	0	18	1.64	0.364
10/27	Kansas City	9	3	3	2	2	2	0	1	0	1	27	3.00	0.556
	at Las Vegas	9	5	2	2	2	2	1	1	0	1	20	2.22	0.444
11/4	Kansas City	11	3	4	1	1	4	0	1	0	1	30	2.73	0.455
	Tampa Bay	9	4	3	1	1	5	0	0	0	0	24	2.67	0.444
11/10	Kansas City	8	2	1	3	3	4	0	0	0	0	16	2.00	0.500
	Denver	9	3	2	2	0	5	0	0	0	0	14	1.56	0.222
11/17	Kansas City	9	4	3	0	0	4	0	2	0	0	21	2.33	0.333
	at Buffalo	10	3	4	1	1	3	0	1	0	1	30	3.00	0.500
11/24	Kansas City	8	1	3	3	3	2	0	0	0	0	30	3.75	0.750
	at Carolina	8	1	2	4	4	2	0	0	0	0	27	3.38	0.750
11/29	Kansas City	12	5	1	5	4	5	0	0	0	1	19	1.58	0.417
	Las Vegas	11	0	2	4	1	3	1	1	0	0	17	1.55	0.273
12/8	Kansas City	--	--	--	--	--	--	--	--	--	--	--	--	--
	L.A. Chargers	--	--	--	--	--	--	--	--	--	--	--	--	--
12/15	Kansas City	--	--	--	--	--	--	--	--	--	--	--	--	--
	at Cleveland	--	--	--	--	--	--	--	--	--	--	--	--	--
12/21	Kansas City	--	--	--	--	--	--	--	--	--	--	--	--	--
	Houston	--	--	--	--	--	--	--	--	--	--	--	--	--
12/25	Kansas City	--	--	--	--	--	--	--	--	--	--	--	--	--
	at Pittsburgh	--	--	--	--	--	--	--	--	--	--	--	--	--
1/5	Kansas City	--	--	--	--	--	--	--	--	--	--	--	--	--
	at Denver	--	--	--	--	--	--	--	--	--	--	--	--	--
<b>TOTALS</b>	<b>CHIEFS</b>	<b>118</b>	<b>35</b>	<b>30</b>	<b>28</b>	<b>25</b>	<b>37</b>	<b>1</b>	<b>14</b>	<b>0</b>	<b>8</b>	<b>283</b>	<b>2.40</b>	<b>0.466</b>
	<b>OPPONENTS</b>	<b>117</b>	<b>35</b>	<b>26</b>	<b>26</b>	<b>19</b>	<b>41</b>	<b>8</b>	<b>10</b>	<b>0</b>	<b>5</b>	<b>235</b>	<b>2.01</b>	<b>0.385</b>

# DRIVE EFFICIENCY

## 2024 REGULAR SEASON GXG DRIVES

DATE	OPPONENT	STARTING QB	POS S	T D	PA T	2-PT	M-2P T	F G	FG A	MF G	BK-FG	PUN T	IN T	FU M	SA F	DWN S	H F	G M	PT S	TD %	SCORE %	PTS/POS S
9/5	Baltimore	P. Mahomes	10	3	3	0	0	2	2	0	0	3	1	0	0	0	1	0	27	30.0	50.0	2.70
9/15	Cincinnati	P. Mahomes	9	2	2	1	0	2	2	0	0	2	2	1	0	0	0	0	20	22.2	44.4	2.22
9/22	at Atlanta	P. Mahomes	10	2	1	0	0	3	3	0	0	3	1	0	0	0	0	1	22	20.0	50.0	2.20
9/29	at L.A. Chargers	P. Mahomes	11	2	2	0	0	1	2	1	0	4	1	1	0	0	0	1	17	18.2	27.3	1.55
10/7	New Orleans	P. Mahomes	10	2	2	0	0	4	5	1	0	1	1	0	0	0	0	1	26	20.0	60.0	2.60
10/20	at San Francisco	P. Mahomes	11	4	4	0	0	0	0	0	0	3	2	0	0	1	0	1	28	36.4	36.4	2.55
10/27	at Las Vegas	P. Mahomes	9	3	3	0	0	2	2	0	0	2	1	0	0	0	0	1	27	33.3	55.6	3.00
11/4	Tampa Bay	P. Mahomes	11	4	3	0	0	1	1	0	0	4	0	1	0	0	1	0	30	36.4	45.5	2.73
11/10	Denver	P. Mahomes	8	1	1	0	0	3	3	0	0	4	0	0	0	0	0	0	16	12.5	50.0	2.00
11/17	at Buffalo	P. Mahomes	9	3	3	0	0	0	0	0	0	4	2	0	0	0	0	0	21	33.3	33.3	2.33
11/24	at Carolina	P. Mahomes	8	3	3	0	0	3	3	0	0	2	0	0	0	0	0	0	30	37.5	75.0	3.75
11/29	Las Vegas	P. Mahomes	12	1	1	0	0	4	5	1	0	5	0	0	0	0	0	1	19	8.3	41.7	1.58
12/8	L.A. Chargers	--	--	--	--	--	--	--	--	--	--	--	--	--	--	--	--	--	--	--	--	--
12/15	at Cleveland	--	--	--	--	--	--	--	--	--	--	--	--	--	--	--	--	--	--	--	--	--
12/21	Houston	--	--	--	--	--	--	--	--	--	--	--	--	--	--	--	--	--	--	--	--	--
12/25	at Pittsburgh	--	--	--	--	--	--	--	--	--	--	--	--	--	--	--	--	--	--	--	--	--
1/5	at Denver	--	--	--	--	--	--	--	--	--	--	--	--	--	--	--	--	--	--	--	--	--
	<b>P. MAHOMES TOTALS:</b>		<b>118</b>	<b>30</b>	<b>28</b>	<b>1</b>	<b>0</b>	<b>25</b>	<b>28</b>	<b>3</b>	<b>0</b>	<b>37</b>	<b>11</b>	<b>3</b>	<b>0</b>	<b>1</b>	<b>2</b>	<b>6</b>	<b>28</b>	<b>25.4</b>	<b>46.6</b>	<b>2.40</b>
	<b>2024 TOTALS</b>		<b>118</b>	<b>30</b>	<b>28</b>	<b>1</b>	<b>0</b>	<b>25</b>	<b>28</b>	<b>3</b>	<b>0</b>	<b>37</b>	<b>11</b>	<b>3</b>	<b>0</b>	<b>1</b>	<b>2</b>	<b>6</b>	<b>28</b>	<b>25.4</b>	<b>46.6</b>	<b>2.40</b>

Report only includes Starting QB stats.

## OPPONENTS GXG DRIVES

DATE	OPPONENT	STARTING QB	POS S	T D	PA T	2-PT	M-2P T	F G	FG A	MF G	BK-FG	PUN T	IN T	FU M	SA F	DWN S	H F	G M	PT S	TD %	SCORE %	PTS/POS S
9/5	Baltimore	L. Jackson	10	2	2	0	0	2	3	1	0	2	0	1	0	1	0	1	20	20.0	40.0	2.00
9/15	Cincinnati	J. Burrow	10	2	1	0	0	4	4	0	0	2	0	1	0	0	1	0	25	20.0	60.0	2.50
9/22	at Atlanta	K. Cousins	10	2	2	0	0	1	1	0	0	3	1	0	0	2	1	0	17	20.0	30.0	1.70
9/29	at L.A. Chargers	J. Herbert	10	1	1	0	0	1	2	1	0	6	0	0	0	1	0	0	10	10.0	20.0	1.00
10/7	New Orleans	D. Carr	10	2	1	0	0	0	0	0	0	4	1	0	0	2	1	0	13	20.0	20.0	1.30
10/20	at San Francisco	B. Purdy	11	2	0	1	0	2	2	0	0	4	3	0	0	0	0	0	18	18.2	36.4	1.64
10/27	at Las Vegas	G. Minshew II	9	2	2	0	0	2	2	0	0	2	0	1	0	1	1	0	20	22.2	44.4	2.22
11/4	Tampa Bay	B. Mayfield	9	3	3	0	0	1	1	0	0	5	0	0	0	0	0	0	24	33.3	44.4	2.67
11/10	Denver	B. Nix	9	2	2	0	0	0	2	2	1	5	0	0	0	0	0	0	14	22.2	22.2	1.56
11/17	at Buffalo	J. Allen	10	4	3	0	0	1	1	0	0	3	1	0	0	0	0	1	30	40.0	50.0	3.00
11/24	at Carolina	B. Young	8	2	2	1	1	4	4	0	0	2	0	0	0	0	0	0	27	25.0	75.0	3.38
11/29	Las Vegas	A. O'Connell	11	2	2	0	0	1	4	3	0	3	0	1	0	1	0	0	17	18.2	27.3	1.55
12/8	L.A. Chargers	--	--	--	--	--	--	--	--	--	--	--	--	--	--	--	--	--	--	--	--	--
12/15	at Cleveland	--	--	--	--	--	--	--	--	--	--	--	--	--	--	--	--	--	--	--	--	--
12/21	Houston	--	--	--	--	--	--	--	--	--	--	--	--	--	--	--	--	--	--	--	--	--
12/25	at Pittsburgh	--	--	--	--	--	--	--	--	--	--	--	--	--	--	--	--	--	--	--	--	--
1/5	at Denver	--	--	--	--	--	--	--	--	--	--	--	--	--	--	--	--	--	--	--	--	--
	<b>2024 TOTALS</b>		<b>117</b>	<b>26</b>	<b>21</b>	<b>2</b>	<b>1</b>	<b>19</b>	<b>26</b>	<b>7</b>	<b>1</b>	<b>41</b>	<b>6</b>	<b>4</b>	<b>0</b>	<b>8</b>	<b>4</b>	<b>2</b>	<b>23</b>	<b>22.2</b>	<b>38.5</b>	<b>2.01</b>

Report only includes Starting QB stats.





# DEFENSIVE STATS 2024

## 2024 REGULAR SEASON KANSAS CITY CHIEFS DEFENSIVE STATS (THROUGH WEEK 13)

POS.	PLAYER	TKL.	AST.	COMB	TFL	SACKS/SK.	YDS.	PR	FR	FF	INT./YDS.	PD
LB	N. Bolton	58	26	84	9	1.5/16.0		5	1	0	0/0	3
S	J. Reid	46	22	68	4	0.0/0.0		2	0	0	1/8	5
LB	D. Tranquill	37	29	66	4	1.5/7.0		6	1	0	0/0	2
S	B. Cook	43	17	60	0	0.0/0.0		0	0	0	1/0	4
DB	C. Conner	41	12	53	3	1.0/9.0		3	1	0	2/32	4
CB	T. McDuffie	30	13	43	3	0.5/0.0		4	0	0	0/0	6
CB	N. Johnson	21	19	40	2	1.0/17.0		1	0	0	0/0	1
LB	L. Chenal	27	11	38	3	1.0/0.0		1	0	2	0/0	3
CB	J. Watson	21	11	32	0	0.0/0.0		0	0	0	0/0	6
DT	C. Jones	16	14	30	7	5.0/23.0		13	0	1	0/0	0
DE	M. Danna	15	13	28	2	1.5/14.0		4	0	1	0/0	1
DE	G. Karlaftis	15	13	28	6	5.0/30.0		17	0	0	0/0	3
DE	F. Anudike-Uzomah	12	9	21	4	1.5/4.0		6	1	1	0/0	0
DT	T. Wharton	11	8	19	3	2.5/13.0		5	0	1	0/0	2
NT	M. Pennel	6	10	16	1	2.0/1.0		2	0	1	0/0	0
CB	J. Williams	6	4	10	1	0.0/0.0		0	0	0	0/0	1
DB	J. Hicks	8	1	9	1	0.0/0.0		0	0	0	1/0	1
CB	C. Roland-Wallace	8	1	9	0	0.0/0.0		2	0	0	1/0	1
DE	M. Herring	5	3	8	1	0.0/0.0		3	0	0	0/0	0
DT	D. Nnadi	3	2	5	0	0.0/0.0		0	0	0	0/0	0
DE	J. Uche	2	0	2	0	0.0/0.0		0	0	0	0/0	0
LB	J. Cochrane	0	1	1	0	0.0/0.0		0	0	0	0/0	0
DE	C. Omenihu	0	1	1	0	0.0/0.0		0	0	0	0/0	0
<b>TOTALS</b>		<b>431</b>	<b>240</b>	<b>671</b>	<b>54</b>	<b>24.0/134.0</b>		<b>74</b>	<b>4</b>	<b>7</b>	<b>6/40</b>	<b>43</b>

## 2024 REGULAR SEASON CHIEFS SPECIAL TEAMS STATS

POS	PLAYER	TKL.	AST.	COMB.
DB	Conner, Chamarrí	4	2	6
DB	Hicks, Jaden	4	0	4
LB	Chenal, Leo	3	1	4
CB	Johnson, Nazeeh	2	1	3
CB	Roland-Wallace, Chris	2	1	3
CB	Williams, Joshua	2	1	3
LB	Jones, Cam	1	2	3
RB	Perine, Samaje	1	2	3
P	Araiza, Matt	2	0	2
LB	Christiansen, Cole	2	0	2
LB	Cochrane, Jack	2	0	2
TE	Hendershot, Peyton	1	1	2
RB	Ingram, Keaontay	0	1	1
FB	Steele, Carson	0	1	1
CB	Taylor, Keith	0	1	1
LS	Winchester, James	0	1	1
<b>TOTALS</b>		<b>26</b>	<b>15</b>	<b>41</b>

## DEFENSIVE SCORES

INT (0)

FR (1)

(14:52) (Shotgun) J.Burrow sacked at CIN 34 for 0 yards (sack split by T.Wharton and M.Danna). FUMBLES (T.Wharton) [M.Danna], RECOVERED by KC-C.Conner at CIN 38. C.Conner for 38 yards. **vs. CIN (09/15/24)**

Safety (0)

FR (0)

## SPECIAL TEAMS BIG PLAYS

REGULAR SEASON DEFENSIVE AND SPECIAL TEAMS STATISTICS ARE BASED ON PRESS BOX STATISTICS.



WEEK 1:

Chiefs 27, Ravens 20

September 5, 2024 • GEHA Field at Arrowhead Stadium • 73,611



Baltimore Ravens	7	3	0	10	-	20
Kansas City Chiefs	7	6	7	7	-	27

- BAL** — D.Henry 5 yd. run (J.Tucker kick) (11-70, 6:46)
- KC** — X.Worthy 21 yd. run (H.Butker kick) (5-67, 2:19)
- KC** — H.Butker 32 yd. Field Goal (4-1, 1:07)
- KC** — H.Butker 31 yd. Field Goal (8-38, 3:55)
- BAL** — J.Tucker 25 yd. Field Goal (10-44, 1:41)
- KC** — I.Pacheco 1 yd. run (H.Butker kick) (6-81, 3:32)
- BAL** — I.Likely 49 yd. pass from L.Jackson (J.Tucker kick) (7-80, 3:50)
- KC** — X.Worthy 35 yd. pass from P.Mahomes (H.Butker kick) (8-70, 4:22)
- BAL** — J.Tucker 32 yd. Field Goal (13-56, 5:31)

TEAM STATISTICS	RAVENS	CHIEFS
First Downs	25	21
Total Net Yards	452	353
Rushes/Net Yards	32/185	20/72
Net Passing	267	281
Pass Attempts/Completions	41/26	28/20
Had Intercepted	0	1
Sacked/Yards Lost	1/6	2/10
Punts/Average	2/37.5	3/48.0
Penalties/Yards	7/64	6/45
Fumbles/Lost	1/1	0/0
Possession Time	33:43	26:17

RUSHING

- KC** — I. Pacheco 15-45, TD; X. Worthy 1-21, TD; P. Mahomes 2-3; C. Steele 2-3
- BAL** — L. Jackson 16-122; D. Henry 13-46, TD; Z. Flowers 2-14; J. Hill 1-3

RECEIVING

- KC** — R. Rice 7-103; X. Worthy 2-47, TD; N. Gray 3-37; T. Kelce 3-34; I. Pacheco 2-33; J. Watson 1-25; S. Perine 1-10; P. Mahomes 1-2
- BAL** — I. Likely 9-111, TD; R. Bateman 2-53; J. Hill 6-52; Z. Flowers 6-37; M. Andrews 2-14; N. Agholor 1-6

PASSING

- KC** — P. Mahomes 28-20-291, TD, 1 INT
- BAL** — L. Jackson 41-26-273, TD, 0 INT

INTERCEPTIONS

- KC** — None
- BAL** — R. Smith 1

SACKS

- KC** — C. Jones 1.0
- BAL** — D. Ojabo 1.0; N. Madubuike 0.5; T. Simpson 0.5

FIELD GOALS

- KC** — H. Butker (32) (31)
- BAL** — J. Tucker 53WL (25) (32)



WEEK 2:

Chiefs 26, Bengals 25

September 15, 2024 • GEHA Field at Arrowhead Stadium • 73,558



Cincinnati Bengals	3	13	6	3	-	25
Kansas City Chiefs	3	7	7	9	-	26

- CIN** — E.McPherson 22 yd. Field Goal (10-66, 4:19)
- KC** — H.Butker 19 yd. Field Goal (16-69, 8:30)
- CIN** — A.Iosivas 4 yd. pass from J.Burrow (E.McPherson kick) (7-31, 3:15)
- KC** — R.Rice 44 yd. pass from P.Mahomes (H.Butker kick) (6-70, 3:14)
- CIN** — E.McPherson 33 yd. Field Goal (9-55, 4:31)
- CIN** — E.McPherson 48 yd. Field Goal (6-16, 1:28)
- KC** — W.Morris 1 yd. pass from P.Mahomes (H.Butker kick) (13-70, 6:39)
- CIN** — A.Iosivas 3 yd. pass from J.Burrow (kick failed, wr) (11-70, 6:05)
- KC** — C.Conner 38 yd. fumble return (pass failed)
- CIN** — E.McPherson 53 yd. Field Goal (8-33, 5:12)
- KC** — H.Butker 51 yd. Field Goal (9-43, 2:35)

TEAM STATISTICS	BENGALS	CHIEFS
First Downs	18	19
Total Net Yards	320	286
Rushes/Net Yards	22/74	32/149
Net Passing	246	137
Pass Attempts/Completions	36/23	25/18
Had Intercepted	0	2
Sacked/Yards Lost	3/12	2/14
Punts/Average	2/49.0	2/56.0
Penalties/Yards	8/79	4/44
Fumbles/Lost	3/1	1/1
Possession Time	31:29	28:31

RUSHING

- KC** — I. Pacheco 19-90; P. Mahomes 4-29; C. Steele 7-24; X. Worthy 1-5; T. Kelce 1-1
- CIN** — Z. Moss 12-34; C. Brown 4-31; J. Burrow 6-9

RECEIVING

- KC** — R. Rice 5-75, TD; J. Watson 2-22; I. Pacheco 5-21; X. Worthy 2-17; J. Wiley 1-7; T. Kelce 1-5; S. Perine 1-3; W. Morris 1-1, TD
- CIN** — M. Gesicki 7-91; J. Burton 1-47; J. Chase 4-35; E. All Jr. 4-32; D. Sample 3-28; Z. Moss 1-13; A. Iosivas 2-7, 2 TDs; T. Irwin 1-5

PASSING

- KC** — P. Mahomes 25-18-151, 2 TDs, 2 INT
- CIN** — J. Burrow 36-23-258, 2 TDs, 0 INT

INTERCEPTIONS

- KC** — None
- CIN** — A. Davis-Gaither 1; C. Taylor-Britt 1

SACKS

- KC** — C. Conner 1.0; G. Karlaftis 1.0; M. Danna 0.5; T. Wharton 0.5
- CIN** — T. Hendrickson 2.0

FIELD GOALS

- KC** — H. Butker (19) (51)
- CIN** — E. McPherson (22) (33) (48) (53)





WEEK 3:

Chiefs 22, Falcons 17

September 22, 2024 • Mercedes-Benz Stadium • 72,441



<b>Kansas City Chiefs</b> .....	0	13	9	0	—	22
<b>Atlanta Falcons</b> .....	7	7	0	3	—	17

- ATL** — D.London 14 yd. pass from K.Cousins (Y.Koo kick) (7-70, 3:53)
- KC** — R.Rice 13 yd. pass from P.Mahomes (H.Butker kick) (13-79, 6:15)
- ATL** — B.Robinson 1 yd. run (Y.Koo kick) (5-70, 2:08)
- KC** — H.Butker 53 yd. Field Goal (7-34, 3:54)
- KC** — H.Butker 44 yd. Field Goal (4-8, 0:26)
- KC** — H.Butker 21 yd. Field Goal (11-67, 5:20)
- KC** — J.Smith-Schuster 13 yd. pass from P.Mahomes (kick failed, hru) (11-80, 6:04)
- ATL** — Y.Koo 54 yd. Field Goal (10-49, 3:24)

TEAM STATISTICS	CHIEFS	FALCONS
First Downs .....	22	19
Total Net Yards .....	345	311
Rushes/Net Yards .....	33/128	25/82
Net Passing .....	217	229
Pass Attempts/Completions .....	39/26	29/20
Had Intercepted .....	1	1
Sacked/Yards Lost .....	0/0	2/1
Punts/Average .....	3/48.3	3/54.0
Penalties/Yards .....	6/61	6/44
Fumbles/Lost .....	0/0	2/0
Possession Time .....	34:57	25:03

**RUSHING**

- KC** — C. Steele 17-72; S. Perine 6-25; P. Mahomes 6-17; X. Worthy 3-13; R. Rice 1-1
- ATL** — T. Allgeier 7-32; B. Robinson 16-31, TD; R. McCloud III 1-20; K. Cousins 1-(-1)

**RECEIVING**

- KC** — R. Rice 12-110, TD; T. Kelce 4-30; J. Smith-Schuster 2-17, TD; X. Worthy 2-17; S. Perine 3-15; N. Gray 1-13; J. Watson 1-13; C. Steele 1-2
- ATL** — D. London 6-67, TD; D. Mooney 8-66; K. Pitts 2-59; B. Robinson 2-21; R. McCloud III 2-17

**PASSING**

- KC** — P. Mahomes 39-26-217, 2 TDs, 1 INT
- ATL** — K. Cousins 29-20-230, TD, 1 INT

**INTERCEPTIONS**

- KC** — C. Conner 1
- ATL** — J. Simmons 1

**SACKS**

- KC** — F. Anudike-Uzomah 1.0; M. Pennel 1.0
- ATL** — None

**FIELD GOALS**

- KC** — H. Butker (53) (44) (21)
- ATL** — Y. Koo (54)



WEEK 4:

Chiefs 17, Chargers 10

September 29, 2024 • SoFi Stadium • 70,240



<b>Kansas City Chiefs</b> .....	0	7	3	7	—	17
<b>Los Angeles Chargers</b> .....	10	0	0	0	—	10

- LAC** — L.McConkey 7 yd. pass from J.Herbert (C.Dicker kick) (10-74, 6:36)
- LAC** — C.Dicker 50 yd. Field Goal (4--12, 2:13)
- KC** — X.Worthy 54 yd. pass from P.Mahomes (H.Butker kick) (1-54, 0:08)
- KC** — H.Butker 37 yd. Field Goal (10-37, 5:20)
- KC** — S.Perine 2 yd. run (H.Butker kick) (5-60, 2:12)

TEAM STATISTICS	CHIEFS	CHARGERS
First Downs .....	16	12
Total Net Yards .....	329	224
Rushes/Net Yards .....	26/101	24/55
Net Passing .....	228	169
Pass Attempts/Completions .....	29/19	27/16
Had Intercepted .....	1	0
Sacked/Yards Lost .....	3/17	2/10
Punts/Average .....	4/50.0	6/53.0
Penalties/Yards .....	5/40	9/51
Fumbles/Lost .....	1/1	2/0
Possession Time .....	29:08	30:52

**RUSHING**

- KC** — K. Hunt 14-69; S. Perine 5-14, TD; P. Mahomes 5-12; C. Steele 2-6
- LAC** — J. Dobbins 14-32; G. Edwards 6-19; Q. Johnston 1-4; J. Herbert 3-(0)

**RECEIVING**

- KC** — T. Kelce 7-89; X. Worthy 3-73, TD; N. Gray 4-40; J. Watson 2-27; K. Hunt 2-16; C. Steele 1-(0)
- LAC** — L. McConkey 5-67, TD; J. Palmer 3-36; J. Dobbins 3-30; W. Dissly 2-24; Q. Johnston 1-9; S. Matlock 1-7; H. Hurst 1-6

**PASSING**

- KC** — P. Mahomes 29-19-245, TD, 1 INT
- LAC** — J. Herbert 27-16-179, TD, 0 INT

**INTERCEPTIONS**

- KC** — None
- LAC** — K. Fulton 1

**SACKS**

- KC** — C. Jones 2.0
- LAC** — B. Dupree 2.0; T. Dye 0.5; T. Still 0.5

**FIELD GOALS**

- KC** — H. Butker SH (37)
- LAC** — C. Dicker (50) 55WR





WEEK 5:

Chiefs 26, Saints 13

October 7, 2024 • GEHA Field at Arrowhead Stadium • 73,592



New Orleans Saints	0	7	0	6	—	13
Kansas City Chiefs	7	9	0	10	—	26

- KC** — K.Hunt 5 yd. run (H.Butker kick) (10-78, 5:25)
- KC** — H.Butker 26 yd. Field Goal (10-52, 4:47)
- NO** — R.Shaheed 43 yd. pass from D.Carr (B.Grupe kick) (7-74, 4:03)
- KC** — H.Butker 34 yd. Field Goal (15-64, 7:04)
- KC** — H.Butker 28 yd. Field Goal (9-55, 0:52)
- NO** — F.Moreau 6 yd. pass from D.Carr (kick failed, wl) (8-65, 2:27)
- KC** — X.Worthy 3 yd. run (H.Butker kick) (5-68, 2:20)
- KC** — H.Butker 38 yd. Field Goal (11-38, 6:29)

TEAM STATISTICS	SAINTS	CHIEFS
First Downs	14	28
Total Net Yards	220	460
Rushes/Net Yards	15/46	39/139
Net Passing	174	321
Pass Attempts/Completions	35/20	39/28
Had Intercepted	1	1
Sacked/Yards Lost	1/8	2/10
Punts/Average	4/49.8	1/56.0
Penalties/Yards	5/70	6/55
Fumbles/Lost	0/0	1/0
Possession Time	20:04	39:56

RUSHING

- KC** — K. Hunt 27-102, TD; P. Mahomes 6-22; C. Steele 5-12; X. Worthy 1-3, TD
- NO** — A. Kamara 11-26; J. Haener 2-11; J. Williams 2-9

RECEIVING

- KC** — J. Smith-Schuster 7-130; T. Kelce 9-70; M. Hardman 4-33; N. Gray 2-29; X. Worthy 3-25; S. Perine 1-24; K. Hunt 1-15; J. Fortson 1-5
- NO** — R. Shaheed 4-86, TD; A. Kamara 6-40; J. Johnson 5-31; F. Moreau 2-13, TD; C. Olave 2-10; M. Tipton 1-2

PASSING

- KC** — P. Mahomes 39-28-331, 0 TDs, 1 INT
- NO** — D. Carr 28-18-165, 2 TDs, 1 INT; J. Haener 7-2-17, 0 TDs, 0 INT

INTERCEPTIONS

- KC** — B. Cook 1
- NO** — K. Saunders 1

SACKS

- KC** — T. Wharton 1.0
- NO** — B. Bresee 1.0; C. Young 1.0

FIELD GOALS

- KC** — H. Butker (26) (34) (28) (38) 51RU
- NO** — None



WEEK 7:

Chiefs 28, 49ers 18

October 20, 2024 • Levi's Stadium • 71,309



Kansas City Chiefs	0	14	0	14	—	28
San Francisco 49ers	3	3	6	6	—	18

- SF** — A.Carlson 55 yd. Field Goal (4-22, 0:59)
- KC** — K.Hunt 1 yd. run (H.Butker kick) (7-70, 4:42)
- KC** — K.Hunt 6 yd. run (H.Butker kick) (7-30, 3:36)
- SF** — A.Carlson 24 yd. Field Goal (9-84, 1:39)
- SF** — B.Purdy 1 yd. run (kick failed, hlu) (7-23, 3:26)
- KC** — P.Mahomes 1 yd. run (H.Butker kick) (13-79, 6:43)
- KC** — M.Hardman 18 yd. run (H.Butker kick) (12-80, 6:20)
- SF** — B.Purdy 1 yd. run (pass failed) (8-65, 2:01)

TEAM STATISTICS	CHIEFS	49ERS
First Downs	22	19
Total Net Yards	329	310
Rushes/Net Yards	39/184	24/101
Net Passing	145	209
Pass Attempts/Completions	27/16	31/17
Had Intercepted	2	3
Sacked/Yards Lost	2/9	1/3
Punts/Average	3/59.7	4/48.3
Penalties/Yards	4/48	6/40
Fumbles/Lost	0/0	1/0
Possession Time	35:04	24:56

RUSHING

- KC** — K. Hunt 22-78, 2 TDs; P. Mahomes 5-39, TD; M. Hardman 2-38, TD; C. Steele 6-17; S. Perine 2-6; X. Worthy 1-5; J. Hicks 1-1
- SF** — J. Mason 14-58; B. Purdy 8-27, 2 TDs; K. Juszczyk 1-14; I. Guerendo 1-2

RECEIVING

- KC** — N. Gray 4-66; S. Perine 1-22; X. Worthy 3-19; T. Kelce 4-17; M. Hardman 1-17; J. Watson 1-8; K. Hunt 2-5
- SF** — G. Kittle 6-92; J. Cowing 2-50; B. Aiyuk 2-23; R. Pearsall 3-21; J. Mason 2-11; R. Bell 1-10; I. Guerendo 1-5

PASSING

- KC** — P. Mahomes 27-16-154, 0 TDs, 2 INT
- SF** — B. Purdy 31-17-212, 0 TDs, 3 INT

INTERCEPTIONS

- KC** — J. Hicks 1; J. Reid 1; C. Roland-Wallace 1
- SF** — K. Davis 1; D. Lenoir 1

SACKS

- KC** — G. Karlaftis 1.0
- SF** — L. Floyd 1.0; N. Bosa 0.5; M. Collins 0.5

FIELD GOALS

- KC** — None
- SF** — A. Carlson (55) (24)





WEEK 8:

# Chiefs 27, Raiders 20

October 27, 2024 • Allegiant Stadium • 62,533



<b>Kansas City Chiefs</b> .....	<b>7</b>	<b>10</b>	<b>0</b>	<b>10</b>	<b>-</b>	<b>27</b>
<b>Las Vegas Raiders</b> .....	<b>7</b>	<b>3</b>	<b>3</b>	<b>7</b>	<b>-</b>	<b>20</b>

- KC** — K.Hunt 1 yd. run (H.Butker kick) (9-70, 4:58)
- LV** — J.Meyers 7 yd. pass from G.Minshew (D.Carlson kick) (12-70, 7:23)
- LV** — D.Carlson 54 yd. Field Goal (10-50, 5:46)
- KC** — T.Kelce 5 yd. pass from P.Mahomes (H.Butker kick) (13-70, 8:16)
- KC** — H.Butker 42 yd. Field Goal (9-56, 0:54)
- LV** — D.Carlson 32 yd. Field Goal (10-14, 5:51)
- KC** — H.Butker 24 yd. Field Goal (19-87, 9:43)
- KC** — X.Worthy 9 yd. pass from P.Mahomes (H.Butker kick) (8-38, 3:01)
- LV** — D.Turner 11 yd. pass from G.Minshew (D.Carlson kick) (13-70, 2:56)

<b>TEAM STATISTICS</b>	<b>CHIEFS</b>	<b>RAIDERS</b>
First Downs .....	23	15
Total Net Yards .....	334	228
Rushes/Net Yards .....	29/82	21/33
Net Passing .....	252	195
Pass Attempts/Completions .....	38/27	30/24
Had Intercepted .....	1	0
Sacked/Yards Lost .....	1/10	5/14
Punts/Average .....	2/46.5	2/64.0
Penalties/Yards .....	8/55	5/32
Fumbles/Lost .....	1/0	1/1
Possession Time .....	32:30	27:30

### RUSHING

- KC** — K. Hunt 21-59, TD; P. Mahomes 6-17; C. Steele 2-6
- LV** — A. Mattison 14-15; T. Tucker 1-7; G. Minshew II 2-6; D. Turner 1-4; A. Abdullah 1-2; Z. White 2-(-1)

### RECEIVING

- KC** — T. Kelce 10-90, TD; X. Worthy 4-37, TD; J. Watson 3-33; S. Perine 2-30; D. Hopkins 2-29; N. Gray 3-23; M. Hardman 1-8; C. Steele 1-8; K. Hunt 1-4
- LV** — B. Bowers 5-58; J. Meyers 6-52, TD; A. Mattison 5-29; D. Turner 4-28, TD; T. Tucker 2-26; A. Abdullah 1-9; J. Shenker 1-7

### PASSING

- KC** — P. Mahomes 38-27-262, 2 TDs, 1 INT
- LV** — G. Minshew II 30-24-209, 2 TDs, 0 INT

### INTERCEPTIONS

- KC** — None
- LV** — T. Moehrig 1

### SACKS

- KC** — L. Chenal 1.0; G. Karlaftis 1.0; M. Pannel 1.0; D. Tranquill 1.0; T. Wharton 1.0
- LV** — T. Wilson 1.0

### FIELD GOALS

- KC** — H. Butker (42) (24)
- LV** — D. Carlson (54) (32)





WEEK 9:

Chiefs 30, Buccaneers 24

November 4, 2024 • GEHA Field at Arrowhead Stadium • 73,574



Tampa Bay Buccaneers .....	0	7	10	7	0	—	24
Kansas City Chiefs .....	3	7	0	14	6	—	30

- KC** — H. Butker 40 yd. Field Goal (8-33, 4:34) (10-70, 5:52)
- TB** — R. White 7 yd. run (C. McLaughlin kick) (11-70, 6:53)
- KC** — D. Hopkins 1 yd. pass from P. Mahomes (H. Butker kick) (11-70, 6:18)
- TB** — C. Otton 11 yd. pass from B. Mayfield (C. McLaughlin kick) (6-51, 3:24)
- TB** — C. McLaughlin 47 yd. Field Goal (8-30, 4:41)
- KC** — S. Perine 7 yd. pass from P. Mahomes (H. Butker kick) (12-70, 6:36)
- KC** — D. Hopkins 5 yd. pass from P. Mahomes (H. Butker kick) (15-78, 8:26)
- TB** — R. Miller 1 yd. pass from B. Mayfield (C. McLaughlin kick) (10-71, 1:49)
- KC** — K. Hunt 2 yd. run

TEAM STATISTICS	BUCCANEERS	CHIEFS
First Downs .....	17	28
Total Net Yards .....	284	384
Rushes/Net Yards .....	19/95	35/124
Net Passing .....	189	260
Pass Attempts/Completions .....	31/23	44/34
Had Intercepted .....	0	0
Sacked/Yards Lost .....	2/11	4/31
Punts/Average .....	5/43.2	4/42.8
Penalties/Yards .....	6/50	3/30
Fumbles/Lost .....	0/0	1/1
Possession Time .....	25:10	40:42

RUSHING

- KC** — K. Hunt 27-106, TD; S. Perine 1-10; C. Steele 3-9; P. Mahomes 2-9; X. Worthy 2-(-10)
- TB** — B. Irving 7-24; S. Shepard 2-21; B. Mayfield 4-20; R. White 3-19, TD; S. Tucker 3-11

RECEIVING

- KC** — T. Kelce 14-100; D. Hopkins 8-86, 2 TDs; J. Watson 3-43; S. Perine 4-25, TD; M. Hardman 3-17; K. Hunt 1-11; P. Hendershot 1-9
- TB** — C. Otton 8-77, TD; S. Shepard 4-48; T. Palmer 2-33; R. White 3-16; B. Irving 3-10; R. Jarrett 1-9; S. Tucker 1-6; R. Miller 1-1, TD

PASSING

- KC** — P. Mahomes 44-34-291, 3 TDs, 0 INT
- TB** — B. Mayfield 31-23-200, 2 TDs, 0 INT

INTERCEPTIONS

- KC** — None
- TB** — None

SACKS

- KC** — G. Karlaftis 1.0; F. Anudike-Uzomah 0.5; D. Tranquill 0.5
- TB** — C. Kancey 2.0; V. Vea 2.0

FIELD GOALS

- KC** — H. Butker (40)
- TB** — C. McLaughlin (47)



WEEK 10:

Chiefs 16, Broncos 14

November 10, 2024 • GEHA Field at Arrowhead Stadium • 73,704



Denver Broncos .....	0	14	0	0	—	14
Kansas City Chiefs .....	0	10	3	3	—	16

- DEN** — D. Vele 6 yd. pass from B. Nix (W. Lutz kick) (9-80, 4:40)
- KC** — H. Butker 36 yd. Field Goal (10-52, 5:18)
- DEN** — C. Sutton 32 yd. pass from B. Nix (W. Lutz kick) (5-70, 2:23)
- KC** — T. Kelce 2 yd. pass from P. Mahomes (H. Butker kick) (11-70, 4:55)
- KC** — H. Butker 28 yd. Field Goal (16-65, 7:16)
- KC** — H. Butker 20 yd. Field Goal (10-44, 4:43)

TEAM STATISTICS	BRONCOS	CHIEFS
First Downs .....	16	19
Total Net Yards .....	260	300
Rushes/Net Yards .....	23/78	19/57
Net Passing .....	182	243
Pass Attempts/Completions .....	30/22	42/28
Had Intercepted .....	0	0
Sacked/Yards Lost .....	2/33	4/23
Punts/Average .....	5/47.2	4/53.3
Penalties/Yards .....	6/35	3/10
Fumbles/Lost .....	1/0	0/0
Possession Time .....	26:39	33:21

RUSHING

- KC** — K. Hunt 14-35; P. Mahomes 3-19; C. Steele 2-3
- DEN** — A. Estime 14-53; M. Mims Jr. 3-17; J. McLaughlin 2-12; J. Williams 1-1; B. Nix 3-(-5)

RECEIVING

- KC** — K. Hunt 7-65; T. Kelce 8-64, TD; D. Hopkins 4-56; S. Perine 2-37; N. Gray 2-18; X. Worthy 1-11; J. Watson 2-6; P. Hendershot 1-6; M. Hardman 1-3
- DEN** — C. Sutton 6-70, TD; D. Vele 4-39, TD; A. Trautman 1-34; L. Humphrey 2-23; L. Krull 2-21; M. Mims Jr. 4-13; T. Franklin 1-9; J. Williams 2-6

PASSING

- KC** — P. Mahomes 42-28-266, TD, 0 INT
- DEN** — B. Nix 30-22-215, 2 TDs, 0 INT

INTERCEPTIONS

- KC** — None
- DEN** — None

SACKS

- KC** — N. Bolton 1.0; N. Johnson 1.0
- DEN** — Z. Allen 1.0; N. Bonitto 1.0; J. Cooper 1.0; J. Franklin-Myers 1.0

FIELD GOALS

- KC** — H. Butker (36) (28) (20)
- DEN** — W. Lutz 60 35B





WEEK 11:

Bills 30, Chiefs 21

November 17, 2024 • Highmark Stadium • 71,112



<b>Kansas City Chiefs</b> .....	0	14	0	7	—	21
<b>Buffalo Bills</b> .....	6	10	0	14	—	30

- BUF** — J.Cook 3 yd. run (kick failed, wr) (8-65, 4:15)
- KC** — X.Worthy 10 yd. pass from P.Mahomes (S.Shrader kick) (11-88, 5:27)
- BUF** — J.Cook 6 yd. run (T.Bass kick) (9-70, 4:45)
- KC** — N.Gray 2 yd. pass from P.Mahomes (S.Shrader kick) (9-40, 4:34)
- BUF** — T.Bass 33 yd. Field Goal (12-62, 2:51)
- BUF** — C.Samuel 12 yd. pass from J.Allen (T.Bass kick) (10-83, 6:03)
- KC** — N.Gray 1 yd. pass from P.Mahomes (S.Shrader kick) (10-70, 4:58)
- BUF** — J.Allen 26 yd. run (T.Bass kick) (12-70, 5:36)

TEAM STATISTICS	CHIEFS	BILLS
First Downs .....	19	24
Total Net Yards .....	259	366
Rushes/Net Yards .....	17/78	31/104
Net Passing .....	181	262
Pass Attempts/Completions .....	33/23	40/27
Had Intercepted .....	2	1
Sacked/Yards Lost .....	2/15	0/0
Punts/Average .....	4/48.3	3/42.0
Penalties/Yards .....	6/57	3/24
Fumbles/Lost .....	0/0	0/0
Possession Time .....	25:57	34:03

**RUSHING**

- KC** — K. Hunt 14-60; M. Hardman 1-9; X. Worthy 1-7; C. Steele 1-2
- BUF** — J. Allen 12-55, TD; J. Cook 9-20, 2 TDs; T. Johnson 5-18; R. Davis 5-11

**RECEIVING**

- KC** — X. Worthy 4-61, TD; D. Hopkins 3-29; J. Watson 2-26; N. Gray 4-23, 2 TDs; M. Hardman 2-12; P. Hendershot 1-11; T. Kelce 2-8; S. Perine 2-8; J. Smith-Schuster 1-8; M. Caliendo 1-5; C. Steele 1-5
- BUF** — K. Shakir 8-70; C. Samuel 5-58, TD; A. Cooper 2-55; D. Knox 4-40; M. Hollins 2-27; J. Cook 5-7; Z. Davidson 1-5

**PASSING**

- KC** — P. Mahomes 33-23-196, 3 TDs, 2 INT
- BUF** — J. Allen 40-27-262, TD, 1 INT

**INTERCEPTIONS**

- KC** — C. Conner 1
- BUF** — T. Bernard 1; T. Rapp 1

**SACKS**

- KC** — None
- BUF** — T. Bernard 1.0; V. Miller 1.0

**FIELD GOALS**

- KC** — None
- BUF** — T. Bass (33)



WEEK 12:

Chiefs 30, Panthers 27

November 24, 2024 • Bank of America Stadium • 73,216



<b>Kansas City Chiefs</b> .....	10	10	7	3	—	30
<b>Carolina Panthers</b> .....	3	6	7	11	—	27

- KC** — N.Gray 35 yd. pass from P.Mahomes (S.Shrader kick) (3-41, 1:25)
- CAR** — E.Pineiro 30 yd. Field Goal (8-58, 4:11)
- KC** — S.Shrader 25 yd. Field Goal (11-68, 6:45)
- CAR** — E.Pineiro 32 yd. Field Goal (8-57, 2:57)
- KC** — S.Shrader 41 yd. Field Goal (14-47, 7:18)
- KC** — N.Gray 11 yd. pass from P.Mahomes (S.Shrader kick) (14-92, 4:30)
- CAR** — E.Pineiro 29 yd. Field Goal (8-59, 0:44)
- CAR** — D.Moore 1 yd. pass from B.Young (E.Pineiro kick) (15-70, 8:34)
- KC** — D.Hopkins 3 yd. pass from P.Mahomes (S.Shrader kick) (10-75, 3:44)
- CAR** — E.Pineiro 33 yd. Field Goal (11-55, 5:05)
- CAR** — C.Hubbard 1 yd. run (C.Hubbard run) (5-49, 1:35)
- KC** — S.Shrader 31 yd. Field Goal (7-57, 1:46)

TEAM STATISTICS	CHIEFS	PANTHERS
First Downs .....	27	21
Total Net Yards .....	391	334
Rushes/Net Yards .....	26/165	21/85
Net Passing .....	226	249
Pass Attempts/Completions .....	37/27	35/21
Had Intercepted .....	0	0
Sacked/Yards Lost .....	5/43	2/14
Punts/Average .....	2/47.0	2/51.5
Penalties/Yards .....	10/91	9/53
Fumbles/Lost .....	1/0	1/0
Possession Time .....	32:16	27:44

**RUSHING**

- KC** — K. Hunt 16-68; P. Mahomes 5-60; M. Hardman 2-15; S. Perine 1-13; X. Worthy 1-5; C. Steele 1-4
- CAR** — C. Hubbard 16-58, TD; B. Young 3-20; J. Brooks 2-7

**RECEIVING**

- KC** — N. Gray 4-66, 2 TDs; T. Kelce 6-62; X. Worthy 4-46; D. Hopkins 5-35, TD; K. Hunt 3-19; J. Watson 1-15; S. Perine 2-11; C. Steele 1-9; J. Smith-Schuster 1-6
- CAR** — D. Moore 6-81, TD; A. Thielen 3-57; X. Legette 4-56; J. Sanders 3-49; D. Thompkins 3-13; T. Tremble 1-5; C. Hubbard 1-2

**PASSING**

- KC** — P. Mahomes 37-27-269, 3 TDs, 0 INT
- CAR** — B. Young 35-21-263, TD, 0 INT

**INTERCEPTIONS**

- KC** — None
- CAR** — None

**SACKS**

- KC** — M. Danna 1.0; N. Bolton 0.5; T. McDuffie 0.5
- CAR** — J. Clowney 1.5; J. Horn 1.0; J. Jewell 1.0; D. Wonnum 1.0; D. Williams 0.5

**FIELD GOALS**

- KC** — S. Shradler (25) (41) (31)
- CAR** — E. Piñeiro (30) (32) (29) (33)





WEEK 13:

Chiefs 19, Raiders 17

November 29, 2024 • GEHA Field at Arrowhead Stadium • 73,627



Las Vegas Raiders .....	0	3	7	7	—	17
Kansas City Chiefs .....	3	7	6	3	—	19

- KC** — M.Wright 25 yd. Field Goal (13-66, 4:54)
- LV** — D.Carlson 27 yd. Field Goal (10-83, 6:20)
- KC** — Ju.Watson 6 yd. pass from P.Mahomes (M.Wright kick) (7-53, 3:41)
- KC** — M.Wright 42 yd. Field Goal (7-47, 3:05)
- KC** — M.Wright 35 yd. Field Goal (7-38, 1:17)
- LV** — B.Bowers 33 yd. pass from A.O'Connell (D.Carlson kick) (2-26, 1:31)
- LV** — T.Tucker 58 yd. pass from A.O'Connell (D.Carlson kick) (2-69, 0:13)
- KC** — M.Wright 32 yd. Field Goal (11-56, 4:59)

TEAM STATISTICS	RAIDERS	CHIEFS
First Downs .....	20	18
Total Net Yards .....	434	329
Rushes/Net Yards .....	25/116	16/63
Net Passing .....	318	266
Pass Attempts/Completions .....	35/23	46/26
Had Intercepted .....	0	0
Sacked/Yards Lost .....	3/22	5/40
Punts/Average .....	3/46.7	5/43.4
Penalties/Yards .....	9/101	7/40
Fumbles/Lost .....	2/1	1/0
Possession Time .....	31:12	28:48

**RUSHING**

- KC** — I. Pacheco 7-44; K. Hunt 7-15; P. Mahomes 2-4
- LV** — S. McCormick 12-64; A. Abdullah 10-39; T. Tucker 1-11; B. Bowers 1-2; A. O'Connell 1-(0)

**RECEIVING**

- KC** — D. Hopkins 4-90; T. Kelce 7-68; N. Gray 4-58; X. Worthy 5-54; S. Perine 1-15; J. Smith-Schuster 1-10; J. Watson 1-6, TD; I. Pacheco 1-5; K. Hunt 2-(0)
- LV** — B. Bowers 10-140, TD; J. Meyers 6-97; T. Tucker 1-58, TD; D. Turner 1-25; A. Abdullah 2-14; M. Mayer 1-5; S. McCormick 2-1

**PASSING**

- KC** — P. Mahomes 46-26-306, TD, 0 INT
- LV** — A. O'Connell 35-23-340, 2 TDs, 0 INT

**INTERCEPTIONS**

- KC** — None
- LV** — None

**SACKS**

- KC** — C. Jones 2.0; G. Karlaftis 1.0
- LV** — K. Chaisson 1.5; Z. Carter 1.0; M. Crosby 1.0; A. Butler 0.5

**FIELD GOALS**

- KC** — M. Wright (25) (42) (35) (32) 59
- LV** — D. Carlson (27) SH 55WL SH







WEEK 1:

Chiefs 27, Ravens 20

September 5, 2024 • GEHA Field at Arrowhead Stadium • 73,611



<b>Baltimore Ravens</b> .....	<b>7</b>	<b>3</b>	<b>0</b>	<b>10</b>	<b>-</b>	<b>20</b>
<b>Kansas City Chiefs</b> .....	<b>7</b>	<b>6</b>	<b>7</b>	<b>7</b>	<b>-</b>	<b>27</b>

- BAL** — D. Henry 5 yd. run (J.Tucker kick) (11-70, 6:46)
- KC** — X.Worthy 21 yd. run (H.Butker kick) (5-67, 2:19)
- KC** — H.Butker 32 yd. Field Goal (4-1, 1:07)
- KC** — H.Butker 31 yd. Field Goal (8-38, 3:55)
- BAL** — J.Tucker 25 yd. Field Goal (10-44, 1:41)
- KC** — I.Pacheco 1 yd. run (H.Butker kick) (6-81, 3:32)
- BAL** — L.Likely 49 yd. pass from L.Jackson (J.Tucker kick) (7-80, 3:50)
- KC** — X.Worthy 35 yd. pass from P.Mahomes (H.Butker kick) (8-70, 4:22)
- BAL** — J.Tucker 32 yd. Field Goal (13-56, 5:31)

<b>TEAM STATISTICS</b>	<b>RAVENS</b>	<b>CHIEFS</b>
First Downs .....	25	21
Total Net Yards .....	452	353
Rushes/Net Yards .....	32/185	20/72
Net Passing .....	267	281
Pass Attempts/Completions .....	41/26	28/20
Had Intercepted .....	0	1
Sacked/Yards Lost .....	1/6	2/10
Punts/Average .....	2/37.5	3/48.0
Penalties/Yards .....	7/64	6/45
Fumbles/Lost .....	1/1	0/0
Possession Time .....	33:43	26:17

- RUSHING**
- KC** — I. Pacheco 15-45, TD; X. Worthy 1-21, TD; P. Mahomes 2-3; C. Steele 2-3
  - BAL** — L. Jackson 16-122; D. Henry 13-46, TD; Z. Flowers 2-14; J. Hill 1-3

- RECEIVING**
- KC** — B. Rice 7-103; X. Worthy 2-47, TD; N. Gray 3-37; T. Kelce 3-34; I. Pacheco 2-33; J. Watson 1-25; S. Perine 1-10; P. Mahomes 1-2
  - BAL** — L. Likely 9-111, TD; R. Bateman 2-53; J. Hill 6-52; Z. Flowers 6-37; M. Andrews 2-14; N. Agholor 1-6

- PASSING**
- KC** — P. Mahomes 28-20-291, TD, 1 INT
  - BAL** — L. Jackson 41-26-273, TD, 0 INT

- INTERCEPTIONS**
- KC** — None
  - BAL** — R. Smith 1

- SACKS**
- KC** — C. Jones 1.0
  - BAL** — D. Ojabo 1.0; N. Madubuike 0.5; T. Simpson 0.5

- FIELD GOALS**
- KC** — H. Butker (32) (31)
  - BAL** — J. Tucker 53WL (25) (32)



WEEK 2:

Chiefs 26, Bengals 25

September 15, 2024 • GEHA Field at Arrowhead Stadium • 73,558



<b>Cincinnati Bengals</b> .....	<b>3</b>	<b>13</b>	<b>6</b>	<b>3</b>	<b>-</b>	<b>25</b>
<b>Kansas City Chiefs</b> .....	<b>3</b>	<b>7</b>	<b>7</b>	<b>9</b>	<b>-</b>	<b>26</b>

- CIN** — E.McPherson 22 yd. Field Goal (10-66, 4:19)
- KC** — H.Butker 19 yd. Field Goal (16-69, 8:30)
- CIN** — A.Iosivas 4 yd. pass from J.Burrow (E.McPherson kick) (7-31, 3:15)
- KC** — B. Rice 44 yd. pass from P.Mahomes (H.Butker kick) (6-70, 3:14)
- CIN** — E.McPherson 33 yd. Field Goal (9-55, 4:31)
- CIN** — E.McPherson 48 yd. Field Goal (6-16, 1:28)
- KC** — W.Morris 1 yd. pass from P.Mahomes (H.Butker kick) (13-70, 6:39)
- CIN** — A.Iosivas 3 yd. pass from J.Burrow (kick failed, wr) (11-70, 6:05)
- KC** — C.Conner 38 yd. fumble return (pass failed)
- CIN** — E.McPherson 53 yd. Field Goal (8-33, 5:12)
- KC** — H.Butker 51 yd. Field Goal (9-43, 2:35)

<b>TEAM STATISTICS</b>	<b>BENGALS</b>	<b>CHIEFS</b>
First Downs .....	18	19
Total Net Yards .....	320	286
Rushes/Net Yards .....	22/74	32/149
Net Passing .....	246	137
Pass Attempts/Completions .....	36/23	25/18
Had Intercepted .....	0	2
Sacked/Yards Lost .....	3/12	2/14
Punts/Average .....	2/49.0	2/56.0
Penalties/Yards .....	8/79	4/44
Fumbles/Lost .....	3/1	1/1
Possession Time .....	31:29	28:31

- RUSHING**
- KC** — I. Pacheco 19-90; P. Mahomes 4-29; C. Steele 7-24; X. Worthy 1-5; T. Kelce 1-1
  - CIN** — Z. Moss 12-34; C. Brown 4-31; J. Burrow 6-9

- RECEIVING**
- KC** — B. Rice 5-75, TD; J. Watson 2-22; I. Pacheco 5-21; X. Worthy 2-17; J. Wiley 1-7; T. Kelce 1-5; S. Perine 1-3; W. Morris 1-1, TD
  - CIN** — M. Gesicki 7-91; J. Burton 1-47; J. Chase 4-35; E. All Jr. 4-32; D. Sample 3-28; Z. Moss 1-13; A. Iosivas 2-7, 2 TDs; T. Irwin 1-5

- PASSING**
- KC** — P. Mahomes 25-18-151, 2 TDs, 2 INT
  - CIN** — J. Burrow 36-23-258, 2 TDs, 0 INT

- INTERCEPTIONS**
- KC** — None
  - CIN** — A. Davis-Gaither 1; C. Taylor-Britt 1

- SACKS**
- KC** — C. Conner 1.0; G. Karlaftis 1.0; M. Danna 0.5; T. Wharton 0.5
  - CIN** — T. Hendrickson 2.0

- FIELD GOALS**
- KC** — H. Butker (19) (51)
  - CIN** — E. McPherson (22) (33) (48) (53)





WEEK 3:

Chiefs 22, Falcons 17

September 22, 2024 • Mercedes-Benz Stadium • 72,441



<b>Kansas City Chiefs</b> .....	<b>0</b>	<b>13</b>	<b>9</b>	<b>0</b>	<b>—</b>	<b>22</b>
<b>Atlanta Falcons</b> .....	<b>7</b>	<b>7</b>	<b>0</b>	<b>3</b>	<b>—</b>	<b>17</b>

**ATL** — D. London 14 yd. pass from K. Cousins (Y. Koo kick) (7-70, 3:53)  
**KC** — B. Rice 13 yd. pass from P. Mahomes (H. Butker kick) (13-79, 6:15)  
**ATL** — B. Robinson 1 yd. run (Y. Koo kick) (5-70, 2:08)  
**KC** — H. Butker 53 yd. Field Goal (7-34, 3:54)  
**KC** — H. Butker 44 yd. Field Goal (4-8, 0:26)  
**KC** — H. Butker 21 yd. Field Goal (11-67, 5:20)  
**KC** — J. Smith-Schuster 13 yd. pass from P. Mahomes (kick failed, hru) (11-80, 6:04)  
**ATL** — Y. Koo 54 yd. Field Goal (10-49, 3:24)

TEAM STATISTICS	CHIEFS	FALCONS
First Downs .....	22	19
Total Net Yards .....	345	311
Rushes/Net Yards .....	33/128	25/82
Net Passing .....	217	229
Pass Attempts/Completions .....	39/26	29/20
Had Intercepted .....	1	1
Sacked/Yards Lost .....	0/0	2/1
Punts/Average .....	3/48.3	3/54.0
Penalties/Yards .....	6/61	6/44
Fumbles/Lost .....	0/0	2/0
Possession Time .....	34:57	25:03

**RUSHING**  
**KC** — C. Steele 17-72; S. Perine 6-25; P. Mahomes 6-17; X. Worthy 3-13; R. Rice 1-1  
**ATL** — T. Allgeier 7-32; B. Robinson 16-31, TD; R. McCloud III 1-20; K. Cousins 1-(-1)

**RECEIVING**  
**KC** — B. Rice 12-110, TD; T. Kelce 4-30; J. Smith-Schuster 2-17, TD; X. Worthy 2-17; S. Perine 3-15; N. Gray 1-13; J. Watson 1-13; C. Steele 1-2  
**ATL** — D. London 6-67, TD; D. Mooney 8-66; K. Pitts 2-59; B. Robinson 2-21; R. McCloud III 2-17

**PASSING**  
**KC** — P. Mahomes 39-26-217, 2 TDs, 1 INT  
**ATL** — K. Cousins 29-20-230, TD, 1 INT

**INTERCEPTIONS**  
**KC** — C. Conner 1  
**ATL** — J. Simmons 1

**SACKS**  
**KC** — F. Anudike-Uzomah 1.0; M. Pennel 1.0  
**ATL** — None

**FIELD GOALS**  
**KC** — H. Butker (53) (44) (21)  
**ATL** — Y. Koo (54)



WEEK 4:

Chiefs 17, Chargers 10

September 29, 2024 • SoFi Stadium • 70,240



<b>Kansas City Chiefs</b> .....	<b>0</b>	<b>7</b>	<b>3</b>	<b>7</b>	<b>—</b>	<b>17</b>
<b>Los Angeles Chargers</b> .....	<b>10</b>	<b>0</b>	<b>0</b>	<b>0</b>	<b>—</b>	<b>10</b>

**LAC** — L. McConkey 7 yd. pass from J. Herbert (C. Dicker kick) (10-74, 6:36)  
**LAC** — C. Dicker 50 yd. Field Goal (4--12, 2:13)  
**KC** — X. Worthy 54 yd. pass from P. Mahomes (H. Butker kick) (1-54, 0:08)  
**KC** — H. Butker 37 yd. Field Goal (10-37, 5:20)  
**KC** — S. Perine 2 yd. run (H. Butker kick) (5-60, 2:12)

TEAM STATISTICS	CHIEFS	CHARGERS
First Downs .....	16	12
Total Net Yards .....	329	224
Rushes/Net Yards .....	26/101	24/55
Net Passing .....	228	169
Pass Attempts/Completions .....	29/19	27/16
Had Intercepted .....	1	0
Sacked/Yards Lost .....	3/17	2/10
Punts/Average .....	4/50.0	6/53.0
Penalties/Yards .....	5/40	9/51
Fumbles/Lost .....	1/1	2/0
Possession Time .....	29:08	30:52

**RUSHING**  
**KC** — K. Hunt 14-69; S. Perine 5-14, TD; P. Mahomes 5-12; C. Steele 2-6  
**LAC** — J. Dobbins 14-32; G. Edwards 6-19; Q. Johnston 1-4; J. Herbert 3-0

**RECEIVING**  
**KC** — T. Kelce 7-89; X. Worthy 3-73, TD; N. Gray 4-40; J. Watson 2-27; K. Hunt 2-16; C. Steele 1-0  
**LAC** — L. McConkey 5-67, TD; J. Palmer 3-36; J. Dobbins 3-30; W. Bissly 2-24; Q. Johnston 1-9; S. Matlock 1-7; H. Hurst 1-6

**PASSING**  
**KC** — P. Mahomes 29-19-245, TD, 1 INT  
**LAC** — J. Herbert 27-16-179, TD, 0 INT

**INTERCEPTIONS**  
**KC** — None  
**LAC** — K. Fulton 1

**SACKS**  
**KC** — C. Jones 2.0  
**LAC** — B. Dupree 2.0; T. Dye 0.5; T. Still 0.5

**FIELD GOALS**  
**KC** — H. Butker SH (37)  
**LAC** — C. Dicker (50) 55WR





WEEK 5:  
Chiefs 26, Saints 13

October 7, 2024 • GEHA Field at Arrowhead Stadium • 73,592



New Orleans Saints	0	7	0	6	—	13
Kansas City Chiefs	7	9	0	10	—	26

- KC — K.Hunt 5 yd. run (H.Butker kick) (10-78, 5:25)
- KC — H.Butker 26 yd. Field Goal (10-52, 4:47)
- NO — R.Shaheed 43 yd. pass from D.Carr (B.Grupe kick) (7-74, 4:05)
- KC — H.Butker 34 yd. Field Goal (15-64, 7:04)
- KC — H.Butker 28 yd. Field Goal (9-55, 0:52)
- NO — F.Moreau 6 yd. pass from D.Carr (kick failed, wl) (8-65, 2:27)
- KC — X.Worthy 3 yd. run (H.Butker kick) (5-68, 2:20)
- KC — H.Butker 38 yd. Field Goal (11-38, 6:29)

TEAM STATISTICS	SAINTS	CHIEFS
First Downs	14	28
Total Net Yards	220	460
Rushes/Net Yards	15/46	39/139
Net Passing	174	321
Pass Attempts/Completions	35/20	39/28
Had Intercepted	1	1
Sacked/Yards Lost	1/8	2/10
Punts/Average	4/49.8	1/56.0
Penalties/Yards	5/70	6/55
Fumbles/Lost	0/0	1/0
Possession Time	20:04	39:56

- RUSHING**
- KC — K. Hunt 27-102, TD; P. Mahomes 6-22; C. Steele 5-12; X. Worthy 1-3, TD
  - NO — A. Kamara 11-26; J. Haener 2-11; J. Williams 2-9
- RECEIVING**
- KC — J. Smith-Schuster 7-130; T. Kelce 9-70; M. Hardman 4-33; N. Gray 2-29; X. Worthy 3-25; S. Perine 1-24; K. Hunt 1-15; J. Fortson 1-5
  - NO — R. Shaheed 4-86, TD; A. Kamara 6-40; J. Johnson 5-31; F. Moreau 2-13, TD; C. Olave 2-10; M. Tipton 1-2
- PASSING**
- KC — P. Mahomes 39-28-331, 0 TDs, 1 INT
  - NO — D. Carr 28-18-165, 2 TDs, 1 INT; J. Haener 7-2-17, 0 TDs, 0 INT
- INTERCEPTIONS**
- KC — B. Cook 1
  - NO — K. Saunders 1
- SACKS**
- KC — T. Wharton 1.0
  - NO — B. Bresee 1.0; C. Young 1.0
- FIELD GOALS**
- KC — H. Butker (26) (34) (28) (38) 51RU
  - NO — None



WEEK 7:  
Chiefs 28, 49ers 18

October 20, 2024 • Levi's Stadium • 71,309



Kansas City Chiefs	0	14	0	14	—	28
San Francisco 49ers	3	3	6	6	—	18

- SF — A. Carlson 55 yd. Field Goal (4-22, 0:59)
- KC — K.Hunt 1 yd. run (H.Butker kick) (7-70, 4:42)
- KC — K.Hunt 6 yd. run (H.Butker kick) (7-30, 3:36)
- SF — A. Carlson 24 yd. Field Goal (9-84, 1:39)
- SF — B.Purdy 1 yd. run (kick failed, hlu) (7-23, 3:26)
- KC — P.Mahomes 1 yd. run (H.Butker kick) (13-79, 6:43)
- KC — M.Hardman 18 yd. run (H.Butker kick) (12-80, 6:20)
- SF — B.Purdy 1 yd. run (pass failed) (8-65, 2:01)

TEAM STATISTICS	CHIEFS	49ERS
First Downs	22	19
Total Net Yards	329	310
Rushes/Net Yards	39/184	24/101
Net Passing	145	209
Pass Attempts/Completions	27/16	31/17
Had Intercepted	2	3
Sacked/Yards Lost	2/9	1/3
Punts/Average	3/59.7	4/48.3
Penalties/Yards	4/48	6/40
Fumbles/Lost	0/0	1/0
Possession Time	35:04	24:56

- RUSHING**
- KC — K. Hunt 22-78, 2 TDs; P. Mahomes 5-39, TD; M. Hardman 2-38, TD; C. Steele 6-17; S. Perine 2-6; X. Worthy 1-5; J. Hicks 1-1
  - SF — J. Mason 14-58; B. Purdy 8-27, 2 TDs; K. Juszczyk 1-14; I. Guerendo 1-2
- RECEIVING**
- KC — N. Gray 4-66; S. Perine 1-22; X. Worthy 3-19; T. Kelce 4-17; M. Hardman 1-17; J. Watson 1-8; K. Hunt 2-5
  - SF — G. Kittle 6-92; J. Cowing 2-50; B. Aiyuk 2-23; R. Pearsall 3-21; J. Mason 2-11; R. Bell 1-10; I. Guerendo 1-5
- PASSING**
- KC — P. Mahomes 27-16-154, 0 TDs, 2 INT
  - SF — B. Purdy 31-17-212, 0 TDs, 3 INT
- INTERCEPTIONS**
- KC — J. Hicks 1; J. Reid 1; C. Roland-Wallace 1
  - SF — K. Davis 1; D. Lenoir 1
- SACKS**
- KC — G. Karlaftis 1.0
  - SF — L. Floyd 1.0; N. Bosa 0.5; M. Collins 0.5
- FIELD GOALS**
- KC — None
  - SF — A. Carlson (55) (24)



WEEK 8:  
Chiefs 27, Raiders 20

October 27, 2024 • Allegiant Stadium • 62,533



Kansas City Chiefs	7	10	0	10	—	27
Las Vegas Raiders	7	3	3	7	—	20

- KC — K.Hunt 1 yd. run (H.Butker kick) (9-70, 4:58)
- LV — J. Meyers 7 yd. pass from G.Minshew (D.Carlson kick) (12-70, 7:23)
- LV — D.Carlson 54 yd. Field Goal (10-50, 5:46)
- KC — T.Kelce 5 yd. pass from P.Mahomes (H.Butker kick) (13-70, 8:16)
- KC — H.Butker 42 yd. Field Goal (9-56, 0:54)
- LV — D.Carlson 32 yd. Field Goal (10-14, 5:51)
- KC — H.Butker 24 yd. Field Goal (19-87, 9:43)
- KC — X.Worthy 9 yd. pass from P.Mahomes (H.Butker kick) (8-38, 3:01)
- LV — D. Turner 11 yd. pass from G.Minshew (D.Carlson kick) (13-70, 2:56)

TEAM STATISTICS	CHIEFS	RAIDERS
First Downs	23	15
Total Net Yards	334	228
Rushes/Net Yards	29/82	21/33
Net Passing	252	195
Pass Attempts/Completions	38/27	30/24
Had Intercepted	1	0
Sacked/Yards Lost	1/10	5/14
Punts/Average	2/46.5	2/64.0
Penalties/Yards	8/55	5/32
Fumbles/Lost	1/0	1/1
Possession Time	32:30	27:30

- RUSHING**
- KC — K. Hunt 21-59, TD; P. Mahomes 6-17; C. Steele 2-6
  - LV — A. Mattison 14-15; T. Tucker 1-7; G. Minshew II 2-6; D. Turner 1-4; A. Abdullah 1-2; Z. White 2-(-1)
- RECEIVING**
- KC — T. Kelce 10-90, TD; X. Worthy 4-37, TD; J. Watson 3-33; S. Perine 2-30; D. Hopkins 2-29; N. Gray 3-23; M. Hardman 1-8; C. Steele 1-8; K. Hunt 1-4
  - LV — B. Bowers 5-58; J. Meyers 6-52, TD; A. Mattison 5-29; D. Turner 4-28, TD; T. Tucker 2-26; A. Abdullah 1-9; J. Shenker 1-7
- PASSING**
- KC — P. Mahomes 38-27-262, 2 TDs, 1 INT
  - LV — G. Minshew II 30-24-209, 2 TDs, 0 INT
- INTERCEPTIONS**
- KC — None
  - LV — T. Moehrig 1
- SACKS**
- KC — L. Chenal 1.0; G. Karlaftis 1.0; M. Pannel 1.0; D. Tranquill 1.0; T. Wharton 1.0
  - LV — T. Wilson 1.0
- FIELD GOALS**
- KC — H. Butker (42) (24)
  - LV — D. Carlson (54) (32)





WEEK 9:

Chiefs 30, Buccaneers 24

November 4, 2024 • GEHA Field at Arrowhead Stadium • 73,574



<b>Tampa Bay Buccaneers</b> .....	<b>0</b>	<b>7</b>	<b>10</b>	<b>7</b>	<b>0</b>	<b>—</b>	<b>24</b>
<b>Kansas City Chiefs</b> .....	<b>3</b>	<b>7</b>	<b>0</b>	<b>14</b>	<b>6</b>	<b>—</b>	<b>30</b>

- KC** — H. Butker 40 yd. Field Goal (8-33, 4:34) (10-70, 5:52)
- TB** — R. White 7 yd. run (C. McLaughlin kick) (11-70, 6:53)
- KC** — D. Hopkins 1 yd. pass from P. Mahomes (H. Butker kick) (11-70, 6:18)
- TB** — C. Otton 11 yd. pass from B. Mayfield (C. McLaughlin kick) (6-51, 3:24)
- TB** — C. McLaughlin 47 yd. Field Goal (8-30, 4:41)
- KC** — S. Perine 7 yd. pass from P. Mahomes (H. Butker kick) (12-70, 6:36)
- KC** — D. Hopkins 5 yd. pass from P. Mahomes (H. Butker kick) (15-78, 8:26)
- TB** — R. Miller 1 yd. pass from B. Mayfield (C. McLaughlin kick) (10-71, 1:49)
- KC** — K. Hunt 2 yd. run

- KC** — K. Hunt 27-106, TD; S. Perine 1-10; C. Steele 3-9; P. Mahomes 2-9; X. Worthy 2-(-10)
- TB** — B. Irving 7-24; S. Shepard 2-21; B. Mayfield 4-20; R. White 3-19, TD; S. Tucker 3-11
- KC** — T. Kelce 14-100; D. Hopkins 8-86, 2 TDs; J. Watson 3-43; S. Perine 4-25, TD; M. Hardman 3-17; K. Hunt 1-11; P. Hendershot 1-9
- TB** — C. Otton 8-77, TD; S. Shepard 4-48; T. Palmer 2-33; R. White 3-16; B. Irving 3-10; R. Jarrett 1-9; S. Tucker 1-6; R. Miller 1-1, TD

TEAM STATISTICS	BUCCANEERS	CHIEFS
First Downs .....	17	28
Total Net Yards .....	284	384
Rushes/Net Yards .....	19/95	35/124
Net Passing .....	189	260
Pass Attempts/Completions .....	31/23	44/34
Had Intercepted .....	0	0
Sacked/Yards Lost .....	2/11	4/31
Punts/Average .....	5/43.2	4/42.8
Penalties/Yards .....	6/50	3/30
Fumbles/Lost .....	0/0	1/1
Possession Time .....	25:10	40:42

- KC** — P. Mahomes 44-34-291, 3 TDs, 0 INT
- TB** — B. Mayfield 31-23-200, 2 TDs, 0 INT
- KC** — None
- TB** — None
- KC** — G. Karlaftis 1.0; F. Anudike-Uzomah 0.5; D. Tranquill 0.5
- TB** — C. Kancey 2.0; V. Vea 2.0
- KC** — H. Butker (40)
- TB** — C. McLaughlin (47)



WEEK 10:

Chiefs 16, Broncos 14

November 10, 2024 • GEHA Field at Arrowhead Stadium • 73,704



<b>Denver Broncos</b> .....	<b>0</b>	<b>14</b>	<b>0</b>	<b>0</b>	<b>—</b>	<b>14</b>
<b>Kansas City Chiefs</b> .....	<b>0</b>	<b>10</b>	<b>3</b>	<b>3</b>	<b>—</b>	<b>16</b>

- DEN** — D. Vele 6 yd. pass from B. Nix (W. Lutz kick) (9-80, 4:40)
- KC** — H. Butker 36 yd. Field Goal (10-52, 5:18)
- DEN** — C. Sutton 32 yd. pass from B. Nix (W. Lutz kick) (5-70, 2:23)
- KC** — T. Kelce 2 yd. pass from P. Mahomes (H. Butker kick) (11-70, 4:55)
- KC** — H. Butker 28 yd. Field Goal (16-65, 7:16)
- KC** — H. Butker 20 yd. Field Goal (10-44, 4:43)

- KC** — K. Hunt 14-35; P. Mahomes 3-19; C. Steele 2-3
- DEN** — A. Estime 14-53; M. Mims Jr. 3-17; J. McLaughlin 2-12; J. Williams 1-1; B. Nix 3-(-5)
- KC** — K. Hunt 7-65; T. Kelce 8-64, TD; D. Hopkins 4-56; S. Perine 2-37; N. Gray 2-18; X. Worthy 1-11; J. Watson 2-6; P. Hendershot 1-6; M. Hardman 1-3
- DEN** — C. Sutton 6-70, TD; D. Vele 4-39, TD; A. Trautman 1-34; L. Humphrey 2-23; L. Krull 2-21; M. Mims Jr. 4-13; T. Franklin 1-9; J. Williams 2-6

TEAM STATISTICS	BRONCOS	CHIEFS
First Downs .....	16	19
Total Net Yards .....	260	300
Rushes/Net Yards .....	23/78	19/57
Net Passing .....	182	243
Pass Attempts/Completions .....	30/22	42/28
Had Intercepted .....	0	0
Sacked/Yards Lost .....	2/33	4/23
Punts/Average .....	5/47.2	4/53.3
Penalties/Yards .....	6/35	3/10
Fumbles/Lost .....	1/0	0/0
Possession Time .....	26:39	33:21

- KC** — P. Mahomes 42-28-266, TD, 0 INT
- DEN** — B. Nix 30-22-215, 2 TDs, 0 INT
- KC** — None
- DEN** — None
- KC** — N. Bolton 1.0; N. Johnson 1.0
- DEN** — Z. Allen 1.0; N. Bonitto 1.0; J. Cooper 1.0; J. Franklin-Myers 1.0
- KC** — H. Butker (36) (28) (20)
- DEN** — W. Lutz 60 35B





WEEK 11:

Bills 30, Chiefs 21

November 17, 2024 • Highmark Stadium • 71,112



<b>Kansas City Chiefs</b> .....	<b>0</b>	<b>14</b>	<b>0</b>	<b>7</b>	<b>—</b>	<b>21</b>
<b>Buffalo Bills</b> .....	<b>6</b>	<b>10</b>	<b>0</b>	<b>14</b>	<b>—</b>	<b>30</b>

- BUF** — J. Cook 3 yd. run (kick failed, wr) (8-65, 4:15)
- KC** — X. Worthy 10 yd. pass from P. Mahomes (S. Shrader kick) (11-88, 3:27)
- BUF** — J. Cook 6 yd. run (T. Bass kick) (9-70, 4:45)
- KC** — N. Gray 2 yd. pass from P. Mahomes (S. Shrader kick) (9-40, 4:34)
- BUF** — T. Bass 33 yd. Field Goal (12-62, 2:51)
- BUF** — C. Samuel 12 yd. pass from J. Allen (T. Bass kick) (10-83, 6:03)
- KC** — N. Gray 1 yd. pass from P. Mahomes (S. Shrader kick) (10-70, 4:58)
- BUF** — J. Allen 26 yd. run (T. Bass kick) (12-70, 5:36)

TEAM STATISTICS	CHIEFS	BILLS
First Downs .....	19	24
Total Net Yards .....	259	366
Rushes/Net Yards .....	17/78	31/104
Net Passing .....	181	262
Pass Attempts/Completions .....	33/23	40/27
Had Intercepted .....	2	1
Sacked/Yards Lost .....	2/15	0/0
Punts/Average .....	4/48.3	3/42.0
Penalties/Yards .....	6/57	3/24
Fumbles/Lost .....	0/0	0/0
Possession Time .....	25:57	34:03

- KC** — K. Hunt 14-60; M. Hardman 1-9; X. Worthy 1-7; C. Steele 1-2
- BUF** — J. Allen 12-55, TD; J. Cook 9-20, 2 TDs; T. Johnson 5-18; R. Davis 5-11

- KC** — X. Worthy 4-61, TD; D. Hopkins 3-29; J. Watson 2-26; N. Gray 4-23, 2 TDs; M. Hardman 2-17; P. Hendershot 1-11; T. Kelce 7-8; S. Perine 2-8; J. Smith-Schuster 1-8; M. Calliando 1-5; C. Steele 1-5

- BUF** — K. Shakir 8-70; C. Samuel 5-58, TD; A. Cooper 2-55; D. Knox 4-40; M. Hollins 2-27; J. Cook 5-7; Z. Davidson 1-5

- KC** — P. Mahomes 33-23-196, 3 TDs, 2 INT
- BUF** — J. Allen 40-27-262, TD, 1 INT

- KC** — C. Conner 1
- BUF** — T. Bernard 1; T. Rapp 1

- KC** — None
- BUF** — T. Bernard 1.0; V. Miller 1.0

- KC** — None
- BUF** — T. Bass (33)



WEEK 12:

Chiefs 30, Panthers 27

November 24, 2024 • Bank of America Stadium • 73,216



<b>Kansas City Chiefs</b> .....	<b>10</b>	<b>10</b>	<b>7</b>	<b>3</b>	<b>—</b>	<b>30</b>
<b>Carolina Panthers</b> .....	<b>3</b>	<b>6</b>	<b>7</b>	<b>11</b>	<b>—</b>	<b>27</b>

- KC** — N. Gray 35 yd. pass from P. Mahomes (S. Shrader kick) (3-41, 1:25)
- CAR** — E. Pineiro 30 yd. Field Goal (8-58, 4:11)
- KC** — S. Shrader 25 yd. Field Goal (11-68, 6:45)
- CAR** — E. Pineiro 32 yd. Field Goal (8-57, 2:57)
- KC** — S. Shrader 41 yd. Field Goal (14-47, 7:18)
- KC** — N. Gray 11 yd. pass from P. Mahomes (S. Shrader kick) (14-92, 4:30)
- CAR** — E. Pineiro 29 yd. Field Goal (8-59, 0:44)
- CAR** — D. Moore 1 yd. pass from B. Young (E. Pineiro kick) (15-70, 8:34)
- KC** — D. Hopkins 3 yd. pass from P. Mahomes (S. Shrader kick) (10-75, 3:44)
- CAR** — E. Pineiro 33 yd. Field Goal (11-55, 5:05)
- CAR** — C. Hubbard 1 yd. run (C. Hubbard run) (5-49, 1:35)
- KC** — S. Shrader 31 yd. Field Goal (7-57, 1:46)

TEAM STATISTICS	CHIEFS	PANTHERS
First Downs .....	27	21
Total Net Yards .....	391	334
Rushes/Net Yards .....	26/165	21/85
Net Passing .....	226	249
Pass Attempts/Completions .....	37/27	35/21
Had Intercepted .....	0	0
Sacked/Yards Lost .....	5/43	2/14
Punts/Average .....	2/47.0	2/51.5
Penalties/Yards .....	10/91	9/53
Fumbles/Lost .....	1/0	1/0
Possession Time .....	32:16	27:44

- KC** — K. Hunt 16-68; P. Mahomes 5-60; M. Hardman 2-15; S. Perine 1-13; X. Worthy 1-5; C. Steele 1-4
- CAR** — C. Hubbard 16-58, TD; B. Young 3-20; J. Brooks 2-7

- KC** — N. Gray 4-66, 2 TDs; T. Kelce 6-62; X. Worthy 4-46; D. Hopkins 5-35, TD; K. Hunt 3-19; J. Watson 1-15; S. Perine 2-11; C. Steele 1-9; J. Smith-Schuster 1-6

- CAR** — D. Moore 6-81, TD; A. Thielen 3-57; X. Legette 4-56; J. Sanders 3-49; D. Thompson 3-13; T. Tremble 1-5; C. Hubbard 1-2

- KC** — P. Mahomes 37-27-269, 3 TDs, 0 INT
- CAR** — B. Young 35-21-263, TD, 0 INT

- KC** — None
- CAR** — None

- KC** — M. Danna 1.0; N. Bolton 0.5; T. McDuffie 0.5
- CAR** — J. Clowney 1.5; J. Horn 1.0; J. Jewell 1.0; D. Williams 0.5

- KC** — S. Shrader (25) (41) (31)
- CAR** — E. Pineiro (30) (32) (29) (33)



WEEK 13:

Chiefs 19, Raiders 17

November 29, 2024 • GEHA Field at Arrowhead Stadium • 73,627



<b>Las Vegas Raiders</b> .....	<b>0</b>	<b>3</b>	<b>7</b>	<b>7</b>	<b>—</b>	<b>17</b>
<b>Kansas City Chiefs</b> .....	<b>3</b>	<b>7</b>	<b>6</b>	<b>3</b>	<b>—</b>	<b>19</b>

- KC** — M. Wright 25 yd. Field Goal (13-66, 4:54)
- LV** — D. Carlson 27 yd. Field Goal (10-83, 6:20)
- KC** — J. Watson 6 yd. pass from P. Mahomes (M. Wright kick) (7-53, 3:41)
- KC** — M. Wright 42 yd. Field Goal (7-47, 3:05)
- KC** — M. Wright 35 yd. Field Goal (7-38, 1:17)
- LV** — B. Bowers 33 yd. pass from A. O'Connell (D. Carlson kick) (2-26, 1:31)
- LV** — T. Tucker 58 yd. pass from A. O'Connell (D. Carlson kick) (2-69, 0:13)
- KC** — M. Wright 32 yd. Field Goal (11-56, 4:59)

TEAM STATISTICS	RAIDERS	CHIEFS
First Downs .....	20	18
Total Net Yards .....	434	329
Rushes/Net Yards .....	25/116	16/63
Net Passing .....	318	266
Pass Attempts/Completions .....	35/23	46/26
Had Intercepted .....	0	0
Sacked/Yards Lost .....	3/22	5/40
Punts/Average .....	3/46.7	5/43.4
Penalties/Yards .....	9/101	7/40
Fumbles/Lost .....	2/1	1/0
Possession Time .....	31:12	28:48

- KC** — I. Pacheco 7-44; K. Hunt 7-15; P. Mahomes 2-4
- LV** — S. McCormick 12-64; A. Abdullah 10-39; T. Tucker 1-11; B. Bowers 1-2; A. O'Connell 1-0

- KC** — D. Hopkins 4-90; T. Kelce 7-68; N. Gray 4-58; X. Worthy 1-6, TD; S. Perine 1-15; J. Smith-Schuster 1-10; J. Watson 1-6, TD; I. Pacheco 1-5; K. Hunt 2-0

- LV** — B. Bowers 10-140, TD; J. Meyers 6-97; T. Tucker 1-58, TD; D. Turner 1-25; A. Abdullah 2-14; M. Mayer 1-5; S. McCormick 2-1

- KC** — P. Mahomes 46-26-306, TD, 0 INT
- LV** — A. O'Connell 35-23-340, 2 TDs, 0 INT

- KC** — None
- LV** — None

- KC** — C. Jones 2.0; G. Karlaftis 1.0
- LV** — K. Chaisson 1.5; Z. Carter 1.0; M. Crosby 1.0; A. Butler 0.5

- KC** — M. Wright (25) (42) (35) (32) 59
- LV** — D. Carlson (27) SH 55WL SH



# ***ROSTER INFO***



# ROSTER/ALPHABETICAL

NO.	NAME	POS	HT	WT	DOB	EXP	COLLEGE	HOMETOWN	HOW ACQ
97	Anudike-Uzomah, Felix	DE	6-4	255	1/24/2002	2	Kansas State	Kansas City, Mo.	D1-23
14	Araiza, Matt	P	6-1	200	5/16/2000	1	San Diego State	San Diego, Calif.	FA-24
32	Bolton, Nick	LB	5-11	237	3/10/2000	4	Missouri	Frisco, Texas	D2a-21
66	Caliendo, Mike	OL	6-4	301	10/21/1997	2	Western Michigan	Brookfield, Wis.	CFA-22
54	Chenal, Leo	LB	6-3	250	10/26/2000	3	Wisconsin	Grantsburg, Wis.	D3-22
43	Cochrane, Jack	LB	6-3	236	2/9/1999	3	South Dakota	Mount Vernon, Iowa	CFA-22
27	Conner, Chamarri	DB	6-0	202	7/11/2000	2	Virginia Tech	Jacksonville, Fla.	D4-23
6	Cook, Bryan	S	6-1	206	9/7/1999	3	Cincinnati	Cincinnati, Ohio	D2b-22
51	Danna, Mike	DE	6-2	257	12/4/1997	5	Michigan	Dearborn, Mich.	D5-20
75	Driskell, Ethan	T	6-8	313	6/29/2000	R	Marshall	Louisville, Ky.	CFA-24
25	Edwards-Helaire, Clyde	RB	5-7	207	4/11/1999	5	LSU	Baton Rouge, La.	D1-20
83	Gray, Noah	TE	6-3	240	4/30/1999	4	Duke	Leominster, Mass.	D5a-21
61	Hanson, C.J.	OL	6-5	300	3/3/2001	R	Holy Cross	Wyckoff, N.J.	D7-24
17	Hardman, Mecole	WR	5-10	187	3/12/1998	6	Georgia	Bowman, Ga.	T (NYJ)-23
94	Herring, Malik	DE	6-3	275	11/9/1997	4	Georgia	Forsyth, Ga.	CFA-21
21	Hicks, Jaden	DB	6-1	215	8/16/2002	R	Washington State	Las Vegas, Nev.	D4b-24
8	Hopkins, DeAndre	WR	6-1	212	6/6/1992	12	Clemson	Central, S.C.	T (TEN)-24
52	Humphrey, Creed	C	6-4	302	6/28/1999	4	Oklahoma	Shawnee, Okla.	D2b-21
70	Humphries, D.J.	OL	6-5	307	12/28/1993	9	Florida	Union, SC	D1-15
29	Hunt, Kareem	RB	5-11	216	8/6/1995	8	Toledo	Willoughby, Ohio	FA-24
13	Johnson, Nazeeh	CB	5-10	199	7/17/1998	3	Marshall	Martinsburg, W.V.	D7c-22
44	Jones, Cam	LB	6-2	227	10/21/1999	2	Indiana	Memphis, Tenn.	CFA-23
95	Jones, Chris	DT	6-6	310	7/3/1994	9	Mississippi State	Houston, Miss.	D2-16
56	Karlaftis, George	DE	6-4	263	4/3/2001	3	Purdue	West Lafayette, Ind.	D1b-22
87	Kelce, Travis	TE	6-5	250	10/5/1989	12	Cincinnati	Cleveland Heights, Ohio	D3a-13
15	Mahomes, Patrick	QB	6-2	225	9/17/1995	8	Texas Tech	Tyler, Texas	D1-17
22	McDuffie, Trent	CB	5-11	193	9/13/2000	3	Washington	Westminster, Calif.	D1a-22
64	Morris, Wanya	OL	6-6	307	10/10/2000	2	Oklahoma	Grayson, Ga.	D3-23
91	Nnadi, Derrick	DT	6-1	317	5/9/1996	7	Florida State	Virginia Beach, Va.	D3a-18
60	Nourzad, Hunter	OL	6-3	317	11/26/2000	R	Penn State	Marietta, Ga.	D5-24
90	Omenihu, Charles	DE	6-5	280	8/20/1997	6	Texas	Rowlett, Texas	FA-23
10	Pacheco, Isiah	RB	5-10	216	3/2/1999	3	Rutgers	Vineland, N.J.	D7b-22
69	Pennel, Mike	NT	6-4	330	5/9/1991	10	Colorado State-Pueblo	Aurora, Colo.	FA-23
34	Perine, Samaje	RB	5-11	235	9/16/1995	7	Oklahoma	Pflugerville, Texas	FA-24
20	Reid, Justin	S	6-1	207	2/15/1997	7	Stanford	Prairieville, La.	FA-22
30	Roland-Wallace, Chris	CB	5-11	202	11/23/2001	R	USC	Palmdale, Calif.	CFA-24
40	Shrader, Spencer	K	6-2	201	5/19/1999	R	Notre Dame	Lithia, FL	FA-24
65	Smith, Trey	G	6-6	321	6/16/1999	4	Tennessee	Jackson, Tenn.	D6-21
9	Smith-Schuster, Juju	WR	6-1	215	11/22/1996	7	USC	Long Beach, Calif.	FA-24
42	Steele, Carson	FB	6-0	228	10/1/2002	R	UCLA	Greenwood, Ind.	CFA-24
76	Suamataia, Kingsley	T	6-4	326	1/18/2003	R	BYU	Orem, Utah	D2-24
74	Taylor, Jawaan	T	6-5	330	11/25/1997	6	Florida	Cocoa, Fla.	FA-23
39	Taylor, Keith	CB	6-3	195	5/3/1999	3	Washington	Long Beach, Calif.	FA-23
62	Thuney, Joe	G	6-5	304	11/18/1992	9	North Carolina State	Centerville, Ohio	FA-21
23	Tranquill, Drue	LB	6-2	234	8/15/1995	6	Notre Dame	Fort Wayne, Ind.	FA-23
92	Tuipulotu, Marlon	DT	6-2	307	5/31/1999	3	USC	Independence, OR	FA-24
55	Uche, Joshua	DE	6-3	240	9/13/1998	5	Michigan	Miami, Fla.	T (NE) - 24
84	Watson, Justin	WR	6-2	215	4/4/1996	7	Pennsylvania	Bridgeville, PA	FA-22
11	Wentz, Carson	QB	6-5	237	12/30/1992	9	North Dakota State	Bismarck, N.D.	FA-24
98	Wharton, Tershawn	DT	6-1	280	6/25/1998	5	Missouri S&T	University City, Mo.	CFA-20
2	Williams, Joshua	CB	6-3	193	10/17/1999	3	Fayetteville State	Fayetteville, N.C.	D4-22
41	Winchester, James	LS	6-3	209	8/6/1989	10	Oklahoma	Washington, Okla.	FA-15
1	Worthy, Xavier	WR	5-11	165	4/27/2003	R	Texas	Fresno, Calif.	D1-24

## Practice Squad (17)

50	Bozeman, Swayze	LB	6-1	224	11/2/1998	R	Southern Mississippi	Flora, Miss.	CFA-24
26	Bush, Deon	S	6-0	200	8/14/1993	8	Miami (Fla.)	Miami, Fla.	FA-22
48	Christiansen, Cole	LB	6-1	230	7/30/1997	1	Army	Suffolk, Va.	FA-22
47	Cupp, Baylor	TE	6-6	243	5/10/2000	R	Texas Tech	Brock, Texas	CFA-24
85	Firkser, Anthony	TE	6-2	241	2/19/1995	6	Harvard	Manalapan, NJ	FA-24
72	Godrick, Chukwuebuka	T	6-5	293	10/11/2000	1		Lagos, Nigeria	FA-23
38	Ingram, Keaontay	RB	6-0	220	10/26/1999	3	USC	Carthage, Texas	FA-23
31	Jones, Nic	CB	6-0	189	10/15/2001	2	Ball State	Detroit, Mich.	D7-23
96	Lovett, Fabien	DT	6-3	316	12/5/1999	R	Florida State	Vicksburg, Miss.	CFA-24
19	Oladokun, Chris	QB	6-1	213	9/3/1997	1	South Dakota State	Tampa, Fla.	FA-22
81	Remigio, Nikko	WR	5-9	187	11/4/1999	1	Fresno State	Orange, Calif.	CFA-23
82	Ross, Justyn	WR	6-4	210	12/15/1999	3	Clemson	Phenix City, Ala.	CFA-22

# ROSTER/ALPHABETICAL

46	Rush, Darius	CB	6-2	198	2/22/2000	1	South Carolina	Kingstree, SC	FA-24
29	Scott, Eric	CB	6-2	202	8/7/1999	1	Southern Mississippi		
19	Thornton, Tyquan	WR	6-2	185	8/7/2000	3	Baylor	Miami, Fla.	FA-24
80	Washington, Montrell	WR	5-10	170	3/14/1999	3	Samford	Canton, Ga.	FA-23
49	Wright, Matthew	K	6-0	179	3/22/1996	3	Central Florida	Lancaster, Pa.	FA-24

## Practice Squad/Injured Reserve (1)

88	Hendershot, Peyton	TE	6-4	250	4/23/1999	3	Indiana	North Salem, Ind.	T (DAL) - 24
----	--------------------	----	-----	-----	-----------	---	---------	-------------------	--------------

## Reserve/Injured (8)

5	Brown, Hollywood	WR	5-9	180	6/4/1997	6	Oklahoma	Hollywood, Fla.	FA-24
7	Butker, Harrison	K	6-4	205	7/14/1995	8	Georgia Tech	Decatur, Ga.	FA-17
89	Fortson, Jody	TE	6-4	226	12/7/1995	4	Valdosta State	Buffalo, N.Y.	FA-24
70	Mettauer, McKade	G	6-3	307	7/19/2000	R	Oklahoma	The Woodlands, Texas	CFA-24
24	Moore, Skyy	WR	5-10	195	9/10/2000	3	Western Michigan	New Kensington, Pa.	D2a-22
4	Rice, Rashee	WR	6-1	204	4/22/2000	2	SMU	North Richland Hills, Texas	D2-23
35	Watson, Jaylen	CB	6-2	197	9/17/1998	3	Washington State	Augusta, Ga.	D7a-22
12	Wiley, Jared	TE	6-6	249	11/2/2000	R	TCU	Temple, Texas	D4a-24

## Reserve/Non-Football Injury (1)

53	Thompson, BJ	DE	6-6	243	3/23/1999	2	Stephen F. Austin	England, Ark.	D5-23
----	--------------	----	-----	-----	-----------	---	-------------------	---------------	-------

## COACHING STAFF

**HEAD COACH:** Andy Reid

### ASSISTANTS:

**OFFENSE:** Matt Nagy (Offensive Coordinator); Joe Bleymaier (Pass Game Coordinator); Porter Ellett (Asst. Running Backs); Connor Embree (Wide Receivers); David Girardi (Quarterbacks); Andy Heck (Offensive Line); Corey Matthaui (Asst. Offensive Line); Tom Melvin (Tight Ends); Todd Pinkston (Running Backs); Kevin Saxton (Offensive Asst.); Dan Williams (Offensive Quality Control/Asst. Quarterbacks).

**DEFENSE:** Steve Spagnuolo (Defensive Coordinator); Louie Addazio (Defensive Quality Control); Terry Bradden (Asst. Defensive Line); Joe Cullen (Defensive Line); Donald D'Alesio (Safeties); Brendan Daly (Linebackers); Dave Merritt (Defensive Backs); Alex Whittingham (Defensive Quality Control); Rod Wilson (Outside Linebackers).

**SPECIALISTS:** Dave Toub (Asst. Head Coach/Special Teams Coordinator); Andy Hill (Asst. Special Teams).

**MISCELLANEOUS:** Ryan Reynolds (Head Strength & Conditioning/Dir. of Sports Science); Greg Carbin (Asst. Strength & Conditioning); Nick Cassetta (Asst. Strength & Conditioning); Spencer Reid (Asst. Strength & Conditioning); Mike Frazier (Statistical Analysis Coordinator).



# ROSTER/NUMERICAL

NO.	NAME	POS	HT	WT	DOB	EXP	COLLEGE	HOMETOWN	HOW ACQ
1	Worthy, Xavier	WR	5-11	165	4/27/2003	R	Texas	Fresno, Calif.	D1-24
2	Williams, Joshua	CB	6-3	193	10/17/1999	3	Fayetteville State	Fayetteville, N.C.	D4-22
6	Cook, Bryan	S	6-1	206	9/7/1999	3	Cincinnati	Cincinnati, Ohio	D2b-22
8	Hopkins, DeAndre	WR	6-1	212	6/6/1992	12	Clemson	Central, S.C.	T (TEN)-24
9	Smith-Schuster, Juju	WR	6-1	215	11/22/1996	7	USC	Long Beach, Calif.	FA-24
10	Pacheco, Isiah	RB	5-10	216	3/2/1999	3	Rutgers	Vineland, N.J.	D7b-22
11	Wentz, Carson	QB	6-5	237	12/30/1992	9	North Dakota State	Bismarck, N.D.	FA-24
13	Johnson, Nazeeh	CB	5-10	199	7/17/1998	3	Marshall	Martinsburg, W.V.	D7c-22
14	Araiza, Matt	P	6-1	200	5/16/2000	1	San Diego State	San Diego, Calif.	FA-24
15	Mahomes, Patrick	QB	6-2	225	9/17/1995	8	Texas Tech	Tyler, Texas	D1-17
17	Hardman, Mecole	WR	5-10	187	3/12/1998	6	Georgia	Bowman, Ga.	T (NYJ)-23
20	Reid, Justin	S	6-1	207	2/15/1997	7	Stanford	Prairieville, La.	FA-22
21	Hicks, Jaden	DB	6-1	215	8/16/2002	R	Washington State	Las Vegas, Nev.	D4b-24
22	McDuffie, Trent	CB	5-11	193	9/13/2000	3	Washington	Westminster, Calif.	D1a-22
23	Tranquill, Drue	LB	6-2	234	8/15/1995	6	Notre Dame	Fort Wayne, Ind.	FA-23
25	Edwards-Helaire, Clyde	RB	5-7	207	4/11/1999	5	LSU	Baton Rouge, La.	D1-20
27	Conner, Chamarri	DB	6-0	202	7/11/2000	2	Virginia Tech	Jacksonville, Fla.	D4-23
29	Hunt, Kareem	RB	5-11	216	8/6/1995	8	Toledo	Willoughby, Ohio	FA-24
30	Roland-Wallace, Chris	CB	5-11	202	11/23/2001	R	USC	Palmdale, Calif.	CFA-24
32	Bolton, Nick	LB	5-11	237	3/10/2000	4	Missouri	Frisco, Texas	D2a-21
34	Perine, Samaje	RB	5-11	235	9/16/1995	7	Oklahoma	Pflugerville, Texas	FA-24
39	Taylor, Keith	CB	6-3	195	5/3/1999	3	Washington	Long Beach, Calif.	FA-23
40	Shrader, Spencer	K	6-2	201	5/19/1999	R	Notre Dame	Lithia, FL	FA-24
41	Winchester, James	LS	6-3	209	8/6/1989	10	Oklahoma	Washington, Okla.	FA-15
42	Steele, Carson	FB	6-0	228	10/1/2002	R	UCLA	Greenwood, Ind.	CFA-24
43	Cochrane, Jack	LB	6-3	236	2/9/1999	3	South Dakota	Mount Vernon, Iowa	CFA-22
44	Jones, Cam	LB	6-2	227	10/21/1999	2	Indiana	Memphis, Tenn.	CFA-23
51	Danna, Mike	DE	6-2	257	12/4/1997	5	Michigan	Detroit, Mich.	D5-20
52	Humphrey, Creed	C	6-4	302	6/28/1999	4	Oklahoma	Shawnee, Okla.	D2b-21
54	Chenal, Leo	LB	6-3	250	10/26/2000	3	Wisconsin	Grantsburg, Wis.	D3-22
55	Uche, Joshua	DE	6-3	240	9/13/1998	5	Michigan	Miami, Fla.	T (NE) - 24
56	Karlaftis, George	DE	6-4	263	4/3/2001	3	Purdue	West Lafayette, Ind.	D1b-22
60	Nourzad, Hunter	OL	6-3	317	11/26/2000	R	Penn State	Marietta, Ga.	D5-24
61	Hanson, C.J.	OL	6-5	300	3/3/2001	R	Holy Cross	Wyckoff, N.J.	D7-24
62	Thuney, Joe	G	6-5	304	11/18/1992	9	North Carolina State	Centerville, Ohio	FA-21
64	Morris, Wanya	OL	6-6	307	10/10/2000	2	Oklahoma	Grayson, Ga.	D3-23
65	Smith, Trey	G	6-6	321	6/16/1999	4	Tennessee	Jackson, Tenn.	D6-21
66	Caliendo, Mike	OL	6-4	301	10/21/1997	2	Western Michigan	Brookfield, Wis.	CFA-22
69	Pennel, Mike	NT	6-4	330	5/9/1991	10	Colorado State-Pueblo	Aurora, Colo.	FA-23
70	Humphries, D.J.	OL	6-5	307	12/28/1993	9	Florida	Union, SC	D1-15
74	Taylor, Jawaan	T	6-5	330	11/25/1997	6	Florida	Cocoa, Fla.	FA-23
75	Driskell, Ethan	T	6-8	313	6/29/2000	R	Marshall	Louisville, Ky.	CFA-24
76	Suamataia, Kingsley	T	6-4	326	1/18/2003	R	BYU	Orem, Utah	D2-24
83	Gray, Noah	TE	6-3	240	4/30/1999	4	Duke	Leominster, Mass.	D5a-21
84	Watson, Justin	WR	6-2	215	4/4/1996	7	Pennsylvania	Bridgeville, PA	FA-22
87	Kelce, Travis	TE	6-5	250	10/5/1989	12	Cincinnati	Cleveland Heights, Ohio	D3a-13
90	Omenihu, Charles	DE	6-5	280	8/20/1997	6	Texas	Rowlett, Texas	FA-23
91	Nnadi, Derrick	DT	6-1	317	5/9/1996	7	Florida State	Virginia Beach, Va.	D3a-18
92	Tuipulotu, Marlon	DT	6-2	307	5/31/1999	3	USC	Independence, OR	FA-24
94	Herring, Malik	DE	6-3	275	11/9/1997	4	Georgia	Forsyth, Ga.	CFA-21
95	Jones, Chris	DT	6-6	310	7/3/1994	9	Mississippi State	Houston, Miss.	D2-16
97	Anudike-Uzomah, Felix	DE	6-4	255	1/24/2002	2	Kansas State	Kansas City, Mo.	D1-23
98	Wharton, Tereshawn	DT	6-1	280	6/25/1998	5	Missouri S&T	University City, Mo.	CFA-20

## Practice Squad (17)

19	Oladokun, Chris	QB	6-1	213	9/3/1997	1	South Dakota State	Tampa, Fla.	FA-22
19	Thornton, Tyquan	WR	6-2	185	8/7/2000	3	Baylor	Miami, Fla.	FA-24
26	Bush, Deon	S	6-0	200	8/14/1993	8	Miami (Fla.)	Miami, Fla.	FA-22
29	Scott, Eric	CB	6-2	202	8/7/1999	1	Southern Mississippi		
31	Jones, Nic	CB	6-0	189	10/15/2001	2	Ball State	Detroit, Mich.	D7-23
38	Ingram, Keaontay	RB	6-0	220	10/26/1999	3	USC	Carthage, Texas	FA-23
46	Rush, Darius	CB	6-2	198	2/22/2000	1	South Carolina	Kingstree, SC	FA-24
47	Cupp, Baylor	TE	6-6	243	5/10/2000	R	Texas Tech	Brock, Texas	CFA-24
48	Christiansen, Cole	LB	6-1	230	7/30/1997	1	Army	Suffolk, Va.	FA-22
49	Wright, Matthew	K	6-0	179	3/22/1996	3	Central Florida	Lancaster, Pa.	FA-24
50	Bozeman, Swayze	LB	6-1	224	11/2/1998	R	Southern Mississippi	Flora, Miss.	CFA-24
72	Godrick, Chukwuebuka	T	6-5	293	10/11/2000	1		Lagos, Nigeria	FA-23

# ROSTER/NUMERICAL

80	Washington, Montrell	WR	5-10	170	3/14/1999	3	Samford	Canton, Ga.	FA-23
81	Remigio, Nikko	WR	5-9	187	11/4/1999	1	Fresno State	Orange, Calif.	CFA-23
82	Ross, Justyn	WR	6-4	210	12/15/1999	3	Clemson	Phenix City, Ala.	CFA-22
85	Firkser, Anthony	TE	6-2	241	2/19/1995	6	Harvard	Manalapan, NJ	FA-24
96	Lovett, Fabien	DT	6-3	316	12/5/1999	R	Florida State	Vicksburg, Miss.	CFA-24

## Practice Squad/Injured Reserve (1)

88	Hendershot, Peyton	TE	6-4	250	4/23/1999	3	Indiana	North Salem, Ind.	T (DAL) - 24
----	--------------------	----	-----	-----	-----------	---	---------	-------------------	--------------

## Reserve/Injured (8)

4	Rice, Rashee	WR	6-1	204	4/22/2000	2	SMU	North Richland Hills, Texas	D2-23
5	Brown, Hollywood	WR	5-9	180	6/4/1997	6	Oklahoma	Hollywood, Fla.	FA-24
7	Butker, Harrison	K	6-4	205	7/14/1995	8	Georgia Tech	Decatur, Ga.	FA-17
12	Wiley, Jared	TE	6-6	249	11/2/2000	R	TCU	Temple, Texas	D4a-24
24	Moore, Skyy	WR	5-10	195	9/10/2000	3	Western Michigan	New Kensington, Pa.	D2a-22
35	Watson, Jaylen	CB	6-2	197	9/17/1998	3	Washington State	Augusta, Ga.	D7a-22
70	Mettauer, McKade	G	6-3	307	7/19/2000	R	Oklahoma	The Woodlands, Texas	CFA-24
89	Fortson, Jody	TE	6-4	226	12/7/1995	4	Valdosta State	Buffalo, N.Y.	FA-24

## Reserve/Non-Football Injury (1)

53	Thompson, BJ	DE	6-6	243	3/23/1999	2	Stephen F. Austin	England, Ark.	D5-23
----	--------------	----	-----	-----	-----------	---	-------------------	---------------	-------

## COACHING STAFF

**HEAD COACH:** Andy Reid

### ASSISTANTS:

**OFFENSE:** Matt Nagy (Offensive Coordinator); Joe Bleymaier (Pass Game Coordinator); Porter Ellett (Asst. Running Backs); Connor Embree (Wide Receivers); David Girardi (Quarterbacks); Andy Heck (Offensive Line); Corey Matthaui (Asst. Offensive Line); Tom Melvin (Tight Ends); Todd Pinkston (Running Backs); Kevin Saxton (Offensive Asst.); Dan Williams (Offensive Quality Control/Asst. Quarterbacks).

**DEFENSE:** Steve Spagnuolo (Defensive Coordinator); Louie Addazio (Defensive Quality Control); Terry Bradden (Asst. Defensive Line); Joe Cullen (Defensive Line); Donald D'Alesio (Safeties); Brendan Daly (Linebackers); Dave Merritt (Defensive Backs); Alex Whittingham (Defensive Quality Control); Rod Wilson (Outside Linebackers).

**SPECIALISTS:** Dave Toub (Asst. Head Coach/Special Teams Coordinator); Andy Hill (Asst. Special Teams).

**MISCELLANEOUS:** Ryan Reynolds (Head Strength & Conditioning/Dir. of Sports Science); Greg Carbin (Asst. Strength & Conditioning); Nick Cassetta (Asst. Strength & Conditioning); Spencer Reid (Asst. Strength & Conditioning); Mike Frazier (Statistical Analysis Coordinator).

# ROSTER/POSITIONAL

## 2024 KANSAS CITY CHIEFS POSITION-BY-POSITION ROSTER (as of December 3, 2024)

### QUARTERBACKS (2)

11 Wentz, Carson ..... QB

15 Mahomes, Patrick ..... QB

### RUNNING BACKS (5)

10 Pacheco, Isiah ..... RB

25 Edwards-Helaire, Clyde ..... RB

29 Hunt, Kareem ..... RB

34 Perine, Samaje ..... RB

42 Steele, Carson ..... FB

### WIDE RECEIVERS (5)

1 Worthy, Xavier ..... WR

8 Hopkins, DeAndre ..... WR

9 Smith-Schuster, Juju ..... WR

17 Hardman, Mecole ..... WR

84 Watson, Justin ..... WR

### TIGHT ENDS (2)

83 Gray, Noah ..... TE

87 Kelce, Travis ..... TE

### OFFENSIVE LINE (11)

52 Humphrey, Creed ..... C

60 Nourzad, Hunter ..... OL

61 Hanson, C.J. .... OL

62 Thuney, Joe ..... G

64 Morris, Wanya ..... OL

65 Smith, Trey ..... G

66 Caliendo, Mike ..... OL

70 Humphries, D.J. .... OL

74 Taylor, Jawaan ..... T

75 Driskell, Ethan ..... T

76 Suamataia, Kingsley ..... T

### LINEBACKERS (5)

23 Tranquill, Drue ..... LB

32 Bolton, Nick ..... LB

43 Cochrane, Jack ..... LB

44 Jones, Cam ..... LB

54 Chenal, Leo ..... LB

### DEFENSIVE BACKS (9)

2 Williams, Joshua ..... CB

6 Cook, Bryan ..... S

13 Johnson, Nazeeh ..... CB

20 Reid, Justin ..... S

21 Hicks, Jaden ..... DB

22 McDuffie, Trent ..... CB

27 Conner, Chamarri ..... DB

30 Roland-Wallace, Chris ..... CB

39 Taylor, Keith ..... CB

### DEFENSIVE LINE (11)

51 Danna, Mike ..... DE

55 Uche, Joshua ..... DE

56 Karlaftis, George ..... DE

69 Pannel, Mike ..... NT

90 Omenihu, Charles ..... DE

91 Nnadi, Derrick ..... DT

92 Tuipulotu, Marlon ..... DT

94 Herring, Malik ..... DE

95 Jones, Chris ..... DT

97 Anudike-Uzomah, Felix ..... DE

98 Wharton, Tershawn ..... DT

### SPECIALISTS (3)

14 Araiza, Matt ..... P

40 Shrader, Spencer ..... K

41 Winchester, James ..... LS

# ROSTER/DEPTH CHART

(As of December 3, 2024)

## OFFENSE

<b>WR</b>	1 <u>Xavier Worthy</u>	9 Juju Smith-Schuster	70 D.J. Humphries
<b>LT</b>	64 Wanya Morris	76 <u>Kingsley Suamataia</u>	61 <u>C.J. Hanson</u>
<b>LG</b>	62 Joe Thuney	66 Mike Caliendo	66 Mike Caliendo
<b>C</b>	52 Creed Humphrey	60 <u>Hunter Nourzad</u>	60 <u>Hunter Nourzad</u>
<b>RG</b>	65 Trey Smith	61 <u>C.J. Hanson</u>	64 Wanya Morris
<b>RT</b>	74 Jawaan Taylor	75 <u>Ethan Driskell</u>	88 Peyton Hendershot
<b>TE</b>	87 Travis Kelce	83 Noah Gray	
<b>QB</b>	15 Patrick Mahomes	11 Carson Wentz	
<b>RB</b>	29 Kareem Hunt	34 Samaje Perine	25 Clyde Edwards-Helaire
<b>FB</b>	42 <u>Carson Steele</u>		
<b>WR</b>	8 DeAndre Hopkins	84 Justin Watson	17 Mecole Hardman

## DEFENSE

<b>DE</b>	56 George Karlaftis	94 Malik Herring	99 Cameron Thomas
<b>DT</b>	95 Chris Jones	91 Derrick Nnadi	92 Marlon Tuipulotu
<b>DT</b>	98 Tershawn Wharton	69 Mike Pannel	
<b>DE</b>	51 Mike Danna	97 Felix Anudike-Uzomah	55 Joshua Uche
<b>LB</b>	32 Nick Bolton	43 Jack Cochrane	
<b>LB</b>	23 Drue Tranquill	43 Jack Cochrane	
<b>LB</b>	54 Leo Chenal	44 Cam Jones	
<b>CB</b>	22 Trent McDuffie	13 Nazeeh Johnson	
<b>CB</b>	2 Joshua Williams	39 Keith Taylor	
<b>S</b>	20 Justin Reid	21 <u>Jaden Hicks</u>	30 <u>Chris Roland-Wallace</u>
<b>S</b>	6 Bryan Cook	27 Chamarri Conner	

## SPECIALISTS

<b>K</b>	40 <u>Spencer Shrader</u>	
<b>H</b>	14 Matt Araiza	
<b>P</b>	14 Matt Araiza	
<b>LS</b>	41 James Winchester	
<b>PR</b>	1 <u>Xavier Worthy</u>	17 Mecole Hardman
<b>KR</b>	17 Mecole Hardman	42 <u>Carson Steele</u>

## PRONUNCIATION GUIDE

Felix Anudike-Uzomah	ANN-you-DEE-kay ew-ZAH-muh	Wanya Morris	WAHN-yay
Matt Araiza	uh-RIZE-uh	Derrick Nnadi	NAH-dee
Mike Caliendo	cali-en-DOE	Hunter Nourzad	NOR-zad
Leo Chenal	shuh-NELL	Mike Pannel	puh-NELL
Jack Cochrane	kok-ruh n	Samaje Perine	suh-MAH-jay PEE-rine
Chamarri Conner	chuh-MAR-ee	Spencer Shrader	Sh-RAID-err
Mike Danna	DAN-ah	Kingsley Suamataia	SUA-ma-TAIA
Clyde Edwards-Helaire	ee-LAIR	Joe Thuney	TOO-nee
Mecole Hardman	MUH-cole	Marlon Tuipulotu	TOO-ee-poo-LOE-too
Nazeeh Johnson	nah-ZEE	Joshua Uche	OO-shay
Travis Kelce	KEL-see	Tershawn Wharton	WAR-ton

# ROSTER/HOW BUILT

## 2024 KANSAS CITY CHIEFS HOW BUILT (as of December 3, 2024)

YEAR	DRAFTEES (14)	FREE AGENTS (13)	COLLEGE FREE AGENTS (0)	TRADES/WAIVERS (1)	PRACTICE SQUAD (0)	SUP. DRAFT (0)
2013	TE Travis Kelce (3)					
2015	OL D.J. Humphries (1)	LS James Winchester (FA-15)				
2016	DT Chris Jones (2)					
2017	QB Patrick Mahomes (1)	RB Kareem Hunt (FA-24) WR Juju Smith-Schuster (FA-24)				
2018	DT Derrick Nnadi (3)					
2020	RB Clyde Edwards-Helaire (1)					
2022	DE George Karlaftis (-1) CB Trent McDuffie (1a)	S Justin Reid (FA-22)				
2023	DE Felix Anudike-Uzomah (1) OL Wanya Morris (3) DB Chamarri Conner (4)	T Jawaan Taylor (FA-23) CB Keith Taylor (FA-23)		WR Mecole Hardman (T NY) -23)		
2024	WR Xavier Worthy (1) T Kingsley Suamataia (2) OL Hunter Nourzad (5)	P Matt Araiza (FA-24) T Ethan Driskell (CFA-24) RB Samaje Perine (FA-24) CB Chris Roland-Wallace (CFA-24) K Spencer Shrader (FA-24) FB Carson Steele (CFA-24) DT Marlon Tuipulotu (FA-24)				

# ROSTER/TRANSACTIONS - V2

DATE	POS.	PLAYER	TRANSACTION	POS.	PLAYER	TRANSACTION
11/28	DE	Charles Omenihu	Activated from Reserve/Injured	RB	Isiah Pacheco	Activated from Reserve/Injured
	TE	Anthony Firkser	Activated	K	Matthew Wright	Activated
11/26	TE	Baylor Cupp	Restored to Practice Squad	K	Matthew Wright	Signed to Practice Squad
	TE	Peyton Hendershot	Placed on Reserve/Injured	T	Lucas Niang	Terminated Contract
	DE	Truman Jones	Terminated Contract	DE	Truman Jones	Terminated Contract
	DE	Cameron Thomas	Waived			
11/25	T	D.J. Humphries	Signed to Active Roster			
11/19	WR	Cornell Powell	Terminated Contract	WR	Tyquan Thornton	Signed to Practice Squad
11/15	K	Harrison Butker	Placed on Reserve/Injured			
11/6	LB	Cole Christiansen	Signed to Practice Squad	RB	Emani Bailey	Terminated Contract
11/5	LB	Cole Christiansen	Released			
11/2	TE	Peyton Hendershot	Signed to Active Roster	TE	Jared Wiley	Placed on Reserve/Injured
10/28	DE	Joshua Uche	Acquired by Trade	TE	Jody Fortson	Placed on Reserve/Injured
10/22	CB	Keith Taylor Jr.	Signed to Active Roster	QB	Chris Oladokun	Signed to Practice Squad
	WR	Cornell Powell	Signed to Practice Squad	CB	Jaylen Watson	Placed on Reserve/Injured
	QB	Bailey Zappe	Signed to the Cleveland Browns Active Roster			
10/15	RB	Clyde Edwards-Helaire	Activated			
10/4	TE	Jody Fortson	Signed to Active Roster			
10/3	WR	Rashee Rice	Placed on Reserve/Injured			
9/26	TE	Jody Fortson	Signed to Practice Squad	TE	Baylor Cupp	Placed on Practice Squad; Injured
9/25	RB	Keaontay Ingram	Signed to Practice Squad			
9/24	RB	Keaontay Ingram	Waived	RB	Kareem Hunt	Signed to Active Roster
9/18	LB	Cole Christiansen	Signed to Active Roster	RB	Keaontay Ingram	Signed to Active Roster
	TE	Peyton Hendershot	Signed to Practice Squad	RB	Kareem Hunt	Signed to Practice Squad
	RB	Isiah Pacheco	Placed on Reserve/Injured			
9/16	TE	Peyton Hendershot	Waived			
9/13	WR	Marquise Brown	Placed on Reserve/Injured			
9/11	G	McKade Mettauer	Signed to Practice Squad IR			
9/4	S	Tyree Gillespie	Reached Injury Settlement			
9/3	DT	Marlon Tuipulotu	Signed	CB	Eric Scott	Signed to Practice Squad
9/1	RB	Clyde Edwards-Helaire	Placed on Reserve/NFI			
8/31	RB	Emani Bailey	Signed to Practice Squad	DT	Marlon Tuipulotu	Signed to Practice Squad

# ROSTER/TRANSACTIONS - V2

	DT	Matt Dickerson	Terminated Contract	DT	Neil Farrell Jr.	Terminated Contract
<b>8/30</b>	RB	Emani Bailey	Terminated Contract	CB	Eric Scott	Waived
	CB	Nic Jones	Signed to Practice Squad	RB	Samaje Perine	Signed
	QB	Bailey Zappe	Signed to Practice Squad			
<b>8/28</b>	RB	Emani Bailey	Signed to Practice Squad	CB	Eric Scott	Claimed
	LB	Swayze Bozeman	Signed to Practice Squad	S	Deon Bush	Signed to Practice Squad
	LB	Cole Christiansen	Signed to Practice Squad	TE	Baylor Cupp	Signed to Practice Squad
	DT	Matt Dickerson	Signed to Practice Squad	DT	Neil Farrell Jr.	Signed to Practice Squad
	T	Chukwuebuka Godrick	Signed to Practice Squad	RB	Keaontay Ingram	Signed to Practice Squad
	DE	Truman Jones	Signed to Practice Squad	DT	Fabien Lovett	Signed to Practice Squad
	T	Lucas Niang	Signed to Practice Squad	WR	Nikko Remigio	Signed to Practice Squad
	WR	Justyn Ross	Signed to Practice Squad	CB	Keith Taylor Jr.	Signed to Practice Squad
	WR	Montrell Washington	Signed to Practice Squad	CB	Nic Jones	Waived
<b>8/27</b>	RB	Emani Bailey	Waived	LB	Swayze Bozeman	Waived
	TE	Baylor Cupp	Waived	DT	Neil Farrell Jr.	Waived
	T	Chukwuebuka Godrick	Waived	DB	Kamal Hadden	Waived
	RB	Keaontay Ingram	Waived	LB	Curtis Jacobs	Waived
	DE	Truman Jones	Waived	DT	Fabien Lovett	Waived
	CB	D.J. Miller	Waived	T	Lucas Niang	Waived
	QB	Chris Oladokun	Waived	WR	Cornell Powell	Waived
	RB	Deneric Prince	Waived	RB	Louis Rees-Zammit	Waived
	WR	Nikko Remigio	Waived	WR	Justyn Ross	Waived
	CB	Keith Taylor Jr.	Waived	WR	Kadarius Toney	Waived
	WR	Montrell Washington	Waived	S	Deon Bush	Released
	LB	Cole Christiansen	Released	DT	Matt Dickerson	Released
	TE	Irv Smith Jr.	Released	S	Tyree Gillespie	Waived with Injury Designation
	DE	BJ Thompson	Placed on Reserve/NFI	DE	Charles Omenihu	Placed on Reserve/PUP
	TE	Peyton Hendershot	Acquired by trade	DE	Cameron Thomas	Acquired by trade
<b>8/26</b>	WR	Juju Smith-Schuster	Signed	CB	Miles Battle	Waived
	QB	Ian Book	Waived	CB	Ekow Boye-Doe	Waived
	WR	Phillip Brooks	Waived	LB	Owen Carney	Waived
	DT	Alex Gubner	Waived	CB	Kelvin Joseph	Waived
	T	Griffin McDowell	Waived	LS	Randen Plattner	Waived
	WR	Kyle Sheets	Waived	TE	Geor'Quarius Spivey	Waived
	G	Nick Torres	Waived			
<b>8/24</b>	WR	Jaaron Hayek	Reached Injury Settlement	C	Creed Humphrey	Renegotiated Contract
<b>8/21</b>	WR	Jaaron Hayek	Waived with Injury Designation			
<b>8/19</b>	G	McKade Mettauer	Waived with Injury Designation	LS	Randen Plattner	Signed
<b>8/12</b>	S	Justin Reid	Activated			

# ROSTER/TRANSACTIONS - V2

8/6	DT	Derrick Nnadi	Activated	K	Harrison Butker	Resigned
8/1	TE	Geor'Quarius Spivey	Signed	TE	Izaiah Gathings	Waived
7/30	CB	Jaylen Watson	Activated			
7/28	G	Joe Thuney	Activated			
7/26	LB	Luquay Washington	Released	DE	Owen Carney	Signed
	LB	Owen Carney	Signed			
7/22	S	Tyree Gillespie	Signed	S	Trey Dean	Waived
7/21	RB	Clyde Edwards-Helaire	Activated	TE	Izaiah Gathings	Signed
7/20	RB	Clyde Edwards-Helaire	Placed on Active/NFI	S	Justin Reid	Placed on Active/NFI
	TE	Gerrit Prince	Waived			
7/17	DE	Charles Omenihu	Placed on Active/PUP	CB	Jaylen Watson	Placed on Active/PUP
	DT	Derrick Nnadi	Placed on Active/PUP	G	Joe Thuney	Placed on Active/PUP
	DE	BJ Thompson	Placed on Active/NFI	WR	Kyle Sheets	Signed
6/24	DT	Isaiah Buggs	Released			
6/13	P	Ryan Rehkow	Released	DT	Alex Gubner	Signed
6/6	WR	Mecole Hardman	Signed	RB	Hassan Hall	Released
5/30	DE	Malik Herring	Signed Exclusive Free Rights Agent			
5/20	T	Kingsley Suamataia	Signed	DE	Matt Dickerson	Signed
5/17	RB	La'Mical Perine	Released			
5/14	DE	Matt Dickerson	Signed	G	C.J. Hanson	Signed
	CB	Kamal Hadden	Signed	LB	Cole Christiansen	Signed
	TE	Jared Wiley	Signed	S	Jaden Hicks	Signed
	C	Hunter Nourzad	Signed			
5/7	WR	Jaaron Hayek	Signed	WR	Reggie Brown	Waived
5/4	WR	Jacob Copeland	Waived	TE	Izaiah Gathings	Waived
	S	Tyree Gillespie	Waived	WR	Anthony Miller	Released
	RB	Emani Bailey	Signed	CB	Miles Battle	Signed
	LB	Swayze Bozeman	Signed	WR	Phillip Brooks	Signed
	WR	Reggie Brown	Signed	TE	Baylor Cupp	Signed
	T	Ethan Driskell	Signed	LB	Curtis Jacobs	Signed
	LB	Luquay Washington	Signed	DT	Fabien Lovett	Signed
	G	Nick Torres	Signed	WR	Shi Smith	Waived
	LB	Cole Christiansen	Withdrew Exclusive Rights Tender	DE	Jordan Smith	Waived
	P	Ryan Rehkow	Signed	CB	--	Signed
	RB	Carson Steele	Signed	T	Griffin McDowell	Signed
	G	McKade Mettauer	Signed	CB	D.J. Miller	Signed
4/29	TE	Travis Kelce	Re-signed			
4/22	LB	Jack Cochrane	Signed Exclusive Rights Tender			
4/10	DE	Mike Danna	Signed			
4/9	CB	Nazeeh Johnson	Signed Exclusive Rights Tender	G	Mike Caliendo	Signed Exclusive Rights Tender
4/8	RB	Clyde Edwards-Helaire	Signed			
4/4	QB	Carson Wentz	Signed			
3/29	CB	L'Jarius Sneed	Traded	RB	Louis Rees-Zammit	Signed
3/19	DT	Derrick Nnadi	Signed			
3/18	WR	Marquise Brown	Signed			
3/15	DT	Tershawn Wharton	Signed	LS	James Winchester	Signed
3/14	TE	Irv Smith Jr.	Signed			



# ROSTER/TRANSACTIONS - V2

<b>3/13</b>	LB	Drue Tranquill	Renegotiated Contract	NT	Mike Pannel	Signed
	S	Deon Bush	Renegotiated Contract			
<b>3/11</b>	DT	Chris Jones	Renegotiated Contract	G	Mike Caliendo	Exclusive Rights Tender
	LB	Cole Christiansen	Exclusive Rights Tender	LB	Jack Cochrane	Exclusive Rights Tender
	DE	Malik Herring	Exclusive Rights Tender	CB	Nazeeh Johnson	Exclusive Rights Tender
<b>3/6</b>	TE	Gerrit Prince	Signed			
<b>3/3</b>	CB	L'Jarius Sneed	Non-Exclusive Franchise Tag			
<b>2/28</b>	WR	Marquez Valdes-Scantling	Terminated Contract			
<b>2/22</b>	P	Matt Araiza	Signed	S	Tyree Gillespie	Signed
<b>2/20</b>	WR	Cornell Powell	Signed			
<b>2/15</b>	DT	Isaiah Buggs	Signed to Reserve/Future Contract	S	Trey Dean	Signed to Reserve/Future Contract
	DT	Matt Dickerson	Signed to Reserve/Future Contract	TE	Izaiah Gathings	Signed to Reserve/Future Contract
	T	Chukwuebuka Godrick	Signed to Reserve/Future Contract	RB	Keaontay Ingram	Signed to Reserve/Future Contract
	DE	Truman Jones	Signed to Reserve/Future Contract	QB	Chris Oladokun	Signed to Reserve/Future Contract
	RB	Deneric Prince	Signed to Reserve/Future Contract	CB	Keith Taylor Jr.	Signed to Reserve/Future Contract
	WR	Montrell Washington	Signed to Reserve/Future Contract			
<b>1/24</b>	WR	Anthony Miller	Signed to Reserve/Future Contract			
<b>1/17</b>	CB	Kelvin Joseph	Signed to Reserve/Future Contract	WR	Shi Smith	Signed to Reserve/Future Contract
<b>1/10</b>	WR	Jacob Copeland	Signed to Reserve/Future Contract	WR	Ian Book	Signed to Reserve/Future Contract
	RB	Hassan Hall	Signed to Reserve/Future Contract	DE	Jordan Smith	Signed to Reserve/Future Contract

# ROSTER/FLIPCARD PRONUNCIATIONS

(As of December 3, 2024)



## CHIEFS PRONUNCIATIONS

Felix Anudike-Uzomah	ANN-you-DEE-kay ew-ZAH-muh
Matt Araiza	uh-RIZE-uh
Mike Caliendo	cali-en-DOE
Leo Chenal	shuh-NELL
Jack Cochrane	kok-ruh n
Chamarri Conner	chuh-MAR-ee
Mike Danna	DAN-ah
Clyde Edwards-Helaire	ee-LAIR
Mecole Hardman	MUH-cole
Nazeeh Johnson	nah-ZEE
Travis Kelce	KEL-see
Wanya Morris	WAHN-yay
Derrick Nnadi	NAH-dee
Hunter Nourzad	NOR-zad
Mike Pennel	puh-NELL
Samaje Perine	suh-MAH-jay PEE-rine
Spencer Shradler	Sh-RAID-err
Kingsley Suamataia	SUA-ma-TAIA
Joe Thuney	TOO-nee
Marlon Tuipulotu	TOO-ee-poo-LOE-too
Joshua Uche	OO-shay
Tershawn Wharton	WAR-ton



## CHARGERS PRONUNCIATIONS

Justin Eboigbe	ee-BOYG-bee
Daiyan Henley	DAY-on
Brenden Jaimes	HIGH-miss
Zion Johnson	ZEYE-uhn
Nick Niemann	KNEE-min
Otito Ogbornia	oh-TEET-oh oh-BONE-yuh
Jamaree Salyer	SAL-yur
Foster Sarell	SUH-rell
Rashawn Slater	ruh-SHAWN
Ja'Sir Taylor	JAH-sear
Tuli Tuipulotu	TOO-lee TOO-ee-poo-LOW-too
Kimani Vidal	VIE-dell



# GAME-BY-GAME OFFENSE

## 2024 REGULAR SEASON CHIEFS GAME-BY-GAME OFFENSE

	09/05	09/15	09/22	09/29	10/07	10/20	10/27	11/04	11/10	11/17	11/24	11/29	12/08	12/15	12/21	12/25	01/05	Totals
	BAL	CIN	@ ATL	@ LAC	NO	@ SF	@ LV	TB	DEN	BUF	@ CAR	LV	LAC	@ CLE	HOU	@ PIT	@ DEN	
<b>FIRST DOWNS</b>																		
Total	21	19	22	16	28	22	23	28	19	19	27	18						<b>262</b>
Rushing	4	9	9	6	11	11	5	9	4	3	8	2						<b>81</b>
Passing	15	7	13	8	15	11	17	19	13	15	15	14						<b>162</b>
Penalty	2	3	0	2	2	0	1	0	2	1	4	2						<b>19</b>
<b>THIRD DOWNS</b>																		
Attempts	9	8	14	16	14	14	16	18	16	10	13	16						<b>164</b>
Converted	4	1	6	9	6	8	12	12	7	5	8	7						<b>85</b>
Percentage	44.4%	12.5%	42.9%	56.3%	42.9%	57.1%	75.0%	66.7%	43.8%	50.0%	61.5%	43.8%						<b>51.8%</b>
<b>FOURTH DOWNS</b>																		
Attempts	0	2	1	0	1	2	0	1	2	1	1	0						<b>11</b>
Converted	0	2	1	0	1	1	0	1	2	0	1	0						<b>9</b>
Percentage	0	100.0%	100.0%	0	100.0%	50.0%	0	100.0%	100.0%	0.0%	100.0%	0						<b>81.8%</b>
<b>TOT. OFFENSE</b>																		
Net Yards	353	286	345	329	460	329	334	384	300	259	391	329						<b>4,099</b>
Plays	50	59	72	58	80	68	68	83	65	52	68	67						<b>790</b>
Avg./Play	7.1	4.8	4.8	5.7	5.8	4.8	4.9	4.6	4.6	5.0	5.8	4.9						<b>5.2</b>
<b>RUSHING</b>																		
Net Yards	72	149	128	101	139	184	82	124	57	78	165	63						<b>1,342</b>
Rush. Att.	20	32	33	26	39	39	29	35	19	17	26	16						<b>331</b>
Avg./Att.	3.6	4.7	3.9	3.9	3.6	4.7	2.8	3.5	3.0	4.6	6.3	3.9						<b>4.1</b>
<b>PASSING</b>																		
Net Yards	281	137	217	228	321	145	252	260	243	181	226	266						<b>2,757</b>
Attempts	28	25	39	29	39	27	38	44	42	33	37	46						<b>427</b>
Completions	20	18	26	19	28	16	27	34	28	23	27	26						<b>292</b>
Intercepted	1	2	1	1	1	2	1	0	0	2	0	0						<b>11</b>
Gross Yards	291	151	217	245	331	154	262	291	266	196	269	306						<b>2,979</b>
Sacked	2.0	2.0	0.0	3.0	2.0	2.0	1.0	4.0	4.0	2.0	5.0	5.0						<b>32.0</b>
Yards Lost	10	14	0	17	10	9	10	31	23	15	43	40						<b>222</b>
<b>ADVANCES</b>																		
Rushes	20	32	33	26	39	39	29	35	19	17	26	16						<b>331</b>
Completions	20	18	26	19	28	16	27	34	28	23	27	26						<b>292</b>
Totals	40	50	59	45	67	55	56	69	47	40	53	42						<b>623</b>
Total Drives	10	9	10	11	10	11	9	11	8	9	8	12						<b>118</b>
<b>PENALTIES</b>																		
Number	6	4	6	5	6	4	8	3	3	6	10	7						<b>68</b>
Yards	45	44	61	40	55	48	55	30	10	57	91	40						<b>576</b>
<b>FUMBLES</b>																		
Number	0	1	0	1	1	0	1	1	0	0	1	1						<b>7</b>
Lost	0	1	0	1	0	0	0	1	0	0	0	0						<b>3</b>
<b>PUNTING</b>																		
Yards	144	112	145	200	56	179	93	171	213	193	94	217						<b>1,817</b>
Punts	3	2	3	4	1	3	2	4	4	4	2	5						<b>37</b>
Net Avg.	33.7	51.5	44.3	50.0	46.0	49.3	38.0	38.3	36.3	34.3	42.0	35.6						<b>40.6</b>
Gross Avg.	48.0	56.0	48.3	50.0	56.0	59.7	46.5	42.8	53.3	48.3	47.0	43.4						<b>49.1</b>
<b>SCORING</b>																		
Points	27	26	22	17	26	28	27	30	16	21	30	19						<b>289</b>
Q1	7	3	0	0	7	0	7	3	0	0	10	3						<b>40</b>
Q2	6	7	13	7	9	14	10	7	10	14	10	7						<b>114</b>
Q3	7	7	9	3	0	0	0	0	3	0	7	6						<b>42</b>
Q4	7	9	0	7	10	14	10	14	3	7	3	3						<b>87</b>
OT	0	0	0	0	0	0	0	6	0	0	0	0						<b>6</b>
TD Rushing	2	0	0	1	2	4	1	1	0	0	0	0						<b>11</b>
TD Passing	1	2	2	1	0	0	2	3	1	3	3	1						<b>19</b>
TD KO Returns	0	0	0	0	0	0	0	0	0	0	0	0						<b>0</b>
TD Punt Returns	0	0	0	0	0	0	0	0	0	0	0	0						<b>0</b>
TD Sp. Teams	0	0	0	0	0	0	0	0	0	0	0	0						<b>0</b>
TD Def. Returns	0	1	0	0	0	0	0	0	0	0	0	0						<b>1</b>
FG Attempts	2	2	3	2	5	0	2	1	3	0	3	5						<b>28</b>
FG Made	2	2	3	1	4	0	2	1	3	0	3	4						<b>25</b>
Safety	0	0	0	0	0	0	0	0	0	0	0	0						<b>0</b>
2-Pt Attempts	0	1	0	0	0	0	0	0	0	0	0	0						<b>1</b>
2-Pt Made	0	0	0	0	0	0	0	0	0	0	0	0						<b>0</b>
Time of Possession	26:17	28:31	34:57	29:08	39:56	35:04	32:30	40:42	33:21	25:57	32:16	28:48						<b>387:27</b>



# GAME-BY-GAME DEFENSE

## 2024 REGULAR SEASON CHIEFS GAME-BY-GAME DEFENSE

	09/05	09/15	09/22	09/29	10/07	10/20	10/27	11/04	11/10	11/17	11/24	11/29	12/08	12/15	12/21	12/25	01/05	Totals
	BAL	CIN	@ ATL	@ LAC	NO	@ SF	@ LV	TB	DEN	BUF	@ CAR	LV	LAC	@ CLE	HOU	@ PIT	@ DEN	
<b>FIRST DOWNS</b>																		
Total	25	18	19	12	14	19	15	17	16	24	21	20						<b>220</b>
Rushing	13	6	4	3	1	7	1	7	4	9	6	7						<b>68</b>
Passing	11	11	11	9	11	8	13	8	12	13	13	13						<b>133</b>
Penalty	1	1	4	0	2	4	1	2	0	2	2	0						<b>19</b>
<b>THIRD DOWNS</b>																		
Attempts	14	13	9	13	10	11	13	11	13	15	13	12						<b>147</b>
Converted	7	4	2	4	4	2	6	5	7	9	5	3						<b>58</b>
Percentage	50.0%	30.8%	22.2%	30.8%	40.0%	18.2%	46.2%	45.5%	53.8%	60.0%	38.5%	25.0%						<b>39.5%</b>
<b>FOURTH DOWNS</b>																		
Attempts	2	2	3	1	2	1	2	0	0	2	2	1						<b>18</b>
Converted	1	2	1	0	0	1	1	0	0	1	2	0						<b>9</b>
Percentage	50.0%	100.0%	33.3%	0.0%	0.0%	100.0%	50.0%	0	0	50.0%	100.0%	0.0%						<b>50.0%</b>
<b>TOT. OFFENSE</b>																		
Net Yards	452	320	311	224	220	310	228	284	260	366	334	434						<b>3,743</b>
Plays	74	61	56	53	51	56	56	52	55	71	58	63						<b>706</b>
Avg./Play	6.1	5.2	5.6	4.2	4.3	5.5	4.1	5.5	4.7	5.2	5.8	6.9						<b>5.3</b>
<b>RUSHING</b>																		
Net Yards	185	74	82	55	46	101	33	95	78	104	85	116						<b>1,054</b>
Rush. Att.	32	22	25	24	15	24	21	19	23	31	21	25						<b>282</b>
Avg./Att.	5.8	3.4	3.3	2.3	3.1	4.2	1.6	5.0	3.4	3.4	4.0	4.6						<b>3.7</b>
<b>PASSING</b>																		
Net Yards	267	246	229	169	174	209	195	189	182	262	249	318						<b>2,689</b>
Attempts	41	36	29	27	35	31	30	31	30	40	35	35						<b>400</b>
Completions	26	23	20	16	20	17	24	23	22	27	21	23						<b>262</b>
Intercepted	0	0	1	0	1	3	0	0	0	1	0	0						<b>6</b>
Gross Yards	273	258	230	179	182	212	209	200	215	262	263	340						<b>2,823</b>
Sacked	1.0	3.0	2.0	2.0	1.0	1.0	5.0	2.0	2.0	0.0	2.0	3.0						<b>24.0</b>
Yards Lost	6	12	1	10	8	3	14	11	33	0	14	22						<b>134</b>
<b>ADVANCES</b>																		
Rushes	32	22	25	24	15	24	21	19	23	31	21	25						<b>282</b>
Completions	26	23	20	16	20	17	24	23	22	27	21	23						<b>262</b>
Totals	58	45	45	40	35	41	45	42	45	58	42	48						<b>544</b>
Total Drives	10	10	10	10	10	11	9	9	9	10	8	11						<b>117</b>
<b>PENALTIES</b>																		
Number	7	8	6	9	5	6	5	6	6	3	9	9						<b>79</b>
Yards	64	79	44	51	70	40	32	50	35	24	53	101						<b>643</b>
<b>FUMBLES</b>																		
Number	1	3	2	2	0	1	1	0	1	0	1	2						<b>14</b>
Lost	1	1	0	0	0	0	1	0	0	0	0	1						<b>4</b>
<b>PUNTING</b>																		
Yards	75	98	162	318	199	193	128	216	236	126	103	140						<b>1,994</b>
Punts	2	2	3	6	4	4	2	5	5	3	2	3						<b>41</b>
Net Avg.	37.5	42.5	43.3	50.5	41.8	34.5	51.0	37.2	41.6	39.3	53.5	44.0						<b>42.7</b>
Gross Avg.	37.5	49.0	54.0	53.0	49.8	48.3	64.0	43.2	47.2	42.0	51.5	46.7						<b>48.6</b>
<b>SCORING</b>																		
Points	20	25	17	10	13	18	20	24	14	30	27	17						<b>235</b>
Q1	7	3	7	10	0	3	7	0	0	6	3	0						<b>46</b>
Q2	3	13	7	0	7	3	3	7	14	10	6	3						<b>76</b>
Q3	0	6	0	0	0	6	3	10	0	0	7	7						<b>39</b>
Q4	10	3	3	0	6	6	7	7	0	14	11	7						<b>74</b>
OT	0	0	0	0	0	0	0	0	0	0	0	0						<b>0</b>
TD Rushing	1	0	1	0	0	2	0	1	0	3	1	0						<b>9</b>
TD Passing	1	2	1	1	2	0	2	2	2	1	1	2						<b>17</b>
TD KO Returns	0	0	0	0	0	0	0	0	0	0	0	0						<b>0</b>
TD Punt Returns	0	0	0	0	0	0	0	0	0	0	0	0						<b>0</b>
TD Sp. Teams	0	0	0	0	0	0	0	0	0	0	0	0						<b>0</b>
TD Def. Returns	0	0	0	0	0	0	0	0	0	0	0	0						<b>0</b>
FG Attempts	3	4	1	2	0	2	2	1	2	1	4	4						<b>26</b>
FG Made	2	4	1	1	0	2	2	1	0	1	4	1						<b>19</b>
Safety	0	0	0	0	0	0	0	0	0	0	0	0						<b>0</b>
2-Pt Attempts	0	0	0	0	0	1	0	0	0	0	1	0						<b>2</b>
2-Pt Made	0	0	0	0	0	0	0	0	0	0	1	0						<b>1</b>
Time of Possession	33:43	31:29	25:03	30:52	20:04	24:56	27:30	25:10	26:39	34:03	27:44	31:12						<b>338:25</b>



# INDIVIDUAL SINGLE-GAME HIGHS

## 2024 REGULAR SEASON CHIEFS INDIVIDUAL SINGLE-GAME HIGHS

<b>Touchdowns</b>	2	Noah Gray	at Panthers	11/24
		Noah Gray	at Bills	11/17
		DeAndre Hopkins	vs. Buccaneers	11/04
		Kareem Hunt	at 49ers	10/20
		Xavier Worthy	vs. Ravens	09/05
<b>Passes Attempted</b>	46	Patrick Mahomes	vs. Raiders	11/29
<b>Passes Completed</b>	34	Patrick Mahomes	vs. Buccaneers	11/04
<b>Completion Percentage</b>	77.2	Patrick Mahomes	vs. Buccaneers	11/04
<b>Passing Yards</b>	331	Patrick Mahomes	vs. Saints	10/07
<b>Yards Per Attempt</b>	10.4	Patrick Mahomes	vs. Ravens	09/05
<b>Touchdown Passes</b>	3	Patrick Mahomes	at Panthers	11/24
		Patrick Mahomes	at Bills	11/17
		Patrick Mahomes	vs. Buccaneers	11/04
<b>Pass Receptions</b>	14	Travis Kelce	vs. Buccaneers	11/04
<b>Receiving Yards</b>	130	Juju Smith-Schuster	vs. Saints	10/07
<b>Touchdown Receptions</b>	2	Noah Gray	at Panthers	11/24
		Noah Gray	at Bills	11/17
		DeAndre Hopkins	vs. Buccaneers	11/04
<b>Rushing Yards</b>	106	Kareem Hunt	vs. Buccaneers	11/04
<b>Rushing Attempts</b>	27	Kareem Hunt	vs. Buccaneers	11/04
		Kareem Hunt	vs. Saints	10/07
<b>Rushing Average</b>	6.3	Isiah Pacheco	vs. Raiders	11/29
<b>Rushing Touchdowns</b>	2	Kareem Hunt	at 49ers	10/20
<b>Yards From Scrimmage</b>	130	Juju Smith-Schuster	vs. Saints	10/07
<b>Combined Net Yards</b>	130	Juju Smith-Schuster	vs. Saints	10/07
<b>Interceptions Made</b>	1	Chamarri Conner	at Bills	11/17
		Jaden Hicks	at 49ers	10/20
		Justin Reid	at 49ers	10/20
		Chris Roland-Wallace	at 49ers	10/20
		Bryan Cook	vs. Saints	10/07
		Chamarri Conner	at Falcons	09/22
<b>Interceptions Thrown</b>	2	Patrick Mahomes	at Bills	11/17
		Patrick Mahomes	at 49ers	10/20
		Patrick Mahomes	vs. Bengals	09/15
<b>INT Return Yards</b>	29	Chamarri Conner	at Bills	11/17
<b>Tackles</b>	11	Nick Bolton	vs. Raiders	11/29
		Nick Bolton	vs. Saints	10/07
		Jaylen Watson	vs. Ravens	09/05
<b>Sacks</b>	2.0	Chris Jones	vs. Raiders	11/29
		Chris Jones	at Chargers	09/29
<b>Punts</b>	5	Matt Araiza	vs. Raiders	11/29
<b>Punts Inside the 20</b>	4	Matt Araiza	at Chargers	09/29
<b>Punting Average</b>	59.7	Matt Araiza	at 49ers	10/20
<b>Punt Returns</b>	4	Mecole Hardman	vs. Saints	10/07
<b>Punt Return Yards</b>	55	Mecole Hardman	at 49ers	10/20
<b>Kickoff Returns</b>	3	Samaje Perine	at Panthers	11/24
<b>Kickoff Return Yards</b>	104	Samaje Perine	at Panthers	11/24
<b>Field Goals Attempted</b>	5	Matthew Wright	vs. Raiders	11/29
		Harrison Butker	vs. Saints	10/07
<b>Field Goals Made</b>	4	Matthew Wright	vs. Raiders	11/29
		Harrison Butker	vs. Saints	10/07

## 2024 REGULAR SEASON KANSAS CITY CHIEFS LONGEST PLAYS

<b>Run From Scrimmage</b>	34	Isiah Pacheco	vs. Raiders	11/29
<b>Touchdown Run</b>	21	Xavier Worthy	vs. Ravens	09/05

# INDIVIDUAL SINGLE-GAME HIGHS

<b>Passing Long</b>	54	Patrick Mahomes	at Chargers	09/29
<b>Touchdown Pass Long</b>	54	Patrick Mahomes	at Chargers	09/29
<b>Pass Reception</b>	54	Xavier Worthy	at Chargers	09/29
<b>Touchdown Reception</b>	54	Xavier Worthy	at Chargers	09/29
<b>Interception Return</b>	29	Chamarri Conner	at Bills	11/17
<b>Longest Own Fumble Return</b>	7	Samaje Perine	at Raiders	10/27
<b>Longest Opponent's Fumble Return</b>	38	Chamarri Conner	vs. Bengals	09/15
<b>Punt Return</b>	55	Mecole Hardman	at 49ers	10/20
<b>Kickoff Return</b>	56	Samaje Perine	at Panthers	11/24
<b>Punt</b>	67	Matt Araiza	at 49ers	10/20
<b>Field Goal</b>	53	Harrison Butker	at Falcons	09/22
<b>Field Goal Attempt</b>	65	Harrison Butker	at Chargers	09/29

# OPPONENTS INDIVIDUAL SINGLE-GAME HIGHS

## 2024 REGULAR SEASON OPPONENTS INDIVIDUAL SINGLE-GAME HIGHS

<b>Touchdowns</b>	2	James Cook	at Bills	11/17
		Brock Purdy	at 49ers	10/20
		Andrei Iosivas	vs. Bengals	09/15
<b>Passes Attempted</b>	41	Lamar Jackson	vs. Ravens	09/05
<b>Passes Completed</b>	27	Josh Allen	at Bills	11/17
<b>Completion Percentage</b>	80.0	Gardner Minshew II	at Raiders	10/27
<b>Passing Yards</b>	340	Aidan O'Connell	vs. Raiders	11/29
<b>Yards Per Attempt</b>	9.7	Aidan O'Connell	vs. Raiders	11/29
<b>Touchdown Passes</b>	2	Aidan O'Connell	vs. Raiders	11/29
		Bo Nix	vs. Broncos	11/10
		Baker Mayfield	vs. Buccaneers	11/04
		Gardner Minshew II	at Raiders	10/27
		Derek Carr	vs. Saints	10/07
		Joe Burrow	vs. Bengals	09/15
<b>Pass Receptions</b>	10	Brock Bowers	vs. Raiders	11/29
<b>Receiving Yards</b>	140	Brock Bowers	vs. Raiders	11/29
<b>Touchdown Receptions</b>	2	Andrei Iosivas	vs. Bengals	09/15
<b>Rushing Yards</b>	122	Lamar Jackson	vs. Ravens	09/05
<b>Rushing Attempts</b>	16	Chuba Hubbard	at Panthers	11/24
		Bijan Robinson	at Falcons	09/22
		Lamar Jackson	vs. Ravens	09/05
<b>Rushing Average</b>	7.6	Lamar Jackson	vs. Ravens	09/05
<b>Rushing Touchdowns</b>	2	James Cook	at Bills	11/17
		Brock Purdy	at 49ers	10/20
<b>Yards From Scrimmage</b>	142	Brock Bowers	vs. Raiders	11/29
<b>Combined Net Yards</b>	151	Ameer Abdullah	vs. Raiders	11/29
<b>Interceptions Made</b>	1	Terrel Bernard	at Bills	11/17
		Taylor Rapp	at Bills	11/17
		Tre'von Moehrig	at Raiders	10/27
		Kalia Davis	at 49ers	10/20
		Deommodore Lenoir	at 49ers	10/20
		Khalen Saunders	vs. Saints	10/07
		Kristian Fulton	at Chargers	09/29
		Justin Simmons	at Falcons	09/22
		Akeem Davis-Gaither	vs. Bengals	09/15
		Cam Taylor-Britt	vs. Bengals	09/15
		Roquan Smith	vs. Ravens	09/05
<b>Interceptions Thrown</b>	3	Brock Purdy	at 49ers	10/20
<b>INT Return Yards</b>	37	Khalen Saunders	vs. Saints	10/07
<b>Tackles</b>	16	Germaine Pratt	vs. Bengals	09/15
<b>Sacks</b>	2.0	Calijah Kancey	vs. Buccaneers	11/04
		Vita Vea	vs. Buccaneers	11/04
		Bud Dupree	at Chargers	09/29
		Trey Hendrickson	vs. Bengals	09/15
<b>Punts</b>	6	JK Scott	at Chargers	09/29
<b>Punts Inside the 20</b>	3	Mitch Wishnowsky	at 49ers	10/20
<b>Punting Average</b>	64.0	AJ Cole	at Raiders	10/27
<b>Punt Returns</b>	4	Brandon Codrington	at Bills	11/17
<b>Punt Return Yards</b>	56	Brandon Codrington	at Bills	11/17
<b>Kickoff Returns</b>	2	Dylan Laube	vs. Raiders	11/29
		DJ Turner	vs. Raiders	11/29
		Jamaal Williams	vs. Saints	10/07
<b>Kickoff Return Yards</b>	68	Ameer Abdullah	vs. Raiders	11/29
<b>Field Goals Attempted</b>	4	Daniel Carlson	vs. Raiders	11/29
		Eddy Piñeiro	at Panthers	11/24

## OPPONENTS INDIVIDUAL SINGLE-GAME HIGHS

		Evan McPherson	vs. Bengals	09/15
<b>Field Goals Made</b>	4	Eddy Piñeiro	at Panthers	11/24
		Evan McPherson	vs. Bengals	09/15

### 2024 REGULAR SEASON OPPONENTS LONGEST PLAYS

<b>Run From Scrimmage</b>	26	Josh Allen	at Bills	11/17
		Jordan Mason	at 49ers	10/20
<b>Touchdown Run</b>	26	Josh Allen	at Bills	11/17
<b>Passing Long</b>	58	Aidan O'Connell	vs. Raiders	11/29
<b>Touchdown Pass Long</b>	58	Aidan O'Connell	vs. Raiders	11/29
<b>Pass Reception</b>	58	Tre Tucker	vs. Raiders	11/29
<b>Touchdown Reception</b>	58	Tre Tucker	vs. Raiders	11/29
<b>Interception Return</b>	37	Khalen Saunders	vs. Saints	10/07
<b>Punt Return</b>	28	Marvin Mims Jr.	vs. Broncos	11/10
<b>Kickoff Return</b>	68	Ameer Abdullah	vs. Raiders	11/29
<b>Punt</b>	68	AJ Cole	at Raiders	10/27
<b>Field Goal</b>	55	Anders Carlson	at 49ers	10/20
<b>Field Goal Attempt</b>	60	Wil Lutz	vs. Broncos	11/10



# BIG YARDAGE GAMES

## 2024 REGULAR SEASON BIG YARDAGE GAMES 100-YARD PASS RECEIVERS

DATE	OPPONENT	PLAYER	ATT.	YDS.	AVG.	LG	TD
9/5	vs. Ravens	Rashee Rice	7	103	14.7	33	0
9/22	at Falcons	Rashee Rice	12	110	9.2	27	1
10/7	vs. Saints	Juju Smith-Schuster	7	130	18.6	50	0
11/4	vs. Buccaneers	Travis Kelce	14	100	7.1	20	0

## 100-YARD RUSHERS

DATE	OPPONENT	PLAYER	ATT.	YDS.	AVG.	LG	TD
10/7	vs. Saints	Kareem Hunt	27	102	3.8	8	1
11/4	vs. Buccaneers	Kareem Hunt	27	106	3.9	15	1

## 300-YARD PASSERS

DATE	OPPONENT	PLAYER	ATT.	YDS.	COMP.	LG	TD
10/7	vs. Saints	Patrick Mahomes	39	331	28	50	0
11/29	vs. Raiders	Patrick Mahomes	46	306	26	34	1

## 2024 OPPONENTS BIG YARDAGE GAMES

### 100-YARD PASS RECEIVERS

DATE	OPPONENT	PLAYER	ATT.	YDS.	AVG.	LG	TD
9/5	vs. Ravens	Isaiah Likely	9	111	12.3	49T	1
11/29	vs. Raiders	Brock Bowers	10	140	14.0	33T	1

### 100-YARD RUSHERS

DATE	OPPONENT	PLAYER	ATT.	YDS.	AVG.	LG	TD
9/5	vs. Ravens	Lamar Jackson	16	122	7.6	16	0

### 300-YARD PASSERS

DATE	OPPONENT	PLAYER	ATT.	YDS.	COMP.	LG	TD
11/29	vs. Raiders	Aidan O'Connell	35	340	23	58T	2

# BIG YARDAGE GAMES

## 2024 REGULAR SEASON BIG YARDAGE GAMES

### 100-YARD PASS RECEIVERS

DATE	OPPONENT	PLAYER	ATT.	YDS.	AVG.	LG	TD
9/5	vs. Ravens	Rashee Rice	7	103	14.7	33	0
9/22	at Falcons	Rashee Rice	12	110	9.2	27	1
10/7	vs. Saints	Juju Smith-Schuster	7	130	18.6	50	0
11/4	vs. Buccaneers	Travis Kelce	14	100	7.1	20	0

### 100-YARD RUSHERS

DATE	OPPONENT	PLAYER	ATT.	YDS.	AVG.	LG	TD
10/7	vs. Saints	Kareem Hunt	27	102	3.8	8	1
11/4	vs. Buccaneers	Kareem Hunt	27	106	3.9	15	1

### 300-YARD PASSERS

DATE	OPPONENT	PLAYER	ATT.	YDS.	COMP.	LG	TD
10/7	vs. Saints	Patrick Mahomes	39	331	28	50	0
11/29	vs. Raiders	Patrick Mahomes	46	306	26	34	1

## 2024 OPPONENTS BIG YARDAGE GAMES

### 100-YARD PASS RECEIVERS

DATE	OPPONENT	PLAYER	ATT.	YDS.	AVG.	LG	TD
9/5	vs. Ravens	Isaiah Likely	9	111	12.3	49T	1
11/29	vs. Raiders	Brock Bowers	10	140	14.0	33T	1

### 100-YARD RUSHERS

DATE	OPPONENT	PLAYER	ATT.	YDS.	AVG.	LG	TD
9/5	vs. Ravens	Lamar Jackson	16	122	7.6	16	0

### 300-YARD PASSERS

DATE	OPPONENT	PLAYER	ATT.	YDS.	COMP.	LG	TD
11/29	vs. Raiders	Aidan O'Connell	35	340	23	58T	2

# 100.0+ PASSER RATING

## 2024 REGULAR SEASON 100.0+ PASSER RATING

### CHIEFS

#### PASSING GAMES

DATE	OPPONENT	PLAYER	ATT	CMP	YDS	CMP%	YDS/ATT	YDS/CMP	TD	TD%	INT	INT%	LONG	SACK/LOST	RATING
09/05	vs. BAL	Patrick Mahomes	28	20	291	71.43%	10.39	14.55	1	3.57%	1	3.57%	35t	2/10	101.90
11/04	vs. TB	Patrick Mahomes	44	34	291	77.27%	6.61	8.56	3	6.82%	0	0.00%	35	4/31	116.80
11/24	at CAR	Patrick Mahomes	37	27	269	72.97%	7.27	9.96	3	8.11%	0	0.00%	35t	5/43	120.20
01/21	vs. JAX	Patrick Mahomes	30	22	195	73.33%	6.50	8.86	2	6.67%	0	0.00%	27	0/0	112.50
01/29	vs. CIN	Patrick Mahomes	43	29	326	67.44%	7.58	11.24	2	4.65%	0	0.00%	29	3/11	105.40
02/12	at PHI	Patrick Mahomes	27	21	182	77.78%	6.74	8.67	3	11.11%	0	0.00%	22	0/0	131.80

## 2024 OPPONENTS 100.0+ PASSER RATING

#### PASSING GAMES

DATE	OPPONENT	PLAYER	ATT	CMP	YDS	CMP%	YDS/ATT	YDS/CMP	TD	TD%	INT	INT%	LONG	SACK/LOST	RATING
09/15	vs. CIN	Joe Burrow	36	23	258	63.89%	7.17	11.22	2	5.56%	0	0.00%	47	3/12	103.70
10/27	at LV	Gardner Minshew II	30	24	209	80.00%	6.97	8.71	2	6.67%	0	0.00%	20	5/14	117.90
11/04	vs. TB	Baker Mayfield	31	23	200	74.19%	6.45	8.70	2	6.45%	0	0.00%	19	2/11	112.30
11/10	vs. DEN	Bo Nix	30	22	215	73.33%	7.17	9.77	2	6.67%	0	0.00%	34	2/33	115.30
11/29	vs. LV	Aidan O'Connell	35	23	340	65.71%	9.71	14.78	2	5.71%	0	0.00%	58t	3/22	116.40
02/12	at PHI	Jalen Hurts	38	27	304	71.05%	8.00	11.26	1	2.63%	0	0.00%	45t	2/2	103.40

\*Need minimum of 20 attempts to qualify

# WEEK-BY-WEEK RANKINGS

## 2024 REGULAR SEASON

		OFFENSE				DEFENSE			
DATE	OPPONENT	TOTAL	RUSH	PASS	*POINTS SCORED	TOTAL	RUSH	PASS	*POINTS SCORED
09/05	Baltimore	11	28	3	T-11	32	31	28	T-12
09/15	Cincinnati	15	19	14	6	29	17	31	T-19
09/22	at Atlanta	14	15	12	T-7	25	T-13	28	T-15
09/29	at L.A. Chargers	14	15	11	14	T-15	8	23	7
10/07	New Orleans	11	15	8	14	9	3	21	T-5
10/20	at San Francisco	10	10	12	13	10	4	20	5
10/27	at Las Vegas	11	13	12	9	5	2	17	5
11/04	Tampa Bay	10	14	10	10	5	3	15	4
11/10	Denver	10	21	9	11	4	3	14	T-5
11/17	at Buffalo	16	23	11	11	5	3	17	8
11/24	at Carolina	14	18	12	10	4	3	18	9
11/29	Las Vegas	15	19	12	11	8	3	23	8

\*Points per game

# INDIVIDUAL GXG STATS: PASSING

## 2024 REGULAR SEASON INDIVIDUAL GAME-BY-GAME STATS

PASSING:		PATRICK MAHOMES												
DATE	OPP.	ATT	CMP	YDS	CMP%	Y/A	Y/C	TD	TD%	INT	INT%	LG	SK/YD	RATE
09/05	Baltimore	28	20	291	71.4%	10.4	14.6	1	3.6%	1	3.6%	35t	2/10	101.9
09/15	Cincinnati	25	18	151	72.0%	6.0	8.4	2	8.0%	2	8.0%	44t	2/14	80.6
09/22	at Atlanta	39	26	217	66.7%	5.6	8.3	2	5.1%	1	2.6%	27	0/0	87.2
09/29	at L.A. Chargers	29	19	245	65.5%	8.4	12.9	1	3.4%	1	3.4%	54t	3/17	89.0
10/07	New Orleans	39	28	331	71.8%	8.5	11.8	0	0.0%	1	2.6%	50	2/10	86.6
10/20	at San Francisco	27	16	154	59.3%	5.7	9.6	0	0.0%	2	7.4%	26	2/9	44.4
10/27	at Las Vegas	38	27	262	71.1%	6.9	9.7	2	5.3%	1	2.6%	25	1/10	96.6
11/04	Tampa Bay	44	34	291	77.3%	6.6	8.6	3	6.8%	0	0.0%	35	4/31	116.8
11/10	Denver	42	28	266	66.7%	6.3	9.5	1	2.4%	0	0.0%	35	4/23	92.0
11/17	at Buffalo	33	23	196	69.7%	5.9	8.5	3	9.1%	2	6.1%	31	2/15	90.0
11/24	at Carolina	37	27	269	73.0%	7.3	10.0	3	8.1%	0	0.0%	35t	5/43	120.2
11/29	Las Vegas	46	26	306	56.5%	6.7	11.8	1	2.2%	0	0.0%	34	5/40	84.1
12/08	L.A. Chargers													
12/15	at Cleveland													
12/21	Houston													
12/25	at Pittsburgh													
01/05	at Denver													
<b>TOTALS</b>		<b>427</b>	<b>292</b>	<b>2,979</b>	<b>68.4%</b>	<b>7.0</b>	<b>10.2</b>	<b>19</b>	<b>4.4%</b>	<b>11</b>	<b>2.6%</b>	<b>54T</b>	<b>32/222</b>	<b>92.2</b>

PASSING:		CHRIS OLADOKUN												
DATE	OPP.	ATT	CMP	YDS	CMP%	Y/A	Y/C	TD	TD%	INT	INT%	LG	SK/YD	RATE
09/05	Baltimore													
09/15	Cincinnati													
09/22	at Atlanta													
09/29	at L.A. Chargers													
10/07	New Orleans													
10/20	at San Francisco													
10/27	at Las Vegas													
11/04	Tampa Bay													
11/10	Denver													
11/17	at Buffalo													
11/24	at Carolina													
11/29	Las Vegas													
12/08	L.A. Chargers													
12/15	at Cleveland													
12/21	Houston													
12/25	at Pittsburgh													
01/05	at Denver													
<b>TOTALS</b>		<b>0</b>	<b>0</b>	<b>0</b>	<b>0.0%</b>	<b>0.0</b>	<b>0.0</b>	<b>0</b>	<b>0.0%</b>	<b>0</b>	<b>0.0%</b>	<b>--</b>	<b>0/0</b>	<b>0.0</b>

PASSING:		CARSON WENTZ												
DATE	OPP.	ATT	CMP	YDS	CMP%	Y/A	Y/C	TD	TD%	INT	INT%	LG	SK/YD	RATE
09/05	Baltimore													
09/15	Cincinnati													
09/22	at Atlanta													
09/29	at L.A. Chargers													
10/07	New Orleans													
10/20	at San Francisco	0	0	0	0.0%	0.0	0.0	0	0.0%	0	0.0%	0	0/0	0.0
10/27	at Las Vegas													
11/04	Tampa Bay													
11/10	Denver													
11/17	at Buffalo													
11/24	at Carolina													
11/29	Las Vegas													
12/08	L.A. Chargers													
12/15	at Cleveland													
12/21	Houston													
12/25	at Pittsburgh													
01/05	at Denver													
<b>TOTALS</b>		<b>0</b>	<b>0</b>	<b>0</b>	<b>0.0%</b>	<b>0.0</b>	<b>0.0</b>	<b>0</b>	<b>0.0%</b>	<b>0</b>	<b>0.0%</b>	<b>--</b>	<b>0/0</b>	<b>0.0</b>



# INDIVIDUAL GXG STATS: PASSING

PASSING:		BAILEY ZAPPE												
DATE	OPP.	ATT	CMP	YDS	CMP%	Y/A	Y/C	TD	TD%	INT	INT%	LG	SK/YD	RATE
09/05	Baltimore													
09/15	Cincinnati													
09/22	at Atlanta													
09/29	at L.A. Chargers													
10/07	New Orleans													
10/20	at San Francisco													
10/27	at Las Vegas													
11/04	Tampa Bay													
11/10	Denver													
11/17	at Buffalo													
11/24	at Carolina													
11/29	Las Vegas													
12/08	L.A. Chargers													
12/15	at Cleveland													
12/21	Houston													
12/25	at Pittsburgh													
01/05	at Denver													
<b>TOTALS</b>		<b>0</b>	<b>0</b>	<b>0</b>	<b>0.0%</b>	<b>0.0</b>	<b>0.0</b>	<b>0</b>	<b>0.0%</b>	<b>0</b>	<b>0.0%</b>	<b>--</b>	<b>0/0</b>	<b>0.0</b>



# INDIVIDUAL GXG STATS: RUSHING

## 2024 REGULAR SEASON INDIVIDUAL GAME-BY-GAME STATS

RUSHING:		MECOLE HARDMAN					JADEN HICKS					KAREEM HUNT				
DATE	OPP.	NO.	YDS	AVG	LG	TD	NO.	YDS	AVG	LG	TD	NO.	YDS	AVG	LG	TD
09/05	Baltimore	0	0	0.0	--	0	0	0	0.0	--	0	NOT ON ROSTER				
09/15	Cincinnati	0	0	0.0	--	0	0	0	0.0	--	0	NOT ON ROSTER				
09/22	at Atlanta	0	0	0.0	--	0	0	0	0.0	--	0	PRACTICE SQUAD				
09/29	at L.A. Chargers	0	0	0.0	--	0	0	0	0.0	--	0	14	69	4.9	10	0
10/07	New Orleans	0	0	0.0	--	0	0	0	0.0	--	0	27	102	3.8	8	1
10/20	at San Francisco	2	38	19.0	20	1	1	1	1.0	1	0	22	78	3.5	13	2
10/27	at Las Vegas	0	0	0.0	--	0	0	0	0.0	--	0	21	59	2.8	7	1
11/04	Tampa Bay	0	0	0.0	--	0	0	0	0.0	--	0	27	106	3.9	15	1
11/10	Denver	0	0	0.0	--	0	0	0	0.0	--	0	14	35	2.5	10	0
11/17	at Buffalo	1	9	9.0	9	0	0	0	0.0	--	0	14	60	4.3	17	0
11/24	at Carolina	2	15	7.5	9	0	0	0	0.0	--	0	16	68	4.3	13	0
11/29	Las Vegas	0	0	0.0	--	0	0	0	0.0	--	0	7	15	2.1	4	0
12/08	L.A. Chargers															
12/15	at Cleveland															
12/21	Houston															
12/25	at Pittsburgh															
01/05	at Denver															
<b>TOTALS</b>		<b>5</b>	<b>62</b>	<b>12.4</b>	<b>20</b>	<b>1</b>	<b>1</b>	<b>1</b>	<b>1.0</b>	<b>1</b>	<b>0</b>	<b>162</b>	<b>592</b>	<b>3.7</b>	<b>17</b>	<b>5</b>

RUSHING:		TRAVIS KELCE					PATRICK MAHOMES					ISIAH PACHECO				
DATE	OPP.	NO.	YDS	AVG	LG	TD	NO.	YDS	AVG	LG	TD	NO.	YDS	AVG	LG	TD
09/05	Baltimore	0	0	0.0	--	0	2	3	1.5	4	0	15	45	3.0	5	1
09/15	Cincinnati	1	1	1.0	1	0	4	29	7.3	9	0	19	90	4.7	11	0
09/22	at Atlanta	0	0	0.0	--	0	6	17	2.8	15	0	RESERVE/INJURED				
09/29	at L.A. Chargers	0	0	0.0	--	0	5	12	2.4	13	0	RESERVE/INJURED				
10/07	New Orleans	0	0	0.0	--	0	6	22	3.7	9	0	RESERVE/INJURED				
10/20	at San Francisco	0	0	0.0	--	0	5	39	7.8	33	1	RESERVE/INJURED				
10/27	at Las Vegas	0	0	0.0	--	0	6	17	2.8	14	0	RESERVE/INJURED				
11/04	Tampa Bay	0	0	0.0	--	0	2	9	4.5	7	0	RESERVE/INJURED				
11/10	Denver	0	0	0.0	--	0	3	19	6.3	12	0	RESERVE/INJURED				
11/17	at Buffalo	0	0	0.0	--	0	0	0	0.0	--	0	RESERVE/INJURED				
11/24	at Carolina	0	0	0.0	--	0	5	60	12.0	33	0	RESERVE/INJURED				
11/29	Las Vegas	0	0	0.0	--	0	2	4	2.0	5	0	7	44	6.3	34	0
12/08	L.A. Chargers															
12/15	at Cleveland															
12/21	Houston															
12/25	at Pittsburgh															
01/05	at Denver															
<b>TOTALS</b>		<b>1</b>	<b>1</b>	<b>1.0</b>	<b>1</b>	<b>0</b>	<b>46</b>	<b>231</b>	<b>5.0</b>	<b>33</b>	<b>1</b>	<b>41</b>	<b>179</b>	<b>4.4</b>	<b>34</b>	<b>1</b>

RUSHING:		SAMAJE PERINE					RASHEE RICE					CARSON STEELE				
DATE	OPP.	NO.	YDS	AVG	LG	TD	NO.	YDS	AVG	LG	TD	NO.	YDS	AVG	LG	TD
09/05	Baltimore	0	0	0.0	--	0	0	0	0.0	--	0	2	3	1.5	5	0
09/15	Cincinnati	0	0	0.0	--	0	0	0	0.0	--	0	7	24	3.4	9	0
09/22	at Atlanta	6	25	4.2	9	0	1	1	1.0	1	0	17	72	4.2	9	0
09/29	at L.A. Chargers	5	14	2.8	4	1	0	0	0.0	--	0	2	6	3.0	3	0
10/07	New Orleans	0	0	0.0	--	0	RESERVE/INJURED					5	12	2.4	8	0
10/20	at San Francisco	2	6	3.0	3	0	RESERVE/INJURED					6	17	2.8	7	0
10/27	at Las Vegas	0	0	0.0	--	0	RESERVE/INJURED					2	6	3.0	4	0
11/04	Tampa Bay	1	10	10.0	10	0	RESERVE/INJURED					3	9	3.0	5	0
11/10	Denver	0	0	0.0	--	0	RESERVE/INJURED					2	3	1.5	6	0
11/17	at Buffalo	0	0	0.0	--	0	RESERVE/INJURED					1	2	2.0	2	0
11/24	at Carolina	1	13	13.0	13	0	RESERVE/INJURED					1	4	4.0	4	0
11/29	Las Vegas	0	0	0.0	--	0	RESERVE/INJURED					0	0	0.0	--	0
12/08	L.A. Chargers															
12/15	at Cleveland															
12/21	Houston															
12/25	at Pittsburgh															
01/05	at Denver															
<b>TOTALS</b>		<b>15</b>	<b>68</b>	<b>4.5</b>	<b>13</b>	<b>1</b>	<b>1</b>	<b>1</b>	<b>1.0</b>	<b>1</b>	<b>0</b>	<b>48</b>	<b>158</b>	<b>3.3</b>	<b>9</b>	<b>0</b>



# INDIVIDUAL GXG STATS: RUSHING

<b>RUSHING:</b>		<b>XAVIER WORTHY</b>				
<b>DATE</b>	<b>OPP.</b>	<b>NO.</b>	<b>YDS</b>	<b>AVG</b>	<b>LG</b>	<b>TD</b>
09/05	Baltimore	1	21	21.0	21t	1
09/15	Cincinnati	1	5	5.0	5	0
09/22	at Atlanta	3	13	4.3	6	0
09/29	at L.A. Chargers	0	0	0.0	--	0
10/07	New Orleans	1	3	3.0	3t	1
10/20	at San Francisco	1	5	5.0	5	0
10/27	at Las Vegas	0	0	0.0	--	0
11/04	Tampa Bay	2	-10	-5.0	--	0
11/10	Denver	0	0	0.0	--	0
11/17	at Buffalo	1	7	7.0	7	0
11/24	at Carolina	1	5	5.0	5	0
11/29	Las Vegas	0	0	0.0	--	0
12/08	L.A. Chargers					
12/15	at Cleveland					
12/21	Houston					
12/25	at Pittsburgh					
01/05	at Denver					
<b>TOTALS</b>		<b>11</b>	<b>49</b>	<b>4.5</b>	<b>21T</b>	<b>2</b>





# INDIVIDUAL GXG STATS: RECEIVING

2024 REGULAR SEASON INDIVIDUAL GAME-BY-GAME STATS

RECEIVING:		MIKE CALIENDO					JODY FORTSON					NOAH GRAY				
DATE	OPP.	NO.	YDS	AVG	LG	TD	NO.	YDS	AVG	LG	TD	NO.	YDS	AVG	LG	TD
09/05	Baltimore	0	0	0.0	--	0						3	37	12.3	13	0
09/15	Cincinnati	0	0	0.0	--	0						0	0	0.0	--	0
09/22	at Atlanta	0	0	0.0	--	0						1	13	13.0	13	0
09/29	at L.A. Chargers	0	0	0.0	--	0						<i>PRACTICE SQUAD</i>				
10/07	New Orleans	0	0	0.0	--	0	1	5	5.0	5	0	2	29	14.5	15	0
10/20	at San Francisco	0	0	0.0	--	0	0	0	0.0	--	0	4	66	16.5	26	0
10/27	at Las Vegas	0	0	0.0	--	0						3	23	7.7	10	0
11/04	Tampa Bay	0	0	0.0	--	0						0	0	0.0	--	0
11/10	Denver	0	0	0.0	--	0						2	18	9.0	13	0
11/17	at Buffalo	1	5	5.0	5	0						4	23	5.8	14	2
11/24	at Carolina	0	0	0.0	--	0						4	66	16.5	35t	2
11/29	Las Vegas	0	0	0.0	--	0						4	58	14.5	26	0
12/08	L.A. Chargers															
12/15	at Cleveland															
12/21	Houston															
12/25	at Pittsburgh															
01/05	at Denver															
<b>TOTALS</b>		<b>1</b>	<b>5</b>	<b>5.0</b>	<b>5</b>	<b>0</b>	<b>1</b>	<b>5</b>	<b>5.0</b>	<b>5</b>	<b>0</b>	<b>31</b>	<b>373</b>	<b>12.0</b>	<b>35T</b>	<b>4</b>

RECEIVING:		MECOLE HARDMAN					DEANDRE HOPKINS					KAREEM HUNT				
DATE	OPP.	NO.	YDS	AVG	LG	TD	NO.	YDS	AVG	LG	TD	NO.	YDS	AVG	LG	TD
09/05	Baltimore	0	0	0.0	--	0										
09/15	Cincinnati	0	0	0.0	--	0										
09/22	at Atlanta	0	0	0.0	--	0										
09/29	at L.A. Chargers	0	0	0.0	--	0						2	16	8.0	9	0
10/07	New Orleans	4	33	8.3	15	0						1	15	15.0	15	0
10/20	at San Francisco	1	17	17.0	17	0						2	5	2.5	3	0
10/27	at Las Vegas	1	8	8.0	8	0						1	4	4.0	4	0
11/04	Tampa Bay	3	17	5.7	12	0	8	86	10.8	35	2	1	11	11.0	11	0
11/10	Denver	1	3	3.0	3	0	4	56	14.0	31	0	7	65	9.3	26	0
11/17	at Buffalo	2	12	6.0	12	0	3	29	9.7	13	0	0	0	0.0	--	0
11/24	at Carolina	0	0	0.0	--	0	5	35	7.0	12	1	3	19	6.3	13	0
11/29	Las Vegas	0	0	0.0	--	0	4	90	22.5	34	0	2	0	0.0	5	0
12/08	L.A. Chargers															
12/15	at Cleveland															
12/21	Houston															
12/25	at Pittsburgh															
01/05	at Denver															
<b>TOTALS</b>		<b>12</b>	<b>90</b>	<b>7.5</b>	<b>17</b>	<b>0</b>	<b>24</b>	<b>296</b>	<b>12.3</b>	<b>35</b>	<b>3</b>	<b>19</b>	<b>135</b>	<b>7.1</b>	<b>26</b>	<b>0</b>

RECEIVING:		TRAVIS KELCE					PATRICK MAHOMES					WANYA MORRIS				
DATE	OPP.	NO.	YDS	AVG	LG	TD	NO.	YDS	AVG	LG	TD	NO.	YDS	AVG	LG	TD
09/05	Baltimore	3	34	11.3	23	0	1	2	2.0	2	0	0	0	0.0	--	0
09/15	Cincinnati	1	5	5.0	5	0	0	0	0.0	--	0	1	1	1.0	1t	1
09/22	at Atlanta	4	30	7.5	17	0	0	0	0.0	--	0	0	0	0.0	--	0
09/29	at L.A. Chargers	7	89	12.7	38	0	0	0	0.0	--	0	0	0	0.0	--	0
10/07	New Orleans	9	70	7.8	21	0	0	0	0.0	--	0	0	0	0.0	--	0
10/20	at San Francisco	4	17	4.3	7	0	0	0	0.0	--	0	0	0	0.0	--	0
10/27	at Las Vegas	10	90	9.0	25	1	0	0	0.0	--	0	0	0	0.0	--	0
11/04	Tampa Bay	14	100	7.1	20	0	0	0	0.0	--	0	0	0	0.0	--	0
11/10	Denver	8	64	8.0	22	1	0	0	0.0	--	0	0	0	0.0	--	0
11/17	at Buffalo	2	8	4.0	6	0	0	0	0.0	--	0	0	0	0.0	--	0
11/24	at Carolina	6	62	10.3	27	0	0	0	0.0	--	0	0	0	0.0	--	0
11/29	Las Vegas	7	68	9.7	24	0	0	0	0.0	--	0	0	0	0.0	--	0
12/08	L.A. Chargers															
12/15	at Cleveland															
12/21	Houston															
12/25	at Pittsburgh															
01/05	at Denver															
<b>TOTALS</b>		<b>75</b>	<b>637</b>	<b>8.5</b>	<b>38</b>	<b>2</b>	<b>1</b>	<b>2</b>	<b>2.0</b>	<b>2</b>	<b>0</b>	<b>1</b>	<b>1</b>	<b>1.0</b>	<b>1T</b>	<b>1</b>



# INDIVIDUAL GXG STATS: RECEIVING

RECEIVING:		ISIAH PACHECO					SAMAJE PERINE					RASHEE RICE				
DATE	OPP.	NO.	YDS	AVG	LG	TD	NO.	YDS	AVG	LG	TD	NO.	YDS	AVG	LG	TD
09/05	Baltimore	2	33	16.5	23	0	1	10	10.0	10	0	7	103	14.7	33	0
09/15	Cincinnati	5	21	4.2	13	0	1	3	3.0	3	0	5	75	15.0	44t	1
09/22	at Atlanta	RESERVE/INJURED					3	15	5.0	8	0	12	110	9.2	27	1
09/29	at L.A. Chargers	RESERVE/INJURED					0	0	0.0	--	0	0	0	0.0	--	0
10/07	New Orleans	RESERVE/INJURED					1	24	24.0	15	0	RESERVE/INJURED				
10/20	at San Francisco	RESERVE/INJURED					1	22	22.0	22	0	RESERVE/INJURED				
10/27	at Las Vegas	RESERVE/INJURED					2	30	15.0	21	0	RESERVE/INJURED				
11/04	Tampa Bay	RESERVE/INJURED					4	25	6.3	11	1	RESERVE/INJURED				
11/10	Denver	RESERVE/INJURED					2	37	18.5	35	0	RESERVE/INJURED				
11/17	at Buffalo	RESERVE/INJURED					2	8	4.0	11	0	RESERVE/INJURED				
11/24	at Carolina	RESERVE/INJURED					2	11	5.5	13	0	RESERVE/INJURED				
11/29	Las Vegas	1	5	5.0	5	0	1	15	15.0	10	0	RESERVE/INJURED				
12/08	L.A. Chargers															
12/15	at Cleveland															
12/21	Houston															
12/25	at Pittsburgh															
01/05	at Denver															
<b>TOTALS</b>		<b>8</b>	<b>59</b>	<b>7.4</b>	<b>23</b>	<b>0</b>	<b>20</b>	<b>200</b>	<b>10.0</b>	<b>35</b>	<b>1</b>	<b>24</b>	<b>288</b>	<b>12.0</b>	<b>44T</b>	<b>2</b>

RECEIVING:		JUJU SMITH-SCHUSTER					CARSON STEELE					JUSTIN WATSON				
DATE	OPP.	NO.	YDS	AVG	LG	TD	NO.	YDS	AVG	LG	TD	NO.	YDS	AVG	LG	TD
09/05	Baltimore	0	0	0.0	--	0	0	0	0.0	--	0	1	25	25.0	25	0
09/15	Cincinnati	0	0	0.0	--	0	0	0	0.0	--	0	2	22	11.0	16	0
09/22	at Atlanta	2	17	8.5	13t	1	1	2	2.0	2	0	1	13	13.0	13	0
09/29	at L.A. Chargers	0	0	0.0	--	0	1	0	0.0	--	0	2	27	13.5	17	0
10/07	New Orleans	7	130	18.6	50	0	0	0	0.0	--	0	0	0	0.0	--	0
10/20	at San Francisco	0	0	0.0	--	0	0	0	0.0	--	0	1	8	8.0	8	0
10/27	at Las Vegas	INACTIVE					1	8	8.0	8	0	3	33	11.0	19	0
11/04	Tampa Bay	INACTIVE					0	0	0.0	--	0	3	43	14.3	19	0
11/10	Denver	INACTIVE					0	0	0.0	--	0	2	6	3.0	5	0
11/17	at Buffalo	1	8	8.0	8	0	1	5	5.0	5	0	2	26	13.0	16	0
11/24	at Carolina	1	6	6.0	6	0	1	9	9.0	9	0	1	15	15.0	15	0
11/29	Las Vegas	1	10	10.0	10	0	0	0	0.0	--	0	1	6	6.0	6t	1
12/08	L.A. Chargers															
12/15	at Cleveland															
12/21	Houston															
12/25	at Pittsburgh															
01/05	at Denver															
<b>TOTALS</b>		<b>12</b>	<b>171</b>	<b>14.3</b>	<b>50</b>	<b>1</b>	<b>5</b>	<b>24</b>	<b>4.8</b>	<b>9</b>	<b>0</b>	<b>19</b>	<b>224</b>	<b>11.8</b>	<b>25</b>	<b>1</b>

RECEIVING:		JARED WILEY					XAVIER WORTHY				
DATE	OPP.	NO.	YDS	AVG	LG	TD	NO.	YDS	AVG	LG	TD
09/05	Baltimore	0	0	0.0	--	0	2	47	23.5	35t	1
09/15	Cincinnati	1	7	7.0	7	0	2	17	8.5	12	0
09/22	at Atlanta	0	0	0.0	--	0	2	17	8.5	10	0
09/29	at L.A. Chargers	0	0	0.0	--	0	3	73	24.3	54t	1
10/07	New Orleans	0	0	0.0	--	0	3	25	8.3	18	0
10/20	at San Francisco	0	0	0.0	--	0	3	19	6.3	8	0
10/27	at Las Vegas	0	0	0.0	--	0	4	37	9.3	16	1
11/04	Tampa Bay	RESERVE/INJURED					0	0	0.0	--	0
11/10	Denver	RESERVE/INJURED					1	11	11.0	11	0
11/17	at Buffalo	RESERVE/INJURED					4	61	15.3	31	1
11/24	at Carolina	RESERVE/INJURED					4	46	11.5	19	0
11/29	Las Vegas	RESERVE/INJURED					5	54	10.8	19	0
12/08	L.A. Chargers										
12/15	at Cleveland										
12/21	Houston										
12/25	at Pittsburgh										
01/05	at Denver										
<b>TOTALS</b>		<b>1</b>	<b>7</b>	<b>7.0</b>	<b>7</b>	<b>0</b>	<b>33</b>	<b>407</b>	<b>12.3</b>	<b>54T</b>	<b>4</b>



# INDIVIDUAL GXG STATS: PUNTING

## 2024 REGULAR SEASON INDIVIDUAL GAME-BY-GAME STATS

PUNTING:		MATT ARAIZA							
DATE	OPP.	NO.	YDS	AVG	TB	IN 20	LG	NET	BLK
09/05	Baltimore	3	144	48.0	2	1	56	33.7	0
09/15	Cincinnati	2	112	56.0	0	2	63	51.5	0
09/22	at Atlanta	3	145	48.3	0	1	52	44.3	0
09/29	at L.A. Chargers	4	200	50.0	0	4	53	50.0	0
10/07	New Orleans	1	56	56.0	0	0	56	46.0	0
10/20	at San Francisco	3	179	59.7	1	0	67	49.3	0
10/27	at Las Vegas	2	93	46.5	0	1	51	38.0	0
11/04	Tampa Bay	4	171	42.8	0	1	49	38.3	0
11/10	Denver	4	213	53.3	2	1	64	36.3	0
11/17	at Buffalo	4	193	48.3	0	1	58	34.3	0
11/24	at Carolina	2	94	47.0	0	1	48	42.0	0
11/29	Las Vegas	5	217	43.4	0	2	54	35.6	0
12/08	L.A. Chargers								
12/15	at Cleveland								
12/21	Houston								
12/25	at Pittsburgh								
01/05	at Denver								
<b>TOTALS</b>		<b>37</b>	<b>1,817</b>	<b>49.1</b>	<b>5</b>	<b>15</b>	<b>67</b>	<b>40.6</b>	<b>0</b>



# INDIVIDUAL GXG STATS: FIELD GOALS

## 2024 REGULAR SEASON INDIVIDUAL GAME-BY-GAME STATS

FIELD GOALS:		HARRISON BUTKER									
DATE	OPP.	0-19	20-29	30-39	40-49	50+	TOTAL	FGM	FGA	PCT	LG
09/05	Baltimore	0/0	0/0	2/2	0/0	0/0	2/2	2	2	100.0%	32
09/15	Cincinnati	1/1	0/0	0/0	0/0	1/1	2/2	2	2	100.0%	51
09/22	at Atlanta	0/0	1/1	0/0	1/1	1/1	3/3	3	3	100.0%	53
09/29	at L.A. Chargers	0/0	0/0	1/1	0/0	0/1	1/2	1	2	50.0%	37
10/07	New Orleans	0/0	2/2	2/2	0/0	0/1	4/5	4	5	80.0%	38
10/20	at San Francisco	0/0	0/0	0/0	0/0	0/0	0/0	0	0	0.0%	0
10/27	at Las Vegas	0/0	1/1	0/0	1/1	0/0	2/2	2	2	100.0%	42
11/04	Tampa Bay	0/0	0/0	0/0	1/1	0/0	1/1	1	1	100.0%	40
11/10	Denver	0/0	2/2	1/1	0/0	0/0	3/3	3	3	100.0%	36
11/17	at Buffalo	RESERVE/INJURED									
11/24	at Carolina	RESERVE/INJURED									
11/29	Las Vegas	RESERVE/INJURED									
12/08	L.A. Chargers										
12/15	at Cleveland										
12/21	Houston										
12/25	at Pittsburgh										
01/05	at Denver										
<b>TOTALS</b>		<b>1/1</b>	<b>6/6</b>	<b>6/6</b>	<b>3/3</b>	<b>2/4</b>	<b>18/20</b>	<b>18</b>	<b>20</b>	<b>90.0%</b>	<b>53</b>





# INDIVIDUAL GXG STATS: DEFENSIVE

DATE	NAZEEH JOHNSON							CHRIS JONES							GEORGE KARLAFTIS																						
	S	A	TK	TFL	LY	SK	Y	INT	FR	FF	PR	PD	S	A	TK	TFL	LY	SK	Y	INT	FR	FF	PR	PD	S	A	TK	TFL	LY	SK	Y	INT	FR	FF	PR	PD	
09/05	0	0	0	0	0	0.0	0.0	0	0	0	0	0	1	2	3	1	6	1.0	6.0	0	0	1	0	0	1	1	2	0	0	0.0	0.0	0	0	0	0	1	0
09/15	0	0	0	0	0	0.0	0.0	0	0	0	0	0	0	0	0	0	0	0.0	0.0	0	0	0	2	0	2	1	3	1	3	1.0	3.0	0	0	0	0	2	0
09/22	1	0	1	1	2	0.0	0.0	0	0	0	0	0	0	2	2	0	0	0.0	0.0	0	0	0	1	0	1	1	2	1	1	0.0	0.0	0	0	0	0	2	0
09/29	0	2	2	0	0	0.0	0.0	0	0	0	0	0	3	1	4	2	10	2.0	10.0	0	0	0	3	0	2	1	3	0	0	0.0	0.0	0	0	0	0	1	0
10/07	0	1	1	0	0	0.0	0.0	0	0	0	0	0	0	2	2	0	0	0.0	0.0	0	0	0	1	0	0	1	1	0	0	0.0	0.0	0	0	0	0	2	0
10/20	1	2	3	0	0	0.0	0.0	0	0	0	0	0	1	0	1	0	0	0.0	0.0	0	0	0	0	0	2	1	3	1	3	1.0	3.0	0	0	0	0	2	0
10/27	2	3	5	0	0	0.0	0.0	0	0	0	0	0	2	1	3	1	4	0.0	0.0	0	0	0	1	0	1	3	4	1	6	1.0	6.0	0	0	0	0	2	1
11/04	INACTIVE							2	0	2	0	0	0.0	0.0	0	0	0	0	0	0	1	0	3	1	4	1	3	1.0	3.0	0	0	0	0	1	1		
11/10	6	4	10	1	17	1.0	17.0	0	0	0	1	0	0	2	2	0	0	0.0	0.0	0	0	0	1	0	0	1	1	0	0	0.0	0.0	0	0	0	0	0	0
11/17	5	3	8	0	0	0.0	0.0	0	0	0	0	0	4	1	5	1	1	0.0	0.0	0	0	0	0	0	1	0	1	0	0	0.0	0.0	0	0	0	0	1	0
11/24	5	3	8	0	0	0.0	0.0	0	0	0	0	1	0	0	0	0	0	0.0	0.0	0	0	0	1	0	1	1	2	0	0	0.0	0.0	0	0	0	0	2	0
11/29	1	1	2	0	0	0.0	0.0	0	0	0	0	0	3	3	6	2	7	2.0	7.0	0	0	0	2	0	1	1	2	1	15	1.0	15.0	0	0	0	0	1	1
12/08																																					
12/15																																					
12/21																																					
12/25																																					
01/05																																					
<b>TOTALS</b>	<b>21</b>	<b>19</b>	<b>40</b>	<b>2</b>	<b>19</b>	<b>1.0</b>	<b>17.0</b>	<b>0</b>	<b>0</b>	<b>0</b>	<b>1</b>	<b>1</b>	<b>16</b>	<b>14</b>	<b>30</b>	<b>7</b>	<b>28</b>	<b>5.0</b>	<b>23.0</b>	<b>0</b>	<b>0</b>	<b>1</b>	<b>13</b>	<b>0</b>	<b>15</b>	<b>13</b>	<b>28</b>	<b>6</b>	<b>31</b>	<b>5.0</b>	<b>30.0</b>	<b>0</b>	<b>0</b>	<b>0</b>	<b>0</b>	<b>17</b>	<b>3</b>





# INDIVIDUAL GXG STATS: DEFENSIVE

		JOSHUA WILLIAMS											
DATE	OPP	SACKS			TFL		SKY		INT			PR	
		S	A	TK	TFL	Y	SK	SKY	INT	FR	FF	PR	PD
09/05	Baltimore	1	0	1	0	0	0.0	0.0	0	0	0	0	0
09/15	Cincinnati	0	0	0	0	0	0.0	0.0	0	0	0	0	0
09/22	at Atlanta	0	0	0	0	0	0.0	0.0	0	0	0	0	0
09/29	at L.A. Chargers	0	0	0	0	0	0.0	0.0	0	0	0	0	0
10/07	New Orleans	0	0	0	0	0	0.0	0.0	0	0	0	0	0
10/20	at San Francisco	0	0	0	0	0	0.0	0.0	0	0	0	0	0
10/27	at Las Vegas	0	1	1	0	0	0.0	0.0	0	0	0	0	0
11/04	Tampa Bay	3	1	4	0	0	0.0	0.0	0	0	0	0	0
11/10	Denver	0	0	0	0	0	0.0	0.0	0	0	0	0	0
11/17	at Buffalo	0	0	0	0	0	0.0	0.0	0	0	0	0	0
11/24	at Carolina	0	0	0	0	0	0.0	0.0	0	0	0	0	0
11/29	Las Vegas	2	2	4	1	1	0.0	0.0	0	0	0	0	1
12/08	L.A. Chargers												
12/15	at Cleveland												
12/21	Houston												
12/25	at Pittsburgh												
01/05	at Denver												
<b>TOTALS</b>		<b>6</b>	<b>4</b>	<b>10</b>	<b>1</b>	<b>1</b>	<b>0.0</b>	<b>0.0</b>	<b>0</b>	<b>0</b>	<b>0</b>	<b>0</b>	<b>1</b>





# INDIVIDUAL GXG STATS: SPECIAL TEAMS

## 2024 REGULAR SEASON INDIVIDUAL SPECIAL TEAMS GAME-BY-GAME STATS

DATE	OPP.	MATT ARAIZA			LEO CHENAL			COLE CHRISTIANSEN			JACK COCHRANE		
		TKL	AST	TOT	TKL	AST	TOT	TKL	AST	TOT	TKL	AST	TOT
09/05	Baltimore	0	0	0	0	0	0	PRACTICE SQUAD			0	0	0
09/15	Cincinnati	0	0	0	0	0	0	PRACTICE SQUAD			0	0	0
09/22	at Atlanta	0	0	0	0	0	0	0	0	0	0	0	0
09/29	at L.A. Chargers	0	0	0	0	0	0	0	0	0	0	0	0
10/07	New Orleans	0	0	0	0	0	0	1	0	1	1	0	1
10/20	at San Francisco	0	0	0	1	0	1	0	0	0	0	0	0
10/27	at Las Vegas	0	0	0	0	0	0	0	0	0	0	0	0
11/04	Tampa Bay	0	0	0	0	1	1	0	0	0	1	0	1
11/10	Denver	0	0	0	0	0	0	PRACTICE SQUAD			0	0	0
11/17	at Buffalo	0	0	0	0	0	0	PRACTICE SQUAD			0	0	0
11/24	at Carolina	0	0	0	0	0	0	PRACTICE SQUAD			0	0	0
11/29	Las Vegas	2	0	2	2	0	2	PRACTICE SQUAD			0	0	0
12/08	L.A. Chargers												
12/15	at Cleveland												
12/21	Houston												
12/25	at Pittsburgh												
01/05	at Denver												
<b>TOTALS</b>		<b>2</b>	<b>0</b>	<b>2</b>	<b>3</b>	<b>1</b>	<b>4</b>	<b>1</b>	<b>0</b>	<b>1</b>	<b>2</b>	<b>0</b>	<b>2</b>

DATE	OPP.	CHAMARRI CONNER			JADEN HICKS			KEAONTAY INGRAM			NAZEEH JOHNSON		
		TKL	AST	TOT	TKL	AST	TOT	TKL	AST	TOT	TKL	AST	TOT
09/05	Baltimore	0	0	0	0	0	0	PRACTICE SQUAD			1	0	1
09/15	Cincinnati	1	1	2	0	0	0	PRACTICE SQUAD			0	0	0
09/22	at Atlanta	0	0	0	2	0	2	0	1	1	0	0	0
09/29	at L.A. Chargers	0	0	0	0	0	0				0	0	0
10/07	New Orleans	0	0	0	0	0	0	PRACTICE SQUAD			1	0	1
10/20	at San Francisco	0	0	0	1	0	1	PRACTICE SQUAD			0	0	0
10/27	at Las Vegas	0	0	0	0	0	0	PRACTICE SQUAD			0	0	0
11/04	Tampa Bay	0	0	0	0	0	0	PRACTICE SQUAD			INACTIVE		
11/10	Denver	0	0	0	0	0	0	PRACTICE SQUAD			0	0	0
11/17	at Buffalo	0	1	1	0	0	0	PRACTICE SQUAD			0	0	0
11/24	at Carolina	0	0	0	1	0	1	PRACTICE SQUAD			0	0	0
11/29	Las Vegas	3	0	3	0	0	0	PRACTICE SQUAD			0	1	1
12/08	L.A. Chargers												
12/15	at Cleveland												
12/21	Houston												
12/25	at Pittsburgh												
01/05	at Denver												
<b>TOTALS</b>		<b>4</b>	<b>2</b>	<b>6</b>	<b>4</b>	<b>0</b>	<b>4</b>	<b>0</b>	<b>1</b>	<b>1</b>	<b>2</b>	<b>1</b>	<b>3</b>

DATE	OPP.	CAM JONES			SAMAJE PERINE			CHRIS ROLAND-WALLACE			CARSON STEELE		
		TKL	AST	TOT	TKL	AST	TOT	TKL	AST	TOT	TKL	AST	TOT
09/05	Baltimore	0	0	0	0	0	0	0	0	0	0	0	0
09/15	Cincinnati	0	0	0	0	0	0	0	0	0	0	0	0
09/22	at Atlanta	0	1	1	0	1	1	0	0	0	0	0	0
09/29	at L.A. Chargers	0	0	0	0	0	0	0	0	0	0	0	0
10/07	New Orleans	1	0	1	0	0	0	0	0	0	0	0	0
10/20	at San Francisco	0	0	0	0	0	0	0	0	0	0	0	0
10/27	at Las Vegas	0	0	0	0	0	0	0	0	0	0	0	0
11/04	Tampa Bay	0	0	0	1	0	1	0	1	1	0	0	0
11/10	Denver	0	0	0	0	0	0	0	0	0	0	0	0
11/17	at Buffalo	0	1	1	0	1	1	1	0	1	0	0	0
11/24	at Carolina	0	0	0	0	0	0	0	0	0	0	0	0
11/29	Las Vegas	0	0	0	0	0	0	1	0	1	0	1	1
12/08	L.A. Chargers												
12/15	at Cleveland												
12/21	Houston												
12/25	at Pittsburgh												
01/05	at Denver												
<b>TOTALS</b>		<b>1</b>	<b>2</b>	<b>3</b>	<b>1</b>	<b>2</b>	<b>3</b>	<b>2</b>	<b>1</b>	<b>3</b>	<b>0</b>	<b>1</b>	<b>1</b>



# INDIVIDUAL GXG STATS: SPECIAL TEAMS

DATE	OPP.	KEITH TAYLOR			JOSHUA WILLIAMS			JAMES WINCHESTER		
		TKL	AST	TOT	TKL	AST	TOT	TKL	AST	TOT
09/05	Baltimore	<i>PRACTICE SQUAD</i>			0	0	0	0	0	0
09/15	Cincinnati	<i>PRACTICE SQUAD</i>			1	0	1	0	0	0
09/22	at Atlanta	<i>PRACTICE SQUAD</i>			0	0	0	0	1	1
09/29	at L.A. Chargers	<i>PRACTICE SQUAD</i>			0	0	0	0	0	0
10/07	New Orleans	<i>PRACTICE SQUAD</i>			0	0	0	0	0	0
10/20	at San Francisco	<i>PRACTICE SQUAD</i>			0	0	0	0	0	0
10/27	at Las Vegas	0	0	0	1	0	1	0	0	0
11/04	Tampa Bay	0	0	0	0	0	0	0	0	0
11/10	Denver	0	0	0	0	0	0	0	0	0
11/17	at Buffalo	0	1	1	0	1	1	0	0	0
11/24	at Carolina	0	0	0	0	0	0	0	0	0
11/29	Las Vegas	0	0	0	0	0	0	0	0	0
12/08	L.A. Chargers									
12/15	at Cleveland									
12/21	Houston									
12/25	at Pittsburgh									
01/05	at Denver									
<b>TOTALS</b>		<b>0</b>	<b>1</b>	<b>1</b>	<b>2</b>	<b>1</b>	<b>3</b>	<b>0</b>	<b>1</b>	<b>1</b>



# INDIVIDUAL GXG STATS: PUNT RETURNS

## 2024 REGULAR SEASON INDIVIDUAL GAME-BY-GAME STATS

PUNT RETURNS:		MECOLE HARDMAN					
DATE	OPP.	NO.	YDS	AVG	LG	FC	TD
09/05	Baltimore	0	0	0.0	0	2	0
09/15	Cincinnati	2	13	6.5	11	0	0
09/22	at Atlanta	1	12	12.0	12	0	0
09/29	at L.A. Chargers	3	15	5.0	12	1	0
10/07	New Orleans	4	32	8.0	13	0	0
10/20	at San Francisco	1	55	55.0	55	2	0
10/27	at Las Vegas	1	6	6.0	6	0	0
11/04	Tampa Bay	1	30	30.0	30	2	0
11/10	Denver	3	28	9.3	19	0	0
11/17	at Buffalo	1	8	8.0	8	2	0
11/24	at Carolina	2	-4	-2.0	0	0	0
11/29	Las Vegas	1	8	8.0	8	0	0
12/08	L.A. Chargers						
12/15	at Cleveland						
12/21	Houston						
12/25	at Pittsburgh						
01/05	at Denver						
<b>TOTALS</b>		<b>20</b>	<b>203</b>	<b>10.2</b>	<b>55</b>	<b>9</b>	<b>0</b>

# INDIVIDUAL GXG STATS: KICKOFF RETURNS

## 2024 REGULAR SEASON INDIVIDUAL GAME-BY-GAME STATS

KICKOFF RETURNS:		MECOLE HARDMAN						SKYY MOORE						SAMAJE PERINE					
DATE	OPP.	NO.	YDS	AVG	LG	FC	TD	NO.	YDS	AVG	LG	FC	TD	NO.	YDS	AVG	LG	FC	TD
09/05	Baltimore	1	29	29.0	29	0	0	0	0	0.0	0	0	0	0	0	0.0	0	0	0
09/15	Cincinnati	0	0	0.0	0	0	0	0	0	0.0	0	0	0	0	0	0.0	0	0	0
09/22	at Atlanta	2	51	25.5	32	0	0	0	0	0.0	0	0	0	0	0	0.0	0	0	0
09/29	at L.A. Chargers	0	0	0.0	0	0	0	0	0	0.0	0	0	0	0	0	0.0	0	0	0
10/07	New Orleans	0	0	0.0	0	0	0	1	15	15.0	15	0	0	0	0	0.0	0	0	0
10/20	at San Francisco	0	0	0.0	0	0	0	1	28	28.0	28	0	0	0	0	0.0	0	0	0
10/27	at Las Vegas	0	0	0.0	0	0	0	RESERVE/INJURED						0	0	0.0	0	0	0
11/04	Tampa Bay	0	0	0.0	0	0	0	RESERVE/INJURED						0	0	0.0	0	0	0
11/10	Denver	0	0	0.0	0	0	0	RESERVE/INJURED						0	0	0.0	0	0	0
11/17	at Buffalo	0	0	0.0	0	0	0	RESERVE/INJURED						0	0	0.0	0	0	0
11/24	at Carolina	1	28	28.0	28	0	0	RESERVE/INJURED						3	104	34.7	56	0	0
11/29	Las Vegas	1	24	24.0	24	0	0	RESERVE/INJURED						1	26	26.0	26	0	0
12/08	L.A. Chargers																		
12/15	at Cleveland																		
12/21	Houston																		
12/25	at Pittsburgh																		
01/05	at Denver																		
<b>TOTALS</b>		<b>5</b>	<b>132</b>	<b>26.4</b>	<b>32</b>	<b>0</b>	<b>0</b>	<b>2</b>	<b>43</b>	<b>21.5</b>	<b>28</b>	<b>0</b>	<b>0</b>	<b>4</b>	<b>130</b>	<b>32.5</b>	<b>56</b>	<b>0</b>	<b>0</b>

KICKOFF RETURNS:		CARSON STEELE					
DATE	OPP.	NO.	YDS	AVG	LG	FC	TD
09/05	Baltimore	1	28	28.0	28	0	0
09/15	Cincinnati	0	0	0.0	0	0	0
09/22	at Atlanta	0	0	0.0	0	0	0
09/29	at L.A. Chargers	0	0	0.0	0	0	0
10/07	New Orleans	2	54	27.0	29	0	0
10/20	at San Francisco	1	31	31.0	31	0	0
10/27	at Las Vegas	0	0	0.0	0	0	0
11/04	Tampa Bay	0	0	0.0	0	0	0
11/10	Denver	1	25	25.0	25	0	0
11/17	at Buffalo	0	0	0.0	0	0	0
11/24	at Carolina	0	0	0.0	0	0	0
11/29	Las Vegas	0	0	0.0	0	0	0
12/08	L.A. Chargers						
12/15	at Cleveland						
12/21	Houston						
12/25	at Pittsburgh						
01/05	at Denver						
<b>TOTALS</b>		<b>5</b>	<b>138</b>	<b>27.6</b>	<b>31</b>	<b>0</b>	<b>0</b>



# GAME-BY-GAME STARTERS

Joe Thuney	<b>LG</b>	<b>LG</b>	<b>LG</b>	<b>LG</b>	<b>LG</b>	<b>LG</b>	<b>LG</b>	<b>LG</b>	<b>LG</b>	<b>LG</b>	<b>LG</b>	<b>LG</b>	-	-	-	-	-	12	12	0	0
Drue Tranquill	<b>LB</b>	<b>LB</b>	<b>LB</b>	<b>LB</b>	<b>LB</b>	<b>LB</b>	<b>LB</b>	<b>LB</b>	<b>LB</b>	<b>LB</b>	<b>LB</b>	<b>LB</b>	-	-	-	-	-	12	12	0	0
Marlon Tuipulotu	<b>^</b>	<b>*</b>	<b>*</b>	<b>*</b>	<b>*</b>	<b>*</b>	<b>*</b>	<b>*</b>	<b>*</b>	<b>*</b>	<b>*</b>	<b>*</b>	-	-	-	-	-	0	0	0	11
Montrell Washington	<i>PS</i>	<i>PS</i>	<i>PS</i>	<i>PS</i>	<i>PS</i>	<i>PS</i>	<i>P</i>	<i>PS</i>	<i>PS</i>	<i>PS</i>	<i>PS</i>	<i>PS</i>	-	-	-	-	-	1	0	0	0
Jaylen Watson	<b>CB</b>	<b>CB</b>	<b>CB</b>	<b>CB</b>	<b>CB</b>	<b>CB</b>	<i>IR</i>	<i>IR</i>	<i>IR</i>	<i>IR</i>	<i>IR</i>	<i>IR</i>	-	-	-	-	-	6	6	0	0
Justin Watson	<i>P</i>	<i>P</i>	<b>WR</b>	<b>WR</b>	<b>WR</b>	<i>P</i>	<b>WR</b>	<i>P</i>	<i>P</i>	<i>P</i>	<i>P</i>	<i>P</i>	-	-	-	-	-	12	4	0	0
Carson Wentz	<i>DNP</i>	<i>DNP</i>	<i>DNP</i>	<i>DNP</i>	<i>DNP</i>	<i>P</i>	<i>DNP</i>	<i>DNP</i>	<i>DNP</i>	<i>DNP</i>	<i>DNP</i>	<i>DNP</i>	-	-	-	-	-	1	0	11	0
Tereshawn Wharton	<i>P</i>	<i>P</i>	<b>DT</b>	<i>P</i>	<i>P</i>	<i>P</i>	<b>DT</b>	<b>DT</b>	<b>DT</b>	<b>DT</b>	<b>DT</b>	<b>DT</b>	-	-	-	-	-	12	7	0	0
Jared Wiley	<i>P</i>	<b>TE</b>	<i>P</i>	<i>P</i>	<i>P</i>	<i>P</i>	<b>TE</b>	<i>IR</i>	<i>IR</i>	<i>IR</i>	<i>IR</i>	<i>IR</i>	-	-	-	-	-	7	2	0	0
Joshua Williams	<i>P</i>	<i>P</i>	<i>P</i>	<i>P</i>	<i>P</i>	<i>P</i>	<i>P</i>	<b>CB</b>	<i>P</i>	<i>P</i>	<i>P</i>	<i>P</i>	-	-	-	-	-	12	1	0	0
James Winchester	<i>P</i>	<i>P</i>	<i>P</i>	<i>P</i>	<i>P</i>	<i>P</i>	<i>P</i>	<i>P</i>	<i>P</i>	<i>P</i>	<i>P</i>	<i>P</i>	-	-	-	-	-	12	0	0	0
Xavier Worthy	<b>WR</b>	<i>P</i>	<b>WR</b>	<b>WR</b>	<b>WR</b>	<b>WR</b>	<i>P</i>	<b>PR</b>	<b>WR</b>	<b>PR</b>	<i>P</i>	<b>WR</b>	-	-	-	-	-	12	9	0	0
Bailey Zappe	<b>^</b>	<i>PS</i>	<i>PS</i>	<i>PS</i>	<i>PS</i>	<i>PS</i>	<b>^</b>	<b>^</b>	<b>^</b>	<b>^</b>	<b>^</b>	<b>^</b>	-	-	-	-	-	0	0	0	0

**LEGEND:**

Starters indicated by position (Bold), P=Played, \*=Inactive, DNP=Did Not Play, PS=Practice Squad, IR=Reserve/Injured, PSIR=Practice Squad/Injured Reserve, R/PUP=Reserve/Physically-Unable-To-Perform, R/NFIL=Reserve/Non-Football Injury, NOT=Not on Roster, R/NFIL=Reserve/NFIL, ^=With Other Team

**2024 REGULAR SEASON**

OFFENSE											
DATE	OPPONENT	QB	RB	TE	WR	LT	LG	C	RG	RT	
9/5	Baltimore	Patrick Mahomes	Isiah Pacheco	Travis Kelce	Rashee Rice/ Xavier Worthy/ Juju Smith-Schuster	Kingsley Suamataia	Joe Thuney	Creed Humphrey	Trey Smith	Jawaan Taylor	
9/15	Cincinnati	Patrick Mahomes	Isiah Pacheco	Jared Wiley/ Noah Gray/ Travis Kelce	Rashee Rice	Kingsley Suamataia	Joe Thuney	Creed Humphrey	Trey Smith	Jawaan Taylor	
9/22	at Atlanta	Patrick Mahomes	Carson Steele	Travis Kelce	Rashee Rice/ Xavier Worthy/ Justin Watson	Wanya Morris	Joe Thuney	Creed Humphrey	Trey Smith	Jawaan Taylor	
9/29	at L.A. Chargers	Patrick Mahomes	Carson Steele	Travis Kelce	Rashee Rice/ Xavier Worthy/ Justin Watson	Wanya Morris	Joe Thuney	Creed Humphrey	Trey Smith	Jawaan Taylor	
10/7	New Orleans	Patrick Mahomes	Kareem Hunt	Travis Kelce	Xavier Worthy/ Juju Smith-Schuster/ Justin Watson	Wanya Morris	Joe Thuney	Creed Humphrey	Trey Smith	Jawaan Taylor	
10/20	at San Francisco	Patrick Mahomes	Kareem Hunt	Travis Kelce/ Noah Gray	Xavier Worthy/ Juju Smith-Schuster	Wanya Morris	Joe Thuney	Creed Humphrey	Trey Smith	Jawaan Taylor	
10/27	at Las Vegas	Patrick Mahomes	Kareem Hunt	Jared Wiley/ Noah Gray/ Travis Kelce	Justin Watson	Wanya Morris	Joe Thuney	Creed Humphrey	Trey Smith	Jawaan Taylor	
11/4	Tampa Bay	Patrick Mahomes	Kareem Hunt	Travis Kelce/ Noah Gray	DeAndre Hopkins/ Xavier Worthy	Wanya Morris	Joe Thuney	Creed Humphrey	Trey Smith	Jawaan Taylor	
11/10	Denver	Patrick Mahomes	Kareem Hunt	Travis Kelce/ Noah Gray	DeAndre Hopkins/ Xavier Worthy	Wanya Morris	Joe Thuney	Creed Humphrey	Trey Smith	Jawaan Taylor	
11/17	at Buffalo	Patrick Mahomes	Kareem Hunt	Travis Kelce/ Noah Gray	Juju Smith-Schuster/ Xavier Worthy	Wanya Morris	Joe Thuney	Creed Humphrey	Trey Smith	Jawaan Taylor	
11/24	at Carolina	Patrick Mahomes	Kareem Hunt	Noah Gray/ Travis Kelce	DeAndre Hopkins/ Juju Smith-Schuster	Wanya Morris	Joe Thuney	Creed Humphrey	Trey Smith	Jawaan Taylor	
11/29	Las Vegas	Patrick Mahomes	Kareem Hunt	Noah Gray/ Travis Kelce	DeAndre Hopkins/ Xavier Worthy	Wanya Morris	Joe Thuney	Creed Humphrey	Trey Smith	Jawaan Taylor	
12/8		--	--	--	--	--	--	--	--	--	
12/15		--	--	--	--	--	--	--	--	--	
12/21		--	--	--	--	--	--	--	--	--	
12/25		--	--	--	--	--	--	--	--	--	
1/5		--	--	--	--	--	--	--	--	--	



# GAME-BY-GAME STARTERS

## 2024 REGULAR SEASON

DEFENSE								
DATE	OPPONENT	DE	DT	LB	CB	S	NT	DB
9/5	Baltimore	Mike Danna/ George Karlaftis	Chris Jones	Nick Bolton/ Drue Tranquill/ Leo Chenal	Trent McDuffie/ Jaylen Watson	Bryan Cook/ Justin Reid	Mike Pennel	--
9/15	Cincinnati	Mike Danna/ George Karlaftis	Chris Jones	Nick Bolton/ Drue Tranquill/ Leo Chenal	Trent McDuffie/ Jaylen Watson	Bryan Cook/ Justin Reid	Mike Pennel	--
9/22	at Atlanta	Mike Danna/ George Karlaftis	Chris Jones/ Tershawn Wharton	Nick Bolton/ Drue Tranquill	Trent McDuffie/ Jaylen Watson	Bryan Cook/ Justin Reid	--	Chamarri Conner
9/29	at L.A. Chargers	George Karlaftis/ Felix Anudike- Uzomah	Chris Jones	Nick Bolton/ Drue Tranquill/ Leo Chenal	Trent McDuffie/ Jaylen Watson	Bryan Cook/ Justin Reid	Mike Pennel	--
10/7	New Orleans	George Karlaftis/ Mike Danna	Chris Jones	Nick Bolton/ Drue Tranquill/ Leo Chenal	Trent McDuffie/ Jaylen Watson	Bryan Cook/ Justin Reid	Mike Pennel	--
10/20	at San Francisco	George Karlaftis/ Felix Anudike- Uzomah	Chris Jones	Nick Bolton/ Drue Tranquill/ Leo Chenal	Trent McDuffie/ Jaylen Watson	Bryan Cook/ Justin Reid	Mike Pennel	--
10/27	at Las Vegas	George Karlaftis	Chris Jones/ Tershawn Wharton	Nick Bolton/ Drue Tranquill/ Leo Chenal	Trent McDuffie	Bryan Cook/ Justin Reid/ Nazeeh Johnson	--	Chamarri Conner
11/4	Tampa Bay	George Karlaftis	Chris Jones/ Tershawn Wharton	Nick Bolton/ Leo Chenal/ Drue Tranquill	Trent McDuffie/ Joshua Williams	Bryan Cook/ Justin Reid	--	Chamarri Conner
11/10	Denver	Mike Danna	Chris Jones/ Tershawn Wharton	Nick Bolton/ Leo Chenal/ Drue Tranquill	Trent McDuffie/ Nazeeh Johnson	Bryan Cook/ Justin Reid	--	Chamarri Conner
11/17	at Buffalo	George Karlaftis/ Mike Danna	Chris Jones/ Tershawn Wharton	Nick Bolton/ Leo Chenal/ Drue Tranquill	Trent McDuffie/ Nazeeh Johnson	Bryan Cook/ Justin Reid	--	Chamarri Conner
11/24	at Carolina	George Karlaftis/ Mike Danna	Chris Jones/ Tershawn Wharton	Nick Bolton/ Drue Tranquill	Trent McDuffie/ Nazeeh Johnson	Bryan Cook/ Justin Reid	--	Chamarri Conner
11/29	Las Vegas	Mike Danna	Chris Jones/ Tershawn Wharton	Nick Bolton/ Leo Chenal/ Drue Tranquill	Trent McDuffie/ Nazeeh Johnson	Bryan Cook/ Justin Reid	--	Chamarri Conner
12/8		--	--	--	--	--	--	--
12/15		--	--	--	--	--	--	--
12/21		--	--	--	--	--	--	--
12/25		--	--	--	--	--	--	--
1/5		--	--	--	--	--	--	--

# GAME-BY-GAME CAPTAINS

## 2024 REGULAR SEASON - CAPTAINS

DATE	OPPONENT	OFFENSE	DEFENSE	SPECIAL TEAMS
9/5	Baltimore	Patrick Mahomes	Chris Jones	Harrison Butker
9/15	Cincinnati	Travis Kelce	Nick Bolton	Nazeeh Johnson
9/22	at Atlanta	Trey Smith	Mike Pennel	James Winchester
9/29	at L.A. Chargers	Rashee Rice	Drue Tranquill	Joshua Williams
10/7	New Orleans	Creed Humphrey	Trent McDuffie	Matt Araiza
10/20	at San Francisco	Joe Thuney	Justin Reid	Chamarri Conner
10/27	at Las Vegas	Kareem Hunt	Bryan Cook	Leo Chenal
11/4	Tampa Bay	Justin Watson	Tershawn Wharton	Mecole Hardman
11/10	Denver	Samaje Perine	Nick Bolton	Jack Cochrane
11/17	at Buffalo	Patrick Mahomes	Chris Jones	Matt Araiza
11/24	at Carolina	Trey Smith	George Karlaftis	Joshua Williams
11/29	Las Vegas	Noah Gray	Mike Danna	James Winchester
12/8	L.A. Chargers	--	--	--
12/15	at Cleveland	--	--	--
12/21	Houston	--	--	--
12/25	at Pittsburgh	--	--	--
1/5	at Denver	--	--	--



# GAME-BY-GAME INACTIVES

2024 REGULAR SEASON INACTIVES			
DATE	OPPONENT	PLAYERS	
9/5	Baltimore	Hollywood Brown Ethan Driskell	C.J. Hanson
9/15	Cincinnati	Ethan Driskell C.J. Hanson	Marlon Tuipulotu
9/22	at Atlanta	Ethan Driskell C.J. Hanson	Marlon Tuipulotu
9/29	at L.A. Chargers	Mike Danna Ethan Driskell C.J. Hanson	Marlon Tuipulotu
10/7	New Orleans	Ethan Driskell C.J. Hanson	Marlon Tuipulotu
10/20	at San Francisco	Mike Danna Ethan Driskell Clyde Edwards-Helaire	C.J. Hanson Marlon Tuipulotu
10/27	at Las Vegas	Mike Danna Ethan Driskell Clyde Edwards-Helaire C.J. Hanson	Juju Smith-Schuster Marlon Tuipulotu
11/4	Tampa Bay	Mike Danna Ethan Driskell Clyde Edwards-Helaire C.J. Hanson	Nazeeh Johnson Juju Smith-Schuster Marlon Tuipulotu
11/10	Denver	Ethan Driskell Clyde Edwards-Helaire C.J. Hanson	Juju Smith-Schuster Marlon Tuipulotu
11/17	at Buffalo	Clyde Edwards-Helaire C.J. Hanson Kingsley Suamataia	Cameron Thomas Marlon Tuipulotu
11/24	at Carolina	Ethan Driskell Clyde Edwards-Helaire C.J. Hanson	Marlon Tuipulotu
11/29	Las Vegas	Ethan Driskell Clyde Edwards-Helaire C.J. Hanson Malik Herring	D.J. Humphries Marlon Tuipulotu
12/08	L.A. Chargers	--	--
12/15	at Cleveland	--	--
12/21	Houston	--	--
12/25	at Pittsburgh	--	--
01/05	at Denver	--	--

# TURNOVER CHART

## 2024 REGULAR SEASON - DEFENSIVE TAKEAWAYS

DATE	OPPONENT	TAKEAWAY	QTR.	SCORE	YD-LINE	RESULT
09/05	Baltimore	F. Anudike-Uzomah FR (C. Jones FF)	2	7-7	BLT-14	FG
09/15	Cincinnati	C. Conner FR (T. Wharton FF)	4	23-22	CIN-38	TD
09/22	at Atlanta	C. Conner INT (K. Cousins)	2	10-14	ATL-49	FG
09/29	at L.A. Chargers	None				
10/07	New Orleans	B. Cook INT (D. Carr)	1	0-0	KC-22	TD
10/20	at San Francisco	J. Reid INT (B. Purdy)	1	0-0	KC-34	INT
		C. Roland-Wallace INT (B. Purdy)	3	14-12	KC-21	TD
		J. Hicks INT (B. Purdy: touchback)	4	21-12	KC-(-2)	TD
10/27	at Las Vegas	D. Tranquill FR (M. Pennel FF)	4	20-13	LV-41	TD
11/04	Tampa Bay	None				
11/10	Denver	None				
11/17	at Buffalo	C. Conner INT (J. Allen)	2	7-13	KC-31	TD
11/24	at Carolina	None				
11/29	Las Vegas	N. Bolton FR (A. O'Connell fumble)	4	19-17	KC-37	EOG
12/08		--	--	--	--	--
12/15		--	--	--	--	--
12/21		--	--	--	--	--
12/25		--	--	--	--	--
01/05		--	--	--	--	--

## 2024 REGULAR SEASON - OFFENSIVE GIVEAWAYS

DATE	OPPONENT	TAKEAWAY	QTR.	SCORE	YD-LINE	RESULT
09/05	Baltimore	P. Mahomes INT (R. Smith)	2	13-7	BLT-49	FG
09/15	Cincinnati	P. Mahomes INT (A. Davis-Gaither)	1	3-3	KC-43	TD
		C. Steele fumble (G. Pratt FF; G. Pratt FR)	2	10-13	KC-46	FG
		P. Mahomes INT (C. Taylor-Britt)	4	17-22	CIN-34	Fumble
09/22	at Atlanta	P. Mahomes INT (J. Simmons: touchback)	1	0-7	ATL-(-1)	Punt
09/29	at L.A. Chargers	C. Steele fumble (T. Tuipulotu FF; E. Molden FR)	1	0-0	LAC-26	TD
		P. Mahomes INT (K. Fulton)	1	0-7	KC-20	FG
10/07	New Orleans	P. Mahomes INT (K. Saunders)	3	16-7	NO-(-2)	TD
10/20	at San Francisco	P. Mahomes INT (K. Davis)	1	0-0	SF-30	Punt
		P. Mahomes INT (D. Lenoir)	3	14-6	SF-44	TD
10/27	at Las Vegas	P. Mahomes INT (T. Moehrig)	3	17-13	KC-15	Downs
11/04	Tampa Bay	T. Kelce fumble (T. Smith FF; J. Hayes FR)	2	10-7	TB-45	Punt
11/10	Denver	None				
11/17	at Buffalo	P. Mahomes INT (T. Rapp)	1	0-0	BUF-45	TD
		P. Mahomes INT (T. Bernard)	4	21-30	BUF-29	EOG
11/24	at Carolina	None				
11/29	Las Vegas	None				
12/08		--	--	--	--	--
12/15		--	--	--	--	--
12/21		--	--	--	--	--
12/25		--	--	--	--	--
01/05		--	--	--	--	--

## 2024 REGULAR SEASON - TURNOVERS

<b>Offense:</b>	14 Giveaways 41 Points (5 TD, 3 FG)	<b>Ratio</b> -4 (10 takes, 14 gives)
<b>Defense:</b>	10 Takeaways 47 Points (6 TD, 2 FG)	
<b>Special Teams:</b>	0 Giveaways 0 Points (0 TD, 0 FG) 0 Takeaways 0 Points (0 TD, 0 FG)	<b>Points Off Turnovers Ratio</b> +6 (47 scored, 41 allowed)

# TURNOVER CHART

## 2024 REGULAR SEASON - DEFENSIVE TAKEAWAYS

DATE	OPPONENT	TAKEAWAY	QTR.	SCORE	YD-LINE	RESULT
09/05	Baltimore	F. Anudike-Uzomah FR (C. Jones FF)	2	7-7	BLT-14	FG
09/15	Cincinnati	C. Conner FR (T. Wharton FF)	4	23-22	CIN-38	TD
09/22	at Atlanta	C. Conner INT (K. Cousins)	2	10-14	ATL-49	FG
09/29	at L.A. Chargers	None				
10/07	New Orleans	B. Cook INT (D. Carr)	1	0-0	KC-22	TD
10/20	at San Francisco	J. Reid INT (B. Purdy)	1	0-0	KC-34	INT
		C. Roland-Wallace INT (B. Purdy)	3	14-12	KC-21	TD
		J. Hicks INT (B. Purdy: touchback)	4	21-12	KC-(-2)	TD
10/27	at Las Vegas	D. Tranquill FR (M. Pennel FF)	4	20-13	LV-41	TD
11/04	Tampa Bay	None				
11/10	Denver	None				
11/17	at Buffalo	C. Conner INT (J. Allen)	2	7-13	KC-31	TD
11/24	at Carolina	None				
11/29	Las Vegas	N. Bolton FR (A. O'Connell fumble)	4	19-17	KC-37	EOG
12/08		--	--	--	--	--
12/15		--	--	--	--	--
12/21		--	--	--	--	--
12/25		--	--	--	--	--
01/05		--	--	--	--	--

## 2024 REGULAR SEASON - OFFENSIVE GIVEAWAYS

DATE	OPPONENT	TAKEAWAY	QTR.	SCORE	YD-LINE	RESULT
09/05	Baltimore	P. Mahomes INT (R. Smith)	2	13-7	BLT-49	FG
09/15	Cincinnati	P. Mahomes INT (A. Davis-Gaither)	1	3-3	KC-43	TD
		C. Steele fumble (G. Pratt FF; G. Pratt FR)	2	10-13	KC-46	FG
		P. Mahomes INT (C. Taylor-Britt)	4	17-22	CIN-34	Fumble
09/22	at Atlanta	P. Mahomes INT (J. Simmons: touchback)	1	0-7	ATL-(-1)	Punt
09/29	at L.A. Chargers	C. Steele fumble (T. Tuipulotu FF; E. Molden FR)	1	0-0	LAC-26	TD
		P. Mahomes INT (K. Fulton)	1	0-7	KC-20	FG
10/07	New Orleans	P. Mahomes INT (K. Saunders)	3	16-7	NO-(-2)	TD
10/20	at San Francisco	P. Mahomes INT (K. Davis)	1	0-0	SF-30	Punt
		P. Mahomes INT (D. Lenoir)	3	14-6	SF-44	TD
10/27	at Las Vegas	P. Mahomes INT (T. Moehrig)	3	17-13	KC-15	Downs
11/04	Tampa Bay	T. Kelce fumble (T. Smith FF; J. Hayes FR)	2	10-7	TB-45	Punt
11/10	Denver	None				
11/17	at Buffalo	P. Mahomes INT (T. Rapp)	1	0-0	BUF-45	TD
		P. Mahomes INT (T. Bernard)	4	21-30	BUF-29	EOG
11/24	at Carolina	None				
11/29	Las Vegas	None				
12/08		--	--	--	--	--
12/15		--	--	--	--	--
12/21		--	--	--	--	--
12/25		--	--	--	--	--
01/05		--	--	--	--	--

## 2024 REGULAR SEASON - TURNOVERS

<b>Offense:</b>	14 Giveaways 41 Points (5 TD, 3 FG)	<b>Ratio</b> -4 (10 takes, 14 gives)
<b>Defense:</b>	10 Takeaways 47 Points (6 TD, 2 FG)	
<b>Special Teams:</b>	0 Giveaways 0 Points (0 TD, 0 FG) 0 Takeaways 0 Points (0 TD, 0 FG)	<b>Points Off Turnovers Ratio</b> +6 (47 scored, 41 allowed)

# INSIDE THE 20

DATE	OPPONENT	OFFENSE	DEFENSE
09/05	Baltimore	FG - 32 yards FG - 31 yards TD - Run	TD - Run FG - 25 yards FG - 32 yards End of Game
09/15	Cincinnati	FG - 19 yards TD - Pass	FG - 22 yards TD - Pass FG - 33 yards TD - Pass
09/22	at Atlanta	Interception TD - Pass FG - 21 yards TD - Pass	TD - Pass TD - Run Downs Downs
09/29	at L.A. Chargers	FG - 37 yards TD - Run	TD - Pass Downs
10/07	New Orleans	TD - Run FG - 26 yards FG - 34 yards FG - 28 yards Interception TD - Run FG - 38 yards	TD - Pass
10/20	at San Francisco	Interception TD - Run TD - Run TD - Run TD - Run	FG - 24 yards TD - Run Interception TD - Run
10/27	at Las Vegas	TD - Run TD - Pass FG - 24 yards TD - Pass	TD - Pass FG - 32 yards Downs TD - Pass
11/04	Tampa Bay	TD - Pass TD - Pass TD - Pass TD - Run	TD - Run TD - Pass TD - Pass
11/10	Denver	FG - 36 yards TD - Pass FG - 28 yards FG - 20 yards	TD - Pass Blocked FG
11/17	at Buffalo	TD - Pass TD - Pass TD - Pass	TD - Run TD - Run FG - 33 yards TD - Pass
11/24	at Carolina	FG - 25 yards FG - 41 yards TD - Pass TD - Pass FG - 31 yards	FG - 30 yards FG - 32 yards FG - 29 yards TD - Pass FG - 33 yards TD - Run
11/29	Las Vegas	FG - 25 yards TD - Pass FG - 42 yards FG - 35 yards FG - 32 yards	FG - 27 yards
12/08	L.A. Chargers	--	--
12/15	at Cleveland	--	--
12/21	Houston	--	--
12/25	at Pittsburgh	--	--
01/05	at Denver	--	--

# INSIDE THE 20

## OFFENSE DEFENSE

<b>Inside the 20</b>	48	39
<b>Scores</b>	45	32
<b>Touchdowns</b>	25	20
<b>Field Goals</b>	20	12
<b>Total Points in 20</b>	233	172
<b>Fumbles</b>	0	0
<b>Interceptions</b>	3	1
<b>Missed Field Goals</b>	0	1
<b>Lost on Downs</b>	0	4
<b>End of Half/Game</b>	0	1
<b>TDs Outside</b>	5	6
<b>Red-Zone Percentage</b>	52.1	51.3

# GOAL TO GO SITUATIONS

DATE	OPPONENT	OFFENSE	DEFENSE
09/05	Baltimore	TD - Run	Field Goal - 25 yards End of Game
09/15	Cincinnati	Field Goal - 19 yards TD - Pass	Field Goal - 22 yards TD - Pass TD - Pass
09/22	at Atlanta	Field Goal - 21 yards	TD - Run
09/29	at L.A. Chargers	TD - Run	TD - Pass
10/07	New Orleans	TD - Run Interception TD - Run	TD - Pass
10/20	at San Francisco	TD - Run TD - Run TD - Run	TD - Run Interception TD - Run
10/27	at Las Vegas	TD - Run TD - Pass Field Goal - 24 yards TD - Pass	TD - Pass Field Goal - 32 yards Lost on Downs
11/04	Tampa Bay	TD - Pass TD - Pass TD - Pass	TD - Run TD - Pass
11/10	Denver	TD - Pass Field Goal - 28 yards Field Goal - 20 yards	NONE
11/17	at Buffalo	TD - Pass TD - Pass TD - Pass	TD - Run TD - Run
11/24	at Carolina	TD - Pass	TD - Pass TD - Run
11/29	Las Vegas	Field Goal - 32 yards	Field Goal - 27 yards
12/08	L.A. Chargers	--	--
12/15	at Cleveland	--	--
12/21	Houston	--	--
12/25	at Pittsburgh	--	--
01/05	at Denver	--	--

## OFFENSE DEFENSE

<b>Goal-To-Go Situations</b>	26	21
<b>Scores</b>	25	18
<b>Touchdowns</b>	19	14
<b>Field Goals</b>	6	4
<b>Total Points</b>	151	106
<b>Fumbles</b>	0	0
<b>Interceptions</b>	1	1
<b>Missed Field Goals</b>	0	0
<b>Missed Field Goals (G2G)</b>	0	0
<b>Lost on Downs</b>	0	1
<b>End of Half/Game</b>	0	1
<b>Goal-to-Go Percentage</b>	73.1	66.7

# BIG RUN PLAYS (10+ YARDS)

## 2024 REGULAR SEASON - BIG RUN PLAYS (10+ YARDS)

DATE	OPPONENT	QTR	CHIEFS PLAYER	YDS.	DOWN	RESULT	QTR	OPP. PLAYER	YDS.	DOWN	RESULT	
09/05	BAL	1	<b>Xavier Worthy</b>	<b>21T</b>	1-10-BAL 21	Touchdown	1	Lamar Jackson	11	3-1-KC 24	Touchdown	
							2	Lamar Jackson	13	1-10- 50	Missed FG	
							2	Lamar Jackson	10	2-3-KC 44	Field Goal	
							3	Lamar Jackson	16	3-3-BAL 42	Touchdown	
4	Lamar Jackson	13	1-10-KC 44	Field Goal								
09/15	CIN	1	Isiah Pacheco	11	2-9-KC 31	Field Goal	4	Chase Brown	12	1-10-CIN 26	Punt	
			2	Isiah Pacheco	10	2-5-KC 35	Touchdown					
09/22	at ATL	3	Patrick Mahomes	15	2-9-ATL 41	Touchdown	4	Tyler Allgeier	10	1-15-ATL 6	Downs	
							4	Tyler Allgeier	12	2-5-ATL 16	Downs	
							4	Ray-Ray McCloud III	20	1-10-KC 46	Downs	
09/29	at LAC	2	Kareem Hunt	10	2-20-KC 14	Missed FG	1	J.K. Dobbins	12	1-10-LAC 40	Touchdown	
			4	Patrick Mahomes	13	3-3-KC 23	Punt					
10/07	NO		NONE					NONE				
10/20	at SF	2	Mecole Hardman	20	1-10-SF 39	Touchdown	1	Kyle Juszczyk	14	3-19-SF 21	Punt	
			3	Kareem Hunt	13	2-6-KC 25	Touchdown	3	Jordan Mason	26	2-7-SF 23	Interception
			3	Patrick Mahomes	33	2-7-SF 37	Touchdown					
			4	<b>Mecole Hardman</b>	<b>18T</b>	1-10-SF 18	Touchdown					
10/27	at LV	4	Patrick Mahomes	14	3-12-KC 44	Field Goal		NONE				
11/04	TB	2	Samaje Perine	10	2-7-KC 20	End Half	2	Sterling Shepard	19	3-1-TB 48	Touchdown	
			3	Kareem Hunt	15	2-2-TB 35	Touchdown	2	Baker Mayfield	10	3-14-TB 41	Punt
			4	Kareem Hunt	13	1-10-TB 22	Touchdown					
11/10	DEN	1	Patrick Mahomes	12	3-10-KC 21	Punt	1	Marvin Mims Jr.	14	1-10-DEN 20	Touchdown	
			2	Kareem Hunt	10	2-2-KC 38	Field Goal	2	Audric Estimate	10	1-10-DEN 30	Touchdown
11/17	at BUF	4	Kareem Hunt	17	1-10-KC 41	Touchdown	4	<b>Josh Allen</b>	<b>26T</b>	4-2-KC 26	Touchdown	
11/24	at CAR	2	Samaje Perine	13	1-10-KC 35	Touchdown	3	Chuba Hubbard	13	1-10-KC 49	Touchdown	
			2	Patrick Mahomes	13	3-13-CAR 43	Touchdown	4	Bryce Young	11	1-10-CAR 14	Punt
			3	Kareem Hunt	13	4-1-CAR 25	Touchdown					
			4	Kareem Hunt	12	1-10-KC 26	Punt					
4	Patrick Mahomes	33	1-10-KC 45	Field Goal								
11/29	LV	3	Isiah Pacheco	34	1-10-LV 48	Field Goal	2	Sincere McCormick	17	1-10-LV 18	Punt	
							2	Tre Tucker	11	1-10-LV 35	Punt	
							3	Ameer Abdullah	11	2-10-LV 25	Downs	
							3	Sincere McCormick	11	1-10-LV 31	Touchdown	
12/08	LAC	--	--	--	--	--	--	--	--	--	--	
12/15	at CLE	--	--	--	--	--	--	--	--	--	--	
12/21	HOU	--	--	--	--	--	--	--	--	--	--	
12/25	at PIT	--	--	--	--	--	--	--	--	--	--	
01/05	at DEN	--	--	--	--	--	--	--	--	--	--	

**TOTALS 23 - 373 (16.2), 2 TDS**

**23 - 322 (14.0), 1 TDS**

# BIG RUN PLAYS (10+ YARDS)

## 2024 REGULAR SEASON - BIG RUN PLAYS (10+ YARDS)

DATE	OPPONENT	QTR	CHIEFS PLAYER	YDS.	DOWN	RESULT	QTR	OPP. PLAYER	YDS.	DOWN	RESULT	
09/05	BAL	1	<b>Xavier Worthy</b>	<b>21T</b>	1-10-BAL 21	Touchdown	1	Lamar Jackson	11	3-1-KC 24	Touchdown	
							2	Lamar Jackson	13	1-10- 50	Missed FG	
							2	Lamar Jackson	10	2-3-KC 44	Field Goal	
							3	Lamar Jackson	16	3-3-BAL 42	Touchdown	
4	Lamar Jackson	13	1-10-KC 44	Field Goal								
09/15	CIN	1	Isiah Pacheco	11	2-9-KC 31	Field Goal	4	Chase Brown	12	1-10-CIN 26	Punt	
			2	Isiah Pacheco	10	2-5-KC 35	Touchdown					
09/22	at ATL	3	Patrick Mahomes	15	2-9-ATL 41	Touchdown	4	Tyler Allgeier	10	1-15-ATL 6	Downs	
							4	Tyler Allgeier	12	2-5-ATL 16	Downs	
							4	Ray-Ray McCloud III	20	1-10-KC 46	Downs	
09/29	at LAC	2	Kareem Hunt	10	2-20-KC 14	Missed FG	1	J.K. Dobbins	12	1-10-LAC 40	Touchdown	
			4	Patrick Mahomes	13	3-3-KC 23	Punt					
10/07	NO		NONE					NONE				
10/20	at SF	2	Mecole Hardman	20	1-10-SF 39	Touchdown	1	Kyle Juszczyk	14	3-19-SF 21	Punt	
			3	Kareem Hunt	13	2-6-KC 25	Touchdown	3	Jordan Mason	26	2-7-SF 23	Interception
			3	Patrick Mahomes	33	2-7-SF 37	Touchdown					
			4	<b>Mecole Hardman</b>	<b>18T</b>	1-10-SF 18	Touchdown					
10/27	at LV	4	Patrick Mahomes	14	3-12-KC 44	Field Goal		NONE				
11/04	TB	2	Samaje Perine	10	2-7-KC 20	End Half	2	Sterling Shepard	19	3-1-TB 48	Touchdown	
			3	Kareem Hunt	15	2-2-TB 35	Touchdown	2	Baker Mayfield	10	3-14-TB 41	Punt
			4	Kareem Hunt	13	1-10-TB 22	Touchdown					
11/10	DEN	1	Patrick Mahomes	12	3-10-KC 21	Punt	1	Marvin Mims Jr.	14	1-10-DEN 20	Touchdown	
			2	Kareem Hunt	10	2-2-KC 38	Field Goal	2	Audric Estimate	10	1-10-DEN 30	Touchdown
11/17	at BUF	4	Kareem Hunt	17	1-10-KC 41	Touchdown	4	<b>Josh Allen</b>	<b>26T</b>	4-2-KC 26	Touchdown	
11/24	at CAR	2	Samaje Perine	13	1-10-KC 35	Touchdown	3	Chuba Hubbard	13	1-10-KC 49	Touchdown	
			2	Patrick Mahomes	13	3-13-CAR 43	Touchdown	4	Bryce Young	11	1-10-CAR 14	Punt
			3	Kareem Hunt	13	4-1-CAR 25	Touchdown					
			4	Kareem Hunt	12	1-10-KC 26	Punt					
4	Patrick Mahomes	33	1-10-KC 45	Field Goal								
11/29	LV	3	Isiah Pacheco	34	1-10-LV 48	Field Goal	2	Sincere McCormick	17	1-10-LV 18	Punt	
							2	Tre Tucker	11	1-10-LV 35	Punt	
							3	Ameer Abdullah	11	2-10-LV 25	Downs	
							3	Sincere McCormick	11	1-10-LV 31	Touchdown	
12/08	LAC	--	--	--	--	--	--	--	--	--	--	
12/15	at CLE	--	--	--	--	--	--	--	--	--	--	
12/21	HOU	--	--	--	--	--	--	--	--	--	--	
12/25	at PIT	--	--	--	--	--	--	--	--	--	--	
01/05	at DEN	--	--	--	--	--	--	--	--	--	--	

**TOTALS 23 - 373 (16.2), 2 TDS**

**23 - 322 (14.0), 1 TDS**



# BIG PASS PLAYS (20+ YARDS)

## 2024 REGULAR SEASON - BIG PASS PLAYS (20+ YARDS)

DATE	OPPONENT	QTR	CHIEFS PLAYER	YDS.	DOWN	RESULT	QTR	OPP. PLAYER	YDS.	DOWN	RESULT
09/05	BAL	1	Patrick Mahomes -> Isiah Pacheco	23	1-10-KC 10	Punt	4	Lamar Jackson -> Isaiah Likely	49T	2-17-KC 49	Touchdown
		2	Patrick Mahomes -> Travis Kelce	23	3-12-KC 47	Field Goal	4	Lamar Jackson -> Rashod Bateman	38	1-10-KC 48	End Game
		3	Patrick Mahomes -> Rashee Rice	33	2-5-KC 24	Touchdown					
		4	Patrick Mahomes -> Justin Watson	25	1-10-BAL 43	Touchdown					
		4	Patrick Mahomes -> Xavier Worthy	35T	2-10-BAL 35	Touchdown					
09/15	CIN	2	Patrick Mahomes -> Rashee Rice	44T	1-10-CIN 44	Touchdown	1	Joe Burrow -> Mike Gesicki	37	4-3-KC 43	Field Goal
							3	Joe Burrow -> Jermaine Burton	47	1-10-CIN 30	Touchdown
09/22	at ATL	3	Patrick Mahomes -> Rashee Rice	27	1-10-KC 31	Touchdown	1	Kirk Cousins -> Darnell Mooney	26	2-1-ATL 39	Touchdown
							2	Kirk Cousins -> Kyle Pitts	50	2-10-ATL 49	Touchdown
09/29	at LAC	1	Patrick Mahomes -> Travis Kelce	38	3-8-KC 32	Fumble	1	Justin Herbert -> Will Dissly	22	2-10-KC 48	Touchdown
		2	Patrick Mahomes -> Xavier Worthy	54T	1-10-KC 46	Touchdown	3	Justin Herbert -> Ladd McConkey	37	2-10-LAC 30	Missed FG
		4	Patrick Mahomes -> Noah Gray	29	1-10-KC 40	Touchdown	3	Justin Herbert -> Joshua Palmer	26	1-10-LAC 30	Downs
10/07	NO	1	Patrick Mahomes -> Travis Kelce	21	1-10-KC 45	Touchdown	2	Derek Carr -> Rashid Shaheed	43T	2-9-KC 43	Touchdown
		2	Patrick Mahomes -> Travis Kelce:5 -> Samaje Perine:15	20	3-21-NO 43	Field Goal	3	Derek Carr -> Rashid Shaheed	21	2-3-NO 42	Touchdown
		2	Patrick Mahomes -> Travis Kelce	31	2-10-KC 36	Field Goal					
		4	Patrick Mahomes -> Juju Smith-Schuster	50	2-6-KC 36	Touchdown					
			Patrick Mahomes -> Juju Smith-Schuster								
10/20	at SF	1	Patrick Mahomes -> Noah Gray	26	1-10-KC 42	Interception	2	Brock Purdy -> George Kittle	22	1-20-SF 20	Punt
		1	Patrick Mahomes -> Noah Gray	20	1-10-KC 41	Touchdown	2	Brock Purdy -> George Kittle	41	3-4-SF 26	Field Goal
		4	Patrick Mahomes -> Samaje Perine	22	3-4-SF 40	Touchdown	4	Brock Purdy -> Jacob Cowing	41	2-8-SF 49	Interception
10/27	at LV	1	Patrick Mahomes -> Travis Kelce	25	1-10-KC 46	Touchdown	1	Gardner Minshew II -> Tre Tucker	20	2-6-50	Touchdown
		1	Patrick Mahomes -> Samaje Perine	21	3-5-LV 24	Touchdown					
11/04	TB	2	Patrick Mahomes -> DeAndre Hopkins	35	3-8-TB 38	Touchdown		NONE			
		2	Patrick Mahomes -> Travis Kelce	20	3-10-KC 28	Fumble					
11/10	DEN	2	Patrick Mahomes -> Travis Kelce	22	1-10-KC 30	Touchdown	1	Bo Nix -> Adam Trautman	34	2-15-KC 45	Touchdown
		3	Patrick Mahomes -> Samaje Perine	35	3-13-KC 33	Field Goal	2	Bo Nix -> Lil Jordan Humphrey	20	1-10-DEN 40	Touchdown
		4	Patrick Mahomes -> Kareem Hunt	26	2-9-KC 18	Punt	2	Bo Nix -> Courtland Sutton	32T	3-2-KC 32	Touchdown
		4	Patrick Mahomes -> DeAndre Hopkins	31	3-13-DEN 49	Field Goal					
11/17	at BUF	1	Patrick Mahomes -> Xavier Worthy	31	1-10-KC 25	Touchdown	1	Josh Allen -> Amari Cooper	30	3-6-BUF 39	Touchdown
							2	Josh Allen -> Dawson Knox	24	1-10-BUF 46	Touchdown
							2	Josh Allen -> Amari Cooper	25	2-11-KC 31	Touchdown
							2	Josh Allen -> Curtis Samuel	21	1-10-BUF 36	Field Goal
							3	Josh Allen -> Khalil Shakir	22	1-10-KC 49	Touchdown
11/24	at CAR	1	Patrick Mahomes -> Noah Gray	35T	3-4-CAR 35	Touchdown	1	Bryce Young -> Xavier Legette	34	1-10-KC 47	Field Goal
		2	Patrick Mahomes -> Travis Kelce	27	1-10-KC 44	Field Goal	1	Bryce Young -> Adam Thielen	36	3-1-CAR 39	Field Goal
							2	Bryce Young -> Ja'Tavion Sanders	28	2-10-CAR 30	Field Goal
							2	Bryce Young -> David Moore	21	1-10-KC 42	Field Goal
11/29	LV	1	Patrick Mahomes -> Travis Kelce	24	1-20-KC 49	Punt	2	Aidan O'Connell -> Jakobi Meyers	43	3-3-LV 28	Field Goal
		2	Patrick Mahomes -> Noah Gray	26	1-10-KC 47	Touchdown	2	Aidan O'Connell -> Jakobi Meyers	25	1-10-KC 29	Field Goal
		2	Patrick Mahomes -> DeAndre Hopkins	34	2-15-KC 16	Missed FG	3	Aidan O'Connell -> DJ Turner	25	2-10-LV 36	Downs
		3	Patrick Mahomes -> Noah Gray	22	2-10-KC 30	Field Goal	3	Aidan O'Connell -> Brock Bowers	29	3-5-LV 46	Missed FG
		3	Patrick Mahomes -> DeAndre Hopkins	31	3-10-KC 45	Field Goal	3	Aidan O'Connell -> Brock Bowers	33T	2-17-KC 33	Touchdown
							4	Aidan O'Connell -> Tre Tucker	58T	1-10-LV 42	Touchdown
							4	Aidan O'Connell -> Brock Bowers	25	2-5-LV 25	Fumble
12/08	LAC	--	--	--	--	--	--	--	--	--	--
12/15	at CLE	--	--	--	--	--	--	--	--	--	--
12/21	HOU	--	--	--	--	--	--	--	--	--	--
12/25	at PIT	--	--	--	--	--	--	--	--	--	--
01/05	at DEN	--	--	--	--	--	--	--	--	--	--
<b>TOTALS</b>				<b>33 - 966 (29.3), 4 TDS</b>					<b>34 - 1,085 (31.9), 5 TDS</b>		



# BIG PASS PLAYS (20+ YARDS)

## 2024 REGULAR SEASON - BIG PASS PLAYS (20+ YARDS)

DATE	OPPONENT	QTR	CHIEFS PLAYER	YDS.	DOWN	RESULT	QTR	OPP. PLAYER	YDS.	DOWN	RESULT
09/05	BAL	1	Patrick Mahomes -> Isiah Pacheco	23	1-10-KC 10	Punt	4	Lamar Jackson -> Isaiah Likely	49T	2-17-KC 49	Touchdown
		2	Patrick Mahomes -> Travis Kelce	23	3-12-KC 47	Field Goal	4	Lamar Jackson -> Rashod Bateman	38	1-10-KC 48	End Game
		3	Patrick Mahomes -> Rashee Rice	33	2-5-KC 24	Touchdown					
		4	Patrick Mahomes -> Justin Watson	25	1-10-BAL 43	Touchdown					
		4	Patrick Mahomes -> Xavier Worthy	35T	2-10-BAL 35	Touchdown					
09/15	CIN	2	Patrick Mahomes -> Rashee Rice	44T	1-10-CIN 44	Touchdown	1	Joe Burrow -> Mike Gesicki	37	4-3-KC 43	Field Goal
							3	Joe Burrow -> Jermaine Burton	47	1-10-CIN 30	Touchdown
09/22	at ATL	3	Patrick Mahomes -> Rashee Rice	27	1-10-KC 31	Touchdown	1	Kirk Cousins -> Darnell Mooney	26	2-1-ATL 39	Touchdown
							2	Kirk Cousins -> Kyle Pitts	50	2-10-ATL 49	Touchdown
09/29	at LAC	1	Patrick Mahomes -> Travis Kelce	38	3-8-KC 32	Fumble	1	Justin Herbert -> Will Dissly	22	2-10-KC 48	Touchdown
		2	Patrick Mahomes -> Xavier Worthy	54T	1-10-KC 46	Touchdown	3	Justin Herbert -> Ladd McConkey	37	2-10-LAC 30	Missed FG
		4	Patrick Mahomes -> Noah Gray	29	1-10-KC 40	Touchdown	3	Justin Herbert -> Joshua Palmer	26	1-10-LAC 30	Downs
10/07	NO	1	Patrick Mahomes -> Travis Kelce	21	1-10-KC 45	Touchdown	2	Derek Carr -> Rashid Shaheed	43T	2-9-KC 43	Touchdown
		2	Patrick Mahomes -> Travis Kelce:5 -> Samaje Perine:15	20	3-21-NO 43	Field Goal	3	Derek Carr -> Rashid Shaheed	21	2-3-NO 42	Touchdown
		2	Patrick Mahomes -> Juju Smith-Schuster	31	2-10-KC 36	Field Goal					
		4	Patrick Mahomes -> Juju Smith-Schuster	50	2-6-KC 36	Touchdown					
10/20	at SF	1	Patrick Mahomes -> Noah Gray	26	1-10-KC 42	Interception	2	Brock Purdy -> George Kittle	22	1-20-SF 20	Punt
		1	Patrick Mahomes -> Noah Gray	20	1-10-KC 41	Touchdown	2	Brock Purdy -> George Kittle	41	3-4-SF 26	Field Goal
		4	Patrick Mahomes -> Samaje Perine	22	3-4-SF 40	Touchdown	4	Brock Purdy -> Jacob Cowing	41	2-8-SF 49	Interception
10/27	at LV	1	Patrick Mahomes -> Travis Kelce	25	1-10-KC 46	Touchdown	1	Gardner Minshew II -> Tre Tucker	20	2-6-50	Touchdown
		1	Patrick Mahomes -> Samaje Perine	21	3-5-LV 24	Touchdown					
11/04	TB	2	Patrick Mahomes -> DeAndre Hopkins	35	3-8-TB 38	Touchdown		NONE			
		2	Patrick Mahomes -> Travis Kelce	20	3-10-KC 28	Fumble					
11/10	DEN	2	Patrick Mahomes -> Travis Kelce	22	1-10-KC 30	Touchdown	1	Bo Nix -> Adam Trautman	34	2-15-KC 45	Touchdown
		3	Patrick Mahomes -> Samaje Perine	35	3-13-KC 33	Field Goal	2	Bo Nix -> Lil'Jordan Humphrey	20	1-10-DEN 40	Touchdown
		4	Patrick Mahomes -> Kareem Hunt	26	2-9-KC 18	Punt	2	Bo Nix -> Courtland Sutton	32T	3-2-KC 32	Touchdown
		4	Patrick Mahomes -> DeAndre Hopkins	31	3-13-DEN 49	Field Goal					
11/17	at BUF	1	Patrick Mahomes -> Xavier Worthy	31	1-10-KC 25	Touchdown	1	Josh Allen -> Amari Cooper	30	3-6-BUF 39	Touchdown
							2	Josh Allen -> Dawson Knox	24	1-10-BUF 46	Touchdown
							2	Josh Allen -> Amari Cooper	25	2-11-KC 31	Touchdown
							2	Josh Allen -> Curtis Samuel	21	1-10-BUF 36	Field Goal
					3	Josh Allen -> Khalil Shakir	22	1-10-KC 49	Touchdown		
11/24	at CAR	1	Patrick Mahomes -> Noah Gray	35T	3-4-CAR 35	Touchdown	1	Bryce Young -> Xavier Legette	34	1-10-KC 47	Field Goal
		2	Patrick Mahomes -> Travis Kelce	27	1-10-KC 44	Field Goal	1	Bryce Young -> Adam Thielen	36	3-1-CAR 39	Field Goal
							2	Bryce Young -> Ja'Tavion Sanders	28	2-10-CAR 30	Field Goal
							2	Bryce Young -> David Moore	21	1-10-KC 42	Field Goal
11/29	LV	1	Patrick Mahomes -> Travis Kelce	24	1-20-KC 49	Punt	2	Aidan O'Connell -> Jakobi Meyers	43	3-3-LV 28	Field Goal
		2	Patrick Mahomes -> Noah Gray	26	1-10-KC 47	Touchdown	2	Aidan O'Connell -> Jakobi Meyers	25	1-10-KC 29	Field Goal
		2	Patrick Mahomes -> DeAndre Hopkins	34	2-15-KC 16	Missed FG	3	Aidan O'Connell -> DJ Turner	25	2-10-LV 36	Downs
		3	Patrick Mahomes -> Noah Gray	22	2-10-KC 30	Field Goal	3	Aidan O'Connell -> Brock Bowers	29	3-5-LV 46	Missed FG
		3	Patrick Mahomes -> DeAndre Hopkins	31	3-10-KC 45	Field Goal	3	Aidan O'Connell -> Brock Bowers	33T	2-17-KC 33	Touchdown
						4	Aidan O'Connell -> Tre Tucker	58T	1-10-LV 42	Touchdown	
						4	Aidan O'Connell -> Brock Bowers	25	2-5-LV 25	Fumble	
12/08	LAC	--	--	--	--	--	--	--	--	--	--
12/15	at CLE	--	--	--	--	--	--	--	--	--	--
12/21	HOU	--	--	--	--	--	--	--	--	--	--
12/25	at PIT	--	--	--	--	--	--	--	--	--	--
01/05	at DEN	--	--	--	--	--	--	--	--	--	--
<b>TOTALS</b>				<b>33 - 966 (29.3), 4 TDS</b>				<b>34 - 1,085 (31.9), 5 TDS</b>			

# ADVANCES CHART

## 2024 REGULAR SEASON CHIEFS ADVANCES

DATE	OPPONENT	RUSHES	COMPLETIONS	ADVANCES	OUTCOME
09/05	Baltimore	20	20	40	W 27-20
09/15	Cincinnati	32	18	50	W 26-25
09/22	at Atlanta	33	26	59	W 22-17
09/29	at L.A. Chargers	26	19	45	W 17-10
10/07	New Orleans	39	28	67	W 26-13
10/20	at San Francisco	39	16	55	W 28-18
10/27	at Las Vegas	29	27	56	W 27-20
11/04	Tampa Bay	35	34	69	W 30-24 OT
11/10	Denver	19	28	47	W 16-14
11/17	at Buffalo	17	23	40	L 30-21
11/24	at Carolina	26	27	53	W 30-27
11/29	Las Vegas	16	26	42	W 19-17
12/08	L.A. Chargers	--	--	--	--
12/15	at Cleveland	--	--	--	--
12/21	Houston	--	--	--	--
12/25	at Pittsburgh	--	--	--	--
01/05	at Denver	--	--	--	--
<b>TOTALS</b>		<b>331</b>	<b>292</b>	<b>623</b>	

## 2024 REGULAR SEASON OPPONENT ADVANCES

DATE	OPPONENT	RUSHES	COMPLETIONS	ADVANCES	OUTCOME
09/05	Baltimore	32	26	58	W 27-20
09/15	Cincinnati	22	23	45	W 26-25
09/22	at Atlanta	25	20	45	W 22-17
09/29	at L.A. Chargers	24	16	40	W 17-10
10/07	New Orleans	15	20	35	W 26-13
10/20	at San Francisco	24	17	41	W 28-18
10/27	at Las Vegas	21	24	45	W 27-20
11/04	Tampa Bay	19	23	42	W 30-24 OT
11/10	Denver	23	22	45	W 16-14
11/17	at Buffalo	31	27	58	L 30-21
11/24	at Carolina	21	21	42	W 30-27
11/29	Las Vegas	25	23	48	W 19-17
12/08	L.A. Chargers	--	--	--	--
12/15	at Cleveland	--	--	--	--
12/21	Houston	--	--	--	--
12/25	at Pittsburgh	--	--	--	--
01/05	at Denver	--	--	--	--
<b>TOTALS</b>		<b>282</b>	<b>262</b>	<b>544</b>	

### CHIEFS RECORD WHEN:

Having 45 or more advances	9 - 0
Having 50 or more advances	7 - 0
Having less than 45 advances	2 - 1
Having less than 50 advances	4 - 1
Allowing 45 or more advances	6 - 1
Allowing 50 or more advances	1 - 1
Allowing less than 45 advances	5 - 0
Allowing less than 50 advances	10 - 0

NOTE: Advances equal to all rushing attempts plus completions.

# SCORING DRIVES

## CHIEFS 2024 REGULAR SEASON SCORING DRIVES

DATE	OPPONENT	ACQUIRED	DRIVE					FIRST		SCORING PLAY	KC	OPP
			START	PLAYS	YARDS	Q	TIME	DOWN	TIME			
09/05	Baltimore	Kickoff	KC 33	5	67	Q1	2:19	4	X. Worthy: 21-yard run	7	7	
		Fumble	BAL 14	4	1	Q2	1:07	0	H. Butker: 32-yard FG	10	7	
		Downs	KC 49	8	38	Q2	3:55	2	H. Butker: 31-yard FG	13	7	
		Kickoff	KC 19	6	81	Q3	3:32	5	I. Pacheco: 1-yard run	20	10	
		Kickoff	KC 30	8	70	Q4	4:22	4	X. Worthy: 35-yard pass from P. Mahomes	27	17	
09/15	Cincinnati	Kickoff	KC 30	16	69	Q1	8:30	5	H. Butker: 19-yard FG	3	3	
		Kickoff	KC 30	6	70	Q2	3:14	3	R. Rice: 44-yard pass from P. Mahomes	10	10	
		Kickoff	KC 30	13	70	Q3	6:39	6	W. Morris: 1-yard pass from P. Mahomes	17	16	
		Punt	KC 25	9	43	Q4	2:35	2	H. Butker: 51-yard FG	26	25	
09/22	at Atlanta	Punt	KC 21	13	79	Q2	6:15	5	R. Rice: 13-yard pass from P. Mahomes	7	7	
		Kickoff	KC 31	7	34	Q2	3:54	2	H. Butker: 53-yard FG	10	14	
		Interception	ATL 34	4	8	Q2	0:26	0	H. Butker: 44-yard FG	13	14	
		Kickoff	KC 30	11	67	Q3	5:20	4	H. Butker: 21-yard FG	16	14	
		Punt	KC 20	11	80	Q3	6:04	5	J. Smith-Schuster: 13-yard pass from P. Mahomes	22	14	
09/29	at L.A. Chargers	Punt	KC 46	1	54	Q2	0:08	1	X. Worthy: 54-yard pass from P. Mahomes	7	10	
		Missed FG	KC 45	10	37	Q3	5:20	2	H. Butker: 32-yard FG	10	10	
		Punt	KC 40	5	60	Q4	2:12	5	S. Perine: 2-yard run	17	10	
10/07	New Orleans	Interception	KC 22	10	78	Q1	5:25	6	K. Hunt: 5-yard run	7	0	
		Punt	KC 40	10	52	Q1	4:47	3	Q2: H. Butker: 26-yard FG	10	0	
		Kickoff	KC 20	15	64	Q2	7:04	4	H. Butker: 34-yard FG	13	7	
		Punt	KC 36	9	55	Q2	0:52	2	H. Butker: 28-yard FG	16	7	
		Kickoff	KC 32	5	68	Q4	2:20	3	X. Worthy: 3-yard run	23	13	
		Downs	KC 42	11	38	Q4	6:29	3	H. Butker: 38-yard FG	26	13	
10/20	at San Francisco	Kickoff	KC 30	7	70	Q1	4:42	5	Q2: K. Hunt: 1-yard run	7	3	
		Punt	SF 30	7	30	Q2	3:36	3	K. Hunt: 6-yard run	14	3	
		Interception	KC 21	13	79	Q3	6:43	5	Q4: P. Mahomes: 1-yard run	21	12	
		Interception	KC 20	12	80	Q4	6:20	5	M. Hardman: 18-yard run	28	12	
10/27	at Las Vegas	Kickoff	KC 30	9	70	Q1	4:58	4	K. Hunt: 1-yard run	7	0	
		Kickoff	KC 30	13	70	Q2	8:16	5	T. Kelce: 5-yard pass from P. Mahomes	14	10	
		Punt	KC 20	9	56	Q2	0:54	4	H. Butker: 42-yard FG	17	10	
		Downs	KC 8	19	87	Q3	9:43	6	Q4: H. Butker: 24-yard FG	20	13	
		Fumble	LV 38	8	38	Q4	3:01	3	X. Worthy: 9-yard pass from P. Mahomes	27	13	
11/04	Tampa Bay	Punt	KC 45	8	33	Q1	4:34	2	H. Butker: 40-yard FG	3	0	
		Kickoff	KC 30	11	70	Q2	6:18	4	D. Hopkins: 1-yard pass from P. Mahomes	10	7	
		Kickoff	KC 30	12	70	Q3	6:36	5	Q4: S. Perine: 7-yard pass from P. Mahomes	17	17	
		Punt	KC 22	15	78	Q4	8:26	6	D. Hopkins: 5-yard pass from P. Mahomes	24	17	
		Kickoff	KC 30	10	70	OT	5:52	5	K. Hunt: 2-yard run	30	24	
11/10	Denver	Kickoff	KC 30	10	52	Q2	5:18	3	H. Butker: 36-yard FG	3	7	
		Kickoff	KC 30	11	70	Q2	4:55	5	T. Kelce: 2-yard pass from P. Mahomes	10	14	
		Punt	KC 25	16	65	Q3	7:16	4	H. Butker: 28-yard FG	13	14	
		Punt	DEN 46	10	44	Q4	4:43	2	H. Butker: 20-yard FG	16	14	
11/17	at Buffalo	Punt	KC 12	11	88	Q1	5:27	5	Q2: X. Worthy: 10-yard pass from P. Mahomes	7	6	
		Interception	BUF 40	9	40	Q2	4:34	4	N. Gray: 2-yard pass from P. Mahomes	14	13	
		Kickoff	KC 30	10	70	Q4	4:58	7	N. Gray: 1-yard pass from P. Mahomes	21	23	
11/24	at Carolina	Kickoff	CAR 41	3	41	Q1	1:25	1	N. Gray: 35-yard pass from P. Mahomes	7	0	
		Kickoff	KC 25	11	68	Q1	6:45	4	S. Shrader: 25-yard FG	10	3	
		Kickoff	KC 30	14	47	Q2	7:18	4	S. Shrader: 41-yard FG	13	6	
		Punt	KC 8	14	92	Q2	4:30	7	N. Gray: 11-yard pass from P. Mahomes	20	6	
		Kickoff	KC 25	10	75	Q3	3:44	6	D. Hopkins: 3-yard pass from P. Mahomes	27	16	
		Kickoff	KC 30	7	57	Q4	1:46	2	S. Shrader: 31-yard FG	30	27	
11/29	Las Vegas	Kickoff	KC 27	13	66	Q1	4:54	4	M. Wright: 25-yard FG	3	0	
		Missed FG	KC 47	7	53	Q2	3:41	3	J. Watson: 6-yard pass from P. Mahomes	10	3	
		Downs	KC 30	7	47	Q3	3:05	2	M. Wright: 42-yard FG	13	3	
		Missed FG	KC 45	7	38	Q3	1:17	1	M. Wright: 35-yard FG	16	3	
		Kickoff	KC 30	11	56	Q4	4:59	3	M. Wright: 32-yard FG	19	17	
12/08	--	--	--	--	--	--	--	--	--	--		
12/15	--	--	--	--	--	--	--	--	--	--		
12/21	--	--	--	--	--	--	--	--	--	--		
12/25	--	--	--	--	--	--	--	--	--	--		
01/05	--	--	--	--	--	--	--	--	--	--		
<b>AVG</b>				<b>9.7</b>	<b>59.1</b>	<b>4:36</b>	<b>3.7</b>					
<b>TOTALS</b>				<b>531</b>	<b>3,253</b>	<b>253:23</b>	<b>205</b>					

# SCORING DRIVES

## CHIEFS 2024 REGULAR SEASON SCORING DRIVES

DATE	OPPONENT	ACQUIRED	DRIVE				FIRST			SCORING PLAY	KC	OPP
			START	PLAYS	YARDS	Q	TIME	DOWN	YARDS			
09/05	Baltimore	Kickoff	KC 33	5	67	Q1	2:19	4	X. Worthy: 21-yard run	7	7	
		Fumble	BAL 14	4	1	Q2	1:07	0	H. Butker: 32-yard FG	10	7	
		Downs	KC 49	8	38	Q2	3:55	2	H. Butker: 31-yard FG	13	7	
		Kickoff	KC 19	6	81	Q3	3:32	5	I. Pacheco: 1-yard run	20	10	
		Kickoff	KC 30	8	70	Q4	4:22	4	X. Worthy: 35-yard pass from P. Mahomes	27	17	
09/15	Cincinnati	Kickoff	KC 30	16	69	Q1	8:30	5	H. Butker: 19-yard FG	3	3	
		Kickoff	KC 30	6	70	Q2	3:14	3	R. Rice: 44-yard pass from P. Mahomes	10	10	
		Kickoff	KC 30	13	70	Q3	6:39	6	W. Morris: 1-yard pass from P. Mahomes	17	16	
		Punt	KC 25	9	43	Q4	2:35	2	H. Butker: 51-yard FG	26	25	
09/22	at Atlanta	Punt	KC 21	13	79	Q2	6:15	5	R. Rice: 13-yard pass from P. Mahomes	7	7	
		Kickoff	KC 31	7	34	Q2	3:54	2	H. Butker: 53-yard FG	10	14	
		Interception	ATL 34	4	8	Q2	0:26	0	H. Butker: 44-yard FG	13	14	
		Kickoff	KC 30	11	67	Q3	5:20	4	H. Butker: 21-yard FG	16	14	
		Punt	KC 20	11	80	Q3	6:04	5	J. Smith-Schuster: 13-yard pass from P. Mahomes	22	14	
09/29	at L.A. Chargers	Punt	KC 46	1	54	Q2	0:08	1	X. Worthy: 54-yard pass from P. Mahomes	7	10	
		Missed FG	KC 45	10	37	Q3	5:20	2	H. Butker: 32-yard FG	10	10	
		Punt	KC 40	5	60	Q4	2:12	5	S. Perine: 2-yard run	17	10	
10/07	New Orleans	Interception	KC 22	10	78	Q1	5:25	6	K. Hunt: 5-yard run	7	0	
		Punt	KC 40	10	52	Q1	4:47	3	Q2: H. Butker: 26-yard FG	10	0	
		Kickoff	KC 20	15	64	Q2	7:04	4	H. Butker: 34-yard FG	13	7	
		Punt	KC 36	9	55	Q2	0:52	2	H. Butker: 28-yard FG	16	7	
		Kickoff	KC 32	5	68	Q4	2:20	3	X. Worthy: 3-yard run	23	13	
		Downs	KC 42	11	38	Q4	6:29	3	H. Butker: 38-yard FG	26	13	
10/20	at San Francisco	Kickoff	KC 30	7	70	Q1	4:42	5	Q2: K. Hunt: 1-yard run	7	3	
		Punt	SF 30	7	30	Q2	3:36	3	K. Hunt: 6-yard run	14	3	
		Interception	KC 21	13	79	Q3	6:43	5	Q4: P. Mahomes: 1-yard run	21	12	
		Interception	KC 20	12	80	Q4	6:20	5	M. Hardman: 18-yard run	28	12	
10/27	at Las Vegas	Kickoff	KC 30	9	70	Q1	4:58	4	K. Hunt: 1-yard run	7	0	
		Kickoff	KC 30	13	70	Q2	8:16	5	T. Kelce: 5-yard pass from P. Mahomes	14	10	
		Punt	KC 20	9	56	Q2	0:54	4	H. Butker: 42-yard FG	17	10	
		Downs	KC 8	19	87	Q3	9:43	6	Q4: H. Butker: 24-yard FG	20	13	
		Fumble	LV 38	8	38	Q4	3:01	3	X. Worthy: 9-yard pass from P. Mahomes	27	13	
11/04	Tampa Bay	Punt	KC 45	8	33	Q1	4:34	2	H. Butker: 40-yard FG	3	0	
		Kickoff	KC 30	11	70	Q2	6:18	4	D. Hopkins: 1-yard pass from P. Mahomes	10	7	
		Kickoff	KC 30	12	70	Q3	6:36	5	Q4: S. Perine: 7-yard pass from P. Mahomes	17	17	
		Punt	KC 22	15	78	Q4	8:26	6	D. Hopkins: 5-yard pass from P. Mahomes	24	17	
		Kickoff	KC 30	10	70	OT	5:52	5	K. Hunt: 2-yard run	30	24	
11/10	Denver	Kickoff	KC 30	10	52	Q2	5:18	3	H. Butker: 36-yard FG	3	7	
		Kickoff	KC 30	11	70	Q2	4:55	5	T. Kelce: 2-yard pass from P. Mahomes	10	14	
		Punt	KC 25	16	65	Q3	7:16	4	H. Butker: 28-yard FG	13	14	
		Punt	DEN 46	10	44	Q4	4:43	2	H. Butker: 20-yard FG	16	14	
11/17	at Buffalo	Punt	KC 12	11	88	Q1	5:27	5	Q2: X. Worthy: 10-yard pass from P. Mahomes	7	6	
		Interception	BUF 40	9	40	Q2	4:34	4	N. Gray: 2-yard pass from P. Mahomes	14	13	
		Kickoff	KC 30	10	70	Q4	4:58	7	N. Gray: 1-yard pass from P. Mahomes	21	23	
11/24	at Carolina	Kickoff	CAR 41	3	41	Q1	1:25	1	N. Gray: 35-yard pass from P. Mahomes	7	0	
		Kickoff	KC 25	11	68	Q1	6:45	4	S. Shrader: 25-yard FG	10	3	
		Kickoff	KC 30	14	47	Q2	7:18	4	S. Shrader: 41-yard FG	13	6	
		Punt	KC 8	14	92	Q2	4:30	7	N. Gray: 11-yard pass from P. Mahomes	20	6	
		Kickoff	KC 25	10	75	Q3	3:44	6	D. Hopkins: 3-yard pass from P. Mahomes	27	16	
		Kickoff	KC 30	7	57	Q4	1:46	2	S. Shrader: 31-yard FG	30	27	
11/29	Las Vegas	Kickoff	KC 27	13	66	Q1	4:54	4	M. Wright: 25-yard FG	3	0	
		Missed FG	KC 47	7	53	Q2	3:41	3	J. Watson: 6-yard pass from P. Mahomes	10	3	
		Downs	KC 30	7	47	Q3	3:05	2	M. Wright: 42-yard FG	13	3	
		Missed FG	KC 45	7	38	Q3	1:17	1	M. Wright: 35-yard FG	16	3	
		Kickoff	KC 30	11	56	Q4	4:59	3	M. Wright: 32-yard FG	19	17	
12/08	--	--	--	--	--	--	--	--	--	--		
12/15	--	--	--	--	--	--	--	--	--	--		
12/21	--	--	--	--	--	--	--	--	--	--		
12/25	--	--	--	--	--	--	--	--	--	--		
01/05	--	--	--	--	--	--	--	--	--	--		
<b>AVG</b>				<b>9.7</b>	<b>59.1</b>		<b>4:36</b>	<b>3.7</b>				
<b>TOTALS</b>				<b>531</b>	<b>3,253</b>		<b>253:23</b>	<b>205</b>				

# OPPONENTS SCORING DRIVES

## CHIEFS OPPONENTS 2024 REGULAR SEASON SCORING DRIVES

DATE	OPPONENT	ACQUIRED	DRIVE				Q	TIME	FIRST		SCORING PLAY	KC	OPP
			START	PLAYS	YARDS				DOWN	SCORING PLAY			
09/05	Baltimore	Kickoff	BAL 30	11	70	Q1	6:46	4		D. Henry: 5-yard run	0	7	
		Interception	BAL 49	10	44	Q2	1:41	3		J. Tucker: 25-yard FG	13	10	
		Punt	BAL 20	7	80	Q3	3:50	3		Q4: I. Likely: 49-yard pass from L. Jackson	20	17	
		Kickoff	BAL 30	13	56	Q4	5:31	4		J. Tucker: 32-yard FG	27	20	
09/15	Cincinnati	Kickoff	CIN 30	10	66	Q1	4:19	2		E. McPherson: 22-yard FG	0	3	
		Interception	KC 31	7	31	Q1	3:15	3		Q2: A. Iosivas: 4-yard pass from J. Burrow	3	10	
		Kickoff	CIN 30	9	55	Q2	4:31	4		E. McPherson: 33-yard FG	10	13	
		Fumble	KC 46	6	16	Q2	1:28	1		E. McPherson: 48-yard FG	10	16	
		Kickoff	CIN 30	11	70	Q3	6:05	4		A. Iosivas: 3-yard pass from J. Burrow	17	22	
		Kickoff	CIN 32	8	33	Q4	5:12	2		E. McPherson: 53-yard FG	23	25	
09/22	at Atlanta	Kickoff	ATL 30	7	70	Q1	3:53	3		D. London: 14-yard pass from K. Cousins	0	7	
		Kickoff	ATL 30	5	70	Q2	2:08	3		B. Robinson: 1-yard run	7	14	
		Kickoff	ATL 15	10	49	Q3	3:24	3		Q4: Y. Koo: 54-yard FG	22	17	
09/29	at L.A. Chargers	Fumble	LAC 26	10	74	Q1	6:36	5		L. McConkey: 7-yard pass from J. Herbert	0	7	
		Interception	KC 20	4	-12	Q1	2:13	0		C. Dicker: 50-yard FG	0	10	
10/07	New Orleans	Kickoff	NO 26	7	74	Q2	4:03	3		R. Shaheed: 43-yard pass from D. Carr	10	7	
		Interception	NO 35	8	65	Q3	2:27	4		Q4: F. Moreau: 6-yard pass from D. Carr	16	13	
10/20	at San Francisco	Punt	SF 41	4	22	Q1	0:59	1		A. Carlson: 55-yard FG	0	3	
		Punt	SF 10	9	84	Q2	1:39	3		A. Carlson: 24-yard FG	14	6	
		Interception	KC 23	7	23	Q3	3:26	3		B. Purdy: 1-yard run	14	12	
		Kickoff	SF 35	8	65	Q4	2:01	6		B. Purdy: 1-yard run	28	18	
10/27	at Las Vegas	Kickoff	LV 30	12	70	Q1	7:23	5		J. Meyers: 7-yard pass from G. Minshew II	7	7	
		Punt	LV 14	10	50	Q1	5:46	3		Q2: D. Carlson: 54-yard FG	7	10	
		Punt	KC 28	10	14	Q3	5:51	2		D. Carlson: 32-yard FG	17	13	
		Kickoff	LV 30	13	70	Q4	2:56	5		D. Turner: 11-yard pass from G. Minshew II	27	20	
11/04	Tampa Bay	Kickoff	TB 30	11	70	Q1	6:53	5		Q2: R. White: 7-yard run	3	7	
		Kickoff	TB 49	6	51	Q3	3:24	4		C. Otton: 11-yard pass from B. Mayfield	10	14	
		Punt	TB 41	8	30	Q3	4:41	2		C. McLaughlin: 47-yard FG	10	17	
		Punt	TB 29	10	71	Q4	1:49	5		R. Miller: 1-yard pass from B. Mayfield	24	24	
11/10	Denver	Punt	DEN 20	9	80	Q1	4:40	5		Q2: D. Vele: 6-yard pass from B. Nix	0	7	
		Kickoff	DEN 30	5	70	Q2	2:23	3		C. Sutton: 32-yard pass from B. Nix	3	14	
11/17	at Buffalo	Interception	BUF 35	8	65	Q1	4:15	4		J. Cook: 3-yard run	0	6	
		Kickoff	BUF 30	9	70	Q2	4:45	5		J. Cook: 6-yard run	7	13	
		Kickoff	BUF 23	12	62	Q2	2:51	4		T. Bass: 33-yard FG	14	16	
		Punt	BUF 17	10	83	Q3	6:03	5		Q4: C. Samuel: 12-yard pass from J. Allen	14	23	
		Kickoff	BUF 30	12	70	Q4	5:36	4		J. Allen: 26-yard run	21	30	
11/24	at Carolina	Kickoff	CAR 30	8	58	Q1	4:11	2		E. Piñeiro: 30-yard FG	7	3	
		Kickoff	CAR 30	8	57	Q1	2:57	2		Q2: E. Piñeiro: 32-yard FG	10	6	
		Kickoff	CAR 30	8	59	Q2	0:44	3		E. Piñeiro: 29-yard FG	20	9	
		Kickoff	CAR 30	15	70	Q3	8:34	7		D. Moore: 1-yard pass from B. Young	20	16	
		Kickoff	CAR 30	11	55	Q3	5:05	3		Q4: E. Piñeiro: 33-yard FG	27	19	
		Punt	KC 49	5	49	Q4	1:35	3		C. Hubbard: 1-yard run	27	27	
11/29	Las Vegas	Punt	LV 8	10	83	Q1	6:20	3		Q2: D. Carlson: 27-yard FG	3	3	
		Kickoff	KC 26	2	26	Q3	1:31	1		B. Bowers: 33-yard pass from A. O'Connell	16	10	
		Punt	LV 31	2	69	Q3	0:13	2		Q4: T. Tucker: 58-yard pass from A. O'Connell	16	17	
12/08	--	--	--	--	--	--	--	--	--	--	--		
12/15	--	--	--	--	--	--	--	--	--	--	--		
12/21	--	--	--	--	--	--	--	--	--	--	--		
12/25	--	--	--	--	--	--	--	--	--	--	--		
01/05	--	--	--	--	--	--	--	--	--	--	--		
<b>AVG</b>				<b>8.6</b>	<b>56.8</b>		<b>3:54</b>	<b>3.4</b>					
<b>TOTALS</b>				<b>385</b>	<b>2,557</b>		<b>175:53</b>	<b>151</b>					

# THE LAST TIME

## 2024 Regular Season (As of December 3, 2024)

### PASSING

#### 500 YARDS PASSING

KC	11/5/2000	@ Oakland	504 yards	Elvis Grbac
Opp	12/6/1990	@ Houston Oilers	527 yards	Warren Moon

#### 40+ PASS ATTEMPTS

KC	11/29/2024	vs. Las Vegas	46 att.	Patrick Mahomes
Opp	11/17/2024	@ Buffalo	40 att.	Josh Allen

#### 50+ PASS ATTEMPTS

KC	11/6/2022	vs. Tennessee	68 att.	Patrick Mahomes
Opp	10/2/2022	@ Tampa Bay	52 att.	Tom Brady

#### 400 YARDS PASSING

KC	10/22/2023	vs. L.A. Chargers	424 yards	Patrick Mahomes
Opp	1/2/2022	@ Cincinnati	446 yards	Joe Burrow

#### 300 YARDS PASSING

KC	11/29/2024	vs. Las Vegas	306 yards	Patrick Mahomes
Opp	11/29/2024	vs. Las Vegas	340 yards	Aidan O'Connell

#### SIX TOUCHDOWN PASSES

KC	11/19/2018	@ L.A. Rams	6 tds	Patrick Mahomes: (25, 21, 8, 4, 73, 10)
Opp				* Never Has Happened *

#### SEVEN TOUCHDOWN PASSES

KC				* Never Has Happened *
Opp				* Never Has Happened *

#### FIVE TOUCHDOWN PASSES

KC	9/11/2022	@ Arizona	5 tds	Patrick Mahomes: (9, 3, 4, 1, 2)
Opp	10/8/2017	@ Houston	5 tds	Deshaun Watson: (6, 9, 48, 34, 1)

#### FOUR TOUCHDOWN PASSES

KC	10/22/2023	vs. L.A. Chargers	4 tds	Patrick Mahomes: (46, 6, 1, 8)
Opp	1/2/2022	@ Cincinnati	4 tds	Joe Burrow: (72, 18, 69, 5)

#### THREE TOUCHDOWN PASSES

KC	11/24/2024	@ Carolina	3 tds	Patrick Mahomes: (35, 11, 3)
Opp	12/3/2023	@ Green Bay	3 tds	Jordan Love: (1, 9, 12)

#### SEVEN+ INTERCEPTIONS THROWN

KC				* Never Has Happened *
Opp				* Never Has Happened *

#### SIX INTERCEPTIONS THROWN

KC				* Never Has Happened *
Opp	9/25/2016	vs. N.Y. Jets	6 ints	Ryan Fitzpatrick

#### FIVE INTERCEPTIONS THROWN

KC				* Never Has Happened *
Opp				* Never Has Happened *

#### FOUR INTERCEPTIONS THROWN

KC	12/13/2009	vs. Buffalo	4 ints	Matt Cassel
Opp	11/18/2019	@ L.A. Chargers	4 ints	Philip Rivers

#### THREE INTERCEPTIONS THROWN

KC	12/11/2022	@ Denver	3 ints	Patrick Mahomes
Opp	10/20/2024	@ San Francisco	3 ints	Brock Purdy

#### TWO INTERCEPTIONS THROWN

KC	11/17/2024	@ Buffalo	2 ints	Patrick Mahomes
Opp	10/20/2024	@ San Francisco	3 ints	Brock Purdy

### RUSHING

#### 300 YARDS RUSHING

KC				* Never Has Happened *
Opp				* Never Has Happened *

#### 200 YARDS RUSHING

KC	12/23/2012	vs. Indianapolis	226 yards	Jamaal Charles
Opp	12/20/2009	vs. Cleveland	286 yards	Jerome Harrison

# THE LAST TIME

## 150-199 YARDS RUSHING

KC	10/19/2020	@ Buffalo	161 yards	Clyde Edwards-Helaire
Opp	10/10/2022	vs. Las Vegas	154 yards	Josh Jacobs

## 100 YARDS RUSHING

KC	11/4/2024	vs. Tampa Bay	106 yards	Kareem Hunt
Opp	9/5/2024	vs. Baltimore	122 yards	Lamar Jackson

## 100-149 YARDS RUSHING

KC	11/4/2024	vs. Tampa Bay	106 yards	Kareem Hunt
Opp	9/5/2024	vs. Baltimore	122 yards	Lamar Jackson

## FIVE TOUCHDOWNS RUSHING

KC	* Never Has Happened *			
Opp	12/7/2003	@ Denver	5 tds	Clinton Portis: (11, 1, 59, 28, 53)

## FOUR TOUCHDOWNS RUSHING

KC	10/24/2004	vs. Atlanta	4 tds 4 tds	Derrick Blaylock: (7, 1, 3, 2) Priest Holmes: (15, 2, 2, 1)
Opp	12/7/2003	@ Denver	5 tds	Clinton Portis: (11, 1, 59, 28, 53)

## THREE TOUCHDOWNS RUSHING

KC	9/28/2015	@ Green Bay	3 tds	Jamaal Charles: (9, 4, 7)
Opp	9/22/2019	vs. Baltimore	3 tds	Mark Ingram II: (2, 19, 1)

## TWO TOUCHDOWNS RUSHING

KC	10/20/2024	@ San Francisco	2 tds	Kareem Hunt: (1, 6)
Opp	11/17/2024	@ Buffalo	2 tds	James Cook: (3, 6)

## TWO PLAYERS WITH TWO TD RUSHING

KC	10/24/2004	vs. Atlanta		Priest Holmes: (15, 2, 2, 1) Derrick Blaylock: (7, 1, 3, 2)
Opp	* Never Has Happened *			

## 150 YARDS RUSHING

KC	10/19/2020	@ Buffalo	161 yards	Clyde Edwards-Helaire
Opp	10/10/2022	vs. Las Vegas	154 yards	Josh Jacobs

## 30+ RUSHING ATTEMPTS

KC	9/21/2014	@ Miami	32 att.	Knile Davis
Opp	10/15/2017	vs. Pittsburgh	32 att.	Le'Veon Bell

## 50-74 YARD RUSHING

KC	11/24/2024	@ Carolina	68 yards 60 yards	Kareem Hunt Patrick Mahomes
Opp	11/29/2024	vs. Las Vegas	64 yards	Sincere McCormick

## 75+ YARD RUSHING

KC	11/4/2024	vs. Tampa Bay	106 yards	Kareem Hunt
Opp	9/5/2024	vs. Baltimore	122 yards	Lamar Jackson

## 30-39 RUSHING ATTEMPTS

KC	9/21/2014	@ Miami	32 att.	Knile Davis
Opp	10/15/2017	vs. Pittsburgh	32 att.	Le'Veon Bell

## 40+ RUSHING ATTEMPTS

KC	* Never Has Happened *			
Opp	* Never Has Happened *			

## 400 YARDS RUSHING (TEAM)

KC	* Never Has Happened *			
Opp	* Never Has Happened *			

## 300 YARDS RUSHING (TEAM)

KC	12/23/2012	vs. Indianapolis	352 yards	Indianapolis 20, Kansas City 13
Opp	12/20/2009	vs. Cleveland	351 yards	Cleveland 41, Kansas City 34

## 200 YARDS RUSHING (TEAM)

KC	10/1/2023	@ N.Y. Jets	204 yards	Kansas City 23, N.Y. Jets 20
Opp	9/19/2021	@ Baltimore	251 yards	Baltimore 36, Kansas City 35

## 200-299 YARDS RUSHING (TEAM)

KC	10/1/2023	@ N.Y. Jets	204 yards	Kansas City 23, N.Y. Jets 20
----	-----------	-------------	-----------	------------------------------



# THE LAST TIME

Opp	9/19/2021	@ Baltimore	251 yards		Baltimore 36, Kansas City 35
<b>200+ YARDS RUSHING (TEAM)</b>					
KC	10/1/2023	@ N.Y. Jets	204 yards		Kansas City 23, N.Y. Jets 20
Opp	9/19/2021	@ Baltimore	251 yards		Baltimore 36, Kansas City 35
<b>300+ YARDS RUSHING (TEAM)</b>					
KC	12/23/2012	vs. Indianapolis	352 yards		Indianapolis 20, Kansas City 13
Opp	12/20/2009	vs. Cleveland	351 yards		Cleveland 41, Kansas City 34
<b>RECEIVING</b>					
<b>TWO 100-YARD RECEIVERS</b>					
KC	10/23/2022	@ San Francisco	124 yards 111 yards	Juju Smith-Schuster Marquez Valdes-Scantling	
Opp	9/16/2018	@ Pittsburgh	138 yards 121 yards	Jesse James Juju Smith-Schuster	
<b>200 YARDS RECEIVING</b>					
KC	9/17/1990	@ Denver	206 yards	Stephon Paige	
Opp	1/2/2022	@ Cincinnati	266 yards	Ja'Marr Chase	
<b>100 YARDS RECEIVING</b>					
KC	11/4/2024	vs. Tampa Bay	100 yards	Travis Kelce	
Opp	11/29/2024	vs. Las Vegas	140 yards	Brock Bowers	
<b>FOUR TOUCHDOWN RECEPTIONS</b>					
KC	10/10/2022	vs. Las Vegas	4 tds	Travis Kelce: (1, 4, 8, 1)	
Opp	12/1/2013	vs. Denver	4 tds	Eric Decker: (41, 37, 15, 1)	
<b>FIVE TOUCHDOWN RECEPTIONS</b>					
KC				* Never Has Happened *	
Opp				* Never Has Happened *	
<b>THREE TOUCHDOWN RECEPTIONS</b>					
KC	11/20/2022	@ L.A. Chargers	3 tds	Travis Kelce: (4, 32, 17)	
Opp	12/11/2022	@ Denver	3 tds	Jerry Jeudy: (18, 5, 7)	
<b>TWO TOUCHDOWN RECEPTIONS</b>					
KC	11/24/2024	@ Carolina	2 tds	Noah Gray: (35, 11)	
Opp	9/15/2024	vs. Cincinnati	2 tds	Andrei Iosivas: (4, 3)	
<b>TWO PLAYERS WITH TWO TD RECEPTIONS</b>					
KC	11/19/2018	@ L.A. Rams		Chris Conley: (8, 10) Tyreek Hill: (25, 73)	
Opp	10/8/2017	@ Houston		DeAndre Hopkins: (6, 34, 1) Will Fuller V: (9, 48)	
<b>150 YARDS RECEIVING</b>					
KC	10/22/2023	vs. L.A. Chargers	179 yards	Travis Kelce	
Opp	1/2/2022	@ Cincinnati	266 yards	Ja'Marr Chase	
<b>10 OR MORE RECEPTIONS</b>					
KC	11/4/2024	vs. Tampa Bay	14	Travis Kelce	
Opp	11/29/2024	vs. Las Vegas	10	Brock Bowers	
<b>100-149 YARDS RECEIVING</b>					
KC	11/4/2024	vs. Tampa Bay	100 yards	Travis Kelce	
Opp	11/29/2024	vs. Las Vegas	140 yards	Brock Bowers	
<b>150-199 YARDS RECEIVING</b>					
KC	10/22/2023	vs. L.A. Chargers	179 yards	Travis Kelce	
Opp	10/27/2019	vs. Green Bay	159 yards	Aaron Jones	
<b>200-299 YARDS RECEIVING</b>					
KC	11/29/2020	@ Tampa Bay	269 yards	Tyreek Hill	
Opp	1/2/2022	@ Cincinnati	266 yards	Ja'Marr Chase	
<b>300+ YARDS RECEIVING</b>					
KC				* Never Has Happened *	
Opp				* Never Has Happened *	
<b>COMBINED YARDS</b>					
<b>100-YARD RUSHER AND 300-YARD PASSER</b>					

# THE LAST TIME

KC	10/7/2024	vs. New Orleans	102 yards 331 yards	Kareem Hunt Patrick Mahomes	
Opp	10/14/2018	@ New England	106 yards 340 yards	Sony Michel Tom Brady	
<b>100-YARD RECEIVER AND 300-YARD PASSER</b>					
KC	10/7/2024	vs. New Orleans	130 yards 331 yards	Juju Smith-Schuster Patrick Mahomes	
Opp	11/29/2024	vs. Las Vegas	140 yards 340 yards	Brock Bowers Aidan O'Connell	
<b>100-YARD RUSHER AND 100-YARD RECEIVER</b>					
KC	11/4/2024	vs. Tampa Bay	106 yards 100 yards	Kareem Hunt Travis Kelce	
Opp	9/5/2024	vs. Baltimore	122 yards 111 yards	Lamar Jackson Isaiah Likely	
<b>100-YARD RUSHER, 300-YARD PASSER, 100-YARD RECEIVER</b>					
KC	10/7/2024	vs. New Orleans	102 yards 331 yards 130 yards	Kareem Hunt Patrick Mahomes Juju Smith-Schuster	
Opp	12/1/2013	vs. Denver	117 yards 403 yards 174 yards	Montee Ball Peyton Manning Eric Decker	
<b>100-YARD RUSHER/TWO 100-YARD RECEIVERS</b>					
KC	12/3/2006	@ Cleveland	110 yards 105/117 yards	Larry Johnson Tony Gonzalez/Eddie Kennison	
Opp	12/1/2013	vs. Denver	117 yards 174/106 yards	Montee Ball Eric Decker/Demaryius Thomas	
<b>TWO 100-YARD RECEIVERS/300-YARD PASSER</b>					
KC	10/23/2022	@ San Francisco	124/111 yards 423 yards	Juju Smith-Schuster/Marquez Valdes-Scantling Patrick Mahomes	
Opp	9/16/2018	@ Pittsburgh	138/121 yards 452 yards	Jesse James/Juju Smith-Schuster Ben Roethlisberger	
<b>DEFENSE</b>					
<b>INTERCEPTED PASS RETURNED FOR A TOUCHDOWN</b>					
KC	12/11/2022	@ Denver	47 yards	Willie Gay	(4:43) 3-R.Wilson pass short middle intended for 89-B.Johnson INTERCEPTED by 50-W.Gay at DEN 47. 50-W.Gay for 47 yards, TOUCHDOWN. DEN-89-B.Johnson was injured during the play.
Opp	12/25/2023	vs. Las Vegas	33 yards	Jack Jones	(4:55) (Shotgun) 15-P.Mahomes pass short right intended for 84-Ju.Watson INTERCEPTED by 18-J.Jones at KC 33. 18-J.Jones for 33 yards, TOUCHDOWN.
<b>FUMBLE RETURNED FOR A TOUCHDOWN</b>					
KC	9/15/2024	vs. Cincinnati	38 yards	Chamarri Conner	(14:52) (Shotgun) 9-J.Burrow sacked at CIN 34 for 0 yards (sack split by 98-T.Wharton and 51-M.Danna). FUMBLES (98-T.Wharton) [51-M.Danna], RECOVERED by KC-27-C.Conner at CIN 38. 27-C.Conner for 38 yards, TOUCHDOWN.
Opp	11/10/2019	@ Tennessee	53 yards	Rashaan Evans	(6:28) (Shotgun) 26-Dam.Williams up the middle to TEN 45 for -1 yards (51-D.Long). FUMBLES (51-D.Long), RECOVERED by TEN-54-R.Evans at TEN 47. 54-R.Evans for 53 yards, TOUCHDOWN.
<b>SAFETY SCORED</b>					
KC	10/23/2022	@ San Francisco		Frank Clark	(8:55) (Shotgun) 10-J.Garoppolo sacked in End Zone for -6 yards, SAFETY (55-F.Clark).
Opp	10/1/2023	@ N.Y. Jets	(13:27) (Shotgun) 15-P.Mahomes pass incomplete deep right to 11-M.Valdes-Scantling (3-J.Whitehead) [47-B.Huff]. PENALTY on KC-74-J.Taylor, Face Mask, 7 yards, enforced in End Zone, SAFETY - No Play.		
<b>SHUTOUT</b>					
KC	10/23/2011	@ Oakland	Kansas City 28, Las Vegas 0		
Opp	12/16/2012	@ Oakland	Las Vegas 15, Kansas City 0		
<b>FIVE+ SACK GAME</b>					
KC	9/6/1998	vs. Oakland	6.0 sk	Derrick Thomas	
Opp			* Never Has Happened *		
<b>FOUR SACK GAME</b>					
KC	12/28/2014	vs. San Diego	4.0 sk	Justin Houston	
Opp	11/9/2003	vs. Cleveland	4.0 sk	Andra Davis	
<b>THREE SACK GAME</b>					
KC	11/21/2021	vs. Dallas	3.5 sk	Chris Jones	
Opp	12/25/2023	vs. Las Vegas	3.0 sk	Malcolm Koonce	
<b>TWO SACK GAME</b>					
KC	11/29/2024	vs. Las Vegas	2.0 sk	Chris Jones	
Opp	11/4/2024	vs. Tampa Bay	2.0 sk 2.0 sk	Vita Vea Calijah Kancey	
<b>FOUR OR MORE INTERCEPTION GAME</b>					
KC	9/29/1985	vs. Seattle	4 ints	Derron Cherry	
Opp	10/7/2001	@ Denver	4 int	Deltha O'Neal	

# THE LAST TIME

<b>TWO INTERCEPTIONS BY TEAMMATES</b>						
KC						* Never Has Happened *
Opp						* Never Has Happened *
<b>THREE INTERCEPTION GAME</b>						
KC	11/27/2005	vs. New England	3 int		Greg Wesley	
Opp	10/1/1989	@ Cincinnati	3 ints		David Fulcher	
<b>TWO INTERCEPTION GAME</b>						
KC	9/19/2021	@ Baltimore	2 int		Tyrann Mathieu	
Opp	12/11/2022	@ Denver	2 int		Josey Jewell	
<b>70+ YARD INTERCEPTION RETURN</b>						
KC	9/15/2022	vs. L.A. Chargers	99t yards		Jaylen Watson	
Opp	1/1/2017	@ San Diego	90t yards		Jahleel Addae	
<b>TWO INTERCEPTIONS</b>						
KC	9/19/2021	@ Baltimore	2 ints		Tyrann Mathieu	
Opp	12/11/2022	@ Denver	2 ints		Josey Jewell	
<b>THREE INTERCEPTIONS</b>						
KC	11/27/2005	vs. New England	3 ints		Greg Wesley	
Opp						* Never Has Happened *
<b>FOUR INTERCEPTIONS</b>						
KC						* Never Has Happened *
Opp	10/7/2001	@ Denver	4 ints		Deltha O'Neal	
<b>LESS THAN 25 RUSHING YARDS</b>						
KC	12/16/2012	@ Oakland	10 yards			Las Vegas 15, Kansas City 0
Opp	10/2/2022	@ Tampa Bay	3 yards			Kansas City 41, Tampa Bay 31
<b>LESS THAN 50 RUSHING YARDS</b>						
KC	12/17/2023	@ New England	43 yards			Kansas City 27, New England 17
Opp	10/27/2024	@ Las Vegas	33 yards			Kansas City 27, Las Vegas 20
<b>LESS THAN 100 RUSHING YARDS</b>						
KC	11/24/2024	@ Carolina	85 yards			Kansas City 30, Carolina 27
Opp	11/29/2024	vs. Las Vegas	63 yards			Kansas City 19, Las Vegas 17
<b>LESS THAN 50 NET PASSING YARDS</b>						
KC	12/30/2012	@ Denver	26 yards			Denver 38, Kansas City 3
Opp	12/25/2023	vs. Las Vegas	48 yards			Las Vegas 20, Kansas City 14
<b>LESS THAN 100 NET PASSING YARDS</b>						
KC	12/30/2012	@ Denver	26 yards			Denver 38, Kansas City 3
Opp	12/25/2023	vs. Las Vegas	48 yards			Las Vegas 20, Kansas City 14
<b>LESS THAN 150 NET PASSING YARDS</b>						
KC	10/20/2024	@ San Francisco	145 yards			Kansas City 28, San Francisco 18
Opp	12/25/2023	vs. Las Vegas	48 yards			Las Vegas 20, Kansas City 14
<b>LESS THAN 150 YARDS NET OFFENSE</b>						
KC	12/1/2002	vs. Arizona	122 yards			Kansas City 49, Arizona 0
Opp	12/30/2012	@ Denver	119 yards			Denver 38, Kansas City 3
<b>LESS THAN 200 YARDS NET OFFENSE</b>						
KC	10/12/2023	vs. Denver	197 yards			Kansas City 19, Denver 8
Opp	11/30/2014	vs. Denver	151 yards			Denver 29, Kansas City 16
<b>LESS THAN 300 YARDS NET OFFENSE</b>						
KC	11/10/2024	vs. Denver	260 yards			Kansas City 16, Denver 14
Opp	11/17/2024	@ Buffalo	259 yards			Buffalo 30, Kansas City 21
<b>FORCED FOUR TURNOVERS</b>						
KC	10/10/2021	vs. Buffalo	4 to			Buffalo 38, Kansas City 20
Opp	10/25/2020	@ Denver	4 to			Kansas City 43, Denver 16
<b>FORCED FIVE+ TURNOVERS</b>						
KC	10/29/2023	@ Denver	5 to			Denver 24, Kansas City 9
Opp	12/12/2021	vs. Las Vegas	5 to			Kansas City 48, Las Vegas 9
<b>AT LEAST ONE TURNOVER</b>						
KC	11/17/2024	@ Buffalo	2 to			Buffalo 30, Kansas City 21
Opp	11/29/2024	vs. Las Vegas	1 to			Kansas City 19, Las Vegas 17
<b>FORCED THREE+ TURNOVERS</b>						
KC	10/20/2024	@ San Francisco	3 to			Kansas City 28, San Francisco 18
Opp	9/15/2024	vs. Cincinnati	3 to			Kansas City 26, Cincinnati 25
<b>SPECIAL TEAMS</b>						
<b>KICKOFF RETURNED FOR A TOUCHDOWN</b>						
KC	10/25/2020	@ Denver	102 yards		Byron Pringle	8-B. McManus kicks 67 yards from DEN 35 to KC -2. 13-B. Pringle for 102 yards, TOUCHDOWN.

# THE LAST TIME

Opp	9/28/2020	@ Baltimore	93 yards	Devin Duvernay	7-H.Butker kicks 58 yards from KC 35 to BLT 7. 13-D.Duvernay for 93 yards, TOUCHDOWN.
<b>PUNT RETURNED FOR A TOUCHDOWN</b>					
KC	12/13/2020	@ Miami	67 yards	Mecole Hardman	(13:04) 2-M.Haack punts 37 yards to KC 33, Center-50-B.Ferguson. 17-M.Hardman for 67 yards, TOUCHDOWN.
Opp	12/9/2012	@ Cleveland	93 yards	Travis Benjamin	(15:00) (Punt formation) 2-D.Colquitt punts 41 yards to CLV 7, Center-43-T.Gafford. 80-T.Benjamin for 93 yards, TOUCHDOWN. Longest Punt Return in Cleveland Franchise History
<b>BLOCKED FIELD GOAL RETURNED FOR A TOUCHDOWN</b>					
KC	12/6/1987	@ Cincinnati	28 yards	Kevin Ross	
Opp	* Never Has Happened *				
<b>BLOCKED PUNT RETURNED FOR A TOUCHDOWN</b>					
KC	9/13/2009	@ Baltimore		Jon McGraw	(10:09) (Punt formation) 4-S.Koch punt is BLOCKED by 47-J.McGraw, Center-70-M.Katula, RECOVERED by KC-47-J.McGraw at BLT 0. TOUCHDOWN.
Opp	12/28/1986	@ N.Y. Jets	0 yards	Albert Lewis	
<b>MADE FIELD GOAL OF 50 YARDS OR LONGER</b>					
KC	9/22/2024	@ Atlanta	53 yards	Harrison Butker	(2:48) 7-H.Butker 53 yard field goal is GOOD, Center-41-J.Winchester, Holder-14-M.Araiza.
Opp	10/27/2024	@ Las Vegas	54 yards	Daniel Carlson	(10:18) 2-D.Carlson 54 yard field goal is GOOD, Center-50-J.Bobenmoyer, Holder-6-A.Cole.
<b>BLOCKED FIELD GOAL</b>					
KC	1/1/2023	vs. Denver	51 yards	Harrison Butker	(:05) 7-H.Butker 51 yard field goal is BLOCKED (96-E.Uwazurike), Center-41-J.Winchester, Holder-5-T.Townsend.
Opp	11/10/2024	vs. Denver	35 yards	Wil Lutz	(:01) 3-W.Lutz 35 yard field goal is BLOCKED (54-L.Chenal), Center-48-M.Fraboni, Holder-9-R.Dixon, RECOVERED by KC-2-J.Williams at KC 24.
<b>BLOCKED PUNT</b>					
KC	12/8/2019	@ New England		Dustin Colquitt	(5:19) 2-D.Colquitt punt is BLOCKED by 43-N.Ebner, Center-41-J.Winchester, ball out of bounds at KC 19.
Opp	11/4/2018	@ Cleveland		Britton Colquitt	(8:10) (Punt formation) 4-B.Colquitt punt is BLOCKED by 26-Dam. Williams, Center-47-C.Hughlett, ball out of bounds at CLV 21.
<b>MISSED POINT AFTER TOUCHDOWN ATTEMPT</b>					
KC	9/22/2024	@ Atlanta		Harrison Butker	7-H.Butker extra point is No Good, Hit Right Upright, Center-41-J.Winchester, Holder-14-M.Araiza.
Opp	11/17/2024	@ Buffalo		Tyler Bass	2-T.Bass extra point is No Good, Wide Right, Center-69-R.Ferguson, Holder-8-S.Martin.
<b>POINT AFTER TOUCHDOWN ATTEMPT BLOCKED</b>					
KC	12/1/2019	vs. Oakland		Daniel Carlson [Tanoh Kpassagnon blocked]	8-D.Carlson extra point is Blocked (92-T.Kpassagnon), Center-47-T.Sieg, Holder-6-A.Cole. DEFENSIVE TWO-POINT ATTEMPT. 35-C.Ward recovered the blocked kick. ATTEMPT SUCCEEDS.
Opp	9/20/2020	@ L.A. Chargers		Harrison Butker [Jerry Tillery blocked]	7-H.Butker extra point is Blocked (99-J.Tillery), Center-41-J.Winchester, Holder-5-T.Townsend.
<b>SUCCESSFUL ONSIDE KICK</b>					
KC	10/15/2017	vs. Pittsburgh		Jehu Chesson	2-D.Colquitt kicks 48 yards from KC 20 to PIT 32. RECOVERED by KC-80-J.Chesson.
Opp	11/13/2022	vs. Jacksonville		Riley Patterson	10-R.Patterson kicks onside 11 yards from JAX 35 to JAX 46. RECOVERED by JAX-10-R.Patterson.
<b>FIVE FIELD GOALS</b>					
KC	12/31/2023	vs. Cincinnati	6 fg	Harrison Butker: (54, 43, 27, 24, 48, 46)	
Opp	10/14/2018	@ New England	5 fg	Stephen Gostkowski: (48, 24, 39, 50, 28)	
<b>SIX FIELD GOALS</b>					
KC	12/31/2023	vs. Cincinnati	6 fg	Harrison Butker: (54, 43, 27, 24, 48, 46)	
Opp	* Never Has Happened *				
<b>50-59 YARD FIELD GOAL</b>					
KC	9/22/2024	@ Atlanta	53 yards	Harrison Butker	(9:42) 7-H.Butker 21 yard field goal is GOOD, Center-41-J.Winchester, Holder-14-M.Araiza.
Opp	10/27/2024	@ Las Vegas	54 yards	Daniel Carlson	(6:44) 2-D.Carlson 32 yard field goal is GOOD, Center-50-J.Bobenmoyer, Holder-6-A.Cole.
<b>FOUR FIELD GOALS</b>					
KC	11/29/2024	vs. Las Vegas	4 fg	Matthew Wright: (25, 42, 35, 32)	
Opp	11/24/2024	@ Carolina	4 fg	Eddy Piñeiro: (30, 32, 29, 33)	
<b>60+ YARD FIELD GOAL</b>					
KC	10/12/2023	vs. Denver	60 yards	Harrison Butker	(2:00) 7-H.Butker 52 yard field goal is GOOD, Center-41-J.Winchester, Holder-5-T.Townsend.
Opp	* Never Has Happened *				
<b>THREE FIELD GOALS</b>					
KC	11/29/2024	vs. Las Vegas	4 fg	Matthew Wright: (25, 42, 35, 32)	

# THE LAST TIME

Opp	11/24/2024	@ Carolina	4 fg	Eddy Piñeiro: (30, 32, 29, 33)	
<b>50-69 YARD PUNT RETURN</b>					
KC	10/20/2024	@ San Francisco	55 yards	Mecole Hardman	
Opp	12/9/2018	vs. Baltimore	55 yards	Cyrus Jones	
<b>70-89 YARD PUNT RETURN</b>					
KC	10/8/2017	@ Houston	82t yards	Tyreek Hill	
Opp	9/16/2012	@ Buffalo	88t yards	Leodis McKelvin	
<b>60-69 YARD PUNT</b>					
KC	11/10/2024	vs. Denver	64 yds	Matt Araiza	
Opp	10/27/2024	@ Las Vegas	68 yds	AJ Cole	
<b>90+ YARD PUNT RETURN</b>					
KC	9/9/2018	@ L.A. Chargers	91t yards	Tyreek Hill	
Opp	12/9/2012	@ Cleveland	93t yards	Travis Benjamin	
<b>70+ YARD PUNT</b>					
KC	12/11/2022	@ Denver	76 yds	Tommy Townsend	
Opp	9/23/2012	@ New Orleans	70 yds	Thomas Morstead	
<b>50-69 YARD KICKOFF RETURN</b>					
KC	11/24/2024	@ Carolina	56 yards	Samaje Perine	
Opp	11/29/2024	vs. Las Vegas	68 yards	Ameer Abdullah	
<b>PUNTED 10+ TIMES</b>					
KC	9/8/2013	@ Jacksonville	10 punts	Dustin Colquitt	
Opp	12/14/2014	vs. Oakland	11 punts	Marquette King	
<b>70-89 YARD KICKOFF RETURN</b>					
KC	11/27/2016	@ Denver	86t yards	Tyreek Hill	
Opp	12/16/2021	@ L.A. Chargers	75 yards	Andre Roberts	
<b>90+ YARD KICKOFF RETURN</b>					
KC	10/25/2020	@ Denver	102t yards	Byron Pringle	
Opp	9/28/2020	@ Baltimore	93t yards	Devin Duvernay	
<b>TEAM/MISCELLANEOUS</b>					
<b>500 TOTAL YARDS OF OFFENSE</b>					
KC	12/18/2022	@ Houston	502 yards		Kansas City 502, Houston 219
Opp	10/14/2018	@ New England	500 yards		New England 500, Kansas City 446
<b>400 TOTAL YARDS OF OFFENSE</b>					
KC	10/7/2024	vs. New Orleans	460 yards		Kansas City 460, New Orleans 220
Opp	11/29/2024	vs. Las Vegas	434 yards		Las Vegas 434, Kansas City 329
<b>TOUCHDOWN ON OFFENSE, DEFENSE AND SPECIAL TEAMS</b>					
KC	10/25/2020	@ Denver	ST: (9:28) (Shotgun) D.Lock pass short right intended for N.Fant INTERCEPTED by D.Sorensen [A.Hitchens] at 50. D.Sorensen for 50 yards, TOUCHDOWN. DEF: (9:15) (Shotgun) C.Edwards-Helaire left guard for 11 yards, TOUCHDOWN. DEF: (11:21) (Shotgun) P.Mahomes pass short right to T.Hill for 10 yards, TOUCHDOWN. DEF: (3:02) (Shotgun) C.Henne left end for 1 yard, TOUCHDOWN. OFF: B.McManus kicks 67 yards from DEN 35 to KC -2. B.Pringle for 102 yards, TOUCHDOWN.		
Opp	* Never Has Happened *				
<b>MADE TWO-POINT CONVERSION</b>					
KC	12/18/2022	@ Houston		Patrick Mahomes	TWO-POINT CONVERSION ATTEMPT. 15-P.Mahomes pass to 1-J.McKinnon is complete. ATTEMPT SUCCEEDS.
Opp	11/24/2024	@ Carolina		Chuba Hubbard	TWO-POINT CONVERSION ATTEMPT. 30-C.Hubbard rushes up the middle. ATTEMPT SUCCEEDS.
<b>FAILED TWO-POINT CONVERSION</b>					
KC	9/15/2024	vs. Cincinnati		Patrick Mahomes	TWO-POINT CONVERSION ATTEMPT. 15-P.Mahomes pass to 1-X.Worthy is incomplete. ATTEMPT FAILS.
Opp	10/20/2024	@ San Francisco		Brock Purdy	TWO-POINT CONVERSION ATTEMPT. 13-B.Purdy pass to 14-R.Pearsall is incomplete. ATTEMPT FAILS.
<b>50 POINTS</b>					
KC	11/19/2018	@ L.A. Rams	L.A. Rams 54, Kansas City 51		
Opp	11/19/2018	@ L.A. Rams	L.A. Rams 54, Kansas City 51		
<b>40 POINTS</b>					
KC	9/24/2023	vs. Chicago	Kansas City 41, Chicago 10		
Opp	10/11/2020	vs. Las Vegas	Las Vegas 40, Kansas City 32		
<b>OVERTIME WIN</b>					
KC	11/4/2024	vs. Tampa Bay	Kansas City 30, Tampa Bay 24		
Opp	11/19/2017	@ N.Y. Giants	N.Y. Giants 12, Kansas City 9		
<b>OVERTIME LOSS</b>					
KC	11/19/2017	@ N.Y. Giants	N.Y. Giants 12, Kansas City 9		

# THE LAST TIME

Opp	11/4/2024	vs. Tampa Bay	Kansas City 30, Tampa Bay 24	
<b>OVERTIME TIE</b>				
KC	11/19/1989	@ Cleveland	Kansas City 10, Cleveland 10	
Opp	11/19/1989	@ Cleveland	Kansas City 10, Cleveland 10	
<b>20 FIRST-QUARTER POINTS</b>				
KC	9/16/2018	@ Pittsburgh	Kansas City 21, Pittsburgh 0	
Opp	10/2/2016	@ Pittsburgh	Pittsburgh 22, Kansas City 0	
<b>20 SECOND-QUARTER POINTS</b>				
KC	10/22/2023	vs. L.A. Chargers	Kansas City 21, L.A. Chargers 14	
Opp	10/11/2020	vs. Las Vegas	Las Vegas 21, Kansas City 17	
<b>20 THIRD-QUARTER POINTS</b>				
KC	12/14/2014	vs. Oakland	Kansas City 21, Las Vegas 3	
Opp	12/6/2009	vs. Denver	Denver 20, Kansas City 0	
<b>20 FOURTH-QUARTER POINTS</b>				
KC	11/19/2018	@ L.A. Rams	Kansas City 21, L.A. Rams 14	
Opp	10/8/2017	@ Houston	Houston 21, Kansas City 19	
<b>SHUTOUT AT HOME</b>				
KC	10/1/2006	vs. San Francisco	Kansas City 41, San Francisco 0	
Opp			* Never Has Happened *	
<b>SHUTOUT ON THE ROAD</b>				
KC	10/23/2011	@ Oakland	Kansas City 28, Las Vegas 0	
Opp	12/16/2012	@ Oakland	Las Vegas 15, Kansas City 0	
<b>OVERTIME WIN AT HOME</b>				
KC	11/4/2024	vs. Tampa Bay	Kansas City 30, Tampa Bay 24	
Opp	12/24/2011	vs. Oakland	Las Vegas 16, Kansas City 13	
<b>OVERTIME WIN ON THE ROAD</b>				
KC	12/18/2022	@ Houston	Kansas City 30, Houston 24	
Opp	11/19/2017	@ N.Y. Giants	N.Y. Giants 12, Kansas City 9	
<b>10 PENALTIES</b>				
KC	11/24/2024	@ Carolina	10 pen	Kansas City 30, Carolina 27
Opp	10/23/2022	@ San Francisco	10 pen	Kansas City 44, San Francisco 23
<b>THREE TOTAL TOUCHDOWNS</b>				
KC	11/24/2024	@ Carolina	3 td	Kansas City 30, Carolina 27 (13:44) (Shotgun) P.Mahomes pass deep left to N.Gray for 35 yards, TOUCHDOWN. (:50) (Shotgun) P.Mahomes pass short middle to N.Gray for 11 yards, TOUCHDOWN. (2:49) (Shotgun) P.Mahomes pass short right to D.Hopkins for 3 yards, TOUCHDOWN.
Opp	11/4/2024	vs. Tampa Bay	3 td	Kansas City 30, Tampa Bay 24 (10:28) R.White left end for 7 yards, TOUCHDOWN. (11:40) (Shotgun) B.Mayfield pass short left to C.Otton for 11 yards, TOUCHDOWN. (:30) B.Mayfield pass short right to R.Miller for 1 yard, TOUCHDOWN.
<b>NO TURNOVERS</b>				
KC	11/29/2024	vs. Las Vegas	0 to	Kansas City 19, Las Vegas 17
Opp	11/24/2024	@ Carolina	0 to	Kansas City 30, Carolina 27
<b>FOUR TOTAL TOUCHDOWNS</b>				
KC	11/4/2024	vs. Tampa Bay	4 td	Kansas City 30, Tampa Bay 24 (4:09) (Shotgun) P.Mahomes pass short middle to D.Hopkins for 1 yard, TOUCHDOWN. (14:21) (Shotgun) P.Mahomes pass short right to S.Perine for 7 yards, TOUCHDOWN. KC-P.Mahomes was injured during the play. (4:20) (Shotgun) P.Mahomes pass short left to D.Hopkins for 5 yards, TOUCHDOWN. (4:15) W.Morris reported in as eligible. K.Hunt right guard for 2 yards, TOUCHDOWN.
Opp	11/17/2024	@ Buffalo	4 td	Buffalo 30, Kansas City 21 (10:04) J.Cook right end for 3 yards, TOUCHDOWN. (10:13) J.Cook up the middle for 6 yards, TOUCHDOWN. (12:57) (Shotgun) J.Allen pass short right to C.Samuel for 12 yards, TOUCHDOWN [C.Conner]. Caught in flat at KC 10. (2:27) (Shotgun) J.Allen scrambles right tackle for 26 yards, TOUCHDOWN. ** Injury Update: BUF-D.Dawkins has returned to the game.
<b>OVER 40:00 TIME OF POSSESSION (NON-OT)</b>				
KC	12/20/2020	@ New Orleans	41:14 TOP	Kansas City 32, New Orleans 29
Opp	12/3/2017	@ N.Y. Jets	42:49 TOP	N.Y. Jets 38, Kansas City 31
<b>NO SACKS/NO INTERCEPTIONS ALLOWED</b>				
KC	9/11/2022	@ Arizona		
Opp	10/10/2021	vs. Buffalo		
<b>SCORE TOUCHDOWN IN EACH QUARTER</b>				
KC	10/23/2022	@ San Francisco	(7, 7, 14, 16 Points)	Kansas City 44, San Francisco 23



# THE LAST TIME

Opp	1/2/2022	@ Cincinnati	(7, 10, 7, 10 Points)	Cincinnati 34, Kansas City 31
<b>30 ONE-HALF POINTS</b>				
KC	9/24/2023	vs. Chicago	34 (first half)	Kansas City 41, Chicago 10
Opp	11/19/2018	@ L.A. Rams	31 (second half)	L.A. Rams 54, Kansas City 51
<b>WON GAME BY 20+ POINTS</b>				
KC	9/24/2023	vs. Chicago	Kansas City 41, Chicago 10	
Opp	10/24/2021	@ Tennessee	Tennessee 27, Kansas City 3	

# National Football League Game Summary

NFL Copyright © 2024 by The National Football League. All rights reserved. This summary and play-by-play is for the express purpose of assisting media in their coverage of the game; any other use of this material is prohibited without the written permission of the National Football League.

Date: Saturday, 8/17/2024

## Detroit Lions at Kansas City Chiefs

Start Time: 3:05 PM CDT

at GEHA Field at Arrowhead Stadium, Kansas City, MO

### Game Day Weather

Game Weather:  
Open Stadium on Natural Grass

Temp: 87° F (30.6° C) Humidity: 50%, Wind: NW 7 mph

### Officials

Referee: Clark, Land (130) Umpire: King, Paul (121) Down Judge: Stephan, Tom (68)  
Line Judge: Hutcheon, Jeff (46) Field Judge: Walker, Jabir (26) Side Judge: Pender, Dominique (114)  
Back Judge: Freeman, Brad (88) Replay Official: Hubbell, Bob (0)

### Lineups

Detroit Lions			Kansas City Chiefs				
Offense		Defense	Offense		Defense		
WR 19	D.Peoples-Jones	DL 99	B.Martin	WR 1	X.Worthy	DE 56	G.Karlaftis
TE 84	S.Zylstra	DL 45	I.Ukwu	LT 76	K.Suamataia	DE 51	M.Danna
LT 70	D.Skipper	DL 94	M.Wingo	LG 66	M.Caliendo	DT 69	M.Pennel
LG 74	K.Awosika	DL 93	J.Paschal	C 52	C.Humphrey	DT 98	T.Wharton
C 65	K.Eguakun	LB 42	J.Reeves-Maybin	RG 65	T.Smith	LB 54	L.Chenal
RG 62	M.Niese	LB 51	B.Niemann	RT 77	L.Niang	LB 43	J.Cochrane
RT 75	C.Sorsdal	CB 30	K.Dorsey	WR 4	R.Rice	LB 23	D.Tranquill
TE 82	J.Mitchell	CB 29	K.Vildor	WR 84	Ju.Watson	CB 22	T.McDuffie
WR 88	K.Davis	CB 21	A.Robertson	TE 87	T.Kelce	CB 2	J.Williams
QB 8	N.Sudfeld	S 6	I.Melifonwu	QB 15	P.Mahomes	DB 27	C.Conner
RB 13	C.Reynolds	S 40	B.Joseph	RB 10	I.Pacheco	S 6	B.Cook

### Substitutions

WR 1 M.Alexander, QB 2 H.Hooker, P 3 J.Fox, WR 10 T.Smith, WR 12 D.Fountain, CB 17 E.Bassey, CB 24 S.Gilmore, LB 25 T.Summers, RB 27 Z.Knight, RB 33 S.Vaki, S 35 C.Garnes, CB 36 J.Guidry, RB 36 J.Funk, S 38 C.Moore, TE 43 P.Hesse, K 43 J.Bates, LS 47 S.Daly, S 48 L.Strickland, LS 49 H.Hatten, LB 50 M.Agude, LB 52 M.Jefferson, LB 59 A.Beauplan, OL 59 G.Manu, OL 63 D.Clemens, C 64 B.Hudson, G 67 J.Burton, DL 69 P.O'Connor, T 72 J.Jones, WR 80 J.Calhoun, WR 83 I.Williams, WR 85 T.Kennedy, TE 86 S.McKeon, DL 90 C.Smith, DL 95 M.Betts

### Substitutions

QB 2 I.Book, K 7 H.Butker, WR 8 J.Ross, RB 9 L.Rees-Zammit, QB 11 C.Wentz, TE 12 J.Wiley, S 13 N.Johnson, QB 13 C.Oladokun, WR 14 C.Powell, DB 17 K.Hadden, WR 17 M.Hardman, WR 19 K.Toney, DB 21 J.Hicks, CB 24 K.Joseph, WR 24 S.Moore, DB 26 D.Bush, LB 29 C.Jacobs, CB 30 C.Roland-Wallace, RB 30 K.Ingram, CB 31 N.Jones, RB 34 D.Prince, CB 38 D.Miller, CB 39 K.Taylor, RB 39 E.Bailey, CB 40 E.Boye-Doe, LS 41 J.Winchester, FB 42 C.Steele, LB 44 Ca.Jones, CB 45 M.Battle, S 46 T.Gillespie, TE 47 B.Cupp, LB 48 C.Christiansen, P 49 M.Araiza, LB 50 O.Carney, LB 55 S.Bozeman, DE 57 T.Jones, OL 60 H.Nourzad, OL 61 C.Hanson, OT 68 G.McDowell, OT 72 C.Godrick, OT 75 E.Driskell, G 79 N.Torres, WR 80 M.Washington, WR 81 N.Remigio, TE 82 I.Smith, TE 83 N.Gray, TE 85 G.Spivey, WR 88 P.Brooks, DE 92 N.Farrell, DT 93 M.Dickerson, DE 94 M.Herring, DT 96 A.Gubner, DE 97 F.Anudike-Uzomah, DT 99 F.Lovett

### Did Not Play

CB 0 T.Arnold, CB 4 E.Moseley, RB 5 D.Montgomery, WR 9 J.Williams, WR 11 K.Raymond, WR 14 A.St. Brown, CB 15 E.Rakestraw, QB 16 J.Goff, QB 18 J.Fromm, CB 23 C.Davis, RB 26 J.Gibbs, RB 28 J.Jefferson, S 31 K.Joseph, DB 32 B.Branch, LB 34 A.Anzalone, LB 41 J.Houston, LB 44 M.Rodriguez, LB 46 J.Campbell, DL 54 A.McNeill, LB 55 D.Barnes, T 58 P.Sewell, OL 60 G.Glasgow, DL 61 D.Bada, DL 65 K.Peko, T 68 T.Decker, G 71 K.Zeitler, OL 73 C.Mahogany, C 77 F.Ragnow, DL 79 J.Cominsky, TE 87 S.LaPorta, TE 89 B.Wright, DL 91 L.Onwuzurike, DL 92 M.Davenport, DL 97 A.Hutchinson, DL 98 D.Reader

### Did Not Play

WR 5 M.Brown, S 20 J.Reid, RB 25 C.Edwards-Helaire, WR 29 K.Sheets, LB 32 N.Bolton, CB 35 Ja.Watson, DE 53 B.Thompson, G 62 J.Thuney, OL 64 W.Morris, G 70 M.Mettauer, T 74 J.Taylor, WR 89 J.Hayek, DE 90 C.Omenihu, DT 91 D.Nnadi, DT 95 C.Jones

### Not Active

### Not Active

### Field Goals (made ( ) & missed)

	J.Bates	(55)	(23)	(32)	(43)	H.Butker	(33)	(37)	(56)						
										1	2	3	4	OT	Total
VISITOR:	Detroit Lions									0	12	3	9	0	24
HOME:	Kansas City Chiefs									13	3	0	7	0	23



# National Football League Game Summary

NFL Copyright © 2024 by The National Football League. All rights reserved. This summary and play-by-play is for the express purpose of assisting media in their coverage of the game; any other use of this material is prohibited without the written permission of the National Football League.

## Scoring Plays

Team	Qtr	Time	Play Description (Extra Point) (Drive Info)	Visitor	Home
Chiefs	1	12:16	H.Butker 33 yd. Field Goal (8-61, 2:44)	0	3
Chiefs	1	3:21	H.Butker 37 yd. Field Goal (12-51, 5:13)	0	6
Chiefs	1	1:47	X.Worthy 22 yd. pass from C.Wentz (H.Butker kick) (3-25, 1:26)	0	13
Lions	2	14:12	J.Bates 55 yd. Field Goal (7-33, 2:35)	3	13
Lions	2	6:52	K.Davis 61 yd. pass from N.Sudfeld (kick failed, wl) (4-89, 2:05)	9	13
Chiefs	2	4:00	H.Butker 56 yd. Field Goal (5-27, 2:52)	9	16
Lions	2	0:08	J.Bates 23 yd. Field Goal (15-83, 2:05)	12	16
Lions	3	3:15	J.Bates 32 yd. Field Goal (14-75, 6:59)	15	16
Chiefs	4	9:25	C.Powell 64 yd. pass from C.Oladokun (H.Butker kick) (3-84, 1:32)	15	23
Lions	4	5:29	H.Hooker 7 yd. run (pass failed) (7-70, 3:56)	21	23
Lions	4	0:00	J.Bates 43 yd. Field Goal (5-14, 1:44)	24	23

Paid Attendance: 73,344

Time: 3:08

**Detroit Lions vs Kansas City Chiefs**  
**8/17/2024 at GEHA Field at Arrowhead Stadium**

# Final Individual Statistics

## Detroit Lions

## Kansas City Chiefs

RUSHING							RUSHING						
	ATT	YDS	AVG	LG	TD		ATT	YDS	AVG	LG	TD		
Z.Knight	8	36	4.5	13	0	D.Prince	7	47	6.7	41	0		
S.Vaki	6	22	3.7	6	0	X.Worthy	1	11	11.0	11	0		
J.Funk	8	13	1.6	5	0	C.Steele	3	8	2.7	4	0		
H.Hooker	5	11	2.2	9	1	K.Ingram	1	4	4.0	4	0		
I.Williams	1	11	11.0	11	0	C.Oladokun	1	3	3.0	3	0		
N.Sudfeld	1	10	10.0	10	0	I.Pacheco	1	2	2.0	2	0		
T.Kennedy	1	9	9.0	9	0	E.Bailey	2	0	0.0	1	0		
C.Reynolds	1	5	5.0	5	0	I.Book	1	0	0.0	0	0		
						C.Wentz	1	-1	-1.0	-1	0		
Total	31	117	3.8	13	1	Total	18	74	4.1	41	0		

PASSING									PASSING								
	ATT	CMP	YDS	SK/YD	TD	LG	IN	RT		ATT	CMP	YDS	SK/YD	TD	LG	IN	RT
N.Sudfeld	27	14	196	0/0	1	61	1	72.5	P.Mahomes	14	8	93	0/0	0	39	0	77.4
H.Hooker	15	12	150	1/4	0	37	0	108.3	C.Wentz	10	5	31	1/8	1	22	0	90.0
									C.Oladokun	7	6	99	1/14	1	64	0	158.3
									I.Book	4	2	16	1/15	0	12	0	60.4
Total	42	26	346	1/4	1	61	1	86.0	Total	35	21	239	3/37	2	64	0	99.6

PASS RECEIVING							PASS RECEIVING						
	TAR	REC	YDS	AVG	LG	TD		TAR	REC	YDS	AVG	LG	TD
I.Williams	8	6	71	11.8	37	0	R.Rice	5	4	35	8.8	14	0
S.Vaki	4	4	60	15.0	20	0	X.Worthy	6	3	62	20.7	39	1
T.Kennedy	5	3	31	10.3	14	0	N.Remigio	3	2	16	8.0	12	0
K.Davis	7	2	64	32.0	61	1	I.Smith	2	2	11	5.5	8	0
M.Alexander	3	2	40	20.0	28	0	C.Steele	2	2	-3	-1.5	6	0
J.Funk	3	2	27	13.5	16	0	C.Powell	2	1	64	64.0	64	1
D.Fountain	3	2	15	7.5	9	0	Ju.Watson	1	1	20	20.0	20	0
J.Mitchell	1	1	13	13.0	13	0	B.Cupp	1	1	12	12.0	12	0
J.Calhoun	1	1	12	12.0	12	0	T.Kelce	1	1	8	8.0	8	0
D.Peoples-Jones	4	1	5	5.0	5	0	D.Prince	2	1	7	7.0	7	0
S.Zylstra	2	1	5	5.0	5	0	J.Wiley	1	1	6	6.0	6	0
C.Reynolds	1	1	3	3.0	3	0	K.Ingram	1	1	5	5.0	5	0
							K.Toney	2	1	-4	-4.0	-4	0
							J.Ross	2	0	0	0.0	0	0
							M.Hardman	2	0	0	0.0	0	0
Total	42	26	346	13.3	61	1	Total	33	21	239	11.4	64	2

INTERCEPTIONS						INTERCEPTIONS					
	NO	YDS	AVG	LG	TD		NO	YDS	AVG	LG	TD
Total	0	0	0	0	0	K.Taylor	1	0	0.0	0	0
						Total	1	0	0.0	0	0

PUNTING								PUNTING							
	NO	YDS	AVG	NET	TB	IN20	LG		NO	YDS	AVG	NET	TB	IN20	LG
J.Fox	4	216	54.0	33.5	1	1	71	M.Araiza	6	295	49.2	42.3	0	4	61
Total	4	216	54.0	33.5	1	1	71	Total	6	295	49.2	42.3	0	4	61

PUNT RETURNS							PUNT RETURNS						
	NO	YDS	AVG	FC	LG	TD		NO	YDS	AVG	FC	LG	TD
I.Williams	3	41	13.7	2	20	0	N.Remigio	1	42	42.0	0	42	0
[DOWNED]	1	0	0.0	0	0	0	M.Washington	1	13	13.0	0	13	0
							K.Toney	1	7	7.0	0	7	0
							[TOUCHBACK]	1	0	0.0	0	0	0
Total	3	41	13.7	2	20	0	Total	3	62	20.7	0	42	0

KICKOFF RETURNS							KICKOFF RETURNS						
	NO	YDS	AVG	FC	LG	TD		NO	YDS	AVG	FC	LG	TD
T.Kennedy	1	27	27.0	0	27	0	S.Moore	2	71	35.5	0	43	0
S.Vaki	1	19	19.0	0	19	0	C.Steele	1	36	36.0	0	36	0
J.Calhoun	1	19	19.0	0	19	0	N.Remigio	1	31	31.0	0	31	0
K.Davis	1	19	19.0	0	19	0	L.Rees-Zammit	1	27	27.0	0	27	0
[TOUCHBACK]	2	0	0.0	0	0	0	P.Brooks	1	27	27.0	0	27	0
Total	4	84	21.0	0	27	0	Total	6	192	32.0	0	43	0

Detroit Lions vs Kansas City Chiefs  
8/17/2024 at GEHA Field at Arrowhead Stadium

# Final Individual Statistics

## Detroit Lions

<b>FUMBLES</b>	<b>FUM</b>	<b>LOST</b>	<b>OWN-REC</b>	<b>YDS</b>	<b>TD</b>	<b>FORCED</b>	<b>OPP-REC</b>	<b>YDS</b>	<b>TD</b>	<b>OUT-BDS</b>
J.Calhoun	1	1	0	0	0	0	0	0	0	0
I.Williams	1	0	0	0	0	0	0	0	0	0
H.Hooker	1	1	0	-2	0	0	0	0	0	0
C.Moore	0	0	1	0	0	0	0	0	0	0
M.Agude	0	0	0	0	0	1	0	0	0	0
B.Joseph	0	0	0	0	0	1	0	0	0	0
J.Paschal	0	0	0	0	0	1	0	0	0	0
A.Beauplan	0	0	0	0	0	0	1	3	0	0
Total	3	2	1	-2	0	3	1	3	0	0

## Kansas City Chiefs

<b>FUMBLES</b>	<b>FUM</b>	<b>LOST</b>	<b>OWN-REC</b>	<b>YDS</b>	<b>TD</b>	<b>FORCED</b>	<b>OPP-REC</b>	<b>YDS</b>	<b>TD</b>	<b>OUT-BDS</b>
I.Book	2	1	2	0	0	0	0	0	0	0
X.Worthy	1	0	1	0	0	0	0	0	0	0
G.McDowell	1	0	0	-7	0	0	0	0	0	0
Ca.Jones	0	0	0	0	0	1	0	0	0	0
K.Joseph	0	0	0	0	0	1	0	0	0	0
T.Jones	0	0	0	0	0	0	1	0	0	0
C.Steele	0	0	0	0	0	0	1	0	0	0
Total	4	1	3	-7	0	2	2	0	0	0

**Detroit Lions vs Kansas City Chiefs**  
**8/17/2024 at GEHA Field at Arrowhead Stadium**

# Final Team Statistics

	Visitor Lions	Home Chiefs
<b>TOTAL FIRST DOWNS</b>	24	13
By Rushing	7	2
By Passing	17	10
By Penalty	0	1
<b>THIRD DOWN EFFICIENCY</b>	7-16-43.8%	4-14-28.6%
<b>FOURTH DOWN EFFICIENCY</b>	0-0-0.0%	0-0-0.0%
<b>TOTAL NET YARDS</b>	459	276
Total Offensive Plays (inc. times thrown passing)	74	56
Average gain per offensive play	6.2	4.9
<b>NET YARDS RUSHING</b>	117	74
Total Rushing Plays	31	18
Average gain per rushing play	3.8	4.1
Tackles for a loss-number and yards	1-3	4-12
<b>NET YARDS PASSING</b>	342	202
Times thrown - yards lost attempting to pass	1-4	3-37
Gross yards passing	346	239
<b>PASS ATTEMPTS-COMPLETIONS-HAD INTERCEPTED</b>	42-26-1	35-21-0
Avg gain per pass play (inc.# thrown passing)	8.0	5.3
<b>KICKOFFS Number-In End Zone-Touchbacks</b>	6-5-0	6-3-2
<b>PUNTS Number and Average</b>	4-54.0	6-49.2
Had Blocked	0	0
<b>FGs - PATs Had Blocked</b>	0-0	0-0
<b>Net Punting Average</b>	33.5	42.3
<b>TOTAL RETURN YARDAGE (Not Including Kickoffs)</b>	41	62
No. and Yards Punt Returns	3-41	3-62
No. and Yards Kickoff Returns	4-84	6-192
No. and Yards Interception Returns	0-0	1-0
<b>PENALTIES Number and Yards</b>	6-40	7-55
<b>FUMBLES Number and Lost</b>	3-2	4-1
<b>TOUCHDOWNS</b>	2	2
Rushing	1	0
Passing	1	2
<b>EXTRA POINTS Made-Attempts</b>	0-2	2-2
Kicking Made-Attempts	0-1	2-2
Passing Made-Attempts	0-1	0-0
<b>FIELD GOALS Made-Attempts</b>	4-4	3-3
<b>RED ZONE EFFICIENCY</b>	1-5-20%	0-2-0%
<b>GOAL TO GO EFFICIENCY</b>	1-3-33%	0-0-0%
<b>SAFETIES</b>	0	0
<b>FINAL SCORE</b>	24	23
<b>TIME OF POSSESSION</b>	32:00	28:00

**Detroit Lions vs Kansas City Chiefs**  
**8/17/2024 at GEHA Field at Arrowhead Stadium**

# Ball Possession And Drive Chart

**Detroit Lions**

#	Time Recd	Time Lost	Time Poss	How Ball Obtained	Drive Began	# Play	Yds Gain	Yds Pen	Net Yds	1st Down	Last Scrm	How Given Up
1	12:16	8:34	3:42	Kickoff	DET 23	7	25	0	25	2	DET 48	Punt
2	3:21	3:13	0:08	Kickoff		0	0	0	0	0		Fumble
3	1:47	14:12	2:35	Kickoff	DET 30	7	33	0	33	2	KC 37	Field Goal
4	12:10	10:38	1:32	Punt	DET 25	4	14	0	14	1	DET 39	Punt
5	8:57	6:52	2:05	Punt	DET 11	4	89	0	89	3	DET 39	Touchdown
6	4:00	3:48	0:12	Kickoff	DET 26	1	0	0	0	0	DET 26	Interception
7	2:13	0:08	2:05	Punt	DET 12	15	83	0	83	5	* KC 5	Field Goal
8	15:00	12:04	2:56	Kickoff	DET 23	6	26	-5	21	1	DET 44	Punt
9	10:14	3:15	6:59	Punt	DET 11	14	85	-10	75	4	* KC 14	Field Goal
10	14:18	10:57	3:21	Punt	DET 9	5	17	0	17	1	DET 26	Punt
11	9:25	5:29	3:56	Kickoff	DET 30	7	70	0	70	4	* KC 7	Touchdown
12	2:59	2:14	0:45	Fumble	KC 7	3	1	0	1	0	* KC 4	Fumble
13	1:44	0:00	1:44	Punt	KC 38	5	14	0	14	1	* KC 24	Field Goal

(355) Average DET 30

**Kansas City Chiefs**

#	Time Recd	Time Lost	Time Poss	How Ball Obtained	Drive Began	# Play	Yds Gain	Yds Pen	Net Yds	1st Down	Last Scrm	How Given Up
1	15:00	12:16	2:44	Kickoff	KC 24	8	61	0	61	2	* DET 15	Field Goal
2	8:34	3:21	5:13	Punt	KC 30	12	51	0	51	4	* DET 19	Field Goal
3	3:13	1:47	1:26	Fumble	DET 25	3	25	0	25	1	DET 22	Touchdown
4	14:12	12:10	2:02	Kickoff	KC 29	3	8	-5	3	0	KC 32	Punt
5	10:38	8:57	1:41	Punt	KC 26	4	10	-5	5	0	KC 31	Punt
6	6:52	4:00	2:52	Kickoff	KC 35	5	37	-10	27	1	DET 38	Field Goal
7	3:48	2:13	1:35	Interception	DET 46	3	-3	0	-3	0	DET 49	Punt
8	0:08	0:00	0:08	Kickoff	KC 16	1	-1	0	-1	0	KC 16	End of Half
9	12:04	10:14	1:50	Punt	KC 47	3	6	-5	1	0	KC 48	Punt
10	3:15	14:18	3:57	Kickoff	KC 47	6	-3	5	2	2	KC 49	Punt
11	10:57	9:25	1:32	Punt	KC 16	3	84	0	84	2	KC 36	Touchdown
12	5:29	2:59	2:30	Kickoff	KC 15	5	-5	0	-5	1	KC 25	Fumble
13	2:14	1:44	0:30	Fumble	KC 6	3	-1	0	-1	0	KC 5	Punt

(420) Average KC 32

\* inside opponent's 20

**Time of Possession by Quarter**

	1st	2nd	3rd	4th	OT	Total
<b>Visitor</b> Detroit Lions	5:37	6:42	9:55	9:46		32:00
<b>Home</b> Kansas City Chiefs	9:23	8:18	5:05	5:14		28:00

**Kickoff Drive No.-Start Average**

Lions: 5 - DET 26                      Chiefs: 6 - KC 28

**Detroit Lions vs Kansas City Chiefs**  
**8/17/2024 at GEHA Field at Arrowhead Stadium**

# Final Defensive Statistics

Detroit Lions	Regular Defensive Plays											Special Teams					Misc			
	TKL	AST	COMB	SK	/ YDS	TFL	Q	IN	PD	FF	FR	TKL	AST	FF	FR	BL	TKL	AST	FF	FR
A.Beauplan	4	1	5	0	0	2	0	0	0	0	1	0	0	0	0	0	0	0	0	0
M.Agude	4	0	4	0	0	2	1	0	0	1	0	0	0	0	0	0	0	0	0	0
B.Joseph	3	1	4	0	0	0	0	0	0	1	0	1	0	0	0	0	0	0	0	0
K.Dorsey	3	1	4	0	0	1	0	0	0	0	0	1	0	0	0	0	0	0	0	0
B.Niemann	2	2	4	0	0	0	0	0	0	0	0	0	1	0	0	0	0	0	0	0
A.Robertson	1	2	3	0	0	0	0	0	1	0	0	0	0	0	0	0	0	0	0	0
B.Martin	1	2	3	0	0	0	0	0	0	0	0	0	0	0	0	0	0	0	0	0
L.Strickland	1	2	3	0	0	1	0	0	0	0	0	0	0	0	0	0	0	0	0	0
J.Paschal	2	0	2	1	15	1	1	0	0	1	0	0	0	0	0	0	0	0	0	0
K.Vildor	2	0	2	0	0	0	0	0	1	0	0	0	0	0	0	0	0	0	0	0
T.Summers	0	2	2	0	0	0	0	0	0	0	0	1	0	0	0	0	0	0	0	0
P.O'Connor	0	2	2	0	0	0	0	0	0	0	0	0	0	0	0	0	0	0	0	0
M.Betts	1	0	1	1	8	1	1	0	0	0	0	0	0	0	0	0	0	0	0	0
I.Ukwu	1	0	1	1	14	1	1	0	0	0	0	0	0	0	0	0	0	0	0	0
C.Moore	1	0	1	0	0	0	0	0	0	0	0	0	1	0	1	0	0	0	0	0
I.Melifonwu	1	0	1	0	0	0	0	0	0	0	0	0	0	0	0	0	0	0	0	0
C.Garnes	1	0	1	0	0	0	0	0	0	0	0	0	0	0	0	0	0	0	0	0
S.Gilmore	1	0	1	0	0	0	0	0	0	0	0	0	0	0	0	0	0	0	0	0
J.Reeves-Maybin	0	1	1	0	0	0	0	0	1	0	0	0	1	0	0	0	0	0	0	0
J.Guidry	0	1	1	0	0	0	0	0	0	0	0	1	0	0	0	0	0	0	0	0
M.Wingo	0	1	1	0	0	0	0	0	0	0	0	0	0	0	0	0	0	0	0	0
Z.Knight	0	0	0	0	0	0	0	0	0	0	0	1	0	0	0	0	0	0	0	0
E.Bassey	0	0	0	0	0	0	0	0	0	0	0	1	0	0	0	0	0	0	0	0
S.Vaki	0	0	0	0	0	0	0	0	0	0	0	0	1	0	0	0	0	0	0	0
K.Davis	0	0	0	0	0	0	0	0	0	0	0	0	1	0	0	0	0	0	0	0
S.McKeon	0	0	0	0	0	0	0	0	0	0	0	0	1	0	0	0	0	0	0	0
D.Peoples-Jones	0	0	0	0	0	0	0	0	0	0	0	0	0	0	0	0	1	0	0	0
<b>Total</b>	<b>29</b>	<b>18</b>	<b>47</b>	<b>3</b>	<b>37</b>	<b>9</b>	<b>4</b>	<b>0</b>	<b>3</b>	<b>3</b>	<b>1</b>	<b>6</b>	<b>6</b>	<b>0</b>	<b>1</b>	<b>0</b>	<b>1</b>	<b>0</b>	<b>0</b>	<b>0</b>

**TKL = Tackle AST = Assist COMB = Combined QH=QB Hit IN = Interception PD = Pass Defense FF = Forced Fumble FR = Fumble Recovery**

**Detroit Lions vs Kansas City Chiefs**  
**8/17/2024 at GEHA Field at Arrowhead Stadium**

# Final Defensive Statistics

Kansas City Chiefs	Regular Defensive Plays											Special Teams					Misc			
	TKL	AST	COMB	SK	/ YDS	TFL	QH	IN	PD	FF	FR	TKL	AST	FF	FR	BL	TKL	AST	FF	FR
C.Roland-Wallace	4	5	9	0	0	0	0	0	1	0	0	0	0	0	0	0	0	0	0	0
S.Bozeman	4	3	7	0	0	0	0	0	0	0	0	0	0	0	0	0	0	0	0	0
Ca.Jones	2	4	6	0	0	0	0	0	0	0	0	1	0	1	0	0	0	0	0	0
J.Hicks	3	2	5	0	0	0	0	0	1	0	0	1	0	0	0	0	0	0	0	0
K.Joseph	3	2	5	0	0	0	0	0	0	0	0	1	0	1	0	0	0	0	0	0
C.Conner	2	3	5	0	0	0	0	0	0	0	0	0	0	0	0	0	0	0	0	0
C.Christiansen	0	5	5	0	0	0	0	0	0	0	0	0	0	0	0	0	0	0	0	0
M.Herring	2	2	4	0	0	0	2	0	0	0	0	0	0	0	0	0	0	0	0	0
D.Miller	2	2	4	0	0	0	0	0	0	0	0	1	0	0	0	0	0	0	0	0
C.Jacobs	2	2	4	0	0	1	0	0	0	0	0	0	0	0	0	0	0	0	0	0
N.Farrell	2	1	3	0.5	2	0	1	0	0	0	0	0	0	0	0	0	0	0	0	0
T.Jones	1	1	2	0.5	2	1	1	0	0	0	1	0	0	0	0	0	0	0	0	0
F.Anudike-Uzomah	1	1	2	0	0	0	1	0	1	0	0	0	0	0	0	0	0	0	0	0
M.Dickerson	0	2	2	0	0	0	0	0	0	0	0	0	0	0	0	0	0	0	0	0
E.Boye-Doe	0	2	2	0	0	0	0	0	0	0	0	0	0	0	0	0	0	0	0	0
G.Karlaftis	1	0	1	0	0	0	1	0	0	0	0	0	0	0	0	0	0	0	0	0
J.Williams	1	0	1	0	0	0	0	0	0	0	0	0	0	0	0	0	0	0	0	0
L.Chenal	1	0	1	0	0	0	0	0	0	0	0	0	0	0	0	0	0	0	0	0
O.Carney	1	0	1	0	0	0	0	0	0	0	0	0	0	0	0	0	0	0	0	0
K.Taylor	0	1	1	0	0	0	0	1	1	0	0	0	0	0	0	0	0	0	0	0
J.Cochrane	0	1	1	0	0	0	0	0	0	0	0	1	0	0	0	0	0	0	0	0
D.Bush	0	1	1	0	0	0	0	0	0	0	0	0	1	0	0	0	0	0	0	0
M.Pennel	0	1	1	0	0	0	0	0	0	0	0	0	0	0	0	0	0	0	0	0
T.Wharton	0	1	1	0	0	0	0	0	0	0	0	0	0	0	0	0	0	0	0	0
F.Lovett	0	1	1	0	0	0	0	0	0	0	0	0	0	0	0	0	0	0	0	0
N.Jones	0	1	1	0	0	0	0	0	0	0	0	0	0	0	0	0	0	0	0	0
M.Araiza	0	0	0	0	0	0	0	0	0	0	0	1	0	0	0	0	0	0	0	0
C.Powell	0	0	0	0	0	0	0	0	0	0	0	0	1	0	0	0	0	0	0	0
C.Steele	0	0	0	0	0	0	0	0	0	0	0	0	0	0	1	0	0	0	0	0
I.Book	0	0	0	0	0	0	0	0	0	0	0	0	0	0	0	0	1	0	0	2
X.Worthy	0	0	0	0	0	0	0	0	0	0	0	0	0	0	0	0	0	0	0	1
<b>Total</b>	<b>32</b>	<b>44</b>	<b>76</b>	<b>1</b>	<b>4</b>	<b>2</b>	<b>6</b>	<b>1</b>	<b>4</b>	<b>0</b>	<b>1</b>	<b>6</b>	<b>2</b>	<b>2</b>	<b>1</b>	<b>0</b>	<b>1</b>	<b>0</b>	<b>0</b>	<b>3</b>

**Detroit Lions vs Kansas City Chiefs**  
**8/17/2024 at GEHA Field at Arrowhead Stadium**

# First Half Summary

PERIOD SCORES

Lions 0 12 = 12  
 Chiefs 13 3 = 16

TIME OF POSSESSION

Lions 12:19  
 Chiefs 17:41

**Scoring Plays**

Team	Qtr	Time	Play Description (Extra Point) (Drive Info)	Visitor	Home
Chiefs	1	12:16	H.Butker 33 yd. Field Goal (8-61, 2:44)	0	3
Chiefs	1	3:21	H.Butker 37 yd. Field Goal (12-51, 5:13)	0	6
Chiefs	1	1:47	X.Worthy 22 yd. pass from C.Wentz (H.Butker kick) (3-25, 1:26)	0	13
Lions	2	14:12	J.Bates 55 yd. Field Goal (7-33, 2:35)	3	13
Lions	2	6:52	K.Davis 61 yd. pass from N.Sudfeld (kick failed, wl) (4-89, 2:05)	9	13
Chiefs	2	4:00	H.Butker 56 yd. Field Goal (5-27, 2:52)	9	16
Lions	2	0:08	J.Bates 23 yd. Field Goal (15-83, 2:05)	12	16

	Detroit Lions	Kansas City Chiefs
<b>TOTAL FIRST DOWNS</b>	13	8
First Downs Rushing-Passing-by Penalty	4 - 9 - 0	2 - 6 - 0
<b>THIRD DOWN EFFICIENCY</b>	3-7-42.9%	4-10-40.0%
<b>TOTAL NET YARDS</b>	244	188
Total Offensive Plays	36	36
<b>NET YARDS RUSHING</b>	48	72
<b>NET YARDS PASSING</b>	196	116
Gross Yards Passing	196	124
Times thrown-yards lost attempting to pass	0-0	1-8
<b>Pass Attempts-Completions-Had Intercepted</b>	27 - 14 - 1	24 - 13 - 0
<b>Punts-Number and Average</b>	2 - 47.0	3 - 53.0
<b>Penalties-Number and Yards</b>	3 - 20	5 - 40
<b>Fumbles-Number and Lost</b>	2 - 1	1 - 0
<b>Red Zone Efficiency</b>	0-1-0%	0-2-0%
<b>Average Drive Start</b>	DET 21	KC 36

**Detroit Lions**

**Kansas City Chiefs**

RUSHING										RUSHING					
	ATT	YDS	AVG	LG	TD		ATT	YDS	AVG	LG	TD				
S.Vaki	6	22	3.7	6	0	D.Prince	4	48	12.0	41	0				
I.Williams	1	11	11.0	11	0	X.Worthy	1	11	11.0	11	0				
N.Sudfeld	1	10	10.0	10	0	C.Steele	3	8	2.7	4	0				
C.Reynolds	1	5	5.0	5	0	K.Ingram	1	4	4.0	4	0				
						I.Pacheco	1	2	2.0	2	0				
						C.Wentz	1	-1	-1.0	-1	0				
<b>Total</b>	<b>9</b>	<b>48</b>	<b>5.3</b>	<b>11</b>	<b>0</b>	<b>Total</b>	<b>11</b>	<b>72</b>	<b>6.5</b>	<b>41</b>	<b>0</b>				

PASSING										PASSING							
	ATT	CMP	YDS	SK/YD	TD	LG	IN	RT		ATT	CMP	YDS	SK/YD	TD	LG	IN	RT
N.Sudfeld	27	14	196	0/0	1	61	1	72.5	P.Mahomes	14	8	93	0/0	0	39	0	77.4
									C.Wentz	10	5	31	1/8	1	22	0	90.0
<b>Total</b>	<b>27</b>	<b>14</b>	<b>196</b>	<b>0/0</b>	<b>1</b>	<b>61</b>	<b>1</b>	<b>72.5</b>	<b>Total</b>	<b>24</b>	<b>13</b>	<b>124</b>	<b>1/8</b>	<b>1</b>	<b>39</b>	<b>0</b>	<b>82.6</b>

PASS RECEIVING								PASS RECEIVING							
	TAR	REC	YDS	AVG	LG	TD		TAR	REC	YDS	AVG	LG	TD		
S.Vaki	4	4	60	15.0	20	0	R.Rice	5	4	35	8.8	14	0		
K.Davis	7	2	64	32.0	61	1	X.Worthy	6	3	62	20.7	39	1		
I.Williams	4	2	21	10.5	17	0	C.Steele	2	2	-3	-1.5	6	0		
J.Funk	1	1	16	16.0	16	0	Ju.Watson	1	1	20	20.0	20	0		
J.Mitchell	1	1	13	13.0	13	0	T.Kelce	1	1	8	8.0	8	0		
T.Kennedy	3	1	9	9.0	9	0	J.Wiley	1	1	6	6.0	6	0		
D.Peoples-Jones	4	1	5	5.0	5	0	K.Toney	2	1	-4	-4.0	-4	0		
S.Zylstra	2	1	5	5.0	5	0	J.Ross	2	0	0	0.0	0	0		
C.Reynolds	1	1	3	3.0	3	0	M.Hardman	1	0	0	0.0	0	0		
							D.Prince	1	0	0	0.0	0	0		
<b>Total</b>	<b>27</b>	<b>14</b>	<b>196</b>	<b>14.0</b>	<b>61</b>	<b>1</b>	<b>Total</b>	<b>22</b>	<b>13</b>	<b>124</b>	<b>9.5</b>	<b>39</b>	<b>1</b>		

**Detroit Lions**

**Regular Defensive Plays**

**Special Teams**

**Misc**





# First Quarter

8/17/2024

## Play By Play

DET wins the coin toss and elects to defer. KC elects to Receive, and DET elects to defend the east goal.

J.Bates kicks 68 yards from DET 35 to KC -3. L.Rees-Zammit to KC 24 for 27 yards (K.Dorsey).

### Kansas City Chiefs at 15:00, (1st play from scrimmage 14:52)

- 1-10-KC 24 (14:52) (Shotgun) P.Mahomes pass short right to R.Rice to KC 24 for no gain (K.Vildor).
- 2-10-KC 24 (14:25) (Shotgun) P.Mahomes pass incomplete short left.
- 3-10-KC 24 (14:20) (Shotgun) P.Mahomes pass deep left to X.Worthy ran ob at DET 37 for 39 yards. P1
- 1-10-DET 37 (13:46) (Shotgun) P.Mahomes pass short right to Ju.Watson to DET 17 for 20 yards (K.Vildor). P2
- 1-10-DET 17 (13:06) (Shotgun) I.Pacheco right end to DET 15 for 2 yards (J.Paschal).
- 2-8-DET 15 (12:29) (Shotgun) P.Mahomes pass incomplete short right.
- 3-8-DET 15 (12:24) (Shotgun) P.Mahomes pass incomplete short right to X.Worthy (J.Reeves-Maybin).
- 4-8-DET 15 **(12:19) H.Butker 33 yard field goal is GOOD, Center-J.Winchester, Holder-M.Araiza.**

Timeout at 12:16.

**DET 0 KC 3, 8 plays, 61 yards, 2:44 drive, 2:44 elapsed**

H.Butker kicks 61 yards from KC 35 to DET 4. S.Vaki to DET 23 for 19 yards (J.Hicks).

### Detroit Lions at 12:16, (1st play from scrimmage 12:12)

- 1-10-DET 23 (12:12) N.Sudfeld pass incomplete deep left to K.Davis [G.Karlaftis].
- 2-10-DET 23 (12:06) (Shotgun) N.Sudfeld pass short left to C.Reynolds pushed ob at DET 26 for 3 yards (J.Williams).
- 3-7-DET 26 (11:34) (Shotgun) N.Sudfeld pass short left to T.Kennedy to DET 35 for 9 yards (G.Karlaftis). P1
- 1-10-DET 35 (11:10) (No Huddle, Shotgun) *PENALTY on KC, Defensive Too Many Men on Field, 5 yards, enforced at DET 35 - No Play.*
- 1-5-DET 40 (10:53) C.Reynolds right end pushed ob at DET 45 for 5 yards (C.Conner). R2
- 1-10-DET 45 (10:18) N.Sudfeld pass incomplete short left to D.Peoples-Jones.
- 2-10-DET 45 (10:14) (Shotgun) N.Sudfeld pass short right to S.Zylstra to 50 for 5 yards (J.Hicks).
- 3-5-50 (9:34) (Shotgun) N.Sudfeld pass short right to K.Davis to KC 47 for 3 yards (L.Chenal).
- 4-2-KC 47 (8:51) (Run formation) *PENALTY on DET-N.Sudfeld, False Start, 5 yards, enforced at KC 47 - No Play.*
- 4-7-DET 48 (8:44) J.Fox punts 52 yards to end zone, Center-H.Hatten, Touchback.  
*PENALTY on DET-C.Moore, Offensive Holding, 10 yards, enforced at KC 20.*

Timeout at 08:34.

### Kansas City Chiefs at 8:34

- 1-10-KC 30 (8:34) (Shotgun) C.Steele right guard to KC 32 for 2 yards (B.Niemann).
- 2-8-KC 32 (8:02) (Shotgun) P.Mahomes pass incomplete deep left to X.Worthy.
- 3-8-KC 32 (7:57) (Shotgun) P.Mahomes pass short middle to R.Rice to KC 46 for 14 yards (A.Robertson; B.Niemann). P3
- 1-10-KC 46 (7:17) (Shotgun) P.Mahomes pass short left to R.Rice to DET 40 for 14 yards (J.Reeves-Maybin; B.Joseph). DET-I.Ukwu was injured during the play. P4
- 1-10-DET 40 (6:56) (Shotgun) P.Mahomes pass incomplete short left to R.Rice.
- 2-10-DET 40 (6:52) (Shotgun) P.Mahomes pass short right to R.Rice to DET 33 for 7 yards (K.Dorsey).
- 3-3-DET 33 (6:16) (Shotgun) P.Mahomes pass short right to T.Kelce to DET 25 for 8 yards (B.Joseph). P5
- 1-10-DET 25 (5:35) X.Worthy left end to DET 18 for 7 yards (B.Joseph). FUMBLES (B.Joseph), and recovers at DET 14. R6
- 1-10-DET 14 (4:53) (Shotgun) P.Mahomes pass incomplete short right to X.Worthy (A.Robertson) [M.Agude].
- 2-10-DET 14 (4:47) (Shotgun) C.Steele left end to DET 10 for 4 yards (P.O'Connor; M.Wingo).
- 3-6-DET 10 (4:08) (Shotgun) P.Mahomes pass short right to C.Steele to DET 19 for -9 yards (M.Agude).
- 4-15-DET 19 **(3:25) H.Butker 37 yard field goal is GOOD, Center-J.Winchester, Holder-M.Araiza.**

Timeout at 03:21.

**DET 0 KC 6, 12 plays, 51 yards, 5:13 drive, 11:39 elapsed**

H.Butker kicks 63 yards from KC 35 to DET 2. J.Calhoun to DET 21 for 19 yards (Ca.Jones). FUMBLES (Ca.Jones), RECOVERED by KC-C.Steele at DET 25.

### Kansas City Chiefs at 3:13

- 1-10-DET 25 (3:13) (Shotgun) C.Wentz pass short right to X.Worthy to DET 24 for 1 yard (A.Robertson).
- 2-9-DET 24 (2:36) (Shotgun) C.Steele up the middle to DET 22 for 2 yards (T.Summers; B.Martin).
- 3-7-DET 22 **(1:52) (Shotgun) C.Wentz pass deep right to X.Worthy for 22 yards, TOUCHDOWN.** P7  
H.Butker extra point is GOOD, Center-J.Winchester, Holder-M.Araiza.

**DET 0 KC 13, 3 plays, 25 yards, 1:26 drive, 13:13 elapsed**

H.Butker kicks 65 yards from KC 35 to end zone, Touchback to the DET 30.

**Detroit Lions vs Kansas City Chiefs at GEHA Field at Arrowhead Stadium**

**Detroit Lions at 1:47**

1-10-DET 30 (1:47) I.Williams right tackle to DET 41 for 11 yards (M.Herring).

R3

1-10-DET 41 (1:20) (No Huddle, Shotgun) N.Sudfeld pass short left to D.Peoples-Jones to DET 46 for 5 yards (Ca.Jones).

2-5-DET 46 (:41) (Shotgun) N.Sudfeld pass short middle to J.Mitchell to KC 41 for 13 yards (J.Hicks).

P4

1-10-KC 41 (:16) (No Huddle, Shotgun) S.Vaki right tackle to KC 39 for 2 yards (J.Hicks; M.Pennel).

**END OF QUARTER**

	Score	Time Poss	First Downs				Efficiencies	
			R	P	X	T	3 Down	4 Down
<b>Detroit Lions</b>	<b>0</b>	<b>5:37</b>	<b>2</b>	<b>2</b>	<b>0</b>	<b>4</b>	<b>1/2</b>	<b>0/0</b>
<b>Kansas City Chiefs</b>	<b>13</b>	<b>9:23</b>	<b>1</b>	<b>6</b>	<b>0</b>	<b>7</b>	<b>4/6</b>	<b>0/0</b>

# Second Quarter

8/17/2024

## Play By Play

Detroit Lions continued.

- 2-8-KC 39 (15:00) S.Vaki right guard to KC 37 for 2 yards (F.Anudike-Uzomah; T.Wharton).
- 3-6-KC 37 (14:21) (Shotgun) N.Sudfeld pass incomplete short middle to K.Davis.
- 4-6-KC 37 (14:17) **J.Bates 55 yard field goal is GOOD, Center-H.Hatten, Holder-J.Fox.**

Timeout at 14:12.

**DET 3 KC 13, 7 plays, 33 yards, 2:35 drive, 0:48 elapsed**

J.Bates kicks 67 yards from DET 35 to KC -2. N.Remigio to KC 29 for 31 yards (S.Vaki; J.Reeves-Maybin).

### Kansas City Chiefs at 14:12, (1st play from scrimmage 14:07)

- 1-10-KC 29 (14:07) D.Prince right guard to KC 31 for 2 yards (B.Niemann). \*\* Injury Update: DET-I.Ukwu has returned to the game.
- 2-8-KC 31 (13:30) (Shotgun) *PENALTY on KC-K.Suamataia, False Start, 5 yards, enforced at KC 31 - No Play.*
- 2-13-KC 26 (13:13) (Shotgun) C.Wentz pass short right to C.Steele to KC 32 for 6 yards (K.Dorsey).
- 3-7-KC 32 (12:28) (Shotgun) C.Wentz pass incomplete deep right to J.Ross (K.Vildor).
- 4-7-KC 32 (12:21) M.Araiza punts 61 yards to DET 7, Center-J.Winchester. I.Williams to DET 25 for 18 yards (J.Cochrane).

Timeout at 12:10.

### Detroit Lions at 12:10

- 1-10-DET 25 (12:10) N.Sudfeld scrambles right end ran ob at DET 35 for 10 yards (J.Hicks).
- 1-10-DET 35 (11:36) S.Vaki right end to DET 39 for 4 yards (C.Christiansen; C.Conner).
- 2-6-DET 39 (10:57) N.Sudfeld pass incomplete short right to D.Peoples-Jones.
- 3-6-DET 39 (10:53) (Shotgun) N.Sudfeld pass incomplete short middle to T.Kennedy (C.Roland-Wallace).
- 4-6-DET 39 (10:48) J.Fox punts 42 yards to KC 19, Center-H.Hatten. K.Toney to KC 26 for 7 yards (T.Summers).

R5

Timeout at 10:38.

### Kansas City Chiefs at 10:38

- 1-10-KC 26 (10:38) D.Prince left end to KC 39 for 13 yards (B.Joseph).  
*PENALTY on KC-K.Toney, Offensive Holding, 10 yards, enforced at KC 30.*  
*Penalty on KC, Illegal Formation, declined.*
- 1-16-KC 20 (10:04) (Shotgun) C.Wentz pass short right to J.Wiley to KC 26 for 6 yards (A.Robertson; B.Niemann).
- 2-10-KC 26 (9:21) (Shotgun) C.Wentz pass incomplete short right to K.Toney.
- 3-10-KC 26 (9:16) (Shotgun) *PENALTY on DET-M.Betts, Defensive Offside, 5 yards, enforced at KC 26 - No Play.*
- 3-5-KC 31 (9:16) (Shotgun) C.Wentz pass incomplete deep right to D.Prince.
- 4-5-KC 31 (9:12) M.Araiza punts 61 yards to DET 8, Center-N.Gray. I.Williams to DET 11 for 3 yards (K.Joseph). FUMBLES (K.Joseph), recovered by DET -C.Moore at DET 11.

### Detroit Lions at 8:57

- 1-10-DET 11 (8:57) S.Vaki right guard to DET 16 for 5 yards (C.Christiansen; J.Cochrane).
  - 2-5-DET 16 (8:16) (Shotgun) S.Vaki right end to DET 22 for 6 yards (C.Roland-Wallace).
  - 1-10-DET 22 (7:44) (No Huddle, Shotgun) N.Sudfeld pass short middle to I.Williams to DET 39 for 17 yards (C.Conner; C.Roland-Wallace).
  - 1-10-DET 39 (7:03) **N.Sudfeld pass short left to K.Davis for 61 yards, TOUCHDOWN.**
- J.Bates extra point is No Good, Wide Left, Center-H.Hatten, Holder-J.Fox.

R6

P7

P8

Timeout at 06:52.

**DET 9 KC 13, 4 plays, 89 yards, 2:05 drive, 8:08 elapsed**

J.Bates kicks 66 yards from DET 35 to KC -1. C.Steele pushed ob at KC 35 for 36 yards (B.Joseph).

### Kansas City Chiefs at 6:52, (1st play from scrimmage 6:46)

- 1-10-KC 35 (6:46) (Shotgun) C.Wentz pass short right to D.Prince to KC 36 for 1 yard (T.Summers).  
*PENALTY on KC-E.Driskell, Offensive Holding, 10 yards, enforced at KC 35 - No Play.*
  - 1-20-KC 25 (6:17) (Shotgun) D.Prince left guard pushed ob at DET 34 for 41 yards (I.Melifonwu).
  - 1-10-DET 34 (5:32) (Shotgun) K.Ingram left guard to DET 30 for 4 yards (T.Summers; K.Dorsey).
  - 2-6-DET 30 (4:52) (Shotgun) C.Wentz pass incomplete deep right to J.Ross.
- Timeout #1 by KC at 04:48.
- 3-6-DET 30 (4:48) (Shotgun) C.Wentz sacked at DET 38 for -8 yards (M.Betts).
  - 4-14-DET 38 (4:04) **H.Butker 56 yard field goal is GOOD, Center-N.Gray, Holder-M.Araiza.**

R8

**DET 9 KC 16, 5 plays, 27 yards, 2:52 drive, 11:00 elapsed**

L.Rees-Zammit kicks 66 yards from KC 35 to DET -1. T.Kennedy to DET 26 for 27 yards (C.Powell; D.Bush).

### Detroit Lions at 4:00, (1st play from scrimmage 3:55)

**Detroit Lions vs Kansas City Chiefs at GEHA Field at Arrowhead Stadium**

1-10-DET 26 (3:55) N.Sudfeld pass deep left intended for D.Peoples-Jones INTERCEPTED by K.Taylor at DET 46. K.Taylor to DET 46 for no gain (D.Peoples-Jones).

**Kansas City Chiefs at 3:48**

1-10-DET 46 (3:48) (Shotgun) C.Wentz pass short left to K.Toney to 50 for -4 yards (K.Dorsey).  
 2-14-50 (3:13) (Shotgun) D.Prince left end to DET 49 for 1 yard (B.Martin).  
 3-13-DET 49 (2:28) (Shotgun) C.Wentz pass incomplete deep right to M.Hardman.  
 4-13-DET 49 (2:23) M.Araiza punts 37 yards to DET 12, Center-N.Gray, downed by KC-E.Boye-Doe.

**Detroit Lions at 2:13**

1-10-DET 12 (2:13) S.Vaki left tackle to DET 15 for 3 yards (F.Anudike-Uzomah, Ca.Jones).

Two-Minute Warning

2-7-DET 15 (2:00) (Shotgun) N.Sudfeld pass incomplete short left to K.Davis [M.Herring].  
 3-7-DET 15 (1:56) (Shotgun) N.Sudfeld pass short right to S.Vaki to DET 35 for 20 yards (J.Hicks; K.Taylor). P9  
1-10-DET 35 (1:16) (No Huddle, Shotgun) N.Sudfeld pass short middle to S.Vaki to KC 48 for 17 yards (C.Conner; C.Roland-Wallace). P10  
1-10-KC 48 (1:05) (No Huddle, Shotgun) N.Sudfeld pass short right to I.Williams to KC 44 for 4 yards (C.Roland-Wallace).  
 Timeout #1 by DET at 00:59.  
 2-6-KC 44 (:59) (Shotgun) N.Sudfeld pass short left to S.Vaki pushed ob at KC 33 for 11 yards (C.Roland-Wallace). P11  
1-10-KC 33 (:51) (Shotgun) N.Sudfeld pass incomplete short middle to K.Davis.  
 2-10-KC 33 (:48) (Shotgun) N.Sudfeld pass incomplete deep left to S.Zylstra.  
 3-10-KC 33 (:44) (Shotgun) N.Sudfeld pass short middle to J.Funk to KC 17 for 16 yards (Ca.Jones; C.Roland-Wallace). P12  
 Timeout #2 by DET at 00:36.  
1-10-KC 17 (:36) (Shotgun) N.Sudfeld pass incomplete short right to I.Williams.  
 2-10-KC 17 (:32) (Shotgun) N.Sudfeld pass short right to S.Vaki to KC 5 for 12 yards (C.Conner). P13  
 Timeout #3 by DET at 00:26.  
1-5-KC 5 (:26) (Shotgun) N.Sudfeld pass incomplete short right to I.Williams (J.Hicks).  
 2-5-KC 5 (:22) (Shotgun) N.Sudfeld pass incomplete short left to K.Davis [F.Anudike-Uzomah].  
 3-5-KC 5 (:16) (Shotgun) N.Sudfeld pass incomplete short right to T.Kennedy [M.Herring].  
 4-5-KC 5 (:11) **J.Bates 23 yard field goal is GOOD, Center-H.Hatten, Holder-J.Fox.**

<b>DET 12 KC 16, 15 plays, 83 yards, 2:05 drive, 14:52 elapsed</b>
--

J.Bates kicks 67 yards from DET 35 to KC -2. S.Moore to KC 36 for 38 yards (B.Niemann; C.Moore).

*PENALTY on KC-S.Bozeman, Offensive Holding, 10 yards, enforced at KC 26.*

**Kansas City Chiefs at 0:08, (1st play from scrimmage 0:01)**

1-10-KC 16 (:01) C.Wentz kneels to KC 15 for -1 yards.

**END OF QUARTER**

	Score	Time Poss	First Downs				Efficiencies	
			R	P	X	T	3 Down	4 Down
<b>Detroit Lions</b>	<b>12</b>	<b>6:42</b>	<b>2</b>	<b>7</b>	<b>0</b>	<b>9</b>	<b>2/5</b>	<b>0/0</b>
<b>Kansas City Chiefs</b>	<b>16</b>	<b>8:18</b>	<b>1</b>	<b>0</b>	<b>0</b>	<b>1</b>	<b>0/4</b>	<b>0/0</b>

# Third Quarter

8/17/2024

## Play By Play

DET elects to Receive, and KC elects to defend the West goal.

L.Rees-Zammit kicks 61 yards from KC 35 to DET 4. K.Davis to DET 23 for 19 yards (D.Miller).

### Detroit Lions at 15:00, (1st play from scrimmage 14:56)

- 1-10-DET 23 (14:56) T.Kennedy left end to DET 32 for 9 yards (Ca.Jones).
- 2-1-DET 32 (14:24) H.Hooker pass incomplete short right to D.Fountain.
- 3-1-DET 32 (14:18) Z.Knight right end to DET 39 for 7 yards (C.Christiansen; K.Joseph). R14
- 1-10-DET 39 (13:54) (No Huddle, Shotgun) PENALTY on DET-C.Sorsdal, False Start, 5 yards, enforced at DET 39 - No Play.
- 1-15-DET 34 (13:42) (Shotgun) Z.Knight right end to DET 47 for 13 yards (K.Joseph).
- 2-2-DET 47 (13:06) Z.Knight right end to DET 44 for -3 yards (C.Jacobs).
- 3-5-DET 44 (12:21) (Shotgun) H.Hooker pass incomplete short left to M.Alexander (F.Anudike-Uzomah).
- 4-5-DET 44 (12:18) J.Fox punts 51 yards to KC 5, Center-S.Daly. N.Remigio to KC 47 for 42 yards (Z.Knight).

Timeout at 12:04.

### Kansas City Chiefs at 12:04

- 1-10-KC 47 (12:04) (Shotgun) D.Prince up the middle to 50 for 3 yards (M.Agude).
- 2-7-50 (11:28) PENALTY on KC-C.Hanson, False Start, 5 yards, enforced at 50 - No Play.
- 2-12-KC 45 (11:06) (Shotgun) C.Oladokun scrambles right end pushed ob at KC 48 for 3 yards (C.Garnes).
- 3-9-KC 48 (10:27) (Shotgun) C.Oladokun pass incomplete deep left to M.Hardman.
- 4-9-KC 48 (10:21) M.Araiza punts 41 yards to DET 11, Center-J.Winchester, fair catch by I.Williams.

Timeout at 10:14.

### Detroit Lions at 10:14

- 1-10-DET 11 (10:14) Z.Knight right end to DET 16 for 5 yards (C.Christiansen; M.Dickerson).
- 2-5-DET 16 (9:41) Z.Knight left end to DET 22 for 6 yards (M.Herring; M.Dickerson). R15
- 1-10-DET 22 (9:07) Z.Knight left guard to DET 26 for 4 yards (S.Bozeman).
- 2-6-DET 26 (8:30) H.Hooker pass short right to I.Williams to DET 34 for 8 yards (M.Herring). P16
- 1-10-DET 34 (7:54) J.Funk right guard to DET 37 for 3 yards (F.Anudike-Uzomah).  
PENALTY on DET-B.Hudson, Offensive Holding, 10 yards, enforced at DET 34 - No Play.
- 1-20-DET 24 (7:31) (Shotgun) H.Hooker pass short middle to M.Alexander to DET 36 for 12 yards (D.Miller).
- 2-8-DET 36 (7:07) (No Huddle, Shotgun) J.Funk right end to DET 38 for 2 yards (N.Farrell).
- 3-6-DET 38 (6:34) (Shotgun) H.Hooker pass short middle to I.Williams to DET 47 for 9 yards (C.Roland-Wallace, Ca.Jones). P17
- 1-10-DET 47 (6:08) (No Huddle, Shotgun) H.Hooker pass short middle to D.Fountain to KC 44 for 9 yards (C.Christiansen; Ca.Jones).
- 2-1-KC 44 (5:44) (No Huddle) J.Funk right end to KC 44 for no gain (C.Roland-Wallace; K.Joseph).
- 3-1-KC 44 (5:05) H.Hooker pass deep right to M.Alexander pushed ob at KC 16 for 28 yards (D.Miller). P18  
Penalty on KC-K.Joseph, Defensive Holding, declined.
- 1-10-KC 16 (4:38) (Shotgun) H.Hooker pass short middle to I.Williams to KC 20 for -4 yards (T.Jones).
- 2-14-KC 20 (4:03) (Shotgun) H.Hooker pass incomplete short right to J.Funk.
- 3-14-KC 20 (3:59) (Shotgun) H.Hooker pass short left to D.Fountain to KC 14 for 6 yards (K.Joseph).
- 4-8-KC 14 (3:18) **J.Bates 32 yard field goal is GOOD, Center-S.Daly, Holder-J.Fox.**

Timeout at 03:15.

**DET 15 KC 16, 14 plays, 75 yards, 6:59 drive, 11:45 elapsed**

J.Bates kicks 61 yards from DET 35 to KC 4. S.Moore to KC 47 for 43 yards (E.Bassey).

### Kansas City Chiefs at 3:15, (1st play from scrimmage 3:07)

- 1-10-KC 47 (3:07) (Shotgun) C.Oladokun pass short left to D.Prince to DET 46 for 7 yards (P.O'Connor; J.Guidry).
- 2-3-DET 46 (2:26) (Shotgun) C.Oladokun pass short left to I.Smith to DET 43 for 3 yards (A.Beauplan). P9
- 1-10-DET 43 (1:46) (Shotgun) D.Prince left end to DET 44 for -1 yards (L.Strickland).
- 2-11-DET 44 (1:05) (Shotgun) C.Oladokun pass incomplete short right.  
PENALTY on DET-J.Guidry, Defensive Holding, 5 yards, enforced at DET 44 - No Play. X10
- 1-10-DET 39 (:57) (Shotgun) D.Prince left end to DET 42 for -3 yards (A.Beauplan).
- 2-13-DET 42 (:12) (Shotgun) C.Oladokun sacked at KC 44 for -14 yards (I.Ukwu).

Detroit Lions vs Kansas City Chiefs at GEHA Field at Arrowhead Stadium

END OF QUARTER

	Time	First Downs				Efficiencies	
Score	Poss	R	P	X	T	3 Down	4 Down
Detroit Lions	15 9:55	2	3	0	5	3/5	0/0
Kansas City Chiefs	16 5:05	0	1	1	2	0/1	0/0

# Fourth Quarter

8/17/2024

## Play By Play

Kansas City Chiefs continued.

- 3-27-KC 44 (15:00) (Shotgun) C.Oladokun pass short right to K.Ingram to KC 49 for 5 yards (M.Agude).
- 4-22-KC 49 (14:25) M.Araza punts 42 yards to DET 9, Center-J.Winchester, fair catch by I.Williams.

Timeout at 14:18.

### Detroit Lions at 14:18

- 1-10-DET 9 (14:18) Z.Knight right tackle to DET 13 for 4 yards (N.Farrell).
- 2-6-DET 13 (13:45) (Shotgun) H.Hooker pass short right to T.Kennedy to DET 21 for 8 yards (S.Bozeman). P19
- 1-10-DET 21 (13:08) Z.Knight right end to DET 21 for no gain (C.Jacobs; M.Herring).
- 2-10-DET 21 (12:32) H.Hooker scrambles up the middle to DET 30 for 9 yards (D.Bush; C.Roland-Wallace).
- 3-1-DET 30 (11:48) (Shotgun) H.Hooker sacked at DET 26 for -4 yards (sack split by T.Jones and N.Farrell).
- 4-5-DET 26 (11:10) J.Fox punts 71 yards to KC 3, Center-S.Daly. M.Washington to KC 16 for 13 yards (K.Davis; S.McKeon).

Timeout at 10:57.

### Kansas City Chiefs at 10:57

- 1-10-KC 16 (10:57) (Shotgun) C.Oladokun pass short right to I.Smith to KC 24 for 8 yards (A.Beauplan; L.Strickland).
- 2-2-KC 24 (10:20) C.Oladokun pass short left to N.Remigio pushed ob at KC 36 for 12 yards (C.Moore). P11
- 1-10-KC 36 (9:37) (Shotgun) C.Oladokun pass short right to C.Powell for 64 yards, TOUCHDOWN. P12
- H.Butker extra point is GOOD, Center-J.Winchester, Holder-M.Araza.

Timeout at 09:25.

**DET 15 KC 23, 3 plays, 84 yards, 1:32 drive, 5:35 elapsed**

L.Rees-Zammit kicks 65 yards from KC 35 to end zone, Touchback to the DET 30.

### Detroit Lions at 9:25

- 1-10-DET 30 (9:25) J.Funk right end to DET 30 for no gain (O.Carney).
- 2-10-DET 30 (8:53) (Shotgun) H.Hooker pass short middle to J.Funk to DET 41 for 11 yards (C.Jacobs). P20
- 1-10-DET 41 (8:20) H.Hooker pass short left to I.Williams to KC 22 for 37 yards (E.Boye-Doe; D.Miller). P21
- 1-10-KC 22 (7:29) H.Hooker pass short right to J.Calhoun to KC 10 for 12 yards (K.Joseph). P22
- 1-10-KC 10 (6:45) J.Funk left guard to KC 9 for 1 yard (S.Bozeman; F.Lovett).
- 2-9-KC 9 (6:13) J.Funk right guard to KC 7 for 2 yards (S.Bozeman).
- 3-7-KC 7 (5:36) (Shotgun) H.Hooker scrambles left guard for 7 yards, TOUCHDOWN. R23
- TWO-POINT CONVERSION ATTEMPT. H.Hooker is sacked. ATTEMPT FAILS.

Timeout at 05:29.

**DET 21 KC 23, 7 plays, 70 yards, 3:56 drive, 9:31 elapsed**

J.Bates kicks 67 yards from DET 35 to KC -2. P.Brooks pushed ob at KC 25 for 27 yards (J.Guidry).

*PENALTY on KC-K.Taylor, Offensive Holding, 10 yards, enforced at KC 25.*

### Kansas City Chiefs at 5:29, (1st play from scrimmage 5:23)

- 1-10-KC 15 (5:23) (Shotgun) I.Book pass short left to N.Remigio pushed ob at KC 19 for 4 yards (A.Beauplan).
- 2-6-KC 19 (4:42) (Shotgun) I.Book pass short left to B.Cupp to KC 31 for 12 yards (S.Gilmore). P13
- 1-10-KC 31 (4:02) (Shotgun) E.Bailey right guard to KC 32 for 1 yard (L.Strickland; B.Martin).
- Timeout #1 by KC at 03:19.
- 2-9-KC 32 (3:19) (Shotgun) I.Book pass incomplete deep left to M.Washington.
- Penalty on KC-C.Godrick, Illegal Formation, offsetting, enforced at KC 32 - No Play.*
- Penalty on DET-I.Ukwu, Defensive Offside, offsetting.*
- 2-9-KC 32 (3:14) (Shotgun) I.Book Aborted. G.McDowell FUMBLES at KC 26, recovered by KC-I.Book at KC 25. I.Book to KC 25 for no gain (M.Agude). FUMBLES (M.Agude), and recovers at KC 25.
- Timeout #1 by DET at 03:06.
- 3-16-KC 25 (3:06) (Shotgun) I.Book sacked at KC 14 for -11 yards (J.Paschal). FUMBLES (J.Paschal) [J.Paschal], RECOVERED by DET-A.Beauplan at KC 10. A.Beauplan to KC 7 for 3 yards (I.Book).

### Detroit Lions at 2:59

- 1-7-KC 7 (2:59) J.Funk up the middle to KC 4 for 3 yards (C.Jacobs; S.Bozeman).
- 2-4-KC 4 (2:24) (Shotgun) J.Funk up the middle to KC 4 for no gain (S.Bozeman; E.Boye-Doe).
- Timeout #2 by KC at 02:19.
- 3-4-KC 4 (2:19) (Shotgun) H.Hooker FUMBLES (Aborted) at KC 8, RECOVERED by KC-T.Jones at KC 6.

### Kansas City Chiefs at 2:14



**Detroit Lions vs Kansas City Chiefs at GEHA Field at Arrowhead Stadium**

1-10-KC 6 (2:14) E.Bailey left end to KC 5 for -1 yards (A.Beauplan).

Timeout #2 by DET at 02:09.

2-11-KC 5 (2:09) (Shotgun) I.Book pass incomplete short right to N.Remigio.

3-11-KC 5 (2:04) (Shotgun) I.Book pass incomplete deep left to C.Powell.

Two-Minute Warning

4-11-KC 5 (2:00) M.Araiza punts 53 yards to DET 42, Center-J.Winchester. I.Williams pushed ob at KC 38 for 20 yards (M.Araiza).

**Detroit Lions at 1:44**

1-10-KC 38 (1:44) (Shotgun) H.Hooker pass short left to T.Kennedy to KC 24 for 14 yards (N.Jones; D.Miller).

P24

Timeout #3 by KC at 01:37.

1-10-KC 24 (1:37) J.Funk right guard to KC 19 for 5 yards (S.Bozeman).

2-5-KC 19 (:53) H.Hooker kneels to KC 22 for -3 yards.

3-8-KC 22 (:12) H.Hooker kneels to KC 24 for -2 yards.

Timeout #3 by DET at 00:02.

4-10-KC 24 (:02) **J.Bates 43 yard field goal is GOOD, Center-S.Daly, Holder-J.Fox.**

<b>DET 24 KC 23, 5 plays, 14 yards, 1:44 drive, 15:00 elapsed</b>
---

**END OF QUARTER**

	Score	Time Poss	First Downs				Efficiencies	
			R	P	X	T	3 Down	4 Down
<b>Detroit Lions</b>	<b>24</b>	<b>9:46</b>	<b>1</b>	<b>5</b>	<b>0</b>	<b>6</b>	<b>1/4</b>	<b>0/0</b>
<b>Kansas City Chiefs</b>	<b>23</b>	<b>5:14</b>	<b>0</b>	<b>3</b>	<b>0</b>	<b>3</b>	<b>0/3</b>	<b>0/0</b>

# Miscellaneous Statistics Report

Detroit Lions vs Kansas City Chiefs  
8/17/2024 at GEHA Field at Arrowhead Stadium

## Ten Longest Plays for Detroit Lions

Yards	Qtr	Play Start	Play Description
61	2	1-10-DET 39	(7:03) N.Sudfeld pass short left to K.Davis for 61 yards, TOUCHDOWN.
37	4	1-10-DET 41	(8:20) H.Hooker pass short left to I.Williams to KC 22 for 37 yards (E.Boye-Doe; D.Miller).
28	3	3-1-KC 44	(5:05) H.Hooker pass deep right to M.Alexander pushed ob at KC 16 for 28 yards (D.Miller). Penalty on KC-K.Joseph, Defensive Holding, declined.
20	2	3-7-DET 15	(1:56) (Shotgun) N.Sudfeld pass short right to S.Vaki to DET 35 for 20 yards (J.Hicks; K.Taylor).
17	2	1-10-DET 22	(7:44) (No Huddle, Shotgun) N.Sudfeld pass short middle to I.Williams to DET 39 for 17 yards (C.Conner; C.Roland-Wallace).
17	2	1-10-DET 35	(1:16) (No Huddle, Shotgun) N.Sudfeld pass short middle to S.Vaki to KC 48 for 17 yards (C.Conner; C.Roland-Wallace).
16	2	3-10-KC 33	(:44) (Shotgun) N.Sudfeld pass short middle to J.Funk to KC 17 for 16 yards (Ca.Jones; C.Roland-Wallace).
14	4	1-10-KC 38	(1:44) (Shotgun) H.Hooker pass short left to T.Kennedy to KC 24 for 14 yards (N.Jones; D.Miller).
13	1	2-5-DET 46	(:41) (Shotgun) N.Sudfeld pass short middle to J.Mitchell to KC 41 for 13 yards (J.Hicks).
13	3	1-15-DET 34	(13:42) (Shotgun) Z.Knight right end to DET 47 for 13 yards (K.Joseph).

## Ten Longest Plays for Kansas City Chiefs

Yards	Qtr	Play Start	Play Description
64	4	1-10-KC 36	(9:37) (Shotgun) C.Oladokun pass short right to C.Powell for 64 yards, TOUCHDOWN.
41	2	1-20-KC 25	(6:17) (Shotgun) D.Prince left guard pushed ob at DET 34 for 41 yards (I.Melifonwu).
39	1	3-10-KC 24	(14:20) (Shotgun) P.Mahomes pass deep left to X.Worthy ran ob at DET 37 for 39 yards.
22	1	3-7-DET 22	(1:52) (Shotgun) C.Wentz pass deep right to X.Worthy for 22 yards, TOUCHDOWN.
20	1	1-10-DET 37	(13:46) (Shotgun) P.Mahomes pass short right to Ju.Watson to DET 17 for 20 yards (K.Vildor).
14	1	3-8-KC 32	(7:57) (Shotgun) P.Mahomes pass short middle to R.Rice to KC 46 for 14 yards (A.Robertson; B.Niemann).
14	1	1-10-KC 46	(7:17) (Shotgun) P.Mahomes pass short left to R.Rice to DET 40 for 14 yards (J.Reeves-Maybin; B.Joseph). DET-I.Ukwu was
12	4	2-2-KC 24	(10:20) C.Oladokun pass short left to N.Remigio pushed ob at KC 36 for 12 yards (C.Moore).
12	4	2-6-KC 19	(4:42) (Shotgun) I.Book pass short left to B.Cupp to KC 31 for 12 yards (S.Gilmore).
11	1	1-10-DET 25	(5:35) X.Worthy left end to DET 18 for 7 yards (B.Joseph). FUMBLES (B.Joseph), and recovers at DET 14.

## Touchdown Scoring Information

		Offense	Defense	Special Teams
<b>VISITOR</b>	Detroit Lions	2	0	0
<b>HOME</b>	Kansas City Chiefs	2	0	0

## Player Scoring Information

Club	Player	TD	Rush TD	Rec TD	KO TD	Punt TD	Int TD	Fum TD	Misc TD	FG	XP	2Pt Rush	2Pt Rec	Sfty	Points
DET	J.Bates	0	0	0	0	0	0	0	0	4	0	0	0	0	12
DET	H.Hooker	0	1	0	0	0	0	0	0	0	0	0	0	0	6
DET	K.Davis	0	0	1	0	0	0	0	0	0	0	0	0	0	6
KC	H.Butker	0	0	0	0	0	0	0	0	3	2	0	0	0	11
KC	X.Worthy	0	0	1	0	0	0	0	0	0	0	0	0	0	6
KC	C.Powell	0	0	1	0	0	0	0	0	0	0	0	0	0	6

## Possession Detail


	First Half		Second Half		Game	
	Visitor	Home	Visitor	Home	Visitor	Home
Largest Lead	0	13	1	8	1	13
Drives Leading	0	7	0	5	0	12
Time of Possession Leading	0:00	14:57	0:00	10:19	0:00	25:16
Largest Deficit	-13	0	-8	-1	-13	-1
Drives Trailing	7	0	6	0	13	0
Time of Possession Trailing	12:19	0:00	19:41	0:00	32:00	0:00
Times Score Tied Up		0		0		0
Lead Changes		1		1		2

**PLAYER  
STATS**





# FELIX ANUDIKE-UZOMAH



**DEFENSIVE END #97**  
**KANSAS STATE**

**2ND** YEAR IN THE NFL

**2ND** YEAR WITH THE CHIEFS

**HEIGHT:** 6'4"  
**WEIGHT:** 255 LBS  
**DRAFTED:** D1-23  
**BIRTHDAY:** 1/24/02

- 👁️ Anudike-Uzomah enters his second season with the Chiefs in 2024.
- 👁️ Originally entered the NFL as a first-round pick (31st overall) by the Kansas City Chiefs in the 2023 NFL Draft.

### Transactions:

Originally entered the NFL as a first-round pick (31st overall) by the Kansas City Chiefs in the 2023 NFL Draft.

### COLLEGE

Saw time in 32 games with 27 starts for Kansas State ... Finished his Wildcat career tied for sixth in school history in career sacks (20.5), while he tied for fourth in career forced fumbles (eight) ... The second player in school history to tally three games with 3.0 or more sacks (DL Nyle Wiren) ... Left college football ranking fourth nationally and topped the Big 12 among active players in forced fumbles per game (0.25), while he was sixth nationally and topped the Big 12 in sacks per game (0.64) ... Received the following awards and honors: 2022 Lott IMPACT Trophy Finalist, 2022 Ted Hendricks Award Finalist, 2022 second-team All-American (Walter Camp, FWAA, AFCA, CBS Sports), 2022 third-team All-American (*Associated Press*), 2022 Chuck Bednarik Award Semifinalist, 2022 Rotary Lombardi Award Semifinalist, 2022 Big 12 Defensive Player of the Year (coaches, AP), 2022 Big 12 Defensive Lineman of the Year (coaches), 2022 Bronko Nagurski Trophy watch list, 2022 Lombardi Award watch list, 2021-22 first-team All-Big 12 (coaches, *Associated Press*), 2022 Lott IMPACT Trophy Player of the Week (Texas Tech), 2021 third-team All-American (Phil Steele), 2021 Big 12 co-Defensive Lineman of the Year (coaches), 2021 Honorable Mention Big 12 Def. Player of the Year (coaches), 2021 Walter Camp National Defensive Player of the Week (TCU), 2021 Bednarik Award Player of the Week (TCU), 2021 Bronko Nagurski Trophy Player of the Week (TCU), 2021 Big 12 Defensive Player of the Week (TCU), 2021 Big 12 Newcomer of the Week (Southern Illinois) and 2021 Ted Hendricks Award watch list.

### PERSONAL

- 👁️ Played at Lee's Summit High School under Head Coach Eric Thomas.
- 👁️ Picked up first-team all-state honors a senior from the Missouri Football Coaches Association (MFCA) and the Missouri state media, while he was a second-team pick by the MFCA as a junior.
- 👁️ Earned all-district honors his final three seasons from the MFCA.
- 👁️ Carded 184 tackles, 55 tackles for loss and 13.0 sacks over his three-year career.
- 👁️ Had 77 tackles as a junior, 20 of which went for a loss.
- 👁️ Born in Kansas City, Mo.
- 👁️ Son of Felix and Cynthia Uzomah.
- 👁️ Has one brother, Celestine, and two sisters, Destiny and Vanessa.
- 👁️ Majored in social sciences.

### REGULAR SEASON COMPARISON: DEFENSIVE - LOS ANGELES CHARGERS

DATE	OPP	W/L	GP/GS	TACKLES						INT	TFL	PD	QBH	TD	MISC		
				TOT	SOLO	ASST	SACK	YDS.	FF						FR		
10/22/23	KC vs. LAC	W	P	1	0	1	0.0	0.0	0	0	0	0	0	0	0	0	
1/7/24	KC @ LAC	W	P	3	3	0	0.0	0.0	0	2	0	0	0	0	0		
9/29/24	KC @ LAC	W	S	3	1	2	0.0	0.0	0	0	0	2	0	0	0		
<b>TOTALS</b>		<b>3/0</b>	<b>3/1</b>	<b>7</b>	<b>4</b>	<b>3</b>	<b>0.0</b>	<b>0.0</b>	<b>0</b>	<b>2</b>	<b>0</b>	<b>2</b>	<b>0</b>	<b>0</b>	<b>0</b>		

### FELIX ANUDIKE-UZOMAH'S NFL REGULAR SEASON DEFENSIVE STATISTICS

DATE	TEAM	GP	GS	TK	S	TACKLES				QBH	INTERCEPTIONS				O. FUMB			ST				MISC				
						A	TFL	YDS	SK		NO	YDS	LG	TD	PD	FF	FR	TD	YDS	TK	S	A	FF	FR	S	A
2023	Chiefs	17	0	14	8	6	2	6	0.5	1.0	7	0	0	0	0	0	1	0	0	0	0	0	0	0	0	0
2024	Chiefs	12	2	21	12	9	4	18	1.5	4.0	6	0	0	0	0	1	1	0	0	0	0	0	0	0	0	0
<b>NFL TOTALS</b>		<b>29</b>	<b>2</b>	<b>35</b>	<b>20</b>	<b>15</b>	<b>6</b>	<b>24</b>	<b>2.0</b>	<b>5.0</b>	<b>13</b>	<b>0</b>	<b>0</b>	<b>0</b>	<b>0</b>	<b>2</b>	<b>1</b>	<b>0</b>	<b>0</b>	<b>0</b>	<b>0</b>	<b>0</b>	<b>0</b>	<b>0</b>	<b>0</b>	<b>0</b>



FELIX ANUDIKE-UZOMAH'S NFL POSTSEASON DEFENSIVE STATISTICS

DATE	TEAM	GP	GS	TACKLES								INTERCEPTIONS					O. FUMB				ST			MISC		
				TK	S	A	TFL	YDS	SK	YDS	QBH	NO	YDS	LG	TD	PD	FF	FR	TD	YDS	TK	S	A	FF	FR	S
2023	Chiefs	1	0	1	1	0	1	4	0.0	0.0	0	0	0	0	0	0	0	0	0	0	0	0	0	0	0	0
<b>NFL TOTALS</b>		<b>1</b>	<b>0</b>	<b>1</b>	<b>1</b>	<b>0</b>	<b>1</b>	<b>4</b>	<b>0.0</b>	<b>0.0</b>	<b>0</b>	<b>0</b>	<b>0</b>	<b>0</b>	<b>0</b>	<b>0</b>	<b>0</b>	<b>0</b>	<b>0</b>	<b>0</b>	<b>0</b>	<b>0</b>	<b>0</b>	<b>0</b>	<b>0</b>	

SINGLE-GAME HIGHS: DEFENSIVE

**Total Tackles** 4 vs. Tampa Bay, Nov 04, 2024  
4 at Las Vegas, Oct 27, 2024  
3 at L.A. Chargers, Sep 29, 2024  
3 at L.A. Chargers, Jan 07, 2024  
...1 more at 3.

**Forced Fumbles** 1 at Jacksonville, Sep 17, 2023  
**Tackles For Loss** 2 at L.A. Chargers, Jan 07, 2024  
1 at San Francisco, Oct 20, 2024  
1 at Atlanta, Sep 22, 2024  
1 vs. Baltimore, Sep 05, 2024

**Solo Tackles** 3 at Las Vegas, Oct 27, 2024  
3 at L.A. Chargers, Jan 07, 2024  
2 vs. Denver, Nov 10, 2024  
2 vs. Tampa Bay, Nov 04, 2024  
...3 more at 2.

**Sacks** 1.0 at Atlanta, Sep 22, 2024  
0.5 vs. Tampa Bay, Nov 04, 2024  
0.5 at Jacksonville, Sep 17, 2023

2023 GAME-BY-GAME REGULAR-SEASON STATISTICS (CHIEFS)

DATE	OPPONENT	P/S	TACKLES								INTERCEPTIONS					O. FUMB				ST			MISC		W/L	SCORE	
			TK	S	A	SK	YDS	TFL	YDS	QBH	NO	YDS	LG	TD	PD	FF	FR	TD	YDS	TK	S	A	FF	FR			S
09/07	Lions	P	2	2	0	0.0	0.0	0	0	2	0	0	0	0	0	0	0	0	0	0	0	0	0	0	0	L	20-21
09/17	at Jaguars	P	2	1	1	0.5	1.0	0	0	0	0	0	0	0	0	1	0	0	0	0	0	0	0	0	0	W	17-9
09/24	Bears	P	3	2	1	0.0	0.0	0	0	0	0	0	0	0	0	0	0	0	0	0	0	0	0	0	0	W	41-10
10/01	at Jets	P	1	0	1	0.0	0.0	0	0	1	0	0	0	0	0	0	0	0	0	0	0	0	0	0	0	W	23-20
10/08	at Vikings	P	1	0	1	0.0	0.0	0	0	1	0	0	0	0	0	0	0	0	0	0	0	0	0	0	0	W	27-20
10/12	Broncos	P	0	0	0	0.0	0.0	0	0	0	0	0	0	0	0	0	0	0	0	0	0	0	0	0	0	W	19-8
10/22	Chargers	P	1	0	1	0.0	0.0	0	0	0	0	0	0	0	0	0	0	0	0	0	0	0	0	0	0	W	31-17
10/29	at Broncos	P	0	0	0	0.0	0.0	0	0	1	0	0	0	0	0	0	0	0	0	0	0	0	0	0	0	L	9-24
11/05	Dolphins	P	0	0	0	0.0	0.0	0	0	0	0	0	0	0	0	0	0	0	0	0	0	0	0	0	0	W	21-14
11/20	Eagles	P	1	0	1	0.0	0.0	0	0	0	0	0	0	0	0	0	0	0	0	0	0	0	0	0	0	L	17-21
11/26	at Raiders	P	0	0	0	0.0	0.0	0	0	1	0	0	0	0	0	0	0	0	0	0	0	0	0	0	0	W	31-17
12/03	at Packers	P	0	0	0	0.0	0.0	0	0	0	0	0	0	0	0	0	0	0	0	0	0	0	0	0	0	L	19-27
12/10	Bills	P	0	0	0	0.0	0.0	0	0	0	0	0	0	0	0	0	0	0	0	0	0	0	0	0	0	L	17-20
12/17	at Patriots	P	0	0	0	0.0	0.0	0	0	1	0	0	0	0	0	0	0	0	0	0	0	0	0	0	0	W	27-17
12/25	Raiders	P	0	0	0	0.0	0.0	0	0	0	0	0	0	0	0	0	0	0	0	0	0	0	0	0	0	L	14-20
12/31	Bengals	P	0	0	0	0.0	0.0	0	0	0	0	0	0	0	0	0	0	0	0	0	0	0	0	0	0	W	25-17
01/07	at Chargers	P	3	3	0	0.0	0.0	2	6	0	0	0	0	0	0	0	0	0	0	0	0	0	0	0	0	W	13-12
<b>2023 TOTALS</b>		<b>17-0</b>	<b>14</b>	<b>8</b>	<b>6</b>	<b>0.5</b>	<b>1.0</b>	<b>2</b>	<b>6</b>	<b>7</b>	<b>0</b>	<b>0</b>	<b>0</b>	<b>0</b>	<b>0</b>	<b>1</b>	<b>0</b>	<b>0</b>	<b>0</b>	<b>0</b>	<b>0</b>	<b>0</b>	<b>0</b>	<b>0</b>	<b>0</b>	<b>0</b>	<b>11-6</b>

2024 GAME-BY-GAME REGULAR-SEASON STATISTICS (CHIEFS)

DATE	OPPONENT	P/S	TACKLES								INTERCEPTIONS					O. FUMB				ST			MISC		W/L	SCORE	
			TK	S	A	SK	YDS	TFL	YDS	QBH	NO	YDS	LG	TD	PD	FF	FR	TD	YDS	TK	S	A	FF	FR			S
09/05	Ravens	P	1	1	0	0.0	0.0	1	2	0	0	0	0	0	0	0	1	0	0	0	0	0	0	0	0	W	27-20
09/15	Bengals	P	1	0	1	0.0	0.0	0	0	0	0	0	0	0	0	0	0	0	0	0	0	0	0	0	0	W	26-25
09/22	at Falcons	P	2	2	0	1.0	0.0	1	10	1	0	0	0	0	0	1	0	0	0	0	0	0	0	0	0	W	22-17
09/29	at Chargers	S	3	1	2	0.0	0.0	0	0	2	0	0	0	0	0	0	0	0	0	0	0	0	0	0	0	W	17-10
10/07	Saints	P	0	0	0	0.0	0.0	0	0	1	0	0	0	0	0	0	0	0	0	0	0	0	0	0	0	W	26-13
10/20	at 49ers	S	1	1	0	0.0	0.0	1	1	1	0	0	0	0	0	0	0	0	0	0	0	0	0	0	0	W	28-18
10/27	at Raiders	P	4	3	1	0.0	0.0	0	0	0	0	0	0	0	0	0	0	0	0	0	0	0	0	0	0	W	27-20
11/04	Buccaneers	P	4	2	2	0.5	4.0	0	0	1	0	0	0	0	0	0	0	0	0	0	0	0	0	0	0	W	30-24+
11/10	Broncos	P	2	2	0	0.0	0.0	1	5	0	0	0	0	0	0	0	0	0	0	0	0	0	0	0	0	W	16-14
11/17	at Bills	P	1	0	1	0.0	0.0	0	0	0	0	0	0	0	0	0	0	0	0	0	0	0	0	0	0	L	21-30
11/24	at Panthers	P	2	0	2	0.0	0.0	0	0	0	0	0	0	0	0	0	0	0	0	0	0	0	0	0	0	W	30-27
11/29	Raiders	P	0	0	0	0.0	0.0	0	0	0	0	0	0	0	0	0	0	0	0	0	0	0	0	0	0	W	19-17
<b>2024 TOTALS</b>		<b>12-2</b>	<b>21</b>	<b>12</b>	<b>9</b>	<b>1.5</b>	<b>4.0</b>	<b>4</b>	<b>18</b>	<b>6</b>	<b>0</b>	<b>0</b>	<b>0</b>	<b>0</b>	<b>0</b>	<b>1</b>	<b>1</b>	<b>0</b>	<b>0</b>	<b>0</b>	<b>0</b>	<b>0</b>	<b>0</b>	<b>0</b>	<b>0</b>	<b>0</b>	<b>11-1</b>

+ - Overtime

2023 GAME-BY-GAME POSTSEASON STATISTICS (CHIEFS)

DATE	OPPONENT	P/S	TACKLES								INTERCEPTIONS					O. FUMB				ST			MISC		W/L	SCORE		
			TK	S	A	SK	YDS	TFL	YDS	QBH	NO	YDS	LG	TD	PD	FF	FR	TD	YDS	TK	S	A	FF	FR			S	A
01/13	Dolphins		INACTIVE																			W	26-7					
01/21	at Bills		INACTIVE																			W	27-24					
01/28	at Ravens		INACTIVE																			W	17-10					
02/11	49ers	P	1	1	0	0.0	0.0	1	4	0	0	0	0	0	0	0	0	0	0	0	0	0	0	0	0	0	W	25-22+
<b>2023 TOTALS</b>		<b>1-0</b>	<b>1</b>	<b>1</b>	<b>0</b>	<b>0.0</b>	<b>0.0</b>	<b>1</b>	<b>4</b>	<b>0</b>	<b>0</b>	<b>0</b>	<b>0</b>	<b>0</b>	<b>0</b>	<b>0</b>	<b>0</b>	<b>0</b>	<b>0</b>	<b>0</b>	<b>0</b>	<b>0</b>	<b>0</b>	<b>0</b>	<b>0</b>	<b>0</b>	<b>4-0</b>	

+ - Overtime





# MATT ARAIZA

**PUNTER #14**  
**SAN DIEGO STATE**



**1ST** YEAR IN THE NFL

**1ST** YEAR WITH THE CHIEFS

**HEIGHT:** 6'1"  
**WEIGHT:** 200 LBS  
**DRAFTED:** FA-24  
**BIRTHDAY:** 5/16/00

- 👁 Araiza enters his first season with the Chiefs in 2024.
- 👁 Originally entered the NFL as a sixth-round pick (180th overall) by the Buffalo Bills in 2022.

### Transactions:

Signed with Kansas City (2/22/24) ... Cut by Buffalo (8/27/22) ... Originally entered the NFL as a sixth round pick (180th overall) by the Buffalo Bills in 2022.

### COLLEGE

Played three years at San Diego State (2019-21), redshirted in 2018 ... In 2021, went 45/45 on his PATs and 18-for-28 on field goals ... Had three 50+ yard field goals ... Punted 79 times for 4,044 yards (51.2 avg) ... Had 39 punts of at least 50 yards and 18 of 60+ yards ... Had a net punting average of 44.22 ... Kicked off 73 times for 4,749 yards and 64.7 average ... Set the NCAA FBS record in punting average (51.2), 60-yard punts (18) and 50-yard punts (39) in a season ... In his junior year won the Ray Guy Award, awarded yearly to the most outstanding punter ... Was the first Aztec to win a major postseason award in program history ... Was named Action Network Special Teams Player of the Year ... Won Pro Football Network Best Punter ... Became SDSU's second unanimous All-American ... Was first-team All-American by Walter Camp, FWAA, Associated Press, Sporting News, AFCA, The Athletic, USA Today, ESPN, Pro Football Focus, Pro Football network, CBS Sports, College Football Focus, Bleacher Report, The Action Network and Sports Info Solutions ... Was named Mountain West Special Teams Player of the Week (Sept. 9, Sept. 27, Oct. 18, Oct. 25 and Nov. 15) ... As a sophomore (2020) played in all eight games as kicker and kick off specialist and one as punter ... Went 10-for-14 on field goal attempts and 23-for-24 in PATs ... Led the team with 53 points ... Earned honorable mention All-Mountain West honors for a second consecutive season which is voted on by the league's coaches and media ... Was named to the Lou Groza Award Watch List as nation's top placekicker ... In his freshman season (2019) he handled all kicking duties except punting in 13 games ... Was 22-for-26 on field goal attempts (long of 48 yards) ... Made all 28 PATs ... Set a school single-season record with 22 field goals ... Led the team with 94 points ... Kicked off 65 times for 4,057 yards, averaging 62.4 yards ... Was named All-Mountain West honorable mention, voted on by the league's coaches and media ... Was named second-team All-Mountain West pick by Phil Steele Magazine.

### PERSONAL

- 👁 Kicked and punted for three years at Rancho Bernardo High School.
- 👁 Had a field goal long of 53 yards in high school.
- 👁 Went 37-for-48 on field goals.
- 👁 Averaged 41.7 yards per punt with a long of 71 yards.
- 👁 Played some defensive back.
- 👁 Was a MaxPreps sophomore first-team All-American and first-team California Medium Schools pick.
- 👁 Three-time All-CIF San Diego Section Kicker of the Year and two time Palomar League Kicker of the Year.
- 👁 Son of Rico and Kerry Araiza.
- 👁 Majored in interdisciplinary studies.

### REGULAR SEASON COMPARISON: PUNTING - LOS ANGELES CHARGERS

DATE	OPP	W/L	GP/GS	NO.	YDS.	AVG.	TB	I20	LG
9/29/24	KC @ LAC	W	P	4	200	50.0	0	4	53
<b>TOTALS</b>		<b>1/0</b>	<b>1/0</b>	<b>4</b>	<b>200</b>	<b>50.0</b>	<b>0</b>	<b>4</b>	<b>53</b>

### MATT ARAIZA'S NFL REGULAR SEASON PUNTING STATISTICS

DATE	TEAM	GP	NO.	YDS.	AVG.	OPP. RET.	YDS.	NET YDS.	AVG.	TB	IN20	LG	BK
2022	Bills	0	0	0	0.0	0	0	0	0.0	0	0	0	0
2024	Chiefs	12	37	1,817	49.1	18	213	1,504	40.6	5	15	67	0
<b>NFL TOTALS</b>		<b>12</b>	<b>37</b>	<b>1,817</b>	<b>49.1</b>	<b>18</b>	<b>213</b>	<b>1,504</b>	<b>40.6</b>	<b>5</b>	<b>15</b>	<b>67</b>	<b>0</b>



SINGLE-GAME HIGHS: PUNTER

<b>Punts</b>	5 vs. Las Vegas, Nov 29, 2024 4 at Buffalo, Nov 17, 2024 4 vs. Denver, Nov 10, 2024 4 vs. Tampa Bay, Nov 04, 2024 ...1 more at 4.	<b>Net Punting Avg</b>	51.5 vs. Cincinnati, Sep 15, 2024 50.0 at L.A. Chargers, Sep 29, 2024 49.3 at San Francisco, Oct 20, 2024 46.0 vs. New Orleans, Oct 07, 2024 44.3 at Atlanta, Sep 22, 2024
<b>Gross Punting Yards</b>	217 vs. Las Vegas, Nov 29, 2024 213 vs. Denver, Nov 10, 2024 200 at L.A. Chargers, Sep 29, 2024 193 at Buffalo, Nov 17, 2024 179 at San Francisco, Oct 20, 2024	<b>Longest Punts</b>	67 at San Francisco, Oct 20, 2024 64 vs. Denver, Nov 10, 2024 63 vs. Cincinnati, Sep 15, 2024 58 at Buffalo, Nov 17, 2024 56 vs. New Orleans, Oct 07, 2024 ...1 more at 56.
<b>Gross Punting Avg</b>	59.7 at San Francisco, Oct 20, 2024 56.0 vs. New Orleans, Oct 07, 2024 56.0 vs. Cincinnati, Sep 15, 2024 53.3 vs. Denver, Nov 10, 2024 50.0 at L.A. Chargers, Sep 29, 2024	<b>Inside the 20</b>	4 at L.A. Chargers, Sep 29, 2024 2 vs. Las Vegas, Nov 29, 2024 2 vs. Cincinnati, Sep 15, 2024 1 at Carolina, Nov 24, 2024 1 at Buffalo, Nov 17, 2024 ...5 more at 1.
<b>Net Punting Yards</b>	200 at L.A. Chargers, Sep 29, 2024 178 vs. Las Vegas, Nov 29, 2024 153 vs. Tampa Bay, Nov 04, 2024 148 at San Francisco, Oct 20, 2024 145 vs. Denver, Nov 10, 2024	<b>Special Teams Tackles</b>	2 vs. Las Vegas, Nov 29, 2024

2024 GAME-BY-GAME REGULAR-SEASON STATISTICS (CHIEFS)

DATE	OPPONENT		NO.	YDS.	AVG.	OPP. RET.	YDS.	NET YDS.	AVG	TB	IN20	LG	BK	W/L	SCORE
09/05	Ravens	P	3	144	48.0	1	3	101	33.7	2	1	56	0	W	27-20
09/15	Bengals	P	2	112	56.0	1	9	103	51.5	0	2	63	0	W	26-25
09/22	at Falcons	P	3	145	48.3	2	12	133	44.3	0	1	52	0	W	22-17
09/29	at Chargers	P	4	200	50.0	0	0	200	50.0	0	4	53	0	W	17-10
10/07	Saints	P	1	56	56.0	1	10	46	46.0	0	0	56	0	W	26-13
10/20	at 49ers	P	3	179	59.7	1	11	148	49.3	1	0	67	0	W	28-18
10/27	at Raiders	P	2	93	46.5	1	17	76	38.0	0	1	51	0	W	27-20
11/04	Buccaneers	P	4	171	42.8	2	18	153	38.3	0	1	49	0	W	30-24+
11/10	Broncos	P	4	213	53.3	1	28	145	36.3	2	1	64	0	W	16-14
11/17	at Bills	P	4	193	48.3	4	56	137	34.3	0	1	58	0	L	21-30
11/24	at Panthers	P	2	94	47.0	1	10	84	42.0	0	1	48	0	W	30-27
11/29	Raiders	P	5	217	43.4	3	39	178	35.6	0	2	54	0	W	19-17
<b>2024 TOTALS</b>			<b>12</b>	<b>37</b>	<b>1,817</b>	<b>49.1</b>	<b>18</b>	<b>213</b>	<b>1,504</b>	<b>40.6</b>	<b>5</b>	<b>15</b>	<b>67</b>	<b>0</b>	<b>11-1</b>

+ - Overtime





# NICK BOLTON



**LINEBACKER #32**  
**MISSOURI**

**4<sup>TH</sup>** YEAR IN THE NFL

**4<sup>TH</sup>** YEAR WITH THE CHIEFS

**HEIGHT:** 5'11"  
**WEIGHT:** 237 LBS  
**DRAFTED:** D2A-21  
**BIRTHDAY:** 3/10/00

- 👁 Bolton enters his fourth season with the Chiefs in 2024.
- 👁 Originally entered the NFL as a second-round pick (58th overall) by the Kansas City Chiefs in the 2021 NFL Draft.

### Career Highlights:

- 👁 Finished second overall league wide in total tackles made in 2022 (180) and recorded the franchise's single-season best.
- 👁 Had nine games with 10 or more tackles in 2022, marking the most 10+-tackle games in a single-season in Chiefs history.
- 👁 Against the Denver Broncos (1/8/22), Bolton scooped up a fumble and returned it 86 yards for a touchdown. The fumble return ties for the fourth-longest fumble return for a touchdown in franchise history. It marked Bolton's first-career fumble recovery and his first career defensive touchdown.
- 👁 Led the team with 112 total tackles (70 solo, 42 assisted) and 11 tackles for loss in 2021.
- 👁 Moved into fifth place for most tackles in a season (112) by a rookie player in franchise history, passing S Greg Wesley (101, 2000).

### Postseason Career Highlights:

- 👁 In Super Bowl LVII in Arizona, Bolton returned a fumble 36 yards for a touchdown that tied the Chiefs 14-14 with the Eagles. Bolton had a similar play later in the game that was called back. His touchdown made him the first Missouri Tiger to score in the Super Bowl.

### Honors:

- 👁 Was voted by teammates as a defensive team captain prior to the club's 2022 playoff games.
- 👁 2021 Mack Lee Hill Award winner, voted by teammates as best rookie.
- 👁 2021 PFWA All-Rookie Team.
- 👁 October 2021 Defensive Rookie of the Month.

### Transactions:

Originally entered the NFL as a second-round pick (58th overall) by the Kansas City Chiefs in the 2021 NFL Draft.

## COLLEGE

Appeared in 35 games at Mizzou over three seasons (2018-20) ... Totaled 224 tackles (147 solo), 16.0 tackles for loss, 4.0 sacks, two interceptions, 15 passes defended and one fumble recovery ... Was a two-time first-team All-SEC and second and third-team All-American ... Led Missouri in tackles in each of his last two seasons - racking up 202 total tackles since 2019 while averaging more than nine tackles per game ... During his final season at Mizzou, a ten-game season due to COVID-19, he tallied 95 tackles (61 solo), 7.5 tackles for loss, 2.0 sacks, five passes defended and his first-career fumble recovery ... In 2019, his 107 tackles were the SEC's top-mark during the regular season and only LSU's Jacob Phillips, who played in 15 games vs. Bolton's 12, finished ahead of Bolton on the SEC tackle chart (113 in 15 games) ... His 8.92 tackles per game were far-and-away the best mark in the league, beating Arkansas De'Jon Harris (8.42 per game) ... His 74 solo tackles were 15 more than any other defender in the SEC and ranked 31st nationally in tackles per game while his 74 solo tackles the fifth-most in the nation.

## PERSONAL

- 👁 Was a proven leader at Frisco Lone Star, earning District MVP honors twice.
- 👁 As a senior, he was named District 13-5A Defensive MVP for the second consecutive season after totaling 130 tackles, with 16 tackles for loss and five interceptions.
- 👁 Named 2016 District 13-5A Defensive MVP after totaling 111 tackles, seven tackles for loss, three forced fumbles and one interception.
- 👁 In 2015, he totaled 81 tackles with three interceptions and 4.0 sacks.
- 👁 Named the No. 5 linebacker in the Dallas-Fort Worth area by the Dallas Morning News.
- 👁 Morning News first-team All-State at linebacker.
- 👁 Guided Frisco Lone Star to a 12-2 record with an appearance in the regional final as a senior.
- 👁 Hometown: Frisco, Texas.





NICK BOLTON'S NFL REGULAR SEASON DEFENSIVE STATISTICS

DATE	TEAM	GP	GS	TK	S	TACKLES					INTERCEPTIONS					O. FUMB				ST				MISC								
						A	TFL	YDS	SK	YDS	QBH	NO	YDS	LG	TD	PD	FF	FR	TD	YDS	TK	S	A	FF	FR	S	A					
2021	Chiefs	16	12	112	70	42	11	11	0.0	0.0	3	0	0	0	0	3	0	1	1	86	0	0	0	0	0	0	0	0	0	0	0	0
2022	Chiefs	17	17	180	108	72	9	22	2.0	19.0	7	2	15	15	0	3	1	0	0	0	0	0	0	0	0	0	0	0	0	0	0	
2023	Chiefs	8	8	60	38	22	1	0	0.0	0.0	1	1	1	1	0	3	0	0	0	0	0	0	0	0	0	0	0	0	0	0		
2024	Chiefs	12	12	84	58	26	9	31	1.5	16.0	5	0	0	0	0	3	0	1	0	0	0	0	0	0	0	0	0	0	0	0		
<b>NFL TOTALS</b>		<b>53</b>	<b>49</b>	<b>436</b>	<b>274</b>	<b>162</b>	<b>30</b>	<b>64</b>	<b>3.5</b>	<b>35.0</b>	<b>16</b>	<b>3</b>	<b>16</b>	<b>15</b>	<b>0</b>	<b>12</b>	<b>1</b>	<b>2</b>	<b>1</b>	<b>86</b>	<b>0</b>	<b>0</b>	<b>0</b>	<b>0</b>	<b>0</b>	<b>0</b>	<b>0</b>	<b>0</b>	<b>0</b>	<b>0</b>		

NICK BOLTON'S NFL POSTSEASON DEFENSIVE STATISTICS

DATE	TEAM	GP	GS	TK	S	TACKLES					INTERCEPTIONS					O. FUMB				ST				MISC						
						A	TFL	YDS	SK	YDS	QBH	NO	YDS	LG	TD	PD	FF	FR	TD	YDS	TK	S	A	FF	FR	S	A			
2021	Chiefs	3	2	18	10	8	1	0	0.0	0.0	0	0	0	0	0	0	0	0	0	0	1	1	0	0	0	0	0	0	0	0
2022	Chiefs	3	3	23	15	8	0	0	0.0	0.0	0	0	0	0	0	0	2	1	36	0	0	0	0	0	0	0	0	0	0	0
2023	Chiefs	4	4	40	18	22	2	3	0.0	0.0	2	0	0	0	0	1	0	0	0	0	0	0	0	0	0	0	0	0	0	0
<b>NFL TOTALS</b>		<b>10</b>	<b>9</b>	<b>81</b>	<b>43</b>	<b>38</b>	<b>3</b>	<b>3</b>	<b>0.0</b>	<b>0.0</b>	<b>2</b>	<b>0</b>	<b>0</b>	<b>0</b>	<b>0</b>	<b>1</b>	<b>0</b>	<b>2</b>	<b>1</b>	<b>36</b>	<b>1</b>	<b>1</b>	<b>0</b>	<b>0</b>	<b>0</b>	<b>0</b>	<b>0</b>	<b>0</b>	<b>0</b>	<b>0</b>

SINGLE-GAME HIGHS: DEFENSIVE

<b>Total Tackles</b>	18 vs. Seattle, Dec 24, 2022 16 at Las Vegas, Jan 07, 2023 16 at Cincinnati, Dec 04, 2022 15 at Tennessee, Oct 24, 2021 14 at L.A. Chargers, Nov 20, 2022 ...1 more at 14.	<b>Fumble Recoveries</b>	1 vs. Las Vegas, Nov 29, 2024 1 at Denver, Jan 08, 2022
<b>Solo Tackles</b>	10 vs. Las Vegas, Nov 29, 2024 10 at L.A. Chargers, Nov 20, 2022 10 at L.A. Chargers, Dec 16, 2021 9 vs. Cincinnati, Dec 31, 2023 ...2 more at 9.	<b>Tackles For Loss</b>	4 at Tennessee, Oct 24, 2021 3 at Atlanta, Sep 22, 2024 2 vs. New Orleans, Oct 07, 2024 2 vs. Buffalo, Oct 16, 2022 2 vs. Buffalo, Oct 10, 2021
<b>Sacks</b>	2.0 at Indianapolis, Sep 25, 2022 1.0 vs. Denver, Nov 10, 2024 0.5 at Carolina, Nov 24, 2024	<b>Interceptions</b>	1 vs. L.A. Rams, Nov 27, 2022 1 at L.A. Chargers, Nov 20, 2022
<b>Passes Defensed</b>	3 at L.A. Chargers, Dec 16, 2021 1 at San Francisco, Oct 20, 2024 1 vs. Cincinnati, Sep 15, 2024 1 vs. Baltimore, Sep 05, 2024 ...6 more at 1.	<b>Interception Return Yards</b>	15 vs. L.A. Rams, Nov 27, 2022 1 vs. Denver, Oct 12, 2023
<b>Forced Fumbles</b>	1 at L.A. Chargers, Nov 20, 2022	<b>Longest Opp Fumble Return</b>	86 at Denver, Jan 08, 2022

SINGLE-GAME HIGHS - POSTSEASON: DEFENSIVE

<b>Total Tackles</b>	13 vs. San Francisco, Feb 11, 2024 13 at Buffalo, Jan 21, 2024 10 vs. Miami, Jan 13, 2024 10 vs. Jacksonville, Jan 21, 2023 9 at Philadelphia, Feb 12, 2023	<b>Tackles For Loss</b>	1 vs. San Francisco, Feb 11, 2024 1 vs. Miami, Jan 13, 2024 1 vs. Buffalo, Jan 23, 2022
<b>Solo Tackles</b>	8 at Philadelphia, Feb 12, 2023 6 vs. Jacksonville, Jan 21, 2023 5 vs. San Francisco, Feb 11, 2024 5 at Buffalo, Jan 21, 2024 5 vs. Miami, Jan 13, 2024 ...1 more at 5.	<b>Special Teams Tackles</b>	1 vs. Pittsburgh, Jan 16, 2022
<b>Passes Defensed</b>	1 at Baltimore, Jan 28, 2024	<b>Longest Opp Fumble Return</b>	36 at Philadelphia, Feb 12, 2023
<b>Fumble Recoveries</b>	1 at Philadelphia, Feb 12, 2023 1 vs. Jacksonville, Jan 21, 2023		





2024 GAME-BY-GAME REGULAR-SEASON STATISTICS (CHIEFS)

DATE	OPPONENT	P/S	TACKLES							INTERCEPTIONS					O. FUMB				ST				MISC		W/L	SCORE		
			TK	S	A	SK	YDS	TFL	YDS	QBH	NO	YDS	LG	TD	PD	FF	FR	TD	YDS	TK	S	A	FF	FR			S	A
09/05	Ravens	S	7	3	4	0.0	0.0	0	0	0	0	0	0	0	0	1	0	0	0	0	0	0	0	0	0	0	W	27-20
09/15	Bengals	S	7	5	2	0.0	0.0	1	1	0	0	0	0	0	0	1	0	0	0	0	0	0	0	0	0	0	W	26-25
09/22	at Falcons	S	8	7	1	0.0	0.0	3	6	0	0	0	0	0	0	0	0	0	0	0	0	0	0	0	0	0	W	22-17
09/29	at Chargers	S	5	4	1	0.0	0.0	0	0	0	0	0	0	0	0	0	0	0	0	0	0	0	0	0	0	0	W	17-10
10/07	Saints	S	11	6	5	0.0	0.0	2	5	2	0	0	0	0	0	0	0	0	0	0	0	0	0	0	0	0	W	26-13
10/20	at 49ers	S	6	5	1	0.0	0.0	1	2	0	0	0	0	0	0	1	0	0	0	0	0	0	0	0	0	0	W	28-18
10/27	at Raiders	S	9	7	2	0.0	0.0	0	0	0	0	0	0	0	0	0	0	0	0	0	0	0	0	0	0	0	W	27-20
11/04	Buccaneers	S	3	1	2	0.0	0.0	0	0	0	0	0	0	0	0	0	0	0	0	0	0	0	0	0	0	0	W	30-24+
11/10	Broncos	S	6	4	2	1.0	16.0	1	16	1	0	0	0	0	0	0	0	0	0	0	0	0	0	0	0	0	W	16-14
11/17	at Bills	S	7	5	2	0.0	0.0	0	0	0	1	0	0	0	0	0	0	0	0	0	0	0	0	0	0	0	L	21-30
11/24	at Panthers	S	4	1	3	0.5	0.0	0	0	1	0	0	0	0	0	0	0	0	0	0	0	0	0	0	0	0	W	30-27
11/29	Raiders	S	11	10	1	0.0	0.0	1	1	0	0	0	0	0	0	0	0	1	0	0	0	0	0	0	0	0	W	19-17
<b>2024 TOTALS</b>		<b>12-12</b>	<b>84</b>	<b>58</b>	<b>26</b>	<b>1.5</b>	<b>16.0</b>	<b>9</b>	<b>31</b>	<b>5</b>	<b>0</b>	<b>0</b>	<b>0</b>	<b>0</b>	<b>3</b>	<b>0</b>	<b>1</b>	<b>0</b>	<b>0</b>	<b>0</b>	<b>0</b>	<b>0</b>	<b>0</b>	<b>0</b>	<b>0</b>	<b>0</b>	<b>0</b>	<b>11-1</b>

+ - Overtime

2021 GAME-BY-GAME POSTSEASON STATISTICS (CHIEFS)

DATE	OPPONENT	P/S	TACKLES							INTERCEPTIONS					O. FUMB				ST				MISC		W/L	SCORE			
			TK	S	A	SK	YDS	TFL	YDS	QBH	NO	YDS	LG	TD	PD	FF	FR	TD	YDS	TK	S	A	FF	FR			S	A	
01/16	Steelers	P	7	5	2	0.0	0.0	0	0	0	0	0	0	0	0	0	0	0	0	0	0	0	0	0	0	0	0	W	42-21
01/23	Bills	S	8	3	5	0.0	0.0	1	0	0	0	0	0	0	0	0	0	0	0	0	0	0	0	0	0	0	0	W	42-36+
01/30	Bengals	S	3	2	1	0.0	0.0	0	0	0	0	0	0	0	0	0	0	0	0	0	0	0	0	0	0	0	L	24-27+	
<b>2021 TOTALS</b>		<b>3-2</b>	<b>18</b>	<b>10</b>	<b>8</b>	<b>0.0</b>	<b>0.0</b>	<b>1</b>	<b>0</b>	<b>0</b>	<b>0</b>	<b>0</b>	<b>0</b>	<b>0</b>	<b>0</b>	<b>0</b>	<b>0</b>	<b>0</b>	<b>0</b>	<b>0</b>	<b>0</b>	<b>0</b>	<b>1</b>	<b>1</b>	<b>0</b>	<b>0</b>	<b>0</b>	<b>0</b>	<b>2-1</b>

+ - Overtime

2022 GAME-BY-GAME POSTSEASON STATISTICS (CHIEFS)

DATE	OPPONENT	P/S	TACKLES							INTERCEPTIONS					O. FUMB				ST				MISC		W/L	SCORE			
			TK	S	A	SK	YDS	TFL	YDS	QBH	NO	YDS	LG	TD	PD	FF	FR	TD	YDS	TK	S	A	FF	FR			S	A	
01/21	Jaguars	S	10	6	4	0.0	0.0	0	0	0	0	0	0	0	0	0	0	1	0	0	0	0	0	0	0	0	0	W	27-20
01/29	Bengals	S	4	1	3	0.0	0.0	0	0	0	0	0	0	0	0	0	0	0	0	0	0	0	0	0	0	0	0	W	23-20
02/12	at Eagles	S	9	8	1	0.0	0.0	0	0	0	0	0	0	0	0	0	0	1	1	36	0	0	0	0	0	0	0	W	38-35
<b>2022 TOTALS</b>		<b>3-3</b>	<b>23</b>	<b>15</b>	<b>8</b>	<b>0.0</b>	<b>0.0</b>	<b>0</b>	<b>0</b>	<b>0</b>	<b>0</b>	<b>0</b>	<b>0</b>	<b>0</b>	<b>0</b>	<b>0</b>	<b>2</b>	<b>1</b>	<b>36</b>	<b>0</b>	<b>0</b>	<b>0</b>	<b>0</b>	<b>0</b>	<b>0</b>	<b>0</b>	<b>0</b>	<b>0</b>	<b>3-0</b>

2023 GAME-BY-GAME POSTSEASON STATISTICS (CHIEFS)

DATE	OPPONENT	P/S	TACKLES							INTERCEPTIONS					O. FUMB				ST				MISC		W/L	SCORE			
			TK	S	A	SK	YDS	TFL	YDS	QBH	NO	YDS	LG	TD	PD	FF	FR	TD	YDS	TK	S	A	FF	FR			S	A	
01/13	Dolphins	S	10	5	5	0.0	0.0	1	3	0	0	0	0	0	0	0	0	0	0	0	0	0	0	0	0	0	0	W	26-7
01/21	at Bills	S	13	5	8	0.0	0.0	0	0	0	0	0	0	0	0	0	0	0	0	0	0	0	0	0	0	0	0	W	27-24
01/28	at Ravens	S	4	3	1	0.0	0.0	0	0	0	0	0	0	0	0	1	0	0	0	0	0	0	0	0	0	0	0	W	17-10
02/11	49ers	S	13	5	8	0.0	0.0	1	0	2	0	0	0	0	0	0	0	0	0	0	0	0	0	0	0	0	0	W	25-22+
<b>2023 TOTALS</b>		<b>4-4</b>	<b>40</b>	<b>18</b>	<b>22</b>	<b>0.0</b>	<b>0.0</b>	<b>2</b>	<b>3</b>	<b>2</b>	<b>0</b>	<b>0</b>	<b>0</b>	<b>0</b>	<b>1</b>	<b>0</b>	<b>0</b>	<b>0</b>	<b>0</b>	<b>0</b>	<b>0</b>	<b>0</b>	<b>0</b>	<b>0</b>	<b>0</b>	<b>0</b>	<b>0</b>	<b>0</b>	<b>4-0</b>

+ - Overtime





# MIKE CALIENDO



**OFFENSIVE LINEMAN #66**  
**WESTERN MICHIGAN**

**2ND** YEAR IN THE NFL

**3RD** YEAR WITH THE CHIEFS

**HEIGHT:** 6'4"  
**WEIGHT:** 301 LBS  
**DRAFTED:** CFA-22  
**BIRTHDAY:** 10/21/97

- 👁️ Caliendo enters his third season with the Chiefs in 2024.
- 👁️ Originally entered the NFL as an undrafted free agent with the Kansas City Chiefs in 2022.

### Transactions:

Signed with Kansas City (4/9/24) ... Signed with Kansas City (2/15/23) ... Signed with Kansas City's practice squad (8/31/22) ... Released by Kansas City (8/30/22) ... Originally entered the NFL as an undrafted free agent with the Kansas City Chiefs in 2022.

### COLLEGE

Played five seasons at Western Michigan (2017-21) ... In 2020, was named CoSIDA Academic All-American, MAC Distinguished Scholar-Athlete, CoSIDA Academic All-District, Academic All-MAC, first-team All-MAC ... Did not allow a sack or a QB hit in 2020 ... In 2019, was named second-team All-MAC, Academic All-MAC, MAC Distinguished Scholar Athlete, first-team CoSIDA Academic All-District 5 ... Helped the Broncos finish with top-three MAC rankings in total offensive yards per game (445.7; second), third down conversion percentage (.453; second), fewest fumbles lost (six; second), fewest turnovers lost (14; second) and points per game (33.1; third) ... In 2018, earned Academic All-MAC, MAC Distinguished Scholar Athlete, started all 13 games ... Helped open holes for a Western Michigan rushing attack that averaged 199.46 yards per contest, third best in the Mid-American Conference ... In 2017, Academic All-MAC, MAC Distinguished Scholar Athlete ... Played in all 12 games and started 10 ... Part of a Bronco offensive unit that ranked top three among the MAC leaders in rushing yards per game (224.8; second), points per game (33.9; third), fewest turnovers lost (18; third), third down conversion percentage (.395; third) and fourth down conversion percentage (.600; third) ... Redshirted in 2016 at Western Michigan.

### PERSONAL

- 👁️ A native of Brookfield, Wis.
- 👁️ Attended Brookfield East High School.
- 👁️ Team captain as a senior, earned *Associated Press* All-State first-team honors and was named the Brookfield East MVP and selected Greater Metro Conference Offensive Lineman of the Year.
- 👁️ Led team to a 10-2 record in 2015 and Level 3 playoffs and earned All-Conference Scholar Athlete honors.

### MIKE CALIENDO'S NFL REGULAR SEASON STATISTICS

DATE	TEAM	GP	GS
2022	Chiefs	0	0
2023	Chiefs	8	0
2024	Chiefs	12	0
<b>NFL TOTALS</b>		<b>20</b>	<b>0</b>

### MIKE CALIENDO'S NFL POSTSEASON STATISTICS

DATE	TEAM	GP	GS
2022	Chiefs	0	0
2023	Chiefs	4	0
<b>NFL TOTALS</b>		<b>4</b>	<b>0</b>



2022 GAME-BY-GAME REGULAR-SEASON STATISTICS (CHIEFS)

DATE	OPPONENT	P/S		W/L	SCORE
09/11	at Cardinals		PRACTICE SQUAD	W	44-21
09/15	Chargers		PRACTICE SQUAD	W	27-24
09/25	at Colts		PRACTICE SQUAD	L	17-20
10/02	at Buccaneers		PRACTICE SQUAD	W	41-31
10/10	Raiders		PRACTICE SQUAD	W	30-29
10/16	Bills		PRACTICE SQUAD	L	20-24
10/23	at 49ers		PRACTICE SQUAD	W	44-23
11/06	Titans		PRACTICE SQUAD	W	20-17+
11/13	Jaguars		PRACTICE SQUAD	W	27-17
11/20	at Chargers		PRACTICE SQUAD	W	30-27
11/27	Rams		PRACTICE SQUAD	W	26-10
12/04	at Bengals		PRACTICE SQUAD	L	24-27
12/11	at Broncos		PRACTICE SQUAD	W	34-28
12/18	at Texans		PRACTICE SQUAD	W	30-24+
12/24	Seahawks		PRACTICE SQUAD	W	24-10
01/01	Broncos		PRACTICE SQUAD	W	27-24
01/07	at Raiders		PRACTICE SQUAD	W	31-13
<b>2022 TOTALS</b>		<b>0-0</b>		<b>14-3</b>	

+ - Overtime

2023 GAME-BY-GAME REGULAR-SEASON STATISTICS (CHIEFS)

DATE	OPPONENT	P/S		W/L	SCORE
09/07	Lions	P		L	20-21
09/17	at Jaguars	P		W	17-9
09/24	Bears	P		W	41-10
10/01	at Jets		INACTIVE	W	23-20
10/08	at Vikings		INACTIVE	W	27-20
10/12	Broncos		INACTIVE	W	19-8
10/22	Chargers		INACTIVE	W	31-17
10/29	at Broncos		INACTIVE	L	9-24
11/05	Dolphins		INACTIVE	W	21-14
11/20	Eagles		INACTIVE	L	17-21
11/26	at Raiders		INACTIVE	W	31-17
12/03	at Packers		INACTIVE	L	19-27
12/10	Bills	P		L	17-20
12/17	at Patriots	P		W	27-17
12/25	Raiders	P		L	14-20
12/31	Bengals	P		W	25-17
01/07	at Chargers	P		W	13-12
<b>2023 TOTALS</b>		<b>8-0</b>		<b>11-6</b>	

2024 GAME-BY-GAME REGULAR-SEASON STATISTICS (CHIEFS)

DATE	OPPONENT	P/S		W/L	SCORE
09/05	Ravens	P		W	27-20
09/15	Bengals	P		W	26-25
09/22	at Falcons	P		W	22-17
09/29	at Chargers	P		W	17-10
10/07	Saints	P		W	26-13
10/20	at 49ers	P		W	28-18
10/27	at Raiders	P		W	27-20
11/04	Buccaneers	P		W	30-24+
11/10	Broncos	P		W	16-14
11/17	at Bills	P		L	21-30
11/24	at Panthers	P		W	30-27
11/29	Raiders	P		W	19-17
<b>2024 TOTALS</b>		<b>12-0</b>		<b>11-1</b>	

+ - Overtime

2022 GAME-BY-GAME POSTSEASON STATISTICS (CHIEFS)

DATE	OPPONENT	P/S		W/L	SCORE
01/21	Jaguars		PRACTICE SQUAD	W	27-20
01/29	Bengals		PRACTICE SQUAD	W	23-20
02/12	at Eagles		PRACTICE SQUAD	W	38-35
<b>2022 TOTALS</b>		<b>0-0</b>		<b>3-0</b>	

2023 GAME-BY-GAME POSTSEASON STATISTICS (CHIEFS)

DATE	OPPONENT	P/S		W/L	SCORE
01/13	Dolphins	P		W	26-7
01/21	at Bills	P		W	27-24
01/28	at Ravens	P		W	17-10
02/11	49ers	P		W	25-22+
<b>2023 TOTALS</b>		<b>4-0</b>		<b>4-0</b>	

+ - Overtime





# LEO CHENAL



**LINEBACKER #54**  
**WISCONSIN**

**3RD** YEAR IN THE NFL

**3RD** YEAR WITH THE CHIEFS

**HEIGHT:** 6'3"  
**WEIGHT:** 250 LBS  
**DRAFTED:** D3-22  
**BIRTHDAY:** 10/26/00

- Chenal enters his third season with the Chiefs in 2024.
- Originally entered the NFL as a third-round pick (103rd overall) by the Kansas City Chiefs in the 2022 NFL Draft.

### Transactions:

Originally entered the NFL as a third-round pick (103rd overall) by the Kansas City Chiefs in the 2022 NFL Draft.

### COLLEGE

Three-year letterwinner at Wisconsin ... Played 29 games, logging 181 tackles (106 solo), including 12.0 sacks (-84.0 yards) and one interception returned 31 yards ... Added a pass defended, three forced fumbles and a fumble recovery ... In 2020, earned All-Big Ten honorable mention (coaches, media) and the Bednarik Award National Player of the Week (Dec. 21).

### PERSONAL

- 2018 Wisconsin Gatorade Player of the Year.
- First-team All-State (small schools) at both running back and linebacker by Wisconsin Football Coaches Association as a senior.
- Second-team All-State (all schools) on both offense and defense by *Associated Press* as a senior.
- Named Wisconsin's small school Offensive Player of the Year and Defensive Player of the Year by WFCAs as a senior.
- John Anderson Award winner as the state's top senior linebacker.
- First-team All-State by WFCAs at linebacker as a junior.
- Four-year All-Lakeland Conference honoree.
- Finished career with 385 tackles, 55 tackles for loss, 7.0 sacks and three interceptions.
- On offense, finished with 3,706 yards and 68 TDs rushing as well as 1,300 yards and 17 TDs receiving.
- Two-year team captain.
- Also earned All-Lakeland honors in basketball and track.
- Four-year honor roll student, National Honor Society.

### LEO CHENAL'S NFL REGULAR SEASON DEFENSIVE STATISTICS

DATE	TEAM	GP	GS	TACKLES						INTERCEPTIONS					O. FUMB			ST				MISC					
				TK	S	A	TFL	YDS	SK	YDS	QBH	NO	YDS	LG	TD	PD	FF	FR	TD	YDS	TK	S	A	FF	FR	S	A
2022	Chiefs	17	8	29	16	13	3	3	1.0	1.0	3	0	0	0	0	0	0	0	0	0	6	3	3	0	0	0	0
2023	Chiefs	17	10	57	35	22	8	27	3.0	17.0	7	0	0	0	0	1	0	0	0	0	8	5	3	0	0	0	0
2024	Chiefs	12	10	38	27	11	3	6	1.0	0.0	1	0	0	0	0	3	2	0	0	0	4	3	1	0	0	0	0
<b>NFL TOTALS</b>		<b>46</b>	<b>28</b>	<b>124</b>	<b>78</b>	<b>46</b>	<b>14</b>	<b>36</b>	<b>5.0</b>	<b>18.0</b>	<b>11</b>	<b>0</b>	<b>0</b>	<b>0</b>	<b>0</b>	<b>4</b>	<b>2</b>	<b>0</b>	<b>0</b>	<b>0</b>	<b>18</b>	<b>11</b>	<b>7</b>	<b>0</b>	<b>0</b>	<b>0</b>	<b>0</b>

### LEO CHENAL'S NFL POSTSEASON DEFENSIVE STATISTICS

DATE	TEAM	GP	GS	TACKLES						INTERCEPTIONS					O. FUMB			ST				MISC					
				TK	S	A	TFL	YDS	SK	YDS	QBH	NO	YDS	LG	TD	PD	FF	FR	TD	YDS	TK	S	A	FF	FR	S	A
2022	Chiefs	3	0	6	4	2	1	1	1.0	1.0	0	0	0	0	0	0	0	0	0	0	0	0	0	0	0	0	0
2023	Chiefs	4	3	15	8	7	1	8	0.0	0.0	1	0	0	0	0	0	1	0	0	0	0	0	0	0	0	0	0
<b>NFL TOTALS</b>		<b>7</b>	<b>3</b>	<b>21</b>	<b>12</b>	<b>9</b>	<b>2</b>	<b>9</b>	<b>1.0</b>	<b>1.0</b>	<b>1</b>	<b>0</b>	<b>0</b>	<b>0</b>	<b>0</b>	<b>0</b>	<b>1</b>	<b>0</b>	<b>0</b>	<b>0</b>	<b>0</b>	<b>0</b>	<b>0</b>	<b>0</b>	<b>0</b>	<b>0</b>	<b>0</b>



SINGLE-GAME HIGHS: DEFENSIVE

**Total Tackles** 8 at Denver, Oct 29, 2023  
 7 vs. Baltimore, Sep 05, 2024  
 6 vs. Cincinnati, Sep 15, 2024  
 6 vs. Miami, Nov 05, 2023  
 6 vs. Detroit, Sep 07, 2023

**Solo Tackles** 5 vs. Cincinnati, Sep 15, 2024  
 4 at Buffalo, Nov 17, 2024  
 4 at Las Vegas, Oct 27, 2024  
 4 at San Francisco, Oct 20, 2024  
 ...4 more at 4.

**Sacks** 1.0 at Las Vegas, Oct 27, 2024  
 1.0 vs. Miami, Nov 05, 2023  
 1.0 at Denver, Oct 29, 2023  
 ...2 more at 1.0.

**Passes Defensed** 2 vs. Baltimore, Sep 05, 2024  
 1 at San Francisco, Oct 20, 2024  
 1 at New England, Dec 17, 2023

**Forced Fumbles** 1 at San Francisco, Oct 20, 2024  
 1 vs. Cincinnati, Sep 15, 2024

**Tackles For Loss** 2 at Denver, Oct 29, 2023  
 1 at San Francisco, Oct 20, 2024  
 1 at L.A. Chargers, Sep 29, 2024  
 1 vs. Baltimore, Sep 05, 2024  
 ...9 more at 1.

**Special Teams Tackles** 2 vs. Las Vegas, Nov 29, 2024  
 2 at Denver, Oct 29, 2023  
 2 at N.Y. Jets, Oct 01, 2023  
 ...1 more at 2.

SINGLE-GAME HIGHS - POSTSEASON: DEFENSIVE

**Total Tackles** 6 vs. San Francisco, Feb 11, 2024  
 6 at Buffalo, Jan 21, 2024  
 6 at Philadelphia, Feb 12, 2023  
 2 at Baltimore, Jan 28, 2024  
 1 vs. Miami, Jan 13, 2024

**Solo Tackles** 4 at Philadelphia, Feb 12, 2023  
 3 vs. San Francisco, Feb 11, 2024  
 2 at Baltimore, Jan 28, 2024  
 2 at Buffalo, Jan 21, 2024  
 1 vs. Miami, Jan 13, 2024

**Sacks** 1.0 at Philadelphia, Feb 12, 2023

**Forced Fumbles** 1 vs. San Francisco, Feb 11, 2024

**Tackles For Loss** 1 vs. San Francisco, Feb 11, 2024  
 1 at Philadelphia, Feb 12, 2023

2022 GAME-BY-GAME REGULAR-SEASON STATISTICS (CHIEFS)

DATE	OPPONENT	P/S	TACKLES							INTERCEPTIONS					O. FUMB				ST				MISC		W/L	SCORE		
			TK	S	A	SK	YDS	TFL	YDS	QBH	NO	YDS	LG	TD	PD	FF	FR	TD	YDS	TK	S	A	FF	FR			S	A
09/11	at Cardinals	P	0	0	0	0.0	0.0	0	0	0	0	0	0	0	0	0	0	0	0	0	0	0	0	0	0	0	W	44-21
09/15	Chargers	P	2	1	1	0.0	0.0	0	0	1	0	0	0	0	0	0	0	0	0	0	0	0	0	0	0	0	W	27-24
09/25	at Colts	P	0	0	0	0.0	0.0	0	0	0	0	0	0	0	0	0	0	0	0	0	0	0	0	0	0	L	17-20	
10/02	at Buccaneers	P	0	0	0	0.0	0.0	0	0	0	0	0	0	0	0	0	0	0	0	0	0	0	0	0	0	W	41-31	
10/10	Raiders	S	3	2	1	0.0	0.0	0	0	0	0	0	0	0	0	0	0	0	0	0	0	0	0	0	0	W	30-29	
10/16	Bills	S	2	0	2	0.0	0.0	0	0	0	0	0	0	0	0	0	0	0	0	0	0	0	0	0	0	L	20-24	
10/23	at 49ers	S	1	1	0	0.0	0.0	0	0	0	0	0	0	0	0	0	0	0	0	0	0	0	0	0	0	W	44-23	
11/06	Titans	S	2	1	1	0.0	0.0	0	0	0	0	0	0	0	0	0	0	0	0	0	0	0	0	0	0	W	20-17+	
11/13	Jaguars	P	2	1	1	1.0	1.0	1	1	1	0	0	0	0	0	0	0	0	0	0	0	0	0	0	0	W	27-17	
11/20	at Chargers	S	2	0	2	0.0	0.0	0	0	1	0	0	0	0	0	0	0	0	0	0	0	0	0	0	0	W	30-27	
11/27	Rams	P	0	0	0	0.0	0.0	0	0	0	0	0	0	0	0	0	0	0	0	1	0	1	0	0	0	W	26-10	
12/04	at Bengals	P	0	0	0	0.0	0.0	0	0	0	0	0	0	0	0	0	0	0	0	1	1	0	0	0	0	L	24-27	
12/11	at Broncos	S	2	1	1	0.0	0.0	0	0	0	0	0	0	0	0	0	0	0	0	0	0	0	0	0	0	W	34-28	
12/18	at Texans	P	5	4	1	0.0	0.0	1	1	0	0	0	0	0	0	0	0	0	0	0	0	0	0	0	0	W	30-24+	
12/24	Seahawks	S	1	0	1	0.0	0.0	0	0	0	0	0	0	0	0	0	0	0	0	1	1	0	0	0	0	W	24-10	
01/01	Broncos	P	3	1	2	0.0	0.0	0	0	0	0	0	0	0	0	0	0	0	0	2	1	1	0	0	0	W	27-24	
01/07	at Raiders	S	4	4	0	0.0	0.0	1	1	0	0	0	0	0	0	0	0	0	0	1	0	1	0	0	0	W	31-13	
<b>2022 TOTALS</b>			<b>17-8</b>	<b>29</b>	<b>16</b>	<b>13</b>	<b>1.0</b>	<b>1.0</b>	<b>3</b>	<b>3</b>	<b>3</b>	<b>0</b>	<b>0</b>	<b>0</b>	<b>0</b>	<b>0</b>	<b>0</b>	<b>0</b>	<b>0</b>	<b>0</b>	<b>0</b>	<b>0</b>	<b>0</b>	<b>0</b>	<b>0</b>	<b>14-3</b>		

+ - Overtime



2023 GAME-BY-GAME REGULAR-SEASON STATISTICS (CHIEFS)

Table with columns: DATE, OPPONENT, P/S, TACKLES (TK, S, A, SK, YDS, TFL, YDS, QBH), INTERCEPTIONS (NO, YDS, LG, TD, PD), O. FUMB (FF, FR, TD, YDS), ST (TK, S, A, FF, FR), MISC (S, A), W/L, SCORE. Includes a 2023 TOTALS row.

2024 GAME-BY-GAME REGULAR-SEASON STATISTICS (CHIEFS)

Table with columns: DATE, OPPONENT, P/S, TACKLES (TK, S, A, SK, YDS, TFL, YDS, QBH), INTERCEPTIONS (NO, YDS, LG, TD, PD), O. FUMB (FF, FR, TD, YDS), ST (TK, S, A, FF, FR), MISC (S, A), W/L, SCORE. Includes a 2024 TOTALS row.

+ - Overtime

2022 GAME-BY-GAME POSTSEASON STATISTICS (CHIEFS)

Table with columns: DATE, OPPONENT, P/S, TACKLES (TK, S, A, SK, YDS, TFL, YDS, QBH), INTERCEPTIONS (NO, YDS, LG, TD, PD), O. FUMB (FF, FR, TD, YDS), ST (TK, S, A, FF, FR), MISC (S, A), W/L, SCORE. Includes a 2022 TOTALS row.

2023 GAME-BY-GAME POSTSEASON STATISTICS (CHIEFS)

Table with columns: DATE, OPPONENT, P/S, TACKLES (TK, S, A, SK, YDS, TFL, YDS, QBH), INTERCEPTIONS (NO, YDS, LG, TD, PD), O. FUMB (FF, FR, TD, YDS), ST (TK, S, A, FF, FR), MISC (S, A), W/L, SCORE. Includes a 2023 TOTALS row.

+ - Overtime







# JACK COCHRANE



**LINEBACKER #43**  
**SOUTH DAKOTA**

**3<sup>RD</sup>** YEAR IN THE NFL

**3<sup>RD</sup>** YEAR WITH THE CHIEFS

**HEIGHT:** 6'3"  
**WEIGHT:** 236 LBS  
**DRAFTED:** CFA-22  
**BIRTHDAY:** 2/9/99

- 👁️ Cochrane enters his third season with the Chiefs in 2024.
- 👁️ Originally entered the NFL as an undrafted free agent with the Kansas City Chiefs in 2022.

Re-signed with Kansas City (3/11/24) ... Signed to Kansas City's active roster (9/13/23) ... Signed with Kansas City's practice squad (8/31/22) ... Released by Kansas City (8/30/22) ... Originally entered the NFL as an undrafted free agent with the Kansas City Chiefs in 2022.

### Transactions:

### COLLEGE

Played five seasons at South Dakota (2017-21) ... Played 46 games, logging 326 tackles (179 solo), including 5.0 sacks (-26.0 yards), six interceptions returned for 71 yards, 10 passes defended, three forced fumbles and three fumble recoveries ... Named a team captain as a junior and senior, as well as FCS ADA Academic All-Star.

### PERSONAL

- 👁️ Two-time first-team all-state performer for Mount Vernon who led the Mustangs to a state runner-up finish in 2015 and a trip back to the state semifinals in 2016.
- 👁️ School's all-time scoring leader with 406 points.
- 👁️ Totaled 2,505 yards rushing with 52 touchdowns and had 1,110 yards receiving with 14 touchdowns.
- 👁️ Was also one of the team's top defenders, finished high school career with 218 tackles, 7.0 sacks and seven interceptions.
- 👁️ Returned kicks and punts.
- 👁️ National Honor Society member.
- 👁️ Also competed in wrestling, baseball and track and field for the Mustangs.

### JACK COCHRANE'S NFL REGULAR SEASON DEFENSIVE STATISTICS

DATE	TEAM	GP	GS	TACKLES							INTERCEPTIONS					O. FUMB				ST				MISC							
				TK	S	A	TFL	YDS	SK	YDS	QBH	NO	YDS	LG	TD	PD	FF	FR	TD	YDS	TK	S	A	FF	FR	S	A				
2022	Chiefs	15	0	0	0	0	0	0	0	0.0	0.0	0	0	0	0	0	0	0	0	0	0	0	0	0	9	5	4	0	0	0	0
2023	Chiefs	17	1	23	17	6	2	0	0.0	0.0	0	0	0	0	0	1	0	0	0	0	0	0	0	5	4	1	0	0	0	0	
2024	Chiefs	12	0	1	0	1	0	0	0.0	0.0	0	0	0	0	0	0	0	0	0	0	0	0	0	2	2	0	0	0	0	0	
<b>NFL TOTALS</b>		<b>44</b>	<b>1</b>	<b>24</b>	<b>17</b>	<b>7</b>	<b>2</b>	<b>0</b>	<b>0.0</b>	<b>0.0</b>	<b>0</b>	<b>0</b>	<b>0</b>	<b>0</b>	<b>0</b>	<b>1</b>	<b>0</b>	<b>0</b>	<b>0</b>	<b>0</b>	<b>0</b>	<b>0</b>	<b>0</b>	<b>16</b>	<b>11</b>	<b>5</b>	<b>0</b>	<b>0</b>	<b>0</b>	<b>0</b>	

### JACK COCHRANE'S NFL POSTSEASON DEFENSIVE STATISTICS

DATE	TEAM	GP	GS	TACKLES							INTERCEPTIONS					O. FUMB				ST				MISC						
				TK	S	A	TFL	YDS	SK	YDS	QBH	NO	YDS	LG	TD	PD	FF	FR	TD	YDS	TK	S	A	FF	FR	S	A			
2022	Chiefs	3	0	0	0	0	0	0	0	0.0	0.0	0	0	0	0	0	0	0	0	0	0	0	0	1	0	1	0	0	0	0
2023	Chiefs	4	0	0	0	0	0	0	0	0.0	0.0	0	0	0	0	0	0	0	0	0	0	0	0	0	0	0	0	0	0	0
<b>NFL TOTALS</b>		<b>7</b>	<b>0</b>	<b>0</b>	<b>0</b>	<b>0</b>	<b>0</b>	<b>0</b>	<b>0</b>	<b>0.0</b>	<b>0.0</b>	<b>0</b>	<b>0</b>	<b>0</b>	<b>0</b>	<b>0</b>	<b>0</b>	<b>0</b>	<b>0</b>	<b>0</b>	<b>0</b>	<b>0</b>	<b>0</b>	<b>1</b>	<b>0</b>	<b>1</b>	<b>0</b>	<b>0</b>	<b>0</b>	<b>0</b>



SINGLE-GAME HIGHS: DEFENSIVE

Total Tackles 8 at L.A. Chargers, Jan 07, 2024  
7 at Green Bay, Dec 03, 2023  
4 at Denver, Oct 29, 2023  
3 vs. Chicago, Sep 24, 2023  
1 vs. Buffalo, Dec 10, 2023  
Solo Tackles 7 at L.A. Chargers, Jan 07, 2024  
7 at Green Bay, Dec 03, 2023  
2 at Denver, Oct 29, 2023  
1 vs. Chicago, Sep 24, 2023  
Passes Defensed 1 at Denver, Oct 29, 2023

Tackles For Loss 2 at Green Bay, Dec 03, 2023  
Special Teams Tackles 2 vs. Buffalo, Dec 10, 2023  
2 vs. Buffalo, Oct 16, 2022  
1 at Las Vegas, Nov 26, 2023  
1 vs. Denver, Oct 12, 2023  
...8 more at 1.

SINGLE-GAME HIGHS - POSTSEASON: DEFENSIVE

Special Teams Tackles 1 at Philadelphia, Feb 12, 2023

2022 GAME-BY-GAME REGULAR-SEASON STATISTICS (CHIEFS)

Table with columns: DATE, OPPONENT, P/S, TACKLES (TK, S, A, SK, YDS, TFL, YDS, QBH), INTERCEPTIONS (NO, YDS, LG, TD, PD), O. FUMB (FF, FR, TD, YDS), ST (TK, S, A, FF, FR), MISC (S, A), W/L, SCORE. Includes rows for all 17 regular season games and a 2022 TOTALS row.

+ - Overtime

2023 GAME-BY-GAME REGULAR-SEASON STATISTICS (CHIEFS)

Table with columns: DATE, OPPONENT, P/S, TACKLES (TK, S, A, SK, YDS, TFL, YDS, QBH), INTERCEPTIONS (NO, YDS, LG, TD, PD), O. FUMB (FF, FR, TD, YDS), ST (TK, S, A, FF, FR), MISC (S, A), W/L, SCORE. Includes rows for all 17 regular season games and a 2023 TOTALS row.



2024 GAME-BY-GAME REGULAR-SEASON STATISTICS (CHIEFS)

DATE	OPPONENT	P/S	TACKLES							INTERCEPTIONS					O. FUMB				ST				MISC		W/L	SCORE		
			TK	S	A	SK	YDS	TFL	YDS	QBH	NO	YDS	LG	TD	PD	FF	FR	TD	YDS	TK	S	A	FF	FR			S	A
09/05	Ravens	P	0	0	0	0.0	0.0	0	0	0	0	0	0	0	0	0	0	0	0	0	0	0	0	0	0	0	W	27-20
09/15	Bengals	P	0	0	0	0.0	0.0	0	0	0	0	0	0	0	0	0	0	0	0	0	0	0	0	0	0	W	26-25	
09/22	at Falcons	P	1	0	1	0.0	0.0	0	0	0	0	0	0	0	0	0	0	0	0	0	0	0	0	0	0	W	22-17	
09/29	at Chargers	P	0	0	0	0.0	0.0	0	0	0	0	0	0	0	0	0	0	0	0	0	0	0	0	0	0	W	17-10	
10/07	Saints	P	0	0	0	0.0	0.0	0	0	0	0	0	0	0	0	0	0	0	0	0	0	0	0	0	0	W	26-13	
10/20	at 49ers	P	0	0	0	0.0	0.0	0	0	0	0	0	0	0	0	0	0	0	0	0	0	0	0	0	0	W	28-18	
10/27	at Raiders	P	0	0	0	0.0	0.0	0	0	0	0	0	0	0	0	0	0	0	0	0	0	0	0	0	0	W	27-20	
11/04	Buccaneers	P	0	0	0	0.0	0.0	0	0	0	0	0	0	0	0	0	0	0	0	0	0	0	0	0	0	W	30-24+	
11/10	Broncos	P	0	0	0	0.0	0.0	0	0	0	0	0	0	0	0	0	0	0	0	0	0	0	0	0	0	W	16-14	
11/17	at Bills	P	0	0	0	0.0	0.0	0	0	0	0	0	0	0	0	0	0	0	0	0	0	0	0	0	0	L	21-30	
11/24	at Panthers	P	0	0	0	0.0	0.0	0	0	0	0	0	0	0	0	0	0	0	0	0	0	0	0	0	0	W	30-27	
11/29	Raiders	P	0	0	0	0.0	0.0	0	0	0	0	0	0	0	0	0	0	0	0	0	0	0	0	0	0	W	19-17	
<b>2024 TOTALS</b>		<b>12-0</b>	<b>1</b>	<b>0</b>	<b>1</b>	<b>0.0</b>	<b>0.0</b>	<b>0</b>	<b>0</b>	<b>0</b>	<b>0</b>	<b>0</b>	<b>0</b>	<b>0</b>	<b>0</b>	<b>0</b>	<b>0</b>	<b>0</b>	<b>0</b>	<b>0</b>	<b>0</b>	<b>0</b>	<b>0</b>	<b>0</b>	<b>0</b>	<b>11-1</b>		

+ - Overtime

2022 GAME-BY-GAME POSTSEASON STATISTICS (CHIEFS)

DATE	OPPONENT	P/S	TACKLES							INTERCEPTIONS					O. FUMB				ST				MISC		W/L	SCORE	
			TK	S	A	SK	YDS	TFL	YDS	QBH	NO	YDS	LG	TD	PD	FF	FR	TD	YDS	TK	S	A	FF	FR			S
01/21	Jaguars	P	0	0	0	0.0	0.0	0	0	0	0	0	0	0	0	0	0	0	0	0	0	0	0	0	0	W	27-20
01/29	Bengals	P	0	0	0	0.0	0.0	0	0	0	0	0	0	0	0	0	0	0	0	0	0	0	0	0	0	W	23-20
02/12	at Eagles	P	0	0	0	0.0	0.0	0	0	0	0	0	0	0	0	0	0	0	0	0	0	0	0	0	0	W	38-35
<b>2022 TOTALS</b>		<b>3-0</b>	<b>0</b>	<b>0</b>	<b>0</b>	<b>0.0</b>	<b>0.0</b>	<b>0</b>	<b>0</b>	<b>0</b>	<b>0</b>	<b>0</b>	<b>0</b>	<b>0</b>	<b>0</b>	<b>0</b>	<b>0</b>	<b>0</b>	<b>0</b>	<b>0</b>	<b>0</b>	<b>0</b>	<b>0</b>	<b>0</b>	<b>0</b>	<b>3-0</b>	

2023 GAME-BY-GAME POSTSEASON STATISTICS (CHIEFS)


DATE	OPPONENT	P/S	TACKLES							INTERCEPTIONS					O. FUMB				ST				MISC		W/L	SCORE	
			TK	S	A	SK	YDS	TFL	YDS	QBH	NO	YDS	LG	TD	PD	FF	FR	TD	YDS	TK	S	A	FF	FR			S
01/13	Dolphins	P	0	0	0	0.0	0.0	0	0	0	0	0	0	0	0	0	0	0	0	0	0	0	0	0	0	W	26-7
01/21	at Bills	P	0	0	0	0.0	0.0	0	0	0	0	0	0	0	0	0	0	0	0	0	0	0	0	0	0	W	27-24
01/28	at Ravens	P	0	0	0	0.0	0.0	0	0	0	0	0	0	0	0	0	0	0	0	0	0	0	0	0	0	W	17-10
02/11	49ers	P	0	0	0	0.0	0.0	0	0	0	0	0	0	0	0	0	0	0	0	0	0	0	0	0	0	W	25-22+
<b>2023 TOTALS</b>		<b>4-0</b>	<b>0</b>	<b>0</b>	<b>0</b>	<b>0.0</b>	<b>0.0</b>	<b>0</b>	<b>0</b>	<b>0</b>	<b>0</b>	<b>0</b>	<b>0</b>	<b>0</b>	<b>0</b>	<b>0</b>	<b>0</b>	<b>0</b>	<b>0</b>	<b>0</b>	<b>0</b>	<b>0</b>	<b>0</b>	<b>0</b>	<b>0</b>	<b>4-0</b>	

+ - Overtime





# CHAMARRI CONNER



**DEFENSIVE BACK #27**  
**VIRGINIA TECH**

**2ND** YEAR IN THE NFL

**2ND** YEAR WITH THE CHIEFS

**HEIGHT:** 6'0"  
**WEIGHT:** 202 LBS  
**DRAFTED:** D4-23  
**BIRTHDAY:** 7/11/00

- Conner enters his second season with the Chiefs in 2024.
- Originally entered the NFL as a fourth-round pick (119th overall) by the Kansas City Chiefs in the 2023 NFL Draft.

**Transactions:** Originally entered the NFL as a fourth-round pick (119th overall) by the Kansas City Chiefs in the 2023 NFL Draft.

## COLLEGE

Played 61 games (57 starts) in five seasons (2018-22) for Virginia Tech ... Recorded 314 tackles (207 solo), 21 tackles for loss (-110.0 yards), 7.5 sacks (-73.0 yards), four interceptions returned for 20 yards, 23 passes defended, four forced fumbles and one blocked kick ... Finished his college career ranked 10th all-time at VT in career tackles ... Received the following awards and honors: 2022-23 Reese's Senior Bowl selection, 2021 All-ACC Honorable Mention (S), 2021 Phil Steele All-ACC second-team, 2021 ESPN All-ACC Midseason Team, ACC Defensive Back of the Week (Sept. 7, 2021), 2020 All-ACC Honorable Mention (CB) and 2020 Phil Steele All-ACC third-team.

## PERSONAL

- Led Trinity Christian Academy to a 9-4 record at the 5A level as a senior, following four-straight 3A titles.
- A ballhawk safety who tallied 107 tackles, including 58 solo stops, 1.5 sacks, one forced fumble and one fumble recovery under the watch of Head Coach Verlon Dorminey.
- Helped the Conquerors defense average 2.5 turnovers a game.
- Son of Charles Conner and Erica Williams.
- Has two brothers and one sister.
- Majored in criminology.

### REGULAR SEASON COMPARISON: DEFENSIVE - LOS ANGELES CHARGERS

DATE	OPP	W/L	GP/GS	TACKLES						YDS.	INT	TFL	PD	QBH	TD	MISC	
				TOT	SOLO	ASST	SACK	FF	FR								
10/22/23	KC vs. LAC	W	P	0	0	0	0.0	0.0	0	0	0	0	0	0	0	0	
1/7/24	KC @ LAC	W	S	7	7	0	0.0	0.0	0	0	0	0	0	0	0	0	
9/29/24	KC @ LAC	W	P	3	3	0	0.0	0.0	0	0	0	0	0	0	0	0	
<b>TOTALS</b>		<b>3/0</b>	<b>3/1</b>	<b>10</b>	<b>10</b>	<b>0</b>	<b>0.0</b>	<b>0.0</b>	<b>0</b>	<b>0</b>	<b>0</b>	<b>0</b>	<b>0</b>	<b>0</b>	<b>0</b>	<b>0</b>	

### CHAMARRI CONNER'S NFL REGULAR SEASON DEFENSIVE STATISTICS

DATE	TEAM	GP	GS	TACKLES						QBH	INTERCEPTIONS					O. FUMB				ST			MISC				
				TK	S	A	TFL	YDS	SK		YDS	NO	YDS	LG	TD	PD	FF	FR	TD	YDS	TK	S	A	FF	FR	S	A
2023	Chiefs	17	7	28	24	4	2	5	0.0	0.0	0	1	4	4	0	1	0	0	0	0	8	7	1	0	0	0	0
2024	Chiefs	12	7	53	41	12	3	11	1.0	9.0	3	2	32	29	0	4	0	1	1	38	6	4	2	1	0	0	0
<b>NFL TOTALS</b>		<b>29</b>	<b>14</b>	<b>81</b>	<b>65</b>	<b>16</b>	<b>5</b>	<b>16</b>	<b>1.0</b>	<b>9.0</b>	<b>3</b>	<b>3</b>	<b>36</b>	<b>29</b>	<b>0</b>	<b>5</b>	<b>0</b>	<b>1</b>	<b>1</b>	<b>38</b>	<b>14</b>	<b>11</b>	<b>3</b>	<b>1</b>	<b>0</b>	<b>0</b>	<b>0</b>

### CHAMARRI CONNER'S NFL POSTSEASON DEFENSIVE STATISTICS

DATE	TEAM	GP	GS	TACKLES						QBH	INTERCEPTIONS					O. FUMB				ST			MISC				
				TK	S	A	TFL	YDS	SK		YDS	NO	YDS	LG	TD	PD	FF	FR	TD	YDS	TK	S	A	FF	FR	S	A
2023	Chiefs	4	1	15	10	5	0	0	0.0	0.0	0	0	0	0	0	0	1	0	0	0	1	1	0	0	0	0	0
<b>NFL TOTALS</b>		<b>4</b>	<b>1</b>	<b>15</b>	<b>10</b>	<b>5</b>	<b>0</b>	<b>0</b>	<b>0.0</b>	<b>0.0</b>	<b>0</b>	<b>0</b>	<b>0</b>	<b>0</b>	<b>0</b>	<b>0</b>	<b>1</b>	<b>0</b>	<b>0</b>	<b>0</b>	<b>1</b>	<b>1</b>	<b>0</b>	<b>0</b>	<b>0</b>	<b>0</b>	<b>0</b>



SINGLE-GAME HIGHS: DEFENSIVE

<b>Total Tackles</b>	10 at Atlanta, Sep 22, 2024 7 at Buffalo, Nov 17, 2024 7 at L.A. Chargers, Jan 07, 2024 6 vs. Baltimore, Sep 05, 2024 5 vs. Denver, Nov 10, 2024	<b>Interceptions</b>	1 at Buffalo, Nov 17, 2024 1 at Atlanta, Sep 22, 2024 1 vs. Buffalo, Dec 10, 2023
<b>Solo Tackles</b>	7 at Buffalo, Nov 17, 2024 7 at L.A. Chargers, Jan 07, 2024 6 vs. Baltimore, Sep 05, 2024 5 at Atlanta, Sep 22, 2024 4 vs. Denver, Nov 10, 2024	<b>Interception Return Yards</b>	4 vs. Buffalo, Dec 10, 2023
<b>Sacks</b>	1.0 vs. Cincinnati, Sep 15, 2024	<b>Special Teams Tackles</b>	3 vs. Las Vegas, Nov 29, 2024 2 vs. Cincinnati, Sep 15, 2024 1 at Buffalo, Nov 17, 2024 1 at L.A. Chargers, Jan 07, 2024 1 at New England, Dec 17, 2023 ...6 more at 1.
<b>Passes Defensed</b>	2 at Atlanta, Sep 22, 2024 1 at Buffalo, Nov 17, 2024 1 vs. Tampa Bay, Nov 04, 2024 1 vs. Buffalo, Dec 10, 2023	<b>Special Teams Forced Fumbles</b>	1 vs. Las Vegas, Nov 29, 2024
<b>Fumble Recoveries</b>	1 vs. Cincinnati, Sep 15, 2024	<b>Longest Opp Fumble Return</b>	38 vs. Cincinnati, Sep 15, 2024
<b>Tackles For Loss</b>	1 at Carolina, Nov 24, 2024 1 at Buffalo, Nov 17, 2024 1 vs. Cincinnati, Sep 15, 2024 ...2 more at 1.		

SINGLE-GAME HIGHS - POSTSEASON: DEFENSIVE

<b>Total Tackles</b>	10 at Buffalo, Jan 21, 2024 2 vs. San Francisco, Feb 11, 2024 2 vs. Miami, Jan 13, 2024 1 at Baltimore, Jan 28, 2024	<b>Solo Tackles</b>	8 at Buffalo, Jan 21, 2024 1 at Baltimore, Jan 28, 2024 1 vs. Miami, Jan 13, 2024
----------------------	---	---------------------	---

2023 GAME-BY-GAME REGULAR-SEASON STATISTICS (CHIEFS)

DATE	OPPONENT	P/S	TACKLES							INTERCEPTIONS					O. FUMB				ST				MISC		W/L	SCORE							
			TK	S	A	SK	YDS	TFL	YDS	QBH	NO	YDS	LG	TD	PD	FF	FR	TD	YDS	TK	S	A	FF	FR			S	A					
09/07	Lions	S	0	0	0	0.0	0.0	0	0	0	0	0	0	0	0	0	0	0	0	1	1	0	0	0	0	0	L	20-21					
09/17	at Jaguars	P	0	0	0	0.0	0.0	0	0	0	0	0	0	0	0	0	0	0	0	0	0	0	0	0	0	0	W	17-9					
09/24	Bears	S	1	0	1	0.0	0.0	0	0	0	0	0	0	0	0	0	0	0	0	0	0	0	0	0	0	0	W	41-10					
10/01	at Jets	P	2	2	0	0.0	0.0	0	0	0	0	0	0	0	0	0	0	0	0	0	0	0	0	0	0	0	W	23-20					
10/08	at Vikings	P	0	0	0	0.0	0.0	0	0	0	0	0	0	0	0	0	0	0	0	0	0	0	0	0	0	0	W	27-20					
10/12	Broncos	S	1	1	0	0.0	0.0	1	1	0	0	0	0	0	0	0	0	0	0	0	0	0	0	0	0	0	W	19-8					
10/22	Chargers	P	0	0	0	0.0	0.0	0	0	0	0	0	0	0	0	0	0	0	0	0	0	0	0	0	0	0	W	31-17					
10/29	at Broncos	P	0	0	0	0.0	0.0	0	0	0	0	0	0	0	0	0	0	0	1	1	0	0	0	0	0	0	L	9-24					
11/05	Dolphins	S	2	2	0	0.0	0.0	0	0	0	0	0	0	0	0	0	0	0	0	0	0	0	0	0	0	0	W	21-14					
11/20	Eagles	P	0	0	0	0.0	0.0	0	0	0	0	0	0	0	0	0	0	0	1	1	0	0	0	0	0	0	L	17-21					
11/26	at Raiders	P	2	2	0	0.0	0.0	0	0	0	0	0	0	0	0	0	0	0	1	1	0	0	0	0	0	0	W	31-17					
12/03	at Packers	S	2	1	1	0.0	0.0	0	0	0	0	0	0	0	0	0	0	0	1	1	0	0	0	0	0	0	L	19-27					
12/10	Bills	S	2	2	0	0.0	0.0	0	0	0	1	4	4	0	1	0	0	0	1	0	1	0	0	0	0	0	L	17-20					
12/17	at Patriots	P	3	2	1	0.0	0.0	0	0	0	0	0	0	0	0	0	0	0	1	1	0	0	0	0	0	0	W	27-17					
12/25	Raiders	P	3	3	0	0.0	0.0	1	4	0	0	0	0	0	0	0	0	0	0	0	0	0	0	0	0	0	L	14-20					
12/31	Bengals	P	3	2	1	0.0	0.0	0	0	0	0	0	0	0	0	0	0	0	0	0	0	0	0	0	0	0	W	25-17					
01/07	at Chargers	S	7	7	0	0.0	0.0	0	0	0	0	0	0	0	0	0	0	0	1	1	0	0	0	0	0	0	W	13-12					
<b>2023 TOTALS</b>			<b>17-7</b>	<b>28</b>	<b>24</b>	<b>4</b>	<b>0.0</b>	<b>0.0</b>	<b>2</b>	<b>5</b>	<b>0</b>	<b>1</b>	<b>4</b>	<b>4</b>	<b>0</b>	<b>1</b>	<b>0</b>	<b>0</b>	<b>0</b>	<b>0</b>	<b>0</b>	<b>0</b>	<b>8</b>	<b>7</b>	<b>1</b>	<b>0</b>	<b>0</b>	<b>0</b>	<b>0</b>	<b>0</b>	<b>0</b>	<b>0</b>	<b>11-6</b>

2024 GAME-BY-GAME REGULAR-SEASON STATISTICS (CHIEFS)

DATE	OPPONENT	P/S	TACKLES							INTERCEPTIONS					O. FUMB				ST				MISC		W/L	SCORE						
			TK	S	A	SK	YDS	TFL	YDS	QBH	NO	YDS	LG	TD	PD	FF	FR	TD	YDS	TK	S	A	FF	FR			S	A				
09/05	Ravens	P	6	6	0	0.0	0.0	0	0	0	0	0	0	0	0	0	0	0	0	0	0	0	0	0	0	0	0	W	27-20			
09/15	Bengals	P	4	3	1	1.0	9.0	1	9	1	0	0	0	0	0	0	1	1	38	2	1	1	0	0	0	0	0	W	26-25			
09/22	at Falcons	S	10	5	5	0.0	0.0	0	0	0	1	3	3	0	2	0	0	0	0	0	0	0	0	0	0	0	0	W	22-17			
09/29	at Chargers	P	3	3	0	0.0	0.0	0	0	0	0	0	0	0	0	0	0	0	0	0	0	0	0	0	0	0	0	W	17-10			
10/07	Saints	P	3	2	1	0.0	0.0	0	0	1	0	0	0	0	0	0	0	0	0	0	0	0	0	0	0	0	0	W	26-13			
10/20	at 49ers	P	3	2	1	0.0	0.0	0	0	0	0	0	0	0	0	0	0	0	0	0	0	0	0	0	0	0	0	W	28-18			
10/27	at Raiders	S	3	2	1	0.0	0.0	0	0	0	0	0	0	0	0	0	0	0	0	0	0	0	0	0	0	0	0	W	27-20			
11/04	Buccaneers	S	1	1	0	0.0	0.0	0	0	0	0	0	0	0	1	0	0	0	0	0	0	0	0	0	0	0	0	W	30-24+			
11/10	Broncos	S	5	4	1	0.0	0.0	0	0	0	0	0	0	0	0	0	0	0	0	0	0	0	0	0	0	0	0	W	16-14			
11/17	at Bills	S	7	7	0	0.0	0.0	1	1	1	1	29	29	0	1	0	0	0	0	1	0	1	0	0	0	0	L	21-30				
11/24	at Panthers	S	4	3	1	0.0	0.0	1	1	0	0	0	0	0	0	0	0	0	0	0	0	0	0	0	0	0	W	30-27				
11/29	Raiders	S	4	3	1	0.0	0.0	0	0	0	0	0	0	0	0	0	0	0	3	3	0	1	0	0	0	0	W	19-17				
<b>2024 TOTALS</b>			<b>12-7</b>	<b>53</b>	<b>41</b>	<b>12</b>	<b>1.0</b>	<b>9.0</b>	<b>3</b>	<b>11</b>	<b>3</b>	<b>2</b>	<b>32</b>	<b>29</b>	<b>0</b>	<b>4</b>	<b>0</b>	<b>1</b>	<b>1</b>	<b>38</b>	<b>6</b>	<b>4</b>	<b>2</b>	<b>1</b>	<b>0</b>	<b>0</b>	<b>0</b>	<b>0</b>	<b>0</b>	<b>0</b>	<b>0</b>	<b>11-1</b>

+ - Overtime



2023 GAME-BY-GAME POSTSEASON STATISTICS (CHIEFS)


DATE	OPPONENT	P/S	TACKLES							INTERCEPTIONS					O. FUMB				ST				MISC		SCORE			
			TK	S	A	SK	YDS	TFL	YDS	QBH	NO	YDS	LG	TD	PD	FF	FR	TD	YDS	TK	S	A	FF	FR		S	A	W/L
01/13	Dolphins	P	2	1	1	0.0	0.0	0	0	0	0	0	0	0	0	0	0	0	0	0	0	0	0	0	0	0	W	26-7
01/21	at Bills	S	10	8	2	0.0	0.0	0	0	0	0	0	0	0	0	1	0	0	0	0	0	0	0	0	0	W	27-24	
01/28	at Ravens	P	1	1	0	0.0	0.0	0	0	0	0	0	0	0	0	0	0	0	0	1	1	0	0	0	0	W	17-10	
02/11	49ers	P	2	0	2	0.0	0.0	0	0	0	0	0	0	0	0	0	0	0	0	0	0	0	0	0	0	W	25-22+	
<b>2023 TOTALS</b>		<b>4-1</b>	<b>15</b>	<b>10</b>	<b>5</b>	<b>0.0</b>	<b>0.0</b>	<b>0</b>	<b>0</b>	<b>0</b>	<b>0</b>	<b>0</b>	<b>0</b>	<b>0</b>	<b>0</b>	<b>1</b>	<b>0</b>	<b>0</b>	<b>0</b>	<b>1</b>	<b>1</b>	<b>0</b>	<b>0</b>	<b>0</b>	<b>0</b>	<b>4-0</b>		

+ - Overtime





# BRYAN COOK



**SAFETY #6**  
**CINCINNATI**

**3<sup>RD</sup>** YEAR IN THE NFL

**3<sup>RD</sup>** YEAR WITH THE CHIEFS

**HEIGHT:** 6'1"  
**WEIGHT:** 206 LBS  
**DRAFTED:** D2B-22  
**BIRTHDAY:** 9/7/99

- 👁️ Cook enters his third season with the Chiefs in 2024.
- 👁️ Originally entered the NFL as the second of two second-round picks (62nd overall) by the Kansas City Chiefs in the 2022 NFL Draft.

### Transactions:

Originally entered the NFL the second of two second-round picks (62nd overall) by the Kansas City Chiefs in the 2022 NFL Draft.

### COLLEGE

Reese's Senior Bowl invitee who had a breakout senior campaign after UC became the first non-Power 5 school to play in the College Football Playoffs in 2020 ... All-AAC first-team selection in 2021 ... Played first two seasons at Howard (2017-18) before transferring back home to Cincinnati and sitting out the 2019 season per NCAA rules ... Totaled 93 tackles, including six for loss, with 13 pass breakups for Cincinnati ... Helped UC to rank first in the country in pass efficiency defense (103.37), second in passing yards allowed (169.2), third in interceptions (19) and fourth in opponent completion percentage (54.0) ... Collected CoSIDA Academic All-America second-team honors ... In 2020, he made two starts and played in all 10 games during his first full season at UC ... Totaled 26 tackles, including 19 solo stops, along with two pass break ups and a tackle for a loss ... In 2019, sat out 13 games due to NCAA transfer regulations ... Made his UC debut in the TicketSmarter Birmingham Bowl, recording a pair of tackles on special teams ... Named to the 2019 AAC All-Academic Team ... Played in 21 games at Howard University from 2017-18 ... Totaled 94 tackles, including 73 solo stops ... Also had 17 passes defensed, five tackles for a loss, five interceptions with one returned for a 41-yard TD, two forced fumbles and a pair of fumble recoveries.

### PERSONAL

- 👁️ Prepped for coach Arvie Crouch at Mount Healthy High School.
- 👁️ Earned Honorable Mention *Associated Press* All-Southwest District honors and first-team All-Southwest Ohio Conference accolades in 2016.
- 👁️ Part of SWOC Championship teams in 2014 and 2015.
- 👁️ Totaled 35 tackles, three interceptions, and a fumble recovery over nine games in 2016.
- 👁️ On offense, had four receptions for 110 yards and three TDs.
- 👁️ Totaled a season-best 10 stops and an interception at Harrison.
- 👁️ Tabbed for the SWOC Sportsmanship Award in 2015.

### BRYAN COOK'S NFL REGULAR SEASON DEFENSIVE STATISTICS

DATE	TEAM	GP	GS	TACKLES							INTERCEPTIONS					O. FUMB				ST			MISC				
				TK	S	A	TFL	YDS	SK	YDS	QBH	NO	YDS	LG	TD	PD	FF	FR	TD	YDS	TK	S	A	FF	FR	S	A
2022	Chiefs	16	1	27	19	8	1	5	1.0	5.0	2	0	0	0	0	2	0	0	0	0	6	3	3	0	0	0	0
2023	Chiefs	12	12	42	26	16	1	0	0.0	0.0	0	1	9	9	0	2	0	2	1	59	0	0	0	0	0	0	0
2024	Chiefs	12	12	60	43	17	0	0	0.0	0.0	0	1	0	0	0	4	0	0	0	0	0	0	0	0	0	0	0
<b>NFL TOTALS</b>		<b>40</b>	<b>25</b>	<b>129</b>	<b>88</b>	<b>41</b>	<b>2</b>	<b>5</b>	<b>1.0</b>	<b>5.0</b>	<b>2</b>	<b>2</b>	<b>9</b>	<b>9</b>	<b>0</b>	<b>8</b>	<b>0</b>	<b>2</b>	<b>1</b>	<b>59</b>	<b>6</b>	<b>3</b>	<b>3</b>	<b>0</b>	<b>0</b>	<b>0</b>	<b>0</b>

### BRYAN COOK'S NFL POSTSEASON DEFENSIVE STATISTICS

DATE	TEAM	GP	GS	TACKLES							INTERCEPTIONS					O. FUMB				ST			MISC				
				TK	S	A	TFL	YDS	SK	YDS	QBH	NO	YDS	LG	TD	PD	FF	FR	TD	YDS	TK	S	A	FF	FR	S	A
2022	Chiefs	3	0	6	6	0	0	0	0.0	0.0	0	0	0	0	0	1	0	0	0	0	0	0	0	0	0	0	0
2023	Chiefs	0	0	0	0	0	0	0	0.0	0.0	0	0	0	0	0	0	0	0	0	0	0	0	0	0	0	0	0
<b>NFL TOTALS</b>		<b>3</b>	<b>0</b>	<b>6</b>	<b>6</b>	<b>0</b>	<b>0</b>	<b>0</b>	<b>0.0</b>	<b>0.0</b>	<b>0</b>	<b>0</b>	<b>0</b>	<b>0</b>	<b>0</b>	<b>1</b>	<b>0</b>	<b>0</b>	<b>0</b>	<b>0</b>	<b>0</b>	<b>0</b>	<b>0</b>	<b>0</b>	<b>0</b>	<b>0</b>	<b>0</b>



SINGLE-GAME HIGHS: DEFENSIVE

<b>Total Tackles</b>	8 at Atlanta, Sep 22, 2024 7 at Carolina, Nov 24, 2024 7 at Green Bay, Dec 03, 2023 7 vs. Detroit, Sep 07, 2023 6 vs. Las Vegas, Nov 29, 2024 ...2 more at 6.	<b>Interceptions</b>	1 vs. New Orleans, Oct 07, 2024 1 vs. L.A. Chargers, Oct 22, 2023
<b>Solo Tackles</b>	6 at Atlanta, Sep 22, 2024 6 at Green Bay, Dec 03, 2023 5 vs. Baltimore, Sep 05, 2024 4 vs. Las Vegas, Nov 29, 2024 4 vs. Tampa Bay, Nov 04, 2024 ...3 more at 4.	<b>Interception Return Yards</b>	9 vs. L.A. Chargers, Oct 22, 2023
<b>Passes Defensed</b>	2 vs. New Orleans, Oct 07, 2024 1 at Atlanta, Sep 22, 2024 1 vs. Cincinnati, Sep 15, 2024 1 vs. L.A. Chargers, Oct 22, 2023 ...3 more at 1.	<b>Special Teams Tackles</b>	2 vs. Jacksonville, Nov 13, 2022 2 vs. Tennessee, Nov 06, 2022 1 at Denver, Dec 11, 2022 1 at San Francisco, Oct 23, 2022
<b>Fumble Recoveries</b>	1 vs. Detroit, Sep 07, 2023	<b>Longest Opp Fumble Return</b>	59 vs. Miami, Nov 05, 2023
<b>Tackles For Loss</b>	1 at Minnesota, Oct 08, 2023 1 vs. L.A. Rams, Nov 27, 2022		

SINGLE-GAME HIGHS - POSTSEASON: DEFENSIVE

<b>Total Tackles</b>	4 vs. Cincinnati, Jan 29, 2023	<b>Passes Defensed</b>	1 vs. Cincinnati, Jan 29, 2023
<b>Solo Tackles</b>	1 vs. Jacksonville, Jan 21, 2023 4 vs. Cincinnati, Jan 29, 2023 1 vs. Jacksonville, Jan 21, 2023		

2022 GAME-BY-GAME REGULAR-SEASON STATISTICS (CHIEFS)

DATE	OPPONENT	P/S	TACKLES							INTERCEPTIONS					O. FUMB				ST					MISC		W/L	SCORE
			TK	S	A	SK	YDS	TFL	YDS	QBH	NO	YDS	LG	TD	PD	FF	FR	TD	YDS	TK	S	A	FF	FR	S		
09/11	at Cardinals	P	1	1	0	0.0	0.0	0	0	0	0	0	0	0	0	0	0	0	0	0	0	0	0	0	0	W	44-21
09/15	Chargers	P	1	1	0	0.0	0.0	0	0	0	0	0	0	0	0	0	0	0	0	0	0	0	0	0	0	W	27-24
09/25	at Colts	P	1	0	1	0.0	0.0	0	0	0	0	0	0	0	0	0	0	0	0	0	0	0	0	0	0	L	17-20
10/02	at Buccaneers	P	5	2	3	0.0	0.0	0	0	1	0	0	0	0	1	0	0	0	0	0	0	0	0	0	0	W	41-31
10/10	Raiders	P	2	0	2	0.0	0.0	0	0	0	0	0	0	0	0	0	0	0	0	0	0	0	0	0	0	W	30-29
10/16	Bills		INACTIVE																			L	20-24				
10/23	at 49ers	P	0	0	0	0.0	0.0	0	0	0	0	0	0	0	0	0	0	0	1	1	0	0	0	0	0	W	44-23
11/06	Titans	P	1	1	0	0.0	0.0	0	0	0	0	0	0	0	0	0	0	0	2	1	1	0	0	0	0	W	20-17+
11/13	Jaguars	P	2	2	0	0.0	0.0	0	0	0	0	0	0	0	0	0	0	0	2	1	1	0	0	0	0	W	27-17
11/20	at Chargers	P	3	3	0	0.0	0.0	0	0	0	0	0	0	0	0	0	0	0	0	0	0	0	0	0	0	W	30-27
11/27	Rams	S	2	2	0	1.0	5.0	1	5	0	0	0	0	0	0	0	0	0	0	0	0	0	0	0	0	W	26-10
12/04	at Bengals	P	0	0	0	0.0	0.0	0	0	0	0	0	0	0	0	0	0	0	0	0	0	0	0	0	0	L	24-27
12/11	at Broncos	P	1	1	0	0.0	0.0	0	0	0	0	0	0	0	0	0	0	0	1	0	1	0	0	0	0	W	34-28
12/18	at Texans	P	1	1	0	0.0	0.0	0	0	0	0	0	0	0	0	0	0	0	0	0	0	0	0	0	0	W	30-24+
12/24	Seahawks	P	4	3	1	0.0	0.0	0	0	1	0	0	0	0	0	0	0	0	0	0	0	0	0	0	0	W	24-10
01/01	Broncos	P	2	1	1	0.0	0.0	0	0	0	0	0	0	0	1	0	0	0	0	0	0	0	0	0	0	W	27-24
01/07	at Raiders	P	1	1	0	0.0	0.0	0	0	0	0	0	0	0	0	0	0	0	0	0	0	0	0	0	0	W	31-13
<b>2022 TOTALS</b>		<b>16-1</b>	<b>27</b>	<b>19</b>	<b>8</b>	<b>1.0</b>	<b>5.0</b>	<b>1</b>	<b>5</b>	<b>2</b>	<b>0</b>	<b>0</b>	<b>0</b>	<b>0</b>	<b>2</b>	<b>0</b>	<b>0</b>	<b>0</b>	<b>0</b>	<b>6</b>	<b>3</b>	<b>3</b>	<b>0</b>	<b>0</b>	<b>0</b>	<b>0</b>	<b>14-3</b>

+ - Overtime

2023 GAME-BY-GAME REGULAR-SEASON STATISTICS (CHIEFS)

DATE	OPPONENT	P/S	TACKLES							INTERCEPTIONS					O. FUMB				ST					MISC		W/L	SCORE
			TK	S	A	SK	YDS	TFL	YDS	QBH	NO	YDS	LG	TD	PD	FF	FR	TD	YDS	TK	S	A	FF	FR	S		
09/07	Lions	S	7	4	3	0.0	0.0	0	0	0	0	0	0	0	0	0	1	0	0	0	0	0	0	0	0	L	20-21
09/17	at Jaguars	S	2	1	1	0.0	0.0	0	0	0	0	0	0	0	1	0	0	0	0	0	0	0	0	0	0	W	17-9
09/24	Bears	S	4	3	1	0.0	0.0	0	0	0	0	0	0	0	0	0	0	0	0	0	0	0	0	0	0	W	41-10
10/01	at Jets	S	2	1	1	0.0	0.0	0	0	0	0	0	0	0	0	0	0	0	0	0	0	0	0	0	0	W	23-20
10/08	at Vikings	S	3	2	1	0.0	0.0	1	0	0	0	0	0	0	0	0	1	0	0	0	0	0	0	0	0	W	27-20
10/12	Broncos	S	2	1	1	0.0	0.0	0	0	0	0	0	0	0	0	0	0	0	0	0	0	0	0	0	0	W	19-8
10/22	Chargers	S	5	3	2	0.0	0.0	0	0	0	1	9	9	0	1	0	0	0	0	0	0	0	0	0	0	W	31-17
10/29	at Broncos	S	2	1	1	0.0	0.0	0	0	0	0	0	0	0	0	0	0	0	0	0	0	0	0	0	0	L	9-24
11/05	Dolphins	S	4	2	2	0.0	0.0	0	0	0	0	0	0	0	0	0	1	59	0	0	0	0	0	0	0	W	21-14
11/20	Eagles	S	1	0	1	0.0	0.0	0	0	0	0	0	0	0	0	0	0	0	0	0	0	0	0	0	0	L	17-21
11/26	at Raiders	S	3	2	1	0.0	0.0	0	0	0	0	0	0	0	0	0	0	0	0	0	0	0	0	0	0	W	31-17
12/03	at Packers	S	7	6	1	0.0	0.0	0	0	0	0	0	0	0	0	0	0	0	0	0	0	0	0	0	0	L	19-27
12/10	Bills		RESERVE/INJURED																			L	17-20				
12/17	at Patriots		RESERVE/INJURED																			W	27-17				
12/25	Raiders		RESERVE/INJURED																			L	14-20				
12/31	Bengals		RESERVE/INJURED																			W	25-17				
01/07	at Chargers		RESERVE/INJURED																			W	13-12				
<b>2023 TOTALS</b>		<b>12-12</b>	<b>42</b>	<b>26</b>	<b>16</b>	<b>0.0</b>	<b>0.0</b>	<b>1</b>	<b>0</b>	<b>0</b>	<b>1</b>	<b>9</b>	<b>9</b>	<b>0</b>	<b>2</b>	<b>0</b>	<b>2</b>	<b>1</b>	<b>59</b>	<b>0</b>	<b>0</b>	<b>0</b>	<b>0</b>	<b>0</b>	<b>0</b>	<b>0</b>	<b>11-6</b>





2024 GAME-BY-GAME REGULAR-SEASON STATISTICS (CHIEFS)

DATE	OPPONENT	P/S	TACKLES							INTERCEPTIONS					O. FUMB				ST				MISC		W/L	SCORE	
			TK	S	A	SK	YDS	TFL	YDS	QBH	NO	YDS	LG	TD	PD	FF	FR	TD	YDS	TK	S	A	FF	FR			S
09/05	Ravens	S	6	5	1	0.0	0.0	0	0	0	0	0	0	0	0	0	0	0	0	0	0	0	0	0	0	W	27-20
09/15	Bengals	S	5	4	1	0.0	0.0	0	0	0	0	0	0	1	0	0	0	0	0	0	0	0	0	0	W	26-25	
09/22	at Falcons	S	8	6	2	0.0	0.0	0	0	0	0	0	0	1	0	0	0	0	0	0	0	0	0	0	W	22-17	
09/29	at Chargers	S	5	4	1	0.0	0.0	0	0	0	0	0	0	0	0	0	0	0	0	0	0	0	0	0	W	17-10	
10/07	Saints	S	2	2	0	0.0	0.0	0	0	0	1	0	0	0	2	0	0	0	0	0	0	0	0	0	W	26-13	
10/20	at 49ers	S	4	3	1	0.0	0.0	0	0	0	0	0	0	0	0	0	0	0	0	0	0	0	0	0	W	28-18	
10/27	at Raiders	S	3	3	0	0.0	0.0	0	0	0	0	0	0	0	0	0	0	0	0	0	0	0	0	0	W	27-20	
11/04	Buccaneers	S	6	4	2	0.0	0.0	0	0	0	0	0	0	0	0	0	0	0	0	0	0	0	0	0	W	30-24+	
11/10	Broncos	S	4	2	2	0.0	0.0	0	0	0	0	0	0	0	0	0	0	0	0	0	0	0	0	0	W	16-14	
11/17	at Bills	S	4	3	1	0.0	0.0	0	0	0	0	0	0	0	0	0	0	0	0	0	0	0	0	0	L	21-30	
11/24	at Panthers	S	7	3	4	0.0	0.0	0	0	0	0	0	0	0	0	0	0	0	0	0	0	0	0	0	W	30-27	
11/29	Raiders	S	6	4	2	0.0	0.0	0	0	0	0	0	0	0	0	0	0	0	0	0	0	0	0	0	W	19-17	
<b>2024 TOTALS</b>		<b>12-12</b>	<b>60</b>	<b>43</b>	<b>17</b>	<b>0.0</b>	<b>0.0</b>	<b>0</b>	<b>0</b>	<b>0</b>	<b>1</b>	<b>0</b>	<b>0</b>	<b>0</b>	<b>4</b>	<b>0</b>	<b>0</b>	<b>0</b>	<b>0</b>	<b>0</b>	<b>0</b>	<b>0</b>	<b>0</b>	<b>0</b>	<b>11-1</b>		

+ - Overtime

2022 GAME-BY-GAME POSTSEASON STATISTICS (CHIEFS)

DATE	OPPONENT	P/S	TACKLES							INTERCEPTIONS					O. FUMB				ST				MISC		W/L	SCORE
			TK	S	A	SK	YDS	TFL	YDS	QBH	NO	YDS	LG	TD	PD	FF	FR	TD	YDS	TK	S	A	FF	FR		
01/21	Jaguars	P	1	1	0	0.0	0.0	0	0	0	0	0	0	0	0	0	0	0	0	0	0	0	0	0	W	27-20
01/29	Bengals	P	4	4	0	0.0	0.0	0	0	0	0	0	0	1	0	0	0	0	0	0	0	0	0	0	W	23-20
02/12	at Eagles	P	1	1	0	0.0	0.0	0	0	0	0	0	0	0	0	0	0	0	0	0	0	0	0	0	W	38-35
<b>2022 TOTALS</b>		<b>3-0</b>	<b>6</b>	<b>6</b>	<b>0</b>	<b>0.0</b>	<b>0.0</b>	<b>0</b>	<b>0</b>	<b>0</b>	<b>0</b>	<b>0</b>	<b>0</b>	<b>1</b>	<b>0</b>	<b>0</b>	<b>0</b>	<b>0</b>	<b>0</b>	<b>0</b>	<b>0</b>	<b>0</b>	<b>0</b>	<b>0</b>	<b>3-0</b>	

2023 GAME-BY-GAME POSTSEASON STATISTICS (CHIEFS)

DATE	OPPONENT	P/S	TACKLES							INTERCEPTIONS					O. FUMB				ST				MISC		W/L	SCORE
			TK	S	A	SK	YDS	TFL	YDS	QBH	NO	YDS	LG	TD	PD	FF	FR	TD	YDS	TK	S	A	FF	FR		
01/13	Dolphins																								W	26-7
01/21	at Bills																								W	27-24
01/28	at Ravens																								W	17-10
02/11	49ers																								W	25-22+
<b>2023 TOTALS</b>			<b>0</b>	<b>0</b>	<b>0</b>	<b>0.0</b>	<b>0.0</b>	<b>0</b>	<b>0</b>	<b>0</b>	<b>0</b>	<b>0</b>	<b>0</b>	<b>0</b>	<b>0</b>	<b>0</b>	<b>0</b>	<b>0</b>	<b>0</b>	<b>0</b>	<b>0</b>	<b>0</b>	<b>0</b>	<b>0</b>	<b>4-0</b>	

+ - Overtime





# MIKE DANNA



**DEFENSIVE END #51**  
**MICHIGAN**

**5TH** YEAR IN THE NFL

**5TH** YEAR WITH THE CHIEFS

**HEIGHT:** 6'2"  
**WEIGHT:** 257 LBS  
**DRAFTED:** D5-20  
**BIRTHDAY:** 12/4/97

- 👁️ Danna enters his fifth season with the Chiefs in 2024.
- 👁️ Originally entered the NFL as a fifth-round pick (177th overall) by the Kansas City Chiefs in the 2020 NFL Draft.

### Transactions:

Re-signed with Kansas City (4/10/24) ... Originally entered the NFL as a fifth-round pick (177th overall) by the Kansas City Chiefs in the 2020 NFL Draft.

### COLLEGE

Spent one season at Michigan (2019) where he appeared in all 13 games with one start along the defensive line making 38 tackles including three for loss, 3.0 sacks and one forced fumble to earn his first varsity letter at U-M ... Was on the watch list for the Hendricks Award ... Spent four seasons at Central Michigan (2015-18) where he appeared in 38 games (16 starts) tallying 151 tackles (92 solo), 28.0 tackles for loss, 15.0 sacks, one pass defended, four forced fumbles and four fumble recoveries ... As a redshirt junior at Central Michigan earned the Chippewas' Herb Deromedi Most Valuable Player Award, was named to the 2018 Pro Football Focus All-American first-team as a lineman and was named to All-Mid-American Conference first-team defense ... Redshirted as a freshman in 2015.

### PERSONAL

- 👁️ Attended Warren De La Salle Collegiate High School where he was a two-year starter and varsity letterwinner in football.
- 👁️ Led his team to the 2014 Division II state title.
- 👁️ Set school records for tackles for loss (20) and sacks (10.0) in a single season in 2014.
- 👁️ Also tallied 52 tackles in just nine games as a senior.
- 👁️ Ranked No. 15 on the Detroit Free Press Fab 50 and the Detroit News Blue Chip list.
- 👁️ Named to the Detroit Free Press, Detroit News and MLive Dream Teams in 2014.
- 👁️ Earned All-State special mention from the *Associated Press* in 2014.
- 👁️ Named to the 2014 Detroit News All-Metro East first-team.
- 👁️ Selected first-team All-Macomb County by the Macomb Daily in 2014.
- 👁️ Hometown: Detroit, Mich.

### MIKE DANNA'S NFL REGULAR SEASON DEFENSIVE STATISTICS

DATE	TEAM	GP	GS	TACKLES					INTERCEPTIONS					O. FUMB				ST				MISC				
				TK	S	A	TFL	YDS	SK	YDS	QBH	NO	YDS	LG	TD	PD	FF	FR	TD	YDS	TK	S	A	FF	FR	S
2020	Chiefs	13	1	25	16	9	4	23	2.5	22.5	6	0	0	0	0	0	0	0	0	0	0	0	0	0	0	0
2021	Chiefs	17	6	26	11	15	3	14	3.0	14.0	10	0	0	0	0	1	2	0	0	0	0	0	0	0	0	
2022	Chiefs	13	0	27	9	18	3	26	5.0	34.0	10	0	0	0	0	2	0	0	0	0	0	0	0	0	0	
2023	Chiefs	16	16	50	32	18	7	33	6.5	34.0	13	0	0	0	0	3	0	0	0	0	0	0	0	0	0	
2024	Chiefs	8	8	28	15	13	2	16	1.5	14.0	4	0	0	0	0	1	1	0	0	0	0	0	0	0	0	
<b>NFL TOTALS</b>		<b>67</b>	<b>31</b>	<b>156</b>	<b>83</b>	<b>73</b>	<b>19</b>	<b>112</b>	<b>18.5</b>	<b>118.5</b>	<b>43</b>	<b>0</b>	<b>0</b>	<b>0</b>	<b>0</b>	<b>5</b>	<b>5</b>	<b>0</b>	<b>0</b>	<b>0</b>	<b>0</b>	<b>0</b>	<b>0</b>	<b>0</b>	<b>0</b>	<b>0</b>

### MIKE DANNA'S NFL POSTSEASON DEFENSIVE STATISTICS

DATE	TEAM	GP	GS	TACKLES					INTERCEPTIONS					O. FUMB				ST				MISC				
				TK	S	A	TFL	YDS	SK	YDS	QBH	NO	YDS	LG	TD	PD	FF	FR	TD	YDS	TK	S	A	FF	FR	S
2020	Chiefs	3	0	4	1	3	0	0	0.0	0.0	0	0	0	0	0	0	0	0	0	0	0	0	0	0	0	0
2021	Chiefs	3	0	3	3	0	1	3	1.0	3.0	3	0	0	0	0	0	0	0	0	0	0	0	0	0	0	
2022	Chiefs	3	0	6	4	2	0	0	0.0	0.0	1	0	0	0	0	0	0	0	0	0	0	0	0	0	0	
2023	Chiefs	4	4	7	3	4	0	0	0.0	0.0	2	0	0	0	0	0	0	0	0	0	0	0	0	0	0	
<b>NFL TOTALS</b>		<b>13</b>	<b>4</b>	<b>20</b>	<b>11</b>	<b>9</b>	<b>1</b>	<b>3</b>	<b>1.0</b>	<b>3.0</b>	<b>6</b>	<b>0</b>	<b>0</b>	<b>0</b>	<b>0</b>	<b>0</b>	<b>0</b>	<b>0</b>	<b>0</b>	<b>0</b>	<b>0</b>	<b>0</b>	<b>0</b>	<b>0</b>	<b>0</b>	<b>0</b>



SINGLE-GAME HIGHS: DEFENSIVE

<b>Total Tackles</b>	6 vs. L.A. Chargers, Oct 22, 2023 6 vs. Detroit, Sep 07, 2023 4 vs. Las Vegas, Nov 29, 2024 4 at Carolina, Nov 24, 2024 ...13 more at 4.	<b>Passes Defensed</b>	1 at Buffalo, Nov 17, 2024 1 vs. Las Vegas, Dec 25, 2023 1 at N.Y. Jets, Oct 01, 2023 ...2 more at 1.
<b>Solo Tackles</b>	4 at Carolina, Nov 24, 2024 4 vs. L.A. Chargers, Oct 22, 2023 4 vs. Detroit, Sep 07, 2023 ...1 more at 4.	<b>Forced Fumbles</b>	2 at Las Vegas, Jan 07, 2023 1 at Carolina, Nov 24, 2024 1 at Washington, Oct 17, 2021 1 vs. L.A. Chargers, Sep 26, 2021
<b>Sacks</b>	2.0 at Las Vegas, Jan 07, 2023 2.0 at L.A. Chargers, Nov 20, 2022 2.0 at Philadelphia, Oct 03, 2021 1.0 at Carolina, Nov 24, 2024 ...10 more at 1.0.	<b>Tackles For Loss</b>	3 at Miami, Dec 13, 2020 2 at Denver, Oct 29, 2023 2 at L.A. Chargers, Nov 20, 2022 2 at Philadelphia, Oct 03, 2021 1 at Carolina, Nov 24, 2024 ...9 more at 1.

SINGLE-GAME HIGHS - POSTSEASON: DEFENSIVE

<b>Total Tackles</b>	5 vs. Cincinnati, Jan 29, 2023 3 vs. San Francisco, Feb 11, 2024 2 at Baltimore, Jan 28, 2024 2 vs. Cincinnati, Jan 30, 2022 2 vs. Cleveland, Jan 17, 2021	<b>Sacks</b>	1.0 vs. Pittsburgh, Jan 16, 2022
<b>Solo Tackles</b>	3 vs. Cincinnati, Jan 29, 2023 2 vs. Cincinnati, Jan 30, 2022 1 at Philadelphia, Feb 12, 2023 1 vs. Pittsburgh, Jan 16, 2022 1 vs. Cleveland, Jan 17, 2021	<b>Tackles For Loss</b>	1 vs. Pittsburgh, Jan 16, 2022

2020 GAME-BY-GAME REGULAR-SEASON STATISTICS (CHIEFS)

DATE	OPPONENT	P/S	TACKLES								INTERCEPTIONS					O. FUMB				ST				MISC		W/L	SCORE	
			TK	S	A	SK	YDS	TFL	YDS	QBH	NO	YDS	LG	TD	PD	FF	FR	TD	YDS	TK	S	A	FF	FR	S			A
09/10	Texans	P	3	3	0	0.0	0.0	0	0	0	0	0	0	0	0	0	0	0	0	0	0	0	0	0	0	0	W	34-20
09/20	at Chargers	P	3	1	2	1.0	14.0	1	14	1	0	0	0	0	0	0	0	0	0	0	0	0	0	0	0	W	23-20+	
09/28	at Ravens	P	1	1	0	0.0	0.0	0	0	0	0	0	0	0	0	0	0	0	0	0	0	0	0	0	0	W	34-20	
10/05	Patriots	P	0	0	0	0.0	0.0	0	0	0	0	0	0	0	0	0	0	0	0	0	0	0	0	0	0	W	26-10	
10/11	Raiders																									L	32-40	
10/19	at Bills																									W	26-17	
10/25	at Broncos																									W	43-16	
11/01	Jets	P	1	0	1	0.0	0.0	0	0	0	0	0	0	0	0	0	0	0	0	0	0	0	0	0	0	W	35-9	
11/08	Panthers	P	1	1	0	0.0	0.0	0	0	2	0	0	0	0	0	0	0	0	0	0	0	0	0	0	0	W	33-31	
11/22	at Raiders	P	3	2	1	0.0	0.0	0	0	0	0	0	0	0	0	0	0	0	0	0	0	0	0	0	0	W	35-31	
11/29	at Buccaneers	P	3	0	3	0.5	1.5	0	0	1	0	0	0	0	0	0	0	0	0	0	0	0	0	0	0	W	27-24	
12/06	Broncos	P	3	1	2	0.0	0.0	0	0	0	0	0	0	0	0	0	0	0	0	0	0	0	0	0	0	W	22-16	
12/13	at Dolphins	P	4	4	0	1.0	7.0	3	9	1	0	0	0	0	0	0	0	0	0	0	0	0	0	0	0	W	33-27	
12/20	at Saints	P	0	0	0	0.0	0.0	0	0	1	0	0	0	0	0	0	0	0	0	0	0	0	0	0	0	W	32-29	
12/27	Falcons	P	1	1	0	0.0	0.0	0	0	0	0	0	0	0	0	0	0	0	0	0	0	0	0	0	0	W	17-14	
01/03	Chargers	S	2	2	0	0.0	0.0	0	0	0	0	0	0	0	0	0	0	0	0	0	0	0	0	0	0	L	21-38	
<b>2020 TOTALS</b>			<b>13-1</b>	<b>25</b>	<b>16</b>	<b>9</b>	<b>2.5</b>	<b>22.5</b>	<b>4</b>	<b>23</b>	<b>6</b>	<b>0</b>	<b>0</b>	<b>0</b>	<b>0</b>	<b>0</b>	<b>0</b>	<b>0</b>	<b>0</b>	<b>0</b>	<b>0</b>	<b>0</b>	<b>0</b>	<b>0</b>	<b>0</b>	<b>14-2</b>		

+ - Overtime

2021 GAME-BY-GAME REGULAR-SEASON STATISTICS (CHIEFS)

DATE	OPPONENT	P/S	TACKLES								INTERCEPTIONS					O. FUMB				ST				MISC		W/L	SCORE
			TK	S	A	SK	YDS	TFL	YDS	QBH	NO	YDS	LG	TD	PD	FF	FR	TD	YDS	TK	S	A	FF	FR	S		
09/12	Browns	S	3	1	2	0.0	0.0	0	0	1	0	0	0	0	0	0	0	0	0	0	0	0	0	0	0	W	33-29
09/19	at Ravens	P	0	0	0	0.0	0.0	0	0	0	0	0	0	0	0	0	0	0	0	0	0	0	0	0	0	L	35-36
09/26	Chargers	S	2	2	0	1.0	6.0	1	6	3	0	0	0	0	0	1	0	0	0	0	0	0	0	0	0	L	24-30
10/03	at Eagles	S	4	3	1	2.0	8.0	2	8	2	0	0	0	0	0	0	0	0	0	0	0	0	0	0	0	W	42-30
10/10	Bills	S	4	1	3	0.0	0.0	0	0	1	0	0	0	0	0	0	0	0	0	0	0	0	0	0	0	L	20-38
10/17	at Football Team	S	2	1	1	0.0	0.0	0	0	0	0	0	0	0	0	1	1	0	0	0	0	0	0	0	0	W	31-13
10/24	at Titans	P	1	0	1	0.0	0.0	0	0	0	0	0	0	0	0	0	0	0	0	0	0	0	0	0	0	L	3-27
11/01	Giants	P	0	0	0	0.0	0.0	0	0	0	0	0	0	0	0	0	0	0	0	0	0	0	0	0	0	W	20-17
11/07	Packers	S	2	1	1	0.0	0.0	0	0	0	0	0	0	0	0	0	0	0	0	0	0	0	0	0	0	W	13-7
11/14	at Raiders	P	2	1	1	0.0	0.0	0	0	0	0	0	0	0	0	0	0	0	0	0	0	0	0	0	0	W	41-14
11/21	Cowboys	P	0	0	0	0.0	0.0	0	0	0	0	0	0	0	0	0	0	0	0	0	0	0	0	0	0	W	19-9
12/05	Broncos	P	2	0	2	0.0	0.0	0	0	1	0	0	0	0	0	0	0	0	0	0	0	0	0	0	0	W	22-9
12/12	Raiders	P	1	1	0	0.0	0.0	0	0	1	0	0	0	0	0	0	0	0	0	0	0	0	0	0	0	W	48-9
12/16	at Chargers	P	1	0	1	0.0	0.0	0	0	0	0	0	0	0	0	0	0	0	0	0	0	0	0	0	0	W	34-28+
12/26	Steelers	P	1	0	1	0.0	0.0	0	0	0	0	0	0	0	0	0	0	0	0	0	0	0	0	0	0	W	36-10
01/02	at Bengals	P	0	0	0	0.0	0.0	0	0	1	0	0	0	0	0	0	0	0	0	0	0	0	0	0	0	L	31-34
01/08	at Broncos	P	1	0	1	0.0	0.0	0	0	0	0	0	0	0	0	0	0	0	0	0	0	0	0	0	0	W	28-24
<b>2021 TOTALS</b>			<b>17-6</b>	<b>26</b>	<b>11</b>	<b>15</b>	<b>3.0</b>	<b>14.0</b>	<b>3</b>	<b>14</b>	<b>10</b>	<b>0</b>	<b>0</b>	<b>0</b>	<b>0</b>	<b>1</b>	<b>2</b>	<b>0</b>	<b>0</b>	<b>0</b>	<b>0</b>	<b>0</b>	<b>0</b>	<b>0</b>	<b>0</b>	<b>12-5</b>	

+ - Overtime





2021 GAME-BY-GAME POSTSEASON STATISTICS (CHIEFS)

DATE	OPPONENT	P/S	TACKLES							INTERCEPTIONS					O. FUMB				ST				MISC		SCORE					
			TK	S	A	SK	YDS	TFL	YDS	QBH	NO	YDS	LG	TD	PD	FF	FR	TD	YDS	TK	S	A	FF	FR		S	A	W/L		
01/16	Steelers	P	1	1	0	1.0	3.0	1	3	2	0	0	0	0	0	0	0	0	0	0	0	0	0	0	0	0	0	0	W	42-21
01/23	Bills	P	0	0	0	0.0	0.0	0	0	0	0	0	0	0	0	0	0	0	0	0	0	0	0	0	0	0	0	W	42-36+	
01/30	Bengals	P	2	2	0	0.0	0.0	0	0	1	0	0	0	0	0	0	0	0	0	0	0	0	0	0	0	0	L	24-27+		
<b>2021 TOTALS</b>		<b>3-0</b>	<b>3</b>	<b>3</b>	<b>0</b>	<b>1.0</b>	<b>3.0</b>	<b>1</b>	<b>3</b>	<b>3</b>	<b>0</b>	<b>0</b>	<b>0</b>	<b>0</b>	<b>0</b>	<b>0</b>	<b>0</b>	<b>0</b>	<b>0</b>	<b>0</b>	<b>0</b>	<b>0</b>	<b>0</b>	<b>0</b>	<b>0</b>	<b>0</b>	<b>2-1</b>			

+ - Overtime

2022 GAME-BY-GAME POSTSEASON STATISTICS (CHIEFS)

DATE	OPPONENT	P/S	TACKLES							INTERCEPTIONS					O. FUMB				ST				MISC		SCORE				
			TK	S	A	SK	YDS	TFL	YDS	QBH	NO	YDS	LG	TD	PD	FF	FR	TD	YDS	TK	S	A	FF	FR		S	A	W/L	
01/21	Jaguars	P	0	0	0	0.0	0.0	0	0	1	0	0	0	0	0	0	0	0	0	0	0	0	0	0	0	0	0	W	27-20
01/29	Bengals	P	5	3	2	0.0	0.0	0	0	0	0	0	0	0	0	0	0	0	0	0	0	0	0	0	0	0	W	23-20	
02/12	at Eagles	P	1	1	0	0.0	0.0	0	0	0	0	0	0	0	0	0	0	0	0	0	0	0	0	0	0	0	W	38-35	
<b>2022 TOTALS</b>		<b>3-0</b>	<b>6</b>	<b>4</b>	<b>2</b>	<b>0.0</b>	<b>0.0</b>	<b>0</b>	<b>0</b>	<b>1</b>	<b>0</b>	<b>0</b>	<b>0</b>	<b>0</b>	<b>0</b>	<b>0</b>	<b>0</b>	<b>0</b>	<b>0</b>	<b>0</b>	<b>0</b>	<b>0</b>	<b>0</b>	<b>0</b>	<b>0</b>	<b>0</b>	<b>3-0</b>		

2023 GAME-BY-GAME POSTSEASON STATISTICS (CHIEFS)

DATE	OPPONENT	P/S	TACKLES							INTERCEPTIONS					O. FUMB				ST				MISC		SCORE			
			TK	S	A	SK	YDS	TFL	YDS	QBH	NO	YDS	LG	TD	PD	FF	FR	TD	YDS	TK	S	A	FF	FR		S	A	W/L
01/13	Dolphins	S	1	0	1	0.0	0.0	0	0	0	0	0	0	0	0	0	0	0	0	0	0	0	0	0	0	0	W	26-7
01/21	at Bills	S	1	1	0	0.0	0.0	0	0	0	0	0	0	0	0	0	0	0	0	0	0	0	0	0	0	0	W	27-24
01/28	at Ravens	S	2	1	1	0.0	0.0	0	0	2	0	0	0	0	0	0	0	0	0	0	0	0	0	0	0	0	W	17-10
02/11	49ers	S	3	1	2	0.0	0.0	0	0	0	0	0	0	0	0	0	0	0	0	0	0	0	0	0	0	0	W	25-22+
<b>2023 TOTALS</b>		<b>4-4</b>	<b>7</b>	<b>3</b>	<b>4</b>	<b>0.0</b>	<b>0.0</b>	<b>0</b>	<b>0</b>	<b>2</b>	<b>0</b>	<b>0</b>	<b>0</b>	<b>0</b>	<b>0</b>	<b>0</b>	<b>0</b>	<b>0</b>	<b>0</b>	<b>0</b>	<b>0</b>	<b>0</b>	<b>0</b>	<b>0</b>	<b>0</b>	<b>4-0</b>		

+ - Overtime





# ETHAN DRISKELL

**TACKLE #75**  
**MARSHALL**



**ROOKIE**

**HEIGHT:** 6'8"  
**WEIGHT:** 313 LBS  
**DRAFTED:** CFA-24  
**BIRTHDAY:** 6/29/00

- 👁️ Driskell enters his first season with the Chiefs in 2024.
- 👁️ Originally entered the NFL as an undrafted free agent with the Kansas City Chiefs in 2024.

**Transactions:** Originally entered the NFL as an undrafted free agent with the Kansas City Chiefs in 2024.

## COLLEGE

Played five years for Marshall (2019-23) ... Played in 48 games at Marshall with 25 starts ... Moved into a starting role at the tackle position in 2022 ... Appeared in 13 games in 2021 after playing in nine of ten games during the COVID-impacted 2020 season ... Redshirted his freshman season (2019) ... Was named to the 2023 preseason All-Sun Belt Conference second-team (Phil Steele, Athlon and SBC Coaches).

## PERSONAL

- 👁️ Played defensive tackle for Holy Cross High School in Louisville, KY.
- 👁️ Also played basketball.

## ETHAN DRISKELL'S NFL REGULAR SEASON STATISTICS

DATE	TEAM	GP	GS
2024	Chiefs	1	0
<b>NFL TOTALS</b>		<b>1</b>	<b>0</b>

## 2024 GAME-BY-GAME REGULAR-SEASON STATISTICS (CHIEFS)

DATE	OPPONENT	P/S		W/L	SCORE
09/05	Ravens		INACTIVE	W	27-20
09/15	Bengals		INACTIVE	W	26-25
09/22	at Falcons		INACTIVE	W	22-17
09/29	at Chargers		INACTIVE	W	17-10
10/07	Saints		INACTIVE	W	26-13
10/20	at 49ers		INACTIVE	W	28-18
10/27	at Raiders		INACTIVE	W	27-20
11/04	Buccaneers		INACTIVE	W	30-24+
11/10	Broncos		INACTIVE	W	16-14
11/17	at Bills	P		L	21-30
11/24	at Panthers		INACTIVE	W	30-27
11/29	Raiders		INACTIVE	W	19-17
<b>2024 TOTALS</b>		<b>1-0</b>		<b>11-1</b>	

+ - Overtime






# CLYDE EDWARDS-HELAIRE



**RUNNING BACK #25**  
LSU



**5TH** YEAR IN THE NFL

**5TH** YEAR WITH THE CHIEFS

**HEIGHT:** 5'7"  
**WEIGHT:** 207 LBS  
**DRAFTED:** D1-20  
**BIRTHDAY:** 4/11/99

Edwards-Helaire enters his fifth season with the Chiefs in 2024.

Originally entered the NFL as a first-round pick (32nd overall) by the Kansas City Chiefs in the 2020 NFL Draft.

### Career Highlights:

Posted back-to-back games of 100 rushing yards or more for the first time in his career in 2022. Edwards-Helaire had 100 rushing yards versus the L.A. Chargers (9/26/21) and 102 yards against the Eagles (10/3/21).

In his NFL debut vs. the Texans (9/10/20), Edwards-Helaire tallied 138 rushing yards on 25 attempts (5.5 avg.) and scored his first NFL touchdown on a 27-yard run. He became the first player with 100+ rushing yards and a rushing TD in an NFL debut since NY Giants RB Saquon Barkley in Week 1 of 2018 vs. the Jacksonville Jaguars. Edwards-Helaire's 138 yards rushing are eighth-best in an NFL debut in the Super Bowl era.

With 803 rushing yards and 297 receiving yards during his rookie campaign in 2020, Edwards-Helaire finished the season with 1,100 scrimmage yards. He became the third Chiefs rookie to hit 1,000 scrimmage yards in franchise history, joining RBs Joe Delaney (1,367 in 1981) and Kareem Hunt

(1,782 in 2017).

His 1,100 scrimmage yards in 2020 were the fourth-most among all rookies in the NFL.

In Week 6 of his rookie campaign against Buffalo, Edwards-Helaire rushed for a career-high 161 rushing yards, marking his second-career 100+-rushing yard game. His 161 rushing yards tied for the third-most rushing yards in a game by a rookie in Chiefs history. It marked the eighth time in franchise history that a rookie RB rushed for more than 150 yards in a game and he became the seventh different rookie RB to accomplish the feat. His two 100+-rushing yard games during the 2020 season tied for the fourth-most by any Chiefs rookie in franchise history.

### Honors:

2020 Mack Lee Hill Award winner, voted by teammates as best rookie.

### Transactions:

Re-signed with the Chiefs (4/8/24) ... Originally entered the NFL as a first-round pick (32nd overall) by the Kansas City Chiefs in the 2020 NFL Draft.

## COLLEGE

Appeared in 41 games at LSU rushing for 2,158 yards on 370 carries and 23 rushing touchdowns for his career ... Added 69 receptions for 595 yards and one receiving touchdown ... Left LSU ranked No. 15 in school history in career rushing yards and holds the LSU single-season record for receptions by a running back (55) ... Put together one of the best seasons for a running back in school history in 2019 with 1,414 rushing yards and 453 receiving yards on 55 receptions ... His 1,414 rushing yards ranked as the third-highest single-season total in LSU history ... Named LSU's MVP and permanent team captain for the Tigers in 2019 ... Named 2019 All-SEC first-team (AP, unanimous; Coaches), Paul Hornung Award Finalist and SEC Offensive Player of the Week (at Alabama; 11/9/19).

## PERSONAL

Carried the ball 58 times for 496 yards and 10 touchdowns during senior season at Catholic High School.

Named the 2015 Class 5A Championship Most Outstanding Player after leading Catholic High to a 31-28 victory against Archbishop Rummel High School as he caught eight passes for a record 161 yards and rushed for 88 yards and a touchdown.

Competed in the Red Stick Bowl at the conclusion of his senior season and scored the first touchdown of the game.

Became the first freshman to play varsity football in Head Coach Dale Weiner's 29 seasons at Catholic High School.

Majored in sport administration at LSU.

Hometown: Baton Rouge, La.

Last name pronounced: EE-lair.



CLYDE EDWARDS-HELAIRE'S NFL REGULAR SEASON RUSHING/RECEIVING STATISTICS

DATE	TEAM	RUSHING							RECEIVING				
		GP	GS	NO.	YDS.	AVG.	LG	TD	NO.	YDS.	AVG.	LG	TD
2020	Chiefs	13	13	181	803	4.4	31	4	36	297	8.3	26	1
2021	Chiefs	10	10	119	517	4.3	17	4	19	129	6.8	29	2
2022	Chiefs	10	6	71	302	4.3	52	3	17	151	8.9	25	3
2023	Chiefs	15	3	70	223	3.2	20	1	17	188	11.1	48	1
2024	Chiefs	0	0	0	0	0.0	0	0	0	0	0.0	0	0
<b>NFL TOTALS</b>		<b>48</b>	<b>32</b>	<b>441</b>	<b>1,845</b>	<b>4.2</b>	<b>52</b>	<b>12</b>	<b>89</b>	<b>765</b>	<b>8.6</b>	<b>48</b>	<b>7</b>

CLYDE EDWARDS-HELAIRE'S NFL POSTSEASON RUSHING/RECEIVING STATISTICS

DATE	TEAM	RUSHING							RECEIVING				
		GP	GS	NO.	YDS.	AVG.	LG	TD	NO.	YDS.	AVG.	LG	TD
2020	Chiefs	2	2	15	71	4.7	26	1	3	23	7.7	18	0
2021	Chiefs	2	0	13	96	7.4	22	0	2	13	6.5	9	0
2022	Chiefs	0	0	0	0	0.0	0	0	0	0	0.0	0	0
2023	Chiefs	4	0	11	53	4.8	28	0	4	7	1.8	5	0
<b>NFL TOTALS</b>		<b>8</b>	<b>2</b>	<b>39</b>	<b>220</b>	<b>5.6</b>	<b>28</b>	<b>1</b>	<b>9</b>	<b>43</b>	<b>4.8</b>	<b>18</b>	<b>0</b>

SINGLE-GAME HIGHS: RUSHING/RECEIVING

<b>Rush Attempts</b>	26 at Buffalo, Oct 19, 2020 25 vs. Houston, Sep 10, 2020 20 at Baltimore, Sep 28, 2020 19 at Tampa Bay, Oct 02, 2022 17 vs. L.A. Chargers, Sep 26, 2021	<b>Receiving Yards</b>	70 at Baltimore, Sep 28, 2020 64 at New England, Dec 17, 2023 59 at Miami, Dec 13, 2020 44 vs. L.A. Chargers, Sep 15, 2022 42 vs. Las Vegas, Dec 25, 2023
<b>Rushing Yards</b>	161 at Buffalo, Oct 19, 2020 138 vs. Houston, Sep 10, 2020 102 at Philadelphia, Oct 03, 2021 100 vs. L.A. Chargers, Sep 26, 2021 92 at Tampa Bay, Oct 02, 2022	<b>Receiving Average</b>	16.0 at New England, Dec 17, 2023 14.0 vs. Las Vegas, Dec 25, 2023 14.0 at Baltimore, Sep 28, 2020 13.3 vs. Las Vegas, Oct 11, 2020 11.8 at Miami, Dec 13, 2020
<b>Rushing Average</b>	9.3 vs. L.A. Chargers, Sep 15, 2022 7.3 at Philadelphia, Oct 03, 2021 6.2 at Buffalo, Oct 19, 2020 6.0 at Arizona, Sep 11, 2022 5.9 vs. L.A. Chargers, Sep 26, 2021	<b>Longest Receptions</b>	48 at New England, Dec 17, 2023 32 vs. Las Vegas, Dec 25, 2023 29 vs. Denver, Dec 05, 2021 26 at Miami, Dec 13, 2020 25 at Arizona, Sep 11, 2022
<b>Longest Runs</b>	52 vs. L.A. Chargers, Sep 15, 2022 31 at Buffalo, Oct 19, 2020 27 at Denver, Oct 25, 2020 27t vs. Houston, Sep 10, 2020 20 at New England, Dec 17, 2023 ...1 more at 20.	<b>Receiving TDs</b>	2 at Arizona, Sep 11, 2022 1 at New England, Dec 17, 2023 1 at Tampa Bay, Oct 02, 2022 1 at Philadelphia, Oct 03, 2021 ...2 more at 1.
<b>Rushing TDs</b>	2 vs. Las Vegas, Dec 12, 2021 2 at Las Vegas, Nov 22, 2020 1 vs. Chicago, Sep 24, 2023 1 at San Francisco, Oct 23, 2022 ...6 more at 1.	<b>All-Purpose Yards</b>	169 at Buffalo, Oct 19, 2020 138 vs. Houston, Sep 10, 2020 134 at Baltimore, Sep 28, 2020 118 vs. L.A. Chargers, Sep 15, 2022 114 at Philadelphia, Oct 03, 2021
<b>Receptions</b>	6 at L.A. Chargers, Sep 20, 2020 5 at Indianapolis, Sep 25, 2022 5 at Miami, Dec 13, 2020 5 at Baltimore, Sep 28, 2020 4 at New England, Dec 17, 2023 ...2 more at 4.	<b>Most TDs</b>	2 at Tampa Bay, Oct 02, 2022 2 at Arizona, Sep 11, 2022 2 vs. Las Vegas, Dec 12, 2021 ...1 more at 2.





SINGLE-GAME HIGHS - POSTSEASON: RUSHING/RECEIVING

<b>Rush Attempts</b>	9 at Tampa Bay, Feb 07, 2021 7 vs. Miami, Jan 13, 2024 7 vs. Buffalo, Jan 23, 2022 6 vs. Cincinnati, Jan 30, 2022 6 vs. Buffalo, Jan 24, 2021	<b>Receptions</b>	2 at Baltimore, Jan 28, 2024 2 at Tampa Bay, Feb 07, 2021 1 at Buffalo, Jan 21, 2024 1 vs. Miami, Jan 13, 2024 ...3 more at 1.
<b>Rushing Yards</b>	64 at Tampa Bay, Feb 07, 2021 60 vs. Buffalo, Jan 23, 2022 36 vs. Cincinnati, Jan 30, 2022 31 at Buffalo, Jan 21, 2024 21 vs. Miami, Jan 13, 2024	<b>Receiving Yards</b>	23 at Tampa Bay, Feb 07, 2021 9 vs. Buffalo, Jan 23, 2022 5 vs. Miami, Jan 13, 2024 4 vs. Cincinnati, Jan 30, 2022 3 at Baltimore, Jan 28, 2024
<b>Rushing Average</b>	8.6 vs. Buffalo, Jan 23, 2022 7.1 at Tampa Bay, Feb 07, 2021 3.0 vs. Miami, Jan 13, 2024	<b>Longest Receptions</b>	18 at Tampa Bay, Feb 07, 2021 9 vs. Buffalo, Jan 23, 2022 5 vs. Miami, Jan 13, 2024 5 at Tampa Bay, Feb 07, 2021 4 vs. Cincinnati, Jan 30, 2022
<b>Longest Runs</b>	28 at Buffalo, Jan 21, 2024 26 at Tampa Bay, Feb 07, 2021 22 vs. Buffalo, Jan 23, 2022 20 vs. Buffalo, Jan 23, 2022 14 vs. Cincinnati, Jan 30, 2022	<b>All-Purpose Yards</b>	87 at Tampa Bay, Feb 07, 2021 69 vs. Buffalo, Jan 23, 2022 40 vs. Cincinnati, Jan 30, 2022 30 at Buffalo, Jan 21, 2024 26 vs. Miami, Jan 13, 2024
<b>Rushing TDs</b>	1 vs. Buffalo, Jan 24, 2021	<b>Most TDs</b>	1 vs. Buffalo, Jan 24, 2021

100-YARD RUSHING GAMES (4): REGULAR SEASON

DATE	TEAM	ATT.	YDS.	AVG.	LG	TD
09/10/20	TEXANS	25	138	5.5	27t	1
10/19/20	at Bills	26	161	6.2	31	0
09/26/21	CHARGERS	17	100	5.9	14	0
10/03/21	at Eagles	14	102	7.3	17	0

2020 GAME-BY-GAME REGULAR-SEASON STATISTICS (CHIEFS)

DATE	OPPONENT	P/S	RUSHING					RECEIVING					W/L	SCORE
			NO.	YDS.	AVG.	LG	TD	NO.	YDS.	AVG.	LG	TD		
09/10	Texans	S	25	138	5.5	27t	1	0	0	0.0	0	0	W	34-20
09/20	at Chargers	S	10	38	3.8	17	0	6	32	5.3	10	0	W	23-20+
09/28	at Ravens	S	20	64	3.2	16	0	5	70	14.0	24	0	W	34-20
10/05	Patriots	S	16	64	4.0	13	0	3	27	9.0	14	0	W	26-10
10/11	Raiders	S	10	40	4.0	9	0	3	40	13.3	20	0	L	32-40
10/19	at Bills	S	26	161	6.2	31	0	4	8	2.0	8	0	W	26-17
10/25	at Broncos	S	8	46	5.8	27	1	1	17	17.0	17	0	W	43-16
11/01	Jets	S	6	21	3.5	4	0	3	10	3.3	8	0	W	35-9
11/08	Panthers	S	5	14	2.8	7	0	3	20	6.7	8	1	W	33-31
11/22	at Raiders	S	14	69	4.9	14t	2	1	8	8.0	8	0	W	35-31
11/29	at Buccaneers	S	11	37	3.4	10	0	1	2	2.0	2	0	W	27-24
12/06	Broncos						DID NOT PLAY						W	22-16
12/13	at Dolphins	S	16	32	2.0	12	0	5	59	11.8	26	0	W	33-27
12/20	at Saints	S	14	79	5.6	16	0	1	4	4.0	4	0	W	32-29
12/27	Falcons						INACTIVE						W	17-14
01/03	Chargers						INACTIVE						L	21-38
<b>2020 TOTALS</b>		<b>13-13</b>	<b>181</b>	<b>803</b>	<b>4.4</b>	<b>31</b>	<b>4</b>	<b>36</b>	<b>297</b>	<b>8.3</b>	<b>26</b>	<b>1</b>	<b>14-2</b>	

+ - Overtime



2021 GAME-BY-GAME REGULAR-SEASON STATISTICS (CHIEFS)

DATE	OPPONENT	P/S	RUSHING					RECEIVING					W/L	SCORE
			NO.	YDS.	AVG.	LG	TD	NO.	YDS.	AVG.	LG	TD		
09/12	Browns	S	14	43	3.1	9	0	3	29	9.7	14	0	W	33-29
09/19	at Ravens	S	13	46	3.5	9	0	0	0	0.0	0	0	L	35-36
09/26	Chargers	S	17	100	5.9	14	0	2	9	4.5	10t	1	L	24-30
10/03	at Eagles	S	14	102	7.3	17	0	2	12	6.0	11	1	W	42-30
10/10	Bills	S	7	13	1.9	6	0	1	11	11.0	11	0	L	20-38
10/17	at Football Team												W	31-13
10/24	at Titans												L	3-27
11/01	Giants												W	20-17
11/07	Packers												W	13-7
11/14	at Raiders												W	41-14
11/21	Cowboys	S	12	63	5.3	14	1	2	13	6.5	12	0	W	19-9
12/05	Broncos	S	14	54	3.9	10	0	3	28	9.3	29	0	W	22-9
12/12	Raiders	S	10	37	3.7	7	2	3	5	1.7	6	0	W	48-9
12/16	at Chargers	S	9	32	3.6	9	0	2	18	9.0	12	0	W	34-28+
12/26	Steelers	S	9	27	3.0	7	1	1	4	4.0	4	0	W	36-10
01/02	at Bengals												L	31-34
01/08	at Broncos												W	28-24
<b>2021 TOTALS</b>		<b>10-10</b>	<b>119</b>	<b>517</b>	<b>4.3</b>	<b>17</b>	<b>4</b>	<b>19</b>	<b>129</b>	<b>6.8</b>	<b>29</b>	<b>2</b>	<b>12-5</b>	

+ - Overtime

2022 GAME-BY-GAME REGULAR-SEASON STATISTICS (CHIEFS)

DATE	OPPONENT	P/S	RUSHING					RECEIVING					W/L	SCORE
			NO.	YDS.	AVG.	LG	TD	NO.	YDS.	AVG.	LG	TD		
09/11	at Cardinals	S	7	42	6.0	18	0	3	32	10.7	25	2	W	44-21
09/15	Chargers	S	8	74	9.3	52	0	4	44	11.0	21	0	W	27-24
09/25	at Colts	S	7	0	0.0	4	1	5	39	7.8	16	0	L	17-20
10/02	at Buccaneers	S	19	92	4.8	20	1	1	2	2.0	2t	1	W	41-31
10/10	Raiders	S	9	15	1.7	8	0	3	20	6.7	10	0	W	30-29
10/16	Bills	S	9	33	3.7	11	0	0	0	0.0	0	0	L	20-24
10/23	at 49ers	P	6	32	5.3	16t	1	0	0	0.0	0	0	W	44-23
11/06	Titans	P	4	5	1.3	3	0	1	14	14.0	14	0	W	20-17+
11/13	Jaguars	P	0	0	0.0	0	0	0	0	0.0	0	0	W	27-17
11/20	at Chargers	P	2	9	4.5	6	0	0	0	0.0	0	0	W	30-27
11/27	Rams												W	26-10
12/04	at Bengals												L	24-27
12/11	at Broncos												W	34-28
12/18	at Texans												W	30-24+
12/24	Seahawks												W	24-10
01/01	Broncos												W	27-24
01/07	at Raiders												W	31-13
<b>2022 TOTALS</b>		<b>10-6</b>	<b>71</b>	<b>302</b>	<b>4.3</b>	<b>52</b>	<b>3</b>	<b>17</b>	<b>151</b>	<b>8.9</b>	<b>25</b>	<b>3</b>	<b>14-3</b>	

+ - Overtime

2023 GAME-BY-GAME REGULAR-SEASON STATISTICS (CHIEFS)

DATE	OPPONENT	P/S	RUSHING					RECEIVING					W/L	SCORE
			NO.	YDS.	AVG.	LG	TD	NO.	YDS.	AVG.	LG	TD		
09/07	Lions	S	6	22	3.7	5	0	1	7	7.0	7	0	L	20-21
09/17	at Jaguars	P	1	0	0.0	0	0	2	17	8.5	10	0	W	17-9
09/24	Bears	P	15	55	3.7	16	1	1	2	2.0	2	0	W	41-10
10/01	at Jets	P	3	12	4.0	9	0	1	1	1.0	1	0	W	23-20
10/08	at Vikings	P	3	4	1.3	2	0	0	0	0.0	0	0	W	27-20
10/12	Broncos	P	2	7	3.5	7	0	1	9	9.0	9	0	W	19-8
10/22	Chargers	P	2	5	2.5	7	0	0	0	0.0	0	0	W	31-17
10/29	at Broncos	P	1	4	4.0	4	0	0	0	0.0	0	0	L	9-24
11/05	Dolphins												W	21-14
11/20	Eagles	P	2	20	10.0	12	0	0	0	0.0	0	0	L	17-21
11/26	at Raiders	P	3	5	1.7	5	0	0	0	0.0	0	0	W	31-17
12/03	at Packers	P	2	6	3.0	5	0	1	8	8.0	8	0	L	19-27
12/10	Bills	S	11	39	3.5	7	0	2	29	14.5	20	0	L	17-20
12/17	at Patriots	S	13	37	2.8	20	0	4	64	16.0	48	1	W	27-17
12/25	Raiders	P	4	6	1.5	4	0	3	42	14.0	32	0	L	14-20
12/31	Bengals												W	25-17
01/07	at Chargers	P	2	1	0.5	6	0	1	9	9.0	9	0	W	13-12
<b>2023 TOTALS</b>		<b>15-3</b>	<b>70</b>	<b>223</b>	<b>3.2</b>	<b>20</b>	<b>1</b>	<b>17</b>	<b>188</b>	<b>11.1</b>	<b>48</b>	<b>1</b>	<b>11-6</b>	

2024 GAME-BY-GAME REGULAR-SEASON STATISTICS (CHIEFS)

DATE	OPPONENT	P/S	RUSHING					RECEIVING					W/L	SCORE
			NO.	YDS.	AVG.	LG	TD	NO.	YDS.	AVG.	LG	TD		
09/05	Ravens												W	27-20
09/15	Bengals												W	26-25
09/22	at Falcons												W	22-17
09/29	at Chargers												W	17-10
10/07	Saints												W	26-13
10/20	at 49ers												W	28-18
10/27	at Raiders												W	27-20
11/04	Buccaneers												W	30-24+
11/10	Broncos												W	16-14
11/17	at Bills												L	21-30
11/24	at Panthers												W	30-27
11/29	Raiders												W	19-17
<b>2024 TOTALS</b>		<b>0-0</b>	<b>0</b>	<b>0</b>	<b>0.0</b>	<b>0</b>	<b>0</b>	<b>0</b>	<b>0</b>	<b>0.0</b>	<b>0</b>	<b>0</b>	<b>11-1</b>	

+ - Overtime

2020 GAME-BY-GAME POSTSEASON STATISTICS (CHIEFS)

DATE	OPPONENT	P/S	RUSHING					RECEIVING					W/L	SCORE
			NO.	YDS.	AVG.	LG	TD	NO.	YDS.	AVG.	LG	TD		
01/17	Browns												W	22-17
01/24	Bills	S	6	7	1.2	5	1	1	0	0.0	0	0	W	38-24
02/07	at Buccaneers	S	9	64	7.1	26	0	2	23	11.5	18	0	L	9-31
<b>2020 TOTALS</b>		<b>2-2</b>	<b>15</b>	<b>71</b>	<b>4.7</b>	<b>26</b>	<b>1</b>	<b>3</b>	<b>23</b>	<b>7.7</b>	<b>18</b>	<b>0</b>	<b>2-1</b>	

2021 GAME-BY-GAME POSTSEASON STATISTICS (CHIEFS)

DATE	OPPONENT	P/S	RUSHING					RECEIVING					W/L	SCORE
			NO.	YDS.	AVG.	LG	TD	NO.	YDS.	AVG.	LG	TD		
01/16	Steelers												W	42-21
01/23	Bills	P	7	60	8.6	22	0	1	9	9.0	9	0	W	42-36+
01/30	Bengals	P	6	36	6.0	14	0	1	4	4.0	4	0	L	24-27+
<b>2021 TOTALS</b>		<b>2-0</b>	<b>13</b>	<b>96</b>	<b>7.4</b>	<b>22</b>	<b>0</b>	<b>2</b>	<b>13</b>	<b>6.5</b>	<b>9</b>	<b>0</b>	<b>2-1</b>	

+ - Overtime

2022 GAME-BY-GAME POSTSEASON STATISTICS (CHIEFS)

DATE	OPPONENT	P/S	RUSHING					RECEIVING					W/L	SCORE
			NO.	YDS.	AVG.	LG	TD	NO.	YDS.	AVG.	LG	TD		
01/21	Jaguars												W	27-20
01/29	Bengals												W	23-20
02/12	at Eagles												W	38-35
<b>2022 TOTALS</b>		<b>0-0</b>	<b>0</b>	<b>0</b>	<b>0.0</b>	<b>0</b>	<b>0</b>	<b>0</b>	<b>0</b>	<b>0.0</b>	<b>0</b>	<b>0</b>	<b>3-0</b>	

2023 GAME-BY-GAME POSTSEASON STATISTICS (CHIEFS)

DATE	OPPONENT	P/S	RUSHING					RECEIVING					W/L	SCORE
			NO.	YDS.	AVG.	LG	TD	NO.	YDS.	AVG.	LG	TD		
01/13	Dolphins	P	7	21	3.0	12	0	1	5	5.0	5	0	W	26-7
01/21	at Bills	P	2	31	15.5	28	0	1	-1	-1.0	-1	0	W	27-24
01/28	at Ravens	P	1	1	1.0	1	0	2	3	1.5	2	0	W	17-10
02/11	49ers	P	1	0	0.0	0	0	0	0	0.0	0	0	W	25-22+
<b>2023 TOTALS</b>		<b>4-0</b>	<b>11</b>	<b>53</b>	<b>4.8</b>	<b>28</b>	<b>0</b>	<b>4</b>	<b>7</b>	<b>1.8</b>	<b>5</b>	<b>0</b>	<b>4-0</b>	

+ - Overtime





# NOAH GRAY



**TIGHT END #83**  
**DUKE**

**4TH** YEAR IN THE NFL

**4TH** YEAR WITH THE CHIEFS

**HEIGHT:** 6'3"  
**WEIGHT:** 240 LBS  
**DRAFTED:** D5A-21  
**BIRTHDAY:** 4/30/99

- Gray enters his fourth season with the Chiefs in 2024.
- Originally entered the NFL as a fifth-round pick (162nd overall) by the Chiefs in the 2021 NFL Draft.

**Transactions:**  
Originally entered the NFL as a fifth-round pick (162nd overall) by the Kansas City Chiefs in the 2021 NFL Draft.

## COLLEGE

Missed only one game during his tenure at Duke (48 career games with 21 starts) ... Had 105 receptions for 948 yards (9.03 avg.) and eight touchdowns ... 2019 second-team All-America pick by *The Walter Camp Football Foundation* ... 2019 second-team All-ACC choice ... Two-time Academic All-ACC selection ... Represented Duke at the 2021 Reese's Senior Bowl ... Owned 26 games with two or more receptions, including a career-high seven catches at Wake Forest in 2019 ... Caught four or more passes in 12 contests ... Reached 20+ receiving yards in 21 games with a career-high 76 yards against Wake Forest in 2019 ... Broke Duke's all-time career receptions mark by a tight end in 2020 ... Finished fourth in program history for most career touchdown receptions by a tight end ... Concluded career having caught one or more receptions in 26 consecutive games ... Played 1,890 career snaps.

## PERSONAL

- Played at Leominster Senior High School.
- As a senior, caught 30 passes for 619 yards and eight touchdowns to earn all-state honors from the *Massachusetts High School Football Coaches Association*.
- Also received All-State recognition from *Inside the Huddle Massachusetts*.
- Named to the *USA Today* American Family Insurance All-USA Massachusetts team.
- Prior to senior campaign, earned Offensive MVP honors at the New York vs. New England 7-on-7 All-Star Challenge.
- In his junior season, rushed for 437 yards and seven touchdowns while passing for 1,707 yards and 21 touchdowns to help the squad to an 8-3 mark and berth in the *Massachusetts Interscholastic Athletic Association* playoffs.
- Two-time All-Star selection by the *Worcester Telegram*.
- Also played basketball.
- Hometown: Leominster, Mass.

## NOAH GRAY'S NFL REGULAR SEASON RUSHING/RECEIVING STATISTICS

DATE	TEAM	GP	GS	RECEIVING					RUSHING				
				NO.	YDS.	AVG.	LG	TD	NO.	YDS.	AVG.	LG	TD
2021	Chiefs	16	1	7	36	5.1	8	1	0	0	0.0	0	0
2022	Chiefs	17	8	28	299	10.7	27	1	1	1	1.0	1t	1
2023	Chiefs	17	10	28	305	10.9	34t	2	1	1	1.0	1	0
2024	Chiefs	12	8	31	373	12.0	35t	4	0	0	0.0	0	0
<b>NFL TOTALS</b>		<b>62</b>	<b>27</b>	<b>94</b>	<b>1,013</b>	<b>10.8</b>	<b>35T</b>	<b>8</b>	<b>2</b>	<b>2</b>	<b>1.0</b>	<b>1T</b>	<b>1</b>

## NOAH GRAY'S NFL POSTSEASON RUSHING/RECEIVING STATISTICS

DATE	TEAM	GP	GS	RECEIVING					RUSHING				
				NO.	YDS.	AVG.	LG	TD	NO.	YDS.	AVG.	LG	TD
2021	Chiefs	3	0	2	14	7.0	8	0	0	0	0.0	0	0
2022	Chiefs	3	3	3	37	12.3	27	0	1	0	0.0	0	0
2023	Chiefs	4	2	8	66	8.3	20	0	0	0	0.0	0	0
<b>NFL TOTALS</b>		<b>10</b>	<b>5</b>	<b>13</b>	<b>117</b>	<b>9.0</b>	<b>27</b>	<b>0</b>	<b>1</b>	<b>0</b>	<b>0.0</b>	<b>0</b>	<b>0</b>



NOAH GRAY'S NFL REGULAR SEASON RETURN STATISTICS

DATE	TEAM	KICKOFF RETURNS					PUNT RETURNS					
		RET.	YDS.	AVG.	LG	TD	NO.	FC	YDS.	AVG.	LG	TD
2021	Chiefs	0	0	0.0	0	0	0	0	0	0.0	0	0
2022	Chiefs	0	0	0.0	0	0	0	0	0	0.0	0	0
2023	Chiefs	0	0	0.0	0	0	0	0	0	0.0	0	0
2024	Chiefs	0	0	0.0	0	0	0	0	0	0.0	0	0
<b>NFL TOTALS</b>		<b>0</b>	<b>0</b>	<b>0.0</b>	<b>0</b>	<b>0</b>	<b>0</b>	<b>0</b>	<b>0</b>	<b>0.0</b>	<b>0</b>	<b>0</b>

NOAH GRAY'S NFL POSTSEASON RETURN STATISTICS

DATE	TEAM	KICKOFF RETURNS					PUNT RETURNS					
		RET.	YDS.	AVG.	LG	TD	NO.	FC	YDS.	AVG.	LG	TD
2021	Chiefs	0	0	0.0	0	0	0	0	0	0.0	0	0
2022	Chiefs	0	0	0.0	0	0	0	0	0	0.0	0	0
2023	Chiefs	0	0	0.0	0	0	0	0	0	0.0	0	0
<b>NFL TOTALS</b>		<b>0</b>	<b>0</b>	<b>0.0</b>	<b>0</b>	<b>0</b>	<b>0</b>	<b>0</b>	<b>0</b>	<b>0.0</b>	<b>0</b>	<b>0</b>

SINGLE-GAME HIGHS: RUSHING/RECEIVING

<p><b>Rush Attempts</b> 1 vs. Denver, Oct 12, 2023 1 at Tampa Bay, Oct 02, 2022</p> <p><b>Rushing Yards</b> 1 vs. Denver, Oct 12, 2023 1 at Tampa Bay, Oct 02, 2022</p> <p><b>Longest Runs</b> 1 vs. Denver, Oct 12, 2023 1t at Tampa Bay, Oct 02, 2022</p> <p><b>Rushing TDs</b> 1 at Tampa Bay, Oct 02, 2022</p> <p><b>Receptions</b> 4 vs. Las Vegas, Nov 29, 2024 4 at Carolina, Nov 24, 2024 4 at Buffalo, Nov 17, 2024 ...2 more at 4.</p> <p><b>Receiving Yards</b> 66 at Carolina, Nov 24, 2024 66 at San Francisco, Oct 20, 2024 58 vs. Las Vegas, Nov 29, 2024 45 at Denver, Dec 11, 2022 45 vs. Tennessee, Nov 06, 2022</p> <p><b>Receiving Average</b> 16.5 at Carolina, Nov 24, 2024 16.5 at San Francisco, Oct 20, 2024 15.0 at Denver, Dec 11, 2022 15.0 vs. Tennessee, Nov 06, 2022 14.5 vs. Las Vegas, Nov 29, 2024</p>	<p><b>Longest Receptions</b> 35t at Carolina, Nov 24, 2024 34t at N.Y. Jets, Oct 01, 2023 32 at New England, Dec 17, 2023 29 at L.A. Chargers, Sep 29, 2024 27 vs. Tennessee, Nov 06, 2022</p> <p><b>Receiving TDs</b> 2 at Carolina, Nov 24, 2024 2 at Buffalo, Nov 17, 2024 1 at Green Bay, Dec 03, 2023 1 at N.Y. Jets, Oct 01, 2023 ...2 more at 1.</p> <p><b>All-Purpose Yards</b> 66 at Carolina, Nov 24, 2024 66 at San Francisco, Oct 20, 2024 58 vs. Las Vegas, Nov 29, 2024 45 at Denver, Dec 11, 2022 45 vs. Tennessee, Nov 06, 2022</p> <p><b>Special Teams Tackles</b> 1 vs. Philadelphia, Nov 20, 2023 1 vs. Denver, Oct 12, 2023 1 vs. Seattle, Dec 24, 2022 ...2 more at 1.</p> <p><b>Most TDs</b> 2 at Carolina, Nov 24, 2024 2 at Buffalo, Nov 17, 2024 1 at Green Bay, Dec 03, 2023 1 at N.Y. Jets, Oct 01, 2023 ...3 more at 1.</p> <p><b>Miscellaneous Tackles</b> 1 at New England, Dec 17, 2023 1 at N.Y. Jets, Oct 01, 2023</p>
--	---

SINGLE-GAME HIGHS - POSTSEASON: RUSHING/RECEIVING

<p><b>Rush Attempts</b> 1 vs. Jacksonville, Jan 21, 2023</p> <p><b>Receptions</b> 3 at Buffalo, Jan 21, 2024 2 vs. San Francisco, Feb 11, 2024 2 at Baltimore, Jan 28, 2024 2 vs. Buffalo, Jan 23, 2022 1 vs. Miami, Jan 13, 2024 ...3 more at 1.</p> <p><b>Receiving Yards</b> 27 vs. Jacksonville, Jan 21, 2023 22 vs. San Francisco, Feb 11, 2024 20 vs. Miami, Jan 13, 2024 16 at Buffalo, Jan 21, 2024 14 vs. Buffalo, Jan 23, 2022</p> <p><b>Receiving Average</b> 5.3 at Buffalo, Jan 21, 2024</p>	<p><b>Longest Receptions</b> 27 vs. Jacksonville, Jan 21, 2023 20 vs. Miami, Jan 13, 2024 12 vs. San Francisco, Feb 11, 2024 12 at Buffalo, Jan 21, 2024 10 vs. San Francisco, Feb 11, 2024</p> <p><b>All-Purpose Yards</b> 27 vs. Jacksonville, Jan 21, 2023 22 vs. San Francisco, Feb 11, 2024 20 vs. Miami, Jan 13, 2024 16 at Buffalo, Jan 21, 2024 14 vs. Buffalo, Jan 23, 2022</p> <p><b>Special Teams Tackles</b> 2 vs. Jacksonville, Jan 21, 2023 2 vs. Pittsburgh, Jan 16, 2022</p>
---	--



2021 GAME-BY-GAME REGULAR-SEASON STATISTICS (CHIEFS)

DATE	OPPONENT	P/S	RECEIVING					RUSHING					W/L	SCORE	
			NO.	YDS.	AVG.	LG	TD	NO.	YDS.	AVG.	LG	TD			
09/12	Browns	P	0	0	0.0	0	0	0	0	0.0	0	0	0	W	33-29
09/19	at Ravens	P	0	0	0.0	0	0	0	0	0.0	0	0	0	L	35-36
09/26	Chargers	P	1	5	5.0	5	0	0	0	0.0	0	0	0	L	24-30
10/03	at Eagles	P	0	0	0.0	0	0	0	0	0.0	0	0	0	W	42-30
10/10	Bills												L	20-38	
10/17	at Football Team	P	0	0	0.0	0	0	0	0	0.0	0	0	0	W	31-13
10/24	at Titans	P	1	4	4.0	4	0	0	0	0.0	0	0	0	L	3-27
11/01	Giants	P	0	0	0.0	0	0	0	0	0.0	0	0	0	W	20-17
11/07	Packers	P	0	0	0.0	0	0	0	0	0.0	0	0	0	W	13-7
11/14	at Raiders	P	1	1	1.0	1t	1	0	0	0.0	0	0	0	W	41-14
11/21	Cowboys	P	1	8	8.0	8	0	0	0	0.0	0	0	0	W	19-9
12/05	Broncos	P	0	0	0.0	0	0	0	0	0.0	0	0	0	W	22-9
12/12	Raiders	P	0	0	0.0	0	0	0	0	0.0	0	0	0	W	48-9
12/16	at Chargers	P	0	0	0.0	0	0	0	0	0.0	0	0	0	W	34-28+
12/26	Steelers	S	2	12	6.0	7	0	0	0	0.0	0	0	0	W	36-10
01/02	at Bengals	P	1	6	6.0	6	0	0	0	0.0	0	0	0	L	31-34
01/08	at Broncos	P	0	0	0.0	0	0	0	0	0.0	0	0	0	W	28-24
<b>2021 TOTALS</b>		<b>16-1</b>	<b>7</b>	<b>36</b>	<b>5.1</b>	<b>8</b>	<b>1</b>	<b>0</b>	<b>0</b>	<b>0.0</b>	<b>0</b>	<b>0</b>	<b>0</b>	<b>12-5</b>	

+ - Overtime

2022 GAME-BY-GAME REGULAR-SEASON STATISTICS (CHIEFS)

DATE	OPPONENT	P/S	RECEIVING					RUSHING					W/L	SCORE	
			NO.	YDS.	AVG.	LG	TD	NO.	YDS.	AVG.	LG	TD			
09/11	at Cardinals	P	1	10	10.0	10	0	0	0	0.0	0	0	0	W	44-21
09/15	Chargers	P	2	12	6.0	11	0	0	0	0.0	0	0	0	W	27-24
09/25	at Colts	P	1	26	26.0	26	0	0	0	0.0	0	0	0	L	17-20
10/02	at Buccaneers	P	0	0	0.0	0	0	1	1	1.0	1t	1	W	41-31	
10/10	Raiders	P	1	7	7.0	7	0	0	0	0.0	0	0	0	W	30-29
10/16	Bills	S	3	13	4.3	7	0	0	0	0.0	0	0	0	L	20-24
10/23	at 49ers	S	1	10	10.0	10	0	0	0	0.0	0	0	0	W	44-23
11/06	Titans	S	3	45	15.0	27	0	0	0	0.0	0	0	0	W	20-17+
11/13	Jaguars	S	2	20	10.0	13t	1	0	0	0.0	0	0	0	W	27-17
11/20	at Chargers	S	2	15	7.5	12	0	0	0	0.0	0	0	0	W	30-27
11/27	Rams	S	2	16	8.0	9	0	0	0	0.0	0	0	0	W	26-10
12/04	at Bengals	P	1	15	15.0	15	0	0	0	0.0	0	0	0	L	24-27
12/11	at Broncos	P	3	45	15.0	25	0	0	0	0.0	0	0	0	W	34-28
12/18	at Texans	S	3	31	10.3	13	0	0	0	0.0	0	0	0	W	30-24+
12/24	Seahawks	S	1	8	8.0	8	0	0	0	0.0	0	0	0	W	24-10
01/01	Broncos	P	1	12	12.0	12	0	0	0	0.0	0	0	0	W	27-24
01/07	at Raiders	P	1	14	14.0	14	0	0	0	0.0	0	0	0	W	31-13
<b>2022 TOTALS</b>		<b>17-8</b>	<b>28</b>	<b>299</b>	<b>10.7</b>	<b>27</b>	<b>1</b>	<b>1</b>	<b>1</b>	<b>1.0</b>	<b>1T</b>	<b>1</b>	<b>14-3</b>		

+ - Overtime

2023 GAME-BY-GAME REGULAR-SEASON STATISTICS (CHIEFS)

DATE	OPPONENT	P/S	RECEIVING					RUSHING					W/L	SCORE	
			NO.	YDS.	AVG.	LG	TD	NO.	YDS.	AVG.	LG	TD			
09/07	Lions	S	3	31	10.3	24	0	0	0	0.0	0	0	0	L	20-21
09/17	at Jaguars	S	3	38	12.7	16	0	0	0	0.0	0	0	0	W	17-9
09/24	Bears	S	1	9	9.0	9	0	0	0	0.0	0	0	0	W	41-10
10/01	at Jets	P	1	34	34.0	34t	1	0	0	0.0	0	0	0	W	23-20
10/08	at Vikings	P	2	21	10.5	12	0	0	0	0.0	0	0	0	W	27-20
10/12	Broncos	S	2	14	7.0	7	0	1	1	1.0	1	0	W	19-8	
10/22	Chargers	P	1	8	8.0	8	0	0	0	0.0	0	0	0	W	31-17
10/29	at Broncos	S	2	25	12.5	17	0	0	0	0.0	0	0	0	L	9-24
11/05	Dolphins	P	3	34	11.3	25	0	0	0	0.0	0	0	0	W	21-14
11/20	Eagles	S	0	0	0.0	0	0	0	0	0.0	0	0	0	L	17-21
11/26	at Raiders	S	3	30	10.0	13	0	0	0	0.0	0	0	0	W	31-17
12/03	at Packers	P	1	2	2.0	2t	1	0	0	0.0	0	0	0	L	19-27
12/10	Bills	P	0	0	0.0	0	0	0	0	0.0	0	0	0	L	17-20
12/17	at Patriots	S	2	37	18.5	32	0	0	0	0.0	0	0	0	W	27-17
12/25	Raiders	S	1	5	5.0	5	0	0	0	0.0	0	0	0	L	14-20
12/31	Bengals	P	3	17	5.7	16	0	0	0	0.0	0	0	0	W	25-17
01/07	at Chargers	S	0	0	0.0	0	0	0	0	0.0	0	0	0	W	13-12
<b>2023 TOTALS</b>		<b>17-10</b>	<b>28</b>	<b>305</b>	<b>10.9</b>	<b>34T</b>	<b>2</b>	<b>1</b>	<b>1</b>	<b>1.0</b>	<b>1</b>	<b>0</b>	<b>11-6</b>		

2024 GAME-BY-GAME REGULAR-SEASON STATISTICS (CHIEFS)

DATE	OPPONENT	P/S	RECEIVING					RUSHING					W/L	SCORE	
			NO.	YDS.	AVG.	LG	TD	NO.	YDS.	AVG.	LG	TD			
09/05	Ravens	P	3	37	12.3	13	0	0	0	0.0	0	0	0	W	27-20
09/15	Bengals	S	0	0	0.0	0	0	0	0	0.0	0	0	0	W	26-25
09/22	at Falcons	P	1	13	13.0	13	0	0	0	0.0	0	0	0	W	22-17
09/29	at Chargers	P	4	40	10.0	29	0	0	0	0.0	0	0	0	W	17-10
10/07	Saints	P	2	29	14.5	15	0	0	0	0.0	0	0	0	W	26-13
10/20	at 49ers	S	4	66	16.5	26	0	0	0	0.0	0	0	0	W	28-18
10/27	at Raiders	S	3	23	7.7	10	0	0	0	0.0	0	0	0	W	27-20
11/04	Buccaneers	S	0	0	0.0	0	0	0	0	0.0	0	0	0	W	30-24+
11/10	Broncos	S	2	18	9.0	13	0	0	0	0.0	0	0	0	W	16-14
11/17	at Bills	S	4	23	5.8	14	2	0	0	0.0	0	0	0	L	21-30
11/24	at Panthers	S	4	66	16.5	35t	2	0	0	0.0	0	0	0	W	30-27
11/29	Raiders	S	4	58	14.5	26	0	0	0	0.0	0	0	0	W	19-17
<b>2024 TOTALS</b>		<b>12-8</b>	<b>31</b>	<b>373</b>	<b>12.0</b>	<b>35T</b>	<b>4</b>	<b>0</b>	<b>0</b>	<b>0.0</b>	<b>0</b>	<b>0</b>	<b>0</b>	<b>11-1</b>	

+ - Overtime

2021 GAME-BY-GAME POSTSEASON STATISTICS (CHIEFS)

DATE	OPPONENT	P/S	RECEIVING					RUSHING					W/L	SCORE	
			NO.	YDS.	AVG.	LG	TD	NO.	YDS.	AVG.	LG	TD			
01/16	Steelers	P	0	0	0.0	0	0	0	0	0.0	0	0	0	W	42-21
01/23	Bills	P	2	14	7.0	8	0	0	0	0.0	0	0	0	W	42-36+
01/30	Bengals	P	0	0	0.0	0	0	0	0	0.0	0	0	0	L	24-27+
<b>2021 TOTALS</b>		<b>3-0</b>	<b>2</b>	<b>14</b>	<b>7.0</b>	<b>8</b>	<b>0</b>	<b>0</b>	<b>0</b>	<b>0.0</b>	<b>0</b>	<b>0</b>	<b>0</b>	<b>2-1</b>	

+ - Overtime

2022 GAME-BY-GAME POSTSEASON STATISTICS (CHIEFS)

DATE	OPPONENT	P/S	RECEIVING					RUSHING					W/L	SCORE	
			NO.	YDS.	AVG.	LG	TD	NO.	YDS.	AVG.	LG	TD			
01/21	Jaguars	S	1	27	27.0	27	0	1	0	0.0	0	0	0	W	27-20
01/29	Bengals	S	1	4	4.0	4	0	0	0	0.0	0	0	0	W	23-20
02/12	at Eagles	S	1	6	6.0	6	0	0	0	0.0	0	0	0	W	38-35
<b>2022 TOTALS</b>		<b>3-3</b>	<b>3</b>	<b>37</b>	<b>12.3</b>	<b>27</b>	<b>0</b>	<b>1</b>	<b>0</b>	<b>0.0</b>	<b>0</b>	<b>0</b>	<b>0</b>	<b>3-0</b>	

2023 GAME-BY-GAME POSTSEASON STATISTICS (CHIEFS)

DATE	OPPONENT	P/S	RECEIVING					RUSHING					W/L	SCORE	
			NO.	YDS.	AVG.	LG	TD	NO.	YDS.	AVG.	LG	TD			
01/13	Dolphins	S	1	20	20.0	20	0	0	0	0.0	0	0	0	W	26-7
01/21	at Bills	P	3	16	5.3	12	0	0	0	0.0	0	0	0	W	27-24
01/28	at Ravens	P	2	8	4.0	5	0	0	0	0.0	0	0	0	W	17-10
02/11	49ers	S	2	22	11.0	12	0	0	0	0.0	0	0	0	W	25-22+
<b>2023 TOTALS</b>		<b>4-2</b>	<b>8</b>	<b>66</b>	<b>8.3</b>	<b>20</b>	<b>0</b>	<b>0</b>	<b>0</b>	<b>0.0</b>	<b>0</b>	<b>0</b>	<b>0</b>	<b>4-0</b>	


+ - Overtime





# C.J. HANSON

**OFFENSIVE LINEMAN #61**  
**HOLY CROSS**



**ROOKIE**

**HEIGHT: 6'5"**  
**WEIGHT: 300 LBS**  
**DRAFTED: D7-24**  
**BIRTHDAY: 3/3/01**

- Hanson enters his first season with the Chiefs in 2024.
- Originally entered the NFL as a seventh-round pick (248th overall) by the Kansas City Chiefs in the 2024 NFL Draft.

**Transactions:** Originally entered the NFL as a seventh-round pick (248th overall) by the Kansas City Chiefs in the 2024 NFL Draft.

## COLLEGE

Played five years for Holy Cross ... Was part of an offensive line that ranked in the top 10 in the FBS nationally in 2023 in rushing offense (third, 264.2 yards per game), total offense (fourth, 466.6 yards per game) and scoring offense (sixth, 36.9 points per game) ... Started all 11 games at right guard in 2023 ... Was an All-ECAC selection, All-New England honoree, All-Patriot first-team selection, Stat Perform All-America third-team and invited to the 2024 East-West Shrine Bowl in 2023 ... In 2022 started all 13 games at right guard and helped the offense to rank eighth nationally in scoring with 37.4 points per game and sixth nationally in rushing offense with 245.1 rushing yards per game ... Was named to Phil Steele's All-Patriot League second-team and All-Patriot League first-team in 2022 ... Started 13 games in 2021 at right guard and was named to Phil Steele's All-Patriot League second-team ... Appeared in three games in 2020, season was shortened due to COVID-19 ... Played three games in 2019.

## PERSONAL

- Played for Head Coach John McKenna at DePaul Catholic High School in Wayne, N.J.
- Named second-team Non-Public All-State as a senior.
- Earned first-team All-County honors following his senior season.
- Helped lead team to two New Jersey Non-Public Group III state championships in 2015 and 2017.
- Majored in political science.

## C.J. HANSON'S NFL REGULAR SEASON STATISTICS

DATE	TEAM	GP	GS
2024	Chiefs	0	0
<b>NFL TOTALS</b>		<b>0</b>	<b>0</b>

## 2024 GAME-BY-GAME REGULAR-SEASON STATISTICS (CHIEFS)

DATE	OPPONENT	P/S	W/L	SCORE
09/05	Ravens		W	27-20
09/15	Bengals		W	26-25
09/22	at Falcons		W	22-17
09/29	at Chargers		W	17-10
10/07	Saints		W	26-13
10/20	at 49ers		W	28-18
10/27	at Raiders		W	27-20
11/04	Buccaneers		W	30-24+
11/10	Broncos		W	16-14
11/17	at Bills		L	21-30
11/24	at Panthers		W	30-27
11/29	Raiders		W	19-17
<b>2024 TOTALS</b>		<b>0-0</b>	<b>11-1</b>	

+ - Overtime








# MECOLE HARDMAN

**WIDE RECEIVER #17**

**GEORGIA**



**6TH** YEAR IN THE NFL

**6TH** YEAR WITH THE CHIEFS

**HEIGHT:** 5'10"  
**WEIGHT:** 187 LBS  
**DRAFTED:** T (NYJ)-23  
**BIRTHDAY:** 3/12/98

- Hardman enters his sixth NFL season with the Chiefs in 2024 after spending time with the Jets in 2023.
- Signed with the New York Jets in 2023 before being traded in Week 6 of the 2023 season back to Kansas City.
- Originally entered the NFL as the first of two second-round picks (56th overall) by the Kansas City Chiefs in the 2019 NFL Draft.

### Career Highlights:

- With six receiving touchdowns in his rookie season, tied Fred Arbanas, Stephone Paige and Tyreek Hill for the most receiving touchdowns by a rookie in franchise history.
- In Week 17 vs. L.A. Chargers (12/29/19) scored a 104-yard kickoff return touchdown, the first return score of his career. His 104-yard kickoff return touchdown is the third-longest in Chiefs history and registered as the longest kickoff return of the 2019 season in the NFL.
- Became the first rookie and the fourth player in NFL history with a 100+ yard kick return for a touchdown and an 80+ yard receiving touchdown in the same season.

### Postseason Career Highlights:

- Has been on the roster for all three of the club's Super Bowl wins in the past five years (IR for Super Bowl LVII).
- Caught the game-winning touchdown pass from QB Patrick Mahomes in overtime of Super Bowl LVIII to secure the Chiefs back-to-back Super Bowl victories.
- In the 2021 AFC Championship Game, Hardman scored his first-career postseason touchdown on a three-yard pass from QB Patrick Mahomes. He also recorded at 50-yard carry in the game, setting the franchise record for the longest run from

scrimmage, breaking the previous record set by RB Priest Holmes (48 yards) vs. the Indianapolis Colts in the Divisional round on January 11, 2004.

- In the Wild Card game against the Steelers, Hardman returned three punts for 70 yards (23.3 avg.), setting a new single-game franchise record for punt return yards. With his 70 punt return yards, he now has 86 career postseason punt return yards, moving into first place in franchise history for most career punt return yards in postseason action. He recorded a long punt return of 48 yards and added a 21-yard return, ranking as the longest and the fifth-longest punt returns in team postseason history. His 23.3 yards per return average is now the highest single-game punt return average in postseason history for the club.
- Recorded a 58-yard kickoff return in the AFC Divisional Round against Houston (1/12/20), the fourth-longest postseason kickoff return in Chiefs history.

### Honors:

- 2019 Mack Lee Hill Award winner.
- 2019 AFC Pro Bowl selection.
- 2019 AP All-Pro (second-team).
- 2019 PFWA All-AFC.
- 2019 PFWA All-Rookie Team.
- 2019 Week 17 AFC Special Teams Player of the Week.

### Transactions:

Re-signed with Kansas City (6/6/24) ... Traded to Kansas City from the New York Jets (10/18/2023) ... Signed with the New York Jets (3/22/2023) ... Originally entered the NFL as the first of two second-round picks (56th overall) by the Kansas City Chiefs in the 2019 NFL Draft.

## COLLEGE

Appeared in 40 games (six starts) for the University of Georgia ... Recorded 950 receiving yards on 59 receptions with 11 touchdowns, 592 punt returns yards on 39 punt returns with one touchdown and 875 kick return yards on 35 kick returns ... Named 2018 ESPN.com All-America first-team (kick returner), 2018 SI.com All-America second-team (kick returner) and 2018 AP & Coaches' All-SEC second-team ... In 2018 was Georgia's second-leading receiver with 34 catches for 532 yards and seven touchdowns ... Following the 2017 season was named the Vince Dooley Special Teams MVP at the team's post-season awards gala ... In 2017, was ranked eighth nationally in punt returns (first in the SEC) at 11.8 yards and 21st in KO returns (2nd in the SEC) at 25.3 yards.

## PERSONAL

- Played both quarterback and defensive back at Elbert County (Ga.) High School.
- Led Elbert County to an 11-3 record and a trip to the quarterfinals of the 2015 GHSA Class AAA playoffs.
- Named 2015 Georgia Sports Writers Association Class AAA Offensive Player of the Year, 2015 Georgia Sports Writers Association Class AAA First Team offense, 2015 Atlanta Journal-Constitution Super 11 in Georgia and Class AAA All-State offense and American Family Insurance 2015 USA Today All-USA Second Team defense.



- Selected to represent the East in the 2016 U.S. Army All-America Bowl.
- Majored in sport management at Georgia.
- Hometown: Bowman, Ga.
- First name pronounced: MUH-cole.

### MECOLE HARDMAN'S NFL REGULAR SEASON RUSHING/RECEIVING STATISTICS

DATE	TEAM	GP	GS	RECEIVING					RUSHING				
				NO.	YDS.	AVG.	LG	TD	NO.	YDS.	AVG.	LG	TD
2019	Chiefs	16	5	26	538	20.7	83t	6	4	17	4.3	9	0
2020	Chiefs	16	8	41	560	13.7	49t	4	4	31	7.8	20	0
2021	Chiefs	17	8	59	693	11.7	53	2	8	46	5.8	24	0
2022	Chiefs	8	5	25	297	11.9	36	4	4	31	7.8	25t	2
2023	Jets	4	0	1	6	6.0	6	0	0	0	0.0	0	0
Went from <b>N.Y. Jets</b> to <b>Kansas City.</b>													
2023	Chiefs	6	2	14	118	8.4	37	0	1	3	3.0	3	0
2023	<b>TOTAL</b>	<b>10</b>	<b>2</b>	<b>15</b>	<b>124</b>	<b>8.3</b>	<b>37</b>	<b>0</b>	<b>1</b>	<b>3</b>	<b>3.0</b>	<b>3</b>	<b>0</b>
2024	Chiefs	12	0	12	90	7.5	17	0	5	62	12.4	20	1
<b>NFL TOTALS</b>		<b>79</b>	<b>28</b>	<b>178</b>	<b>2,302</b>	<b>12.9</b>	<b>83T</b>	<b>16</b>	<b>26</b>	<b>190</b>	<b>7.3</b>	<b>25T</b>	<b>3</b>

### MECOLE HARDMAN'S NFL POSTSEASON RUSHING/RECEIVING STATISTICS

DATE	TEAM	GP	GS	RECEIVING					RUSHING				
				NO.	YDS.	AVG.	LG	TD	NO.	YDS.	AVG.	LG	TD
2019	Chiefs	3	1	4	29	7.3	13	0	1	-6	-6.0	-6	0
2020	Chiefs	3	1	8	66	8.3	42	1	2	54	27.0	50	0
2021	Chiefs	3	1	8	121	15.1	44	1	6	55	9.2	25t	1
2022	Chiefs	1	0	2	10	5.0	11	0	2	7	3.5	5	0
2023	Chiefs	4	1	5	62	12.4	52	1	2	-5	-2.5	-1	0
<b>NFL TOTALS</b>		<b>14</b>	<b>4</b>	<b>27</b>	<b>288</b>	<b>10.7</b>	<b>52</b>	<b>3</b>	<b>13</b>	<b>105</b>	<b>8.1</b>	<b>50</b>	<b>1</b>

### MECOLE HARDMAN'S NFL REGULAR SEASON RETURN STATISTICS

DATE	TEAM	KICKOFF RETURNS					PUNT RETURNS					
		RET.	YDS.	AVG.	LG	TD	NO.	FC	YDS.	AVG.	LG	TD
2019	Chiefs	27	704	26.1	104t	1	18	6	167	9.3	36	0
2020	Chiefs	9	184	20.4	31	0	25	13	176	7.0	67t	1
2021	Chiefs	2	35	17.5	20	0	13	5	157	12.1	31	0
2022	Chiefs	1	4	4.0	4	0	6	2	55	9.2	22	0
2023	Jets	0	0	0.0	0	0	0	0	0	0.0	0	0
Went from <b>N.Y. Jets</b> to <b>Kansas City.</b>												
2023	Chiefs	1	14	14.0	14	0	7	5	61	8.7	50	0
2023	<b>TOTAL</b>	<b>1</b>	<b>14</b>	<b>14.0</b>	<b>14</b>	<b>0</b>	<b>7</b>	<b>5</b>	<b>61</b>	<b>8.7</b>	<b>50</b>	<b>0</b>
2024	Chiefs	5	132	26.4	32	0	20	9	203	10.2	55	0
<b>NFL TOTALS</b>		<b>45</b>	<b>1,073</b>	<b>23.8</b>	<b>104T</b>	<b>1</b>	<b>89</b>	<b>40</b>	<b>819</b>	<b>9.2</b>	<b>67T</b>	<b>1</b>

### MECOLE HARDMAN'S NFL POSTSEASON RETURN STATISTICS

DATE	TEAM	KICKOFF RETURNS					PUNT RETURNS					
		RET.	YDS.	AVG.	LG	TD	NO.	FC	YDS.	AVG.	LG	TD
2019	Chiefs	13	286	22.0	58	0	2	2	8	4.0	7	0
2020	Chiefs	1	26	26.0	26	0	2	2	8	4.0	8	0
2021	Chiefs	0	0	0.0	0	0	3	2	70	23.3	48	0
2022	Chiefs	0	0	0.0	0	0	0	0	0	0.0	0	0
2023	Chiefs	0	0	0.0	0	0	0	0	0	0.0	0	0
<b>NFL TOTALS</b>		<b>14</b>	<b>312</b>	<b>22.3</b>	<b>58</b>	<b>0</b>	<b>7</b>	<b>6</b>	<b>86</b>	<b>12.3</b>	<b>48</b>	<b>0</b>



SINGLE-GAME HIGHS: RUSHING/RECEIVING

<b>Rush Attempts</b>	2 at Carolina, Nov 24, 2024 2 at San Francisco, Oct 20, 2024 2 at San Francisco, Oct 23, 2022 ...1 more at 2.	<b>Longest Kickoff Return</b>	104t vs. L.A. Chargers, Dec 29, 2019 34 vs. Minnesota, Nov 03, 2019 32 at Atlanta, Sep 22, 2024 32 at Chicago, Dec 22, 2019 31 at L.A. Chargers, Sep 20, 2020 ...1 more at 31.
<b>Rushing Yards</b>	38 at San Francisco, Oct 20, 2024 28 at San Francisco, Oct 23, 2022 25 at Philadelphia, Oct 03, 2021 20 vs. Atlanta, Dec 27, 2020 15 at Carolina, Nov 24, 2024	<b>Kickoff Return TDs</b>	1 vs. L.A. Chargers, Dec 29, 2019
<b>Longest Runs</b>	25t at San Francisco, Oct 23, 2022 24 at Philadelphia, Oct 03, 2021 20 at San Francisco, Oct 20, 2024 20 vs. Atlanta, Dec 27, 2020 18t at San Francisco, Oct 20, 2024	<b>Fair Catches</b>	3 vs. Miami, Nov 05, 2023 2 at Buffalo, Nov 17, 2024 2 vs. Tampa Bay, Nov 04, 2024 2 at San Francisco, Oct 20, 2024 ...6 more at 2.
<b>Rushing TDs</b>	2 at San Francisco, Oct 23, 2022 1 at San Francisco, Oct 20, 2024	<b>Punt Return Yards</b>	67 at Miami, Dec 13, 2020 56 at Washington, Oct 17, 2021 55 at San Francisco, Oct 20, 2024 50 vs. L.A. Chargers, Oct 22, 2023 42 vs. Tennessee, Nov 06, 2022
<b>Receptions</b>	9 vs. Buffalo, Oct 10, 2021 8 at Denver, Jan 08, 2022 7 vs. N.Y. Jets, Nov 01, 2020 6 at L.A. Chargers, Jan 07, 2024 6 vs. Tennessee, Nov 06, 2022	<b>Longest Punt Return</b>	67t at Miami, Dec 13, 2020 55 at San Francisco, Oct 20, 2024 50 vs. L.A. Chargers, Oct 22, 2023 36 at Denver, Oct 17, 2019 31 at Washington, Oct 17, 2021
<b>Receiving Yards</b>	103 at Denver, Jan 08, 2022 97 vs. Baltimore, Sep 22, 2019 96 vs. N.Y. Jets, Nov 01, 2020 81 at Baltimore, Sep 28, 2020 79 vs. Tennessee, Nov 06, 2022 ...1 more at 79.	<b>Punt Returns</b>	4 vs. New Orleans, Oct 07, 2024 4 vs. Tennessee, Nov 06, 2022 4 vs. Atlanta, Dec 27, 2020 ...2 more at 4.
<b>Receiving Average</b>	20.3 at Baltimore, Sep 28, 2020 19.8 vs. Indianapolis, Oct 06, 2019 18.3 vs. Las Vegas, Oct 10, 2022 16.3 vs. L.A. Chargers, Sep 15, 2022 16.0 vs. Carolina, Nov 08, 2020	<b>Punt Return TDs</b>	1 at Miami, Dec 13, 2020
<b>Longest Receptions</b>	83t vs. Baltimore, Sep 22, 2019 63t at Tennessee, Nov 10, 2019 53 at Cincinnati, Jan 02, 2022 49 at Washington, Oct 17, 2021 49t at Baltimore, Sep 28, 2020	<b>Punt Return Average</b>	10.5 vs. Tennessee, Nov 06, 2022 9.3 vs. Denver, Nov 10, 2024 8.0 vs. New Orleans, Oct 07, 2024 7.0 vs. L.A. Chargers, Dec 29, 2019 6.7 at New England, Dec 08, 2019
<b>Receiving TDs</b>	1 vs. Tennessee, Nov 06, 2022 1 at San Francisco, Oct 23, 2022 1 vs. Buffalo, Oct 16, 2022 ...13 more at 1.	<b>Kickoff Return Average</b>	25.3 vs. Minnesota, Nov 03, 2019 24.3 at New England, Dec 08, 2019 22.7 vs. Green Bay, Oct 27, 2019 22.5 at Tennessee, Nov 10, 2019 3 at San Francisco, Oct 23, 2022 1 at San Francisco, Oct 20, 2024 1 vs. Tennessee, Nov 06, 2022 1 vs. Buffalo, Oct 16, 2022 ...15 more at 1.
<b>All-Purpose Yards</b>	168 vs. L.A. Chargers, Dec 29, 2019 158 at Tennessee, Nov 10, 2019 141 at New England, Dec 08, 2019 141 vs. Green Bay, Oct 27, 2019 125 vs. Minnesota, Nov 03, 2019	<b>Most TDs</b>	3 at San Francisco, Oct 23, 2022 1 at San Francisco, Oct 20, 2024 1 vs. Tennessee, Nov 06, 2022 1 vs. Buffalo, Oct 16, 2022 ...15 more at 1.
<b>Kickoff Returns</b>	4 at Tennessee, Nov 10, 2019 4 vs. Minnesota, Nov 03, 2019 3 at New England, Dec 08, 2019 3 vs. Green Bay, Oct 27, 2019 2 at Atlanta, Sep 22, 2024 ...6 more at 2.	<b>Miscellaneous Tackles</b>	1 vs. L.A. Chargers, Oct 22, 2023 1 at Tennessee, Oct 24, 2021 1 vs. L.A. Chargers, Sep 26, 2021
<b>Kickoff Return Yards</b>	117 vs. L.A. Chargers, Dec 29, 2019 101 vs. Minnesota, Nov 03, 2019 90 at Tennessee, Nov 10, 2019 73 at New England, Dec 08, 2019 68 vs. Green Bay, Oct 27, 2019		

SINGLE-GAME HIGHS - POSTSEASON: RUSHING/RECEIVING

<b>Rush Attempts</b>	2 vs. Cincinnati, Jan 29, 2023 2 vs. Cincinnati, Jan 30, 2022 2 vs. Buffalo, Jan 23, 2022 ...1 more at 2.	<b>Kickoff Returns</b>	6 vs. Houston, Jan 12, 2020 4 vs. Tennessee, Jan 19, 2020 3 vs. San Francisco, Feb 02, 2020 1 vs. Buffalo, Jan 24, 2021
<b>Rushing Yards</b>	50 vs. Buffalo, Jan 24, 2021 31 vs. Buffalo, Jan 23, 2022 18 vs. Cincinnati, Jan 30, 2022 7 vs. Cincinnati, Jan 29, 2023 6 vs. Pittsburgh, Jan 16, 2022	<b>Kickoff Return Yards</b>	142 vs. Houston, Jan 12, 2020 86 vs. Tennessee, Jan 19, 2020 58 vs. San Francisco, Feb 02, 2020 26 vs. Buffalo, Jan 24, 2021
<b>Longest Runs</b>	50 vs. Buffalo, Jan 24, 2021 25t vs. Buffalo, Jan 23, 2022 9 vs. Cincinnati, Jan 30, 2022 9 vs. Cincinnati, Jan 30, 2022 6 vs. Buffalo, Jan 23, 2022 ...1 more at 6.	<b>Longest Kickoff Return</b>	58 vs. Houston, Jan 12, 2020 35 vs. Tennessee, Jan 19, 2020 29 vs. San Francisco, Feb 02, 2020 26 vs. Buffalo, Jan 24, 2021 24 vs. Houston, Jan 12, 2020
<b>Rushing TDs</b>	1 vs. Buffalo, Jan 23, 2022	<b>Fair Catches</b>	2 vs. San Francisco, Feb 02, 2020 1 vs. Cincinnati, Jan 30, 2022 1 vs. Buffalo, Jan 23, 2022 1 at Tampa Bay, Feb 07, 2021 ...1 more at 1.
<b>Receptions</b>	4 vs. Pittsburgh, Jan 16, 2022 4 vs. Cleveland, Jan 17, 2021 3 vs. San Francisco, Feb 11, 2024 3 vs. Cincinnati, Jan 30, 2022 2 vs. Cincinnati, Jan 29, 2023 ...3 more at 2.	<b>Punt Return Yards</b>	70 vs. Pittsburgh, Jan 16, 2022 8 vs. Cleveland, Jan 17, 2021 7 vs. Tennessee, Jan 19, 2020 1 vs. Houston, Jan 12, 2020
<b>Receiving Yards</b>	58 vs. Cleveland, Jan 17, 2021 57 vs. San Francisco, Feb 11, 2024 52 vs. Cincinnati, Jan 30, 2022 43 vs. Pittsburgh, Jan 16, 2022 26 vs. Buffalo, Jan 23, 2022	<b>Longest Punt Return</b>	48 vs. Pittsburgh, Jan 16, 2022 21 vs. Pittsburgh, Jan 16, 2022 8 vs. Cleveland, Jan 17, 2021 7 vs. Tennessee, Jan 19, 2020 1 vs. Pittsburgh, Jan 16, 2022 ...1 more at 1.
<b>Receiving Average</b>	19.0 vs. San Francisco, Feb 11, 2024 17.3 vs. Cincinnati, Jan 30, 2022 14.5 vs. Cleveland, Jan 17, 2021 10.8 vs. Pittsburgh, Jan 16, 2022	<b>Punt Returns</b>	3 vs. Pittsburgh, Jan 16, 2022 1 vs. Buffalo, Jan 24, 2021 1 vs. Cleveland, Jan 17, 2021 1 vs. Tennessee, Jan 19, 2020 ...1 more at 1.
<b>Longest Receptions</b>	52 vs. San Francisco, Feb 11, 2024 44 vs. Cincinnati, Jan 30, 2022 42 vs. Cleveland, Jan 17, 2021 41 vs. Pittsburgh, Jan 16, 2022 26 vs. Buffalo, Jan 23, 2022	<b>Punt Return Average</b>	23.3 vs. Pittsburgh, Jan 16, 2022
<b>Receiving TDs</b>	1 vs. San Francisco, Feb 11, 2024 1 vs. Cincinnati, Jan 30, 2022 1 vs. Buffalo, Jan 24, 2021	<b>Kickoff Return Average</b>	23.7 vs. Houston, Jan 12, 2020 21.5 vs. Tennessee, Jan 19, 2020 19.3 vs. San Francisco, Feb 02, 2020 1 vs. San Francisco, Feb 11, 2024 1 vs. Cincinnati, Jan 30, 2022 1 vs. Buffalo, Jan 23, 2022 ...1 more at 1.
<b>All-Purpose Yards</b>	162 vs. Houston, Jan 12, 2020 119 vs. Pittsburgh, Jan 16, 2022 101 vs. Tennessee, Jan 19, 2020 80 vs. Buffalo, Jan 24, 2021 70 vs. Cincinnati, Jan 30, 2022 ...1 more at 70.	<b>Most TDs</b>	

100-YARD RECEIVING GAMES (1): REGULAR SEASON

DATE	TEAM	NO.	YDS.	AVG.	LG	TD
01/08/22	at Broncos	8	103	12.9	44	0

2019 GAME-BY-GAME REGULAR-SEASON STATISTICS (CHIEFS)

DATE	OPPONENT	P/S	RECEIVING					RUSHING					W/L	SCORE	
			NO.	YDS.	AVG.	LG	TD	NO.	YDS.	AVG.	LG	TD			
09/08	at Jaguars	P	0	0	0.0	0	0	0	0	0.0	0	0	0	W	40-26
09/15	at Raiders	S	4	61	15.3	42t	1	0	0	0.0	0	0	0	W	28-10
09/22	Ravens	P	2	97	48.5	83t	1	1	7	7.0	7	0	W	33-28	
09/29	at Lions	S	2	9	4.5	7	0	0	0	0.0	0	0	W	34-30	
10/06	Colts	P	4	79	19.8	31	0	1	-6	-6.0	-6	0	L	13-19	
10/13	Texans	P	4	45	11.3	14	0	0	0	0.0	0	0	L	24-31	
10/17	at Broncos	S	2	28	14.0	21t	1	0	0	0.0	0	0	W	30-6	
10/27	Packers	P	2	55	27.5	30t	1	0	0	0.0	0	0	L	24-31	
11/03	Vikings	S	0	0	0.0	0	0	1	7	7.0	7	0	W	26-23	
11/10	at Titans	P	1	63	63.0	63t	1	0	0	0.0	0	0	L	32-35	
11/18	at Chargers	P	2	13	6.5	9	0	0	0	0.0	0	0	W	24-17	
12/01	Raiders	P	0	0	0.0	0	0	1	9	9.0	9	0	W	40-9	
12/08	at Patriots	P	1	48	48.0	48t	1	0	0	0.0	0	0	W	23-16	
12/15	Broncos	P	1	10	10.0	10	0	0	0	0.0	0	0	W	23-3	
12/22	at Bears	P	0	0	0.0	0	0	0	0	0.0	0	0	W	26-3	
12/29	Chargers	S	1	30	30.0	30	0	0	0	0.0	0	0	W	31-21	
<b>2019 TOTALS</b>		<b>16-5</b>	<b>26</b>	<b>538</b>	<b>20.7</b>	<b>83T</b>	<b>6</b>	<b>4</b>	<b>17</b>	<b>4.3</b>	<b>9</b>	<b>0</b>	<b>12-4</b>		

2020 GAME-BY-GAME REGULAR-SEASON STATISTICS (CHIEFS)

DATE	OPPONENT	P/S	RECEIVING					RUSHING					W/L	SCORE
			NO.	YDS.	AVG.	LG	TD	NO.	YDS.	AVG.	LG	TD		
09/10	Texans	P	1	6	6.0	6	0	0	0	0.0	0	0	W	34-20
09/20	at Chargers	S	2	30	15.0	22	0	1	3	3.0	3	0	W	23-20+
09/28	at Ravens	P	4	81	20.3	49t	1	0	0	0.0	0	0	W	34-20
10/05	Patriots	S	4	27	6.8	10	1	0	0	0.0	0	0	W	26-10
10/11	Raiders	S	2	50	25.0	37	0	0	0	0.0	0	0	L	32-40
10/19	at Bills	S	0	0	0.0	0	0	0	0	0.0	0	0	W	26-17
10/25	at Broncos	S	2	57	28.5	38	0	1	13	13.0	13	0	W	43-16
11/01	Jets	P	7	96	13.7	30t	1	0	0	0.0	0	0	W	35-9
11/08	Panthers	S	3	48	16.0	32	0	0	0	0.0	0	0	W	33-31
11/22	at Raiders	P	1	16	16.0	16	0	0	0	0.0	0	0	W	35-31
11/29	at Buccaneers	P	3	23	7.7	15	0	0	0	0.0	0	0	W	27-24
12/06	Broncos	P	1	15	15.0	15	0	0	0	0.0	0	0	W	22-16
12/13	at Dolphins	P	3	40	13.3	26	0	0	0	0.0	0	0	W	33-27
12/20	at Saints	P	3	22	7.3	9	1	1	-5	-5.0	-5	0	W	32-29
12/27	Falcons	S	3	24	8.0	11	0	1	20	20.0	20	0	W	17-14
01/03	Chargers	S	2	25	12.5	18	0	0	0	0.0	0	0	L	21-38
<b>2020 TOTALS</b>		<b>16-8</b>	<b>41</b>	<b>560</b>	<b>13.7</b>	<b>49T</b>	<b>4</b>	<b>4</b>	<b>31</b>	<b>7.8</b>	<b>20</b>	<b>0</b>	<b>14-2</b>	

+ - Overtime

2021 GAME-BY-GAME REGULAR-SEASON STATISTICS (CHIEFS)

DATE	OPPONENT	P/S	RECEIVING					RUSHING					W/L	SCORE
			NO.	YDS.	AVG.	LG	TD	NO.	YDS.	AVG.	LG	TD		
09/12	Browns	S	3	19	6.3	8	0	0	0	0.0	0	0	W	33-29
09/19	at Ravens	S	5	55	11.0	19	0	0	0	0.0	0	0	L	35-36
09/26	Chargers	S	3	33	11.0	15	1	1	2	2.0	2	0	L	24-30
10/03	at Eagles	P	2	16	8.0	9	0	2	25	12.5	24	0	W	42-30
10/10	Bills	S	9	76	8.4	26	0	0	0	0.0	0	0	L	20-38
10/17	at Football Team	P	4	62	15.5	49	0	1	6	6.0	6	0	W	31-13
10/24	at Titans	S	4	28	7.0	9	0	0	0	0.0	0	0	L	3-27
11/01	Giants	S	5	63	12.6	24	0	0	0	0.0	0	0	W	20-17
11/07	Packers	S	3	20	6.7	9	0	0	0	0.0	0	0	W	13-7
11/14	at Raiders	P	2	27	13.5	27	0	1	3	3.0	3	0	W	41-14
11/21	Cowboys	P	2	25	12.5	13	0	0	0	0.0	0	0	W	19-9
12/05	Broncos	P	1	12	12.0	12	0	0	0	0.0	0	0	W	22-9
12/12	Raiders	P	2	59	29.5	44	0	1	0	0.0	0	0	W	48-9
12/16	at Chargers	P	2	11	5.5	6	0	1	0	0.0	0	0	W	34-28+
12/26	Steelers	P	3	31	10.3	14	1	0	0	0.0	0	0	W	36-10
01/02	at Bengals	P	1	53	53.0	53	0	0	0	0.0	0	0	L	31-34
01/08	at Broncos	S	8	103	12.9	44	0	1	10	10.0	10	0	W	28-24
<b>2021 TOTALS</b>		<b>17-8</b>	<b>59</b>	<b>693</b>	<b>11.7</b>	<b>53</b>	<b>2</b>	<b>8</b>	<b>46</b>	<b>5.8</b>	<b>24</b>	<b>0</b>	<b>12-5</b>	

+ - Overtime



2022 GAME-BY-GAME REGULAR-SEASON STATISTICS (CHIEFS)

DATE	OPPONENT	P/S	RECEIVING					RUSHING					W/L	SCORE
			NO.	YDS.	AVG.	LG	TD	NO.	YDS.	AVG.	LG	TD		
09/11	at Cardinals	S	3	16	5.3	8	1	0	0	0.0	0	0	W	44-21
09/15	Chargers	S	3	49	16.3	30	0	1	-4	-4.0	-4	0	W	27-24
09/25	at Colts	S	1	2	2.0	2	0	0	0	0.0	0	0	L	17-20
10/02	at Buccaneers	S	1	4	4.0	4	0	0	0	0.0	0	0	W	41-31
10/10	Raiders	P	4	73	18.3	36	0	1	7	7.0	7	0	W	30-29
10/16	Bills	P	3	42	14.0	26	1	0	0	0.0	0	0	L	20-24
10/23	at 49ers	S	4	32	8.0	18	1	2	28	14.0	25t	2	W	44-23
11/06	Titans	P	6	79	13.2	33	1	0	0	0.0	0	0	W	20-17+
11/13	Jaguars												W	27-17
11/20	at Chargers												W	30-27
11/27	Rams												W	26-10
12/04	at Bengals												L	24-27
12/11	at Broncos												W	34-28
12/18	at Texans												W	30-24+
12/24	Seahawks												W	24-10
01/01	Broncos												W	27-24
01/07	at Raiders												W	31-13
<b>2022 TOTALS</b>		<b>8-5</b>	<b>25</b>	<b>297</b>	<b>11.9</b>	<b>36</b>	<b>4</b>	<b>4</b>	<b>31</b>	<b>7.8</b>	<b>25T</b>	<b>2</b>	<b>14-3</b>	

+ - Overtime

2023 GAME-BY-GAME REGULAR-SEASON STATISTICS (JETS/CHIEFS)

DATE	OPPONENT	P/S	RECEIVING					RUSHING					W/L	SCORE
			NO.	YDS.	AVG.	LG	TD	NO.	YDS.	AVG.	LG	TD		
09/11	Bills	P	0	0	0.0	0	0	0	0	0.0	0	0	W	22-16+
09/17	at Cowboys	P	1	6	6.0	6	0	0	0	0.0	0	0	L	10-30
09/24	Patriots	P	0	0	0.0	0	0	0	0	0.0	0	0	L	10-15
10/01	Chiefs	P	0	0	0.0	0	0	0	0	0.0	0	0	L	20-23
10/08	at Broncos												W	31-21
<b>2023 TOTALS</b>		<b>10-2</b>	<b>15</b>	<b>124</b>	<b>8.3</b>	<b>37</b>	<b>0</b>	<b>1</b>	<b>3</b>	<b>3.0</b>	<b>3</b>	<b>0</b>	<b>8-8</b>	

+ - Overtime

2024 GAME-BY-GAME REGULAR-SEASON STATISTICS (CHIEFS)

DATE	OPPONENT	P/S	RECEIVING					RUSHING					W/L	SCORE
			NO.	YDS.	AVG.	LG	TD	NO.	YDS.	AVG.	LG	TD		
09/05	Ravens	P	0	0	0.0	0	0	0	0	0.0	0	0	W	27-20
09/15	Bengals	P	0	0	0.0	0	0	0	0	0.0	0	0	W	26-25
09/22	at Falcons	P	0	0	0.0	0	0	0	0	0.0	0	0	W	22-17
09/29	at Chargers	P	0	0	0.0	0	0	0	0	0.0	0	0	W	17-10
10/07	Saints	P	4	33	8.3	15	0	0	0	0.0	0	0	W	26-13
10/20	at 49ers	P	1	17	17.0	17	0	2	38	19.0	20	1	W	28-18
10/27	at Raiders	P	1	8	8.0	8	0	0	0	0.0	0	0	W	27-20
11/04	Buccaneers	P	3	17	5.7	12	0	0	0	0.0	0	0	W	30-24+
11/10	Broncos	P	1	3	3.0	3	0	0	0	0.0	0	0	W	16-14
11/17	at Bills	P	2	12	6.0	12	0	1	9	9.0	9	0	L	21-30
11/24	at Panthers	P	0	0	0.0	0	0	2	15	7.5	9	0	W	30-27
11/29	Raiders	P	0	0	0.0	0	0	0	0	0.0	0	0	W	19-17
<b>2024 TOTALS</b>		<b>12-0</b>	<b>12</b>	<b>90</b>	<b>7.5</b>	<b>17</b>	<b>0</b>	<b>5</b>	<b>62</b>	<b>12.4</b>	<b>20</b>	<b>1</b>	<b>11-1</b>	

+ - Overtime

2019 GAME-BY-GAME POSTSEASON STATISTICS (CHIEFS)

DATE	OPPONENT	P/S	RECEIVING					RUSHING					W/L	SCORE
			NO.	YDS.	AVG.	LG	TD	NO.	YDS.	AVG.	LG	TD		
01/12	Texans	P	2	19	9.5	13	0	0	0	0.0	0	0	W	51-31
01/19	Titans	P	1	8	8.0	8	0	0	0	0.0	0	0	W	35-24
02/02	49ers	S	1	2	2.0	2	0	1	-6	-6.0	-6	0	W	31-20
<b>2019 TOTALS</b>		<b>3-1</b>	<b>4</b>	<b>29</b>	<b>7.3</b>	<b>13</b>	<b>0</b>	<b>1</b>	<b>-6</b>	<b>-6.0</b>	<b>-6</b>	<b>0</b>	<b>3-0</b>	

2020 GAME-BY-GAME POSTSEASON STATISTICS (CHIEFS)

DATE	OPPONENT	P/S	RECEIVING					RUSHING					W/L	SCORE
			NO.	YDS.	AVG.	LG	TD	NO.	YDS.	AVG.	LG	TD		
01/17	Browns	S	4	58	14.5	42	0	1	4	4.0	4	0	W	22-17
01/24	Bills	P	2	4	2.0	3t	1	1	50	50.0	50	0	W	38-24
02/07	at Buccaneers	P	2	4	2.0	4	0	0	0	0.0	0	0	L	9-31
<b>2020 TOTALS</b>		<b>3-1</b>	<b>8</b>	<b>66</b>	<b>8.3</b>	<b>42</b>	<b>1</b>	<b>2</b>	<b>54</b>	<b>27.0</b>	<b>50</b>	<b>0</b>	<b>2-1</b>	



2021 GAME-BY-GAME POSTSEASON STATISTICS (CHIEFS)

DATE	OPPONENT	P/S	RECEIVING					RUSHING					W/L	SCORE
			NO.	YDS.	AVG.	LG	TD	NO.	YDS.	AVG.	LG	TD		
01/16	Steelers	S	4	43	10.8	41	0	2	6	3.0	6	0	W	42-21
01/23	Bills	P	1	26	26.0	26	0	2	31	15.5	25t	1	W	42-36+
01/30	Bengals	P	3	52	17.3	44	1	2	18	9.0	9	0	L	24-27+
<b>2021 TOTALS</b>		<b>3-1</b>	<b>8</b>	<b>121</b>	<b>15.1</b>	<b>44</b>	<b>1</b>	<b>6</b>	<b>55</b>	<b>9.2</b>	<b>25T</b>	<b>1</b>	<b>2-1</b>	

+ - Overtime

2022 GAME-BY-GAME POSTSEASON STATISTICS (CHIEFS)

DATE	OPPONENT	P/S	RECEIVING					RUSHING					W/L	SCORE
			NO.	YDS.	AVG.	LG	TD	NO.	YDS.	AVG.	LG	TD		
01/21	Jaguars												W	27-20
01/29	Bengals	P	2	10	5.0	11	0	2	7	3.5	5	0	W	23-20
02/12	at Eagles												W	38-35
<b>2022 TOTALS</b>		<b>1-0</b>	<b>2</b>	<b>10</b>	<b>5.0</b>	<b>11</b>	<b>0</b>	<b>2</b>	<b>7</b>	<b>3.5</b>	<b>5</b>	<b>0</b>	<b>3-0</b>	

2023 GAME-BY-GAME POSTSEASON STATISTICS (CHIEFS)

DATE	OPPONENT	P/S	RECEIVING					RUSHING					W/L	SCORE
			NO.	YDS.	AVG.	LG	TD	NO.	YDS.	AVG.	LG	TD		
01/13	Dolphins	P	1	3	3.0	3	0	1	-4	-4.0	-4	0	W	26-7
01/21	at Bills	S	1	2	2.0	2	0	1	-1	-1.0	-1	0	W	27-24
01/28	at Ravens	P	0	0	0.0	0	0	0	0	0.0	0	0	W	17-10
02/11	49ers	P	3	57	19.0	52	1	0	0	0.0	0	0	W	25-22+
<b>2023 TOTALS</b>		<b>4-1</b>	<b>5</b>	<b>62</b>	<b>12.4</b>	<b>52</b>	<b>1</b>	<b>2</b>	<b>-5</b>	<b>-2.5</b>	<b>-1</b>	<b>0</b>	<b>4-0</b>	

+ - Overtime

2019 GAME-BY-GAME REGULAR-SEASON STATISTICS (CHIEFS)

DATE	OPPONENT	P/S	KICKOFF RETURNS					PUNT RETURNS					W/L	SCORE	
			RET	YDS	AVG	LG	TD	NO	FC	YDS	AVG	LG			TD
09/08	at Jaguars	P	2	45	22.5	27	0	0	1	0	0.0	0	0	W	40-26
09/15	at Raiders	S	1	18	18.0	18	0	1	0	20	20.0	20	0	W	28-10
09/22	Ravens	P	0	0	0.0	0	0	0	0	0	0.0	0	0	W	33-28
09/29	at Lions	S	1	29	29.0	29	0	0	0	0	0.0	0	0	W	34-30
10/06	Colts	P	1	22	22.0	22	0	0	0	0	0.0	0	0	L	13-19
10/13	Texans	P	2	41	20.5	22	0	0	0	0	0.0	0	0	L	24-31
10/17	at Broncos	S	0	0	0.0	0	0	1	0	36	36.0	36	0	W	30-6
10/27	Packers	P	3	68	22.7	26	0	1	0	18	18.0	18	0	L	24-31
11/03	Vikings	S	4	101	25.3	34	0	2	1	17	8.5	15	0	W	26-23
11/10	at Titans	P	4	90	22.5	30	0	1	2	5	5.0	5	0	L	32-35
11/18	at Chargers	P	0	0	0.0	0	0	2	0	22	11.0	15	0	W	24-17
12/01	Raiders	P	1	23	23.0	23	0	0	1	0	0.0	0	0	W	40-9
12/08	at Patriots	P	3	73	24.3	31	0	3	0	20	6.7	9	0	W	23-16
12/15	Broncos	P	1	20	20.0	20	0	2	1	-2	-1.0	0	0	W	23-3
12/22	at Bears	P	2	57	28.5	32	0	2	0	10	5.0	9	0	W	26-3
12/29	Chargers	S	2	117	58.5	104t	1	3	0	21	7.0	15	0	W	31-21
<b>2019 TOTALS</b>		<b>16-5</b>	<b>27</b>	<b>704</b>	<b>26.1</b>	<b>104T</b>	<b>1</b>	<b>18</b>	<b>6</b>	<b>167</b>	<b>9.3</b>	<b>36</b>	<b>0</b>	<b>12-4</b>	





# MALIK HERRING



**DEFENSIVE END #94**  
**GEORGIA**

**4TH** YEAR IN THE NFL

**4TH** YEAR WITH THE CHIEFS

**HEIGHT:** 6'3"  
**WEIGHT:** 275 LBS  
**DRAFTED:** CFA-21  
**BIRTHDAY:** 11/9/97

- Herring enters his fourth season with the Chiefs in 2024.
- Originally entered the NFL as an undrafted free agent with the Kansas City Chiefs in 2021.

**Transactions:**

Originally entered the NFL as an undrafted free agent with the Kansas City Chiefs in 2021.

**COLLEGE**

Appeared in 52 games (17 starts) totaling 76 tackles (38 solo), 13.0 tackles for loss, 4.0 sacks, four passes defended and one forced fumble ... In 2020, started at end in eight of 10 games finishing with 20 tackles and 24 total QB pressures on the season, second-best among all defenders ... In 2019, played in 13-of-14 games, starting in nine finishing with 26 total stops and 18 QB pressures, third-best among all defenders.

**PERSONAL**

- Attended Mary Persons High School.
- Selected to the Atlanta Journal-Constitution 2016 Georgia's Super 11 team and Class 4A All-State team.
- Georgia Sports Writers Association Class AAAA All-State team.
- Aided the Mary Persons Bulldogs to the semifinals of the 2016 GHSA Class AAAA playoffs.
- Touchdown Club of Atlanta Metro Atlanta All-Star Team.
- Appeared in 13 games his senior year, totaling 81 total tackles, 27 tackles for loss, 9.0 sacks and caused two fumbles.
- Also added two touchdowns on three receptions his senior year.
- Hometown: Forsyth, Ga.

**MALIK HERRING'S NFL REGULAR SEASON DEFENSIVE STATISTICS**

DATE	TEAM	GP	GS	TACKLES							INTERCEPTIONS					O. FUMB				ST			MISC					
				TK	S	A	TFL	YDS	SK	YDS	QBH	NO	YDS	LG	TD	PD	FF	FR	TD	YDS	TK	S	A	FF	FR	S	A	
2021	Chiefs	0	0	0	0	0	0	0	0	0.0	0.0	0	0	0	0	0	0	0	0	0	0	0	0	0	0	0	0	0
2022	Chiefs	7	0	6	1	5	0	0	0.0	0.0	0	0	0	0	0	0	0	1	0	0	0	0	0	0	0	0	0	0
2023	Chiefs	7	1	10	7	3	2	10	1.5	10.0	3	0	0	0	0	1	1	0	0	0	0	0	0	0	0	0	0	0
2024	Chiefs	11	0	8	5	3	1	3	0.0	0.0	3	0	0	0	0	0	0	0	0	0	0	0	0	0	0	0	0	0
<b>NFL TOTALS</b>		<b>25</b>	<b>1</b>	<b>24</b>	<b>13</b>	<b>11</b>	<b>3</b>	<b>13</b>	<b>1.5</b>	<b>10.0</b>	<b>6</b>	<b>0</b>	<b>0</b>	<b>0</b>	<b>0</b>	<b>1</b>	<b>1</b>	<b>1</b>	<b>0</b>	<b>0</b>	<b>0</b>	<b>0</b>	<b>0</b>	<b>0</b>	<b>0</b>	<b>0</b>	<b>0</b>	<b>0</b>

**MALIK HERRING'S NFL POSTSEASON DEFENSIVE STATISTICS**

DATE	TEAM	GP	GS	TACKLES							INTERCEPTIONS					O. FUMB				ST			MISC					
				TK	S	A	TFL	YDS	SK	YDS	QBH	NO	YDS	LG	TD	PD	FF	FR	TD	YDS	TK	S	A	FF	FR	S	A	
2021	Chiefs	0	0	0	0	0	0	0	0.0	0.0	0	0	0	0	0	0	0	0	0	0	0	0	0	0	0	0	0	0
2022	Chiefs	0	0	0	0	0	0	0	0.0	0.0	0	0	0	0	0	0	0	0	0	0	0	0	0	0	0	0	0	0
2023	Chiefs	4	0	4	1	3	0	0	0.0	0.0	0	0	0	0	0	0	0	0	0	0	0	0	0	0	0	0	0	0
<b>NFL TOTALS</b>		<b>4</b>	<b>0</b>	<b>4</b>	<b>1</b>	<b>3</b>	<b>0</b>	<b>0</b>	<b>0.0</b>	<b>0.0</b>	<b>0</b>	<b>0</b>	<b>0</b>	<b>0</b>	<b>0</b>	<b>0</b>	<b>0</b>	<b>0</b>	<b>0</b>	<b>0</b>	<b>0</b>	<b>0</b>	<b>0</b>	<b>0</b>	<b>0</b>	<b>0</b>	<b>0</b>	<b>0</b>





SINGLE-GAME HIGHS: DEFENSIVE

**Total Tackles** 5 at L.A. Chargers, Jan 07, 2024  
 3 at Las Vegas, Oct 27, 2024  
 3 vs. Chicago, Sep 24, 2023  
 2 at San Francisco, Oct 20, 2024  
 2 at L.A. Chargers, Sep 29, 2024  
 ...2 more at 2.

**Forced Fumbles**  
**Fumble Recoveries**  
**Tackles For Loss**

1 at L.A. Chargers, Jan 07, 2024  
 1 at San Francisco, Oct 23, 2022  
 1 at Las Vegas, Oct 27, 2024  
 1 at L.A. Chargers, Jan 07, 2024  
 1 vs. Denver, Oct 12, 2023

**Solo Tackles** 5 at L.A. Chargers, Jan 07, 2024  
 2 at Las Vegas, Oct 27, 2024  
 2 at L.A. Chargers, Sep 29, 2024  
 1 at San Francisco, Oct 20, 2024  
 1 vs. Denver, Oct 12, 2023  
 ...2 more at 1.

**Sacks** 1.0 at L.A. Chargers, Jan 07, 2024  
 0.5 vs. Denver, Oct 12, 2023

**Passes Defensed** 1 at L.A. Chargers, Jan 07, 2024

SINGLE-GAME HIGHS - POSTSEASON: DEFENSIVE

**Total Tackles** 2 at Buffalo, Jan 21, 2024  
 1 vs. Miami, Jan 13, 2024

**Solo Tackles** 1 vs. Miami, Jan 13, 2024

2021 GAME-BY-GAME REGULAR-SEASON STATISTICS (CHIEFS)

DATE	OPPONENT	P/S	TACKLES						INTERCEPTIONS				O. FUMB				ST				MISC		W/L	SCORE				
			TK	S	A	SK	YDS	TFL	YDS	QBH	NO	YDS	LG	TD	PD	FF	FR	TD	YDS	TK	S	A			FF	FR	S	A
09/12	Browns																									W	33-29	
09/19	at Ravens																									L	35-36	
09/26	Chargers																									L	24-30	
10/03	at Eagles																									W	42-30	
10/10	Bills																									L	20-38	
10/17	at Football Team																									W	31-13	
10/24	at Titans																									L	3-27	
11/01	Giants																									W	20-17	
11/07	Packers																									W	13-7	
11/14	at Raiders																									W	41-14	
11/21	Cowboys																									W	19-9	
12/05	Broncos																									W	22-9	
12/12	Raiders																									W	48-9	
12/16	at Chargers																									W	34-28+	
12/26	Steelers																									W	36-10	
01/02	at Bengals																									L	31-34	
01/08	at Broncos																									W	28-24	
<b>2021 TOTALS</b>			<b>0</b>	<b>0</b>	<b>0</b>	<b>0.0</b>	<b>0.0</b>	<b>0</b>	<b>0</b>	<b>0</b>	<b>0</b>	<b>0</b>	<b>0</b>	<b>0</b>	<b>0</b>	<b>0</b>	<b>0</b>	<b>0</b>	<b>0</b>	<b>0</b>	<b>0</b>	<b>0</b>	<b>0</b>	<b>0</b>	<b>0</b>	<b>0</b>	<b>0</b>	<b>12-5</b>

+ - Overtime

2022 GAME-BY-GAME REGULAR-SEASON STATISTICS (CHIEFS)

DATE	OPPONENT	P/S	TACKLES						INTERCEPTIONS				O. FUMB				ST				MISC		W/L	SCORE				
			TK	S	A	SK	YDS	TFL	YDS	QBH	NO	YDS	LG	TD	PD	FF	FR	TD	YDS	TK	S	A			FF	FR	S	A
09/11	at Cardinals																										W	44-21
09/15	Chargers																										W	27-24
09/25	at Colts	P	2	0	2	0.0	0.0	0	0	0	0	0	0	0	0	0	0	0	0	0	0	0	0	0	0	0	L	17-20
10/02	at Buccaneers	P	0	0	0	0.0	0.0	0	0	0	0	0	0	0	0	0	0	0	0	0	0	0	0	0	0	0	W	41-31
10/10	Raiders	P	1	1	0	0.0	0.0	0	0	0	0	0	0	0	0	0	0	0	0	0	0	0	0	0	0	0	W	30-29
10/16	Bills	P	0	0	0	0.0	0.0	0	0	0	0	0	0	0	0	0	0	0	0	0	0	0	0	0	0	L	20-24	
10/23	at 49ers	P	1	0	1	0.0	0.0	0	0	0	0	0	0	0	0	1	0	0	0	0	0	0	0	0	0	0	W	44-23
11/06	Titans	P	1	0	1	0.0	0.0	0	0	0	0	0	0	0	0	0	0	0	0	0	0	0	0	0	0	0	W	20-17+
11/13	Jaguars	P	1	0	1	0.0	0.0	0	0	0	0	0	0	0	0	0	0	0	0	0	0	0	0	0	0	0	W	27-17
11/20	at Chargers																										W	30-27
11/27	Rams																										W	26-10
12/04	at Bengals																										L	24-27
12/11	at Broncos																										W	34-28
12/18	at Texans																										W	30-24+
12/24	Seahawks																										W	24-10
01/01	Broncos																										W	27-24
01/07	at Raiders																										W	31-13
<b>2022 TOTALS</b>		<b>7-0</b>	<b>6</b>	<b>1</b>	<b>5</b>	<b>0.0</b>	<b>0.0</b>	<b>0</b>	<b>0</b>	<b>0</b>	<b>0</b>	<b>0</b>	<b>0</b>	<b>0</b>	<b>0</b>	<b>1</b>	<b>0</b>	<b>0</b>	<b>0</b>	<b>0</b>	<b>0</b>	<b>0</b>	<b>0</b>	<b>0</b>	<b>0</b>	<b>0</b>	<b>14-3</b>	

+ - Overtime







# JADEN HICKS

**DEFENSIVE BACK #21**  
**WASHINGTON STATE**



**ROOKIE**

**HEIGHT:** 6'1"  
**WEIGHT:** 215 LBS  
**DRAFTED:** D4B-24  
**BIRTHDAY:** 8/16/02

- Hicks enters his first season with the Chiefs in 2024.
- Originally entered the NFL as the second of two fourth-round picks (133rd overall) by the Kansas City Chiefs in the 2024 NFL Draft.

**Transactions:** Originally entered the NFL as the second of two fourth-round picks (133rd overall) by the Kansas City Chiefs in the 2024 NFL Draft.

## COLLEGE

Played three years at Washington State (2021-23) ... Played in 12 games in 2023 with four starts .... Totaled 79 tackles (49 solo), 2.5 sacks (-16.0 yards), six tackles for loss (-22.0 yards) and two interceptions ... His 6.6 tackles per game were 11th in the Pac-12 ... Started in 12 games and appeared in all 13 in 2022 ... Second on the team with 76 tackles (45 solo) and had the most amongst Pac-12 freshman defenders ... Added on 1.0 sack (-2.0 yards) and an interception ... Redshirted his 2021 season ... Earned the following awards: All-Pac 12 honorable mention ... Preseason All-Pac-12 third-team (Phil Steele) ... 2024 Reese's Senior Bowl participant ... Was WSU Defensive Player of the Week against Colorado State (2023) ... Was Bednarik Award Defensive Player of the Week against Wisconsin (2023) ... Named to freshman All-America third-team by College Football News ... Named to Midseason freshman All-America Team by College Football Team.

## PERSONAL

- Attended Bishop Gorman High School in Las Vegas.
- Named to All-State first-team by *MaxPreps* and All-Southern Nevada first-team by the *Las Vegas Review-Journal*.
- Was named to the Sports Illustrated All-America Watch List as a senior.
- Has an older brother, Kalen, who was a four-year (2016-19) letterwinner at Hawaii as a defensive back.

### REGULAR SEASON COMPARISON: DEFENSIVE - LOS ANGELES CHARGERS

DATE	OPP	W/L	GP/GS	TACKLES						INT	TFL	PD	QBH	TD	MISC	
				TOT	SOLO	ASST	SACK	YDS.	FF						FR	
9/29/24	KC @ LAC	W	P	0	0	0	0.0	0.0	0	0	0	0	0	0	0	0
<b>TOTALS</b>		<b>1/0</b>	<b>1/0</b>	<b>0</b>	<b>0</b>	<b>0</b>	<b>0.0</b>	<b>0.0</b>	<b>0</b>	<b>0</b>	<b>0</b>	<b>0</b>	<b>0</b>	<b>0</b>	<b>0</b>	<b>0</b>

## JADEN HICKS' NFL REGULAR SEASON DEFENSIVE STATISTICS

DATE	TEAM	GP	GS	TACKLES						INTERCEPTIONS					O. FUMB					ST					MISC						
				TK	S	A	TFL	YDS	SK	YDS	QBH	NO	YDS	LG	TD	PD	FF	FR	TD	YDS	TK	S	A	FF	FR	S	A				
2024	Chiefs	12	0	9	8	1	1	1	0.0	0.0	0	1	0	0	0	1	0	0	0	0	0	0	0	0	0	0	0	0	0	0	0
<b>NFL TOTALS</b>		<b>12</b>	<b>0</b>	<b>9</b>	<b>8</b>	<b>1</b>	<b>1</b>	<b>1</b>	<b>0.0</b>	<b>0.0</b>	<b>0</b>	<b>1</b>	<b>0</b>	<b>0</b>	<b>0</b>	<b>1</b>	<b>0</b>	<b>0</b>	<b>0</b>	<b>0</b>	<b>0</b>	<b>0</b>	<b>0</b>	<b>0</b>	<b>0</b>	<b>0</b>	<b>0</b>	<b>0</b>	<b>0</b>	<b>0</b>	

### SINGLE-GAME HIGHS: DEFENSIVE


- Total Tackles**
  - 2 at Carolina, Nov 24, 2024
  - 2 vs. Denver, Nov 10, 2024
  - 2 vs. Tampa Bay, Nov 04, 2024
  - 1 at Buffalo, Nov 17, 2024
  - ...1 more at 1.
- Solo Tackles**
  - 2 vs. Denver, Nov 10, 2024
  - 2 vs. Tampa Bay, Nov 04, 2024
  - 1 at Buffalo, Nov 17, 2024
  - 1 vs. Cincinnati, Sep 15, 2024
- Passes Defensed**
  - 1 at San Francisco, Oct 20, 2024
- Tackles For Loss**
  - 1 vs. Tampa Bay, Nov 04, 2024
- Interceptions**
  - 1 at San Francisco, Oct 20, 2024
- Special Teams Tackles**
  - 2 at Atlanta, Sep 22, 2024
  - 1 at Carolina, Nov 24, 2024
  - 1 at San Francisco, Oct 20, 2024



2024 GAME-BY-GAME REGULAR SEASON STATISTICS (CHIEFS)

DATE	OPPONENT	P/S	TACKLES							INTERCEPTIONS				O. FUMB			ST			MISC		W/L	SCORE					
			TK	S	A	SK	YDS	TFL	YDS	QBH	NO	YDS	LG	TD	PD	FF	FR	TD	YDS	TK	S			A	FF	FR	S	A
09/05	Ravens	P	0	0	0	0.0	0.0	0	0	0	0	0	0	0	0	0	0	0	0	0	0	0	0	0	0	0	W	27-20
09/15	Bengals	P	1	1	0	0.0	0.0	0	0	0	0	0	0	0	0	0	0	0	0	0	0	0	0	0	0	W	26-25	
09/22	at Falcons	P	0	0	0	0.0	0.0	0	0	0	0	0	0	0	0	0	0	0	2	2	0	0	0	0	0	W	22-17	
09/29	at Chargers	P	0	0	0	0.0	0.0	0	0	0	0	0	0	0	0	0	0	0	0	0	0	0	0	0	0	W	17-10	
10/07	Saints	P	0	0	0	0.0	0.0	0	0	0	0	0	0	0	0	0	0	0	0	0	0	0	0	0	0	W	26-13	
10/20	at 49ers	P	0	0	0	0.0	0.0	0	0	0	1	0	0	0	1	0	0	0	0	1	1	0	0	0	0	W	28-18	
10/27	at Raiders	P	0	0	0	0.0	0.0	0	0	0	0	0	0	0	0	0	0	0	0	0	0	0	0	0	0	W	27-20	
11/04	Buccaneers	P	2	2	0	0.0	0.0	1	1	0	0	0	0	0	0	0	0	0	0	0	0	0	0	0	0	W	30-24+	
11/10	Broncos	P	2	2	0	0.0	0.0	0	0	0	0	0	0	0	0	0	0	0	0	0	0	0	0	0	0	W	16-14	
11/17	at Bills	P	1	1	0	0.0	0.0	0	0	0	0	0	0	0	0	0	0	0	0	0	0	0	0	0	L	21-30		
11/24	at Panthers	P	2	1	1	0.0	0.0	0	0	0	0	0	0	0	0	0	0	0	1	1	0	0	0	0	0	W	30-27	
11/29	Raiders	P	1	1	0	0.0	0.0	0	0	0	0	0	0	0	0	0	0	0	0	0	0	0	0	0	0	W	19-17	
<b>2024 TOTALS</b>		<b>12-0</b>	<b>9</b>	<b>8</b>	<b>1</b>	<b>0.0</b>	<b>0.0</b>	<b>1</b>	<b>1</b>	<b>0</b>	<b>1</b>	<b>0</b>	<b>0</b>	<b>0</b>	<b>1</b>	<b>0</b>	<b>0</b>	<b>0</b>	<b>0</b>	<b>0</b>	<b>0</b>	<b>0</b>	<b>0</b>	<b>0</b>	<b>0</b>	<b>11-1</b>		

+ - Overtime




# DEANDRE HOPKINS

WIDE RECEIVER #8  
CLEMSON

**12<sup>TH</sup>** YEAR IN THE NFL

**1<sup>ST</sup>** YEAR WITH THE CHIEFS

HEIGHT: **6'1"**  
 WEIGHT: **212 LBS**  
 DRAFTED: **T (TEN)-24**  
 BIRTHDAY: **6/6/92**



- 👁️ Hopkins enters his first season with the Chiefs in 2024.
- 👁️ Originally entered the NFL as a first-round pick (27th overall) by the Houston Texans in 2013.

Traded to Kansas City (10/24/2024) ... Signed by Tennessee (7/24/2023) ... Cut by Arizona (5/26/2023) ... Re-signed by Arizona (9/8/2020) ... Traded to Arizona (3/18/2020) ... Resigned with Houston (9/1/2017) ... Originally entered the NFL as a first-round pick (27th overall) by the Houston Texans in 2013.

**Transactions:**

COLLEGE

Started 32 games for Clemson ... Totaled 206 receptions for 3,020 yards and 27 touchdowns ... Had 12 punt returns for 82 yards and two kickoff returns for 32 yards ... Played 39 games for the Tigers ... Finished his career first in school history in receiving yards, receiving touchdowns 100-yard receiving games (12) and second in receptions ... Became second player in ACC history to total at least 50 receptions as a freshman and sophomore ... Had a reception in his final 36 games ... Only Tiger with multiple 100+ yards receiving in multiple bowl games.

PERSONAL

- 👁️ Played basketball in college for Clemson after the football season ended in 2010-11.
- 👁️ Nicknamed "Nuk."
- 👁️ Majored in community recreation, sport & camp management.

REGULAR SEASON COMPARISON: RECEIVING - LOS ANGELES CHARGERS

DATE	OPP	W/L	GP/GS	REC	YDS.	AVG.	TD	LG	TGTS	YAC
9/9/13	HST @ SD	W	S	5	66	13.2	0	30	6	18
11/27/16	HST vs. SD	L	S	5	70	14.0	0	19	10	29
9/22/19	HST @ LAC	W	S	6	67	11.2	0	34	7	38
11/27/22	ARZ vs. LAC	L	S	4	87	21.8	1	33t	6	30
9/17/23	TEN vs. LAC	W	0	4	40	10.0	0	14	5	4
<b>TOTALS</b>		<b>3/2</b>	<b>5/5</b>	<b>24</b>	<b>330</b>	<b>13.8</b>	<b>1</b>	<b>34</b>	<b>34</b>	<b>119</b>



DEANDRE HOPKINS' NFL REGULAR SEASON RUSHING/RECEIVING STATISTICS

DATE	TEAM	GP	GS	RECEIVING					RUSHING				
				NO.	YDS.	AVG.	LG	TD	NO.	YDS.	AVG.	LG	TD
2013	Texans	16	16	52	802	15.4	66	2	0	0	0.0	0	0
2014	Texans	16	16	76	1,210	15.9	76t	6	0	0	0.0	0	0
2015	Texans	16	16	111	1,521	13.7	61t	11	0	0	0.0	0	0
2016	Texans	16	16	78	954	12.2	51	4	0	0	0.0	0	0
2017	Texans	15	15	96	1,378	14.4	72t	13	0	0	0.0	0	0
2018	Texans	16	16	115	1,572	13.7	49t	11	1	-7	-7.0	-7	0
2019	Texans	15	15	104	1,165	11.2	43t	7	2	18	9.0	12	0
2020	Cardinals	16	16	115	1,407	12.2	60	6	1	1	1.0	1	0
2021	Cardinals	10	10	42	572	13.6	55	8	0	0	0.0	0	0
2022	Cardinals	9	9	64	717	11.2	33t	3	0	0	0.0	0	0
2023	Cardinals	0	0	0	0	0.0	0	0	0	0	0.0	0	0
Went from <b>Arizona</b> to <b>Tennessee</b> .													
2023	Titans	1	1	75	1,057	14.1	61t	7	2	9	4.5	5	0
2023	TOTAL	1	1	75	1,057	14.1	61t	7	2	9	4.5	5	0
2024	Titans	6	3	15	173	11.5	23	1	0	0	0.0	0	0
Went from <b>Tennessee</b> to <b>Kansas City</b> .													
2024	Chiefs	5	4	26	325	12.5	35	3	0	0	0.0	0	0
2024	TOTAL	11	7	41	498	12.1	35	4	0	0	0.0	0	0
<b>NFL TOTALS</b>		<b>157</b>	<b>153</b>	<b>969</b>	<b>12,853</b>	<b>13.3</b>	<b>76T</b>	<b>82</b>	<b>6</b>	<b>21</b>	<b>3.5</b>	<b>12</b>	<b>0</b>

DEANDRE HOPKINS' NFL POSTSEASON RUSHING/RECEIVING STATISTICS

DATE	TEAM	GP	GS	RECEIVING					RUSHING				
				NO.	YDS.	AVG.	LG	TD	NO.	YDS.	AVG.	LG	TD
2015	Texans	1	1	6	69	11.5	17	0	0	0	0.0	0	0
2016	Texans	2	2	11	132	12.0	38	1	0	0	0.0	0	0
2018	Texans	1	1	5	37	7.4	13	0	0	0	0.0	0	0
2019	Texans	2	2	15	208	13.9	41	0	0	0	0.0	0	0
2021	Cardinals	0	0	0	0	0.0	0	0	0	0	0.0	0	0
<b>NFL TOTALS</b>		<b>6</b>	<b>6</b>	<b>37</b>	<b>446</b>	<b>12.1</b>	<b>41</b>	<b>1</b>	<b>0</b>	<b>0</b>	<b>0.0</b>	<b>0</b>	<b>0</b>

DEANDRE HOPKINS' NFL REGULAR SEASON RETURN STATISTICS

DATE	TEAM	KICKOFF RETURNS					PUNT RETURNS					
		RET.	YDS.	AVG.	LG	TD	NO.	FC	YDS.	AVG.	LG	TD
2013	Texans	0	0	0.0	0	0	0	0	0	0.0	0	0
2014	Texans	0	0	0.0	0	0	0	0	0	0.0	0	0
2015	Texans	0	0	0.0	0	0	0	0	0	0.0	0	0
2016	Texans	0	0	0.0	0	0	0	0	0	0.0	0	0
2017	Texans	0	0	0.0	0	0	0	0	0	0.0	0	0
2018	Texans	0	0	0.0	0	0	0	0	0	0.0	0	0
2019	Texans	0	0	0.0	0	0	0	0	0	0.0	0	0
2020	Cardinals	0	0	0.0	0	0	0	0	0	0.0	0	0
2021	Cardinals	0	0	0.0	0	0	0	0	0	0.0	0	0
2022	Cardinals	0	0	0.0	0	0	0	0	0	0.0	0	0
2023	Cardinals	0	0	0.0	0	0	0	0	0	0.0	0	0
Went from <b>Arizona</b> to <b>Tennessee</b> .												
2023	Titans	0	0	0.0	0	0	0	0	0	0.0	0	0
2023	TOTAL	0	0	0.0	0	0	0	0	0	0.0	0	0
2024	Titans	0	0	0.0	0	0	0	0	0	0.0	0	0
Went from <b>Tennessee</b> to <b>Kansas City</b> .												
2024	Chiefs	0	0	0.0	0	0	0	0	0	0.0	0	0
2024	TOTAL	0	0	0.0	0	0	0	0	0	0.0	0	0
<b>NFL TOTALS</b>		<b>0</b>	<b>0</b>	<b>0.0</b>	<b>0</b>	<b>0</b>	<b>0</b>	<b>0</b>	<b>0</b>	<b>0.0</b>	<b>0</b>	<b>0</b>

DEANDRE HOPKINS' NFL POSTSEASON RETURN STATISTICS

DATE	TEAM	KICKOFF RETURNS					PUNT RETURNS					
		RET.	YDS.	AVG.	LG	TD	NO.	FC	YDS.	AVG.	LG	TD
2015	Texans	0	0	0.0	0	0	0	0	0	0.0	0	0
2016	Texans	0	0	0.0	0	0	0	0	0	0.0	0	0
2018	Texans	0	0	0.0	0	0	0	0	0	0.0	0	0
2019	Texans	0	0	0.0	0	0	0	0	0	0.0	0	0
2021	Cardinals	0	0	0.0	0	0	0	0	0	0.0	0	0
<b>NFL TOTALS</b>		<b>0</b>	<b>0</b>	<b>0.0</b>	<b>0</b>	<b>0</b>	<b>0</b>	<b>0</b>	<b>0</b>	<b>0.0</b>	<b>0</b>	<b>0</b>



SINGLE-GAME HIGHS: RUSHING/RECEIVING

<b>Rush Attempts</b>	1 at Tennessee, Dec 03, 2023 1 at Pittsburgh, Nov 02, 2023 1 vs. Philadelphia, Dec 20, 2020 ...3 more at 1.	<b>Longest Receptions</b>	76t vs. Washington, Sep 07, 2014 72t at Seattle, Oct 29, 2017 66 vs. New England, Dec 01, 2013 61t at Tennessee, Oct 29, 2023 61t vs. N.Y. Jets, Nov 22, 2015
<b>Rushing Yards</b>	12 vs. Denver, Dec 08, 2019 6 at Jacksonville, Nov 03, 2019 5 at Pittsburgh, Nov 02, 2023 4 at Tennessee, Dec 03, 2023 1 vs. Philadelphia, Dec 20, 2020	<b>Receiving TDs</b>	3 at Tennessee, Oct 29, 2023 3 vs. Kansas City, Oct 08, 2017 2 vs. Tampa Bay, Nov 04, 2024 2 at Cleveland, Oct 17, 2021 ...10 more at 2.
<b>Longest Runs</b>	12 vs. Denver, Dec 08, 2019 6 at Jacksonville, Nov 03, 2019 5 at Pittsburgh, Nov 02, 2023 4 at Tennessee, Dec 03, 2023 1 vs. Philadelphia, Dec 20, 2020	<b>All-Purpose Yards</b>	238 vs. Tennessee, Nov 30, 2014 224 at Seattle, Oct 29, 2017 170 vs. Philadelphia, Dec 20, 2020 170 at N.Y. Jets, Dec 15, 2018 169 at Indianapolis, Sep 30, 2018 ...1 more at 169.
<b>Receptions</b>	14 at San Francisco, Sep 13, 2020 12 at Minnesota, Oct 30, 2022 12 vs. Jacksonville, Dec 30, 2018 11 vs. Oakland, Oct 27, 2019 11 vs. San Francisco, Dec 10, 2017 ...1 more at 11.	<b>Most TDs</b>	3 at Tennessee, Oct 29, 2023 3 vs. Kansas City, Oct 08, 2017 2 vs. Tampa Bay, Nov 04, 2024 2 at Cleveland, Oct 17, 2021 ...10 more at 2.
<b>Receiving Yards</b>	238 vs. Tennessee, Nov 30, 2014 224 at Seattle, Oct 29, 2017 170 at N.Y. Jets, Dec 15, 2018 169 vs. Philadelphia, Dec 20, 2020 169 at Indianapolis, Sep 30, 2018 ...1 more at 169.	<b>Miscellaneous Tackles</b>	2 at New Orleans, Sep 10, 2023 2 vs. Tennessee, Oct 02, 2016 1 at Tennessee, Dec 17, 2023 1 vs. L.A. Chargers, Nov 27, 2022 ...21 more at 1.
<b>Receiving Average</b>	32.0 at Tennessee, Oct 29, 2023 28.0 at Seattle, Oct 29, 2017 26.4 vs. Tennessee, Nov 30, 2014 25.3 at Jacksonville, Dec 05, 2013 25.3 at Kansas City, Oct 20, 2013	<b>Scrimmage Yards</b>	238 vs. Tennessee, Nov 30, 2014 224 at Seattle, Oct 29, 2017 170 vs. Philadelphia, Dec 20, 2020 170 at N.Y. Jets, Dec 15, 2018 169 at Indianapolis, Sep 30, 2018 ...1 more at 169.

SINGLE-GAME HIGHS - POSTSEASON: RECEIVING

<b>Receptions</b>	9 at Kansas City, Jan 12, 2020 6 vs. Buffalo, Jan 04, 2020 6 at New England, Jan 14, 2017 6 vs. Kansas City, Jan 09, 2016 5 vs. Indianapolis, Jan 05, 2019 ...1 more at 5.	<b>All-Purpose Yards</b>	118 at Kansas City, Jan 12, 2020 90 vs. Buffalo, Jan 04, 2020 69 vs. Kansas City, Jan 09, 2016 67 vs. Oakland, Jan 07, 2017 65 at New England, Jan 14, 2017
<b>Receiving Yards</b>	118 at Kansas City, Jan 12, 2020 90 vs. Buffalo, Jan 04, 2020 69 vs. Kansas City, Jan 09, 2016 67 vs. Oakland, Jan 07, 2017 65 at New England, Jan 14, 2017	<b>Most TDs</b>	1 vs. Oakland, Jan 07, 2017
<b>Receiving Average</b>	15.0 vs. Buffalo, Jan 04, 2020 13.4 vs. Oakland, Jan 07, 2017 13.1 at Kansas City, Jan 12, 2020 11.5 vs. Kansas City, Jan 09, 2016 10.8 at New England, Jan 14, 2017	<b>Miscellaneous Tackles</b>	1 at New England, Jan 14, 2017 1 vs. Kansas City, Jan 09, 2016
<b>Longest Receptions</b>	41 vs. Buffalo, Jan 04, 2020 38 at Kansas City, Jan 12, 2020 38 vs. Oakland, Jan 07, 2017 21 at Kansas City, Jan 12, 2020 20 at Kansas City, Jan 12, 2020	<b>Scrimmage Yards</b>	118 at Kansas City, Jan 12, 2020 90 vs. Buffalo, Jan 04, 2020 69 vs. Kansas City, Jan 09, 2016 67 vs. Oakland, Jan 07, 2017 65 at New England, Jan 14, 2017
<b>Receiving TDs</b>	1 vs. Oakland, Jan 07, 2017		

100-YARD RECEIVING GAMES (42): REGULAR SEASON

DATE	TEAM	NO.	YDS.	AVG.	LG	TD
09/15/13	TITANS	7	117	16.7	28	1
09/21/14	at Giants	6	116	19.3	49	0
10/20/14	at Steelers	6	108	18.0	32	0
11/02/14	EAGLES	6	115	19.2	45	1
11/30/14	TITANS	9	238	26.4	58t	2
09/27/15	BUCCANEERS	8	101	12.6	29	1
10/04/15	at Falcons	9	157	17.4	28	0
10/08/15	COLTS	11	169	15.4	34	0
10/18/15	at Jaguars	10	148	14.8	29	2
11/22/15	JETS	5	118	23.6	61t	2
12/27/15	at Titans	7	117	16.7	44	1
09/18/16	CHIEFS	7	113	16.1	35	1
01/01/17	at Titans	7	123	17.6	51	0
10/01/17	TITANS	10	107	10.7	21	1
10/29/17	at Seahawks	8	224	28.0	72t	1
11/12/17	at Rams	7	111	15.9	36	0
11/27/17	at Ravens	7	125	17.9	39	0
12/10/17	49ERS	11	149	13.5	29t	2
09/16/18	at Titans	6	110	18.3	31	1
09/30/18	at Colts	10	169	16.9	30	1
10/07/18	COWBOYS	9	151	16.8	49	0
11/04/18	at Broncos	10	105	10.5	16t	1
12/15/18	at Jets	10	170	17.0	45t	2
12/23/18	at Eagles	9	104	11.6	18	0
12/30/18	JAGUARS	12	147	12.3	43	0
09/09/19	at Saints	8	111	13.9	38	2
10/20/19	at Colts	9	106	11.8	21	1
10/27/19	RAIDERS	11	109	9.9	21	0
12/08/19	BRONCOS	7	120	17.1	43t	1
12/15/19	at Titans	6	119	19.8	35	0
09/13/20	at 49ers	14	151	10.8	33	0
09/27/20	LIONS	10	137	13.7	30	0
10/11/20	at Jets	6	131	21.8	45	1
10/25/20	SEAHAWKS	10	103	10.3	35t	1
11/15/20	BILLS	7	127	18.1	43t	1
12/13/20	at Giants	9	136	15.1	41	0
12/20/20	EAGLES	9	169	18.8	45	1
10/20/22	SAINTS	10	103	10.3	18	0
10/30/22	at Vikings	12	159	13.3	33	1
10/08/23	at Colts	8	140	17.5	36	0
10/29/23	at Titans	4	128	32.0	61t	3
12/11/23	at Dolphins	7	124	17.7	45	1

100-YARD RECEIVING GAMES (1): POSTSEASON

DATE	TEAM	NO.	YDS.	AVG.	LG	TD
01/12/20	at Chiefs	9	118	13.1	38	0

2013 GAME-BY-GAME REGULAR-SEASON STATISTICS (TEXANS)

DATE	OPPONENT	P/S	RECEIVING					RUSHING					W/L	SCORE
			NO.	YDS.	AVG.	LG	TD	NO.	YDS.	AVG.	LG	TD		
09/09	at Chargers	S	5	66	13.2	30	0	0	0	0.0	0	0	W	31-28
09/15	Titans	S	7	117	16.7	28	1	0	0	0.0	0	0	W	30-24+
09/22	at Ravens	S	6	60	10.0	18	0	0	0	0.0	0	0	L	9-30
09/29	Seahawks	S	2	27	13.5	16	0	0	0	0.0	0	0	L	20-23+
10/06	at 49ers	S	2	23	11.5	18	0	0	0	0.0	0	0	L	3-34
10/13	Rams	S	3	47	15.7	22	0	0	0	0.0	0	0	L	13-38
10/20	at Chiefs	S	3	76	25.3	35	1	0	0	0.0	0	0	L	16-17
11/03	Colts	S	3	54	18.0	31	0	0	0	0.0	0	0	L	24-27
11/10	at Cardinals	S	6	69	11.5	22	0	0	0	0.0	0	0	L	24-27
11/17	Raiders	S	1	7	7.0	7	0	0	0	0.0	0	0	L	23-28
11/24	Jaguars	S	1	8	8.0	8	0	0	0	0.0	0	0	L	6-13
12/01	Patriots	S	2	77	38.5	66	0	0	0	0.0	0	0	L	31-34
12/05	at Jaguars	S	3	76	25.3	46	0	0	0	0.0	0	0	L	20-27
12/15	at Colts	S	3	52	17.3	39	0	0	0	0.0	0	0	L	3-25
12/22	Broncos	S	1	8	8.0	8	0	0	0	0.0	0	0	L	13-37
12/29	at Titans	S	4	35	8.8	19	0	0	0	0.0	0	0	L	10-16
<b>2013 TOTALS</b>		<b>16-16</b>	<b>52</b>	<b>802</b>	<b>15.4</b>	<b>66</b>	<b>2</b>	<b>0</b>	<b>0</b>	<b>0.0</b>	<b>0</b>	<b>0</b>	<b>0</b>	<b>2-14</b>

+ - Overtime



2014 GAME-BY-GAME REGULAR-SEASON STATISTICS (TEXANS)

DATE	OPPONENT	P/S	RECEIVING					RUSHING					W/L	SCORE	
			NO.	YDS.	AVG.	LG	TD	NO.	YDS.	AVG.	LG	TD			
09/07	Redskins	S	4	89	22.3	76t	1	0	0	0.0	0	0	0	W	17-6
09/14	at Raiders	S	3	22	7.3	12t	1	0	0	0.0	0	0	0	W	30-14
09/21	at Giants	S	6	116	19.3	49	0	0	0	0.0	0	0	0	L	17-30
09/28	Bills	S	5	64	12.8	35t	1	0	0	0.0	0	0	0	W	23-17
10/05	at Cowboys	S	6	63	10.5	19	0	0	0	0.0	0	0	0	L	17-20+
10/09	Colts	S	1	12	12.0	12	0	0	0	0.0	0	0	0	L	28-33
10/20	at Steelers	S	6	108	18.0	32	0	0	0	0.0	0	0	0	L	23-30
10/26	at Titans	S	5	95	19.0	23	0	0	0	0.0	0	0	0	W	30-16
11/02	Eagles	S	6	115	19.2	45	1	0	0	0.0	0	0	0	L	21-31
11/16	at Browns	S	4	80	20.0	41	0	0	0	0.0	0	0	0	W	23-7
11/23	Bengals	S	5	39	7.8	13	0	0	0	0.0	0	0	0	L	13-22
11/30	Titans	S	9	238	26.4	58t	2	0	0	0.0	0	0	0	W	45-21
12/07	at Jaguars	S	4	49	12.3	28	0	0	0	0.0	0	0	0	W	27-13
12/14	at Colts	S	5	77	15.4	35	0	0	0	0.0	0	0	0	L	10-17
12/21	Ravens	S	5	38	7.6	9	0	0	0	0.0	0	0	0	W	25-13
12/28	Jaguars	S	2	5	2.5	7	0	0	0	0.0	0	0	0	W	23-17
<b>2014 TOTALS</b>		<b>16-16</b>	<b>76</b>	<b>1,210</b>	<b>15.9</b>	<b>76T</b>	<b>6</b>	<b>0</b>	<b>0</b>	<b>0.0</b>	<b>0</b>	<b>0</b>	<b>0</b>	<b>9-7</b>	

+ - Overtime

2015 GAME-BY-GAME REGULAR-SEASON STATISTICS (TEXANS)

DATE	OPPONENT	P/S	RECEIVING					RUSHING					W/L	SCORE	
			NO.	YDS.	AVG.	LG	TD	NO.	YDS.	AVG.	LG	TD			
09/13	Chiefs	S	9	98	10.9	17	2	0	0	0.0	0	0	0	L	20-27
09/20	at Panthers	S	5	53	10.6	16	0	0	0	0.0	0	0	0	L	17-24
09/27	Buccaneers	S	8	101	12.6	29	1	0	0	0.0	0	0	0	W	19-9
10/04	at Falcons	S	9	157	17.4	28	0	0	0	0.0	0	0	0	L	21-48
10/08	Colts	S	11	169	15.4	34	0	0	0	0.0	0	0	0	L	20-27
10/18	at Jaguars	S	10	148	14.8	29	2	0	0	0.0	0	0	0	W	31-20
10/25	at Dolphins	S	6	50	8.3	11	0	0	0	0.0	0	0	0	L	26-44
11/01	Titans	S	8	94	11.8	21t	1	0	0	0.0	0	0	0	W	20-6
11/16	at Bengals	S	5	57	11.4	22t	1	0	0	0.0	0	0	0	W	10-6
11/22	Jets	S	5	118	23.6	61t	2	0	0	0.0	0	0	0	W	24-17
11/29	Saints	S	5	36	7.2	13	0	0	0	0.0	0	0	0	W	24-6
12/06	at Bills	S	5	88	17.6	29	1	0	0	0.0	0	0	0	L	21-30
12/13	Patriots	S	3	52	17.3	40	0	0	0	0.0	0	0	0	L	6-27
12/20	at Colts	S	8	94	11.8	28	0	0	0	0.0	0	0	0	W	16-10
12/27	at Titans	S	7	117	16.7	44	1	0	0	0.0	0	0	0	W	34-6
01/03	Jaguars	S	7	89	12.7	20	0	0	0	0.0	0	0	0	W	30-6
<b>2015 TOTALS</b>		<b>16-16</b>	<b>111</b>	<b>1,521</b>	<b>13.7</b>	<b>61T</b>	<b>11</b>	<b>0</b>	<b>0</b>	<b>0.0</b>	<b>0</b>	<b>0</b>	<b>0</b>	<b>9-7</b>	

2016 GAME-BY-GAME REGULAR-SEASON STATISTICS (TEXANS)

DATE	OPPONENT	P/S	RECEIVING					RUSHING					W/L	SCORE	
			NO.	YDS.	AVG.	LG	TD	NO.	YDS.	AVG.	LG	TD			
09/11	Bears	S	5	54	10.8	23t	1	0	0	0.0	0	0	0	W	23-14
09/18	Chiefs	S	7	113	16.1	35	1	0	0	0.0	0	0	0	W	19-12
09/22	at Patriots	S	4	56	14.0	16	0	0	0	0.0	0	0	0	L	0-27
10/02	Titans	S	1	4	4.0	4	0	0	0	0.0	0	0	0	W	27-20
10/09	at Vikings	S	5	56	11.2	25	1	0	0	0.0	0	0	0	L	13-31
10/16	Colts	S	9	71	7.9	12	0	0	0	0.0	0	0	0	W	26-23+
10/24	at Broncos	S	5	36	7.2	12	0	0	0	0.0	0	0	0	L	9-27
10/30	Lions	S	4	44	11.0	14	0	0	0	0.0	0	0	0	W	20-13
11/13	at Jaguars	S	5	48	9.6	16	0	0	0	0.0	0	0	0	W	24-21
11/21	at Raiders	S	5	58	11.6	24	0	0	0	0.0	0	0	0	L	20-27
11/27	Chargers	S	5	70	14.0	19	0	0	0	0.0	0	0	0	L	13-21
12/04	at Packers	S	3	58	19.3	44t	1	0	0	0.0	0	0	0	L	13-21
12/11	at Colts	S	2	33	16.5	22	0	0	0	0.0	0	0	0	W	22-17
12/18	Jaguars	S	8	87	10.9	16	0	0	0	0.0	0	0	0	W	21-20
12/24	Bengals	S	3	43	14.3	21	0	0	0	0.0	0	0	0	W	12-10
01/01	at Titans	S	7	123	17.6	51	0	0	0	0.0	0	0	0	L	17-24
<b>2016 TOTALS</b>		<b>16-16</b>	<b>78</b>	<b>954</b>	<b>12.2</b>	<b>51</b>	<b>4</b>	<b>0</b>	<b>0</b>	<b>0.0</b>	<b>0</b>	<b>0</b>	<b>0</b>	<b>9-7</b>	

+ - Overtime





2017 GAME-BY-GAME REGULAR-SEASON STATISTICS (TEXANS)

DATE	OPPONENT	P/S	RECEIVING					RUSHING					W/L	SCORE	
			NO.	YDS.	AVG.	LG	TD	NO.	YDS.	AVG.	LG	TD			
09/10	Jaguars	S	7	55	7.9	12	1	0	0	0.0	0	0	0	L	7-29
09/14	at Bengals	S	7	73	10.4	25	0	0	0	0.0	0	0	0	W	13-9
09/24	at Patriots	S	7	76	10.9	21	0	0	0	0.0	0	0	0	L	33-36
10/01	Titans	S	10	107	10.7	21	1	0	0	0.0	0	0	0	W	57-14
10/08	Chiefs	S	4	52	13.0	34t	3	0	0	0.0	0	0	0	L	34-42
10/15	Browns	S	2	19	9.5	16	1	0	0	0.0	0	0	0	W	33-17
10/29	at Seahawks	S	8	224	28.0	72t	1	0	0	0.0	0	0	0	L	38-41
11/05	Colts	S	6	86	14.3	34t	1	0	0	0.0	0	0	0	L	14-20
11/12	at Rams	S	7	111	15.9	36	0	0	0	0.0	0	0	0	L	7-33
11/19	Cardinals	S	4	76	19.0	34	1	0	0	0.0	0	0	0	W	31-21
11/27	at Ravens	S	7	125	17.9	39	0	0	0	0.0	0	0	0	L	16-23
12/03	at Titans	S	8	80	10.0	17	0	0	0	0.0	0	0	0	L	13-24
12/10	49ers	S	11	149	13.5	29t	2	0	0	0.0	0	0	0	L	16-26
12/17	at Jaguars	S	4	80	20.0	40	1	0	0	0.0	0	0	0	L	7-45
12/25	Steelers	S	4	65	16.3	38	1	0	0	0.0	0	0	0	L	6-34
12/31	at Colts												L	13-22	
INACTIVE															
<b>2017 TOTALS</b>		<b>15-15</b>	<b>96</b>	<b>1,378</b>	<b>14.4</b>	<b>72T</b>	<b>13</b>	<b>0</b>	<b>0</b>	<b>0.0</b>	<b>0</b>	<b>0</b>	<b>0</b>	<b>4-12</b>	

2018 GAME-BY-GAME REGULAR-SEASON STATISTICS (TEXANS)

DATE	OPPONENT	P/S	RECEIVING					RUSHING					W/L	SCORE
			NO.	YDS.	AVG.	LG	TD	NO.	YDS.	AVG.	LG	TD		
09/09	at Patriots	S	8	78	9.8	17	0	1	-7	-7.0	-7	0	L	20-27
09/16	at Titans	S	6	110	18.3	31	1	0	0	0.0	0	0	L	17-20
09/23	Giants	S	6	86	14.3	24	0	0	0	0.0	0	0	L	22-27
09/30	at Colts	S	10	169	16.9	30	1	0	0	0.0	0	0	W	37-34+
10/07	Cowboys	S	9	151	16.8	49	0	0	0	0.0	0	0	W	19-16+
10/14	Bills	S	5	63	12.6	24	1	0	0	0.0	0	0	W	20-13
10/21	at Jaguars	S	3	50	16.7	31	1	0	0	0.0	0	0	W	20-7
10/25	Dolphins	S	6	82	13.7	49t	2	0	0	0.0	0	0	W	42-23
11/04	at Broncos	S	10	105	10.5	16t	1	0	0	0.0	0	0	W	19-17
11/18	at Redskins	S	5	56	11.2	16t	1	0	0	0.0	0	0	W	23-21
11/26	Titans	S	5	74	14.8	28	0	0	0	0.0	0	0	W	34-17
12/02	Browns	S	7	91	13.0	29	0	0	0	0.0	0	0	W	29-13
12/09	Colts	S	4	36	9.0	13	1	0	0	0.0	0	0	L	21-24
12/15	at Jets	S	10	170	17.0	45t	2	0	0	0.0	0	0	W	29-22
12/23	at Eagles	S	9	104	11.6	18	0	0	0	0.0	0	0	L	30-32
12/30	Jaguars	S	12	147	12.3	43	0	0	0	0.0	0	0	W	20-3
<b>2018 TOTALS</b>		<b>16-16</b>	<b>115</b>	<b>1,572</b>	<b>13.7</b>	<b>49T</b>	<b>11</b>	<b>1</b>	<b>-7</b>	<b>-7.0</b>	<b>-7</b>	<b>0</b>	<b>11-5</b>	

+ - Overtime

2019 GAME-BY-GAME REGULAR-SEASON STATISTICS (TEXANS)

DATE	OPPONENT	P/S	RECEIVING					RUSHING					W/L	SCORE
			NO.	YDS.	AVG.	LG	TD	NO.	YDS.	AVG.	LG	TD		
09/09	at Saints	S	8	111	13.9	38	2	0	0	0.0	0	0	L	28-30
09/15	Jaguars	S	5	40	8.0	14	0	0	0	0.0	0	0	W	13-12
09/22	at Chargers	S	6	67	11.2	34	0	0	0	0.0	0	0	W	27-20
09/29	Panthers	S	5	41	8.2	14	0	0	0	0.0	0	0	L	10-16
10/06	Falcons	S	7	88	12.6	29	0	0	0	0.0	0	0	W	53-32
10/13	at Chiefs	S	9	55	6.1	18	0	0	0	0.0	0	0	W	31-24
10/20	at Colts	S	9	106	11.8	21	1	0	0	0.0	0	0	L	23-30
10/27	Raiders	S	11	109	9.9	21	0	0	0	0.0	0	0	W	27-24
11/03	at Jaguars	S	8	48	6.0	21	1	1	6	6.0	6	0	W	26-3
11/17	at Ravens	S	7	80	11.4	20	0	0	0	0.0	0	0	L	7-41
11/21	Colts	S	6	94	15.7	35t	2	0	0	0.0	0	0	W	20-17
12/01	Patriots	S	5	64	12.8	27	0	0	0	0.0	0	0	W	28-22
12/08	Broncos	S	7	120	17.1	43t	1	1	12	12.0	12	0	L	24-38
12/15	at Titans	S	6	119	19.8	35	0	0	0	0.0	0	0	W	24-21
12/21	at Buccaneers	S	5	23	4.6	7	0	0	0	0.0	0	0	W	23-20
12/29	Titans												L	14-35
DID NOT PLAY														
<b>2019 TOTALS</b>		<b>15-15</b>	<b>104</b>	<b>1,165</b>	<b>11.2</b>	<b>43T</b>	<b>7</b>	<b>2</b>	<b>18</b>	<b>9.0</b>	<b>12</b>	<b>0</b>	<b>10-6</b>	



2020 GAME-BY-GAME REGULAR-SEASON STATISTICS (CARDINALS)

DATE	OPPONENT	P/S	RECEIVING					RUSHING					W/L	SCORE	
			NO.	YDS.	AVG.	LG	TD	NO.	YDS.	AVG.	LG	TD			
09/13	at 49ers	S	14	151	10.8	33	0	0	0	0.0	0	0	0	W	24-20
09/20	Football Team	S	8	68	8.5	25	1	0	0	0.0	0	0	0	W	30-15
09/27	Lions	S	10	137	13.7	30	0	0	0	0.0	0	0	0	L	23-26
10/04	at Panthers	S	7	41	5.9	13	0	0	0	0.0	0	0	0	L	21-31
10/11	at Jets	S	6	131	21.8	45	1	0	0	0.0	0	0	0	W	30-10
10/19	at Cowboys	S	2	73	36.5	60	0	0	0	0.0	0	0	0	W	38-10
10/25	Seahawks	S	10	103	10.3	35t	1	0	0	0.0	0	0	0	W	37-34+
11/08	Dolphins	S	3	30	10.0	17	0	0	0	0.0	0	0	0	L	31-34
11/15	Bills	S	7	127	18.1	43t	1	0	0	0.0	0	0	0	W	32-30
11/19	at Seahawks	S	5	51	10.2	23	0	0	0	0.0	0	0	0	L	21-28
11/29	at Patriots	S	5	55	11.0	16	0	0	0	0.0	0	0	0	L	17-20
12/06	Rams	S	8	52	6.5	10	1	0	0	0.0	0	0	0	L	28-38
12/13	at Giants	S	9	136	15.1	41	0	0	0	0.0	0	0	0	W	26-7
12/20	Eagles	S	9	169	18.8	45	1	1	1	1.0	1	0	0	W	33-26
12/26	49ers	S	8	48	6.0	9	0	0	0	0.0	0	0	0	L	12-20
01/03	at Rams	S	4	35	8.8	16	0	0	0	0.0	0	0	0	L	7-18
<b>2020 TOTALS</b>		<b>16-16</b>	<b>115</b>	<b>1,407</b>	<b>12.2</b>	<b>60</b>	<b>6</b>	<b>1</b>	<b>1</b>	<b>1.0</b>	<b>1</b>	<b>0</b>	<b>0</b>	<b>8-8</b>	

+ - Overtime

2021 GAME-BY-GAME REGULAR-SEASON STATISTICS (CARDINALS)

DATE	OPPONENT	P/S	RECEIVING					RUSHING					W/L	SCORE	
			NO.	YDS.	AVG.	LG	TD	NO.	YDS.	AVG.	LG	TD			
09/12	at Titans	S	6	83	13.8	38	2	0	0	0.0	0	0	0	W	38-13
09/19	Vikings	S	4	54	13.5	16	1	0	0	0.0	0	0	0	W	34-33
09/26	at Jaguars	S	3	21	7.0	8	0	0	0	0.0	0	0	0	W	31-19
10/03	at Rams	S	4	67	16.8	25	0	0	0	0.0	0	0	0	W	37-20
10/10	49ers	S	6	87	14.5	30	1	0	0	0.0	0	0	0	W	17-10
10/17	at Browns	S	3	55	18.3	33	2	0	0	0.0	0	0	0	W	37-14
10/24	Texans	S	7	53	7.6	15	1	0	0	0.0	0	0	0	W	31-5
10/28	Packers	S	2	66	33.0	55	0	0	0	0.0	0	0	0	L	21-24
11/07	at 49ers													W	31-17
11/14	Panthers													L	10-34
11/21	at Seahawks													W	23-13
12/05	at Bears	S	2	32	16.0	20t	1	0	0	0.0	0	0	0	W	33-22
12/13	Rams	S	5	54	10.8	15	0	0	0	0.0	0	0	0	L	23-30
12/19	at Lions													L	12-30
12/25	Colts													L	16-22
01/02	at Cowboys													W	25-22
01/09	Seahawks													L	30-38
<b>2021 TOTALS</b>		<b>10-10</b>	<b>42</b>	<b>572</b>	<b>13.6</b>	<b>55</b>	<b>8</b>	<b>0</b>	<b>0</b>	<b>0.0</b>	<b>0</b>	<b>0</b>	<b>0</b>	<b>11-6</b>	

2022 GAME-BY-GAME REGULAR-SEASON STATISTICS (CARDINALS)

DATE	OPPONENT	P/S	RECEIVING					RUSHING					W/L	SCORE	
			NO.	YDS.	AVG.	LG	TD	NO.	YDS.	AVG.	LG	TD			
09/11	Chiefs													L	21-44
09/18	at Raiders													W	29-23+
09/25	Rams													L	12-20
10/02	at Panthers													W	26-16
10/09	Eagles													L	17-20
10/16	at Seahawks													L	9-19
10/20	Saints	S	10	103	10.3	18	0	0	0	0.0	0	0	0	W	42-34
10/30	at Vikings	S	12	159	13.3	33	1	0	0	0.0	0	0	0	L	26-34
11/06	Seahawks	S	4	36	9.0	22t	1	0	0	0.0	0	0	0	L	21-31
11/13	at Rams	S	10	98	9.8	25	0	0	0	0.0	0	0	0	W	27-17
11/21	49ers	S	9	91	10.1	17	0	0	0	0.0	0	0	0	L	10-38
11/27	Chargers	S	4	87	21.8	33t	1	0	0	0.0	0	0	0	L	24-25
12/12	Patriots	S	7	79	11.3	23	0	0	0	0.0	0	0	0	L	13-27
12/18	at Broncos	S	7	60	8.6	18	0	0	0	0.0	0	0	0	L	15-24
12/25	Buccaneers	S	1	4	4.0	4	0	0	0	0.0	0	0	0	L	16-19+
01/01	at Falcons													L	19-20
01/08	at 49ers													L	13-38
<b>2022 TOTALS</b>		<b>9-9</b>	<b>64</b>	<b>717</b>	<b>11.2</b>	<b>33T</b>	<b>3</b>	<b>0</b>	<b>0</b>	<b>0.0</b>	<b>0</b>	<b>0</b>	<b>0</b>	<b>4-13</b>	

+ - Overtime

2023 GAME-BY-GAME REGULAR-SEASON STATISTICS (TITANS)

DATE	OPPONENT	P/S	RECEIVING					RUSHING					W/L	SCORE	
			NO.	YDS.	AVG.	LG	TD	NO.	YDS.	AVG.	LG	TD			
12/11	at Dolphins	S	7	124	17.7	45	1	0	0	0.0	0	0	0	W	28-27
<b>2023 TOTALS</b>		<b>1-1</b>	<b>7</b>	<b>124</b>	<b>17.7</b>	<b>45</b>	<b>1</b>	<b>0</b>	<b>0</b>	<b>0.0</b>	<b>0</b>	<b>0</b>	<b>0</b>	<b>1-0</b>	



2024 GAME-BY-GAME REGULAR-SEASON STATISTICS (TITANS/CHIEFS)

DATE	OPPONENT	P/S	RECEIVING					RUSHING					W/L	SCORE
			NO.	YDS.	AVG.	LG	TD	NO.	YDS.	AVG.	LG	TD		
09/08	at Bears	S	1	8	8.0	8	0	0	0	0.0	0	0	L	17-24
09/15	Jets	S	1	9	9.0	9	0	0	0	0.0	0	0	L	17-24
09/22	Packers	P	6	73	12.2	20	1	0	0	0.0	0	0	L	14-30
09/30	at Dolphins	P	2	31	15.5	16	0	0	0	0.0	0	0	W	31-12
10/13	Colts	P	4	54	13.5	23	0	0	0	0.0	0	0	L	17-20
10/20	at Bills	S	1	-2	-2.0	6	0	0	0	0.0	0	0	L	10-34
10/27	at Lions												L	14-52
DID NOT PLAY Went from <b>Titans</b> to <b>Chiefs</b> .														
11/04	Buccaneers	S	8	86	10.8	35	2	0	0	0.0	0	0	W	30-24+
11/10	Broncos	S	4	56	14.0	31	0	0	0	0.0	0	0	W	16-14
11/17	at Bills	P	3	29	9.7	13	0	0	0	0.0	0	0	L	21-30
11/24	at Panthers	S	5	35	7.0	12	1	0	0	0.0	0	0	W	30-27
11/29	Raiders	S	4	90	22.5	34	0	0	0	0.0	0	0	W	19-17
<b>2024 TOTALS</b>		<b>11-7</b>	<b>39</b>	<b>469</b>	<b>12.0</b>	<b>35</b>	<b>4</b>	<b>0</b>	<b>0</b>	<b>0.0</b>	<b>0</b>	<b>0</b>	<b>5-7</b>	

+ - Overtime

2015 GAME-BY-GAME POSTSEASON STATISTICS (TEXANS)

DATE	OPPONENT	P/S	RECEIVING					RUSHING					W/L	SCORE
			NO.	YDS.	AVG.	LG	TD	NO.	YDS.	AVG.	LG	TD		
01/09	Chiefs	S	6	69	11.5	17	0	0	0	0.0	0	0	L	0-30
<b>2015 TOTALS</b>		<b>1-1</b>	<b>6</b>	<b>69</b>	<b>11.5</b>	<b>17</b>	<b>0</b>	<b>0</b>	<b>0</b>	<b>0.0</b>	<b>0</b>	<b>0</b>	<b>0-1</b>	

2016 GAME-BY-GAME POSTSEASON STATISTICS (TEXANS)

DATE	OPPONENT	P/S	RECEIVING					RUSHING					W/L	SCORE
			NO.	YDS.	AVG.	LG	TD	NO.	YDS.	AVG.	LG	TD		
01/07	Raiders	S	5	67	13.4	38	1	0	0	0.0	0	0	W	27-14
01/14	at Patriots	S	6	65	10.8	19	0	0	0	0.0	0	0	L	16-34
<b>2016 TOTALS</b>		<b>2-2</b>	<b>11</b>	<b>132</b>	<b>12.0</b>	<b>38</b>	<b>1</b>	<b>0</b>	<b>0</b>	<b>0.0</b>	<b>0</b>	<b>0</b>	<b>1-1</b>	

2018 GAME-BY-GAME POSTSEASON STATISTICS (TEXANS)

DATE	OPPONENT	P/S	RECEIVING					RUSHING					W/L	SCORE
			NO.	YDS.	AVG.	LG	TD	NO.	YDS.	AVG.	LG	TD		
01/05	Colts	S	5	37	7.4	13	0	0	0	0.0	0	0	L	7-21
<b>2018 TOTALS</b>		<b>1-1</b>	<b>5</b>	<b>37</b>	<b>7.4</b>	<b>13</b>	<b>0</b>	<b>0</b>	<b>0</b>	<b>0.0</b>	<b>0</b>	<b>0</b>	<b>0-1</b>	

2019 GAME-BY-GAME POSTSEASON STATISTICS (TEXANS)

DATE	OPPONENT	P/S	RECEIVING					RUSHING					W/L	SCORE
			NO.	YDS.	AVG.	LG	TD	NO.	YDS.	AVG.	LG	TD		
01/04	Bills	S	6	90	15.0	41	0	0	0	0.0	0	0	W	22-19+
01/12	at Chiefs	S	9	118	13.1	38	0	0	0	0.0	0	0	L	31-51
<b>2019 TOTALS</b>		<b>2-2</b>	<b>15</b>	<b>208</b>	<b>13.9</b>	<b>41</b>	<b>0</b>	<b>0</b>	<b>0</b>	<b>0.0</b>	<b>0</b>	<b>0</b>	<b>1-1</b>	

+ - Overtime

2021 GAME-BY-GAME POSTSEASON STATISTICS (CARDINALS)

DATE	OPPONENT	P/S	RECEIVING					RUSHING					W/L	SCORE
			NO.	YDS.	AVG.	LG	TD	NO.	YDS.	AVG.	LG	TD		
01/17	at Rams												L	11-34
<b>2021 TOTALS</b>		<b>0-0</b>	<b>0</b>	<b>0</b>	<b>0.0</b>	<b>0</b>	<b>0</b>	<b>0</b>	<b>0</b>	<b>0.0</b>	<b>0</b>	<b>0</b>	<b>0-1</b>	





# CREED HUMPHREY

**CENTER #52**  
**OKLAHOMA**



**4TH** YEAR IN THE NFL

**4TH** YEAR WITH THE CHIEFS

**HEIGHT:** 6'4"  
**WEIGHT:** 302 LBS  
**DRAFTED:** D2B-21  
**BIRTHDAY:** 6/28/99

- 👁️ Humphrey enters his fourth season with the Chiefs in 2024.
- 👁️ Originally entered the NFL as a second-round pick (63rd overall) by the Kansas City Chiefs in the 2021 NFL Draft.

### Career Highlights:

- 👁️ Started in 51 consecutive games, tying him with DE Art Still for the third-most consecutive games started in Chiefs history to start a career.
- 👁️ As a rookie, Humphrey and G Trey Smith started all 17 regular season games in 2021, becoming the 17th and 18th players in franchise history to start all regular season games in their rookie season. Humphrey and Smith are the third pair of teammates to both start all regular season games in their rookie campaign, joining DE Sylvester Hicks and DE Art Still (16 games, 1978) and CB Brandon Carr and DL Glenn Dorsey (16 games, 2008). S Juan Thornhill was the last player to start all games in his rookie season, starting all 16 games in 2019.

### Postseason Career Highlights:

- 👁️ Did not allow a sack on QB Patrick Mahomes in the first two playoffs games in 2023 which included the Wild Card game against Miami and the Divisional Round Game in Buffalo. The team went on to secure back-to-back Super Bowl victories (LVII and LVIII).
- 👁️ Did not allow a sack on QB Patrick Mahomes in Super Bowl LVII against the Philadelphia Eagles who recorded the most sacks in the regular season (70.0).

### Honors:

- 👁️ Selected to the Pro Bowl following the 2022 and 2023 seasons.
- 👁️ Named an AP All-Pro following the 2022 (second-team) season.
- 👁️ 2021 PFWA All-Rookie Team.
- 👁️ 2021 PFW All-AFC Team.

### Transactions:

Originally entered the NFL as a second-round pick (63rd overall) by the Kansas City Chiefs in the 2021 NFL Draft.

## COLLEGE

Started 37 career games (all at center), including 36 consecutive starts to finish his career at Oklahoma ... During his three years as a starter, OU ranked second nationally in scoring offense (44.6 ppg), total offense (537.3 ypg), pass efficiency rating (185.1), yards per rush (5.8) and sixth in passing offense (311.5 ypg) ... Two-time Big 12 Offensive Lineman of the Year (2019 and 2020) ... Two-time first-team All-Big 12 selection (2019 and 2020) and a second-team pick by media in 2018 ... Second-team All-American in 2019 by AP, FWAA, Sporting News and Walter Camp Foundation, and one of three Rimington Trophy finalists ... Third-team All-American in 2020 by AP ... Three-time member of Academic All-Big 12 Team (2018-20) ... Did not allow a single sack across his 2,488 snaps at center during his career ... Did not allow a sack on 1,297 career pass plays according to PFF (allowed only two QB hits) ... Named a Freshman All-American by the FWAA and The Athletic.

## PERSONAL

- 👁️ Made 35 tackles and 1.0 sack as a defensive lineman his senior season at Shawnee High School.
- 👁️ Named first-team All-State by The Oklahoman.
- 👁️ Hometown: Shawnee, Okla.

## CREED HUMPHREY'S NFL REGULAR SEASON STATISTICS

DATE	TEAM	GP	GS
2021	Chiefs	17	17
2022	Chiefs	17	17
2023	Chiefs	17	17
2024	Chiefs	12	12
<b>NFL TOTALS</b>		<b>63</b>	<b>63</b>



**CREED HUMPHREY'S NFL POSTSEASON STATISTICS**

DATE	TEAM	GP	GS
2021	Chiefs	3	3
2022	Chiefs	3	3
2023	Chiefs	4	4
<b>NFL TOTALS</b>		<b>10</b>	<b>10</b>

**2021 GAME-BY-GAME REGULAR-SEASON STATISTICS (CHIEFS)**

DATE	OPPONENT	P/S	W/L	SCORE
09/12	Browns	S	W	33-29
09/19	at Ravens	S	L	35-36
09/26	Chargers	S	L	24-30
10/03	at Eagles	S	W	42-30
10/10	Bills	S	L	20-38
10/17	at Football Team	S	W	31-13
10/24	at Titans	S	L	3-27
11/01	Giants	S	W	20-17
11/07	Packers	S	W	13-7
11/14	at Raiders	S	W	41-14
11/21	Cowboys	S	W	19-9
12/05	Broncos	S	W	22-9
12/12	Raiders	S	W	48-9
12/16	at Chargers	S	W	34-28+
12/26	Steelers	S	W	36-10
01/02	at Bengals	S	L	31-34
01/08	at Broncos	S	W	28-24
<b>2021 TOTALS</b>		<b>17-17</b>	<b>12-5</b>	

+ - Overtime

**2022 GAME-BY-GAME REGULAR-SEASON STATISTICS (CHIEFS)**

DATE	OPPONENT	P/S	W/L	SCORE
09/11	at Cardinals	S	W	44-21
09/15	Chargers	S	W	27-24
09/25	at Colts	S	L	17-20
10/02	at Buccaneers	S	W	41-31
10/10	Raiders	S	W	30-29
10/16	Bills	S	L	20-24
10/23	at 49ers	S	W	44-23
11/06	Titans	S	W	20-17+
11/13	Jaguars	S	W	27-17
11/20	at Chargers	S	W	30-27
11/27	Rams	S	W	26-10
12/04	at Bengals	S	L	24-27
12/11	at Broncos	S	W	34-28
12/18	at Texans	S	W	30-24+
12/24	Seahawks	S	W	24-10
01/01	Broncos	S	W	27-24
01/07	at Raiders	S	W	31-13
<b>2022 TOTALS</b>		<b>17-17</b>	<b>14-3</b>	

+ - Overtime

**2023 GAME-BY-GAME REGULAR-SEASON STATISTICS (CHIEFS)**

DATE	OPPONENT	P/S	W/L	SCORE
09/07	Lions	S	L	20-21
09/17	at Jaguars	S	W	17-9
09/24	Bears	S	W	41-10
10/01	at Jets	S	W	23-20
10/08	at Vikings	S	W	27-20
10/12	Broncos	S	W	19-8
10/22	Chargers	S	W	31-17
10/29	at Broncos	S	L	9-24
11/05	Dolphins	S	W	21-14
11/20	Eagles	S	L	17-21
11/26	at Raiders	S	W	31-17
12/03	at Packers	S	L	19-27
12/10	Bills	S	L	17-20
12/17	at Patriots	S	W	27-17
12/25	Raiders	S	L	14-20
12/31	Bengals	S	W	25-17
01/07	at Chargers	S	W	13-12
<b>2023 TOTALS</b>		<b>17-17</b>	<b>11-6</b>	



2024 GAME-BY-GAME REGULAR-SEASON STATISTICS (CHIEFS)

DATE	OPPONENT	P/S	W/L	SCORE
09/05	Ravens	S	W	27-20
09/15	Bengals	S	W	26-25
09/22	at Falcons	S	W	22-17
09/29	at Chargers	S	W	17-10
10/07	Saints	S	W	26-13
10/20	at 49ers	S	W	28-18
10/27	at Raiders	S	W	27-20
11/04	Buccaneers	S	W	30-24+
11/10	Broncos	S	W	16-14
11/17	at Bills	S	L	21-30
11/24	at Panthers	S	W	30-27
11/29	Raiders	S	W	19-17
<b>2024 TOTALS</b>		<b>12-12</b>	<b>11-1</b>	

+ - Overtime

2021 GAME-BY-GAME POSTSEASON STATISTICS (CHIEFS)

DATE	OPPONENT	P/S	W/L	SCORE
01/16	Steelers	S	W	42-21
01/23	Bills	S	W	42-36+
01/30	Bengals	S	L	24-27+
<b>2021 TOTALS</b>		<b>3-3</b>	<b>2-1</b>	

+ - Overtime

2022 GAME-BY-GAME POSTSEASON STATISTICS (CHIEFS)

DATE	OPPONENT	P/S	W/L	SCORE
01/21	Jaguars	S	W	27-20
01/29	Bengals	S	W	23-20
02/12	at Eagles	S	W	38-35
<b>2022 TOTALS</b>		<b>3-3</b>	<b>3-0</b>	

2023 GAME-BY-GAME POSTSEASON STATISTICS (CHIEFS)

DATE	OPPONENT	P/S	W/L	SCORE
01/13	Dolphins	S	W	26-7
01/21	at Bills	S	W	27-24
01/28	at Ravens	S	W	17-10
02/11	49ers	S	W	25-22+
<b>2023 TOTALS</b>		<b>4-4</b>	<b>4-0</b>	


+ - Overtime





# D.J. HUMPHRIES

OFFENSIVE LINEMAN #70  
FLORIDA



9TH YEAR IN THE NFL

1ST YEAR WITH THE CHIEFS

HEIGHT: 6'5"  
WEIGHT: 307 LBS  
DRAFTED: D1-15  
BIRTHDAY: 12/28/93

- Humphries enters his first season with the Chiefs in 2024.
- Originally entered the NFL as a first-round pick (24th overall) by the Arizona Cardinals in the 2015 NFL Draft.

**Transactions:** Signed by Kansas City (11/25/24) ... Cut by Arizona (3/13/24) ... Re-signed with Arizona (8/3/22) ... Re-signed with Arizona (2/18/20) ... Originally entered the NFL as a first-round pick (24th overall) by the Arizona Cardinals in the 2015 NFL Draft.

### Career Highlights:

- Started all 98 games played during the regular season in his eight seasons (2016-23) as a starter.
- A four-time team captain for the Arizona Cardinals (2020-23), was named to the Pro Bowl in 2021.
- Also became the first O-lineman to represent the Cardinals in the Pro Bowl since Mike Iupati in 2015 and the first tackle since Lomas Brown in 1996.
- In his eight seasons as a starter, blocked for three 2,000-yard rushing seasons, two 1,000-yard rushers (David Johnson

in 2016; James Conner in 2023) and has also served on lines that helped Arizona post the top-two single-season rushing averages in team history (5.03 in 2019; 5.02 in 2023).

- Started all 15 games played at LT in 2023 and was part of an O-line that helped the Cardinals rush for 2,365 yards and 17 TDs on 471 attempts (5.02 avg.). Arizona's 2,365 rushing yards were the fourth most in a season in franchise history while its 5.02 rushing average was the second-highest in team annals.
- Helped the Cardinals lead the NFL in games with 200+ rushing yards (4) and runs of 20+ yards (23) in '23.
- Started all 16 games he appeared in at LT during the 2021 season, anchoring an offense that ranked in the NFL's top 10 for passing yards (4,619), rushing yards (2,076) and rushing TDs (23). Helped Arizona gain the second-most total net yards (6,352) and score the second-most points (449) in franchise history in 2021.
- Started all 16 games at LT in 2020 for the NFL's sixth-ranked offense and seventh-ranked rushing attack, helping Arizona gain the third-most total net yards (6,153) and score the fifth-most points (410) in franchise history.

### PERSONAL

- In 2021, Humphries and his wife, Briyana, launched his foundation - The Pee Wee's House Foundation - named in honor of D.J.'s grandmother. Humphries' grandmother was named Elizabeth Ann Means, but her nickname was Pee Wee. The foundation focuses on providing fresh food to the residents in his hometown of Union, SC as well as providing financial literacy and job placement assistance.
- Was the 2020 recipient of the Steve Schoenfeld Good Guy Award from the local chapter of the PWFA for his cooperation and insight in dealing with the media.
- Attended Mallard Creek (Charlotte, NC) High School where he was named a first-team high school All-American by USA Today, ESPN, Rivals.com, MaxPreps and Sports Illustrated.
- Selected to participate in the 2012 U.S. Army All-America Bowl.
- Grew up in Union, SC.

### D.J. HUMPHRIES' NFL REGULAR SEASON STATISTICS

DATE	TEAM	GP	GS
2015	Cardinals	0	0
2016	Cardinals	13	13
2017	Cardinals	5	5
2018	Cardinals	9	9
2019	Cardinals	16	16
2020	Cardinals	16	16
2021	Cardinals	16	16
2022	Cardinals	8	8
2023	Cardinals	15	15
2024	Chiefs	0	0
<b>NFL TOTALS</b>		<b>98</b>	<b>98</b>



D.J. HUMPHRIES' NFL POSTSEASON STATISTICS

DATE	TEAM	GP	GS
2015	Cardinals	0	0
2021	Cardinals	1	1
<b>NFL TOTALS</b>		<b>1</b>	<b>1</b>

2015 GAME-BY-GAME REGULAR-SEASON STATISTICS (CARDINALS)

DATE	OPPONENT	P/S		W/L	SCORE
09/13	Saints		INACTIVE	W	31-19
09/20	at Bears		INACTIVE	W	48-23
09/27	49ers		INACTIVE	W	47-7
10/04	Rams		INACTIVE	L	22-24
10/11	at Lions		INACTIVE	W	42-17
10/18	at Steelers		INACTIVE	L	13-25
10/26	Ravens		INACTIVE	W	26-18
11/01	at Browns		INACTIVE	W	34-20
11/15	at Seahawks		INACTIVE	W	39-32
11/22	Bengals		INACTIVE	W	34-31
11/29	at 49ers		INACTIVE	W	19-13
12/06	at Rams		INACTIVE	W	27-3
12/10	Vikings		INACTIVE	W	23-20
12/20	at Eagles		INACTIVE	W	40-17
12/27	Packers		INACTIVE	W	38-8
01/03	Seahawks		INACTIVE	L	6-36
<b>2015 TOTALS</b>		<b>0-0</b>		<b>13-3</b>	

2016 GAME-BY-GAME REGULAR-SEASON STATISTICS (CARDINALS)

DATE	OPPONENT	P/S		W/L/T	SCORE
09/11	Patriots	S		L	21-23
09/18	Buccaneers	S		W	40-7
09/25	at Bills	S		L	18-33
10/02	Rams	S		L	13-17
10/06	at 49ers	S		W	33-21
10/17	Jets	S		W	28-3
10/23	Seahawks	S		T	6-6+
10/30	at Panthers	S		L	20-30
11/13	49ers	S		W	23-20
11/20	at Vikings	S		L	24-30
11/27	at Falcons	S		L	19-38
12/04	Redskins	S		W	31-23
12/11	at Dolphins	S		L	23-26
12/18	Saints		INJURED/DID NOT PLAY	L	41-48
12/24	at Seahawks		INJURED/DID NOT PLAY	W	34-31
01/01	at Rams		INJURED/DID NOT PLAY	W	44-6
<b>2016 TOTALS</b>		<b>13-13</b>		<b>7-8-1</b>	

+ - Overtime

2017 GAME-BY-GAME REGULAR-SEASON STATISTICS (CARDINALS)

DATE	OPPONENT	P/S		W/L	SCORE
09/10	at Lions	S		L	23-35
09/17	at Colts		INJURED/DID NOT PLAY	W	16-13+
09/25	Cowboys		INJURED/DID NOT PLAY	L	17-28
10/01	49ers		INJURED/DID NOT PLAY	W	18-15+
10/08	at Eagles		INJURED/DID NOT PLAY	L	7-34
10/15	Buccaneers	S		W	38-33
10/22	at Rams	S		L	0-33
11/05	at 49ers	S		W	20-10
11/09	Seahawks	S		L	16-22
11/19	at Texans		RESERVE/INJURED	L	21-31
11/26	Jaguars		RESERVE/INJURED	W	27-24
12/03	Rams		RESERVE/INJURED	L	16-32
12/10	Titans		RESERVE/INJURED	W	12-7
12/17	at Redskins		RESERVE/INJURED	L	15-20
12/24	Giants		RESERVE/INJURED	W	23-0
12/31	at Seahawks		RESERVE/INJURED	W	26-24
<b>2017 TOTALS</b>		<b>5-5</b>		<b>8-8</b>	

+ - Overtime





2018 GAME-BY-GAME REGULAR-SEASON STATISTICS (CARDINALS)

DATE	OPPONENT	P/S		W/L	SCORE
09/09	Redskins	S		L	6-24
09/16	at Rams	S		L	0-34
09/23	Bears	S		L	14-16
09/30	Seahawks	S		L	17-20
10/07	at 49ers	S		W	28-18
10/14	at Vikings	S		L	17-27
10/18	Broncos	S		L	10-45
10/28	49ers	S		W	18-15
11/11	at Chiefs	S		L	14-26
11/18	Raiders		INJURED/DID NOT PLAY	L	21-23
11/25	at Chargers		INJURED/DID NOT PLAY	L	10-45
12/02	at Packers		INJURED/DID NOT PLAY	W	20-17
12/09	Lions		RESERVE/INJURED	L	3-17
12/16	at Falcons		RESERVE/INJURED	L	14-40
12/23	Rams		RESERVE/INJURED	L	9-31
12/30	at Seahawks		RESERVE/INJURED	L	24-27
<b>2018 TOTALS</b>		<b>9-9</b>		<b>3-13</b>	

2019 GAME-BY-GAME REGULAR-SEASON STATISTICS (CARDINALS)

DATE	OPPONENT	P/S		W/L/T	SCORE
09/08	Lions	S		T	27-27+
09/15	at Ravens	S		L	17-23
09/22	Panthers	S		L	20-38
09/29	Seahawks	S		L	10-27
10/06	at Bengals	S		W	26-23
10/13	Falcons	S		W	34-33
10/20	at Giants	S		W	27-21
10/27	at Saints	S		L	9-31
10/31	49ers	S		L	25-28
11/10	at Buccaneers	S		L	27-30
11/17	at 49ers	S		L	26-36
12/01	Rams	S		L	7-34
12/08	Steelers	S		L	17-23
12/15	Browns	S		W	38-24
12/22	at Seahawks	S		W	27-13
12/29	at Rams	S		L	24-31
<b>2019 TOTALS</b>		<b>16-16</b>		<b>5-10-1</b>	

+ - Overtime

2020 GAME-BY-GAME REGULAR-SEASON STATISTICS (CARDINALS)

DATE	OPPONENT	P/S		W/L	SCORE
09/13	at 49ers	S		W	24-20
09/20	Football Team	S		W	30-15
09/27	Lions	S		L	23-26
10/04	at Panthers	S		L	21-31
10/11	at Jets	S		W	30-10
10/19	at Cowboys	S		W	38-10
10/25	Seahawks	S		W	37-34+
11/08	Dolphins	S		L	31-34
11/15	Bills	S		W	32-30
11/19	at Seahawks	S		L	21-28
11/29	at Patriots	S		L	17-20
12/06	Rams	S		L	28-38
12/13	at Giants	S		W	26-7
12/20	Eagles	S		W	33-26
12/26	49ers	S		L	12-20
01/03	at Rams	S		L	7-18
<b>2020 TOTALS</b>		<b>16-16</b>		<b>8-8</b>	

+ - Overtime



2021 GAME-BY-GAME REGULAR-SEASON STATISTICS (CARDINALS)

DATE	OPPONENT	P/S	W/L	SCORE
09/12	at Titans	S	W	38-13
09/19	Vikings	S	W	34-33
09/26	at Jaguars	S	W	31-19
10/03	at Rams	S	W	37-20
10/10	49ers	S	W	17-10
10/17	at Browns	S	W	37-14
10/24	Texans	S	W	31-5
10/28	Packers	S	L	21-24
11/07	at 49ers	S	W	31-17
11/14	Panthers	S	L	10-34
11/21	at Seahawks	S	W	23-13
12/05	at Bears	S	W	33-22
12/13	Rams	S	L	23-30
12/19	at Lions	S	L	12-30
12/25	Colts	S	L	16-22
01/02	at Cowboys	RESERVE/COVID-19	W	25-22
01/09	Seahawks	S	L	30-38
<b>2021 TOTALS</b>		<b>16-16</b>	<b>11-6</b>	

2022 GAME-BY-GAME REGULAR-SEASON STATISTICS (CARDINALS)

DATE	OPPONENT	P/S	W/L	SCORE
09/11	Chiefs	S	L	21-44
09/18	at Raiders	S	W	29-23+
09/25	Rams	S	L	12-20
10/02	at Panthers	S	W	26-16
10/09	Eagles	S	L	17-20
10/16	at Seahawks	S	L	9-19
10/20	Saints	S	W	42-34
10/30	at Vikings	INJURED/DID NOT PLAY	L	26-34
11/06	Seahawks	S	L	21-31
11/13	at Rams	INJURED/DID NOT PLAY	W	27-17
11/21	49ers	INJURED/DID NOT PLAY	L	10-38
11/27	Chargers	RESERVE/INJURED	L	24-25
12/12	Patriots	RESERVE/INJURED	L	13-27
12/18	at Broncos	RESERVE/INJURED	L	15-24
12/25	Buccaneers	RESERVE/INJURED	L	16-19+
01/01	at Falcons	RESERVE/INJURED	L	19-20
01/08	at 49ers	RESERVE/INJURED	L	13-38
<b>2022 TOTALS</b>		<b>8-8</b>	<b>4-13</b>	

+ - Overtime

2023 GAME-BY-GAME REGULAR-SEASON STATISTICS (CARDINALS)

DATE	OPPONENT	P/S	W/L	SCORE
09/10	at Commanders	S	L	16-20
09/17	Giants	S	L	28-31
09/24	Cowboys	S	W	28-16
10/01	at 49ers	S	L	16-35
10/08	Bengals	S	L	20-34
10/15	at Rams	S	L	9-26
10/22	at Seahawks	S	L	10-20
10/29	Ravens	S	L	24-31
11/05	at Browns	S	L	0-27
11/12	Falcons	INJURED/DID NOT PLAY	W	25-23
11/19	at Texans	S	L	16-21
11/26	Rams	S	L	14-37
12/03	at Steelers	S	W	24-10
12/17	49ers	S	L	29-45
12/24	at Bears	S	L	16-27
12/31	at Eagles	S	W	35-31
01/07	Seahawks	RESERVE/INJURED	L	20-21
<b>2023 TOTALS</b>		<b>15-15</b>	<b>4-13</b>	

2024 GAME-BY-GAME REGULAR-SEASON STATISTICS (CHIEFS)

DATE	OPPONENT	P/S	W/L	SCORE
11/24	at Panthers	DID NOT PLAY	W	30-27
11/29	Raiders	INACTIVE	W	19-17
<b>2024 TOTALS</b>		<b>0-0</b>	<b>2-0</b>	

2015 GAME-BY-GAME POSTSEASON STATISTICS (CARDINALS)

DATE	OPPONENT	P/S	W/L	SCORE
01/16	Packers	INACTIVE	W	26-20+
01/24	at Panthers	INACTIVE	L	15-49
<b>2015 TOTALS</b>		<b>0-0</b>	<b>1-1</b>	

+ - Overtime



2021 GAME-BY-GAME POSTSEASON STATISTICS (CARDINALS)

DATE	OPPONENT	P/S	W/L	SCORE
01/17	at Rams	S	L	11-34
<b>2021 TOTALS</b>		<b>1-1</b>	<b>0-1</b>	

D.J. HUMPHRIES' COLLEGE STATISTICS

DATE	TEAM	GP	GS
2014	Florida	10	10
<b>TOTALS</b>		<b>10</b>	<b>10</b>

COLLEGE 2014 GAME-BY-GAME STATISTICS (FLORIDA)


DATE	OPPONENT	P/S	W/L	SCORE
09/05	Eastern Mich.	S	W	65-0
10/03	at Tennessee	S	W	10-9
10/10	LSU	S	L	27-30
10/17	Missouri	S	L	13-42
10/31	at Georgia	S	W	38-20
11/07	at Vanderbilt	S	W	34-10
11/14	South Carolina	S	L	20-23+
11/21	Eastern Ky.	S	W	52-3
11/28	at Florida St.	S	L	19-24
01/02	East Carolina	S	W	28-20
<b>2014 TOTALS</b>		<b>10-10</b>	<b>6-4</b>	

+ - Overtime



# KAREEM HUNT

**RUNNING BACK #29**  
**TOLEDO**



**8<sup>TH</sup>** YEAR IN THE NFL

**3<sup>RD</sup>** YEAR WITH THE CHIEFS

**HEIGHT:** 5'11"  
**WEIGHT:** 216 LBS  
**DRAFTED:** FA-24  
**BIRTHDAY:** 8/6/95

👁️ Hunt enters his third season with the Chiefs after playing two seasons for the Chiefs (2017-18).

👁️ The Chiefs traded their third, fourth and seventh round picks to Minnesota in order to acquire Vikings third-round pick which was used to select Hunt with the 22nd pick in the third round of the 2017 NFL Draft.

### Career Highlights:

👁️ Passed 1,000 yards from scrimmage for the 2018 season in Week 10 vs. Arizona (11/11/18). Had 1,000 yards from scrimmage in his first two seasons in the NFL (2017-18).

👁️ Logged first career 100-yard receiving game (105 yards) vs. New England (10/13/18).

👁️ Hunt finished the final game of the 2017 season with one carry for a 35-yard touchdown. He finished the season with 1,327 rushing yards, giving him the 2017 NFL rushing title. Hunt became the sixth rookie to lead the league in rushing in the Super Bowl era, joining Ezekiel Elliott (Dallas, 2016), Edgerrin James (Indianapolis, 1999), Eric Dickerson (Los Angeles Rams, 1983), George Rogers (New Orleans, 1981) and Earl Campbell (Houston Oilers, 1978). He joined Priest Holmes (2001) and Christian Okoye (1989) as the only Kansas City Chiefs players to ever lead the league in rushing in a season.

👁️ Hunt was the first player in NFL history to record a 50+ yard scrimmage touchdown in each of his first three career games (78-yard reception at New England, 53-yard rush vs. Philadelphia and 69-yard rush at Los Angeles Chargers).

👁️ In the game vs. Pittsburgh on October 15, 2017, Hunt became the first player in NFL history to record six consecutive games with 100 or more scrimmage yards to start their rookie campaign surpassing Adrian Peterson (2007). Hunt finished the game with 89 receiving yards and 21 rushing yards, giving him 110 yards from scrimmage for the game.

### Honors:

👁️ Was named to the 2018 Pro Bowl for the first time following his breakout rookie campaign in 2017.

👁️ Named the NFL Offensive Rookie of the Month twice in 2017 (September and December).

👁️ Also named the AFC Offensive Player of the Month for September 2017.

👁️ Named the Pro Football Writers of America's (PFWA) Rookie of the Year and Co-Offensive Rookie of the Year along with New Orleans Saints RB Alvin Kamara for the 2017 season.

👁️ Member of PFWA's 2017 All-Rookie team.

👁️ Named Reese's Senior Bowl Rookie of the Year for the 2017 NFL season.

### Transactions:

Signed with Kansas City (9/24/24) ... Signed to Kansas City's practice squad (9/18/24) ... Signed by Cleveland (2/11/19) ... Released by Kansas City (11/30/18) ... Originally entered the NFL as a third-round pick (86th overall) by the Kansas City Chiefs in the 2017 NFL Draft.

## COLLEGE

A standout at the University of Toledo, Hunt finished his Rocket career as the school's (then) all-time leading rusher, totaling 4,945 yards on 782 rushes (6.3 avg.) with 44 touchdowns ... Added 555 yards on 43 receptions through the air (7.6 avg.) with one touchdown ... Posted a career average of 125.0 all-purpose yards per game ... Posted two 1,000-yard rushing seasons (2014, 2016) ... Since becoming a major contributor vs. Navy in the seventh game of his freshman season in 2013, Hunt rushed for 100 yards in 28 of 38 games ... Tallied three 200-yard outings ... Posted multi-touchdown performances 11 times ... Rushed for career-highs in both touchdowns (five) and yards (271) vs. Arkansas in the 2014 GoDaddy Bowl, (then) tying Oklahoma State's Barry Sanders for most touchdowns in a bowl game ... Was a two-time first-team All-MAC honoree.

## PERSONAL

👁️ Attended Willoughby South High School, where he rushed for 2,685 yards and 44 touchdowns as a senior, becoming the Rebel's (then) all-time leader in single-season rushing yards.

👁️ Also competed in track and field as a prep.



KAREEM HUNT'S NFL REGULAR SEASON RUSHING/RECEIVING STATISTICS

DATE	TEAM	RUSHING							RECEIVING				
		GP	GS	NO.	YDS.	AVG.	LG	TD	NO.	YDS.	AVG.	LG	TD
2017	Chiefs	16	16	272	1,327	4.9	69t	8	53	455	8.6	78t	3
2018	Chiefs	11	11	181	824	4.6	45	7	26	378	14.5	67t	7
2019	Browns	8	3	43	179	4.2	16	2	37	285	7.7	29	1
2020	Browns	16	5	198	841	4.2	33	6	38	304	8.0	26	5
2021	Browns	8	1	78	386	4.9	33	5	22	174	7.9	23	0
2022	Browns	17	0	123	468	3.8	24t	3	35	210	6.0	24	1
2023	Browns	0	0	135	411	3.0	16t	9	15	84	5.6	13	0
2024	Browns	0	0	0	0	0.0	0	0	0	0	0.0	0	0
Went from <b>Cleveland</b> to <b>Kansas City.</b>													
2024	Chiefs	9	8	162	592	3.7	17	5	19	135	7.1	26	0
2024	TOTAL	9	8	162	592	3.7	17	5	19	135	7.1	26	0
<b>NFL TOTALS</b>		<b>85</b>	<b>44</b>	<b>1,192</b>	<b>5,028</b>	<b>4.2</b>	<b>69T</b>	<b>45</b>	<b>245</b>	<b>2,025</b>	<b>8.3</b>	<b>78T</b>	<b>17</b>

KAREEM HUNT'S NFL POSTSEASON RUSHING/RECEIVING STATISTICS

DATE	TEAM	RUSHING							RECEIVING				
		GP	GS	NO.	YDS.	AVG.	LG	TD	NO.	YDS.	AVG.	LG	TD
2017	Chiefs	1	1	11	42	3.8	16	1	3	5	1.7	7	0
2020	Browns	2	0	14	80	5.7	13	3	2	15	7.5	13	0
2023	Browns	1	0	8	26	3.3	14	1	5	9	1.8	11t	1
<b>NFL TOTALS</b>		<b>4</b>	<b>1</b>	<b>33</b>	<b>148</b>	<b>4.5</b>	<b>16</b>	<b>5</b>	<b>10</b>	<b>29</b>	<b>2.9</b>	<b>13</b>	<b>1</b>

KAREEM HUNT'S NFL REGULAR SEASON RETURN STATISTICS

DATE	TEAM	KICKOFF RETURNS					PUNT RETURNS					
		RET.	YDS.	AVG.	LG	TD	NO.	FC	YDS.	AVG.	LG	TD
2017	Chiefs	0	0	0.0	0	0	0	0	0	0.0	0	0
2018	Chiefs	0	0	0.0	0	0	0	0	0	0.0	0	0
2019	Browns	0	0	0.0	0	0	0	0	0	0.0	0	0
2020	Browns	0	0	0.0	0	0	0	0	0	0.0	0	0
2021	Browns	0	0	0.0	0	0	0	0	0	0.0	0	0
2022	Browns	0	0	0.0	0	0	0	0	0	0.0	0	0
2023	Browns	0	0	0.0	0	0	0	0	0	0.0	0	0
2024	Browns	0	0	0.0	0	0	0	0	0	0.0	0	0
Went from <b>Cleveland</b> to <b>Kansas City.</b>												
2024	Chiefs	0	0	0.0	0	0	0	0	0	0.0	0	0
2024	TOTAL	0	0	0.0	0	0	0	0	0	0.0	0	0
<b>NFL TOTALS</b>		<b>0</b>	<b>0</b>	<b>0.0</b>	<b>0</b>	<b>0</b>	<b>0</b>	<b>0</b>	<b>0</b>	<b>0.0</b>	<b>0</b>	<b>0</b>

KAREEM HUNT'S NFL POSTSEASON RETURN STATISTICS

DATE	TEAM	KICKOFF RETURNS					PUNT RETURNS					
		RET.	YDS.	AVG.	LG	TD	NO.	FC	YDS.	AVG.	LG	TD
2017	Chiefs	0	0	0.0	0	0	0	0	0	0.0	0	0
2020	Browns	0	0	0.0	0	0	0	0	0	0.0	0	0
2023	Browns	0	0	0.0	0	0	0	0	0	0.0	0	0
<b>NFL TOTALS</b>		<b>0</b>	<b>0</b>	<b>0.0</b>	<b>0</b>	<b>0</b>	<b>0</b>	<b>0</b>	<b>0</b>	<b>0.0</b>	<b>0</b>	<b>0</b>



SINGLE-GAME HIGHS: RUSHING/RECEIVING

<p><b>Rush Attempts</b> 29 vs. Miami, Dec 24, 2017 29 at Houston, Oct 08, 2017 27 vs. Tampa Bay, Nov 04, 2024 27 vs. New Orleans, Oct 07, 2024 25 vs. Oakland, Dec 10, 2017</p> <p><b>Rushing Yards</b> 172 at L.A. Chargers, Sep 24, 2017 155 vs. L.A. Chargers, Dec 16, 2017 148 at New England, Sep 07, 2017 121 at Denver, Oct 01, 2018 116 vs. Oakland, Dec 10, 2017</p> <p><b>Rushing Average</b> 10.1 at L.A. Chargers, Sep 24, 2017 8.7 at New England, Sep 07, 2017 8.6 vs. Cincinnati, Sep 17, 2020 8.1 vs. Chicago, Sep 26, 2021 8.0 at New England, Oct 14, 2018</p> <p><b>Longest Runs</b> 69t at L.A. Chargers, Sep 24, 2017 58 at New England, Sep 07, 2017 53t vs. Philadelphia, Sep 17, 2017 45 at Denver, Oct 01, 2018 35t at Denver, Dec 31, 2017</p> <p><b>Rushing TDs</b> 2 at San Francisco, Oct 20, 2024 2 at Indianapolis, Oct 22, 2023 2 at L.A. Chargers, Oct 10, 2021 ...4 more at 2.</p> <p><b>Receptions</b> 8 at Arizona, Dec 15, 2019 7 vs. Denver, Nov 10, 2024 7 vs. Buffalo, Nov 10, 2019 7 vs. L.A. Chargers, Dec 16, 2017 6 vs. Chicago, Sep 26, 2021 ...2 more at 6.</p> <p><b>Receiving Yards</b> 105 at New England, Oct 14, 2018 98 at New England, Sep 07, 2017 89 vs. Pittsburgh, Oct 15, 2017 77 vs. Baltimore, Dec 14, 2020 74 vs. Chicago, Sep 26, 2021</p>	<p><b>Receiving Average</b> 21.0 at New England, Oct 14, 2018 19.6 at New England, Sep 07, 2017 18.0 at Denver, Oct 01, 2018 17.8 vs. Pittsburgh, Oct 15, 2017 13.7 at N.Y. Jets, Dec 27, 2020 ...1 more at 13.7.</p> <p><b>Longest Receptions</b> 78t at New England, Sep 07, 2017 67t at New England, Oct 14, 2018 50t at Cleveland, Nov 04, 2018 37 vs. Pittsburgh, Oct 15, 2017 29 vs. Cincinnati, Dec 08, 2019 ...1 more at 29.</p> <p><b>Receiving TDs</b> 2 vs. Cincinnati, Oct 21, 2018 2 at New England, Sep 07, 2017 1 vs. Baltimore, Dec 14, 2020 1 at Cincinnati, Oct 25, 2020 ...10 more at 1.</p> <p><b>All-Purpose Yards</b> 246 at New England, Sep 07, 2017 206 vs. L.A. Chargers, Dec 16, 2017 185 at New England, Oct 14, 2018 183 at L.A. Chargers, Sep 24, 2017 175 at Denver, Oct 01, 2018</p> <p><b>Most TDs</b> 3 at Cleveland, Nov 04, 2018 3 vs. Cincinnati, Oct 21, 2018 3 at New England, Sep 07, 2017 2 at San Francisco, Oct 20, 2024 ...9 more at 2.</p> <p><b>Miscellaneous Tackles</b> 1 at Tennessee, Dec 06, 2020 1 at Arizona, Dec 15, 2019 1 at N.Y. Giants, Nov 19, 2017</p> <p><b>Scrimmage Yards</b> 246 at New England, Sep 07, 2017 206 vs. L.A. Chargers, Dec 16, 2017 185 at New England, Oct 14, 2018 183 at L.A. Chargers, Sep 24, 2017 175 at Denver, Oct 01, 2018</p>
--	---

SINGLE-GAME HIGHS - POSTSEASON: RUSHING/RECEIVING

<p><b>Rush Attempts</b> 11 vs. Tennessee, Jan 06, 2018 8 at Pittsburgh, Jan 10, 2021 6 at Kansas City, Jan 17, 2021</p> <p><b>Rushing Yards</b> 48 at Pittsburgh, Jan 10, 2021 42 vs. Tennessee, Jan 06, 2018 32 at Kansas City, Jan 17, 2021</p> <p><b>Rushing Average</b> 6.0 at Pittsburgh, Jan 10, 2021 3.8 vs. Tennessee, Jan 06, 2018</p> <p><b>Longest Runs</b> 16 vs. Tennessee, Jan 06, 2018 13 at Pittsburgh, Jan 10, 2021 12 at Pittsburgh, Jan 10, 2021 11t at Pittsburgh, Jan 10, 2021 10 at Kansas City, Jan 17, 2021</p> <p><b>Rushing TDs</b> 2 at Pittsburgh, Jan 10, 2021 1 at Kansas City, Jan 17, 2021 1 vs. Tennessee, Jan 06, 2018</p> <p><b>Receptions</b> 3 vs. Tennessee, Jan 06, 2018 1 at Kansas City, Jan 17, 2021 1 at Pittsburgh, Jan 10, 2021</p>	<p><b>Receiving Yards</b> 13 at Pittsburgh, Jan 10, 2021 5 vs. Tennessee, Jan 06, 2018 2 at Kansas City, Jan 17, 2021</p> <p><b>Receiving Average</b> 1.7 vs. Tennessee, Jan 06, 2018</p> <p><b>Longest Receptions</b> 13 at Pittsburgh, Jan 10, 2021 7 vs. Tennessee, Jan 06, 2018 2 at Kansas City, Jan 17, 2021</p> <p><b>All-Purpose Yards</b> 61 at Pittsburgh, Jan 10, 2021 47 vs. Tennessee, Jan 06, 2018 34 at Kansas City, Jan 17, 2021</p> <p><b>Most TDs</b> 2 at Pittsburgh, Jan 10, 2021 1 at Kansas City, Jan 17, 2021 1 vs. Tennessee, Jan 06, 2018</p>
--	--

100-YARD RECEIVING GAMES (1): REGULAR SEASON

DATE	TEAM	NO.	YDS.	AVG.	LG	TD
10/14/18	at Patriots	5	105	21.0	67t	1



100-YARD RUSHING GAMES (10): REGULAR SEASON

DATE	TEAM	ATT.	YDS.	AVG.	LG	TD
09/07/17	at Patriots	17	148	8.7	58	1
09/24/17	at Chargers	17	172	10.1	69t	1
10/02/17	COMMANDERS	21	101	4.8	17	0
10/08/17	at Texans	29	107	3.7	23	0
12/10/17	RAIDERS	25	116	4.6	17	1
12/16/17	CHARGERS	24	155	6.5	23	1
10/01/18	at Broncos	19	121	6.4	45	1
11/15/20	TEXANS	19	104	5.5	19	0
10/07/24	SAINTS	27	102	3.8	8	1
11/04/24	BUCCANEERS	27	106	3.9	15	1

2017 GAME-BY-GAME REGULAR-SEASON STATISTICS (CHIEFS)

DATE	OPPONENT	P/S	RUSHING					RECEIVING					W/L	SCORE
			NO.	YDS.	AVG.	LG	TD	NO.	YDS.	AVG.	LG	TD		
09/07	at Patriots	S	17	148	8.7	58	1	5	98	19.6	78t	2	W	42-27
09/17	Eagles	S	13	81	6.2	53t	2	3	28	9.3	16	0	W	27-20
09/24	at Chargers	S	17	172	10.1	69t	1	1	11	11.0	11	0	W	24-10
10/02	Redskins	S	21	101	4.8	17	0	4	20	5.0	10	0	W	29-20
10/08	at Texans	S	29	107	3.7	23	0	3	9	3.0	10	0	W	42-34
10/15	Steelers	S	9	21	2.3	5	0	5	89	17.8	37	0	L	13-19
10/19	at Raiders	S	18	87	4.8	34	0	4	30	7.5	13	0	L	30-31
10/30	Broncos	S	22	46	2.1	15	0	3	22	7.3	12	0	W	29-19
11/05	at Cowboys	S	9	37	4.1	19	0	4	24	6.0	11	0	L	17-28
11/19	at Giants	S	18	73	4.1	12	0	3	4	1.3	2	0	L	9-12+
11/26	Bills	S	11	17	1.5	9	0	1	9	9.0	9	0	L	10-16
12/03	at Jets	S	9	40	4.4	14	0	3	23	7.7	12	0	L	31-38
12/10	Raiders	S	25	116	4.6	17	1	3	22	7.3	11	0	W	26-15
12/16	Chargers	S	24	155	6.5	23	1	7	51	7.3	21	1	W	30-13
12/24	Dolphins	S	29	91	3.1	24	1	4	15	3.8	7	0	W	29-13
12/31	at Broncos	S	1	35	35.0	35t	1	0	0	0.0	0	0	W	27-24
<b>2017 TOTALS</b>		<b>16-16</b>	<b>272</b>	<b>1,327</b>	<b>4.9</b>	<b>69T</b>	<b>8</b>	<b>53</b>	<b>455</b>	<b>8.6</b>	<b>78T</b>	<b>3</b>	<b>10-6</b>	

+ - Overtime

2018 GAME-BY-GAME REGULAR-SEASON STATISTICS (CHIEFS)

DATE	OPPONENT	P/S	RUSHING					RECEIVING					W/L	SCORE
			NO.	YDS.	AVG.	LG	TD	NO.	YDS.	AVG.	LG	TD		
09/09	at Chargers	S	16	49	3.1	13	0	0	0	0.0	0	0	W	38-28
09/16	at Steelers	S	18	75	4.2	16	0	1	5	5.0	5t	1	W	42-37
09/23	49ers	S	18	44	2.4	10	2	0	0	0.0	0	0	W	38-27
10/01	at Broncos	S	19	121	6.4	45	1	3	54	18.0	27	0	W	27-23
10/07	Jaguars	S	22	87	4.0	24	1	1	7	7.0	7	0	W	30-14
10/14	at Patriots	S	10	80	8.0	31	0	5	105	21.0	67t	1	L	40-43
10/21	Bengals	S	15	86	5.7	21	1	5	55	11.0	15t	2	W	45-10
10/28	Broncos	S	16	50	3.1	11	0	5	36	7.2	23t	1	W	30-23
11/04	at Browns	S	17	91	5.4	25	2	1	50	50.0	50t	1	W	37-21
11/11	Cardinals	S	16	71	4.4	18	0	2	25	12.5	16	0	W	26-14
11/19	at Rams	S	14	70	5.0	27	0	3	41	13.7	21t	1	L	51-54
12/02	at Raiders												W	40-33
12/09	Ravens												W	27-24+
12/13	Chargers												L	28-29
12/23	at Seahawks												L	31-38
12/30	Raiders												W	35-3
<b>2018 TOTALS</b>		<b>11-11</b>	<b>181</b>	<b>824</b>	<b>4.6</b>	<b>45</b>	<b>7</b>	<b>26</b>	<b>378</b>	<b>14.5</b>	<b>67T</b>	<b>7</b>	<b>12-4</b>	

+ - Overtime



2019 GAME-BY-GAME REGULAR-SEASON STATISTICS (BROWNS)

DATE	OPPONENT	P/S	RUSHING					RECEIVING					W/L	SCORE	
			NO.	YDS.	AVG.	LG	TD	NO.	YDS.	AVG.	LG	TD			
09/08	Titans													L	13-43
09/16	at Jets													W	23-3
09/22	Rams													L	13-20
09/29	at Ravens													W	40-25
10/07	at 49ers													L	3-31
10/13	Seahawks													L	28-32
10/27	at Patriots													L	13-27
11/03	at Broncos													L	19-24
11/10	Bills	P	4	30	7.5	9	0	7	44	6.3	19	0	W	19-16	
11/14	Steelers	P	6	12	2.0	7	0	6	46	7.7	20	0	W	21-7	
11/24	Dolphins	P	8	37	4.6	9	1	2	9	4.5	6	0	W	41-24	
12/01	at Steelers	P	7	46	6.6	16	0	5	19	3.8	15t	1	L	13-20	
12/08	Bengals	S	9	28	3.1	7	1	2	40	20.0	29	0	W	27-19	
12/15	at Cardinals	S	4	14	3.5	6	0	8	62	7.8	16	0	L	24-38	
12/22	Ravens	P	2	8	4.0	6	0	4	33	8.3	12	0	L	15-31	
12/29	at Bengals	S	3	4	1.3	5	0	3	32	10.7	11	0	L	23-33	
<b>2019 TOTALS</b>		<b>8-3</b>	<b>43</b>	<b>179</b>	<b>4.2</b>	<b>16</b>	<b>2</b>	<b>37</b>	<b>285</b>	<b>7.7</b>	<b>29</b>	<b>1</b>	<b>6-10</b>		

2020 GAME-BY-GAME REGULAR-SEASON STATISTICS (BROWNS)

DATE	OPPONENT	P/S	RUSHING					RECEIVING					W/L	SCORE	
			NO.	YDS.	AVG.	LG	TD	NO.	YDS.	AVG.	LG	TD			
09/13	at Ravens	P	13	72	5.5	22	0	4	9	2.3	8	0	L	6-38	
09/17	Bengals	P	10	86	8.6	33	1	2	15	7.5	9	1	W	35-30	
09/27	Football Team	P	16	46	2.9	11	0	2	18	9.0	9t	1	W	34-20	
10/04	at Cowboys	P	11	71	6.5	14t	2	0	0	0.0	0	0	W	49-38	
10/11	Colts	S	20	72	3.6	10	0	3	21	7.0	13	1	W	32-23	
10/18	at Steelers	S	13	40	3.1	10	0	2	17	8.5	12	0	L	7-38	
10/25	at Bengals	S	18	76	4.2	15	0	3	26	8.7	12	1	W	37-34	
11/01	Raiders	S	14	66	4.7	18	0	2	7	3.5	6	0	L	6-16	
11/15	Texans	P	19	104	5.5	19	0	3	28	9.3	12	0	W	10-7	
11/22	Eagles	P	13	11	0.8	6	1	1	10	10.0	10	0	W	22-17	
11/29	at Jaguars	P	10	62	6.2	27	0	0	0	0.0	0	0	W	27-25	
12/06	at Titans	P	14	33	2.4	8	0	3	24	8.0	13	0	W	41-35	
12/14	Ravens	P	6	33	5.5	10	1	6	77	12.8	26	1	L	42-47	
12/20	at Giants	P	7	21	3.0	14	0	3	7	2.3	7	0	W	20-6	
12/27	at Jets	S	4	11	2.8	6	1	3	41	13.7	24	0	L	16-23	
01/03	Steelers	P	10	37	3.7	12	0	1	4	4.0	4	0	W	24-22	
<b>2020 TOTALS</b>		<b>16-5</b>	<b>198</b>	<b>841</b>	<b>4.2</b>	<b>33</b>	<b>6</b>	<b>38</b>	<b>304</b>	<b>8.0</b>	<b>26</b>	<b>5</b>	<b>11-5</b>		

2021 GAME-BY-GAME REGULAR-SEASON STATISTICS (BROWNS)

DATE	OPPONENT	P/S	RUSHING					RECEIVING					W/L	SCORE	
			NO.	YDS.	AVG.	LG	TD	NO.	YDS.	AVG.	LG	TD			
09/12	at Chiefs	P	6	33	5.5	15	1	3	28	9.3	19	0	L	29-33	
09/19	Texans	P	13	51	3.9	13	0	1	2	2.0	2	0	W	31-21	
09/26	Bears	P	10	81	8.1	29t	1	6	74	12.3	23	0	W	26-6	
10/03	at Vikings	P	14	69	4.9	33	1	2	17	8.5	9	0	W	14-7	
10/10	at Chargers	P	12	61	5.1	12	2	5	28	5.6	13	0	L	42-47	
10/17	Cardinals	S	14	66	4.7	17	0	3	12	4.0	5	0	L	14-37	
10/21	Broncos												W	17-14	
10/31	Steelers												L	10-15	
11/07	at Bengals												W	41-16	
11/14	at Patriots												L	7-45	
11/21	Lions												W	13-10	
11/28	at Ravens	P	7	20	2.9	9	0	0	0	0.0	0	0	L	10-16	
12/12	Ravens	P	2	5	2.5	3	0	2	13	6.5	8	0	W	24-22	
12/20	Raiders												L	14-16	
12/25	at Packers												L	22-24	
01/03	at Steelers												L	14-26	
01/09	Bengals												W	21-16	
<b>2021 TOTALS</b>		<b>8-1</b>	<b>78</b>	<b>386</b>	<b>4.9</b>	<b>33</b>	<b>5</b>	<b>22</b>	<b>174</b>	<b>7.9</b>	<b>23</b>	<b>0</b>	<b>8-9</b>		





2022 GAME-BY-GAME REGULAR-SEASON STATISTICS (BROWNS)

DATE	OPPONENT	P/S	RUSHING					RECEIVING					W/L	SCORE
			NO.	YDS.	AVG.	LG	TD	NO.	YDS.	AVG.	LG	TD		
09/11	at Panthers	P	11	46	4.2	24t	1	4	24	6.0	24	1	W	26-24
09/18	Jets	P	13	58	4.5	13	0	2	16	8.0	11	0	L	30-31
09/22	Steelers	P	12	47	3.9	11	0	3	14	4.7	11	0	W	29-17
10/02	at Falcons	P	10	49	4.9	20	0	2	19	9.5	11	0	L	20-23
10/09	Chargers	P	11	47	4.3	17	1	3	10	3.3	6	0	L	28-30
10/16	Patriots	P	4	12	3.0	9	0	0	0	0.0	0	0	L	15-38
10/23	at Ravens	P	5	4	0.8	6	1	1	4	4.0	4	0	L	20-23
10/31	Bengals	P	11	42	3.8	15	0	4	30	7.5	12	0	W	32-13
11/13	at Dolphins	P	6	9	1.5	7	0	1	10	10.0	10	0	L	17-39
11/20	at Bills	P	5	32	6.4	11	0	2	22	11.0	12	0	L	23-31
11/27	Buccaneers	P	5	15	3.0	9	0	1	6	6.0	6	0	W	23-17+
12/04	at Texans	P	9	56	6.2	15	0	2	18	9.0	11	0	W	27-14
12/11	at Bengals	P	4	6	1.5	4	0	2	6	3.0	4	0	L	10-23
12/17	Ravens	P	4	24	6.0	9	0	1	3	3.0	3	0	W	13-3
12/24	Saints	P	7	8	1.1	4	0	3	14	4.7	15	0	L	10-17
01/01	at Commanders	P	2	0	0.0	4	0	1	-1	-1.0	-1	0	W	24-10
01/08	at Steelers	P	4	13	3.3	5	0	3	15	5.0	14	0	L	14-28
<b>2022 TOTALS</b>		<b>17-0</b>	<b>123</b>	<b>468</b>	<b>3.8</b>	<b>24T</b>	<b>3</b>	<b>35</b>	<b>210</b>	<b>6.0</b>	<b>24</b>	<b>1</b>	<b>7-10</b>	

+ - Overtime

2023 GAME-BY-GAME REGULAR-SEASON STATISTICS (BROWNS)

DATE	OPPONENT	P/S	RUSHING					RECEIVING					W/L	SCORE
			NO.	YDS.	AVG.	LG	TD	NO.	YDS.	AVG.	LG	TD		
09/18	at Steelers												L	22-26
09/24	Titans												W	27-3
10/01	Ravens												L	3-28
10/15	49ers												W	19-17
10/22	at Colts												W	39-38
10/29	at Seahawks												L	20-24
11/05	Cardinals												W	27-0
11/12	at Ravens												W	33-31
11/19	Steelers												W	13-10
11/26	at Broncos												L	12-29
12/03	at Rams												L	19-36
12/10	Jaguars												W	31-27
12/17	Bears												W	20-17
12/24	at Texans												W	36-22
12/28	Jets												W	37-20
01/07	at Bengals												L	14-31
<b>2023 TOTALS</b>		<b>0-0</b>	<b>0</b>	<b>0</b>	<b>0.0</b>	<b>0</b>	<b>0</b>	<b>0</b>	<b>0</b>	<b>0.0</b>	<b>0</b>	<b>0</b>	<b>10-6</b>	

2024 GAME-BY-GAME REGULAR-SEASON STATISTICS (BROWNS/CHIEFS)

DATE	OPPONENT	P/S	RUSHING					RECEIVING					W/L	SCORE
			NO.	YDS.	AVG.	LG	TD	NO.	YDS.	AVG.	LG	TD		
09/08	Cowboys												L	17-33
09/15	at Jaguars												W	18-13
09/22	at Falcons												W	22-17
09/29	at Chargers	P	14	69	4.9	10	0	2	16	8.0	9	0	W	17-10
10/07	Saints	S	27	102	3.8	8	1	1	15	15.0	15	0	W	26-13
10/20	at 49ers	S	22	78	3.5	13	2	2	5	2.5	3	0	W	28-18
10/27	at Raiders	S	21	59	2.8	7	1	1	4	4.0	4	0	W	27-20
11/04	Buccaneers	S	27	106	3.9	15	1	1	11	11.0	11	0	W	30-24+
11/10	Broncos	S	14	35	2.5	10	0	7	65	9.3	26	0	W	16-14
11/17	at Bills	S	14	60	4.3	17	0	0	0	0.0	0	0	L	21-30
11/24	at Panthers	S	16	68	4.3	13	0	3	19	6.3	13	0	W	30-27
11/29	Raiders	S	7	15	2.1	4	0	2	0	0.0	5	0	W	19-17
<b>2024 TOTALS</b>		<b>9-8</b>	<b>162</b>	<b>592</b>	<b>3.7</b>	<b>17</b>	<b>5</b>	<b>19</b>	<b>135</b>	<b>7.1</b>	<b>26</b>	<b>0</b>	<b>10-2</b>	

+ - Overtime

2017 GAME-BY-GAME POSTSEASON STATISTICS (CHIEFS)

DATE	OPPONENT	P/S	RUSHING					RECEIVING					W/L	SCORE
			NO.	YDS.	AVG.	LG	TD	NO.	YDS.	AVG.	LG	TD		
01/06	Titans	S	11	42	3.8	16	1	3	5	1.7	7	0	L	21-22
<b>2017 TOTALS</b>		<b>1-1</b>	<b>11</b>	<b>42</b>	<b>3.8</b>	<b>16</b>	<b>1</b>	<b>3</b>	<b>5</b>	<b>1.7</b>	<b>7</b>	<b>0</b>	<b>0-1</b>	

2020 GAME-BY-GAME POSTSEASON STATISTICS (BROWNS)

DATE	OPPONENT	P/S	RUSHING					RECEIVING					W/L	SCORE
			NO.	YDS.	AVG.	LG	TD	NO.	YDS.	AVG.	LG	TD		
01/10	at Steelers	P	8	48	6.0	13	2	1	13	13.0	13	0	W	48-37
01/17	at Chiefs	P	6	32	5.3	10	1	1	2	2.0	2	0	L	17-22
<b>2020 TOTALS</b>		<b>2-0</b>	<b>14</b>	<b>80</b>	<b>5.7</b>	<b>13</b>	<b>3</b>	<b>2</b>	<b>15</b>	<b>7.5</b>	<b>13</b>	<b>0</b>	<b>1-1</b>	



2023 GAME-BY-GAME POSTSEASON STATISTICS (BROWNS)

DATE	OPPONENT	P/S	RUSHING					RECEIVING					W/L	SCORE
			NO.	YDS.	AVG.	LG	TD	NO.	YDS.	AVG.	LG	TD		
01/13	at Texans	P	8	26	3.3	14	1	5	9	1.8	11t	1	L	14-45
<b>2023 TOTALS</b>		<b>1-0</b>	<b>8</b>	<b>26</b>	<b>3.3</b>	<b>14</b>	<b>1</b>	<b>5</b>	<b>9</b>	<b>1.8</b>	<b>11T</b>	<b>1</b>	<b>0-1</b>	





# NAZEEH JOHNSON



**CORNERBACK #13  
MARSHALL**

**3<sup>RD</sup>** YEAR IN THE NFL

**3<sup>RD</sup>** YEAR WITH THE CHIEFS

**HEIGHT: 5'10"**  
**WEIGHT: 199 LBS**  
**DRAFTED: D7C-22**  
**BIRTHDAY: 7/17/98**

- Johnson enters his third season with the Chiefs in 2024.
- Originally entered the NFL as the third of three seventh-round picks (259th overall) by the Kansas City Chiefs in the 2022 NFL Draft.

Signed with Kansas City (4/9/24) ... Elevated to Kansas City's active roster (9/28/22) ... Signed with Kansas City's practice squad (8/31/22) ... Released by Kansas City (8/30/22) ... Originally entered the NFL as the third of three seventh-round picks (259th overall) by the Kansas City Chiefs in the 2022 NFL Draft.

### Transactions:

### COLLEGE

Spent six seasons at Marshall, including a redshirt season in 2016 and a shortened 2020 season due to COVID-19 ... Recorded 243 tackles (148 solo), including 1.0 sack, seven interceptions returned for 63 yards and one touchdown, 17 passes defended and one fumble recovery ... Earned Conference USA All-Conference second-team honors in 2020.

### PERSONAL

- Attended Millbrook High School as a two-way player.
- In 2015, as a senior on defense, made 86 tackles, broke up 10 passes and made four interceptions.
- Made the 4A West Region second-team and Conference 21 West first-team as a high school senior.
- Also started offensively, rushing for 1,093 yards and 19 touchdowns and catching 16 passes for 359 yards and three touchdowns.
- Made the 4A West Region first-team and Conference 21 West first-team as a senior.
- Selected for the Northwestern District second-team as a junior, when he made 81 tackles and intercepted two passes.
- Also made an impact on offense as a junior, rushing for 623 yards and four touchdowns.

### NAZEEH JOHNSON'S NFL REGULAR SEASON DEFENSIVE STATISTICS

DATE	TEAM	GP	GS	TACKLES							INTERCEPTIONS					O. FUMB				ST				MISC						
				TK	S	A	TFL	YDS	SK	YDS	QBH	NO	YDS	LG	TD	PD	FF	FR	TD	YDS	TK	S	A	FF	FR	S	A			
2022	Chiefs	11	0	0	0	0	0	0	0	0.0	0.0	0	0	0	0	0	0	0	0	0	0	0	0	8	5	3	0	0	0	0
2023	Chiefs	0	0	0	0	0	0	0	0	0.0	0.0	0	0	0	0	0	0	0	0	0	0	0	0	0	0	0	0	0	0	0
2024	Chiefs	11	5	40	21	19	2	19	1.0	17.0	1	0	0	0	0	1	0	0	0	0	0	0	3	2	1	0	0	0	0	
<b>NFL TOTALS</b>		<b>22</b>	<b>5</b>	<b>40</b>	<b>21</b>	<b>19</b>	<b>2</b>	<b>19</b>	<b>1.0</b>	<b>17.0</b>	<b>1</b>	<b>0</b>	<b>0</b>	<b>0</b>	<b>0</b>	<b>1</b>	<b>0</b>	<b>0</b>	<b>0</b>	<b>0</b>	<b>0</b>	<b>0</b>	<b>11</b>	<b>7</b>	<b>4</b>	<b>0</b>	<b>0</b>	<b>0</b>	<b>0</b>	

### NAZEEH JOHNSON'S NFL POSTSEASON DEFENSIVE STATISTICS

DATE	TEAM	GP	GS	TACKLES							INTERCEPTIONS					O. FUMB				ST				MISC					
				TK	S	A	TFL	YDS	SK	YDS	QBH	NO	YDS	LG	TD	PD	FF	FR	TD	YDS	TK	S	A	FF	FR	S	A		
2022	Chiefs	3	0	0	0	0	0	0	0	0.0	0.0	0	0	0	0	0	0	0	0	0	0	0	2	2	0	0	0	0	0
2023	Chiefs	0	0	0	0	0	0	0	0	0.0	0.0	0	0	0	0	0	0	0	0	0	0	0	0	0	0	0	0	0	0
<b>NFL TOTALS</b>		<b>3</b>	<b>0</b>	<b>0</b>	<b>0</b>	<b>0</b>	<b>0</b>	<b>0</b>	<b>0</b>	<b>0.0</b>	<b>0.0</b>	<b>0</b>	<b>0</b>	<b>0</b>	<b>0</b>	<b>0</b>	<b>0</b>	<b>0</b>	<b>0</b>	<b>0</b>	<b>0</b>	<b>0</b>	<b>2</b>	<b>2</b>	<b>0</b>	<b>0</b>	<b>0</b>	<b>0</b>	



SINGLE-GAME HIGHS: DEFENSIVE

**Total Tackles** 10 vs. Denver, Nov 10, 2024  
 8 at Carolina, Nov 24, 2024  
 8 at Buffalo, Nov 17, 2024  
 5 at Las Vegas, Oct 27, 2024  
 3 at San Francisco, Oct 20, 2024

**Solo Tackles** 6 vs. Denver, Nov 10, 2024  
 5 at Carolina, Nov 24, 2024  
 5 at Buffalo, Nov 17, 2024  
 2 at Las Vegas, Oct 27, 2024  
 1 vs. Las Vegas, Nov 29, 2024  
 ...2 more at 1.

**Sacks** 1.0 vs. Denver, Nov 10, 2024

**Passes Defensed** 1 at Carolina, Nov 24, 2024  
**Tackles For Loss** 1 vs. Denver, Nov 10, 2024  
 1 at Atlanta, Sep 22, 2024  
**Special Teams Tackles** 2 vs. Denver, Jan 01, 2023  
 2 at Denver, Dec 11, 2022  
 1 vs. Las Vegas, Nov 29, 2024  
 1 vs. New Orleans, Oct 07, 2024  
 ...5 more at 1.

2022 GAME-BY-GAME REGULAR-SEASON STATISTICS (CHIEFS)

DATE	OPPONENT	P/S	TACKLES							INTERCEPTIONS					O. FUMB				ST				MISC		W/L	SCORE	
			TK	S	A	SK	YDS	TFL	YDS	QBH	NO	YDS	LG	TD	PD	FF	FR	TD	YDS	TK	S	A	FF	FR			S
09/11	at Cardinals																									W	44-21
09/15	Chargers																									W	27-24
09/25	at Colts																									L	17-20
10/02	at Buccaneers	P	0	0	0	0.0	0.0	0	0	0	0	0	0	0	0	0	0	0	0	0	0	0	0	0	0	W	41-31
10/10	Raiders	P	0	0	0	0.0	0.0	0	0	0	0	0	0	0	0	0	0	0	0	0	0	0	0	0	0	W	30-29
10/16	Bills	P	0	0	0	0.0	0.0	0	0	0	0	0	0	0	0	0	0	0	0	0	0	0	0	0	0	L	20-24
10/23	at 49ers																									W	44-23
11/06	Titans																									W	20-17+
11/13	Jaguars																									W	27-17
11/20	at Chargers	P	0	0	0	0.0	0.0	0	0	0	0	0	0	0	0	0	0	0	0	0	0	0	0	0	0	W	30-27
11/27	Rams	P	0	0	0	0.0	0.0	0	0	0	0	0	0	0	0	0	0	0	0	0	0	0	0	0	0	W	26-10
12/04	at Bengals	P	0	0	0	0.0	0.0	0	0	0	0	0	0	0	0	0	0	0	0	0	0	0	0	0	0	L	24-27
12/11	at Broncos	P	0	0	0	0.0	0.0	0	0	0	0	0	0	0	0	0	0	0	0	0	0	0	0	0	0	W	34-28
12/18	at Texans	P	0	0	0	0.0	0.0	0	0	0	0	0	0	0	0	0	0	0	0	0	0	0	0	0	0	W	30-24+
12/24	Seahawks	P	0	0	0	0.0	0.0	0	0	0	0	0	0	0	0	0	0	0	0	0	0	0	0	0	0	W	24-10
01/01	Broncos	P	0	0	0	0.0	0.0	0	0	0	0	0	0	0	0	0	0	0	0	0	0	0	0	0	0	W	27-24
01/07	at Raiders	P	0	0	0	0.0	0.0	0	0	0	0	0	0	0	0	0	0	0	0	0	0	0	0	0	0	W	31-13
<b>2022 TOTALS</b>		<b>11-0</b>	<b>0</b>	<b>0</b>	<b>0</b>	<b>0.0</b>	<b>0.0</b>	<b>0</b>	<b>0</b>	<b>0</b>	<b>0</b>	<b>0</b>	<b>0</b>	<b>0</b>	<b>0</b>	<b>0</b>	<b>0</b>	<b>0</b>	<b>0</b>	<b>0</b>	<b>0</b>	<b>0</b>	<b>0</b>	<b>0</b>	<b>0</b>	<b>14-3</b>	

+ - Overtime

2023 GAME-BY-GAME REGULAR-SEASON STATISTICS (CHIEFS)

DATE	OPPONENT	P/S	TACKLES							INTERCEPTIONS					O. FUMB				ST				MISC		W/L	SCORE	
			TK	S	A	SK	YDS	TFL	YDS	QBH	NO	YDS	LG	TD	PD	FF	FR	TD	YDS	TK	S	A	FF	FR			S
09/07	Lions																									L	20-21
09/17	at Jaguars																									W	17-9
09/24	Bears																									W	41-10
10/01	at Jets																									W	23-20
10/08	at Vikings																									W	27-20
10/12	Broncos																									W	19-8
10/22	Chargers																									W	31-17
10/29	at Broncos																									L	9-24
11/05	Dolphins																									W	21-14
11/20	Eagles																									L	17-21
11/26	at Raiders																									W	31-17
12/03	at Packers																									L	19-27
12/10	Bills																									L	17-20
12/17	at Patriots																									W	27-17
12/25	Raiders																									L	14-20
12/31	Bengals																									W	25-17
01/07	at Chargers																									W	13-12
<b>2023 TOTALS</b>			<b>0</b>	<b>0</b>	<b>0</b>	<b>0.0</b>	<b>0.0</b>	<b>0</b>	<b>0</b>	<b>0</b>	<b>0</b>	<b>0</b>	<b>0</b>	<b>0</b>	<b>0</b>	<b>0</b>	<b>0</b>	<b>0</b>	<b>0</b>	<b>0</b>	<b>0</b>	<b>0</b>	<b>0</b>	<b>0</b>	<b>0</b>	<b>11-6</b>	



2024 GAME-BY-GAME REGULAR-SEASON STATISTICS (CHIEFS)

DATE	OPPONENT	P/S	TACKLES							INTERCEPTIONS					O. FUMB				ST					MISC		W/L	SCORE					
			TK	S	A	SK	YDS	TFL	YDS	QBH	NO	YDS	LG	TD	PD	FF	FR	TD	YDS	TK	S	A	FF	FR	S			A				
09/05	Ravens	P	0	0	0	0.0	0.0	0	0	0	0	0	0	0	0	0	0	0	1	1	0	0	0	0	0	W	27-20					
09/15	Bengals	P	0	0	0	0.0	0.0	0	0	0	0	0	0	0	0	0	0	0	0	0	0	0	0	0	0	W	26-25					
09/22	at Falcons	P	1	1	0	0.0	0.0	1	2	0	0	0	0	0	0	0	0	0	0	0	0	0	0	0	0	W	22-17					
09/29	at Chargers	P	2	0	2	0.0	0.0	0	0	0	0	0	0	0	0	0	0	0	0	0	0	0	0	0	0	W	17-10					
10/07	Saints	P	1	0	1	0.0	0.0	0	0	0	0	0	0	0	0	0	0	0	1	1	0	0	0	0	0	W	26-13					
10/20	at 49ers	P	3	1	2	0.0	0.0	0	0	0	0	0	0	0	0	0	0	0	0	0	0	0	0	0	0	W	28-18					
10/27	at Raiders	S	5	2	3	0.0	0.0	0	0	0	0	0	0	0	0	0	0	0	0	0	0	0	0	0	0	W	27-20					
11/04	Buccaneers		INACTIVE																							W	30-24+					
11/10	Broncos	S	10	6	4	1.0	17.0	1	17	1	0	0	0	0	0	0	0	0	0	0	0	0	0	0	0	W	16-14					
11/17	at Bills	S	8	5	3	0.0	0.0	0	0	0	0	0	0	0	0	0	0	0	0	0	0	0	0	0	0	L	21-30					
11/24	at Panthers	S	8	5	3	0.0	0.0	0	0	0	0	0	0	0	1	0	0	0	0	0	0	0	0	0	0	W	30-27					
11/29	Raiders	S	2	1	1	0.0	0.0	0	0	0	0	0	0	0	0	0	0	0	1	0	1	0	0	0	0	W	19-17					
<b>2024 TOTALS</b>			<b>11-5</b>	<b>40</b>	<b>21</b>	<b>19</b>	<b>1.0</b>	<b>17.0</b>	<b>2</b>	<b>19</b>	<b>1</b>	<b>0</b>	<b>0</b>	<b>0</b>	<b>0</b>	<b>1</b>	<b>0</b>	<b>0</b>	<b>0</b>	<b>0</b>	<b>0</b>	<b>3</b>	<b>2</b>	<b>1</b>	<b>0</b>	<b>0</b>	<b>0</b>	<b>0</b>	<b>0</b>	<b>0</b>	<b>0</b>	<b>11-11</b>

+ - Overtime

2022 GAME-BY-GAME POSTSEASON STATISTICS (CHIEFS)

DATE	OPPONENT	P/S	TACKLES							INTERCEPTIONS					O. FUMB				ST					MISC		W/L	SCORE					
			TK	S	A	SK	YDS	TFL	YDS	QBH	NO	YDS	LG	TD	PD	FF	FR	TD	YDS	TK	S	A	FF	FR	S			A				
01/21	Jaguars	P	0	0	0	0.0	0.0	0	0	0	0	0	0	0	0	0	0	0	0	0	0	0	0	0	0	0	W	27-20				
01/29	Bengals	P	0	0	0	0.0	0.0	0	0	0	0	0	0	0	0	0	0	0	0	1	1	0	0	0	0	0	W	23-20				
02/12	at Eagles	P	0	0	0	0.0	0.0	0	0	0	0	0	0	0	0	0	0	0	0	1	1	0	0	0	0	0	W	38-35				
<b>2022 TOTALS</b>			<b>3-0</b>	<b>0</b>	<b>0</b>	<b>0</b>	<b>0.0</b>	<b>0.0</b>	<b>0</b>	<b>0</b>	<b>0</b>	<b>0</b>	<b>0</b>	<b>0</b>	<b>0</b>	<b>0</b>	<b>0</b>	<b>0</b>	<b>0</b>	<b>0</b>	<b>0</b>	<b>0</b>	<b>2</b>	<b>2</b>	<b>0</b>	<b>0</b>	<b>0</b>	<b>0</b>	<b>0</b>	<b>0</b>	<b>0</b>	<b>3-0</b>

2023 GAME-BY-GAME POSTSEASON STATISTICS (CHIEFS)


DATE	OPPONENT	P/S	TACKLES							INTERCEPTIONS					O. FUMB				ST					MISC		W/L	SCORE					
			TK	S	A	SK	YDS	TFL	YDS	QBH	NO	YDS	LG	TD	PD	FF	FR	TD	YDS	TK	S	A	FF	FR	S			A				
01/13	Dolphins		RESERVE/INJURED																							W	26-7					
01/21	at Bills		RESERVE/INJURED																							W	27-24					
01/28	at Ravens		RESERVE/INJURED																							W	17-10					
02/11	49ers		RESERVE/INJURED																							W	25-22+					
<b>2023 TOTALS</b>			<b>0</b>	<b>0</b>	<b>0</b>	<b>0.0</b>	<b>0.0</b>	<b>0</b>	<b>0</b>	<b>0</b>	<b>0</b>	<b>0</b>	<b>0</b>	<b>0</b>	<b>0</b>	<b>0</b>	<b>0</b>	<b>0</b>	<b>0</b>	<b>0</b>	<b>0</b>	<b>0</b>	<b>0</b>	<b>0</b>	<b>0</b>	<b>0</b>	<b>0</b>	<b>0</b>	<b>0</b>	<b>0</b>	<b>0</b>	<b>4-0</b>

+ - Overtime





# CAM JONES



**LINEBACKER #44**  
**INDIANA**

**2ND** YEAR IN THE NFL

**2ND** YEAR WITH THE CHIEFS

**HEIGHT:** 6'2"  
**WEIGHT:** 227 LBS  
**DRAFTED:** CFA-23  
**BIRTHDAY:** 10/21/99

- Jones enters his second season with the Chiefs in 2024.
- Originally entered the NFL as an undrafted free agent with the Kansas City Chiefs in 2023.

### Transactions:

Originally entered the NFL as an undrafted free agent with the Kansas City Chiefs in 2023.

### COLLEGE

Appeared in 47 of 55 career games ... Recorded 208 tackles, 13.5 tackles for loss (-57.0 yards), 7.0 sacks (-40.0 yards), two interceptions returned for a combined 44 yards and one touchdown, 11 passes defended, five forced fumbles and three fumble recoveries ... Made first career start in 2020 season opener against Penn State ... Three-time team captain (2020-22) ... Third three-time captain in Indiana history with Antwaan Randle El (1999-2001) and Emmett King (1895-97) ... Received the following awards and honors: honorable mention All-Big Ten from the conference coaches and media panels (2022, 2020), Indiana's Howard Brown "Dedication to IU Football" Award (2021) and IU's Defensive Newcomer of the Year (2018).

### PERSONAL

- Linebacker and wide receiver for Head Coach John Cooley at Saint Benedict at Auburndale High School. Three-time all-region, two-time all-state, and two-time team most valuable player.
- 2017 team captain and four-year starter led the team in tackles, sacks, tackles for loss, receptions, rushing yards, all-purpose yardage and touchdowns as a junior and senior.
- Topped the team in interceptions as a freshman (four) and sophomore (six).
- Four-time team special teams player of the year.
- Played in the 2017 East-West All-Star Classic and led the West in stops.
- Over his final two seasons, made 160 tackles, 60 for loss, 34.0 sacks, five interceptions, three forced fumbles and two fumble recoveries.
- Added 3,678 all-purpose yards (1,534 receiving, 1,049 rushing, 496 punt return, 436 kick return, 163 interception returns) with 32 TDs (15 receiving, 12 rushing, four punt, one interception).
- Led Saint Benedict to the most wins in program history in 2017.
- Ranked the No. 83 athlete nationally by 247Sports and the No. 24 prospect in Tennessee by Rivals.
- Four-year football and two-year track and field letterwinner.
- Participated in 100-plus hours of community service.
- Parents are Diane and Herbert Jones.
- Majored in liberal studies.

### REGULAR SEASON COMPARISON: DEFENSIVE - LOS ANGELES CHARGERS

DATE	OPP	W/L	GP/GS	TACKLES					SACK	YDS.	INT	TFL	PD	QBH	TD	MISC	
				TOT	SOLO	ASST	FF	FR									
10/22/23	KC vs. LAC	W	P	0	0	0	0.0	0.0	0	0	0	0	0	0	0	0	0
1/7/24	KC @ LAC	W	S	12	11	1	0.0	0.0	0	0	0	0	0	0	0	0	0
9/29/24	KC @ LAC	W	P	0	0	0	0.0	0.0	0	0	0	0	0	0	0	0	0
<b>TOTALS</b>		<b>3/0</b>	<b>3/1</b>	<b>12</b>	<b>11</b>	<b>1</b>	<b>0.0</b>	<b>0.0</b>	<b>0</b>	<b>0</b>	<b>0</b>	<b>0</b>	<b>0</b>	<b>0</b>	<b>0</b>	<b>0</b>	<b>0</b>

### CAM JONES' NFL REGULAR SEASON DEFENSIVE STATISTICS

DATE	TEAM	GP	GS	TACKLES					INTERCEPTIONS					O. FUMB					ST					MISC		
				TK	S	A	TFL	YDS	SK	YDS	QBH	NO	YDS	LG	TD	PD	FF	FR	TD	YDS	TK	S	A	FF	FR	S
2023	Chiefs	17	1	12	11	1	0	0	0.0	0.0	0	0	0	0	0	0	0	0	0	5	3	2	0	0	0	0
2024	Chiefs	12	0	0	0	0	0	0	0.0	0.0	0	0	0	0	0	0	0	0	0	3	1	2	0	0	0	0
<b>NFL TOTALS</b>		<b>29</b>	<b>1</b>	<b>12</b>	<b>11</b>	<b>1</b>	<b>0</b>	<b>0</b>	<b>0.0</b>	<b>0.0</b>	<b>0</b>	<b>0</b>	<b>0</b>	<b>0</b>	<b>0</b>	<b>0</b>	<b>0</b>	<b>0</b>	<b>8</b>	<b>4</b>	<b>4</b>	<b>0</b>	<b>0</b>	<b>0</b>	<b>0</b>	



CAM JONES' NFL POSTSEASON DEFENSIVE STATISTICS

DATE	TEAM	GP	GS	TACKLES							INTERCEPTIONS					O. FUMB				ST			MISC							
				TK	S	A	TFL	YDS	SK	YDS	QBH	NO	YDS	LG	TD	PD	FF	FR	TD	YDS	TK	S	A	FF	FR	S	A			
2023	Chiefs	1	0	0	0	0	0	0	0	0.0	0.0	0	0	0	0	0	0	0	0	0	0	0	0	1	1	0	0	0	0	0
<b>NFL TOTALS</b>		<b>1</b>	<b>0</b>	<b>0</b>	<b>0</b>	<b>0</b>	<b>0</b>	<b>0</b>	<b>0</b>	<b>0.0</b>	<b>0.0</b>	<b>0</b>	<b>0</b>	<b>0</b>	<b>0</b>	<b>0</b>	<b>0</b>	<b>0</b>	<b>0</b>	<b>0</b>	<b>0</b>	<b>0</b>	<b>1</b>	<b>1</b>	<b>0</b>	<b>0</b>	<b>0</b>	<b>0</b>	<b>0</b>	

SINGLE-GAME HIGHS: DEFENSIVE

<b>Total Tackles</b>	12 at L.A. Chargers, Jan 07, 2024	<b>Special Teams Tackles</b>	1 vs. New Orleans, Oct 07, 2024
<b>Solo Tackles</b>	11 at L.A. Chargers, Jan 07, 2024		1 at Atlanta, Sep 22, 2024
			1 at New England, Dec 17, 2023
			...4 more at 1.

2023 GAME-BY-GAME REGULAR-SEASON STATISTICS (CHIEFS)

DATE	OPPONENT	P/S	TACKLES							INTERCEPTIONS					O. FUMB				ST			MISC		W/L	SCORE				
			TK	S	A	SK	YDS	TFL	YDS	QBH	NO	YDS	LG	TD	PD	FF	FR	TD	YDS	TK	S	A	FF			FR	S	A	
09/07	Lions	P	0	0	0	0.0	0.0	0	0	0	0	0	0	0	0	0	0	0	0	0	0	0	0	0	0	0	0	L	20-21
09/17	at Jaguars	P	0	0	0	0.0	0.0	0	0	0	0	0	0	0	0	0	0	0	0	0	1	1	0	0	0	0	0	W	17-9
09/24	Bears	P	0	0	0	0.0	0.0	0	0	0	0	0	0	0	0	0	0	0	0	0	0	0	0	0	0	0	W	41-10	
10/01	at Jets	P	0	0	0	0.0	0.0	0	0	0	0	0	0	0	0	0	0	0	0	1	1	0	0	0	0	0	W	23-20	
10/08	at Vikings	P	0	0	0	0.0	0.0	0	0	0	0	0	0	0	0	0	0	0	0	0	0	0	0	0	0	0	W	27-20	
10/12	Broncos	P	0	0	0	0.0	0.0	0	0	0	0	0	0	0	0	0	0	0	0	0	0	0	0	0	0	0	W	19-8	
10/22	Chargers	P	0	0	0	0.0	0.0	0	0	0	0	0	0	0	0	0	0	0	0	0	0	0	0	0	0	0	W	31-17	
10/29	at Broncos	P	0	0	0	0.0	0.0	0	0	0	0	0	0	0	0	0	0	0	0	0	0	0	0	0	0	0	L	9-24	
11/05	Dolphins	P	0	0	0	0.0	0.0	0	0	0	0	0	0	0	0	0	0	0	0	1	0	1	0	0	0	0	W	21-14	
11/20	Eagles	P	0	0	0	0.0	0.0	0	0	0	0	0	0	0	0	0	0	0	0	0	0	0	0	0	0	0	L	17-21	
11/26	at Raiders	P	0	0	0	0.0	0.0	0	0	0	0	0	0	0	0	0	0	0	0	0	0	0	0	0	0	0	W	31-17	
12/03	at Packers	P	0	0	0	0.0	0.0	0	0	0	0	0	0	0	0	0	0	0	0	1	0	1	0	0	0	0	L	19-27	
12/10	Bills	P	0	0	0	0.0	0.0	0	0	0	0	0	0	0	0	0	0	0	0	0	0	0	0	0	0	0	L	17-20	
12/17	at Patriots	P	0	0	0	0.0	0.0	0	0	0	0	0	0	0	0	0	0	0	0	1	1	0	0	0	0	0	W	27-17	
12/25	Raiders	P	0	0	0	0.0	0.0	0	0	0	0	0	0	0	0	0	0	0	0	0	0	0	0	0	0	0	L	14-20	
12/31	Bengals	P	0	0	0	0.0	0.0	0	0	0	0	0	0	0	0	0	0	0	0	0	0	0	0	0	0	0	W	25-17	
01/07	at Chargers	S	12	11	1	0.0	0.0	0	0	0	0	0	0	0	0	0	0	0	0	0	0	0	0	0	0	0	W	13-12	
<b>2023 TOTALS</b>		<b>17-1</b>	<b>12</b>	<b>11</b>	<b>1</b>	<b>0.0</b>	<b>0.0</b>	<b>0</b>	<b>0</b>	<b>0</b>	<b>0</b>	<b>0</b>	<b>0</b>	<b>0</b>	<b>0</b>	<b>0</b>	<b>0</b>	<b>0</b>	<b>0</b>	<b>5</b>	<b>3</b>	<b>2</b>	<b>0</b>	<b>0</b>	<b>0</b>	<b>0</b>	<b>0</b>	<b>11-6</b>	

2024 GAME-BY-GAME REGULAR-SEASON STATISTICS (CHIEFS)

DATE	OPPONENT	P/S	TACKLES							INTERCEPTIONS					O. FUMB				ST			MISC		W/L	SCORE			
			TK	S	A	SK	YDS	TFL	YDS	QBH	NO	YDS	LG	TD	PD	FF	FR	TD	YDS	TK	S	A	FF			FR	S	A
09/05	Ravens	P	0	0	0	0.0	0.0	0	0	0	0	0	0	0	0	0	0	0	0	0	0	0	0	0	0	0	W	27-20
09/15	Bengals	P	0	0	0	0.0	0.0	0	0	0	0	0	0	0	0	0	0	0	0	0	0	0	0	0	0	0	W	26-25
09/22	at Falcons	P	0	0	0	0.0	0.0	0	0	0	0	0	0	0	0	0	0	0	1	0	1	0	0	0	0	0	W	22-17
09/29	at Chargers	P	0	0	0	0.0	0.0	0	0	0	0	0	0	0	0	0	0	0	0	0	0	0	0	0	0	0	W	17-10
10/07	Saints	P	0	0	0	0.0	0.0	0	0	0	0	0	0	0	0	0	0	0	1	1	0	0	0	0	0	0	W	26-13
10/20	at 49ers	P	0	0	0	0.0	0.0	0	0	0	0	0	0	0	0	0	0	0	0	0	0	0	0	0	0	0	W	28-18
10/27	at Raiders	P	0	0	0	0.0	0.0	0	0	0	0	0	0	0	0	0	0	0	0	0	0	0	0	0	0	0	W	27-20
11/04	Buccaneers	P	0	0	0	0.0	0.0	0	0	0	0	0	0	0	0	0	0	0	0	0	0	0	0	0	0	0	W	30-24+
11/10	Broncos	P	0	0	0	0.0	0.0	0	0	0	0	0	0	0	0	0	0	0	0	0	0	0	0	0	0	0	W	16-14
11/17	at Bills	P	0	0	0	0.0	0.0	0	0	0	0	0	0	0	0	0	0	0	1	0	1	0	0	0	0	0	L	21-30
11/24	at Panthers	P	0	0	0	0.0	0.0	0	0	0	0	0	0	0	0	0	0	0	0	0	0	0	0	0	0	0	W	30-27
11/29	Raiders	P	0	0	0	0.0	0.0	0	0	0	0	0	0	0	0	0	0	0	0	0	0	0	0	0	0	0	W	19-17
<b>2024 TOTALS</b>		<b>12-0</b>	<b>0</b>	<b>0</b>	<b>0</b>	<b>0.0</b>	<b>0.0</b>	<b>0</b>	<b>0</b>	<b>0</b>	<b>0</b>	<b>0</b>	<b>0</b>	<b>0</b>	<b>0</b>	<b>0</b>	<b>0</b>	<b>0</b>	<b>3</b>	<b>1</b>	<b>2</b>	<b>0</b>	<b>0</b>	<b>0</b>	<b>0</b>	<b>0</b>	<b>11-1</b>	

+ - Overtime

2023 GAME-BY-GAME POSTSEASON STATISTICS (CHIEFS)

DATE	OPPONENT	P/S	TACKLES							INTERCEPTIONS					O. FUMB				ST			MISC		W/L	SCORE			
			TK	S	A	SK	YDS	TFL	YDS	QBH	NO	YDS	LG	TD	PD	FF	FR	TD	YDS	TK	S	A	FF			FR	S	A
01/13	Dolphins	P	0	0	0	0.0	0.0	0	0	0	0	0	0	0	0	0	0	0	1	1	0	0	0	0	0	0	W	26-7
01/21	at Bills		RESERVE/INJURED																						W	27-24		
01/28	at Ravens		RESERVE/INJURED																						W	17-10		
02/11	49ers		RESERVE/INJURED																						W	25-22+		
<b>2023 TOTALS</b>		<b>1-0</b>	<b>0</b>	<b>0</b>	<b>0</b>	<b>0.0</b>	<b>0.0</b>	<b>0</b>	<b>0</b>	<b>0</b>	<b>0</b>	<b>0</b>	<b>0</b>	<b>0</b>	<b>0</b>	<b>0</b>	<b>0</b>	<b>0</b>	<b>1</b>	<b>1</b>	<b>0</b>	<b>0</b>	<b>0</b>	<b>0</b>	<b>0</b>	<b>0</b>	<b>4-0</b>	


+ - Overtime





# CHRIS JONES

**DEFENSIVE TACKLE #95**  
**MISSISSIPPI STATE**



**9TH** YEAR IN THE NFL

**9TH** YEAR WITH THE CHIEFS

**HEIGHT:** 6'6"  
**WEIGHT:** 310 LBS  
**DRAFTED:** D2-16  
**BIRTHDAY:** 7/3/94

- 👁 Jones enters his ninth season with the Chiefs in 2024.
- 👁 Originally entered the NFL as a second-round pick (37th overall) by the Kansas City Chiefs in the 2016 NFL Draft.

### Career Highlights:

- 👁 Tied with DE George Karlaftis to lead the defense in sacks for sixth-consecutive season with 10.5 sacks (-71.5 yards). Led the team in sacks with 15.5 sacks (-105.5 yards) in 2022, tying his career-high set in 2018. Recorded double-digit sacks in back-to-back seasons (15.5, 2022; 10.5, 2023). It was his third season with double-digit sacks (2023, 2022 and 2018).
- 👁 Jones and Karlaftis led the defense to 57.0 sacks in 2023, the second-most sacks by a defensive unit in Chiefs history.
- 👁 Jones has tallied 75.5 career sacks (-528.5 yards), which is the second-most in the NFL amongst DTs since entering the league in 2016 and the eighth-most amongst all defenders since 2016.
- 👁 Jones' 75.5 sacks are the fifth-most sacks in franchise history since sacks became an official stat in 1982. His 528.5 sack yards are the third-most in franchise history.
- 👁 Established a single-game career-high with 3.5 sacks (-20.0 yards) of Dallas QB Dak Prescott in Week 11 (11/21/21), including sacks on back-to-back plays in the second quarter with a forced fumble on the second of the two sacks. In addition to a single-game career-high, it marked the club's first time having a player record 3.5 or more sacks in a game since OLB Dee Ford recorded 3.5 sacks at Indianapolis on Oct. 30, 2016. It tied for the ninth-best single-game sack performance in team history. For Jones, it marked his 11<sup>th</sup>-career multi-sack performance and his first multi-sack game since recording 2.0 sacks vs. Cleveland (9/12/21) to open the 2021 season.
- 👁 In 2018, he recorded at least one sack in 11-consecutive games becoming the first player to do so in NFL history.
- 👁 Logged a career-high 15.5 sacks during the 2018 season, leading the Chiefs defense and ranking third in the NFL.

### Postseason Career Highlights:

- 👁 Is one of six players to have been on the active roster for all three of the club's Super Bowl victories over the past five years (LIV, LVII and LVIII). He is joined by G Nick Allegretti, K Harrison Butker, TE Travis Kelce, QB Patrick Mahomes and LS James Winchester.
- 👁 Helped propel the Chiefs to their third Super Bowl title in five years (LV, LVII and LVIII) with six quarterback pressures, two passes defended and .5 sacks in the 2023 postseason.
- 👁 Recorded his first postseason sack in the 2022 AFC Championship Game against the Cincinnati Bengals. He sacked Bengals QB Joe Burrow twice.

### Honors:

- 👁 Selected to the Pro Bowl following the 2019, 2020, 2021, 2022 and 2023 seasons.
- 👁 Named an AP All-Pro following the 2023 (first-team), 2022 (first-team), 2018 (second-team), 2020 (second-team) and 2021 (second-team) seasons.
- 👁 Received PFWA All-AFC Team honors in 2018, 2019, 2020 and 2021.
- 👁 Received PFW/PFWA All-NFL Team honors following the 2022 and 2023 seasons.
- 👁 Received TSN All-NFL Team honors in 2020 and 2021.
- 👁 Was voted by teammates as a defensive team captain prior to the club's 2022 and 2023 playoff campaigns.
- 👁 2022 AFC Defensive Player of the Year Award (101 Awards).
- 👁 2021 Week 11 AFC Defensive Player of the Week.
- 👁 November 2018 AFC Player of the Month.
- 👁 2017 Week 2 AFC Defensive Player of the Week.
- 👁 2016 PFW All-Rookie Team.

### Transactions:

Re-signed with the Chiefs (3/10/24) ... Re-signed with the Chiefs (9/12/23) ... Re-signed with the Chiefs (7/15/20) ... Originally entered the NFL as a second-round pick (37th overall) by the Kansas City Chiefs in the 2016 NFL Draft.

### COLLEGE

Appeared in 39 games (16 starts) ... Totaled 102 tackles, including 18.0 tackles for loss and 8.5 sacks ... Tallied nine passes defended ... Named second-team All-American by Pro Football Focus in 2015.

### PERSONAL

- 👁 Attended Houston High School.
- 👁 Rated by ESPN.com as the number six defensive end in the country his senior year.
- 👁 As a senior, led the team in tackles with 160 and recorded 14.0 sacks, 10 pass deflections, two fumble recoveries and a 74-yard





interception return for a touchdown.

- 🏈 Five-year letterman for his high school varsity basketball team.
- 🏈 Named to the Mississippi North/South All-Star Basketball Game for 2011.
- 🏈 Majored in communication at Mississippi State.
- 🏈 Hometown: Houston, Miss.

### CHRIS JONES' NFL REGULAR SEASON DEFENSIVE STATISTICS

		TACKLES										INTERCEPTIONS						O. FUMB				ST				MISC	
DATE	TEAM	GP	GS	TK	S	A	TFL	YDS	SK	YDS	QBH	NO	YDS	LG	TD	PD	FF	FR	TD	YDS	TK	S	A	FF	FR	S	A
2016	Chiefs	16	11	28	17	11	5	26	2.0	19.0	10	0	0	0	0	4	0	0	0	0	0	0	0	0	0	0	0
2017	Chiefs	16	7	32	22	10	5	24	6.5	42.0	13	1	-3	0	0	7	4	0	0	0	0	0	0	0	0	0	0
2018	Chiefs	16	11	40	35	5	19	112	15.5	122.0	29	1	20	20t	1	5	2	0	0	0	0	0	0	0	0	0	0
2019	Chiefs	13	12	36	23	13	8	63	9.0	75.0	20	0	0	0	0	4	1	1	1	0	12	0	0	0	0	0	0
2020	Chiefs	15	14	36	23	13	3	17	7.5	28.0	28	0	0	0	0	4	2	0	0	0	0	0	0	0	0	0	0
2021	Chiefs	14	14	27	18	9	8	53	9.0	65.5	17	0	0	0	0	5	1	1	1	0	-2	0	0	0	0	0	0
2022	Chiefs	17	17	44	30	14	17	94	15.5	105.5	29	0	0	0	0	4	2	1	1	0	2	0	0	0	0	0	0
2023	Chiefs	16	16	30	20	10	13	75	10.5	71.5	29	0	0	0	0	4	0	0	0	0	0	0	0	0	0	0	0
2024	Chiefs	12	12	30	16	14	7	28	5.0	23.0	13	0	0	0	0	0	1	0	0	0	0	0	0	0	0	0	0
<b>NFL TOTALS</b>		<b>135</b>	<b>114</b>	<b>303</b>	<b>204</b>	<b>99</b>	<b>85</b>	<b>492</b>	<b>80.5</b>	<b>551.5</b>	<b>188</b>	<b>2</b>	<b>17</b>	<b>20T</b>	<b>1</b>	<b>37</b>	<b>13</b>	<b>3</b>	<b>0</b>	<b>12</b>	<b>0</b>	<b>0</b>	<b>0</b>	<b>0</b>	<b>0</b>	<b>0</b>	<b>0</b>

### CHRIS JONES' NFL POSTSEASON DEFENSIVE STATISTICS

		TACKLES										INTERCEPTIONS						O. FUMB				ST				MISC		
DATE	TEAM	GP	GS	TK	S	A	TFL	YDS	SK	YDS	QBH	NO	YDS	LG	TD	PD	FF	FR	TD	YDS	TK	S	A	FF	FR	S	A	
2016	Chiefs	1	1	2	1	1	0	0	0.0	0.0	0	0	0	0	0	2	0	0	0	0	0	0	0	0	0	0	0	0
2017	Chiefs	1	1	2	1	1	0	0	0.0	0.0	0	0	0	0	0	0	0	0	0	0	0	0	0	0	0	0	0	0
2018	Chiefs	2	1	0	0	0	0	0	0.0	0.0	1	0	0	0	0	4	0	0	0	0	0	0	0	0	0	0	0	0
2019	Chiefs	2	1	3	1	2	0	0	0.0	0.0	1	0	0	0	0	3	0	0	0	0	0	0	0	0	0	0	0	0
2020	Chiefs	3	3	9	4	5	0	0	0.0	0.0	2	0	0	0	0	0	0	0	0	0	0	0	0	0	0	0	0	0
2021	Chiefs	3	3	6	4	2	2	7	0.0	0.0	0	0	0	0	0	0	0	0	0	0	0	0	0	0	0	0	0	0
2022	Chiefs	3	3	8	6	2	3	16	2.0	13.0	6	0	0	0	0	0	0	0	0	0	0	0	0	0	0	0	0	0
2023	Chiefs	4	4	8	4	4	0	0	0.5	2.0	6	0	0	0	0	2	1	0	0	0	0	0	0	0	0	0	0	0
<b>NFL TOTALS</b>		<b>19</b>	<b>17</b>	<b>38</b>	<b>21</b>	<b>17</b>	<b>5</b>	<b>23</b>	<b>2.5</b>	<b>15.0</b>	<b>16</b>	<b>0</b>	<b>0</b>	<b>0</b>	<b>0</b>	<b>11</b>	<b>1</b>	<b>0</b>	<b>0</b>	<b>0</b>	<b>0</b>	<b>0</b>	<b>0</b>	<b>0</b>	<b>0</b>	<b>0</b>	<b>0</b>	<b>0</b>

#### SINGLE-GAME HIGHS: DEFENSIVE

<b>Total Tackles</b>	8 at Tennessee, Nov 10, 2019 6 vs. Las Vegas, Nov 29, 2024 6 at L.A. Rams, Nov 19, 2018 5 at Buffalo, Nov 17, 2024 5 vs. Philadelphia, Nov 20, 2023 ...9 more at 5.	<b>Tackles For Loss</b> 4 vs. Philadelphia, Nov 20, 2023 3 at L.A. Chargers, Nov 20, 2022 3 vs. L.A. Chargers, Sep 15, 2022 3 at L.A. Rams, Nov 19, 2018 2 vs. Las Vegas, Nov 29, 2024 ...11 more at 2.
<b>Solo Tackles</b>	6 at L.A. Rams, Nov 19, 2018 5 vs. Philadelphia, Nov 20, 2023 5 at L.A. Chargers, Nov 20, 2022 4 at Buffalo, Nov 17, 2024 4 at Denver, Dec 11, 2022 ...7 more at 4.	<b>Interceptions</b> 1 vs. Jacksonville, Oct 07, 2018 1 vs. Philadelphia, Sep 17, 2017
<b>Sacks</b>	3.5 vs. Dallas, Nov 21, 2021 3.0 vs. Philadelphia, Sep 17, 2017 2.5 at Las Vegas, Jan 07, 2023 2.5 vs. L.A. Chargers, Dec 13, 2018 2.0 vs. Las Vegas, Nov 29, 2024 ...11 more at 2.0.	<b>Interception Return Yards</b> 20 vs. Jacksonville, Oct 07, 2018
<b>Passes Defensed</b>	2 vs. Denver, Dec 05, 2021 2 at Las Vegas, Nov 14, 2021 2 at L.A. Chargers, Nov 18, 2019 ...3 more at 2.	<b>Safeties</b> 1 at Miami, Dec 13, 2020
<b>Forced Fumbles</b>	2 at Baltimore, Sep 28, 2020 2 vs. Philadelphia, Sep 17, 2017 1 vs. Baltimore, Sep 05, 2024 1 at San Francisco, Oct 23, 2022 ...7 more at 1.	<b>Longest Opp Fumble Return</b> 12 at Detroit, Sep 29, 2019 2 at Tampa Bay, Oct 02, 2022
<b>Fumble Recoveries</b>	1 vs. Dallas, Nov 21, 2021 1 at Detroit, Sep 29, 2019	



SINGLE-GAME HIGHS - POSTSEASON: DEFENSIVE

**Total Tackles** 5 at Tampa Bay, Feb 07, 2021  
 4 vs. San Francisco, Feb 11, 2024  
 4 vs. Cincinnati, Jan 29, 2023  
 3 at Buffalo, Jan 21, 2024  
 3 at Philadelphia, Feb 12, 2023  
 ...2 more at 3.

**Solo Tackles** 3 vs. Cincinnati, Jan 29, 2023  
 3 at Tampa Bay, Feb 07, 2021  
 2 vs. San Francisco, Feb 11, 2024  
 2 at Buffalo, Jan 21, 2024  
 ...2 more at 2.

**Sacks** 2.0 vs. Cincinnati, Jan 29, 2023  
 0.5 vs. Miami, Jan 13, 2024

**Passes Defensed** 3 vs. San Francisco, Feb 02, 2020  
 3 vs. Indianapolis, Jan 12, 2019  
 2 vs. Pittsburgh, Jan 15, 2017  
 1 at Baltimore, Jan 28, 2024  
 1 at Buffalo, Jan 21, 2024  
 ...1 more at 1.

**Forced Fumbles** 1 at Buffalo, Jan 21, 2024  
**Tackles For Loss** 3 vs. Cincinnati, Jan 29, 2023  
 1 vs. Buffalo, Jan 23, 2022  
 1 vs. Pittsburgh, Jan 16, 2022

2016 GAME-BY-GAME REGULAR-SEASON STATISTICS (CHIEFS)

DATE	OPPONENT	P/S	TACKLES							INTERCEPTIONS				O. FUMB				ST				MISC		W/L	SCORE			
			TK	S	A	SK	YDS	TFL	YDS	QBH	NO	YDS	LG	TD	PD	FF	FR	TD	YDS	TK	S	A	FF			FR	S	A
09/11	Chargers	P	0	0	0	0.0	0.0	0	0	0	0	0	0	0	0	0	0	0	0	0	0	0	0	0	0	0	W	33-27+
09/18	at Texans	P	2	0	2	0.0	0.0	0	0	0	0	0	0	0	0	0	0	0	0	0	0	0	0	0	0	0	L	12-19
09/25	Jets	P	1	0	1	0.0	0.0	0	0	0	0	0	0	0	0	0	0	0	0	0	0	0	0	0	0	W	24-3	
10/02	at Steelers	P	2	0	2	0.0	0.0	0	0	0	0	0	0	0	0	0	0	0	0	0	0	0	0	0	0	L	14-43	
10/16	at Raiders	P	2	1	1	0.0	0.0	1	3	0	0	0	0	0	0	0	0	0	0	0	0	0	0	0	0	W	26-10	
10/23	Saints	S	2	0	2	0.0	0.0	0	0	0	0	0	0	0	0	0	0	0	0	0	0	0	0	0	0	W	27-21	
10/30	at Colts	S	1	1	0	1.0	7.0	1	7	2	0	0	0	0	0	0	0	0	0	0	0	0	0	0	0	W	30-14	
11/06	Jaguars	S	2	1	1	0.0	0.0	0	0	0	0	0	0	0	0	0	0	0	0	0	0	0	0	0	0	W	19-14	
11/13	at Panthers	S	3	3	0	1.0	12.0	1	12	1	0	0	0	0	0	0	0	0	0	0	0	0	0	0	0	W	20-17	
11/20	Buccaneers	S	1	1	0	0.0	0.0	0	0	2	0	0	0	0	0	1	0	0	0	0	0	0	0	0	0	L	17-19	
11/27	at Broncos	S	1	1	0	0.0	0.0	1	1	0	0	0	0	0	0	1	0	0	0	0	0	0	0	0	0	W	30-27+	
12/04	at Falcons	S	0	0	0	0.0	0.0	0	0	2	0	0	0	0	0	0	0	0	0	0	0	0	0	0	0	W	29-28	
12/08	Raiders	S	5	3	2	0.0	0.0	0	0	1	0	0	0	0	0	0	0	0	0	0	0	0	0	0	0	W	21-13	
12/18	Titans	S	1	1	0	0.0	0.0	0	0	1	0	0	0	0	0	0	0	0	0	0	0	0	0	0	0	L	17-19	
12/25	Broncos	S	1	1	0	0.0	0.0	0	0	1	0	0	0	0	0	2	0	0	0	0	0	0	0	0	0	W	33-10	
01/01	at Chargers	S	4	4	0	0.0	0.0	1	3	0	0	0	0	0	0	0	0	0	0	0	0	0	0	0	0	W	37-27	
<b>2016 TOTALS</b>		<b>16-11</b>	<b>28</b>	<b>17</b>	<b>11</b>	<b>2.0</b>	<b>19.0</b>	<b>5</b>	<b>26</b>	<b>10</b>	<b>0</b>	<b>0</b>	<b>0</b>	<b>0</b>	<b>4</b>	<b>0</b>	<b>0</b>	<b>0</b>	<b>0</b>	<b>0</b>	<b>0</b>	<b>0</b>	<b>0</b>	<b>0</b>	<b>0</b>	<b>12-4</b>		

+ - Overtime

2017 GAME-BY-GAME REGULAR-SEASON STATISTICS (CHIEFS)

DATE	OPPONENT	P/S	TACKLES							INTERCEPTIONS				O. FUMB				ST				MISC		W/L	SCORE		
			TK	S	A	SK	YDS	TFL	YDS	QBH	NO	YDS	LG	TD	PD	FF	FR	TD	YDS	TK	S	A	FF			FR	S
09/07	at Patriots	S	0	0	0	0.0	0.0	0	0	0	0	0	0	0	0	0	0	0	0	0	0	0	0	0	0	W	42-27
09/17	Eagles	P	4	4	0	3.0	13.0	1	5	2	1	-3	-3	0	1	2	0	0	0	0	0	0	0	0	0	W	27-20
09/24	at Chargers	P	3	2	1	0.0	0.0	1	0	2	0	0	0	0	0	0	0	0	0	0	0	0	0	0	0	W	24-10
10/02	Redskins	S	2	1	1	0.0	0.0	0	0	0	0	0	0	0	0	0	0	0	0	0	0	0	0	0	0	W	29-20
10/08	at Texans	S	2	1	1	0.5	3.0	0	0	2	0	0	0	0	0	1	0	0	0	0	0	0	0	0	0	W	42-34
10/15	Steelers	P	1	0	1	0.0	0.0	0	0	1	0	0	0	0	0	0	0	0	0	0	0	0	0	0	0	L	13-19
10/19	at Raiders	P	2	2	0	0.0	0.0	0	0	0	0	0	0	0	0	1	0	0	0	0	0	0	0	0	0	L	30-31
10/30	Broncos	P	3	1	2	0.0	0.0	0	0	1	0	0	0	0	0	0	0	0	0	0	0	0	0	0	0	W	29-19
11/05	at Cowboys	P	1	0	1	0.0	0.0	0	0	0	0	0	0	0	0	2	0	0	0	0	0	0	0	0	0	L	17-28
11/19	at Giants	S	4	2	2	0.0	0.0	0	0	0	0	0	0	0	0	1	0	0	0	0	0	0	0	0	0	L	9-12+
11/26	Bills	S	1	1	0	0.0	0.0	0	0	0	0	0	0	0	0	1	0	0	0	0	0	0	0	0	0	L	10-16
12/03	at Jets	S	2	1	1	0.0	0.0	0	0	0	0	0	0	0	0	0	0	0	0	0	0	0	0	0	0	L	31-38
12/10	Raiders	P	2	2	0	1.0	7.0	2	10	2	0	0	0	0	0	0	0	0	0	0	0	0	0	0	0	W	26-15
12/16	Chargers	P	2	2	0	1.0	9.0	1	9	2	0	0	0	0	0	0	0	0	0	0	0	0	0	0	0	W	30-13
12/24	Dolphins	S	1	1	0	0.0	0.0	0	0	0	0	0	0	0	0	1	0	0	0	0	0	0	0	0	0	W	29-13
12/31	at Broncos	P	2	2	0	1.0	10.0	0	0	1	0	0	0	0	0	1	0	0	0	0	0	0	0	0	0	W	27-24
<b>2017 TOTALS</b>		<b>16-7</b>	<b>32</b>	<b>22</b>	<b>10</b>	<b>6.5</b>	<b>42.0</b>	<b>5</b>	<b>24</b>	<b>13</b>	<b>1</b>	<b>-3</b>	<b>-3</b>	<b>0</b>	<b>7</b>	<b>4</b>	<b>0</b>	<b>0</b>	<b>0</b>	<b>0</b>	<b>0</b>	<b>0</b>	<b>0</b>	<b>0</b>	<b>0</b>	<b>10-6</b>	

+ - Overtime











# GEORGE KARLAFTIS



**DEFENSIVE END #56**  
**PURDUE**

**3RD** YEAR IN THE NFL

**3RD** YEAR WITH THE CHIEFS

**HEIGHT:** 6'4"  
**WEIGHT:** 263 LBS  
**DRAFTED:** D1B-22  
**BIRTHDAY:** 4/3/01

- 👁️ Karlaftis enters his third season with the Chiefs in 2024.
- 👁️ Originally entered the NFL as the second of two first-round picks (30th overall) by the Kansas City Chiefs in the 2022 NFL Draft.

### Career Highlights:

- 👁️ Recorded double-digit sacks (10.5) in 2023, tying with DT Chris Jones for the most amongst the defense.
- 👁️ Totaled 16.5 sacks in his first two seasons, the third-most in a Chiefs player's first two seasons.
- 👁️ In 2022, George Karlaftis became the 19th player in

franchise history to start all regular season games in their rookie season. Karlaftis joined C Creed Humphrey and G Trey Smith to be the first three to start 17 games in their rookie season since the NFL added a 17th regular season game in the 2021 season.

- 👁️ As a rookie, finished the 2022 season with the second-most sacks on the team (6.0) behind DT Chris Jones (15.5).

### Transactions:

Originally entered the NFL as the second of two first-round picks (30th overall) by the Kansas City Chiefs in the 2022 NFL Draft.

### COLLEGE

Three-year letterwinner at Purdue ... Played 27 games, logging 99 tackles (64 solo), including 30.5 for a loss of 143.0 yards ... Recorded 14.5 sacks (-80.0 yards), one interception, five passes defended, four forced fumbles and two fumble recoveries ... Earned second-team All-Big Ten, as well as Academic All-Big Ten honors in 2020 ... Named first-team *Associated Press* Freshman All-American as a freshman in 2019.

### PERSONAL

- 👁️ Selected to play in 2019 U.S. Army All-American Bowl, where he received national Defensive Player of the Year honor.
- 👁️ Team went 15-0 in 2018, winning Indiana Class 3A state championship.
- 👁️ Indiana Class 3A Player of the Year.
- 👁️ 2018 Top 50 All-Indiana by Indiana Football Coaches Association.
- 👁️ *Associated Press* All-State Class 3A as a senior.
- 👁️ 2018 IndyStar Mr. Football Defensive Lineman of the Year.
- 👁️ According to MaxPreps, finished his senior season with 106 tackles, including 56 for loss and 17.5 sacks.
- 👁️ Via MaxPreps, he finished his prep career with 332 tackles, including 84 tackles for loss and 41.0 sacks.
- 👁️ Back-to-back state champion in shot put - 59 feet, 5 1/2 inches as a sophomore and 60 feet, 1/2 inch as a junior.
- 👁️ Moved to West Lafayette, Indiana, from Athens, Greece, in eighth grade, when he began playing football.

### GEORGE KARLAFTIS' NFL REGULAR SEASON DEFENSIVE STATISTICS

DATE	TEAM	GP	GS	TACKLES							INTERCEPTIONS					O. FUMB				ST				MISC						
				TK	S	A	TFL	YDS	SK	YDS	QBH	NO	YDS	LG	TD	PD	FF	FR	TD	YDS	TK	S	A	FF	FR	S	A			
2022	Chiefs	17	17	33	18	15	8	38	6.0	40.0	11	0	0	0	0	7	0	2	0	0	0	0	0	0	0	0	0	0	0	0
2023	Chiefs	16	16	47	29	18	7	50	10.5	55.5	17	0	0	0	0	3	1	0	0	0	0	0	0	0	0	0	0	0	0	
2024	Chiefs	12	9	28	15	13	6	31	5.0	30.0	17	0	0	0	0	3	0	0	0	0	0	0	0	0	0	0	0	0		
<b>NFL TOTALS</b>		<b>45</b>	<b>42</b>	<b>108</b>	<b>62</b>	<b>46</b>	<b>21</b>	<b>119</b>	<b>21.5</b>	<b>125.5</b>	<b>45</b>	<b>0</b>	<b>0</b>	<b>0</b>	<b>0</b>	<b>13</b>	<b>1</b>	<b>2</b>	<b>0</b>	<b>0</b>	<b>0</b>	<b>0</b>	<b>0</b>	<b>0</b>	<b>0</b>	<b>0</b>	<b>0</b>	<b>0</b>	<b>0</b>	

### GEORGE KARLAFTIS' NFL POSTSEASON DEFENSIVE STATISTICS

DATE	TEAM	GP	GS	TACKLES							INTERCEPTIONS					O. FUMB				ST				MISC				
				TK	S	A	TFL	YDS	SK	YDS	QBH	NO	YDS	LG	TD	PD	FF	FR	TD	YDS	TK	S	A	FF	FR	S	A	
2022	Chiefs	3	3	4	2	2	1	4	1.0	4.0	1	0	0	0	0	0	0	0	0	0	0	0	0	0	0	0	0	0
2023	Chiefs	4	4	19	10	9	3	12	3.0	15.0	7	0	0	0	0	1	0	2	0	0	0	0	0	0	0	0	0	0
<b>NFL TOTALS</b>		<b>7</b>	<b>7</b>	<b>23</b>	<b>12</b>	<b>11</b>	<b>4</b>	<b>16</b>	<b>4.0</b>	<b>19.0</b>	<b>8</b>	<b>0</b>	<b>0</b>	<b>0</b>	<b>0</b>	<b>1</b>	<b>0</b>	<b>2</b>	<b>0</b>	<b>0</b>	<b>0</b>	<b>0</b>	<b>0</b>	<b>0</b>	<b>0</b>	<b>0</b>	<b>0</b>	<b>0</b>



SINGLE-GAME HIGHS: DEFENSIVE

**Total Tackles** 7 at Denver, Oct 29, 2023  
 7 vs. Detroit, Sep 07, 2023  
 5 vs. Cincinnati, Dec 31, 2023  
 5 at Indianapolis, Sep 25, 2022  
 4 vs. Tampa Bay, Nov 04, 2024  
 ...2 more at 4.

**Solo Tackles** 4 vs. Cincinnati, Dec 31, 2023  
 4 at Denver, Oct 29, 2023  
 3 vs. Tampa Bay, Nov 04, 2024  
 3 at Las Vegas, Nov 26, 2023  
 ...2 more at 3.

**Sacks** 2.5 at Denver, Oct 29, 2023  
 1.5 vs. Cincinnati, Dec 31, 2023  
 1.5 at Jacksonville, Sep 17, 2023  
 1.0 vs. Las Vegas, Nov 29, 2024  
 1.0 vs. Tampa Bay, Nov 04, 2024  
 ...12 more at 1.0.

**Passes Defensed** 2 vs. Denver, Oct 12, 2023  
 2 vs. Jacksonville, Nov 13, 2022  
 1 vs. Las Vegas, Nov 29, 2024  
 1 vs. Tampa Bay, Nov 04, 2024  
 ...7 more at 1.

**Forced Fumbles** 1 at Denver, Oct 29, 2023  
**Fumble Recoveries** 1 at Las Vegas, Jan 07, 2023  
 1 vs. Denver, Jan 01, 2023  
**Tackles For Loss** 1 vs. Las Vegas, Nov 29, 2024  
 1 vs. Tampa Bay, Nov 04, 2024  
 1 at Las Vegas, Oct 27, 2024  
 ...18 more at 1.

SINGLE-GAME HIGHS - POSTSEASON: DEFENSIVE

**Total Tackles** 6 vs. Miami, Jan 13, 2024  
 5 vs. San Francisco, Feb 11, 2024  
 4 at Baltimore, Jan 28, 2024  
 4 at Buffalo, Jan 21, 2024  
 2 at Philadelphia, Feb 12, 2023

**Solo Tackles** 3 at Baltimore, Jan 28, 2024  
 3 vs. Miami, Jan 13, 2024  
 2 vs. San Francisco, Feb 11, 2024  
 2 at Buffalo, Jan 21, 2024  
 1 at Philadelphia, Feb 12, 2023  
 ...1 more at 1.

**Sacks** 1.5 vs. Miami, Jan 13, 2024  
 1.0 at Baltimore, Jan 28, 2024  
 1.0 vs. Cincinnati, Jan 29, 2023  
 0.5 vs. San Francisco, Feb 11, 2024

**Passes Defensed** 1 at Buffalo, Jan 21, 2024  
**Fumble Recoveries** 1 vs. San Francisco, Feb 11, 2024  
 1 at Baltimore, Jan 28, 2024  
**Tackles For Loss** 1 at Baltimore, Jan 28, 2024  
 1 at Buffalo, Jan 21, 2024  
 1 vs. Miami, Jan 13, 2024  
 ...1 more at 1.

2022 GAME-BY-GAME REGULAR-SEASON STATISTICS (CHIEFS)

DATE	OPPONENT	P/S	TACKLES									INTERCEPTIONS					O. FUMB				ST					MISC		W/L	SCORE
			TK	S	A	SK	YDS	TFL	YDS	QBH	NO	YDS	LG	TD	PD	FF	FR	TD	YDS	TK	S	A	FF	FR	S	A			
09/11	at Cardinals	S	1	1	0	0.0	0.0	0	0	1	0	0	0	0	1	0	0	0	0	0	0	0	0	0	0	0	W	44-21	
09/15	Chargers	S	1	1	0	0.0	0.0	0	0	1	0	0	0	0	1	0	0	0	0	0	0	0	0	0	0	W	27-24		
09/25	at Colts	S	5	1	4	0.0	0.0	0	0	0	0	0	0	0	0	0	0	0	0	0	0	0	0	0	0	L	17-20		
10/02	at Buccaneers	S	2	2	0	0.0	0.0	1	4	0	0	0	0	0	0	0	0	0	0	0	0	0	0	0	0	W	41-31		
10/10	Raiders	S	1	0	1	0.5	3.5	0	0	1	0	0	0	0	0	0	0	0	0	0	0	0	0	0	0	W	30-29		
10/16	Bills	S	2	1	1	0.0	0.0	0	0	0	0	0	0	0	0	0	0	0	0	0	0	0	0	0	0	L	20-24		
10/23	at 49ers	S	2	0	2	0.0	0.0	0	0	1	0	0	0	0	1	0	0	0	0	0	0	0	0	0	0	W	44-23		
11/06	Titans	S	2	1	1	0.0	0.0	0	0	0	0	0	0	0	0	0	0	0	0	0	0	0	0	0	0	W	20-17+		
11/13	Jaguars	S	2	0	2	0.0	0.0	0	0	0	0	0	0	0	2	0	0	0	0	0	0	0	0	0	0	W	27-17		
11/20	at Chargers	S	0	0	0	0.0	0.0	0	0	1	0	0	0	0	0	0	0	0	0	0	0	0	0	0	0	W	30-27		
11/27	Rams	S	1	1	0	1.0	10.0	1	10	1	0	0	0	0	0	0	0	0	0	0	0	0	0	0	0	W	26-10		
12/04	at Bengals	S	3	3	0	1.0	7.0	1	7	1	0	0	0	0	0	0	0	0	0	0	0	0	0	0	0	L	24-27		
12/11	at Broncos	S	3	1	2	1.0	4.0	1	4	1	0	0	0	0	1	0	0	0	0	0	0	0	0	0	0	W	34-28		
12/18	at Texans	S	2	2	0	0.0	0.0	1	0	0	0	0	0	0	0	0	0	0	0	0	0	0	0	0	0	W	30-24+		
12/24	Seahawks	S	1	1	0	1.0	9.0	1	9	1	0	0	0	0	1	0	0	0	0	0	0	0	0	0	0	W	24-10		
01/01	Broncos	S	2	1	1	1.0	3.0	1	3	1	0	0	0	0	0	0	1	0	0	0	0	0	0	0	0	W	27-24		
01/07	at Raiders	S	3	2	1	0.5	3.5	1	1	1	0	0	0	0	0	0	1	0	0	0	0	0	0	0	0	W	31-13		

**2022 TOTALS** 17-17 | **33** **18** **15** **6.0** **40.0** **8** **38** **11** | **0** **0** **0** **0** **7** | **0** **2** **0** **0** | **0** **0** **0** **0** **0** | **0** **0** **0** **14-3**

+ - Overtime



2023 GAME-BY-GAME REGULAR-SEASON STATISTICS (CHIEFS)

Table with columns: DATE, OPPONENT, P/S, TACKLES (TK, S, A, SK, YDS, TFL, YDS, QBH), INTERCEPTIONS (NO, YDS, LG, TD, PD), O. FUMB (FF, FR, TD, YDS), ST (TK, S, A, FF, FR), MISC (S, A), W/L, SCORE. Includes 2023 TOTALS row.

2024 GAME-BY-GAME REGULAR-SEASON STATISTICS (CHIEFS)

Table with columns: DATE, OPPONENT, P/S, TACKLES (TK, S, A, SK, YDS, TFL, YDS, QBH), INTERCEPTIONS (NO, YDS, LG, TD, PD), O. FUMB (FF, FR, TD, YDS), ST (TK, S, A, FF, FR), MISC (S, A), W/L, SCORE. Includes 2024 TOTALS row.

+ - Overtime

2022 GAME-BY-GAME POSTSEASON STATISTICS (CHIEFS)

Table with columns: DATE, OPPONENT, P/S, TACKLES (TK, S, A, SK, YDS, TFL, YDS, QBH), INTERCEPTIONS (NO, YDS, LG, TD, PD), O. FUMB (FF, FR, TD, YDS), ST (TK, S, A, FF, FR), MISC (S, A), W/L, SCORE. Includes 2022 TOTALS row.

2023 GAME-BY-GAME POSTSEASON STATISTICS (CHIEFS)

Table with columns: DATE, OPPONENT, P/S, TACKLES (TK, S, A, SK, YDS, TFL, YDS, QBH), INTERCEPTIONS (NO, YDS, LG, TD, PD), O. FUMB (FF, FR, TD, YDS), ST (TK, S, A, FF, FR), MISC (S, A), W/L, SCORE. Includes 2023 TOTALS row.

+ - Overtime







**TIGHT END #87**  
**CINCINNATI**

**12<sup>TH</sup>** YEAR IN  
THE NFL

**12<sup>TH</sup>** YEAR WITH  
THE CHIEFS

**HEIGHT:** 6'5"  
**WEIGHT:** 250 LBS  
**DRAFTED:** D3A-13  
**BIRTHDAY:** 10/5/89



- 👁️ Kelce enters his 12th season with the Chiefs in 2024.
- 👁️ Spent the majority of the 2013 season on the club's injured reserve list.
- 👁️ Originally entered the NFL as the first of two third-round picks (63rd overall) by the Kansas City Chiefs in the 2013 NFL Draft.

**Career Highlights:**

- 👁️ Kelce has caught a pass in 158 consecutive games, marking the longest streak in franchise history and besting PFHOF TE Tony Gonzalez's 131 consecutive games. He is three consecutive games behind WR DeAndre Hopkins (161) to be the active streak holder outright.
- 👁️ His 11,328 receiving yards are the most by any Chiefs player and the fourth-most by an NFL tight end. Passed 11,000 total yards Week 12 (11/26/23) in Las Vegas and finished the season with 11,342 combined yards. He is only the second player in Chiefs history to record more than 11,000 combined yards and is second only to Dante Hall (12,356).
- 👁️ Kelce owns 74 career receiving touchdowns, good for second in team history. He needs three more receiving touchdowns to best PFHOF TE Tony Gonzalez (76).
- 👁️ Between Kelce and QB Patrick Mahomes, the pair has 51 touchdown connections. Their 51 touchdown connections passed PFHOF QB Len Dawson and former WR Otis Taylor for most QB-pass catcher connections in Chiefs history. They are now tied with PFHOF QB Drew Brees and TE Jimmy Graham for the third-most QB-tight end touchdown connections in league history.
- 👁️ Kelce holds the record for most receptions by any NFL tight end in their first 10 seasons with 814 catches.
- 👁️ Kelce has caught 600 first down receptions, the fourth-most first down receptions by a tight end in NFL history.
- 👁️ Currently has 37 regular season games of 100 receiving yards or more, which is the most such games in team history and is the most 100-yard games by a tight end in league history.
- 👁️ His 157 receptions of 20 or more yards is a franchise best for all pass catchers. Has tallied 86 receptions of 25+ yards which is the third-most for a tight end in NFL history since 1994.
- 👁️ Kelce's ten consecutive seasons with 50+ receptions is tied for the top spot with WR Mike Evans for the most consecutive seasons among all active pass catchers in the league. With a 50+ reception season in 2024, Kelce would tie TE Tony Gonzalez for the most such seasons in Chiefs history. He currently holds the fourth-most 80+ reception seasons in the NFL (eight) and is tied for the second-most 90+ reception

- seasons with six. He trails only former WR Larry Fitzgerald with eight seasons.
- 👁️ Kelce's three seasons of 100+ receptions is a franchise best for any pass catcher and a league best for all tight ends. He is the only tight end in NFL history with multiple 100+ reception seasons.
- 👁️ With 5,359 yards after catch, Kelce is ranked at the top amongst all tight ends in NFL history. With 5,359 career YAC after recording 463 in 2023, Kelce now owns the seventh-most YAC, regardless of position, in the NFL.
- 👁️ Kelce was the fastest player to reach 900 career receptions, doing so against the Raiders (12/25/23) in just 158 games. The previous record was held by TE Jason Witten in 181 games. Kelce is just one of four tight ends to snag 900 receptions. In 154 games, Kelce became the eighth-fastest player to do so in NFL history, regardless of position. Became the fastest tight end in NFL history to reach the 800-reception plateau, doing so in 142 career games played. He tied with PFHOF WR Torry Holt for seventh-fewest games to record 800 receptions by any NFL pass catcher.
- 👁️ Surpassed the 11,000 receiving yard mark Week 12 (11/26/23) at Las Vegas, eclipsing the mark in 154 games. Kelce was the fastest tight end to reach 11,000 receiving yards and the 17th fastest of any NFL pass catcher after also being the fastest tight end in NFL history to record 6,000, 7,000, 8,000, 9,000 and 10,000 receiving yards. Kelce was the fifth tight end to ever reach 10,000 receiving yards and tied with WR A.J. Green as the 16th-fastest to do so of any NFL pass catcher.
- 👁️ For the seventh-straight season in 2022, Kelce eclipsed 1,000 receiving yards, extending his previously established NFL record for tight ends and franchise pass catcher record of seven such seasons. Was just 16 yards short of his eighth 1,000 receiving yard season in 2023. He opted to rest Week 18 (1/7/24) in Los Angeles against the Chargers as there were no playoff implications.
- 👁️ His 2022 season was one for the record books as he recorded the most receptions by any Chiefs tight end in a single-season with 110 catches.
- 👁️ In Week 3 against Indianapolis Colts (9/25/22), successfully completed his fifth-career two-point conversion setting a Chiefs record for the most two-point conversions in a career.
- 👁️ Week 15 against the Chargers (12/16/21), Kelce recorded a career-high 191 yards on 10 receptions with two receiving touchdowns, including a fourth-quarter seven-yard score and the game-winning 34-yard catch-and-run touchdown in overtime.
- 👁️ Recorded 105 receptions in 2020, setting the franchise record for most receptions in a single-season by any pass



catcher, at the time. He also became the first Chiefs player to record multiple seasons with 100 or more receptions (2018, 2020, 2022).

🏈 Finished the 2020 season with 1,416 receiving yards. Kelce and former Chiefs WR Tyreek Hill (1,276) both recorded 1,000+ receiving yards and 10+ receiving touchdowns in 2020. It marked the second time in franchise history that the club had a pair of players accomplish this feat, with Hill and Kelce also doing so in 2018. It marks the 16th time in NFL history that a team had at least two players with 10+ receiving touchdowns and 1,000+ receiving yards in the same season. Kelce and Hill are just the third pair of teammates to accomplish the feat in multiple seasons with the same team, joining Cris Carter and Randy Moss (Minnesota, 1998 and 1999) and Demaryius Thomas and Eric Decker (Denver, 2012 and 2013).

🏈 With 1,416 receiving yards in 2020, he set the NFL record for the most receiving yards in a single season by a tight end in NFL history, passing 49ers TE George Kittle's previous record of 1,377 yards set in 2018. He finished the 2020 season with 1,643 receiving yards in the regular and postseason, also the most by a tight end in NFL history.

🏈 Recorded his first-career rushing touchdown on a four-yard carry in Week 14 against New England (12/8/19).

🏈 During the 2018 season recorded 1,336 receiving yards the most by a tight end in a single-season in Chiefs history, at the time. He also briefly broke the NFL single-season receiving yards record before San Francisco TE George Kittle broke the record later that same day.

### Postseason Career Highlights:

🏈 Is one of six players to have been on the active roster for all three of the club's Super Bowl victories over the past five years (LIV, LVII and LVIII). He is joined by G Nick Allegretti, K Harrison Butker, DT Chris Jones, QB Patrick Mahomes and LS James Winchester.

🏈 His 19 career receiving touchdowns, 165 receptions, 1,903 receiving yards and 1,910 scrimmage yards in the postseason are all the most in franchise history.

🏈 Kelce's 19 receiving touchdowns are a league best for tight ends and second-most amongst all NFL pass catchers in the postseason, behind PFHOF WR Jerry Rice (22).

🏈 His 165 receptions are a league best amongst all NFL pass catchers in the postseason, passing PFHOF WR Jerry Rice's 151 receptions.

🏈 Kelce's 1,903 receiving yards are a league best for tight ends and second-most amongst all NFL pass catchers in the postseason, behind PFHOF WR Jerry Rice (2,245).

🏈 His eight career 100-yard receiving games in the postseason are the most in franchise history.

🏈 Appeared in his 22nd career postseason game with the club versus the San Francisco 49ers (2/11/24) in Super Bowl LVIII establishing a new franchise record for most postseason games played with LS James Winchester.

🏈 Has recorded at least three receptions in each of his 22 postseason appearances, marking the longest streak of consecutive games with at least three receptions in postseason play.

🏈 Has recorded five-straight postseasons with 150+ receiving yards and six total seasons reaching the mark, tied for the most such seasons with PFHOF WR Jerry Rice. With 165 receptions and 19 touchdowns, he is one of two players to record 100+ receptions and 10+ receiving touchdowns in their postseason career. He joins PFHOF WR Jerry Rice (151, 22).

🏈 Caught two touchdowns from QB Patrick Mahomes in the Divisional Round Game (1/21/24) in Buffalo in 2023, giving the duo 17 postseason touchdown connections. Mahomes' three-yard pass to Kelce for his second touchdown in the game surpassed QB Tom Brady and TE Rob Gronkowski for the most

QB-pass catcher postseason touchdown connections in NFL history.

🏈 Recorded his third-most postseason receptions in a single game in Baltimore in the 2023 AFC Championship Game (1/28/24) in 2023 with 11 receptions. Also tallied 116 receiving yards, his fifth-highest single postseason game performance. His 116 yards in the AFC Championship Game brought his career receiving yards in Conference Championship Games to 460, the third-most in Conference Championship Game history.

🏈 Kelce owns the fourth-most receiving yards in Super Bowl history with 350 yards in his four appearances. He owns the second-most receptions in Super Bowls with 31 and trails only PFHOF WR Jerry Rice.

🏈 Caught game-winning pass from QB Patrick Mahomes in the 2021 AFC Divisional Round Game to beat the Buffalo Bills in overtime (1/23/22).

🏈 Became the second tight end in NFL history to throw a touchdown pass in the postseason after throwing a two-yard pass to WR Byron Pringle in the 2021 AFC Wild Card game versus the Steelers (1/16/22). The only other tight end to throw a postseason touchdown pass is Trey Burton, who completed a one-yard touchdown pass to QB Nick Foles for the Philadelphia Eagles in Super Bowl LII (2/4/18).

🏈 With 133 yards in Super Bowl LV recorded his third-consecutive postseason game with 100+ receiving yards. He became the first TE in NFL history to record three-consecutive 100-yard games in a single postseason. He joined former WR Larry Fitzgerald, who recorded four-consecutive 100-yard games in the 2008 postseason, as the only two players in NFL history with at least three-consecutive 100-yard games in the same postseason.

🏈 Led the Chiefs with four receiving touchdowns in the 2019 postseason, including a one-yard score in Super Bowl LIV against San Francisco.

🏈 In the 2019 AFC Divisional Round against Houston (1/12/20), he scored three receiving touchdowns, the most receiving touchdowns scored in a postseason game in Chiefs history. All three scores came in the second quarter, making him the first player in the Super Bowl era to record three receiving touchdowns in a single quarter in a postseason game.

### Honors:

🏈 Selected to the Pro Bowl following every season since 2015.

🏈 Named an AP All-Pro following the 2016 (first-team), 2017 (second-team), 2018 (first-team), 2019 (second-team), 2020 (first-team; unanimous), 2021 (second-team) and 2022 (first-team) seasons.

🏈 Received PFWA All-NFL Team honors in 2018 and 2020.

🏈 Received PFWA All-AFC Team honors in 2016, 2017, 2018 and 2019.

🏈 Received TSN All-NFL Team honors in 2016, 2019, 2020 and 2021.

🏈 Was voted by teammates as an offensive team captain prior to the club's 2017, 2018, 2019, 2020, 2021, 2022 and 2023 playoff campaigns.

🏈 Voted People's Choice Award Athlete of the Year following the 2023 season.

🏈 2022 Week 11 AFC Offensive Player of the Week.

🏈 2021 Week 15 AFC Offensive Player of the Week.

🏈 2020 Chiefs Derrick Thomas Most Valuable Player.

🏈 2010's Pro Football Hall of Fame All-Decade Team.

🏈 2017 PFWA All-Pro (first-team).

🏈 2016 Sporting News All-Pro.

🏈 2014 Ed Block Courage Award.

### Transactions:

Re-signed with Kansas City (4/29/24) ... Re-signed with Kansas

**COLLEGE**

Played in 35 games (12 starts) at Cincinnati ... Spent the bulk of his 11-game freshman campaign being utilized as a quarterback ... Made a full transition to tight end for the 2011 season ... In his Bearcat career, caught 59 passes for 875 yards (14.83 avg.) and 10 touchdowns, adding 47 yards and two scores on eight carries (5.88 avg.), in addition to recording two tackles (one solo) with a 13-yard kickoff return while completing his only pass attempt for a 39-yard touchdown ... In 21 games as a tight end, he snagged 59 of 71 passes targeted to him, as his success rate (83.1 pct.) was the best for any active player in the collegiate ranks.

**PERSONAL**

- 🏆 Three-year letterwinner at quarterback at Cleveland Heights High School.
- 🏆 Recognized with All-Lake Erie League honors after totaling 2,539 yards of total offense as a senior and collected 1,016 yards rushing, including 10 touchdowns and 1,523 passing yards on 103-of-198 attempts, with 21 scores and eight interceptions in 2007.
- 🏆 Brother, Jason Kelce, was a sixth round (191st overall) pick of the 2011 NFL Draft by the Philadelphia Eagles and was the starting center on the Super Bowl LII Championship Eagles team. Played 13 seasons in the NFL, all for the Eagles, before announcing his retirement following the 2023 season. Played two seasons for Chiefs Head Coach Andy Reid (2011-12).
- 🏆 In 2015, founded The Eighty-Seven & Running Foundation that helps underserved youth strive to become productive citizens by mentoring and motivating them to explore and develop their abilities while learning critical life skills.
- 🏆 Co-hosts podcast *New Heights* with his brother, Jason.
- 🏆 Majored in exploratory studies.
- 🏆 Hometown: Cleveland Heights, Ohio.

**TRAVIS KELCE'S NFL REGULAR SEASON RUSHING/RECEIVING STATISTICS**

DATE	TEAM	GP	GS	RECEIVING					RUSHING				
				NO.	YDS.	AVG.	LG	TD	NO.	YDS.	AVG.	LG	TD
2013	Chiefs	1	0	0	0	0.0	0	0	0	0	0.0	0	0
2014	Chiefs	16	11	67	862	12.9	34	5	0	0	0.0	0	0
2015	Chiefs	16	16	72	875	12.2	42t	5	0	0	0.0	0	0
2016	Chiefs	16	15	85	1,125	13.2	80t	4	1	-5	-5.0	-5	0
2017	Chiefs	15	15	83	1,038	12.5	44	8	2	7	3.5	4	0
2018	Chiefs	16	16	103	1,336	13.0	43	10	0	0	0.0	0	0
2019	Chiefs	16	16	97	1,229	12.7	47	5	1	4	4.0	4t	1
2020	Chiefs	15	15	105	1,416	13.5	45	11	0	0	0.0	0	0
2021	Chiefs	16	16	92	1,125	12.2	69	9	2	3	1.5	4t	1
2022	Chiefs	17	17	110	1,338	12.2	52	12	2	5	2.5	4	0
2023	Chiefs	15	15	93	984	10.6	53	5	0	0	0.0	0	0
2024	Chiefs	12	12	75	637	8.5	38	2	1	1	1.0	1	0
<b>NFL TOTALS</b>		<b>171</b>	<b>164</b>	<b>982</b>	<b>11,965</b>	<b>12.2</b>	<b>80T</b>	<b>76</b>	<b>9</b>	<b>15</b>	<b>1.7</b>	<b>4T</b>	<b>2</b>

**TRAVIS KELCE'S NFL POSTSEASON RUSHING/RECEIVING STATISTICS**

DATE	TEAM	GP	GS	RECEIVING					RUSHING				
				NO.	YDS.	AVG.	LG	TD	NO.	YDS.	AVG.	LG	TD
2013	Chiefs	0	0	0	0	0.0	0	0	0	0	0.0	0	0
2015	Chiefs	2	2	14	151	10.8	48	0	0	0	0.0	0	0
2016	Chiefs	1	1	5	77	15.4	24	0	0	0	0.0	0	0
2017	Chiefs	1	1	4	66	16.5	27	1	0	0	0.0	0	0
2018	Chiefs	2	2	10	131	13.1	30	1	0	0	0.0	0	0
2019	Chiefs	3	3	19	207	10.9	28	4	1	2	2.0	2	0
2020	Chiefs	3	3	31	360	11.6	33	3	0	0	0.0	0	0
2021	Chiefs	3	3	23	299	13.0	48t	3	0	0	0.0	0	0
2022	Chiefs	3	3	27	257	9.5	22	4	0	0	0.0	0	0
2023	Chiefs	4	4	32	355	11.1	29	3	1	5	5.0	5	0
<b>NFL TOTALS</b>		<b>22</b>	<b>22</b>	<b>165</b>	<b>1,903</b>	<b>11.5</b>	<b>48T</b>	<b>19</b>	<b>2</b>	<b>7</b>	<b>3.5</b>	<b>5</b>	<b>0</b>

TRAVIS KELCE'S NFL REGULAR SEASON PASSING/RUSHING STATISTICS

DATE	TEAM	GP	GS	PASSING										RUSHING					
				ATT.	CMP.	PCT.	YDS	AVG.	TD	INT.	LG	SK	LST	RATE	NO.	YDS.	AVG.	LG	TD
2013	Chiefs	1	0	0	0	0.0	0	0.0	0	0	0	0	0	0.0	0	0	0.0	0	0
2014	Chiefs	16	11	0	0	0.0	0	0.0	0	0	0	0	0	0.0	0	0	0.0	0	0
2015	Chiefs	16	16	0	0	0.0	0	0.0	0	0	0	0	0	0.0	0	0	0.0	0	0
2016	Chiefs	16	15	0	0	0.0	0	0.0	0	0	0	0	0	0.0	1	-5	-5.0	0	0
2017	Chiefs	15	15	1	0	0.0	0	0.0	0	1	0	0	0	0.0	2	7	3.5	4	0
2018	Chiefs	16	16	0	0	0.0	0	0.0	0	0	0	0	0	0.0	0	0	0.0	0	0
2019	Chiefs	16	16	0	0	0.0	0	0.0	0	0	0	0	0	0.0	1	4	4.0	4t	1
2020	Chiefs	15	15	2	1	50.0	4	2.0	0	0	4	0	0	56.3	0	0	0.0	0	0
2021	Chiefs	16	16	0	0	0.0	0	0.0	0	0	0	0	0	0.0	2	3	1.5	4t	1
2022	Chiefs	17	17	0	0	0.0	0	0.0	0	0	0	0	0	0.0	2	5	2.5	4	0
2023	Chiefs	15	15	0	0	0.0	0	0.0	0	0	0	0	0	0.0	0	0	0.0	0	0
2024	Chiefs	12	12	0	0	0.0	0	0.0	0	0	0	0	0	0.0	1	1	1.0	1	0
<b>TOTALS</b>		<b>171</b>	<b>164</b>	<b>3</b>	<b>1</b>	<b>33.3</b>	<b>4</b>	<b>1.3</b>	<b>0</b>	<b>1</b>	<b>4</b>	<b>0</b>	<b>0</b>	<b>2.8</b>	<b>9</b>	<b>15</b>	<b>1.7</b>	<b>4T</b>	<b>2</b>

SINGLE-GAME HIGHS: RUSHING/RECEIVING

<b>Rush Attempts</b>	1 vs. Buffalo, Oct 16, 2022 1 at Indianapolis, Sep 25, 2022 1 at Cincinnati, Jan 02, 2022 ...5 more at 1.	<b>Receiving Average</b>	29.3 at Jacksonville, Sep 08, 2019 23.5 at N.Y. Jets, Dec 03, 2017 23.3 vs. New England, Oct 05, 2020 20.3 at Green Bay, Dec 03, 2023 20.3 at Denver, Sep 14, 2014
<b>Rushing Yards</b>	4 vs. Buffalo, Oct 16, 2022 4 vs. Dallas, Nov 21, 2021 4 at New England, Dec 08, 2019 ...1 more at 4.	<b>Longest Receptions</b>	80t vs. Denver, Dec 25, 2016 69 at L.A. Chargers, Dec 16, 2021 53 vs. L.A. Chargers, Oct 22, 2023 52 vs. Seattle, Dec 24, 2022 47 vs. Oakland, Dec 01, 2019
<b>Longest Runs</b>	4 vs. Buffalo, Oct 16, 2022 4t vs. Dallas, Nov 21, 2021 4t at New England, Dec 08, 2019 ...1 more at 4.	<b>Receiving TDs</b>	4 vs. Las Vegas, Oct 10, 2022 3 at L.A. Chargers, Nov 20, 2022 2 at L.A. Chargers, Dec 16, 2021 2 vs. Cleveland, Sep 12, 2021 2 at Buffalo, Oct 19, 2020 ...5 more at 2.
<b>Rushing TDs</b>	1 vs. Dallas, Nov 21, 2021 1 at New England, Dec 08, 2019	<b>All-Purpose Yards</b>	191 at L.A. Chargers, Dec 16, 2021 179 vs. L.A. Chargers, Oct 22, 2023 168 at Oakland, Dec 02, 2018 160 vs. Denver, Dec 25, 2016 159 vs. Carolina, Nov 08, 2020
<b>Receptions</b>	14 vs. Tampa Bay, Nov 04, 2024 12 vs. L.A. Chargers, Oct 22, 2023 12 at Oakland, Dec 02, 2018 11 vs. Denver, Dec 15, 2019 11 vs. Denver, Dec 25, 2016	<b>Most TDs</b>	4 vs. Las Vegas, Oct 10, 2022 3 at L.A. Chargers, Nov 20, 2022 2 at L.A. Chargers, Dec 16, 2021 2 vs. Cleveland, Sep 12, 2021 2 at Buffalo, Oct 19, 2020 ...5 more at 2.
<b>Receiving Yards</b>	191 at L.A. Chargers, Dec 16, 2021 179 vs. L.A. Chargers, Oct 22, 2023 168 at Oakland, Dec 02, 2018 160 vs. Denver, Dec 25, 2016 159 vs. Carolina, Nov 08, 2020	<b>Miscellaneous Tackles</b>	1 at N.Y. Jets, Oct 01, 2023 1 vs. Tennessee, Nov 06, 2022 1 at Indianapolis, Sep 25, 2022 ...4 more at 1.



SINGLE-GAME HIGHS - POSTSEASON: RUSHING/RECEIVING

<b>Rush Attempts</b>	1 at Baltimore, Jan 28, 2024 1 vs. San Francisco, Feb 02, 2020	<b>Longest Receptions</b>	48t vs. Pittsburgh, Jan 16, 2022 48 at Houston, Jan 09, 2016
<b>Rushing Yards</b>	5 at Baltimore, Jan 28, 2024 2 vs. San Francisco, Feb 02, 2020		33 at Tampa Bay, Feb 07, 2021 31 vs. Pittsburgh, Jan 16, 2022
<b>Longest Runs</b>	5 at Baltimore, Jan 28, 2024 2 vs. San Francisco, Feb 02, 2020	<b>Receiving TDs</b>	30 vs. Indianapolis, Jan 12, 2019 3 vs. Houston, Jan 12, 2020
<b>Receptions</b>	14 vs. Jacksonville, Jan 21, 2023 13 vs. Buffalo, Jan 24, 2021 11 at Baltimore, Jan 28, 2024 10 vs. Cincinnati, Jan 30, 2022 10 at Tampa Bay, Feb 07, 2021 ...1 more at 10.		2 at Buffalo, Jan 21, 2024 2 vs. Jacksonville, Jan 21, 2023 2 vs. Buffalo, Jan 24, 2021 1 at Baltimore, Jan 28, 2024 ...9 more at 1.
<b>Receiving Yards</b>	134 vs. Houston, Jan 12, 2020 133 at Tampa Bay, Feb 07, 2021 128 at Houston, Jan 09, 2016 118 vs. Buffalo, Jan 24, 2021 116 at Baltimore, Jan 28, 2024	<b>All-Purpose Yards</b>	134 vs. Houston, Jan 12, 2020 133 at Tampa Bay, Feb 07, 2021 128 at Houston, Jan 09, 2016 121 at Baltimore, Jan 28, 2024 118 vs. Buffalo, Jan 24, 2021
<b>Receiving Average</b>	21.6 vs. Pittsburgh, Jan 16, 2022 16.5 vs. Tennessee, Jan 06, 2018 16.0 at Houston, Jan 09, 2016 15.4 vs. Indianapolis, Jan 12, 2019 15.4 vs. Pittsburgh, Jan 15, 2017	<b>Most TDs</b>	3 vs. Houston, Jan 12, 2020 2 at Buffalo, Jan 21, 2024 2 vs. Jacksonville, Jan 21, 2023 2 vs. Pittsburgh, Jan 16, 2022 ...1 more at 2.
		<b>Miscellaneous Tackles</b>	1 vs. San Francisco, Feb 11, 2024 1 vs. Cincinnati, Jan 30, 2022

100-YARD RECEIVING GAMES (38): REGULAR SEASON

DATE	TEAM	NO.	YDS.	AVG.	LG	TD
12/07/14	at Cardinals	7	110	15.7	29	0
09/13/15	at Texans	6	106	17.7	42t	2
10/30/16	at Colts	7	101	14.4	21	1
11/20/16	BUCCANEERS	7	108	15.4	44	0
11/27/16	at Broncos	8	101	12.6	21	0
12/04/16	at Falcons	8	140	17.5	35	0
12/08/16	RAIDERS	5	101	20.2	34	0
12/25/16	BRONCOS	11	160	14.5	80t	1
09/17/17	EAGLES	8	103	12.9	44	1
10/02/17	COMMANDERS	7	111	15.9	32	1
10/30/17	BRONCOS	7	133	19.0	33	1
11/19/17	at Giants	8	109	13.6	32	0
09/16/18	at Steelers	7	109	15.6	31	2
09/23/18	49ERS	8	114	14.3	25	0
10/07/18	JAGUARS	5	100	20.0	40	0
11/19/18	at Rams	10	127	12.7	37	1
12/02/18	at Raiders	12	168	14.0	28	2
09/15/19	at Raiders	7	107	15.3	34	1
12/15/19	BRONCOS	11	142	12.9	21	0
10/11/20	RAIDERS	8	108	13.5	32	1
11/01/20	JETS	8	109	13.6	25	1
11/08/20	PANTHERS	10	159	15.9	44	0
11/22/20	at Raiders	8	127	15.9	22t	1
12/06/20	BRONCOS	8	136	17.0	28	1
12/13/20	at Dolphins	8	136	17.0	32	1
09/19/21	at Ravens	7	109	15.6	46t	1
09/26/21	CHARGERS	7	104	14.9	28	0
11/14/21	at Raiders	8	119	14.9	30	0
12/16/21	at Chargers	10	191	19.1	69	2
09/11/22	at Cardinals	8	121	15.1	35	1
10/16/22	BILLS	8	108	13.5	25	0
11/06/22	TITANS	10	106	10.6	23	0
11/20/22	at Chargers	6	115	19.2	34	3
12/18/22	at Texans	10	105	10.5	18	0
12/24/22	SEAHAWKS	6	113	18.8	52	0
10/12/23	BRONCOS	9	124	13.8	40	0
10/22/23	CHARGERS	12	179	14.9	53	1
11/04/24	BUCCANEERS	14	100	7.1	20	0



100-YARD RECEIVING GAMES (8): POSTSEASON

DATE	TEAM	NO.	YDS.	AVG.	LG	TD
01/09/16	at Texans	8	128	16.0	48	0
01/12/19	COLTS	7	108	15.4	30	0
01/12/20	TEXANS	10	134	13.4	28	3
01/17/21	BROWNS	8	109	13.6	24	1
01/24/21	BILLS	13	118	9.1	17	2
02/07/21	at Buccaneers	10	133	13.3	33	0
01/16/22	STEELERS	5	108	21.6	48t	1
01/28/24	at Ravens	11	116	10.5	21	1

2013 GAME-BY-GAME REGULAR-SEASON STATISTICS (CHIEFS)

DATE	OPPONENT	P/S	RECEIVING					RUSHING					W/L	SCORE
			NO.	YDS.	AVG.	LG	TD	NO.	YDS.	AVG.	LG	TD		
09/08	at Jaguars												W	28-2
09/15	Cowboys	P	0	0	0.0	0	0	0	0	0.0	0	0	W	17-16
09/19	at Eagles												W	26-16
09/29	Giants												W	31-7
10/06	at Titans												W	26-17
10/13	Raiders												W	24-7
10/20	Texans												W	17-16
11/03	at Bills												W	23-13
11/17	at Broncos												L	17-27
11/24	Chargers												L	38-41
12/01	Broncos												L	28-35
12/08	at Redskins												W	45-10
12/22	Colts												L	7-23
12/29	at Chargers												L	24-27+
<b>2013 TOTALS</b>		<b>1-0</b>	<b>0</b>	<b>0</b>	<b>0.0</b>	<b>0</b>	<b>0</b>	<b>0</b>	<b>0</b>	<b>0.0</b>	<b>0</b>	<b>0</b>	<b>9-5</b>	

+ - Overtime

2014 GAME-BY-GAME REGULAR-SEASON STATISTICS (CHIEFS)

DATE	OPPONENT	P/S	RECEIVING					RUSHING					W/L	SCORE
			NO.	YDS.	AVG.	LG	TD	NO.	YDS.	AVG.	LG	TD		
09/07	Titans	P	3	49	16.3	27	0	0	0	0.0	0	0	L	10-26
09/14	at Broncos	P	4	81	20.3	24	0	0	0	0.0	0	0	L	17-24
09/21	at Dolphins	S	3	36	12.0	20t	1	0	0	0.0	0	0	W	34-15
09/29	Patriots	S	8	93	11.6	33	1	0	0	0.0	0	0	W	41-14
10/05	at 49ers	S	2	15	7.5	13	1	0	0	0.0	0	0	L	17-22
10/19	at Chargers	P	4	33	8.3	16	0	0	0	0.0	0	0	W	23-20
10/26	Rams	S	4	45	11.3	17	0	0	0	0.0	0	0	W	34-7
11/02	Jets	S	4	67	16.8	34	1	0	0	0.0	0	0	W	24-10
11/09	at Bills	P	2	19	9.5	13	0	0	0	0.0	0	0	W	17-13
11/16	Seahawks	S	3	37	12.3	23	0	0	0	0.0	0	0	W	24-20
11/20	at Raiders	S	4	67	16.8	27	0	0	0	0.0	0	0	L	20-24
11/30	Broncos	P	3	36	12.0	19	0	0	0	0.0	0	0	L	16-29
12/07	at Cardinals	S	7	110	15.7	29	0	0	0	0.0	0	0	L	14-17
12/14	Raiders	S	5	59	11.8	20t	1	0	0	0.0	0	0	W	31-13
12/21	at Steelers	S	4	31	7.8	13	0	0	0	0.0	0	0	L	12-20
12/28	Chargers	S	7	84	12.0	24	0	0	0	0.0	0	0	W	19-7
<b>2014 TOTALS</b>		<b>16-11</b>	<b>67</b>	<b>862</b>	<b>12.9</b>	<b>34</b>	<b>5</b>	<b>0</b>	<b>0</b>	<b>0.0</b>	<b>0</b>	<b>0</b>	<b>9-7</b>	

2015 GAME-BY-GAME REGULAR-SEASON STATISTICS (CHIEFS)

DATE	OPPONENT	P/S	RECEIVING					RUSHING					W/L	SCORE
			NO.	YDS.	AVG.	LG	TD	NO.	YDS.	AVG.	LG	TD		
09/13	at Texans	S	6	106	17.7	42t	2	0	0	0.0	0	0	W	27-20
09/17	Broncos	S	4	58	14.5	29	0	0	0	0.0	0	0	L	24-31
09/28	at Packers	S	6	80	13.3	38	0	0	0	0.0	0	0	L	28-38
10/04	at Bengals	S	5	49	9.8	14	0	0	0	0.0	0	0	L	21-36
10/11	Bears	S	3	35	11.7	16	0	0	0	0.0	0	0	L	17-18
10/18	at Vikings	S	5	88	17.6	37	0	0	0	0.0	0	0	L	10-16
10/25	Steelers	S	5	73	14.6	26	0	0	0	0.0	0	0	W	23-13
11/01	Lions	S	6	49	8.2	18	1	0	0	0.0	0	0	W	45-10
11/15	at Broncos	S	5	36	7.2	9	0	0	0	0.0	0	0	W	29-13
11/22	at Chargers	S	5	46	9.2	16	0	0	0	0.0	0	0	W	33-3
11/29	Bills	S	4	69	17.3	38	1	0	0	0.0	0	0	W	30-22
12/06	at Raiders	S	2	42	21.0	26	0	0	0	0.0	0	0	W	34-20
12/13	Chargers	S	3	18	6.0	11	0	0	0	0.0	0	0	W	10-3
12/20	at Ravens	S	6	73	12.2	29	0	0	0	0.0	0	0	W	34-14
12/27	Browns	S	6	43	7.2	13t	1	0	0	0.0	0	0	W	17-13
01/03	Raiders	S	1	10	10.0	10	0	0	0	0.0	0	0	W	23-17
<b>2015 TOTALS</b>		<b>16-16</b>	<b>72</b>	<b>875</b>	<b>12.2</b>	<b>42T</b>	<b>5</b>	<b>0</b>	<b>0</b>	<b>0.0</b>	<b>0</b>	<b>0</b>	<b>11-5</b>	



2016 GAME-BY-GAME REGULAR-SEASON STATISTICS (CHIEFS)

DATE	OPPONENT	P/S	RECEIVING					RUSHING					W/L	SCORE	
			NO.	YDS.	AVG.	LG	TD	NO.	YDS.	AVG.	LG	TD			
09/11	Chargers	S	6	74	12.3	20	0	0	0	0.0	0	0	0	W	33-27+
09/18	at Texans	S	5	34	6.8	11	0	0	0	0.0	0	0	0	L	12-19
09/25	Jets	S	6	89	14.8	42	1	0	0	0.0	0	0	0	W	24-3
10/02	at Steelers	S	5	23	4.6	9	1	0	0	0.0	0	0	0	L	14-43
10/16	at Raiders	S	3	32	10.7	21	0	0	0	0.0	0	0	0	W	26-10
10/23	Saints	S	2	24	12.0	14	0	0	0	0.0	0	0	0	W	27-21
10/30	at Colts	S	7	101	14.4	21	1	0	0	0.0	0	0	0	W	30-14
11/06	Jaguars	S	5	58	11.6	23	0	0	0	0.0	0	0	0	W	19-14
11/13	at Panthers	S	3	31	10.3	16	0	0	0	0.0	0	0	0	W	20-17
11/20	Buccaneers	S	7	108	15.4	44	0	1	-5	-5.0	-5	0	L	17-19	
11/27	at Broncos	S	8	101	12.6	21	0	0	0	0.0	0	0	0	W	30-27+
12/04	at Falcons	S	8	140	17.5	35	0	0	0	0.0	0	0	0	W	29-28
12/08	Raiders	S	5	101	20.2	34	0	0	0	0.0	0	0	0	W	21-13
12/18	Titans	S	3	41	13.7	16	0	0	0	0.0	0	0	0	L	17-19
12/25	Broncos	S	11	160	14.5	80t	1	0	0	0.0	0	0	0	W	33-10
01/01	at Chargers	P	1	8	8.0	8	0	0	0	0.0	0	0	0	W	37-27
<b>2016 TOTALS</b>		<b>16-15</b>	<b>85</b>	<b>1,125</b>	<b>13.2</b>	<b>80T</b>	<b>4</b>	<b>1</b>	<b>-5</b>	<b>-5.0</b>	<b>-5</b>	<b>0</b>	<b>12-4</b>		

+ - Overtime

2017 GAME-BY-GAME REGULAR-SEASON STATISTICS (CHIEFS)

DATE	OPPONENT	P/S	RECEIVING					RUSHING					W/L	SCORE	
			NO.	YDS.	AVG.	LG	TD	NO.	YDS.	AVG.	LG	TD			
09/07	at Patriots	S	5	40	8.0	14	0	1	4	4.0	4	0	0	W	42-27
09/17	Eagles	S	8	103	12.9	44	1	0	0	0.0	0	0	0	W	27-20
09/24	at Chargers	S	1	1	1.0	1	0	0	0	0.0	0	0	0	W	24-10
10/02	Redskins	S	7	111	15.9	32	1	1	3	3.0	3	0	0	W	29-20
10/08	at Texans	S	8	98	12.3	26	0	0	0	0.0	0	0	0	W	42-34
10/15	Steelers	S	4	37	9.3	23	0	0	0	0.0	0	0	0	L	13-19
10/19	at Raiders	S	4	33	8.3	10t	1	0	0	0.0	0	0	0	L	30-31
10/30	Broncos	S	7	133	19.0	33	1	0	0	0.0	0	0	0	W	29-19
11/05	at Cowboys	S	7	73	10.4	22	1	0	0	0.0	0	0	0	L	17-28
11/19	at Giants	S	8	109	13.6	32	0	0	0	0.0	0	0	0	L	9-12+
11/26	Bills	S	3	39	13.0	25	0	0	0	0.0	0	0	0	L	10-16
12/03	at Jets	S	4	94	23.5	36t	2	0	0	0.0	0	0	0	L	31-38
12/10	Raiders	S	7	74	10.6	20	0	0	0	0.0	0	0	0	W	26-15
12/16	Chargers	S	6	46	7.7	21	0	0	0	0.0	0	0	0	W	30-13
12/24	Dolphins	S	4	47	11.8	18	1	0	0	0.0	0	0	0	W	29-13
12/31	at Broncos						INACTIVE						W	27-24	
<b>2017 TOTALS</b>		<b>15-15</b>	<b>83</b>	<b>1,038</b>	<b>12.5</b>	<b>44</b>	<b>8</b>	<b>2</b>	<b>7</b>	<b>3.5</b>	<b>4</b>	<b>0</b>	<b>10-6</b>		

+ - Overtime

2018 GAME-BY-GAME REGULAR-SEASON STATISTICS (CHIEFS)

DATE	OPPONENT	P/S	RECEIVING					RUSHING					W/L	SCORE	
			NO.	YDS.	AVG.	LG	TD	NO.	YDS.	AVG.	LG	TD			
09/09	at Chargers	S	1	6	6.0	6	0	0	0	0.0	0	0	0	W	38-28
09/16	at Steelers	S	7	109	15.6	31	2	0	0	0.0	0	0	0	W	42-37
09/23	49ers	S	8	114	14.3	25	0	0	0	0.0	0	0	0	W	38-27
10/01	at Broncos	S	7	78	11.1	29	1	0	0	0.0	0	0	0	W	27-23
10/07	Jaguars	S	5	100	20.0	40	0	0	0	0.0	0	0	0	W	30-14
10/14	at Patriots	S	5	61	12.2	17	0	0	0	0.0	0	0	0	L	40-43
10/21	Bengals	S	5	95	19.0	43	0	0	0	0.0	0	0	0	W	45-10
10/28	Broncos	S	6	79	13.2	18	1	0	0	0.0	0	0	0	W	30-23
11/04	at Browns	S	7	99	14.1	21	2	0	0	0.0	0	0	0	W	37-21
11/11	Cardinals	S	6	46	7.7	10	0	0	0	0.0	0	0	0	W	26-14
11/19	at Rams	S	10	127	12.7	37	1	0	0	0.0	0	0	0	L	51-54
12/02	at Raiders	S	12	168	14.0	28	2	0	0	0.0	0	0	0	W	40-33
12/09	Ravens	S	7	77	11.0	17	1	0	0	0.0	0	0	0	W	27-24+
12/13	Chargers	S	7	61	8.7	16	0	0	0	0.0	0	0	0	L	28-29
12/23	at Seahawks	S	5	54	10.8	23	0	0	0	0.0	0	0	0	L	31-38
12/30	Raiders	S	5	62	12.4	25	0	0	0	0.0	0	0	0	W	35-3
<b>2018 TOTALS</b>		<b>16-16</b>	<b>103</b>	<b>1,336</b>	<b>13.0</b>	<b>43</b>	<b>10</b>	<b>0</b>	<b>0</b>	<b>0.0</b>	<b>0</b>	<b>0</b>	<b>12-4</b>		

+ - Overtime



2019 GAME-BY-GAME REGULAR-SEASON STATISTICS (CHIEFS)

DATE	OPPONENT	P/S	RECEIVING					RUSHING					W/L	SCORE	
			NO.	YDS.	AVG.	LG	TD	NO.	YDS.	AVG.	LG	TD			
09/08	at Jaguars	S	3	88	29.3	42	0	0	0	0.0	0	0	0	W	40-26
09/15	at Raiders	S	7	107	15.3	34	1	0	0	0.0	0	0	0	W	28-10
09/22	Ravens	S	7	89	12.7	21	0	0	0	0.0	0	0	0	W	33-28
09/29	at Lions	S	7	85	12.1	18	0	0	0	0.0	0	0	0	W	34-30
10/06	Colts	S	4	70	17.5	24	0	0	0	0.0	0	0	0	L	13-19
10/13	Texans	S	4	58	14.5	18	0	0	0	0.0	0	0	0	L	24-31
10/17	at Broncos	S	6	44	7.3	13	0	0	0	0.0	0	0	0	W	30-6
10/27	Packers	S	4	63	15.8	29t	1	0	0	0.0	0	0	0	L	24-31
11/03	Vikings	S	7	62	8.9	17	0	0	0	0.0	0	0	0	W	26-23
11/10	at Titans	S	7	75	10.7	17	1	0	0	0.0	0	0	0	L	32-35
11/18	at Chargers	S	7	92	13.1	31	1	0	0	0.0	0	0	0	W	24-17
12/01	Raiders	S	5	90	18.0	47	0	0	0	0.0	0	0	0	W	40-9
12/08	at Patriots	S	7	66	9.4	20	0	1	4	4.0	4t	1	W	23-16	
12/15	Broncos	S	11	142	12.9	21	0	0	0	0.0	0	0	0	W	23-3
12/22	at Bears	S	8	74	9.3	13	1	0	0	0.0	0	0	0	W	26-3
12/29	Chargers	S	3	24	8.0	11	0	0	0	0.0	0	0	0	W	31-21
<b>2019 TOTALS</b>		<b>16-16</b>	<b>97</b>	<b>1,229</b>	<b>12.7</b>	<b>47</b>	<b>5</b>	<b>1</b>	<b>4</b>	<b>4.0</b>	<b>4T</b>	<b>1</b>	<b>12-4</b>		

2020 GAME-BY-GAME REGULAR-SEASON STATISTICS (CHIEFS)

DATE	OPPONENT	P/S	RECEIVING					RUSHING					W/L	SCORE	
			NO.	YDS.	AVG.	LG	TD	NO.	YDS.	AVG.	LG	TD			
09/10	Texans	S	6	50	8.3	15	1	0	0	0.0	0	0	0	W	34-20
09/20	at Chargers	S	9	90	10.0	20	1	0	0	0.0	0	0	0	W	23-20+
09/28	at Ravens	S	6	87	14.5	29	0	0	0	0.0	0	0	0	W	34-20
10/05	Patriots	S	3	70	23.3	45	0	0	0	0.0	0	0	0	W	26-10
10/11	Raiders	S	8	108	13.5	32	1	0	0	0.0	0	0	0	L	32-40
10/19	at Bills	S	5	65	13.0	20	2	0	0	0.0	0	0	0	W	26-17
10/25	at Broncos	S	3	31	10.3	17	0	0	0	0.0	0	0	0	W	43-16
11/01	Jets	S	8	109	13.6	25	1	0	0	0.0	0	0	0	W	35-9
11/08	Panthers	S	10	159	15.9	44	0	0	0	0.0	0	0	0	W	33-31
11/22	at Raiders	S	8	127	15.9	22t	1	0	0	0.0	0	0	0	W	35-31
11/29	at Buccaneers	S	8	82	10.3	20	0	0	0	0.0	0	0	0	W	27-24
12/06	Broncos	S	8	136	17.0	28	1	0	0	0.0	0	0	0	W	22-16
12/13	at Dolphins	S	8	136	17.0	32	1	0	0	0.0	0	0	0	W	33-27
12/20	at Saints	S	8	68	8.5	13	1	0	0	0.0	0	0	0	W	32-29
12/27	Falcons	S	7	98	14.0	29	1	0	0	0.0	0	0	0	W	17-14
01/03	Chargers												L	21-38	
<b>2020 TOTALS</b>		<b>15-15</b>	<b>105</b>	<b>1,416</b>	<b>13.5</b>	<b>45</b>	<b>11</b>	<b>0</b>	<b>0</b>	<b>0.0</b>	<b>0</b>	<b>0</b>	<b>14-2</b>		

+ - Overtime

2021 GAME-BY-GAME REGULAR-SEASON STATISTICS (CHIEFS)

DATE	OPPONENT	P/S	RECEIVING					RUSHING					W/L	SCORE	
			NO.	YDS.	AVG.	LG	TD	NO.	YDS.	AVG.	LG	TD			
09/12	Browns	S	6	76	12.7	19	2	0	0	0.0	0	0	0	W	33-29
09/19	at Ravens	S	7	109	15.6	46t	1	0	0	0.0	0	0	0	L	35-36
09/26	Chargers	S	7	104	14.9	28	0	0	0	0.0	0	0	0	L	24-30
10/03	at Eagles	S	4	23	5.8	10	0	0	0	0.0	0	0	0	W	42-30
10/10	Bills	S	6	57	9.5	15	1	0	0	0.0	0	0	0	L	20-38
10/17	at Football Team	S	8	99	12.4	20	0	0	0	0.0	0	0	0	W	31-13
10/24	at Titans	S	7	65	9.3	24	0	0	0	0.0	0	0	0	L	3-27
11/01	Giants	S	4	27	6.8	14	0	0	0	0.0	0	0	0	W	20-17
11/07	Packers	S	5	68	13.6	25	1	0	0	0.0	0	0	0	W	13-7
11/14	at Raiders	S	8	119	14.9	30	0	0	0	0.0	0	0	0	W	41-14
11/21	Cowboys	S	5	74	14.8	24	0	1	4	4.0	4t	1	W	19-9	
12/05	Broncos	S	3	27	9.0	14	0	0	0	0.0	0	0	0	W	22-9
12/12	Raiders	S	3	27	9.0	19	0	0	0	0.0	0	0	0	W	48-9
12/16	at Chargers	S	10	191	19.1	69	2	0	0	0.0	0	0	0	W	34-28+
12/26	Steelers												W	36-10	
01/02	at Bengals	S	5	25	5.0	8	1	1	-1	-1.0	-1	0	L	31-34	
01/08	at Broncos	S	4	34	8.5	12	1	0	0	0.0	0	0	0	W	28-24
<b>2021 TOTALS</b>		<b>16-16</b>	<b>92</b>	<b>1,125</b>	<b>12.2</b>	<b>69</b>	<b>9</b>	<b>2</b>	<b>3</b>	<b>1.5</b>	<b>4T</b>	<b>1</b>	<b>12-5</b>		

+ - Overtime





2022 GAME-BY-GAME REGULAR-SEASON STATISTICS (CHIEFS)

DATE	OPPONENT	P/S	RECEIVING					RUSHING					W/L	SCORE	
			NO.	YDS.	AVG.	LG	TD	NO.	YDS.	AVG.	LG	TD			
09/11	at Cardinals	S	8	121	15.1	35	1	0	0	0.0	0	0	0	W	44-21
09/15	Chargers	S	5	51	10.2	19	0	0	0	0.0	0	0	0	W	27-24
09/25	at Colts	S	4	58	14.5	29	1	1	1	1.0	1	0	L	17-20	
10/02	at Buccaneers	S	9	92	10.2	22	1	0	0	0.0	0	0	W	41-31	
10/10	Raiders	S	7	25	3.6	8t	4	0	0	0.0	0	0	W	30-29	
10/16	Bills	S	8	108	13.5	25	0	1	4	4.0	4	0	L	20-24	
10/23	at 49ers	S	6	98	16.3	27	0	0	0	0.0	0	0	W	44-23	
11/06	Titans	S	10	106	10.6	23	0	0	0	0.0	0	0	W	20-17+	
11/13	Jaguars	S	6	81	13.5	46	1	0	0	0.0	0	0	W	27-17	
11/20	at Chargers	S	6	115	19.2	34	3	0	0	0.0	0	0	W	30-27	
11/27	Rams	S	4	57	14.3	39t	1	0	0	0.0	0	0	W	26-10	
12/04	at Bengals	S	4	56	14.0	19	0	0	0	0.0	0	0	L	24-27	
12/11	at Broncos	S	4	71	17.8	37	0	0	0	0.0	0	0	W	34-28	
12/18	at Texans	S	10	105	10.5	18	0	0	0	0.0	0	0	W	30-24+	
12/24	Seahawks	S	6	113	18.8	52	0	0	0	0.0	0	0	W	24-10	
01/01	Broncos	S	7	43	6.1	12	0	0	0	0.0	0	0	W	27-24	
01/07	at Raiders	S	6	38	6.3	15	0	0	0	0.0	0	0	W	31-13	
<b>2022 TOTALS</b>		<b>17-17</b>	<b>110</b>	<b>1,338</b>	<b>12.2</b>	<b>52</b>	<b>12</b>	<b>2</b>	<b>5</b>	<b>2.5</b>	<b>4</b>	<b>0</b>	<b>14-3</b>		

+ - Overtime

2023 GAME-BY-GAME REGULAR-SEASON STATISTICS (CHIEFS)

DATE	OPPONENT	P/S	RECEIVING					RUSHING					W/L	SCORE	
			NO.	YDS.	AVG.	LG	TD	NO.	YDS.	AVG.	LG	TD			
09/07	Lions												L	20-21	
09/17	at Jaguars	S	4	26	6.5	9t	1	0	0	0.0	0	0	W	17-9	
09/24	Bears	S	7	69	9.9	24	1	0	0	0.0	0	0	W	41-10	
10/01	at Jets	S	6	60	10.0	16	0	0	0	0.0	0	0	W	23-20	
10/08	at Vikings	S	10	67	6.7	14	1	0	0	0.0	0	0	W	27-20	
10/12	Broncos	S	9	124	13.8	40	0	0	0	0.0	0	0	W	19-8	
10/22	Chargers	S	12	179	14.9	53	1	0	0	0.0	0	0	W	31-17	
10/29	at Broncos	S	6	58	9.7	19	0	0	0	0.0	0	0	L	9-24	
11/05	Dolphins	S	3	14	4.7	7	0	0	0	0.0	0	0	W	21-14	
11/20	Eagles	S	7	44	6.3	13	1	0	0	0.0	0	0	L	17-21	
11/26	at Raiders	S	6	91	15.2	27	0	0	0	0.0	0	0	W	31-17	
12/03	at Packers	S	4	81	20.3	27	0	0	0	0.0	0	0	L	19-27	
12/10	Bills	S	6	83	13.8	23	0	0	0	0.0	0	0	L	17-20	
12/17	at Patriots	S	5	28	5.6	11	0	0	0	0.0	0	0	W	27-17	
12/25	Raiders	S	5	44	8.8	24	0	0	0	0.0	0	0	L	14-20	
12/31	Bengals	S	3	16	5.3	10	0	0	0	0.0	0	0	W	25-17	
01/07	at Chargers												W	13-12	
<b>2023 TOTALS</b>		<b>15-15</b>	<b>93</b>	<b>984</b>	<b>10.6</b>	<b>53</b>	<b>5</b>	<b>0</b>	<b>0</b>	<b>0.0</b>	<b>0</b>	<b>0</b>	<b>11-6</b>		

2024 GAME-BY-GAME REGULAR-SEASON STATISTICS (CHIEFS)

DATE	OPPONENT	P/S	RECEIVING					RUSHING					W/L	SCORE	
			NO.	YDS.	AVG.	LG	TD	NO.	YDS.	AVG.	LG	TD			
09/05	Ravens	S	3	34	11.3	23	0	0	0	0.0	0	0	W	27-20	
09/15	Bengals	S	1	5	5.0	5	0	1	1	1.0	1	0	W	26-25	
09/22	at Falcons	S	4	30	7.5	17	0	0	0	0.0	0	0	W	22-17	
09/29	at Chargers	S	7	89	12.7	38	0	0	0	0.0	0	0	W	17-10	
10/07	Saints	S	9	70	7.8	21	0	0	0	0.0	0	0	W	26-13	
10/20	at 49ers	S	4	17	4.3	7	0	0	0	0.0	0	0	W	28-18	
10/27	at Raiders	S	10	90	9.0	25	1	0	0	0.0	0	0	W	27-20	
11/04	Buccaneers	S	14	100	7.1	20	0	0	0	0.0	0	0	W	30-24+	
11/10	Broncos	S	8	64	8.0	22	1	0	0	0.0	0	0	W	16-14	
11/17	at Bills	S	2	8	4.0	6	0	0	0	0.0	0	0	L	21-30	
11/24	at Panthers	S	6	62	10.3	27	0	0	0	0.0	0	0	W	30-27	
11/29	Raiders	S	7	68	9.7	24	0	0	0	0.0	0	0	W	19-17	
<b>2024 TOTALS</b>		<b>12-12</b>	<b>75</b>	<b>637</b>	<b>8.5</b>	<b>38</b>	<b>2</b>	<b>1</b>	<b>1</b>	<b>1.0</b>	<b>1</b>	<b>0</b>	<b>11-1</b>		

+ - Overtime

2013 GAME-BY-GAME POSTSEASON STATISTICS (CHIEFS)

DATE	OPPONENT	P/S	RECEIVING					RUSHING					W/L	SCORE	
			NO.	YDS.	AVG.	LG	TD	NO.	YDS.	AVG.	LG	TD			
01/04	at Colts												L	44-45	
<b>2013 TOTALS</b>		<b>0-0</b>	<b>0</b>	<b>0</b>	<b>0.0</b>	<b>0</b>	<b>0</b>	<b>0</b>	<b>0</b>	<b>0.0</b>	<b>0</b>	<b>0</b>	<b>0-1</b>		

2015 GAME-BY-GAME POSTSEASON STATISTICS (CHIEFS)

DATE	OPPONENT	P/S	RECEIVING					RUSHING					W/L	SCORE	
			NO.	YDS.	AVG.	LG	TD	NO.	YDS.	AVG.	LG	TD			
01/09	at Texans	S	8	128	16.0	48	0	0	0	0.0	0	0	W	30-0	
01/16	at Patriots	S	6	23	3.8	13	0	0	0	0.0	0	0	L	20-27	
<b>2015 TOTALS</b>		<b>2-2</b>	<b>14</b>	<b>151</b>	<b>10.8</b>	<b>48</b>	<b>0</b>	<b>0</b>	<b>0</b>	<b>0.0</b>	<b>0</b>	<b>0</b>	<b>1-1</b>		



2016 GAME-BY-GAME POSTSEASON STATISTICS (CHIEFS)

DATE	OPPONENT	P/S	RECEIVING					RUSHING					W/L	SCORE
			NO.	YDS.	AVG.	LG	TD	NO.	YDS.	AVG.	LG	TD		
01/15	Steelers	S	5	77	15.4	24	0	0	0	0.0	0	0	L	16-18
<b>2016 TOTALS</b>		<b>1-1</b>	<b>5</b>	<b>77</b>	<b>15.4</b>	<b>24</b>	<b>0</b>	<b>0</b>	<b>0</b>	<b>0.0</b>	<b>0</b>	<b>0</b>	<b>0-1</b>	

2017 GAME-BY-GAME POSTSEASON STATISTICS (CHIEFS)

DATE	OPPONENT	P/S	RECEIVING					RUSHING					W/L	SCORE
			NO.	YDS.	AVG.	LG	TD	NO.	YDS.	AVG.	LG	TD		
01/06	Titans	S	4	66	16.5	27	1	0	0	0.0	0	0	L	21-22
<b>2017 TOTALS</b>		<b>1-1</b>	<b>4</b>	<b>66</b>	<b>16.5</b>	<b>27</b>	<b>1</b>	<b>0</b>	<b>0</b>	<b>0.0</b>	<b>0</b>	<b>0</b>	<b>0-1</b>	

2018 GAME-BY-GAME POSTSEASON STATISTICS (CHIEFS)

DATE	OPPONENT	P/S	RECEIVING					RUSHING					W/L	SCORE
			NO.	YDS.	AVG.	LG	TD	NO.	YDS.	AVG.	LG	TD		
01/12	Colts	S	7	108	15.4	30	0	0	0	0.0	0	0	W	31-13
01/20	Patriots	S	3	23	7.7	12t	1	0	0	0.0	0	0	L	31-37+
<b>2018 TOTALS</b>		<b>2-2</b>	<b>10</b>	<b>131</b>	<b>13.1</b>	<b>30</b>	<b>1</b>	<b>0</b>	<b>0</b>	<b>0.0</b>	<b>0</b>	<b>0</b>	<b>1-1</b>	

+ - Overtime

2019 GAME-BY-GAME POSTSEASON STATISTICS (CHIEFS)

DATE	OPPONENT	P/S	RECEIVING					RUSHING					W/L	SCORE
			NO.	YDS.	AVG.	LG	TD	NO.	YDS.	AVG.	LG	TD		
01/12	Texans	S	10	134	13.4	28	3	0	0	0.0	0	0	W	51-31
01/19	Titans	S	3	30	10.0	18	0	0	0	0.0	0	0	W	35-24
02/02	49ers	S	6	43	7.2	11	1	1	2	2.0	2	0	W	31-20
<b>2019 TOTALS</b>		<b>3-3</b>	<b>19</b>	<b>207</b>	<b>10.9</b>	<b>28</b>	<b>4</b>	<b>1</b>	<b>2</b>	<b>2.0</b>	<b>2</b>	<b>0</b>	<b>3-0</b>	

2020 GAME-BY-GAME POSTSEASON STATISTICS (CHIEFS)

DATE	OPPONENT	P/S	RECEIVING					RUSHING					W/L	SCORE
			NO.	YDS.	AVG.	LG	TD	NO.	YDS.	AVG.	LG	TD		
01/17	Browns	S	8	109	13.6	24	1	0	0	0.0	0	0	W	22-17
01/24	Bills	S	13	118	9.1	17	2	0	0	0.0	0	0	W	38-24
02/07	at Buccaneers	S	10	133	13.3	33	0	0	0	0.0	0	0	L	9-31
<b>2020 TOTALS</b>		<b>3-3</b>	<b>31</b>	<b>360</b>	<b>11.6</b>	<b>33</b>	<b>3</b>	<b>0</b>	<b>0</b>	<b>0.0</b>	<b>0</b>	<b>0</b>	<b>2-1</b>	

2021 GAME-BY-GAME POSTSEASON STATISTICS (CHIEFS)

DATE	OPPONENT	P/S	RECEIVING					RUSHING					W/L	SCORE
			NO.	YDS.	AVG.	LG	TD	NO.	YDS.	AVG.	LG	TD		
01/16	Steelers	S	5	108	21.6	48t	1	0	0	0.0	0	0	W	42-21
01/23	Bills	S	8	96	12.0	25	1	0	0	0.0	0	0	W	42-36+
01/30	Bengals	S	10	95	9.5	19	1	0	0	0.0	0	0	L	24-27+
<b>2021 TOTALS</b>		<b>3-3</b>	<b>23</b>	<b>299</b>	<b>13.0</b>	<b>48T</b>	<b>3</b>	<b>0</b>	<b>0</b>	<b>0.0</b>	<b>0</b>	<b>0</b>	<b>2-1</b>	

+ - Overtime

2022 GAME-BY-GAME POSTSEASON STATISTICS (CHIEFS)

DATE	OPPONENT	P/S	RECEIVING					RUSHING					W/L	SCORE
			NO.	YDS.	AVG.	LG	TD	NO.	YDS.	AVG.	LG	TD		
01/21	Jaguars	S	14	98	7.0	15	2	0	0	0.0	0	0	W	27-20
01/29	Bengals	S	7	78	11.1	16	1	0	0	0.0	0	0	W	23-20
02/12	at Eagles	S	6	81	13.5	22	1	0	0	0.0	0	0	W	38-35
<b>2022 TOTALS</b>		<b>3-3</b>	<b>27</b>	<b>257</b>	<b>9.5</b>	<b>22</b>	<b>4</b>	<b>0</b>	<b>0</b>	<b>0.0</b>	<b>0</b>	<b>0</b>	<b>3-0</b>	

2023 GAME-BY-GAME POSTSEASON STATISTICS (CHIEFS)

DATE	OPPONENT	P/S	RECEIVING					RUSHING					W/L	SCORE
			NO.	YDS.	AVG.	LG	TD	NO.	YDS.	AVG.	LG	TD		
01/13	Dolphins	S	7	71	10.1	22	0	0	0	0.0	0	0	W	26-7
01/21	at Bills	S	5	75	15.0	29	2	0	0	0.0	0	0	W	27-24
01/28	at Ravens	S	11	116	10.5	21	1	1	5	5.0	5	0	W	17-10
02/11	49ers	S	9	93	10.3	22	0	0	0	0.0	0	0	W	25-22+
<b>2023 TOTALS</b>		<b>4-4</b>	<b>32</b>	<b>355</b>	<b>11.1</b>	<b>29</b>	<b>3</b>	<b>1</b>	<b>5</b>	<b>5.0</b>	<b>5</b>	<b>0</b>	<b>4-0</b>	

+ - Overtime



2016 GAME-BY-GAME REGULAR-SEASON STATISTICS (CHIEFS)

DATE	OPPONENT	P/S	PASSING											RUSHING				W/L	SCORE
			ATT	CMP	YDS	PCT	Y/A	Y/C	TD	INT	LG	SK/YD	RATE	ATT	YDS	LG	TD		
09/11	Chargers	S	0	0	0	0.0	0.0	0.0	0	0	0	0/0	0.0	0	0	0	0	W	33-27+
09/18	at Texans	S	0	0	0	0.0	0.0	0.0	0	0	0	0/0	0.0	0	0	0	0	L	12-19
09/25	Jets	S	0	0	0	0.0	0.0	0.0	0	0	0	0/0	0.0	0	0	0	0	W	24-3
10/02	at Steelers	S	0	0	0	0.0	0.0	0.0	0	0	0	0/0	0.0	0	0	0	0	L	14-43
10/16	at Raiders	S	0	0	0	0.0	0.0	0.0	0	0	0	0/0	0.0	0	0	0	0	W	26-10
10/23	Saints	S	0	0	0	0.0	0.0	0.0	0	0	0	0/0	0.0	0	0	0	0	W	27-21
10/30	at Colts	S	0	0	0	0.0	0.0	0.0	0	0	0	0/0	0.0	0	0	0	0	W	30-14
11/06	Jaguars	S	0	0	0	0.0	0.0	0.0	0	0	0	0/0	0.0	0	0	0	0	W	19-14
11/13	at Panthers	S	0	0	0	0.0	0.0	0.0	0	0	0	0/0	0.0	0	0	0	0	W	20-17
11/20	Buccaneers	S	0	0	0	0.0	0.0	0.0	0	0	0	0/0	0.0	1	-5	-5	0	L	17-19
11/27	at Broncos	S	0	0	0	0.0	0.0	0.0	0	0	0	0/0	0.0	0	0	0	0	W	30-27+
12/04	at Falcons	S	0	0	0	0.0	0.0	0.0	0	0	0	0/0	0.0	0	0	0	0	W	29-28
12/08	Raiders	S	0	0	0	0.0	0.0	0.0	0	0	0	0/0	0.0	0	0	0	0	W	21-13
12/18	Titans	S	0	0	0	0.0	0.0	0.0	0	0	0	0/0	0.0	0	0	0	0	L	17-19
12/25	Broncos	S	0	0	0	0.0	0.0	0.0	0	0	0	0/0	0.0	0	0	0	0	W	33-10
01/01	at Chargers	P	0	0	0	0.0	0.0	0.0	0	0	0	0/0	0.0	0	0	0	0	W	37-27
<b>2016 TOTALS</b>		<b>16-15</b>	<b>0</b>	<b>0</b>	<b>0</b>	<b>0.0</b>	<b>0.0</b>	<b>0.0</b>	<b>0</b>	<b>0</b>	<b>0</b>	<b>0/0</b>	<b>0.0</b>	<b>1</b>	<b>-5</b>	<b>-5</b>	<b>0</b>	<b>12-4</b>	

+ - Overtime

2017 GAME-BY-GAME REGULAR-SEASON STATISTICS (CHIEFS)

DATE	OPPONENT	P/S	PASSING											RUSHING				W/L	SCORE
			ATT	CMP	YDS	PCT	Y/A	Y/C	TD	INT	LG	SK/YD	RATE	ATT	YDS	LG	TD		
09/07	at Patriots	S	0	0	0	0.0	0.0	0.0	0	0	0	0/0	0.0	1	4	4	0	W	42-27
09/17	Eagles	S	0	0	0	0.0	0.0	0.0	0	0	0	0/0	0.0	0	0	0	0	W	27-20
09/24	at Chargers	S	0	0	0	0.0	0.0	0.0	0	0	0	0/0	0.0	0	0	0	0	W	24-10
10/02	Redskins	S	0	0	0	0.0	0.0	0.0	0	0	0	0/0	0.0	1	3	3	0	W	29-20
10/08	at Texans	S	0	0	0	0.0	0.0	0.0	0	0	0	0/0	0.0	0	0	0	0	W	42-34
10/15	Steelers	S	0	0	0	0.0	0.0	0.0	0	0	0	0/0	0.0	0	0	0	0	L	13-19
10/19	at Raiders	S	0	0	0	0.0	0.0	0.0	0	0	0	0/0	0.0	0	0	0	0	L	30-31
10/30	Broncos	S	0	0	0	0.0	0.0	0.0	0	0	0	0/0	0.0	0	0	0	0	W	29-19
11/05	at Cowboys	S	0	0	0	0.0	0.0	0.0	0	0	0	0/0	0.0	0	0	0	0	L	17-28
11/19	at Giants	S	1	0	0	0.0	0.0	0.0	0	1	0	0/0	0.0	0	0	0	0	L	9-12+
11/26	Bills	S	0	0	0	0.0	0.0	0.0	0	0	0	0/0	0.0	0	0	0	0	L	10-16
12/03	at Jets	S	0	0	0	0.0	0.0	0.0	0	0	0	0/0	0.0	0	0	0	0	L	31-38
12/10	Raiders	S	0	0	0	0.0	0.0	0.0	0	0	0	0/0	0.0	0	0	0	0	W	26-15
12/16	Chargers	S	0	0	0	0.0	0.0	0.0	0	0	0	0/0	0.0	0	0	0	0	W	30-13
12/24	Dolphins	S	0	0	0	0.0	0.0	0.0	0	0	0	0/0	0.0	0	0	0	0	W	29-13
12/31	at Broncos																	W	27-24
<b>2017 TOTALS</b>		<b>15-15</b>	<b>1</b>	<b>0</b>	<b>0</b>	<b>0.0</b>	<b>0.0</b>	<b>0.0</b>	<b>0</b>	<b>1</b>	<b>0</b>	<b>0/0</b>	<b>0.0</b>	<b>2</b>	<b>7</b>	<b>4</b>	<b>0</b>	<b>10-6</b>	

+ - Overtime

2020 GAME-BY-GAME REGULAR-SEASON STATISTICS (CHIEFS)

DATE	OPPONENT	P/S	PASSING											RUSHING				W/L	SCORE
			ATT	CMP	YDS	PCT	Y/A	Y/C	TD	INT	LG	SK/YD	RATE	ATT	YDS	LG	TD		
09/10	Texans	S	0	0	0	0.0	0.0	0.0	0	0	0	0/0	0.0	0	0	0	0	W	34-20
09/20	at Chargers	S	0	0	0	0.0	0.0	0.0	0	0	0	0/0	0.0	0	0	0	0	W	23-20+
09/28	at Ravens	S	0	0	0	0.0	0.0	0.0	0	0	0	0/0	0.0	0	0	0	0	W	34-20
10/05	Patriots	S	0	0	0	0.0	0.0	0.0	0	0	0	0/0	0.0	0	0	0	0	W	26-10
10/11	Raiders	S	0	0	0	0.0	0.0	0.0	0	0	0	0/0	0.0	0	0	0	0	L	32-40
10/19	at Bills	S	0	0	0	0.0	0.0	0.0	0	0	0	0/0	0.0	0	0	0	0	W	26-17
10/25	at Broncos	S	0	0	0	0.0	0.0	0.0	0	0	0	0/0	0.0	0	0	0	0	W	43-16
11/01	Jets	S	0	0	0	0.0	0.0	0.0	0	0	0	0/0	0.0	0	0	0	0	W	35-9
11/08	Panthers	S	0	0	0	0.0	0.0	0.0	0	0	0	0/0	0.0	0	0	0	0	W	33-31
11/22	at Raiders	S	1	1	4	100.0	4.0	4.0	0	0	4	0/0	83.3	0	0	0	0	W	35-31
11/29	at Buccaneers	S	1	0	0	0.0	0.0	0.0	0	0	0	0/0	39.6	0	0	0	0	W	27-24
12/06	Broncos	S	0	0	0	0.0	0.0	0.0	0	0	0	0/0	0.0	0	0	0	0	W	22-16
12/13	at Dolphins	S	0	0	0	0.0	0.0	0.0	0	0	0	0/0	0.0	0	0	0	0	W	33-27
12/20	at Saints	S	0	0	0	0.0	0.0	0.0	0	0	0	0/0	0.0	0	0	0	0	W	32-29
12/27	Falcons	S	0	0	0	0.0	0.0	0.0	0	0	0	0/0	0.0	0	0	0	0	W	17-14
01/03	Chargers																	L	21-38
<b>2020 TOTALS</b>		<b>15-15</b>	<b>2</b>	<b>1</b>	<b>4</b>	<b>50.0</b>	<b>2.0</b>	<b>4.0</b>	<b>0</b>	<b>0</b>	<b>4</b>	<b>0/0</b>	<b>56.3</b>	<b>0</b>	<b>0</b>	<b>0</b>	<b>0</b>	<b>14-2</b>	

+ - Overtime



2021 GAME-BY-GAME REGULAR-SEASON STATISTICS (CHIEFS)

DATE	OPPONENT	P/S	PASSING										RUSHING				W/L	SCORE	
			ATT	CMP	YDS	PCT	Y/A	Y/C	TD	INT	LG	SK/YD	RATE	ATT	YDS	LG			TD
09/12	Browns	S	0	0	0	0.0	0.0	0.0	0	0	0	0/0	0.0	0	0	0	0	W	33-29
09/19	at Ravens	S	0	0	0	0.0	0.0	0.0	0	0	0	0/0	0.0	0	0	0	0	L	35-36
09/26	Chargers	S	0	0	0	0.0	0.0	0.0	0	0	0	0/0	0.0	0	0	0	0	L	24-30
10/03	at Eagles	S	0	0	0	0.0	0.0	0.0	0	0	0	0/0	0.0	0	0	0	0	W	42-30
10/10	Bills	S	0	0	0	0.0	0.0	0.0	0	0	0	0/0	0.0	0	0	0	0	L	20-38
10/17	at Football Team	S	0	0	0	0.0	0.0	0.0	0	0	0	0/0	0.0	0	0	0	0	W	31-13
10/24	at Titans	S	0	0	0	0.0	0.0	0.0	0	0	0	0/0	0.0	0	0	0	0	L	3-27
11/01	Giants	S	0	0	0	0.0	0.0	0.0	0	0	0	0/0	0.0	0	0	0	0	W	20-17
11/07	Packers	S	0	0	0	0.0	0.0	0.0	0	0	0	0/0	0.0	0	0	0	0	W	13-7
11/14	at Raiders	S	0	0	0	0.0	0.0	0.0	0	0	0	0/0	0.0	0	0	0	0	W	41-14
11/21	Cowboys	S	0	0	0	0.0	0.0	0.0	0	0	0	0/0	0.0	1	4	4t	1	W	19-9
12/05	Broncos	S	0	0	0	0.0	0.0	0.0	0	0	0	0/0	0.0	0	0	0	0	W	22-9
12/12	Raiders	S	0	0	0	0.0	0.0	0.0	0	0	0	0/0	0.0	0	0	0	0	W	48-9
12/16	at Chargers	S	0	0	0	0.0	0.0	0.0	0	0	0	0/0	0.0	0	0	0	0	W	34-28+
12/26	Steelers																	W	36-10
01/02	at Bengals	S	0	0	0	0.0	0.0	0.0	0	0	0	0/0	0.0	1	-1	-1	0	L	31-34
01/08	at Broncos	S	0	0	0	0.0	0.0	0.0	0	0	0	0/0	0.0	0	0	0	0	W	28-24
<b>2021 TOTALS</b>		<b>16-16</b>	<b>0</b>	<b>0</b>	<b>0</b>	<b>0.0</b>	<b>0.0</b>	<b>0.0</b>	<b>0</b>	<b>0</b>	<b>0</b>	<b>0/0</b>	<b>0.0</b>	<b>2</b>	<b>3</b>	<b>4T</b>	<b>1</b>	<b>12-5</b>	

+ - Overtime

2022 GAME-BY-GAME REGULAR-SEASON STATISTICS (CHIEFS)

DATE	OPPONENT	P/S	PASSING										RUSHING				W/L	SCORE	
			ATT	CMP	YDS	PCT	Y/A	Y/C	TD	INT	LG	SK/YD	RATE	ATT	YDS	LG			TD
09/11	at Cardinals	S	0	0	0	0.0	0.0	0.0	0	0	0	0/0	0.0	0	0	0	0	W	44-21
09/15	Chargers	S	0	0	0	0.0	0.0	0.0	0	0	0	0/0	0.0	0	0	0	0	W	27-24
09/25	at Colts	S	0	0	0	0.0	0.0	0.0	0	0	0	0/0	0.0	1	1	1	0	L	17-20
10/02	at Buccaneers	S	0	0	0	0.0	0.0	0.0	0	0	0	0/0	0.0	0	0	0	0	W	41-31
10/10	Raiders	S	0	0	0	0.0	0.0	0.0	0	0	0	0/0	0.0	0	0	0	0	W	30-29
10/16	Bills	S	0	0	0	0.0	0.0	0.0	0	0	0	0/0	0.0	1	4	4	0	L	20-24
10/23	at 49ers	S	0	0	0	0.0	0.0	0.0	0	0	0	0/0	0.0	0	0	0	0	W	44-23
11/06	Titans	S	0	0	0	0.0	0.0	0.0	0	0	0	0/0	0.0	0	0	0	0	W	20-17+
11/13	Jaguars	S	0	0	0	0.0	0.0	0.0	0	0	0	0/0	0.0	0	0	0	0	W	27-17
11/20	at Chargers	S	0	0	0	0.0	0.0	0.0	0	0	0	0/0	0.0	0	0	0	0	W	30-27
11/27	Rams	S	0	0	0	0.0	0.0	0.0	0	0	0	0/0	0.0	0	0	0	0	W	26-10
12/04	at Bengals	S	0	0	0	0.0	0.0	0.0	0	0	0	0/0	0.0	0	0	0	0	L	24-27
12/11	at Broncos	S	0	0	0	0.0	0.0	0.0	0	0	0	0/0	0.0	0	0	0	0	W	34-28
12/18	at Texans	S	0	0	0	0.0	0.0	0.0	0	0	0	0/0	0.0	0	0	0	0	W	30-24+
12/24	Seahawks	S	0	0	0	0.0	0.0	0.0	0	0	0	0/0	0.0	0	0	0	0	W	24-10
01/01	Broncos	S	0	0	0	0.0	0.0	0.0	0	0	0	0/0	0.0	0	0	0	0	W	27-24
01/07	at Raiders	S	0	0	0	0.0	0.0	0.0	0	0	0	0/0	0.0	0	0	0	0	W	31-13
<b>2022 TOTALS</b>		<b>17-17</b>	<b>0</b>	<b>0</b>	<b>0</b>	<b>0.0</b>	<b>0.0</b>	<b>0.0</b>	<b>0</b>	<b>0</b>	<b>0</b>	<b>0/0</b>	<b>0.0</b>	<b>2</b>	<b>5</b>	<b>4</b>	<b>0</b>	<b>14-3</b>	

+ - Overtime

2023 GAME-BY-GAME REGULAR-SEASON STATISTICS (CHIEFS)

DATE	OPPONENT	P/S	PASSING										RUSHING				W/L	SCORE	
			ATT	CMP	YDS	PCT	Y/A	Y/C	TD	INT	LG	SK/YD	RATE	ATT	YDS	LG			TD
09/07	Lions																	L	20-21
09/17	at Jaguars	S	0	0	0	0.0	0.0	0.0	0	0	0	0/0	0.0	0	0	0	0	W	17-9
09/24	Bears	S	0	0	0	0.0	0.0	0.0	0	0	0	0/0	0.0	0	0	0	0	W	41-10
10/01	at Jets	S	0	0	0	0.0	0.0	0.0	0	0	0	0/0	0.0	0	0	0	0	W	23-20
10/08	at Vikings	S	0	0	0	0.0	0.0	0.0	0	0	0	0/0	0.0	0	0	0	0	W	27-20
10/12	Broncos	S	0	0	0	0.0	0.0	0.0	0	0	0	0/0	0.0	0	0	0	0	W	19-8
10/22	Chargers	S	0	0	0	0.0	0.0	0.0	0	0	0	0/0	0.0	0	0	0	0	W	31-17
10/29	at Broncos	S	0	0	0	0.0	0.0	0.0	0	0	0	0/0	0.0	0	0	0	0	L	9-24
11/05	Dolphins	S	0	0	0	0.0	0.0	0.0	0	0	0	0/0	0.0	0	0	0	0	W	21-14
11/20	Eagles	S	0	0	0	0.0	0.0	0.0	0	0	0	0/0	0.0	0	0	0	0	L	17-21
11/26	at Raiders	S	0	0	0	0.0	0.0	0.0	0	0	0	0/0	0.0	0	0	0	0	W	31-17
12/03	at Packers	S	0	0	0	0.0	0.0	0.0	0	0	0	0/0	0.0	0	0	0	0	L	19-27
12/10	Bills	S	0	0	0	0.0	0.0	0.0	0	0	0	0/0	0.0	0	0	0	0	L	17-20
12/17	at Patriots	S	0	0	0	0.0	0.0	0.0	0	0	0	0/0	0.0	0	0	0	0	W	27-17
12/25	Raiders	S	0	0	0	0.0	0.0	0.0	0	0	0	0/0	0.0	0	0	0	0	L	14-20
12/31	Bengals	S	0	0	0	0.0	0.0	0.0	0	0	0	0/0	0.0	0	0	0	0	W	25-17
01/07	at Chargers																	W	13-12
<b>2023 TOTALS</b>		<b>15-15</b>	<b>0</b>	<b>0</b>	<b>0</b>	<b>0.0</b>	<b>0.0</b>	<b>0.0</b>	<b>0</b>	<b>0</b>	<b>0</b>	<b>0/0</b>	<b>0.0</b>	<b>0</b>	<b>0</b>	<b>0</b>	<b>0</b>	<b>11-6</b>	



2024 GAME-BY-GAME REGULAR-SEASON STATISTICS (CHIEFS)

DATE	OPPONENT	P/S	PASSING											RUSHING				W/L	SCORE
			ATT	CMP	YDS	PCT	Y/A	Y/C	TD	INT	LG	SK/YD	RATE	ATT	YDS	LG	TD		
09/05	Ravens	S	0	0	0	0.0	0.0	0.0	0	0	0	0/0	0.0	0	0	0	0	W	27-20
09/15	Bengals	S	0	0	0	0.0	0.0	0.0	0	0	0	0/0	0.0	1	1	1	0	W	26-25
09/22	at Falcons	S	0	0	0	0.0	0.0	0.0	0	0	0	0/0	0.0	0	0	0	0	W	22-17
09/29	at Chargers	S	0	0	0	0.0	0.0	0.0	0	0	0	0/0	0.0	0	0	0	0	W	17-10
10/07	Saints	S	0	0	0	0.0	0.0	0.0	0	0	0	0/0	0.0	0	0	0	0	W	26-13
10/20	at 49ers	S	0	0	0	0.0	0.0	0.0	0	0	0	0/0	0.0	0	0	0	0	W	28-18
10/27	at Raiders	S	0	0	0	0.0	0.0	0.0	0	0	0	0/0	0.0	0	0	0	0	W	27-20
11/04	Buccaneers	S	0	0	0	0.0	0.0	0.0	0	0	0	0/0	0.0	0	0	0	0	W	30-24+
11/10	Broncos	S	0	0	0	0.0	0.0	0.0	0	0	0	0/0	0.0	0	0	0	0	W	16-14
11/17	at Bills	S	0	0	0	0.0	0.0	0.0	0	0	0	0/0	0.0	0	0	0	0	L	21-30
11/24	at Panthers	S	0	0	0	0.0	0.0	0.0	0	0	0	0/0	0.0	0	0	0	0	W	30-27
11/29	Raiders	S	0	0	0	0.0	0.0	0.0	0	0	0	0/0	0.0	0	0	0	0	W	19-17
<b>2024 TOTALS</b>		<b>12-12</b>	<b>0</b>	<b>0</b>	<b>0</b>	<b>0.0</b>	<b>0.0</b>	<b>0.0</b>	<b>0</b>	<b>0</b>	<b>0</b>	<b>0/0</b>	<b>0.0</b>	<b>1</b>	<b>1</b>	<b>1</b>	<b>0</b>	<b>11-1</b>	

+ - Overtime

2019 GAME-BY-GAME POSTSEASON STATISTICS (CHIEFS)

DATE	OPPONENT	P/S	PASSING											RUSHING				W/L	SCORE
			ATT	CMP	YDS	PCT	Y/A	Y/C	TD	INT	LG	SK/YD	RATE	ATT	YDS	LG	TD		
01/12	Texans	S	0	0	0	0.0	0.0	0.0	0	0	0	0/0	0.0	0	0	0	0	W	51-31
01/19	Titans	S	0	0	0	0.0	0.0	0.0	0	0	0	0/0	0.0	0	0	0	0	W	35-24
02/02	49ers	S	0	0	0	0.0	0.0	0.0	0	0	0	0/0	0.0	1	2	2	0	W	31-20
<b>2019 TOTALS</b>		<b>3-3</b>	<b>0</b>	<b>0</b>	<b>0</b>	<b>0.0</b>	<b>0.0</b>	<b>0.0</b>	<b>0</b>	<b>0</b>	<b>0</b>	<b>0/0</b>	<b>0.0</b>	<b>1</b>	<b>2</b>	<b>2</b>	<b>0</b>	<b>3-0</b>	

2020 GAME-BY-GAME POSTSEASON STATISTICS (CHIEFS)

DATE	OPPONENT	P/S	PASSING											RUSHING				W/L	SCORE
			ATT	CMP	YDS	PCT	Y/A	Y/C	TD	INT	LG	SK/YD	RATE	ATT	YDS	LG	TD		
01/17	Browns	S	0	0	0	0.0	0.0	0.0	0	0	0	0/0	0.0	0	0	0	0	W	22-17
01/24	Bills	S	0	0	0	0.0	0.0	0.0	0	0	0	0/0	0.0	0	0	0	0	W	38-24
02/07	at Buccaneers	S	0	0	0	0.0	0.0	0.0	0	0	0	0/0	0.0	0	0	0	0	L	9-31
<b>2020 TOTALS</b>		<b>3-3</b>	<b>0</b>	<b>0</b>	<b>0</b>	<b>0.0</b>	<b>0.0</b>	<b>0.0</b>	<b>0</b>	<b>0</b>	<b>0</b>	<b>0/0</b>	<b>0.0</b>	<b>0</b>	<b>0</b>	<b>0</b>	<b>0</b>	<b>2-1</b>	

2021 GAME-BY-GAME POSTSEASON STATISTICS (CHIEFS)

DATE	OPPONENT	P/S	PASSING											RUSHING				W/L	SCORE
			ATT	CMP	YDS	PCT	Y/A	Y/C	TD	INT	LG	SK/YD	RATE	ATT	YDS	LG	TD		
01/16	Steelers	S	1	1	2	100.0	2.0	2.0	1	0	2t	0/0	118.8	0	0	0	0	W	42-21
01/23	Bills	S	0	0	0	0.0	0.0	0.0	0	0	0	0/0	0.0	0	0	0	0	W	42-36+
01/30	Bengals	S	0	0	0	0.0	0.0	0.0	0	0	0	0/0	0.0	0	0	0	0	L	24-27+
<b>2021 TOTALS</b>		<b>3-3</b>	<b>1</b>	<b>1</b>	<b>2</b>	<b>100.0</b>	<b>2.0</b>	<b>2.0</b>	<b>1</b>	<b>0</b>	<b>2T</b>	<b>0/0</b>	<b>118.8</b>	<b>0</b>	<b>0</b>	<b>0</b>	<b>0</b>	<b>2-1</b>	

+ - Overtime

2022 GAME-BY-GAME POSTSEASON STATISTICS (CHIEFS)

DATE	OPPONENT	P/S	PASSING											RUSHING				W/L	SCORE
			ATT	CMP	YDS	PCT	Y/A	Y/C	TD	INT	LG	SK/YD	RATE	ATT	YDS	LG	TD		
01/21	Jaguars	S	0	0	0	0.0	0.0	0.0	0	0	0	0/0	0.0	0	0	0	0	W	27-20
01/29	Bengals	S	0	0	0	0.0	0.0	0.0	0	0	0	0/0	0.0	0	0	0	0	W	23-20
02/12	at Eagles	S	0	0	0	0.0	0.0	0.0	0	0	0	0/0	0.0	0	0	0	0	W	38-35
<b>2022 TOTALS</b>		<b>3-3</b>	<b>0</b>	<b>0</b>	<b>0</b>	<b>0.0</b>	<b>0.0</b>	<b>0.0</b>	<b>0</b>	<b>0</b>	<b>0</b>	<b>0/0</b>	<b>0.0</b>	<b>0</b>	<b>0</b>	<b>0</b>	<b>0</b>	<b>3-0</b>	

2023 GAME-BY-GAME POSTSEASON STATISTICS (CHIEFS)

DATE	OPPONENT	P/S	PASSING											RUSHING				W/L	SCORE
			ATT	CMP	YDS	PCT	Y/A	Y/C	TD	INT	LG	SK/YD	RATE	ATT	YDS	LG	TD		
01/13	Dolphins	S	0	0	0	0.0	0.0	0.0	0	0	0	0/0	0.0	0	0	0	0	W	26-7
01/21	at Bills	S	0	0	0	0.0	0.0	0.0	0	0	0	0/0	0.0	0	0	0	0	W	27-24
01/28	at Ravens	S	0	0	0	0.0	0.0	0.0	0	0	0	0/0	0.0	1	5	5	0	W	17-10
02/11	49ers	S	0	0	0	0.0	0.0	0.0	0	0	0	0/0	0.0	0	0	0	0	W	25-22+
<b>2023 TOTALS</b>		<b>4-4</b>	<b>0</b>	<b>0</b>	<b>0</b>	<b>0.0</b>	<b>0.0</b>	<b>0.0</b>	<b>0</b>	<b>0</b>	<b>0</b>	<b>0/0</b>	<b>0.0</b>	<b>1</b>	<b>5</b>	<b>5</b>	<b>0</b>	<b>4-0</b>	

+ - Overtime





# PATRICK MAHOMES

QUARTERBACK #15

TEXAS TECH



8<sup>TH</sup> YEAR IN THE NFL

8<sup>TH</sup> YEAR WITH THE CHIEFS

HEIGHT: 6'2"  
WEIGHT: 225 LBS  
DRAFTED: D1-17  
BIRTHDAY: 9/17/95

- 👁️ Mahomes enters his eighth season with the Chiefs in 2024 and his seventh year as the starter (2018-24).
- 👁️ Mahomes is the youngest player ever to win both a league MVP and a Super Bowl title.
- 👁️ He is the first player in the 21<sup>st</sup> century to win both the league MVP and the Super Bowl MVP in the same season (2022).
- 👁️ Originally entered the NFL as a first-round pick (10th overall) by the Kansas City Chiefs in the 2017 NFL Draft.
- 👁️ The Chiefs traded the No. 27 overall pick, a third-round pick and their 2018 first-round selection to the Buffalo Bills in order to move up to the 10th spot to select Mahomes.

### Career Highlights:

- 👁️ Mahomes tops the franchise's career passing charts in multiple categories, ranking first in passer rating (103.5), completions (2,386), completion percentage (66.5%), 300-yard passing games (45), 100.0 passer rating games (52), yards-per-attempt average (7.92), 20-yard completions (375), passing yards in a single-season (5,250 in 2022), passing yards in consecutive seasons (10,089; 2021-22) and rushing touchdowns by a quarterback (12). He also finds himself in the top two for attempts (3,590), yards (28,424) and touchdowns (219). He trails only PFHOF QB Len Dawson in all three categories.
- 👁️ He currently holds the second-highest passer rating in NFL history amongst people with 1,500 passing attempts (103.5). He trails Aaron Rodgers (103.6).
- 👁️ Owns 98 career touchdown passes at GEHA Field at Arrowhead Stadium, passing QB Trent Green (62) for the most career touchdown passes in the stadium's history.
- 👁️ With 5,250 passing yards in 2022, Mahomes recorded his fifth-consecutive season (2018-22) with 4,000 or more passing yards. He joins PFHOF QB Peyton Manning as the only two players to have five such seasons in their first six years in the league.
- 👁️ Mahomes threw for 4,500+ yards and 35+ touchdowns in four of his first six seasons in the league (2018, 2020, 2021, 2022). He is one of eight players in NFL history to have multiple seasons throwing for 4,500+ yards and 35+ touchdowns and one of just four quarterbacks in NFL history to have at least four such seasons, joining Tom Brady (five), Drew Brees (four) and PFHOF QB Peyton Manning (four).
- 👁️ Starting his 75<sup>th</sup> game against the Cincinnati Bengals in Week 13 of 2022 (12/4/22), Mahomes holds the record for most touchdown passes (181), passing yards (22,799) and wins (59) in any NFL quarterback's first 75 games.
- 👁️ With 4,183 yards in 2023, Mahomes now owns 28,424

- passing yards, surpassing the 25,000 yard plateau in just 83 games, the fastest in NFL history to surpass that mark.
- 👁️ Mahomes was already the fastest quarterback in NFL history to reach 15,000 career passing yards, but he officially became the fastest one to reach 20,000 career passing yards, doing so in 67 games. His 67 games outpaced QB Matthew Stafford's 71 games.
- 👁️ Between Mahomes and TE Travis Kelce, the pair has 51 touchdown connections. Their 51 touchdown connections passed PFHOF QB Len Dawson and former WR Otis Taylor for most QB-pass catcher connections in Chiefs history.
- 👁️ After being named the NFL MVP for the 2018 season as voted on by the *Associated Press*, he became the youngest recipient of the award since PFHOF QB Dan Marino in 1984.
- 👁️ Mahomes threw a touchdown pass in 31 straight regular season games between the 2019 and 2021 seasons, establishing a new franchise record and ranking as the ninth-longest streak in NFL history (regular season only). He also owns a streak of 14 consecutive regular season games spanning from 2018 to 2019 with at least two touchdown passes, the second-longest streak in NFL history behind only PFHOF QB Peyton Manning's streak of 15 such games.
- 👁️ Owns 45 career 300-yard games, marking the most 300-yard games in franchise history and the most in the NFL since 2017. Twenty-six of those performances came in his first four seasons (2017-20), tying PFHOF QB Kurt Warner (26) for the most games of at least 300 passing yards in a player's first four seasons in league annals.
- 👁️ Recorded 1,831 passing yards with no interceptions in the first five games of the 2019 season, passing PFHOF Peyton Manning (1,744 passing yards in 2013) for the most passing yards without an interception to begin a season in NFL history.
- 👁️ Threw for 278 yards in the second quarter in Week 2 at Oakland (9/15/19), the second-most passing yards in any single quarter in a game in NFL history, trailing only former QB Drew Brees who threw for 294 yards in the fourth quarter at Atlanta on Nov. 9, 2008.
- 👁️ During the 2018 season, became just the second quarterback (Peyton Manning in 2013) in NFL history to throw for 50 touchdowns and 5,000 passing yards in a single-season.
- 👁️ In his first season as the full-time starter in 2018, he broke the Chiefs single-season passing touchdown record by Week 10, passing Len Dawson (30) with 31 touchdown passes. Went on to finish the 2018 season with 50 touchdown passes, tied for the second-most in a single season in NFL history with former Tom Brady (50 in 2007).
- 👁️ Has recorded six touchdown passes in a game twice in his career against the Steelers (9/16/18) and the Rams (11/19/18), tying Chiefs and PFHOF QB Len Dawson for most touchdown



passes in one game in team history. Mahomes is one of ten quarterbacks in league history to record multiple six-touchdown games.

🏈 Threw 29 touchdown passes in his first 10 career NFL games, more TD throws than any QB in NFL history in their first 10 games.

🏈 First quarterback in Chiefs history to throw for 300+ yards in eight consecutive games in a single season (2018). His streak is tied for second-most consecutive games with 300+ yards.

🏈 Made his NFL debut and first start during the Chiefs 2017 regular season finale at the Denver Broncos (12/31/17), completing 22-of-35 passes (62.9%) for 284 yards. His 284 passing yards in the game are the second-most by a rookie passer in a single-game in franchise history.

### Postseason Career Highlights:

🏈 Is one of six players to have been on the active roster for all three of the club's Super Bowl victories over the past five years (LIV, LVII and LVIII). He is joined by G Nick Allegretti, K Harrison Butker, DT Chris Jones, TE Travis Kelce and LS James Winchester.

🏈 Has started 18 career postseason games for the Chiefs, the fifth-most in Chiefs history, carrying an 15-3 record. His 18 starts and 83.3 winning percentage are the top marks by a quarterback in franchise history.

🏈 As he started his fourth Super Bowl in 2023, Mahomes became just the eighth quarterback in NFL history to start in four or more Super Bowls. Only former QBs Tom Brady (10) and John Elway (5) have more. After defeating the 49ers for back-to-back Super Bowl titles in Super Bowl LVIII, Mahomes now has three Super Bowl titles, the fourth most in NFL history. He trails only Brady (7), Joe Montana (4) and Terry Bradshaw (4).

🏈 Mahomes owns the franchise's postseason records for passing yards (5,135), touchdown passes (41), completions (456), attempts (672), completion percentage (67.9), passer rating (105.8) and rushing yards (524).

🏈 Mahomes' 41 postseason touchdown passes are the fifth-most in NFL history amongst players with at least 150 attempts.

🏈 His 105.8 passer rating in the postseason is the highest passer rating by any NFL quarterback in playoff history.

🏈 Mahomes has recorded seven games of a 120.0+ passer rating in the postseason, marking a league-best.

🏈 In his first seven NFL seasons, Mahomes ranks at the top in the following postseason categories: touchdown passes (41), passes completed (456), passes attempted (672) and passing yards (5,135).

🏈 Mahomes threw two touchdowns in Super Bowl LVIII, giving him seven career Super Bowl touchdown passes, the fifth-most in Super Bowl history. He has now also thrown for 1,071 yards in his four Super Bowl appearances, giving him the fifth-most passing yards in Super Bowl history and making him one of just six players to throw more than 1,000 yards in Super Bowls.

🏈 Has thrown five touchdown passes in a postseason game twice, joining PFHOF QB Kurt Warner (twice) and former QB Daryle Lamonica (twice) as the only players in NFL history to have multiple playoff games with five or more passing touchdowns.

🏈 Became the 13<sup>th</sup> starting quarterback to win multiple Super Bowls with his victory over the Eagles in Super Bowl LVII.

🏈 After receiving the Super Bowl MVP, Mahomes became the fifth player in history to win multiple Super Bowl MVP titles and 11<sup>th</sup> player ever to receive both the Super Bowl MVP and league MVP in the same season.

🏈 In Super Bowl LVII in Arizona, Mahomes threw three touchdown passes, marking his eighth postseason game of three or more touchdown passes. Having eight such games

puts him in a tie for third-most postseason games of three or more touchdown passes with QB Aaron Rodgers. PFHOF QB Joe Montana (nine) and former QB Tom Brady (13) are the other two ahead of Mahomes.

🏈 Finished the 2021 postseason with 11 passing touchdowns, tying Joe Flacco (2012) and PFHOFs Kurt Warner (2008) and Joe Montana (1989) for the most touchdown passes in a single postseason in NFL history, at the time.

🏈 Threw three touchdown passes in the 2021 AFC Championship Game vs. Cincinnati (1/30/22), giving him seven postseason games with three or more touchdown passes, ranking as the fourth-most by a quarterback in NFL history, at the time.

🏈 Orchestrated one of the most exciting finishes to a playoff game in the 2021 AFC Divisional Round Game against the Buffalo Bills, leading the Chiefs to 19 fourth-quarter and overtime points, including setting up the game-tying field goal with just 0:13 remaining on the clock in regulation and connecting with TE Travis Kelce for an eight-yard game-winning touchdown in OT. Completed a franchise record 33 passes and tied for the second-most yards in a single game in franchise postseason history with 378 yards in the win to set up an NFL record fourth-consecutive home conference title game at GEHA Field at Arrowhead Stadium.

🏈 With his start in Super Bowl LV following the 2020 season, Mahomes became the youngest quarterback in NFL history (25 years and 143 days old) to start in two Super Bowls, surpassing Russell Wilson, who was 26 years and 64 days old at the time of his second Super Bowl start (SB XLIX) with the Seattle Seahawks.

🏈 With his start in the AFC Championship Game against Buffalo (1/24/21) during the 2020 season, he became the 12th quarterback since the 1970 merger to start in three-consecutive conference championship games and was the first player to accomplish the feat prior to his 26th birthday. He also became the first quarterback ever to accomplish the feat in his first four seasons in the league.

🏈 At 24 years and 138 days, Mahomes became the third-youngest player and youngest quarterback in NFL history to be named Super Bowl MVP, earning the honors for his performance in Super Bowl LIV vs. the San Francisco 49ers.

🏈 In the AFC Championship Game against Tennessee (1/19/20) became the first player in Chiefs franchise history to ever record multiple passing touchdowns and a rushing touchdown (three passing, one rushing) in a postseason game.

🏈 Became the first player in NFL history to record 300+ passing yards, five or more passing touchdowns and 50+ rushing yards in a playoff game in the AFC Divisional Round against Houston (1/12/20).

🏈 Threw five touchdown passes in the 2020 AFC Divisional Round, the most in a single-game in Chiefs postseason history and tied for the fourth-most in NFL history. Four of his five touchdowns came in the second quarter, making him just the second player in NFL postseason history (QB Doug Williams in Super Bowl XXII) with four passing touchdowns in a single quarter.

### Honors:

🏈 Selected to the Pro Bowl following the 2018, 2019, 2020, 2021, 2022 and 2023 seasons.

🏈 Named an AP All-Pro following the 2018 and 2022 seasons (first-team) and the 2020 season (second-team).

🏈 Received PFWA All-AFC Team honors in 2018 and 2020.

🏈 Voted by teammates as an offensive team captain for the postseason in each of his seven seasons as the starter (2018-23).

🏈 2023 Chiefs Derrick Thomas Most Valuable Player.

🏈 2023 Week 12 AFC Offensive Player of the Week.

🏈 Super Bowl LVIII MVP.

- 🏆 Voted the ESPY Best Male Athlete and ESPY Best NFL Player following the 2022 season.
- 🏆 2022 Chiefs Derrick Thomas Most Valuable Player.
- 🏆 Super Bowl LVII MVP.
- 🏆 2022 NFL Most Valuable Player.
- 🏆 November 2022 AFC Offensive Player of the Month.
- 🏆 2022 Weeks 1 and 4 AFC Offensive Player of the Week.
- 🏆 December 2021 AFC Offensive Player of the Month.
- 🏆 2021 Weeks 1 and 10 AFC Offensive Player of the Week.
- 🏆 2020 Sports Illustrated Sportsperson of the Year.
- 🏆 2020 TSN All-NFL Team.
- 🏆 November 2020 AFC Offensive Player of the Month.
- 🏆 2020 Weeks 3 and 8 AFC Offensive Player of the Week.
- 🏆 Super Bowl LIV MVP.
- 🏆 September 2019 AFC Offensive Player of Month.
- 🏆 2019 Week 2 AFC Offensive Player of Week.
- 🏆 2019 ESPY Best NFL Player.

- 🏆 2019 Week 2 FedEx Air Player of the Week.
- 🏆 2018 Chiefs Derrick Thomas Most Valuable Player.
- 🏆 2018 Bert Bell Award.
- 🏆 2018 NFL Most Valuable Player.
- 🏆 2018 AP, NFL, PFWA, SI and the 101 Awards Offensive Player of the Year.
- 🏆 2018 PFW All-NFL Team.
- 🏆 2018 FedEx Air Player of the Year.
- 🏆 2018 Weeks 1, 2, 7 and 8 AFC Offensive Player of the Week.
- 🏆 2018 Weeks 2, 7 and 8 FedEx Air Player of the Week.
- 🏆 September 2018 AFC Player of the Month.

**Transactions:**

Signed contract extension with Kansas City (7/6/20) ... Originally entered the NFL as a first-round pick (10th overall) by the Kansas City Chiefs in the 2017 NFL Draft.

**COLLEGE**

A three-year starter at Texas Tech, Mahomes finished his Red Raider career with 857 completions on 1,349 attempts (63.5 pct.) ... Totaled 11,252 yards, 93 touchdowns and 845 rushing yards ... Began his career by starting the Red Raiders final four games as a true freshman, passing for 1,547 yards and 16 touchdowns with a 56.8 completion percentage with one of those games being a 598-yard, six-touchdown effort against a top-10 team in Baylor ... Gathered honorable mention All-Big 12 notice as a freshman in 2014 and was additionally honored in 2015 after starting every game and leading the FBS with 393 yards of total offense per game (totaled 4,653 yards, 36 TDs, 15 INTs, 63.5 completion percentage) ... Was a second-team All-Conference pick in his final season at Tech in 2016, leading the FBS with 421 passing yards per game (5,052 total, 41 TDs, 10 INTs, 65.7 completion percentage) ... Set a (then) NCAA record with 819 yards of total offense, while also tying the NCAA mark for passing yards with 734 vs. No. 16 Oklahoma on Oct. 23.

**PERSONAL**

- 🏆 Attended Whitehouse (Texas) High School where he earned several honors: MaxPreps 2013-14 National Male Athlete of the Year, 2013 Texas *Associated Press* Sports Editors High School Football Player of the Year, *Associated Press* Class 4A Offensive Player of the Year and All-East Texas Most Valuable Player.
- 🏆 A three-sport star as a prep, Mahomes also lettered in basketball and baseball, where he was selected by the Detroit Tigers in the 2014 Major League Baseball First-Year Player Draft in the 37th Round (No. 1,120 overall selection).
- 🏆 Father, Pat, pitched 11 years in Major League Baseball with six organizations, including five years with the Minnesota Twins.
- 🏆 Studied marketing at Texas Tech.
- 🏆 In 2019, founded the 15 and the Mahomies Foundation which is dedicated to improving the lives of children. The foundation supports initiatives that focus on health, wellness, communities in need of resources and other charitable causes.
- 🏆 Hometown: Tyler, Texas.

**PATRICK MAHOMES' NFL REGULAR SEASON PASSING STATISTICS**

DATE	TEAM	GP	GS	ATT.	CMP.	PCT.	YDS	AVG.	TD	INT.	LG	SK	LST	RATE
2017	Chiefs	1	1	35	22	62.9	284	8.1	0	1	51	2	15	76.4
2018	Chiefs	16	16	580	383	66.0	5,097	8.8	50	12	89t	26	171	113.8
2019	Chiefs	14	14	484	319	65.9	4,031	8.3	26	5	83t	17	127	105.3
2020	Chiefs	15	15	588	390	66.3	4,740	8.1	38	6	75t	22	147	108.2
2021	Chiefs	17	17	658	436	66.3	4,839	7.4	37	13	75t	28	146	98.5
2022	Chiefs	17	17	648	435	67.1	5,250	8.1	41	12	67	26	188	105.2
2023	Chiefs	16	16	597	401	67.2	4,183	7.0	27	14	67	27	186	92.6
2024	Chiefs	12	12	427	292	68.4	2,979	7.0	19	11	54t	32	222	92.2
<b>TOTALS</b>		<b>108</b>	<b>108</b>	<b>4,017</b>	<b>2,678</b>	<b>66.7</b>	<b>31,403</b>	<b>7.8</b>	<b>238</b>	<b>74</b>	<b>89T</b>	<b>180</b>	<b>1,202</b>	<b>102.3</b>

**PATRICK MAHOMES' NFL POSTSEASON PASSING STATISTICS**

DATE	TEAM	GP	GS	ATT.	CMP.	PCT.	YDS	AVG.	TD	INT.	LG	SK	LST	RATE
2017	Chiefs	0	0	0	0	0.0	0	0.0	0	0	0	0	0	0.0
2018	Chiefs	2	2	72	43	59.7	573	8.0	3	0	54	8	71	98.9
2019	Chiefs	3	3	112	72	64.3	901	8.0	10	2	60t	6	20	111.5
2020	Chiefs	3	3	117	76	65.0	850	7.3	4	2	71	4	27	90.8
2021	Chiefs	3	3	122	89	73.0	1,057	8.7	11	3	64t	9	81	118.8
2022	Chiefs	3	3	100	72	72.0	703	7.0	7	0	29	3	11	114.7
2023	Chiefs	4	4	149	104	69.8	1,051	7.1	6	1	52	5	19	100.3
<b>TOTALS</b>		<b>18</b>	<b>18</b>	<b>672</b>	<b>456</b>	<b>67.9</b>	<b>5,135</b>	<b>7.6</b>	<b>41</b>	<b>8</b>	<b>71</b>	<b>35</b>	<b>229</b>	<b>105.8</b>





PATRICK MAHOMES' NFL REGULAR SEASON RUSHING STATISTICS

DATE	TEAM	NO.	YDS.	AVG.	LG	TD
2017	Chiefs	7	10	1.4	5	0
2018	Chiefs	60	272	4.5	28	2
2019	Chiefs	43	218	5.1	25	2
2020	Chiefs	62	308	5.0	24	2
2021	Chiefs	66	381	5.8	32	2
2022	Chiefs	61	358	5.9	20	4
2023	Chiefs	75	389	5.2	25	0
2024	Chiefs	46	231	5.0	33	1
<b>TOTALS</b>		<b>420</b>	<b>2,167</b>	<b>5.2</b>	<b>33</b>	<b>13</b>

PATRICK MAHOMES' NFL POSTSEASON RUSHING STATISTICS

DATE	TEAM	NO.	YDS.	AVG.	LG	TD
2017	Chiefs	0	0	0.0	0	0
2018	Chiefs	5	19	3.8	9	1
2019	Chiefs	24	136	5.7	27t	2
2020	Chiefs	13	52	4.0	13	1
2021	Chiefs	13	117	9.0	34	1
2022	Chiefs	12	60	5.0	26	0
2023	Chiefs	23	141	6.1	28	0
<b>TOTALS</b>		<b>90</b>	<b>525</b>	<b>5.8</b>	<b>34</b>	<b>5</b>

SINGLE-GAME HIGHS: QUARTERBACK

<b>Pass Attempts</b>	68 vs. Tennessee, Nov 06, 2022 54 vs. Buffalo, Oct 10, 2021 53 vs. Baltimore, Dec 09, 2018 50 at Las Vegas, Nov 14, 2021 50 at Tennessee, Nov 10, 2019	<b>Passer Rating</b>	154.8 at Pittsburgh, Sep 16, 2018 144.4 vs. N.Y. Jets, Nov 01, 2020 144.2 at Arizona, Sep 11, 2022 143.2 at Jacksonville, Sep 08, 2019 139.2 vs. Las Vegas, Dec 12, 2021
<b>Pass Completions</b>	43 vs. Tennessee, Nov 06, 2022 37 at Tampa Bay, Nov 29, 2020 36 at Houston, Dec 18, 2022 36 at Tennessee, Nov 10, 2019 35 at Las Vegas, Nov 14, 2021 ...1 more at 35.	<b>Rush Attempts</b>	10 vs. Las Vegas, Dec 25, 2023 10 at Buffalo, Oct 19, 2020 9 at Denver, Jan 08, 2022 9 at Oakland, Dec 02, 2018 8 vs. Buffalo, Oct 10, 2021 ...1 more at 8.
<b>Yards Passing</b>	478 at L.A. Rams, Nov 19, 2018 462 at Tampa Bay, Nov 29, 2020 446 vs. Tennessee, Nov 06, 2022 446 at Tennessee, Nov 10, 2019 443 at Oakland, Sep 15, 2019	<b>Rushing Yards</b>	63 vs. Tennessee, Nov 06, 2022 61 vs. Buffalo, Oct 10, 2021 60 at Carolina, Nov 24, 2024 59 at L.A. Chargers, Nov 18, 2019 54 at Denver, Jan 08, 2022 ...2 more at 54.
<b>TD Passes</b>	6 at L.A. Rams, Nov 19, 2018 6 at Pittsburgh, Sep 16, 2018 5 at Arizona, Sep 11, 2022 5 at Las Vegas, Nov 14, 2021 ...2 more at 5.	<b>Rushing Average</b>	7.6 vs. Buffalo, Oct 10, 2021 7.3 at N.Y. Jets, Oct 01, 2023 6.0 at Denver, Jan 08, 2022 5.8 at Oakland, Dec 02, 2018 5.6 vs. Jacksonville, Nov 13, 2022
<b>Long Passes</b>	89t vs. Oakland, Dec 30, 2018 83t vs. Baltimore, Sep 22, 2019 75t vs. Cleveland, Sep 12, 2021 75t at Tampa Bay, Nov 29, 2020 75t at New England, Oct 14, 2018	<b>Longest Runs</b>	33 at Carolina, Nov 24, 2024 33 at San Francisco, Oct 20, 2024 32 at L.A. Chargers, Dec 16, 2021 28 at Oakland, Dec 02, 2018 25 at N.Y. Jets, Oct 01, 2023 ...2 more at 25.
<b>Completion Percentage</b>	87.8 at Houston, Dec 18, 2022 83.3 vs. Las Vegas, Dec 12, 2021 82.1 at Pittsburgh, Sep 16, 2018 80.8 at Buffalo, Oct 19, 2020 80.0 at Philadelphia, Oct 03, 2021	<b>Rushing TDs</b>	1 at San Francisco, Oct 20, 2024 1 vs. Seattle, Dec 24, 2022 1 at Houston, Dec 18, 2022 ...10 more at 1.



SINGLE-GAME HIGHS - POSTSEASON: QUARTERBACK

<b>Pass Attempts</b>	49 at Tampa Bay, Feb 07, 2021 46 vs. San Francisco, Feb 11, 2024 44 vs. Buffalo, Jan 23, 2022 43 vs. Cincinnati, Jan 29, 2023 41 vs. Miami, Jan 13, 2024 ...2 more at 41.	<b>Passer Rating</b>	138.2 vs. Pittsburgh, Jan 16, 2022 134.6 vs. Houston, Jan 12, 2020 131.8 at Philadelphia, Feb 12, 2023 131.6 at Buffalo, Jan 21, 2024 127.6 vs. Buffalo, Jan 24, 2021
<b>Pass Completions</b>	34 vs. San Francisco, Feb 11, 2024 33 vs. Buffalo, Jan 23, 2022 30 at Baltimore, Jan 28, 2024 30 vs. Pittsburgh, Jan 16, 2022 29 vs. Cincinnati, Jan 29, 2023 ...1 more at 29.	<b>Rush Attempts</b>	10 vs. San Francisco, Feb 02, 2020 9 vs. San Francisco, Feb 11, 2024 7 vs. Buffalo, Jan 23, 2022 7 vs. Tennessee, Jan 19, 2020 7 vs. Houston, Jan 12, 2020
<b>Yards Passing</b>	404 vs. Pittsburgh, Jan 16, 2022 378 vs. Buffalo, Jan 23, 2022 333 vs. San Francisco, Feb 11, 2024 326 vs. Cincinnati, Jan 29, 2023 325 vs. Buffalo, Jan 24, 2021	<b>Rushing Yards</b>	69 vs. Buffalo, Jan 23, 2022 66 vs. San Francisco, Feb 11, 2024 54 vs. Tennessee, Jan 19, 2020 53 vs. Houston, Jan 12, 2020 44 at Philadelphia, Feb 12, 2023
<b>TD Passes</b>	5 vs. Pittsburgh, Jan 16, 2022 5 vs. Houston, Jan 12, 2020 3 at Philadelphia, Feb 12, 2023 3 vs. Cincinnati, Jan 30, 2022 ...4 more at 3.	<b>Rushing Average</b>	9.9 vs. Buffalo, Jan 23, 2022 7.7 vs. Tennessee, Jan 19, 2020 7.6 vs. Houston, Jan 12, 2020 7.3 vs. San Francisco, Feb 11, 2024 2.9 vs. San Francisco, Feb 02, 2020
<b>Long Passes</b>	71 vs. Buffalo, Jan 24, 2021 64t vs. Buffalo, Jan 23, 2022 60t vs. Tennessee, Jan 19, 2020 54 vs. New England, Jan 20, 2019 52 vs. San Francisco, Feb 11, 2024	<b>Longest Runs</b>	34 vs. Buffalo, Jan 23, 2022 28 vs. Miami, Jan 13, 2024 27t vs. Tennessee, Jan 19, 2020 26 at Philadelphia, Feb 12, 2023 24 at Buffalo, Jan 21, 2024
<b>Completion Percentage</b>	77.8 at Philadelphia, Feb 12, 2023 76.9 at Baltimore, Jan 28, 2024 76.9 vs. Pittsburgh, Jan 16, 2022 76.3 vs. Buffalo, Jan 24, 2021 75.0 vs. Buffalo, Jan 23, 2022	<b>Rushing TDs</b>	1 vs. Buffalo, Jan 23, 2022 1 vs. Cleveland, Jan 17, 2021 1 vs. San Francisco, Feb 02, 2020 ...2 more at 1.

## 300-YARD PASSING GAMES (47): REGULAR SEASON

DATE	TEAM	NO.	YDS.	AVG.	LG	TD
09/16/18	at Steelers	23	326	14.2	40	6
09/23/18	49ERS	24	314	13.1	42	3
10/01/18	at Broncos	28	304	10.9	35	1
10/07/18	JAGUARS	22	313	14.2	40	0
10/14/18	at Patriots	23	352	15.3	75t	4
10/21/18	BENGALS	28	358	12.8	50	4
10/28/18	BRONCOS	24	303	12.6	40	4
11/04/18	at Browns	23	375	16.3	50t	3
11/19/18	at Rams	33	478	14.5	73t	6
12/09/18	RAVENS	35	377	10.8	48	2
09/08/19	at Jaguars	25	378	15.1	68t	3
09/15/19	at Raiders	30	443	14.8	44t	4
09/22/19	RAVENS	27	374	13.9	83t	3
09/29/19	at Lions	24	315	13.1	33	0
10/06/19	COLTS	22	321	14.6	31	1
11/10/19	at Titans	36	446	12.4	63t	3
12/15/19	BRONCOS	27	340	12.6	41t	2
09/20/20	at Chargers	27	302	11.2	54t	2
09/28/20	at Ravens	31	385	12.4	49t	4
10/11/20	RAIDERS	22	340	15.5	37	2
11/01/20	JETS	31	416	13.4	41t	5
11/08/20	PANTHERS	30	372	12.4	44	4
11/22/20	at Raiders	34	348	10.2	22t	2
11/29/20	at Buccaneers	37	462	12.5	75t	3
12/06/20	BRONCOS	25	318	12.7	30	1
12/13/20	at Dolphins	24	393	16.4	44t	2
09/12/21	BROWNS	27	337	12.5	75t	3
09/19/21	at Ravens	24	343	14.3	46t	3
10/17/21	at Commanders	32	397	12.4	49	2
11/14/21	at Raiders	35	406	11.6	38t	5
12/16/21	at Chargers	31	410	13.2	69	3
09/11/22	at Cardinals	30	360	12.0	35	5
10/16/22	BILLS	25	338	13.5	42t	2
10/23/22	at 49ers	25	423	16.9	57	3
11/06/22	TITANS	43	446	10.4	33	1
11/13/22	JAGUARS	26	331	12.7	46	4
11/20/22	at Chargers	20	329	16.5	40	3
11/27/22	RAMS	27	320	11.9	39t	1
12/11/22	at Broncos	28	352	12.6	56t	3
12/18/22	at Texans	36	336	9.3	21	2
01/01/23	BRONCOS	29	328	11.3	38	3
09/17/23	at Jaguars	29	305	10.5	54	2
10/12/23	BRONCOS	30	306	10.2	40	1
10/22/23	CHARGERS	32	424	13.3	53	4
12/17/23	at Patriots	27	305	11.3	48	2
10/07/24	SAINTS	28	331	11.8	50	0
11/29/24	RAIDERS	26	306	11.8	34	1

## 300-YARD PASSING GAMES (6): POSTSEASON

DATE	TEAM	NO.	YDS.	AVG.	LG	TD
01/12/20	TEXANS	23	321	14.0	48	5
01/24/21	BILLS	29	325	11.2	71	3
01/16/22	STEELERS	30	404	13.5	48t	5
01/23/22	BILLS	33	378	11.5	64t	3
01/29/23	BENGALS	29	326	11.2	29	2
02/11/24	49ERS	34	333	9.8	52	2

2017 GAME-BY-GAME REGULAR-SEASON STATISTICS (CHIEFS)

DATE	OPPONENT	P/S	PASSING										RUSHING				W/L	SCORE					
			ATT	CMP	YDS	PCT	Y/A	Y/C	TD	INT	LG	SK/YD	RATE	ATT	YDS	LG			TD				
09/07	at Patriots																					W	42-27
09/17	Eagles																					W	27-20
09/24	at Chargers																					W	24-10
10/02	Redskins																					W	29-20
10/08	at Texans																					W	42-34
10/15	Steelers																					L	13-19
10/19	at Raiders																					L	30-31
10/30	Broncos																					W	29-19
11/05	at Cowboys																					L	17-28
11/19	at Giants																					L	9-12+
11/26	Bills																					L	10-16
12/03	at Jets																					L	31-38
12/10	Raiders																					W	26-15
12/16	Chargers																					W	30-13
12/24	Dolphins																					W	29-13
12/31	at Broncos	S	35	22	284	62.9	8.1	12.9	0	1	51	2/15	76.4	7	10	5	0	0	0	0	0	W	27-24
<b>2017 TOTALS</b>		<b>1-1</b>	<b>35</b>	<b>22</b>	<b>284</b>	<b>62.9</b>	<b>8.1</b>	<b>12.9</b>	<b>0</b>	<b>1</b>	<b>51</b>	<b>2/15</b>	<b>76.4</b>	<b>7</b>	<b>10</b>	<b>5</b>	<b>0</b>	<b>0</b>	<b>0</b>	<b>0</b>	<b>0</b>	<b>10-6</b>	

+ - Overtime

2018 GAME-BY-GAME REGULAR-SEASON STATISTICS (CHIEFS)

DATE	OPPONENT	P/S	PASSING										RUSHING				W/L	SCORE					
			ATT	CMP	YDS	PCT	Y/A	Y/C	TD	INT	LG	SK/YD	RATE	ATT	YDS	LG			TD				
09/09	at Chargers	S	27	15	256	55.6	9.5	17.1	4	0	58t	1/0	127.5	5	21	8	0	0	0	0	0	W	38-28
09/16	at Steelers	S	28	23	326	82.1	11.6	14.2	6	0	40	1/4	154.8	5	18	10	0	0	0	0	0	W	42-37
09/23	49ers	S	38	24	314	63.2	8.3	13.1	3	0	42	2/7	115.5	5	7	7	0	0	0	0	0	W	38-27
10/01	at Broncos	S	45	28	304	62.2	6.8	10.9	1	0	35	1/0	89.5	3	7	8t	1	0	0	0	0	W	27-23
10/07	Jaguars	S	38	22	313	57.9	8.2	14.2	0	2	40	1/15	62.7	4	13	11	1	0	0	0	0	W	30-14
10/14	at Patriots	S	36	23	352	63.9	9.8	15.3	4	2	75t	0/0	110.0	2	9	6	0	0	0	0	0	L	40-43
10/21	Bengals	S	39	28	358	71.8	9.2	12.8	4	1	50	2/5	123.7	4	45	23	0	0	0	0	0	W	45-10
10/28	Broncos	S	34	24	303	70.6	8.9	12.6	4	1	40	2/12	125.0	2	-1	1	0	0	0	0	0	W	30-23
11/04	at Browns	S	32	23	375	71.9	11.7	16.3	3	1	50t	2/15	129.0	2	18	15	0	0	0	0	0	W	37-21
11/11	Cardinals	S	28	21	249	75.0	8.9	11.9	2	0	38	5/37	125.4	4	21	14	0	0	0	0	0	W	26-14
11/19	at Rams	S	46	33	478	71.7	10.4	14.5	6	3	73t	3/30	117.6	6	28	7	0	0	0	0	0	L	51-54
12/02	at Raiders	S	38	23	295	60.5	7.8	12.8	4	0	38	0/0	120.0	9	52	28	0	0	0	0	0	W	40-33
12/09	Ravens	S	53	35	377	66.0	7.1	10.8	2	1	48	3/29	91.5	2	-3	2	0	0	0	0	0	W	27-24+
12/13	Chargers	S	34	24	243	70.6	7.1	10.1	2	0	33	2/9	110.3	2	3	2	0	0	0	0	0	L	28-29
12/23	at Seahawks	S	40	23	273	57.5	6.8	11.9	3	0	32	1/8	103.4	3	33	22	0	0	0	0	0	L	31-38
12/30	Raiders	S	24	14	281	58.3	11.7	20.1	2	1	89t	0/0	109.9	2	1	2	0	0	0	0	0	W	35-3
<b>2018 TOTALS</b>		<b>16-16</b>	<b>580</b>	<b>383</b>	<b>5,097</b>	<b>66.0</b>	<b>8.8</b>	<b>13.3</b>	<b>50</b>	<b>12</b>	<b>89T</b>	<b>26/171</b>	<b>113.8</b>	<b>60</b>	<b>272</b>	<b>28</b>	<b>2</b>	<b>2</b>	<b>2</b>	<b>2</b>	<b>12-4</b>		

+ - Overtime

2019 GAME-BY-GAME REGULAR-SEASON STATISTICS (CHIEFS)

DATE	OPPONENT	P/S	PASSING										RUSHING				W/L	SCORE					
			ATT	CMP	YDS	PCT	Y/A	Y/C	TD	INT	LG	SK/YD	RATE	ATT	YDS	LG			TD				
09/08	at Jaguars	S	33	25	378	75.8	11.5	15.1	3	0	68t	0/0	143.2	1	2	2	0	0	0	0	0	W	40-26
09/15	at Raiders	S	44	30	443	68.2	10.1	14.8	4	0	44t	2/7	131.2	1	-1	-1	0	0	0	0	0	W	28-10
09/22	Ravens	S	37	27	374	73.0	10.1	13.9	3	0	83t	1/11	132.0	4	9	11	0	0	0	0	0	W	33-28
09/29	at Lions	S	42	24	315	57.1	7.5	13.1	0	0	33	0/0	81.0	6	54	25	0	0	0	0	0	W	34-30
10/06	Colts	S	39	22	321	56.4	8.2	14.6	1	0	31	4/33	91.9	3	17	14	0	0	0	0	0	L	13-19
10/13	Texans	S	35	19	273	54.3	7.8	14.4	3	1	52	1/17	96.5	1	-1	-1	0	0	0	0	0	L	24-31
10/17	at Broncos	S	11	10	76	90.9	6.9	7.6	1	0	21t	0/0	125.8	1	2	2	0	0	0	0	0	W	30-6
10/27	Packers																					L	24-31
11/03	Vikings																					W	26-23
11/10	at Titans	S	50	36	446	72.0	8.9	12.4	3	0	63t	2/13	119.2	0	0	0	0	0	0	0	0	L	32-35
11/18	at Chargers	S	32	19	182	59.4	5.7	9.6	1	1	31	1/2	72.7	5	59	24	0	0	0	0	0	W	24-17
12/01	Raiders	S	29	15	175	51.7	6.0	11.7	1	0	47	1/12	81.8	3	25	13t	1	0	0	0	0	W	40-9
12/08	at Patriots	S	40	26	283	65.0	7.1	10.9	1	1	48t	1/12	83.6	6	6	5	0	0	0	0	0	W	23-16
12/15	Broncos	S	34	27	340	79.4	10.0	12.6	2	1	41t	3/13	115.7	3	11	7	0	0	0	0	0	W	23-3
12/22	at Bears	S	33	23	251	69.7	7.6	10.9	2	0	19	1/7	112.1	2	14	12t	1	0	0	0	0	W	26-3
12/29	Chargers	S	25	16	174	64.0	7.0	10.9	1	1	47	0/0	81.1	7	21	11	0	0	0	0	0	W	31-21
<b>2019 TOTALS</b>		<b>14-14</b>	<b>484</b>	<b>319</b>	<b>4,031</b>	<b>65.9</b>	<b>8.3</b>	<b>12.6</b>	<b>26</b>	<b>5</b>	<b>83T</b>	<b>17/127</b>	<b>105.3</b>	<b>43</b>	<b>218</b>	<b>25</b>	<b>2</b>	<b>2</b>	<b>2</b>	<b>2</b>	<b>12-4</b>		







2022 GAME-BY-GAME POSTSEASON STATISTICS (CHIEFS)

DATE	OPPONENT	P/S	PASSING											RUSHING				W/L	SCORE
			ATT	CMP	YDS	PCT	Y/A	Y/C	TD	INT	LG	SK/YD	RATE	ATT	YDS	LG	TD		
01/21	Jaguars	S	30	22	195	73.3	6.5	8.9	2	0	27	0/0	112.5	3	8	5	0	W	27-20
01/29	Bengals	S	43	29	326	67.4	7.6	11.2	2	0	29	3/11	105.4	3	8	5	0	W	23-20
02/12	at Eagles	S	27	21	182	77.8	6.7	8.7	3	0	22	0/0	131.8	6	44	26	0	W	38-35
<b>2022 TOTALS</b>		<b>3-3</b>	<b>100</b>	<b>72</b>	<b>703</b>	<b>72.0</b>	<b>7.0</b>	<b>9.8</b>	<b>7</b>	<b>0</b>	<b>29</b>	<b>3/11</b>	<b>114.7</b>	<b>12</b>	<b>60</b>	<b>26</b>	<b>0</b>	<b>3-0</b>	

2023 GAME-BY-GAME POSTSEASON STATISTICS (CHIEFS)

DATE	OPPONENT	P/S	PASSING											RUSHING				W/L	SCORE
			ATT	CMP	YDS	PCT	Y/A	Y/C	TD	INT	LG	SK/YD	RATE	ATT	YDS	LG	TD		
01/13	Dolphins	S	41	23	262	56.1	6.4	11.4	1	0	39	0/0	83.6	2	41	28	0	W	26-7
01/21	at Bills	S	23	17	215	73.9	9.3	12.6	2	0	32	0/0	131.6	6	19	24	0	W	27-24
01/28	at Ravens	S	39	30	241	76.9	6.2	8.0	1	0	32	2/11	100.5	6	15	11	0	W	17-10
02/11	49ers	S	46	34	333	73.9	7.2	9.8	2	1	52	3/8	99.3	9	66	22	0	W	25-22+
<b>2023 TOTALS</b>		<b>4-4</b>	<b>149</b>	<b>104</b>	<b>1,051</b>	<b>69.8</b>	<b>7.1</b>	<b>10.1</b>	<b>6</b>	<b>1</b>	<b>52</b>	<b>5/19</b>	<b>100.3</b>	<b>23</b>	<b>141</b>	<b>28</b>	<b>0</b>	<b>4-0</b>	

+ - Overtime





# TRENT MCDUFFIE

**CORNERBACK #22**  
**WASHINGTON**



**3RD** YEAR IN THE NFL

**3RD** YEAR WITH THE CHIEFS

**HEIGHT:** 5'11"  
**WEIGHT:** 193 LBS  
**DRAFTED:** D1A-22  
**BIRTHDAY:** 9/13/00

- McDuffie enters his third season with the Chiefs in 2024.
- Originally entered the NFL as the first of two first-round picks (21st overall) by the Kansas City Chiefs in the 2022 NFL Draft.

**Career Highlights:**

- Tied for the second-most sacks for a cornerback in NFL history in a player's first two seasons (4.0).
- Tied for the third-most sacks by a cornerback in Chiefs history and holds the Chiefs record for most sacks by a cornerback in a player's first two seasons (4.0).

- Recorded 10 quarterback pressures in his first two seasons, the second-most in NFL history for a defensive back.

**Honors:**

- 2023 first-team AP All-Pro selection.

**Transactions:**

Originally entered the NFL as the first of two first-round picks (21st overall) by the Kansas City Chiefs in the 2022 NFL Draft.

**COLLEGE**

Three-year letterwinner at Washington ... Played 28 games, logging 94 tackles (71 solo), two interceptions, 10 passes defensed, three forced fumbles and three fumble recoveries ... Named to the 2021 All-Pac-12 first-team and 2020 All-Pac-12 second-team ... Named the team's Most Outstanding Defensive Player at the postseason awards banquet.

**PERSONAL**

- Spent three years on varsity at St. John Bosco.
- As a senior, led St. John Bosco to a 13-1 overall record and advanced to the championship game of the CIF Southern Section Division 1 playoffs in 2018.
- Returned a blocked punt for a TD in the title game.
- Finished the year ranked No. 3 in the nation by USA Today.
- Named to USA Today's All-California second-team following his senior season, as well as All-CIF Southern Section in 2018 and CalHiSports.com All-State second-team.
- In 2017, team went 12-3 and made it to the CIF-SS Division I championship game.
- Ranked No. 3 in the country following the 2017 season.
- As a sophomore, helped the Braves to a 13-2 mark, the Southern Section Division 1 championship and a win over De La Salle in the Open Division state championship.
- Finished the 2016 season ranked No. 2 in the nation.
- Chosen to play in the All-American Bowl following his senior year.

**TRENT MCDUFFIE'S NFL REGULAR SEASON DEFENSIVE STATISTICS**

DATE	TEAM	GP	GS	TACKLES							INTERCEPTIONS					O. FUMB				ST				MISC				
				TK	S	A	TFL	YDS	SK	YDS	QBH	NO	YDS	LG	TD	PD	FF	FR	TD	YDS	TK	S	A	FF	FR	S	A	
2022	Chiefs	11	11	44	28	16	1	2	1.0	12.0	1	0	0	0	7	1	0	0	0	0	0	0	0	0	0	0	0	0
2023	Chiefs	16	16	80	60	20	3	15	3.0	24.0	9	0	0	0	7	5	0	0	0	0	0	0	0	0	0	0	0	
2024	Chiefs	12	12	43	30	13	3	3	0.5	0.0	4	0	0	0	6	0	0	0	0	0	0	0	0	0	0	0	0	
<b>NFL TOTALS</b>		<b>39</b>	<b>39</b>	<b>167</b>	<b>118</b>	<b>49</b>	<b>7</b>	<b>20</b>	<b>4.5</b>	<b>36.0</b>	<b>14</b>	<b>0</b>	<b>0</b>	<b>0</b>	<b>20</b>	<b>6</b>	<b>0</b>	<b>0</b>	<b>0</b>	<b>0</b>	<b>0</b>	<b>0</b>	<b>0</b>	<b>0</b>	<b>0</b>	<b>0</b>	<b>0</b>	

**TRENT MCDUFFIE'S NFL POSTSEASON DEFENSIVE STATISTICS**

DATE	TEAM	GP	GS	TACKLES							INTERCEPTIONS					O. FUMB				ST				MISC			
				TK	S	A	TFL	YDS	SK	YDS	QBH	NO	YDS	LG	TD	PD	FF	FR	TD	YDS	TK	S	A	FF	FR	S	A
2022	Chiefs	3	3	15	13	2	1	0	0.0	0.0	0	0	0	0	3	1	0	0	0	0	0	0	0	0	0	0	0
2023	Chiefs	4	4	12	8	4	2	10	0.0	0.0	2	0	0	0	7	0	1	0	0	0	0	0	0	0	0	0	0
<b>NFL TOTALS</b>		<b>7</b>	<b>7</b>	<b>27</b>	<b>21</b>	<b>6</b>	<b>3</b>	<b>10</b>	<b>0.0</b>	<b>0.0</b>	<b>2</b>	<b>0</b>	<b>0</b>	<b>0</b>	<b>10</b>	<b>1</b>	<b>1</b>	<b>0</b>	<b>0</b>	<b>0</b>	<b>0</b>	<b>0</b>	<b>0</b>	<b>0</b>	<b>0</b>	<b>0</b>	<b>0</b>





SINGLE-GAME HIGHS: DEFENSIVE

<b>Total Tackles</b>	11 vs. Miami, Nov 05, 2023 8 vs. Detroit, Sep 07, 2023 7 at Las Vegas, Jan 07, 2023 7 vs. Denver, Jan 01, 2023 7 vs. Jacksonville, Nov 13, 2022	<b>Passes Defensed</b>	3 at Minnesota, Oct 08, 2023 2 vs. L.A. Rams, Nov 27, 2022 2 vs. Jacksonville, Nov 13, 2022 1 at Carolina, Nov 24, 2024 1 vs. Tampa Bay, Nov 04, 2024 ...11 more at 1.
<b>Solo Tackles</b>	8 vs. Miami, Nov 05, 2023 6 at Minnesota, Oct 08, 2023 6 vs. Detroit, Sep 07, 2023 6 at Las Vegas, Jan 07, 2023 5 vs. Denver, Nov 10, 2024 ...3 more at 5.	<b>Forced Fumbles</b>	1 vs. Philadelphia, Nov 20, 2023 1 vs. Miami, Nov 05, 2023 1 vs. Denver, Oct 12, 2023 ...3 more at 1.
<b>Sacks</b>	2.0 vs. Philadelphia, Nov 20, 2023 1.0 vs. Buffalo, Dec 10, 2023 1.0 vs. Denver, Jan 01, 2023 0.5 at Carolina, Nov 24, 2024	<b>Tackles For Loss</b>	2 vs. Philadelphia, Nov 20, 2023 1 vs. Denver, Nov 10, 2024 1 at San Francisco, Oct 20, 2024 1 at L.A. Chargers, Sep 29, 2024 ...2 more at 1.

SINGLE-GAME HIGHS - POSTSEASON: DEFENSIVE

<b>Total Tackles</b>	6 vs. Cincinnati, Jan 29, 2023 5 at Philadelphia, Feb 12, 2023 4 at Buffalo, Jan 21, 2024 4 vs. Miami, Jan 13, 2024 4 vs. Jacksonville, Jan 21, 2023	<b>Fumble Recoveries</b>	1 at Baltimore, Jan 28, 2024
<b>Solo Tackles</b>	6 vs. Cincinnati, Jan 29, 2023 4 at Philadelphia, Feb 12, 2023 3 vs. Miami, Jan 13, 2024 3 vs. Jacksonville, Jan 21, 2023 2 vs. San Francisco, Feb 11, 2024 ...1 more at 2.	<b>Tackles For Loss</b>	1 at Buffalo, Jan 21, 2024 1 vs. Miami, Jan 13, 2024 1 vs. Cincinnati, Jan 29, 2023
<b>Passes Defensed</b>	3 vs. San Francisco, Feb 11, 2024 2 at Baltimore, Jan 28, 2024 2 vs. Miami, Jan 13, 2024 2 vs. Cincinnati, Jan 29, 2023 1 vs. Jacksonville, Jan 21, 2023		

2022 GAME-BY-GAME REGULAR-SEASON STATISTICS (CHIEFS)

DATE	OPPONENT	P/S	TACKLES								INTERCEPTIONS					O. FUMB				ST				MISC		W/L	SCORE						
			TK	S	A	SK	YDS	TFL	YDS	QBH	NO	YDS	LG	TD	PD	FF	FR	TD	YDS	TK	S	A	FF	FR	S			A					
09/11	at Cardinals	S	1	1	0	0.0	0.0	0	0	0	0	0	0	0	0	0	0	0	0	0	0	0	0	0	0	0	0	0	0	0	0	W	44-21
09/15	Chargers																														W	27-24	
09/25	at Colts																														L	17-20	
10/02	at Buccaneers																														W	41-31	
10/10	Raiders																														W	30-29	
10/16	Bills																														L	20-24	
10/23	at 49ers																														W	44-23	
11/06	Titans	S	2	1	1	0.0	0.0	0	0	0	0	0	0	0	0	1	0	0	0	0	0	0	0	0	0	0	0	0	0	0	W	20-17+	
11/13	Jaguars	S	7	4	3	0.0	0.0	1	2	0	0	0	0	0	0	2	0	0	0	0	0	0	0	0	0	0	0	0	0	0	W	27-17	
11/20	at Chargers	S	6	3	3	0.0	0.0	0	0	0	0	0	0	0	0	0	0	0	0	0	0	0	0	0	0	0	0	0	0	0	W	30-27	
11/27	Rams	S	2	2	0	0.0	0.0	0	0	0	0	0	0	0	0	2	0	0	0	0	0	0	0	0	0	0	0	0	0	0	W	26-10	
12/04	at Bengals	S	6	4	2	0.0	0.0	0	0	0	0	0	0	0	0	0	0	0	0	0	0	0	0	0	0	0	0	0	0	0	L	24-27	
12/11	at Broncos	S	0	0	0	0.0	0.0	0	0	0	0	0	0	0	0	1	0	0	0	0	0	0	0	0	0	0	0	0	0	0	W	34-28	
12/18	at Texans	S	1	1	0	0.0	0.0	0	0	0	0	0	0	0	0	0	0	0	0	0	0	0	0	0	0	0	0	0	0	0	W	30-24+	
12/24	Seahawks	S	5	2	3	0.0	0.0	0	0	0	0	0	0	0	0	0	0	0	0	0	0	0	0	0	0	0	0	0	0	0	W	24-10	
01/01	Broncos	S	7	4	3	1.0	12.0	0	0	1	0	0	0	0	0	0	1	0	0	0	0	0	0	0	0	0	0	0	0	W	27-24		
01/07	at Raiders	S	7	6	1	0.0	0.0	0	0	0	0	0	0	0	0	1	0	0	0	0	0	0	0	0	0	0	0	0	0	W	31-13		
<b>2022 TOTALS</b>			<b>11-11</b>	<b>44</b>	<b>28</b>	<b>16</b>	<b>1.0</b>	<b>12.0</b>	<b>1</b>	<b>2</b>	<b>1</b>	<b>0</b>	<b>0</b>	<b>0</b>	<b>0</b>	<b>7</b>	<b>1</b>	<b>0</b>	<b>0</b>	<b>0</b>	<b>0</b>	<b>0</b>	<b>0</b>	<b>0</b>	<b>0</b>	<b>0</b>	<b>0</b>	<b>0</b>	<b>0</b>	<b>0</b>	<b>14-3</b>		

+ - Overtime



2023 GAME-BY-GAME REGULAR-SEASON STATISTICS (CHIEFS)

DATE	OPPONENT	P/S	TACKLES							INTERCEPTIONS					O. FUMB				ST				MISC		W/L	SCORE														
			TK	S	A	SK	YDS	TFL	YDS	QBH	NO	YDS	LG	TD	PD	FF	FR	TD	YDS	TK	S	A	FF	FR			S	A												
09/07	Lions	S	8	6	2	0.0	0.0	0	0	0	0	0	0	0	0	0	1	0	0	0	0	0	0	0	0	L	20-21													
09/17	at Jaguars	S	3	0	3	0.0	0.0	0	0	1	0	0	0	0	1	0	0	0	0	0	0	0	0	0	0	W	17-9													
09/24	Bears	S	5	3	2	0.0	0.0	0	0	0	0	0	0	0	0	1	0	0	0	0	0	0	0	0	W	41-10														
10/01	at Jets	S	6	5	1	0.0	0.0	0	0	0	0	0	0	0	0	0	0	0	0	0	0	0	0	0	W	23-20														
10/08	at Vikings	S	6	6	0	0.0	0.0	0	0	3	0	0	0	0	3	0	0	0	0	0	0	0	0	0	W	27-20														
10/12	Broncos	S	2	2	0	0.0	0.0	0	0	0	0	0	0	0	0	1	0	0	0	0	0	0	0	0	W	19-8														
10/22	Chargers	S	5	5	0	0.0	0.0	0	0	0	0	0	0	0	0	0	0	0	0	0	0	0	0	0	W	31-17														
10/29	at Broncos	S	5	4	1	0.0	0.0	0	0	1	0	0	0	0	0	0	0	0	0	0	0	0	0	0	L	9-24														
11/05	Dolphins	S	11	8	3	0.0	0.0	0	0	0	0	0	0	0	0	1	0	0	0	0	0	0	0	0	W	21-14														
11/20	Eagles	S	4	4	0	2.0	16.0	2	7	1	0	0	0	0	1	1	0	0	0	0	0	0	0	0	L	17-21														
11/26	at Raiders	S	2	2	0	0.0	0.0	0	0	1	0	0	0	0	1	0	0	0	0	0	0	0	0	0	W	31-17														
12/03	at Packers	S	5	2	3	0.0	0.0	0	0	0	0	0	0	0	0	0	0	0	0	0	0	0	0	0	L	19-27														
12/10	Bills	S	6	3	3	1.0	8.0	1	8	1	0	0	0	0	1	0	0	0	0	0	0	0	0	0	L	17-20														
12/17	at Patriots	S	1	1	0	0.0	0.0	0	0	0	0	0	0	0	0	0	0	0	0	0	0	0	0	0	W	27-17														
12/25	Raiders	S	5	4	1	0.0	0.0	0	0	1	0	0	0	0	0	0	0	0	0	0	0	0	0	0	L	14-20														
12/31	Bengals	S	6	5	1	0.0	0.0	0	0	0	0	0	0	0	0	0	0	0	0	0	0	0	0	0	W	25-17														
01/07	at Chargers																								W	13-12														
DID NOT PLAY																																								
<b>2023 TOTALS</b>			<b>16-16</b>	<b>80</b>	<b>60</b>	<b>20</b>	<b>3.0</b>	<b>24.0</b>	<b>3</b>	<b>15</b>	<b>9</b>	<b>0</b>	<b>0</b>	<b>0</b>	<b>0</b>	<b>7</b>	<b>5</b>	<b>0</b>	<b>0</b>	<b>0</b>	<b>0</b>	<b>0</b>	<b>0</b>	<b>0</b>	<b>0</b>	<b>11-6</b>														

2024 GAME-BY-GAME REGULAR-SEASON STATISTICS (CHIEFS)

DATE	OPPONENT	P/S	TACKLES							INTERCEPTIONS					O. FUMB				ST				MISC		W/L	SCORE
			TK	S	A	SK	YDS	TFL	YDS	QBH	NO	YDS	LG	TD	PD	FF	FR	TD	YDS	TK	S	A	FF	FR		
09/05	Ravens	S	4	3	1	0.0	0.0	0	0	0	0	0	0	0	0	0	0	0	0	0	0	0	0	0	W	27-20
09/15	Bengals	S	4	4	0	0.0	0.0	0	0	0	0	0	0	0	1	0	0	0	0	0	0	0	0	0	W	26-25
09/22	at Falcons	S	1	0	1	0.0	0.0	0	0	0	0	0	0	0	0	0	0	0	0	0	0	0	0	0	W	22-17
09/29	at Chargers	S	6	3	3	0.0	0.0	1	1	1	0	0	0	0	1	0	0	0	0	0	0	0	0	0	W	17-10
10/07	Saints	S	5	3	2	0.0	0.0	0	0	0	0	0	0	0	1	0	0	0	0	0	0	0	0	0	W	26-13
10/20	at 49ers	S	2	1	1	0.0	0.0	1	1	1	0	0	0	0	1	0	0	0	0	0	0	0	0	0	W	28-18
10/27	at Raiders	S	4	2	2	0.0	0.0	0	0	1	0	0	0	0	0	0	0	0	0	0	0	0	0	0	W	27-20
11/04	Buccaneers	S	2	1	1	0.0	0.0	0	0	0	0	0	0	0	1	0	0	0	0	0	0	0	0	0	W	30-24+
11/10	Broncos	S	6	5	1	0.0	0.0	1	1	0	0	0	0	0	0	0	0	0	0	0	0	0	0	0	W	16-14
11/17	at Bills	S	1	1	0	0.0	0.0	0	0	0	0	0	0	0	0	0	0	0	0	0	0	0	0	0	L	21-30
11/24	at Panthers	S	4	3	1	0.5	0.0	0	0	1	0	0	0	0	1	0	0	0	0	0	0	0	0	0	W	30-27
11/29	Raiders	S	4	4	0	0.0	0.0	0	0	0	0	0	0	0	0	0	0	0	0	0	0	0	0	0	W	19-17
<b>2024 TOTALS</b>			<b>12-12</b>	<b>43</b>	<b>30</b>	<b>13</b>	<b>0.5</b>	<b>0.0</b>	<b>3</b>	<b>3</b>	<b>4</b>	<b>0</b>	<b>0</b>	<b>0</b>	<b>0</b>	<b>6</b>	<b>0</b>	<b>0</b>	<b>0</b>	<b>0</b>	<b>0</b>	<b>0</b>	<b>0</b>	<b>0</b>	<b>11-1</b>	

+ - Overtime

2022 GAME-BY-GAME POSTSEASON STATISTICS (CHIEFS)

DATE	OPPONENT	P/S	TACKLES							INTERCEPTIONS					O. FUMB				ST				MISC		W/L	SCORE
			TK	S	A	SK	YDS	TFL	YDS	QBH	NO	YDS	LG	TD	PD	FF	FR	TD	YDS	TK	S	A	FF	FR		
01/21	Jaguars	S	4	3	1	0.0	0.0	0	0	0	0	0	0	0	1	0	0	0	0	0	0	0	0	0	W	27-20
01/29	Bengals	S	6	6	0	0.0	0.0	1	0	0	0	0	0	0	2	0	0	0	0	0	0	0	0	0	W	23-20
02/12	at Eagles	S	5	4	1	0.0	0.0	0	0	0	0	0	0	0	0	1	0	0	0	0	0	0	0	0	W	38-35
<b>2022 TOTALS</b>			<b>3-3</b>	<b>15</b>	<b>13</b>	<b>2</b>	<b>0.0</b>	<b>0.0</b>	<b>1</b>	<b>0</b>	<b>0</b>	<b>0</b>	<b>0</b>	<b>0</b>	<b>3</b>	<b>1</b>	<b>0</b>	<b>0</b>	<b>0</b>	<b>0</b>	<b>0</b>	<b>0</b>	<b>0</b>	<b>0</b>	<b>3-0</b>	

2023 GAME-BY-GAME POSTSEASON STATISTICS (CHIEFS)

DATE	OPPONENT	P/S	TACKLES							INTERCEPTIONS					O. FUMB				ST				MISC		W/L	SCORE
			TK	S	A	SK	YDS	TFL	YDS	QBH	NO	YDS	LG	TD	PD	FF	FR	TD	YDS	TK	S	A	FF	FR		
01/13	Dolphins	S	4	3	1	0.0	0.0	1	6	0	0	0	0	0	2	0	0	0	0	0	0	0	0	0	W	26-7
01/21	at Bills	S	4	2	2	0.0	0.0	1	4	0	0	0	0	0	0	0	0	0	0	0	0	0	0	0	W	27-24
01/28	at Ravens	S	1	1	0	0.0	0.0	0	0	0	0	0	0	2	0	1	0	0	0	0	0	0	0	0	W	17-10
02/11	49ers	S	3	2	1	0.0	0.0	0	0	2	0	0	0	0	3	0	0	0	0	0	0	0	0	0	W	25-22+
<b>2023 TOTALS</b>			<b>4-4</b>	<b>12</b>	<b>8</b>	<b>4</b>	<b>0.0</b>	<b>0.0</b>	<b>2</b>	<b>10</b>	<b>2</b>	<b>0</b>	<b>0</b>	<b>0</b>	<b>7</b>	<b>0</b>	<b>1</b>	<b>0</b>	<b>0</b>	<b>0</b>	<b>0</b>	<b>0</b>	<b>0</b>	<b>0</b>	<b>4-0</b>	

+ - Overtime





# WANYA MORRIS



**OFFENSIVE LINEMAN #64**  
**OKLAHOMA**

**2ND** YEAR IN THE NFL

**2ND** YEAR WITH THE CHIEFS

**HEIGHT:** 6'6"  
**WEIGHT:** 307 LBS  
**DRAFTED:** D3-23  
**BIRTHDAY:** 10/10/00

- 👁️ Morris enters his second season with the Chiefs in 2024.
- 👁️ Originally entered the NFL as a third-round draft pick (92nd overall) by the Kansas City Chiefs in the 2023 NFL Draft.

### Transactions:

Originally entered the NFL as a third-round draft pick (92nd overall) by the Kansas City Chiefs in the 2023 NFL Draft.

### COLLEGE

Spent 2019-20 seasons at Tennessee before transferring to Oklahoma for 2021-22 seasons ... Played in 37 career games (15 at Oklahoma) and made 27 starts (eight at OU) ... While at Tennessee in 2020, allowed two sacks on 195 pass-blocking snaps according to PFF and was flagged for just three penalties on 398 total snaps ... During his true-freshman year at Tennessee in 2019, he helped pave way for a season-high 297-yard rushing performance against Vanderbilt (11/30), helped protect QB Jarrett Guarantano at Missouri when the quarterback became the third Volunteer to ever pass for 400 yards (11/23) and started at left tackle vs. Georgia State (8/31) to become first Tennessee true freshman offensive lineman to start in a season opener since 2017 ... Received the following awards and honors: 2022 AP All-Big 12 second-team, 2019 SEC All-Freshman Team, 2019 247Sports True Freshman All-America Team and 2019 The Athletic's Midseason Freshman All-America Team.

### PERSONAL

- 👁️ Attended Grayson High School.
- 👁️ A five-star recruit by ESPN and a four-star prospect by 247Sports and Rivals.
- 👁️ Ranked No. 7 in USA Today's High School Football Chosen 25.
- 👁️ Rated as No. 9 overall recruit by ESPN, No. 41 by Rivals and No. 51 by 247Sports.
- 👁️ Regarded as country's No. 5 offensive tackle by ESPN and Rivals and No. 6 by 247Sports.
- 👁️ The No. 3 player in Georgia by ESPN, No. 5 by Rivals and No. 9 by 247Sports.
- 👁️ Selected to participate in 2019 Under Armour All-American Game.
- 👁️ 2018 MaxPreps preseason first-team All-American.
- 👁️ 2018 Georgia Class 7A All-State selection.
- 👁️ Recorded 73 pancake blocks during his senior season.
- 👁️ Led Grayson to 10-3 record and an appearance in 2018 state quarterfinals.
- 👁️ Named after Boyz II Men artist Wanyá Morris.
- 👁️ Enrolled at Tennessee in January 2019.
- 👁️ Majored in communication studies at Tennessee and Oklahoma.

### WANYA MORRIS' NFL REGULAR SEASON STATISTICS

DATE	TEAM	GP	GS
2023	Chiefs	14	4
2024	Chiefs	12	10
<b>NFL TOTALS</b>		<b>26</b>	<b>14</b>

### WANYA MORRIS' NFL POSTSEASON STATISTICS

DATE	TEAM	GP	GS
2023	Chiefs	2	0
<b>NFL TOTALS</b>		<b>2</b>	<b>0</b>



2023 GAME-BY-GAME REGULAR-SEASON STATISTICS (CHIEFS)

DATE	OPPONENT	P/S		W/L	SCORE
09/07	Lions		INACTIVE	L	20-21
09/17	at Jaguars		INACTIVE	W	17-9
09/24	Bears		INACTIVE	W	41-10
10/01	at Jets	P		W	23-20
10/08	at Vikings	P		W	27-20
10/12	Broncos	P		W	19-8
10/22	Chargers	P		W	31-17
10/29	at Broncos	P		L	9-24
11/05	Dolphins	P		W	21-14
11/20	Eagles	P		L	17-21
11/26	at Raiders	P		W	31-17
12/03	at Packers	P		L	19-27
12/10	Bills	S		L	17-20
12/17	at Patriots	S		W	27-17
12/25	Raiders	S		L	14-20
12/31	Bengals	S		W	25-17
01/07	at Chargers	P		W	13-12
<b>2023 TOTALS</b>		<b>14-4</b>		<b>11-6</b>	

2024 GAME-BY-GAME REGULAR-SEASON STATISTICS (CHIEFS)

DATE	OPPONENT	P/S		W/L	SCORE
09/05	Ravens	P		W	27-20
09/15	Bengals	P		W	26-25
09/22	at Falcons	S		W	22-17
09/29	at Chargers	S		W	17-10
10/07	Saints	S		W	26-13
10/20	at 49ers	S		W	28-18
10/27	at Raiders	S		W	27-20
11/04	Buccaneers	S		W	30-24+
11/10	Broncos	S		W	16-14
11/17	at Bills	S		L	21-30
11/24	at Panthers	S		W	30-27
11/29	Raiders	S		W	19-17
<b>2024 TOTALS</b>		<b>12-10</b>		<b>11-1</b>	

+ - Overtime

2023 GAME-BY-GAME POSTSEASON STATISTICS (CHIEFS)

DATE	OPPONENT	P/S		W/L	SCORE
01/13	Dolphins		INACTIVE	W	26-7
01/21	at Bills		INACTIVE	W	27-24
01/28	at Ravens	P		W	17-10
02/11	49ers	P		W	25-22+
<b>2023 TOTALS</b>		<b>2-0</b>		<b>4-0</b>	

+ - Overtime





# DERRICK NNADI



**DEFENSIVE TACKLE #91**  
**FLORIDA STATE**

**7<sup>TH</sup>** YEAR IN THE NFL

**7<sup>TH</sup>** YEAR WITH THE CHIEFS

**HEIGHT:** 6'1"  
**WEIGHT:** 317 LBS  
**DRAFTED:** D3A-18  
**BIRTHDAY:** 5/9/96

- Nnadi enters his seventh season with the Chiefs in 2024.
- Originally entered the NFL as a third-round pick (75th overall) by the Kansas City Chiefs in the 2018 NFL Draft.
- The Chiefs traded two picks (No. 86 and 122) to the Baltimore Ravens to move up to the No. 75 overall pick to draft Nnadi.

**Career Highlights:**

- Was on the team's roster for all three Super Bowl victories

in the last five years (LIV, LVII and LVIII). Was on IR for Super Bowl LVIII.

**Transactions:**

Re-signed with Kansas City (3/19/24) ... Re-signed with Kansas City (3/13/23) ... Re-signed with Kansas City (3/22/22) ... Originally entered the NFL as a third-round pick (75th overall) by the Kansas City Chiefs in the 2018 NFL Draft.

**COLLEGE**

Appeared in 48 games for Florida State (2014-17), recording 165 tackles (74 solo), 24 tackles for loss, 11.5 sacks (-59.0 yards), two fumble recoveries and two forced fumbles ... Named third-team All-ACC his senior season ... Was named to the preseason Nagurski, Outland and Bednarik award watch list in 2017 ... Was named first-team All-ACC by the coaches and third team All-ACC by the media in 2016 ... Collected ACC Defensive Lineman of the Week honors following a dominant effort totaling a season-high eight tackles, two TFLs, 1.0 sack and one pass breakup versus the third-ranked Clemson Tigers ... Named third-team All-ACC by the media in 2015 ... Earned Defensive Most Improved Player honors following the 2016 spring season.

**PERSONAL**

- Totaled 167 total tackles, 27 tackles for loss and 13.0 sacks while leading Ocean Lakes to its first state championship game appearance as a junior in 2012.
- Named first-team All-Beach District and All-Eastern Region honors and first-team All-Tidewater selection as a junior and a senior.
- Beach District co-Defensive Player of the Year in 2013.
- Anchored a Dolphins defense that held eight opponents to one touchdown or less.
- Majored in social science at Florida State.
- Hometown: Virginia Beach, Va.
- Last name pronounced: NAH-dee.

**DERRICK NNADI'S NFL REGULAR SEASON DEFENSIVE STATISTICS**

DATE	TEAM	GP	GS	TACKLES							INTERCEPTIONS					O. FUMB				ST				MISC														
				TK	S	A	TFL	YDS	SK	YDS	QBH	NO	YDS	LG	TD	PD	FF	FR	TD	YDS	TK	S	A	FF	FR	S	A											
2018	Chiefs	16	11	35	17	18	0	0	0.0	0.0	0	0	0	0	0	0	0	0	0	0	0	0	0	0	0	0	0	0	0	0	0	0	0					
2019	Chiefs	16	16	48	18	30	3	3	1.0	1.0	1	1	0	0	0	1	1	0	0	0	0	0	0	0	0	0	0	0	0	0	0	0	0	0				
2020	Chiefs	15	15	47	23	24	0	0	0.0	0.0	1	0	0	0	0	0	0	0	0	0	0	0	0	0	0	0	0	0	0	0	0	0	0	0				
2021	Chiefs	17	10	38	21	17	2	10	3.0	10.0	5	0	0	0	0	0	0	0	0	0	0	0	0	0	0	0	0	0	0	0	0	0	0	0	0			
2022	Chiefs	17	17	25	11	14	1	4	0.0	0.0	0	0	0	0	0	0	0	0	0	0	0	0	0	0	0	0	0	0	0	0	0	0	0	0	0	0		
2023	Chiefs	17	17	29	16	13	1	2	1.0	2.0	1	0	0	0	0	1	0	0	0	0	0	0	0	0	0	0	0	0	0	0	0	0	0	0	0	0		
2024	Chiefs	12	0	5	3	2	0	0	0.0	0.0	0	0	0	0	0	0	0	0	0	0	0	0	0	0	0	0	0	0	0	0	0	0	0	0	0	0	0	
<b>NFL TOTALS</b>		<b>110</b>	<b>86</b>	<b>227</b>	<b>109</b>	<b>118</b>	<b>7</b>	<b>19</b>	<b>5.0</b>	<b>13.0</b>	<b>8</b>	<b>1</b>	<b>0</b>	<b>0</b>	<b>0</b>	<b>2</b>	<b>1</b>	<b>0</b>	<b>0</b>	<b>0</b>	<b>0</b>	<b>0</b>	<b>0</b>	<b>0</b>	<b>0</b>	<b>0</b>	<b>0</b>	<b>0</b>	<b>0</b>	<b>0</b>	<b>0</b>	<b>0</b>	<b>0</b>	<b>0</b>	<b>0</b>	<b>0</b>	<b>0</b>	<b>0</b>



DERRICK NNADI'S NFL POSTSEASON DEFENSIVE STATISTICS

DATE	TEAM	GP	GS	TACKLES							INTERCEPTIONS					O. FUMB				ST				MISC			
				TK	S	A	TFL	YDS	SK	YDS	QBH	NO	YDS	LG	TD	PD	FF	FR	TD	YDS	TK	S	A	FF	FR	S	A
2018	Chiefs	2	2	8	1	7	1	6	0.0	0.0	1	0	0	0	0	0	0	0	0	0	0	0	0	0	0	0	0
2019	Chiefs	3	3	7	4	3	1	1	0.0	0.0	0	0	0	0	0	0	0	0	0	0	0	0	0	0	0	0	
2020	Chiefs	3	3	11	3	8	0	0	0.0	0.0	0	0	0	0	0	0	0	0	0	0	0	0	0	0	0	0	
2021	Chiefs	3	0	4	2	2	0	0	0.0	0.0	1	0	0	0	0	0	0	0	0	0	0	0	0	0	0	0	
2022	Chiefs	3	3	3	1	2	1	8	1.0	8.0	1	0	0	0	0	0	0	0	0	0	0	0	0	0	0	0	
2023	Chiefs	1	1	1	0	1	0	0	0.0	0.0	0	0	0	0	0	0	0	0	0	0	0	0	0	0	0	0	
<b>NFL TOTALS</b>		<b>15</b>	<b>12</b>	<b>34</b>	<b>11</b>	<b>23</b>	<b>3</b>	<b>15</b>	<b>1.0</b>	<b>8.0</b>	<b>3</b>	<b>0</b>	<b>0</b>	<b>0</b>	<b>0</b>	<b>0</b>	<b>0</b>	<b>0</b>	<b>0</b>	<b>0</b>	<b>0</b>	<b>0</b>	<b>0</b>	<b>0</b>	<b>0</b>	<b>0</b>	

SINGLE-GAME HIGHS: DEFENSIVE

<b>Total Tackles</b>	9 at L.A. Chargers, Sep 20, 2020 9 at Detroit, Sep 29, 2019 6 vs. Minnesota, Nov 03, 2019 6 vs. Indianapolis, Oct 06, 2019 5 vs. Carolina, Nov 08, 2020 ...3 more at 5.	<b>Forced Fumbles</b>	1 at Detroit, Sep 29, 2019
		<b>Tackles For Loss</b>	2 at New England, Dec 08, 2019 1 at Denver, Dec 11, 2022 1 at Denver, Jan 08, 2022 1 at Las Vegas, Nov 14, 2021 ...1 more at 1.
<b>Solo Tackles</b>	5 at Detroit, Sep 29, 2019 4 vs. Buffalo, Oct 10, 2021 3 at Miami, Dec 13, 2020 3 vs. Carolina, Nov 08, 2020 3 vs. Las Vegas, Oct 11, 2020 ...4 more at 3.	<b>Interceptions</b>	1 at L.A. Chargers, Nov 18, 2019
<b>Sacks</b>	1.0 at Denver, Jan 08, 2022 1.0 at Las Vegas, Nov 14, 2021 1.0 vs. N.Y. Giants, Nov 01, 2021 ...1 more at 1.0.		
<b>Passes Defensed</b>	1 at Jacksonville, Sep 17, 2023 1 at L.A. Chargers, Nov 18, 2019		

SINGLE-GAME HIGHS - POSTSEASON: DEFENSIVE

<b>Total Tackles</b>	6 vs. New England, Jan 20, 2019 5 at Tampa Bay, Feb 07, 2021 4 vs. Buffalo, Jan 24, 2021 4 vs. San Francisco, Feb 02, 2020 3 vs. Pittsburgh, Jan 16, 2022	<b>Sacks</b>	1.0 vs. Jacksonville, Jan 21, 2023
		<b>Tackles For Loss</b>	1 vs. Jacksonville, Jan 21, 2023 1 vs. San Francisco, Feb 02, 2020 1 vs. Indianapolis, Jan 12, 2019
<b>Solo Tackles</b>	3 vs. San Francisco, Feb 02, 2020 2 vs. Pittsburgh, Jan 16, 2022 2 vs. Cleveland, Jan 17, 2021 1 vs. Jacksonville, Jan 21, 2023 1 at Tampa Bay, Feb 07, 2021 ...2 more at 1.		

2018 GAME-BY-GAME REGULAR-SEASON STATISTICS (CHIEFS)

DATE	OPPONENT	P/S	TACKLES							INTERCEPTIONS					O. FUMB				ST				MISC		W/L	SCORE		
			TK	S	A	SK	YDS	TFL	YDS	QBH	NO	YDS	LG	TD	PD	FF	FR	TD	YDS	TK	S	A	FF	FR			S	A
09/09	at Chargers	P	0	0	0	0.0	0.0	0	0	0	0	0	0	0	0	0	0	0	0	0	0	0	0	0	0	0	W	38-28
09/16	at Steelers	P	0	0	0	0.0	0.0	0	0	0	0	0	0	0	0	0	0	0	0	0	0	0	0	0	0	0	W	42-37
09/23	49ers	P	3	1	2	0.0	0.0	0	0	0	0	0	0	0	0	0	0	0	0	0	0	0	0	0	0	0	W	38-27
10/01	at Broncos	P	1	1	0	0.0	0.0	0	0	0	0	0	0	0	0	0	0	0	0	0	0	0	0	0	0	0	W	27-23
10/07	Jaguars	S	3	3	0	0.0	0.0	0	0	0	0	0	0	0	0	0	0	0	0	0	0	0	0	0	0	0	W	30-14
10/14	at Patriots	S	5	1	4	0.0	0.0	0	0	0	0	0	0	0	0	0	0	0	0	0	0	0	0	0	0	0	L	40-43
10/21	Bengals	S	3	3	0	0.0	0.0	0	0	0	0	0	0	0	0	0	0	0	0	0	0	0	0	0	0	0	W	45-10
10/28	Broncos	S	2	1	1	0.0	0.0	0	0	0	0	0	0	0	0	0	0	0	0	0	0	0	0	0	0	0	W	30-23
11/04	at Browns	S	3	1	2	0.0	0.0	0	0	0	0	0	0	0	0	0	0	0	0	0	0	0	0	0	0	0	W	37-21
11/11	Cardinals	S	1	1	0	0.0	0.0	0	0	0	0	0	0	0	0	0	0	0	0	0	0	0	0	0	0	0	W	26-14
11/19	at Rams	P	0	0	0	0.0	0.0	0	0	0	0	0	0	0	0	0	0	0	0	0	0	0	0	0	0	0	L	51-54
12/02	at Raiders	S	1	0	1	0.0	0.0	0	0	0	0	0	0	0	0	0	0	0	0	0	0	0	0	0	0	0	W	40-33
12/09	Ravens	S	5	3	2	0.0	0.0	0	0	0	0	0	0	0	0	0	0	0	0	0	0	0	0	0	0	0	W	27-24+
12/13	Chargers	S	3	0	3	0.0	0.0	0	0	0	0	0	0	0	0	0	0	0	0	0	0	0	0	0	0	0	L	28-29
12/23	at Seahawks	S	4	2	2	0.0	0.0	0	0	0	0	0	0	0	0	0	0	0	0	0	0	0	0	0	0	0	L	31-38
12/30	Raiders	S	1	0	1	0.0	0.0	0	0	0	0	0	0	0	0	0	0	0	0	0	0	0	0	0	0	0	W	35-3
<b>2018 TOTALS</b>		<b>16-11</b>	<b>35</b>	<b>17</b>	<b>18</b>	<b>0.0</b>	<b>0.0</b>	<b>0</b>	<b>0</b>	<b>0</b>	<b>0</b>	<b>0</b>	<b>0</b>	<b>0</b>	<b>0</b>	<b>0</b>	<b>0</b>	<b>0</b>	<b>0</b>	<b>0</b>	<b>0</b>	<b>0</b>	<b>0</b>	<b>0</b>	<b>0</b>	<b>0</b>	<b>12-4</b>	

+ - Overtime









2020 GAME-BY-GAME POSTSEASON STATISTICS (CHIEFS)

DATE	OPPONENT	P/S	TACKLES							INTERCEPTIONS					O. FUMB				ST				MISC		W/L	SCORE												
			TK	S	A	SK	YDS	TFL	YDS	QBH	NO	YDS	LG	TD	PD	FF	FR	TD	YDS	TK	S	A	FF	FR			S	A										
01/17	Browns	S	2	2	0	0.0	0.0	0	0	0	0	0	0	0	0	0	0	0	0	0	0	0	0	0	0	0	0	0	0	0	0	0	0	0	0	0	W	22-17
01/24	Bills	S	4	0	4	0.0	0.0	0	0	0	0	0	0	0	0	0	0	0	0	0	0	0	0	0	0	0	0	0	0	0	0	0	0	0	0	W	38-24	
02/07	at Buccaneers	S	5	1	4	0.0	0.0	0	0	0	0	0	0	0	0	0	0	0	0	0	0	0	0	0	0	0	0	0	0	0	0	0	0	0	L	9-31		
<b>2020 TOTALS</b>		<b>3-3</b>	<b>11</b>	<b>3</b>	<b>8</b>	<b>0.0</b>	<b>0.0</b>	<b>0</b>	<b>0</b>	<b>0</b>	<b>0</b>	<b>0</b>	<b>0</b>	<b>0</b>	<b>0</b>	<b>0</b>	<b>0</b>	<b>0</b>	<b>0</b>	<b>0</b>	<b>0</b>	<b>0</b>	<b>0</b>	<b>0</b>	<b>0</b>	<b>0</b>	<b>0</b>	<b>0</b>	<b>0</b>	<b>0</b>	<b>0</b>	<b>0</b>	<b>0</b>	<b>2-1</b>				

2021 GAME-BY-GAME POSTSEASON STATISTICS (CHIEFS)

DATE	OPPONENT	P/S	TACKLES							INTERCEPTIONS					O. FUMB				ST				MISC		W/L	SCORE										
			TK	S	A	SK	YDS	TFL	YDS	QBH	NO	YDS	LG	TD	PD	FF	FR	TD	YDS	TK	S	A	FF	FR			S	A								
01/16	Steelers	P	3	2	1	0.0	0.0	0	0	0	0	0	0	0	0	0	0	0	0	0	0	0	0	0	0	0	0	0	0	0	0	0	0	0	W	42-21
01/23	Bills	P	0	0	0	0.0	0.0	0	0	0	0	0	0	0	0	0	0	0	0	0	0	0	0	0	0	0	0	0	0	0	0	0	0	0	W	42-36+
01/30	Bengals	P	1	0	1	0.0	0.0	0	0	1	0	0	0	0	0	0	0	0	0	0	0	0	0	0	0	0	0	0	0	0	0	0	0	L	24-27+	
<b>2021 TOTALS</b>		<b>3-0</b>	<b>4</b>	<b>2</b>	<b>2</b>	<b>0.0</b>	<b>0.0</b>	<b>0</b>	<b>0</b>	<b>1</b>	<b>0</b>	<b>0</b>	<b>0</b>	<b>0</b>	<b>0</b>	<b>0</b>	<b>0</b>	<b>0</b>	<b>0</b>	<b>0</b>	<b>0</b>	<b>0</b>	<b>0</b>	<b>0</b>	<b>0</b>	<b>0</b>	<b>0</b>	<b>0</b>	<b>0</b>	<b>0</b>	<b>0</b>	<b>0</b>	<b>0</b>	<b>2-1</b>		

+ - Overtime

2022 GAME-BY-GAME POSTSEASON STATISTICS (CHIEFS)

DATE	OPPONENT	P/S	TACKLES							INTERCEPTIONS					O. FUMB				ST				MISC		W/L	SCORE										
			TK	S	A	SK	YDS	TFL	YDS	QBH	NO	YDS	LG	TD	PD	FF	FR	TD	YDS	TK	S	A	FF	FR			S	A								
01/21	Jaguars	S	2	1	1	1.0	8.0	1	8	1	0	0	0	0	0	0	0	0	0	0	0	0	0	0	0	0	0	0	0	0	0	0	0	0	W	27-20
01/29	Bengals	S	1	0	1	0.0	0.0	0	0	0	0	0	0	0	0	0	0	0	0	0	0	0	0	0	0	0	0	0	0	0	0	0	0	0	W	23-20
02/12	at Eagles	S	0	0	0	0.0	0.0	0	0	0	0	0	0	0	0	0	0	0	0	0	0	0	0	0	0	0	0	0	0	0	0	0	0	W	38-35	
<b>2022 TOTALS</b>		<b>3-3</b>	<b>3</b>	<b>1</b>	<b>2</b>	<b>1.0</b>	<b>8.0</b>	<b>1</b>	<b>8</b>	<b>1</b>	<b>0</b>	<b>0</b>	<b>0</b>	<b>0</b>	<b>0</b>	<b>0</b>	<b>0</b>	<b>0</b>	<b>0</b>	<b>0</b>	<b>0</b>	<b>0</b>	<b>0</b>	<b>0</b>	<b>0</b>	<b>0</b>	<b>0</b>	<b>0</b>	<b>0</b>	<b>0</b>	<b>0</b>	<b>0</b>	<b>0</b>	<b>3-0</b>		

2023 GAME-BY-GAME POSTSEASON STATISTICS (CHIEFS)

DATE	OPPONENT	P/S	TACKLES							INTERCEPTIONS					O. FUMB				ST				MISC		W/L	SCORE										
			TK	S	A	SK	YDS	TFL	YDS	QBH	NO	YDS	LG	TD	PD	FF	FR	TD	YDS	TK	S	A	FF	FR			S	A								
01/13	Dolphins	S	1	0	1	0.0	0.0	0	0	0	0	0	0	0	0	0	0	0	0	0	0	0	0	0	0	0	0	0	0	0	0	0	0	0	W	26-7
01/21	at Bills																																		W	27-24
01/28	at Ravens																																		W	17-10
02/11	49ers																																		W	25-22+
<b>2023 TOTALS</b>		<b>1-1</b>	<b>1</b>	<b>0</b>	<b>1</b>	<b>0.0</b>	<b>0.0</b>	<b>0</b>	<b>0</b>	<b>0</b>	<b>0</b>	<b>0</b>	<b>0</b>	<b>0</b>	<b>0</b>	<b>0</b>	<b>0</b>	<b>0</b>	<b>0</b>	<b>0</b>	<b>0</b>	<b>0</b>	<b>0</b>	<b>0</b>	<b>0</b>	<b>0</b>	<b>0</b>	<b>0</b>	<b>0</b>	<b>0</b>	<b>0</b>	<b>0</b>	<b>0</b>	<b>4-0</b>		


+ - Overtime





# HUNTER NOURZAD

**OFFENSIVE LINEMAN #60**  
**PENN STATE**



**ROOKIE**

**HEIGHT:** 6'3"  
**WEIGHT:** 317 LBS  
**DRAFTED:** D5-24  
**BIRTHDAY:** 11/26/00

- Nourzad enters his first season with the Chiefs in 2024.
- Originally entered the NFL as a fifth-round pick (159th overall) by the Kansas City Chiefs in 2024.

**Transactions:** Originally entered the NFL as a fifth-round pick (159th overall) by the Kansas City Chiefs in 2024.

## COLLEGE

Played two seasons for Penn State (2022-23) and two seasons (2020 cancelled) for Cornell (2019-21) ... Played in 12 games in 2023 and started in two ... Earned the coaching staff's Offensive Player of the Week award after performance against Iowa (9/23/23) ... Voted second-team All-Big Ten by coaches and media (2023) ... Earned Academic All-Big Ten honors (2023) ... Was Penn State's Tim Shaw Thrive award winner (2023) ... Named to the team's Nittany Lion Club for the highest GPA as a senior ... Named All-Big Ten honorable mention by the coaches and media (2022) ... Selected by the coaching staff as the Offensive Player of the Game after performance against Auburn (9/17/22) ... Finished his time at Cornell with 20 consecutive games at right tackle ... Earned second-team All-America honors from the AFCA (2021) ... Selected to third-team All-America (Phil Steele) (2021) ... Named Phil Steele's Ivy League Offensive Lineman of the Year (2021) ... Earned Academic All-Ivy League honors (2021) ... Semifinalist for the William V. Campbell Trophy (2021).

## PERSONAL

- Two-year captain at The Walker School.
- Named a two-time All-State selection by the Atlanta-Journal Constitution, Recruit Georgia and the Georgia Athletic Coaches Association.
- Earned three-time All-Region honors (first-team twice).
- Was Regional Lineman of the Year as a senior.
- Also lettered in lacrosse and track and field.
- Earned All-Region honors in shot put.
- Earned his degree in engineering at Cornell and his MBA at Penn State.

## HUNTER NOURZAD'S NFL REGULAR SEASON STATISTICS

DATE	TEAM	GP	GS
2024	Chiefs	12	0
<b>NFL TOTALS</b>		<b>12</b>	<b>0</b>

## 2024 GAME-BY-GAME REGULAR-SEASON STATISTICS (CHIEFS)

DATE	OPPONENT	P/S	W/L	SCORE
09/05	Ravens	P	W	27-20
09/15	Bengals	P	W	26-25
09/22	at Falcons	P	W	22-17
09/29	at Chargers	P	W	17-10
10/07	Saints	P	W	26-13
10/20	at 49ers	P	W	28-18
10/27	at Raiders	P	W	27-20
11/04	Buccaneers	P	W	30-24+
11/10	Broncos	P	W	16-14
11/17	at Bills	P	L	21-30
11/24	at Panthers	P	W	30-27
11/29	Raiders	P	W	19-17
<b>2024 TOTALS</b>		<b>12-0</b>	<b>11-1</b>	

+ - Overtime





# CHARLES OMENIHU



**DEFENSIVE END #90**  
**TEXAS**

**6TH** YEAR IN THE NFL

**2ND** YEAR WITH THE CHIEFS

**HEIGHT: 6'5"**  
**WEIGHT: 280 LBS**  
**DRAFTED: FA-23**  
**BIRTHDAY: 8/20/97**

- Omenihu enters his second season with the Chiefs in 2024.
- Traded to San Francisco from Houston in exchange for a 2023 sixth-round pick.
- Originally entered the NFL as a fifth-round pick (161st overall) by the Houston Texans in the 2019 NFL Draft.

### Career Highlights:

- Recorded six-straight games with at least a half a sack.

- Recorded 7.0 sacks in 2023, a career-high, for a loss of 49.0 yards.

### Transactions:

Signed with Kansas City (3/16/23) ... Traded to San Francisco from Houston (11/2/21) ... Originally entered the NFL as a fifth-round pick (161st overall) by the Houston Texans in the 2019 NFL Draft.

## COLLEGE

A four-year defensive end who played in 51 career games with 33 starts at Texas ... Totaled 99 tackles (68 solo) with 29.5 tackles for loss and 17.0 sacks ... Had 12 quarterback hurries, three forced fumbles and one fumble recovery ... Chosen to compete in the 2015 Semper Fidelis All-American Bowl ... Rated the No. 15 weakside DE in the nation by Rivals ... Member of the Big 12 Commissioner's Honor Roll (fall 2016) ... Named third-team preseason All-Big 12 by Athlon Sports ... Big 12 Defensive Lineman of the Year in 2018 ... Also named first-team All-Big 12 ... Played in the Senior Bowl after his senior season.

## PERSONAL

- Born in Houston, Texas.
- Parents Regina and Sunday Omenihu.
- Has one sister, Augustina.
- A member of the B honor roll all four years of high school.
- Enjoys listening to music.
- Majored in sport management.

### REGULAR SEASON COMPARISON: DEFENSIVE - LOS ANGELES CHARGERS

DATE	OPP	W/L	GP/GS	TACKLES						SACK	YDS.	INT	TFL	PD	QBH	TD	MISC	
				TOT	SOLO	ASST	FF	FR										
9/22/19	HST @ LAC	W	P	1	1	0	0.0	0.0	0	0	0	0	0	0	0	0	0	0
12/26/21	HST vs. LAC	W	0	0	0	0	0.0	0.0	0	0	0	0	0	0	0	0	0	0
11/13/22	SF vs. LAC	W	S	1	1	0	1.0	7.0	0	0	1	3	0	1	0	0	0	
10/22/23	KC vs. LAC	W	P	2	2	0	1.0	6.0	0	1	1	2	0	0	0	0	0	
1/7/24	KC @ LAC	W	S	2	2	0	1.0	2.0	0	0	0	1	0	1	0	1	0	
<b>TOTALS</b>			<b>5/0</b>	<b>5/3</b>	<b>6</b>	<b>6</b>	<b>0</b>	<b>3.0</b>	<b>15.0</b>	<b>0</b>	<b>1</b>	<b>2</b>	<b>6</b>	<b>0</b>	<b>2</b>	<b>0</b>	<b>0</b>	

### CHARLES OMENIHU'S NFL REGULAR SEASON DEFENSIVE STATISTICS

DATE	TEAM	GP	GS	TK	S	A	TACKLES				QBH	INTERCEPTIONS			O. FUMB			ST			MISC											
							TFL	YDS	SK	YDS		NO	YDS	LG	TD	PD	FF	FR	TD	YDS	TK	S	A	FF	FR	S	A					
2019	Texans	14	0	13	8	5	2	11	3.0	34.0	5	0	0	0	0	2	2	0	0	0	0	0	0	0	0	0	0	0	0	0	0	0
2020	Texans	15	5	17	11	6	5	37	4.0	35.0	16	0	0	0	0	2	0	0	0	0	0	0	0	0	0	0	0	0	0	0	0	0
2021	Texans	6	2	11	8	3	1	1	0.0	0.0	3	0	0	0	0	0	0	0	0	0	0	0	0	0	0	0	0	0	0	0	0	
Went from <b>Houston</b> to <b>San Francisco</b> .																																
2021	49ers	9	0	6	6	0	0	0	0.0	0.0	1	0	0	0	0	1	0	0	0	0	0	0	0	0	0	0	0	0	0	0	0	0
2021	<b>TOTAL</b>	<b>15</b>	<b>2</b>	<b>17</b>	<b>14</b>	<b>3</b>	<b>1</b>	<b>1</b>	<b>0.0</b>	<b>0.0</b>	<b>4</b>	<b>0</b>	<b>0</b>	<b>0</b>	<b>0</b>	<b>1</b>	<b>0</b>	<b>0</b>	<b>0</b>	<b>0</b>	<b>0</b>	<b>0</b>	<b>0</b>	<b>0</b>	<b>0</b>	<b>0</b>	<b>0</b>	<b>0</b>	<b>0</b>	<b>0</b>	<b>0</b>	
2022	49ers	17	3	20	7	13	3	25	4.5	36.0	16	0	0	0	0	1	1	0	0	0	0	0	0	0	0	0	0	0	0	0	0	0
2023	Chiefs	11	1	28	18	10	5	34	7.0	49.0	11	0	0	0	0	2	2	0	0	0	0	0	0	0	0	0	0	0	0	0	0	0
2024	Chiefs	1	0	1	0	1	0	0	0.0	0.0	0	0	0	0	0	0	0	0	0	0	0	0	0	0	0	0	0	0	0	0	0	0
<b>NFL TOTALS</b>		<b>73</b>	<b>11</b>	<b>96</b>	<b>58</b>	<b>38</b>	<b>16</b>	<b>108</b>	<b>18.5</b>	<b>154.0</b>	<b>52</b>	<b>0</b>	<b>0</b>	<b>0</b>	<b>0</b>	<b>8</b>	<b>5</b>	<b>0</b>	<b>0</b>	<b>0</b>	<b>0</b>	<b>0</b>	<b>0</b>	<b>0</b>	<b>0</b>	<b>0</b>	<b>0</b>	<b>0</b>	<b>0</b>	<b>0</b>	<b>0</b>	<b>0</b>



**CHARLES OMENIHU'S NFL POSTSEASON DEFENSIVE STATISTICS**

DATE	TEAM	GP	GS	TACKLES					INTERCEPTIONS					O. FUMB				ST				MISC				
				TK	S	A	TFL	YDS	SK	YDS	QBH	NO	YDS	LG	TD	PD	FF	FR	TD	YDS	TK	S	A	FF	FR	S
2019	Texans	2	0	1	0	1	0	0	0.0	0.0	1	0	0	0	0	0	0	0	0	0	0	0	0	0	0	0
2021	49ers	3	0	4	2	2	1	0	1.5	10.5	4	0	0	0	0	0	1	0	0	0	0	0	0	0	0	
2022	49ers	3	0	5	4	1	1	4	2.0	15.0	3	0	0	0	0	1	0	0	0	0	0	0	0	0	0	
2023	Chiefs	3	0	3	1	2	0	0	1.0	3.0	1	0	0	0	0	1	0	0	0	0	0	0	0	0	0	
<b>NFL TOTALS</b>		<b>11</b>	<b>0</b>	<b>13</b>	<b>7</b>	<b>6</b>	<b>2</b>	<b>4</b>	<b>4.5</b>	<b>28.5</b>	<b>9</b>	<b>0</b>	<b>0</b>	<b>0</b>	<b>0</b>	<b>3</b>	<b>0</b>	<b>0</b>	<b>0</b>	<b>0</b>	<b>0</b>	<b>0</b>	<b>0</b>	<b>0</b>	<b>0</b>	

SINGLE-GAME HIGHS: DEFENSIVE

<p><b>Total Tackles</b> 5 vs. Cincinnati, Dec 31, 2023 5 at Denver, Oct 29, 2023 4 at Atlanta, Oct 16, 2022 4 at Cleveland, Sep 19, 2021 ...1 more at 4.</p> <p><b>Solo Tackles</b> 3 vs. Cincinnati, Dec 31, 2023 3 at Denver, Oct 29, 2023 3 at Cleveland, Sep 19, 2021 ...2 more at 3.</p> <p><b>Sacks</b> 1.0 at L.A. Chargers, Jan 07, 2024 1.0 vs. Las Vegas, Dec 25, 2023 1.0 at New England, Dec 17, 2023 ...14 more at 1.0.</p>	<p><b>Passes Defensed</b> 2 vs. Indianapolis, Dec 06, 2020 1 vs. Cincinnati, Dec 31, 2023 1 vs. L.A. Chargers, Oct 22, 2023 1 vs. L.A. Chargers, Nov 13, 2022 ...3 more at 1.</p> <p><b>Forced Fumbles</b> 1 at L.A. Chargers, Jan 07, 2024 1 at New England, Dec 17, 2023 1 vs. L.A. Chargers, Nov 13, 2022 ...2 more at 1.</p> <p><b>Tackles For Loss</b> 1 vs. Cincinnati, Dec 31, 2023 1 vs. Las Vegas, Dec 25, 2023 1 vs. Buffalo, Dec 10, 2023 ...13 more at 1.</p>
--	---

SINGLE-GAME HIGHS - POSTSEASON: DEFENSIVE

<p><b>Total Tackles</b> 3 vs. Seattle, Jan 14, 2023 3 at Dallas, Jan 16, 2022 2 at Philadelphia, Jan 29, 2023 1 vs. Miami, Jan 13, 2024 1 at L.A. Rams, Jan 30, 2022 ...1 more at 1.</p> <p><b>Solo Tackles</b> 3 vs. Seattle, Jan 14, 2023 1 at Philadelphia, Jan 29, 2023 1 at L.A. Rams, Jan 30, 2022 1 at Dallas, Jan 16, 2022</p> <p><b>Sacks</b> 1.5 at Dallas, Jan 16, 2022</p>	<p><b>Forced Fumbles</b> 1 at Dallas, Jan 16, 2022 <b>Tackles For Loss</b> 1 at L.A. Rams, Jan 30, 2022</p>
--	---

2019 GAME-BY-GAME REGULAR-SEASON STATISTICS (TEXANS)

DATE	OPPONENT	P/S	TACKLES					INTERCEPTIONS					O. FUMB				ST				MISC		W/L	SCORE										
			TK	S	A	SK	YDS	TFL	YDS	QBH	NO	YDS	LG	TD	PD	FF	FR	TD	YDS	TK	S	A			FF	FR	S	A						
09/09	at Saints		INACTIVE																								L	28-30						
09/15	Jaguars	P	2	1	1	1.0	9.0	0	0	0	0	0	0	0	0	1	0	0	0	0	0	0	0	0	0	0	0	0	0	0	0	0	W	13-12
09/22	at Chargers	P	1	1	0	0.0	0.0	0	0	0	0	0	0	0	0	0	0	0	0	0	0	0	0	0	0	0	0	0	0	0	0	0	W	27-20
09/29	Panthers		INACTIVE																								L	10-16						
10/06	Falcons	P	1	0	1	0.0	0.0	0	0	0	0	0	0	0	0	0	0	0	0	0	0	0	0	0	0	0	0	0	0	0	0	0	W	53-32
10/13	at Chiefs	P	1	1	0	1.0	17.0	0	0	1	0	0	0	0	0	1	0	0	0	0	0	0	0	0	0	0	0	0	0	0	0	0	W	31-24
10/20	at Colts	P	0	0	0	0.0	0.0	0	0	0	0	0	0	0	0	0	0	0	0	0	0	0	0	0	0	0	0	0	0	0	0	0	L	23-30
10/27	Raiders	P	0	0	0	0.0	0.0	0	0	0	0	0	0	0	0	0	0	0	0	0	0	0	0	0	0	0	0	0	0	0	0	0	W	27-24
11/03	at Jaguars	P	1	0	1	0.0	0.0	0	0	0	0	0	0	0	0	1	0	0	0	0	0	0	0	0	0	0	0	0	0	0	0	0	W	26-3
11/17	at Ravens	P	1	1	0	0.0	0.0	0	0	1	0	0	0	0	0	0	0	0	0	0	0	0	0	0	0	0	0	0	0	0	0	0	L	7-41
11/21	Colts	P	0	0	0	0.0	0.0	0	0	0	0	0	0	0	0	0	0	0	0	0	0	0	0	0	0	0	0	0	0	0	0	0	W	20-17
12/01	Patriots	P	3	3	0	0.0	0.0	1	3	0	0	0	0	0	0	0	0	0	0	0	0	0	0	0	0	0	0	0	0	0	0	0	W	28-22
12/08	Broncos	P	0	0	0	0.0	0.0	0	0	1	0	0	0	0	0	0	0	0	0	0	0	0	0	0	0	0	0	0	0	0	0	0	L	24-38
12/15	at Titans	P	1	1	0	1.0	8.0	1	8	2	0	0	0	0	0	0	0	0	0	0	0	0	0	0	0	0	0	0	0	0	0	0	W	24-21
12/21	at Buccaneers	P	0	0	0	0.0	0.0	0	0	0	0	0	0	0	1	0	0	0	0	0	0	0	0	0	0	0	0	0	0	0	0	0	W	23-20
12/29	Titans	P	2	0	2	0.0	0.0	0	0	0	0	0	0	0	0	0	0	0	0	0	0	0	0	0	0	0	0	0	0	0	0	0	L	14-35
<b>2019 TOTALS</b>		<b>14-0</b>	<b>13</b>	<b>8</b>	<b>5</b>	<b>3.0</b>	<b>34.0</b>	<b>2</b>	<b>11</b>	<b>5</b>	<b>0</b>	<b>0</b>	<b>0</b>	<b>0</b>	<b>2</b>	<b>2</b>	<b>0</b>	<b>0</b>	<b>0</b>	<b>0</b>	<b>0</b>	<b>0</b>	<b>0</b>	<b>0</b>	<b>0</b>	<b>0</b>	<b>0</b>	<b>0</b>	<b>0</b>	<b>0</b>	<b>0</b>	<b>10-6</b>		





2023 GAME-BY-GAME REGULAR-SEASON STATISTICS (CHIEFS)

Table with 19 columns: DATE, OPPONENT, P/S, TACKLES (TK, S, A, SK, YDS, TFL, YDS, QBH), INTERCEPTIONS (NO, YDS, LG, TD, PD), O. FUMB (FF, FR, TD, YDS), ST (TK, S, A, FF, FR), MISC (S, A), W/L, SCORE. Rows include games from 09/07 to 01/07 and a 2023 TOTALS row.

2024 GAME-BY-GAME REGULAR-SEASON STATISTICS (CHIEFS)

Table with 19 columns: DATE, OPPONENT, P/S, TACKLES (TK, S, A, SK, YDS, TFL, YDS, QBH), INTERCEPTIONS (NO, YDS, LG, TD, PD), O. FUMB (FF, FR, TD, YDS), ST (TK, S, A, FF, FR), MISC (S, A), W/L, SCORE. Rows include games from 09/05 to 11/29 and a 2024 TOTALS row.

+ - Overtime

2019 GAME-BY-GAME POSTSEASON STATISTICS (TEXANS)

Table with 19 columns: DATE, OPPONENT, P/S, TACKLES (TK, S, A, SK, YDS, TFL, YDS, QBH), INTERCEPTIONS (NO, YDS, LG, TD, PD), O. FUMB (FF, FR, TD, YDS), ST (TK, S, A, FF, FR), MISC (S, A), W/L, SCORE. Rows include games from 01/04 to 01/12 and a 2019 TOTALS row.

+ - Overtime

2021 GAME-BY-GAME POSTSEASON STATISTICS (49ERS)

Table with 19 columns: DATE, OPPONENT, P/S, TACKLES (TK, S, A, SK, YDS, TFL, YDS, QBH), INTERCEPTIONS (NO, YDS, LG, TD, PD), O. FUMB (FF, FR, TD, YDS), ST (TK, S, A, FF, FR), MISC (S, A), W/L, SCORE. Rows include games from 01/16 to 01/30 and a 2021 TOTALS row.

2022 GAME-BY-GAME POSTSEASON STATISTICS (49ERS)

Table with 19 columns: DATE, OPPONENT, P/S, TACKLES (TK, S, A, SK, YDS, TFL, YDS, QBH), INTERCEPTIONS (NO, YDS, LG, TD, PD), O. FUMB (FF, FR, TD, YDS), ST (TK, S, A, FF, FR), MISC (S, A), W/L, SCORE. Rows include games from 01/14 to 01/29 and a 2022 TOTALS row.

2023 GAME-BY-GAME POSTSEASON STATISTICS (CHIEFS)


Table with 19 columns: DATE, OPPONENT, P/S, TACKLES (TK, S, A, SK, YDS, TFL, YDS, QBH), INTERCEPTIONS (NO, YDS, LG, TD, PD), O. FUMB (FF, FR, TD, YDS), ST (TK, S, A, FF, FR), MISC (S, A), W/L, SCORE. Rows include games from 01/13 to 02/11 and a 2023 TOTALS row.

+ - Overtime





# ISIAH PACHECO



**RUNNING BACK #10**  
**RUTGERS**

**3RD** YEAR IN  
THE NFL

**3RD** YEAR WITH  
THE CHIEFS

**HEIGHT:** 5'10"  
**WEIGHT:** 216 LBS  
**DRAFTED:** D7B-22  
**BIRTHDAY:** 3/2/99

- 👁 Pacheco enters his third season with the Chiefs in 2024.
- 👁 Originally entered the NFL as the second of three seventh-round picks (251st overall) by the Kansas City Chiefs in the 2022 NFL Draft.

### Career Highlights:

- 👁 Has 12 rushing touchdowns in his first two seasons, the fifth-most by a Chiefs player.
- 👁 Finished his rookie campaign fifth in the franchise record book for rushing attempts (170) and rushing yards (830) in one's rookie season. His 830 rushing yards was fourth-best amongst NFL rookies in 2022.
- 👁 Scored five rushing touchdowns, leading the team and recording the second-most amongst NFL rookies in 2022.

### Postseason Career Highlights:

- 👁 Has 510 postseason rushing yards in his seven postseason games, the second-most in franchise history.
- 👁 Has the third-most postseason rushing touchdowns in Chiefs history with four.

### Honors:

- 👁 2022 Mack Lee Hill Award winner, voted by teammates as best rookie.

### Transactions:

Originally entered the NFL as the second of three seventh-round picks (251st overall) by the Kansas City Chiefs in the 2022 NFL Draft.

## COLLEGE

A four-year letterwinner at Rutgers ... Saw action in 44 games, logging 563 carries for 2,442 yards and 18 touchdowns ... Added 47 receptions for 249 yards and one touchdown ... Earned 2021 honorable mention All-Big Ten (coaches and media) honors, as well as Academic All-Big Ten honors ... Was named a team captain his senior season in 2021 ... Was named the 2020 Phil Steele fourth-team All-Big Ten.

## PERSONAL

- 👁 Attended Vineland South High school.
- 👁 Played quarterback, running back and defensive back.
- 👁 Guided his team to an 8-2 overall record as a senior, including back-to-back playoff appearances.
- 👁 Named first-team All-USA New Jersey Football Team on defense by USA Today in 2017.
- 👁 Served as team captain.
- 👁 Rushed 154 times for 1,414 yards and 18 touchdowns.
- 👁 Threw for 598 yards and three touchdowns on 43-of-81 attempts.
- 👁 Posted 28 tackles, two interceptions, one punt return touchdown and one safety.
- 👁 Two-time Cumberland County Champions and 2017 WJFL Continental Division Champions.
- 👁 Two-time WJFL All-Continental Division first-team selection at quarterback.
- 👁 Named South Jersey Times All-Area on offense as a senior.
- 👁 First-team All-South Jersey selection by the Courier Post.
- 👁 Named third-team All-State on defense by NJ.com.

## ISIAH PACHECO'S NFL REGULAR SEASON RUSHING/RECEIVING STATISTICS

DATE	TEAM	RUSHING							RECEIVING				
		GP	GS	NO.	YDS.	AVG.	LG	TD	NO.	YDS.	AVG.	LG	TD
2022	Chiefs	17	11	170	830	4.9	31	5	13	130	10.0	32	0
2023	Chiefs	14	13	205	935	4.6	48t	7	44	244	5.5	33	2
2024	Chiefs	3	2	41	179	4.4	34	1	8	59	7.4	23	0
<b>NFL TOTALS</b>		<b>34</b>	<b>26</b>	<b>416</b>	<b>1,944</b>	<b>4.7</b>	<b>48T</b>	<b>13</b>	<b>65</b>	<b>433</b>	<b>6.7</b>	<b>33</b>	<b>2</b>



ISIAH PACHECO'S NFL POSTSEASON RUSHING/RECEIVING STATISTICS

DATE	TEAM	RUSHING							RECEIVING				
		GP	GS	NO.	YDS.	AVG.	LG	TD	NO.	YDS.	AVG.	LG	TD
2022	Chiefs	3	3	37	197	5.3	39	1	6	65	10.8	18	0
2023	Chiefs	4	4	81	313	3.9	29	3	12	60	5.0	14	0
<b>NFL TOTALS</b>		<b>7</b>	<b>7</b>	<b>118</b>	<b>510</b>	<b>4.3</b>	<b>39</b>	<b>4</b>	<b>18</b>	<b>125</b>	<b>6.9</b>	<b>18</b>	<b>0</b>

ISIAH PACHECO'S NFL REGULAR SEASON RETURN STATISTICS

DATE	TEAM	KICKOFF RETURNS					PUNT RETURNS					
		RET.	YDS.	AVG.	LG	TD	NO.	FC	YDS.	AVG.	LG	TD
2022	Chiefs	29	597	20.6	48	0	0	0	0	0.0	0	0
2023	Chiefs	0	0	0.0	0	0	0	0	0	0.0	0	0
2024	Chiefs	0	0	0.0	0	0	0	0	0	0.0	0	0
<b>NFL TOTALS</b>		<b>29</b>	<b>597</b>	<b>20.6</b>	<b>48</b>	<b>0</b>	<b>0</b>	<b>0</b>	<b>0</b>	<b>0.0</b>	<b>0</b>	<b>0</b>

ISIAH PACHECO'S NFL POSTSEASON RETURN STATISTICS

DATE	TEAM	KICKOFF RETURNS					PUNT RETURNS					
		RET.	YDS.	AVG.	LG	TD	NO.	FC	YDS.	AVG.	LG	TD
2022	Chiefs	2	45	22.5	23	0	0	0	0	0.0	0	0
2023	Chiefs	0	0	0.0	0	0	0	0	0	0.0	0	0
<b>NFL TOTALS</b>		<b>2</b>	<b>45</b>	<b>22.5</b>	<b>23</b>	<b>0</b>	<b>0</b>	<b>0</b>	<b>0</b>	<b>0.0</b>	<b>0</b>	<b>0</b>





SINGLE-GAME HIGHS: RUSHING/RECEIVING

<b>Rush Attempts</b>	22 vs. L.A. Rams, Nov 27, 2022 20 at N.Y. Jets, Oct 01, 2023 19 vs. Cincinnati, Sep 15, 2024 19 vs. Philadelphia, Nov 20, 2023 18 vs. Cincinnati, Dec 31, 2023 ...1 more at 18.	<b>Receiving TDs</b>	1 vs. Cincinnati, Dec 31, 2023 1 vs. L.A. Chargers, Oct 22, 2023
<b>Rushing Yards</b>	130 vs. Cincinnati, Dec 31, 2023 115 at N.Y. Jets, Oct 01, 2023 110 at Green Bay, Dec 03, 2023 107 at L.A. Chargers, Nov 20, 2022 90 vs. Cincinnati, Sep 15, 2024	<b>All-Purpose Yards</b>	198 at Cincinnati, Dec 04, 2022 169 at San Francisco, Oct 23, 2022 165 vs. Cincinnati, Dec 31, 2023 158 at N.Y. Jets, Oct 01, 2023 154 at Tampa Bay, Oct 02, 2022 5 at Cincinnati, Dec 04, 2022 5 at San Francisco, Oct 23, 2022 5 at Indianapolis, Sep 25, 2022 3 at Houston, Dec 18, 2022 ...2 more at 3.
<b>Rushing Average</b>	8.0 at Las Vegas, Jan 07, 2023 7.2 vs. Cincinnati, Dec 31, 2023 7.1 at L.A. Chargers, Nov 20, 2022 6.3 vs. Las Vegas, Nov 29, 2024 6.1 at Green Bay, Dec 03, 2023	<b>Kickoff Returns</b>	126 at San Francisco, Oct 23, 2022 116 at Cincinnati, Dec 04, 2022 94 at Indianapolis, Sep 25, 2022 91 at Tampa Bay, Oct 02, 2022 47 at Houston, Dec 18, 2022
<b>Longest Runs</b>	48t at N.Y. Jets, Oct 01, 2023 37 vs. Cincinnati, Dec 31, 2023 35 vs. Cincinnati, Dec 31, 2023 34 vs. Las Vegas, Nov 29, 2024 31 at Jacksonville, Sep 17, 2023 ...1 more at 31.	<b>Kickoff Return Yards</b>	48 at San Francisco, Oct 23, 2022 44 at Cincinnati, Dec 04, 2022 42 at Tampa Bay, Oct 02, 2022 29 at Indianapolis, Sep 25, 2022 26 vs. Tennessee, Nov 06, 2022 ...1 more at 26.
<b>Rushing TDs</b>	2 at Las Vegas, Nov 26, 2023 1 vs. Baltimore, Sep 05, 2024 1 vs. Las Vegas, Dec 25, 2023 1 at Green Bay, Dec 03, 2023 ...8 more at 1.	<b>Longest Kickoff Return</b>	30.3 at Tampa Bay, Oct 02, 2022 25.2 at San Francisco, Oct 23, 2022 23.2 at Cincinnati, Dec 04, 2022 18.8 at Indianapolis, Sep 25, 2022 15.7 at Houston, Dec 18, 2022
<b>Receptions</b>	7 vs. Cincinnati, Dec 31, 2023 6 vs. Denver, Oct 12, 2023 5 vs. Cincinnati, Sep 15, 2024 5 at Las Vegas, Nov 26, 2023 4 vs. Las Vegas, Dec 25, 2023 ...2 more at 4.	<b>Kickoff Return Average</b>	2 vs. L.A. Chargers, Sep 15, 2022 1 at San Francisco, Oct 23, 2022 2 at Las Vegas, Nov 26, 2023 1 vs. Baltimore, Sep 05, 2024 1 vs. Cincinnati, Dec 31, 2023 1 vs. Las Vegas, Dec 25, 2023 ...10 more at 1.
<b>Receiving Yards</b>	43 at N.Y. Jets, Oct 01, 2023 36 vs. Denver, Oct 12, 2023 35 vs. Cincinnati, Dec 31, 2023 34 at Las Vegas, Nov 26, 2023 33 vs. Baltimore, Sep 05, 2024	<b>Special Teams Tackles</b>	165 vs. Cincinnati, Dec 31, 2023 158 at N.Y. Jets, Oct 01, 2023 123 at Green Bay, Dec 03, 2023 111 vs. Cincinnati, Sep 15, 2024 107 at L.A. Chargers, Nov 20, 2022
<b>Receiving Average</b>	14.3 at N.Y. Jets, Oct 01, 2023 7.8 vs. Detroit, Sep 07, 2023 7.7 at Denver, Dec 11, 2022 7.0 vs. L.A. Chargers, Oct 22, 2023 6.8 at Las Vegas, Nov 26, 2023	<b>Most TDs</b>	
<b>Longest Receptions</b>	33 at N.Y. Jets, Oct 01, 2023 32 vs. Seattle, Dec 24, 2022 23 vs. Baltimore, Sep 05, 2024 21 vs. Cincinnati, Dec 31, 2023 17 at Denver, Dec 11, 2022 ...1 more at 17.	<b>Scrimmage Yards</b>	

SINGLE-GAME HIGHS - POSTSEASON: RUSHING/RECEIVING

**Rush Attempts** 24 at Baltimore, Jan 28, 2024  
 24 vs. Miami, Jan 13, 2024  
 18 vs. San Francisco, Feb 11, 2024  
 15 at Buffalo, Jan 21, 2024  
 15 at Philadelphia, Feb 12, 2023

**Rushing Yards** 97 at Buffalo, Jan 21, 2024  
 95 vs. Jacksonville, Jan 21, 2023  
 89 vs. Miami, Jan 13, 2024  
 76 at Philadelphia, Feb 12, 2023  
 68 at Baltimore, Jan 28, 2024

**Rushing Average** 7.9 vs. Jacksonville, Jan 21, 2023  
 6.5 at Buffalo, Jan 21, 2024  
 5.1 at Philadelphia, Feb 12, 2023  
 3.7 vs. Miami, Jan 13, 2024  
 3.3 vs. San Francisco, Feb 11, 2024

**Longest Runs** 39 vs. Jacksonville, Jan 21, 2023  
 29 at Buffalo, Jan 21, 2024  
 24 at Philadelphia, Feb 12, 2023  
 23 vs. Miami, Jan 13, 2024  
 12 at Baltimore, Jan 28, 2024  
 ...2 more at 12.

**Rushing TDs** 1 at Baltimore, Jan 28, 2024  
 1 at Buffalo, Jan 21, 2024  
 1 vs. Miami, Jan 13, 2024  
 ...1 more at 1.

**Receptions** 6 vs. San Francisco, Feb 11, 2024  
 5 vs. Cincinnati, Jan 29, 2023  
 4 at Baltimore, Jan 28, 2024  
 1 at Buffalo, Jan 21, 2024  
 1 vs. Miami, Jan 13, 2024  
 ...1 more at 1.

**Receiving Yards** 59 vs. Cincinnati, Jan 29, 2023  
 33 vs. San Francisco, Feb 11, 2024  
 14 at Baltimore, Jan 28, 2024  
 14 at Buffalo, Jan 21, 2024  
 6 vs. Jacksonville, Jan 21, 2023

**Receiving Average** 11.8 vs. Cincinnati, Jan 29, 2023  
 5.5 vs. San Francisco, Feb 11, 2024  
 3.5 at Baltimore, Jan 28, 2024

**Longest Receptions** 18 vs. Cincinnati, Jan 29, 2023  
 16 vs. Cincinnati, Jan 29, 2023  
 16 vs. Cincinnati, Jan 29, 2023  
 14 at Buffalo, Jan 21, 2024  
 10 at Baltimore, Jan 28, 2024

**All-Purpose Yards** 130 vs. Cincinnati, Jan 29, 2023  
 111 at Buffalo, Jan 21, 2024  
 101 vs. Jacksonville, Jan 21, 2023  
 92 vs. San Francisco, Feb 11, 2024  
 88 vs. Miami, Jan 13, 2024

**Kickoff Returns** 2 vs. Cincinnati, Jan 29, 2023

**Kickoff Return Yards** 45 vs. Cincinnati, Jan 29, 2023

**Longest Kickoff Return** 23 vs. Cincinnati, Jan 29, 2023  
 22 vs. Cincinnati, Jan 29, 2023

**Most TDs** 1 at Baltimore, Jan 28, 2024  
 1 at Buffalo, Jan 21, 2024  
 1 vs. Miami, Jan 13, 2024  
 ...1 more at 1.

100-YARD RUSHING GAMES (4): REGULAR SEASON

DATE	TEAM	ATT.	YDS.	AVG.	LG	TD
11/20/22	at Chargers	15	107	7.1	28	0
10/01/23	at Jets	20	115	5.8	48t	1
12/03/23	at Packers	18	110	6.1	26	1
12/31/23	BENGALS	18	130	7.2	37	0

2022 GAME-BY-GAME REGULAR-SEASON STATISTICS (CHIEFS)

DATE	OPPONENT	P/S	RUSHING					RECEIVING					W/L	SCORE	
			NO.	YDS.	AVG.	LG	TD	NO.	YDS.	AVG.	LG	TD			
09/11	at Cardinals	P	12	62	5.2	22	1	0	0	0.0	0	0	0	W	44-21
09/15	Chargers	P	2	6	3.0	6	0	0	0	0.0	0	0	0	W	27-24
09/25	at Colts	P	3	9	3.0	5	0	0	0	0.0	0	0	L	17-20	
10/02	at Buccaneers	P	11	63	5.7	9	0	0	0	0.0	0	0	W	41-31	
10/10	Raiders	P	1	0	0.0	0	0	0	0	0.0	0	0	W	30-29	
10/16	Bills	P	2	9	4.5	5	0	2	9	4.5	12	0	L	20-24	
10/23	at 49ers	S	8	43	5.4	17	0	0	0	0.0	0	0	W	44-23	
11/06	Titans	S	5	5	1.0	2	0	1	4	4.0	4	0	W	20-17+	
11/13	Jaguars	S	16	82	5.1	13	0	0	0	0.0	0	0	W	27-17	
11/20	at Chargers	S	15	107	7.1	28	0	0	0	0.0	0	0	W	30-27	
11/27	Rams	S	22	69	3.1	9	1	1	17	17.0	17	0	W	26-10	
12/04	at Bengals	S	14	66	4.7	16	1	2	16	8.0	16	0	L	24-27	
12/11	at Broncos	S	13	70	5.4	10	0	3	23	7.7	17	0	W	34-28	
12/18	at Texans	S	15	86	5.7	18	0	1	11	11.0	11	0	W	30-24+	
12/24	Seahawks	S	14	58	4.1	8	0	1	32	32.0	32	0	W	24-10	
01/01	Broncos	S	9	31	3.4	6	1	2	18	9.0	9	0	W	27-24	
01/07	at Raiders	S	8	64	8.0	31	1	0	0	0.0	0	0	W	31-13	
<b>2022 TOTALS</b>		<b>17-11</b>	<b>170</b>	<b>830</b>	<b>4.9</b>	<b>31</b>	<b>5</b>	<b>13</b>	<b>130</b>	<b>10.0</b>	<b>32</b>	<b>0</b>	<b>14-3</b>		

+ - Overtime



2023 GAME-BY-GAME REGULAR-SEASON STATISTICS (CHIEFS)

DATE	OPPONENT	P/S	RUSHING					RECEIVING					W/L	SCORE
			NO.	YDS.	AVG.	LG	TD	NO.	YDS.	AVG.	LG	TD		
09/07	Lions	P	8	23	2.9	7	0	4	31	7.8	10	0	L	20-21
09/17	at Jaguars	S	12	70	5.8	31	0	1	0	0.0	0	0	W	17-9
09/24	Bears	S	15	62	4.1	18	1	2	16	8.0	9	0	W	41-10
10/01	at Jets	S	20	115	5.8	48t	1	3	43	14.3	33	0	W	23-20
10/08	at Vikings	S	16	55	3.4	11	1	1	9	9.0	9	0	W	27-20
10/12	Broncos	S	16	62	3.9	15	0	6	36	6.0	9	0	W	19-8
10/22	Chargers	S	13	32	2.5	6	0	4	28	7.0	12	1	W	31-17
10/29	at Broncos	S	8	40	5.0	19	0	3	-3	-1.0	7	0	L	9-24
11/05	Dolphins	S	16	66	4.1	9	0	0	0	0.0	0	0	W	21-14
11/20	Eagles	S	19	89	4.7	24	0	1	2	2.0	2	0	L	17-21
11/26	at Raiders	S	15	55	3.7	8	2	5	34	6.8	14	0	W	31-17
12/03	at Packers	S	18	110	6.1	26	1	3	13	4.3	7	0	L	19-27
12/10	Bills												L	17-20
12/17	at Patriots												W	27-17
12/25	Raiders	S	11	26	2.4	12t	1	4	0	0.0	5	0	L	14-20
12/31	Bengals	S	18	130	7.2	37	0	7	35	5.0	21	1	W	25-17
01/07	at Chargers												W	13-12
DID NOT PLAY														
<b>2023 TOTALS</b>		<b>14-13</b>	<b>205</b>	<b>935</b>	<b>4.6</b>	<b>48T</b>	<b>7</b>	<b>44</b>	<b>244</b>	<b>5.5</b>	<b>33</b>	<b>2</b>	<b>11-6</b>	

2024 GAME-BY-GAME REGULAR-SEASON STATISTICS (CHIEFS)

DATE	OPPONENT	P/S	RUSHING					RECEIVING					W/L	SCORE
			NO.	YDS.	AVG.	LG	TD	NO.	YDS.	AVG.	LG	TD		
09/05	Ravens	S	15	45	3.0	5	1	2	33	16.5	23	0	W	27-20
09/15	Bengals	S	19	90	4.7	11	0	5	21	4.2	13	0	W	26-25
09/22	at Falcons												W	22-17
09/29	at Chargers												W	17-10
10/07	Saints												W	26-13
10/20	at 49ers												W	28-18
10/27	at Raiders												W	27-20
11/04	Buccaneers												W	30-24+
11/10	Broncos												W	16-14
11/17	at Bills												L	21-30
11/24	at Panthers												W	30-27
11/29	Raiders	P	7	44	6.3	34	0	1	5	5.0	5	0	W	19-17
<b>2024 TOTALS</b>		<b>3-2</b>	<b>41</b>	<b>179</b>	<b>4.4</b>	<b>34</b>	<b>1</b>	<b>8</b>	<b>59</b>	<b>7.4</b>	<b>23</b>	<b>0</b>	<b>11-1</b>	

+ - Overtime

2022 GAME-BY-GAME POSTSEASON STATISTICS (CHIEFS)

DATE	OPPONENT	P/S	RUSHING					RECEIVING					W/L	SCORE
			NO.	YDS.	AVG.	LG	TD	NO.	YDS.	AVG.	LG	TD		
01/21	Jaguars	S	12	95	7.9	39	0	1	6	6.0	6	0	W	27-20
01/29	Bengals	S	10	26	2.6	6	0	5	59	11.8	18	0	W	23-20
02/12	at Eagles	S	15	76	5.1	24	1	0	0	0.0	0	0	W	38-35
<b>2022 TOTALS</b>		<b>3-3</b>	<b>37</b>	<b>197</b>	<b>5.3</b>	<b>39</b>	<b>1</b>	<b>6</b>	<b>65</b>	<b>10.8</b>	<b>18</b>	<b>0</b>	<b>3-0</b>	

2023 GAME-BY-GAME POSTSEASON STATISTICS (CHIEFS)


DATE	OPPONENT	P/S	RUSHING					RECEIVING					W/L	SCORE
			NO.	YDS.	AVG.	LG	TD	NO.	YDS.	AVG.	LG	TD		
01/13	Dolphins	S	24	89	3.7	23	1	1	-1	-1.0	-1	0	W	26-7
01/21	at Bills	S	15	97	6.5	29	1	1	14	14.0	14	0	W	27-24
01/28	at Ravens	S	24	68	2.8	12	1	4	14	3.5	10	0	W	17-10
02/11	49ers	S	18	59	3.3	10	0	6	33	5.5	8	0	W	25-22+
<b>2023 TOTALS</b>		<b>4-4</b>	<b>81</b>	<b>313</b>	<b>3.9</b>	<b>29</b>	<b>3</b>	<b>12</b>	<b>60</b>	<b>5.0</b>	<b>14</b>	<b>0</b>	<b>4-0</b>	

+ - Overtime





# MIKE PENNEL



**NOSE TACKLE #69**  
**COLORADO STATE-PUEBLO**

**10<sup>TH</sup>** YEAR IN THE NFL

**4<sup>TH</sup>** YEAR WITH THE CHIEFS

**HEIGHT:** 6'4"  
**WEIGHT:** 330 LBS  
**DRAFTED:** FA-23  
**BIRTHDAY:** 5/9/91

- 👁️ Pennel enters his fourth season with the Chiefs in 2024.
- 👁️ Spent two seasons with the Chiefs (2019-20), playing 22 games for the club. Rejoined the club in 2023 on the team's practice squad.
- 👁️ Originally entered the NFL as an undrafted free agent with Green Bay in 2014.

**Transactions:**

Signed with Kansas City (3/13/24) ... Signed to Kansas City's practice squad (10/24/2023) ... Signed to Chicago's practice

squad (9/12/2022) ... Signed to Chicago's practice squad (09/10/2022) ... Cut by Chicago (9/9/22) ... Signed to the Chicago Bears (6/14/2022) ... Signed to Atlanta's practice squad (9/15/2021) ... Cut by Chicago (8/31/21) ... Signed by the Chicago Bears (06/21/2021) ... Signed by Kansas City (10/19/19) ... Released by New England (8/26/19) ... Signed by New England (3/15/19) ... Re-signed by the New York Jets (3/18/18) ... Re-signed by the New York Jets (3/16/17) ... Acquired via waivers by the New York Jets (2/6/17) ... Released by Green Bay (1/9/17) ... Originally entered the NFL as an undrafted free agent with the Green Bay Packers in 2014.

**COLLEGE**

Finished his college career at Colorado State University-Pueblo (2013) after spending a year at Arizona State (2012) and two years at Scottsdale Community College (2010-11) ... Played in all 12 games with 10 starts for CSU-Pueblo recording 36 tackles (15 solo), including six for a loss, 7.0 sacks, three forced fumbles, two fumble recoveries and four passes defended ... Helped the ThunderWolves win their third straight Rocky Mountain Athletic Conference title ... Compiled 71 tackles (23.0 for loss), 3.0 sacks, three forced fumbles and three fumble recoveries during his two seasons at Scottsdale CC ... Earned All-American honors as a sophomore in 2011.

**PERSONAL**

- 👁️ Graduated from Grandview High School in Aurora, Colo., after spending time at Cherokee Trails High School in Aurora and J.K. Mullen High School in Denver.
- 👁️ Earned one varsity letter as a nose tackle at Grandview.
- 👁️ Survived a childhood bout with cancer when he was just three years old.
- 👁️ Majored in social communications at CSU-Pueblo.
- 👁️ Hometown: Aurora, Colorado.
- 👁️ Last name pronounced: puh-NELL.

**MIKE PENNEL'S NFL REGULAR SEASON DEFENSIVE STATISTICS**

DATE	TEAM	GP	GS	TACKLES						INTERCEPTIONS						O. FUMB				ST				MISC														
				TK	S	A	TFL	YDS	SK	YDS	QBH	NO	YDS	LG	TD	PD	FF	FR	TD	YDS	TK	S	A	FF	FR	S	A											
2014	Packers	13	0	8	7	1	1	0	0.0	0.0	1	0	0	0	0	0	0	0	0	0	0	0	0	0	0	0	0	0	0	0	0	0	0	0	0	0	0	0
2015	Packers	16	5	25	16	9	2	2	1.0	0.0	4	0	0	0	0	0	1	0	0	0	0	0	0	0	0	0	0	0	0	0	0	0	0	0	0	0	0	
2016	Packers	8	0	7	5	2	3	17	0.0	0.0	1	0	0	0	0	1	0	0	0	0	0	0	0	0	0	0	0	0	0	0	0	0	0	0	0	0	0	
2017	Jets	16	3	35	20	15	0	0	0.0	0.0	1	0	0	0	0	0	0	0	0	0	0	0	0	0	0	0	0	0	0	0	0	0	0	0	0	0	0	
2018	Jets	16	7	27	16	11	0	0	0.0	0.0	2	0	0	0	0	1	0	0	0	0	0	0	0	0	0	0	0	0	0	0	0	0	0	0	0	0	0	
2019	Chiefs	8	0	24	13	11	2	11	1.0	8.0	2	0	0	0	0	0	0	0	0	0	0	0	0	0	0	0	0	0	0	0	0	0	0	0	0	0	0	
2020	Chiefs	14	1	29	13	16	0	0	0.0	0.0	1	0	0	0	0	0	0	0	0	0	0	0	0	0	0	0	0	0	0	0	0	0	0	0	0	0	0	
2021	Falcons	10	5	21	9	12	0	0	0.0	0.0	0	0	0	0	0	0	0	0	0	0	0	0	0	0	0	0	0	0	0	0	0	0	0	0	0	0	0	
2022	Bears	17	2	26	16	10	2	4	0.0	0.0	2	0	0	0	0	1	1	1	0	0	0	0	0	0	0	0	0	0	0	0	0	0	0	0	0	0	0	
2023	Chiefs	3	0	4	2	2	1	2	0.0	0.0	0	0	0	0	0	0	0	0	0	0	0	0	0	0	0	0	0	0	0	0	0	0	0	0	0	0	0	
2024	Chiefs	12	5	16	6	10	1	1	2.0	1.0	2	0	0	0	0	0	1	0	0	0	0	0	0	0	0	0	0	0	0	0	0	0	0	0	0	0	0	
<b>NFL TOTALS</b>		<b>133</b>	<b>28</b>	<b>222</b>	<b>123</b>	<b>99</b>	<b>12</b>	<b>37</b>	<b>4.0</b>	<b>9.0</b>	<b>16</b>	<b>0</b>	<b>0</b>	<b>0</b>	<b>0</b>	<b>3</b>	<b>3</b>	<b>1</b>	<b>0</b>	<b>0</b>	<b>0</b>	<b>0</b>	<b>0</b>	<b>0</b>	<b>0</b>	<b>0</b>	<b>0</b>	<b>0</b>	<b>0</b>	<b>0</b>	<b>0</b>	<b>0</b>	<b>0</b>	<b>0</b>	<b>0</b>	<b>0</b>		



MIKE PENNEL'S NFL POSTSEASON DEFENSIVE STATISTICS

DATE	TEAM	GP	GS	TACKLES							INTERCEPTIONS					O. FUMB				ST				MISC		
				TK	S	A	TFL	YDS	SK	YDS	QBH	NO	YDS	LG	TD	PD	FF	FR	TD	YDS	TK	S	A	FF	FR	S
2014	Packers	2	0	1	1	0	0	0	0.0	0.0	0	0	0	0	0	0	0	0	0	0	0	0	0	0	0	0
2015	Packers	2	0	2	2	0	0	0	0.0	0.0	0	0	0	0	0	0	0	0	0	0	0	0	0	0	0	
2016	Packers	0	0	0	0	0	0	0	0.0	0.0	0	0	0	0	0	0	0	0	0	0	0	0	0	0	0	
2019	Chiefs	3	2	7	2	5	0	0	0.0	0.0	1	0	0	0	0	0	0	0	0	0	0	0	0	0	0	
2020	Chiefs	3	0	1	0	1	0	0	0.0	0.0	0	0	0	0	0	0	0	0	0	0	0	0	0	0	0	
2023	Chiefs	4	3	12	5	7	1	0	0.0	0.0	0	0	0	0	0	0	0	0	0	0	0	0	0	0	0	
<b>NFL TOTALS</b>		<b>14</b>	<b>5</b>	<b>23</b>	<b>10</b>	<b>13</b>	<b>1</b>	<b>0</b>	<b>0.0</b>	<b>0.0</b>	<b>1</b>	<b>0</b>	<b>0</b>	<b>0</b>	<b>0</b>	<b>0</b>	<b>0</b>	<b>0</b>	<b>0</b>	<b>0</b>	<b>0</b>	<b>0</b>	<b>0</b>	<b>0</b>	<b>0</b>	

SINGLE-GAME HIGHS: DEFENSIVE

<b>Total Tackles</b>	10 vs. New England, Oct 05, 2020 7 vs. Carolina, Nov 26, 2017 6 vs. L.A. Chargers, Dec 29, 2019 5 at San Francisco, Dec 19, 2021 5 vs. Buffalo, Nov 11, 2018 ...3 more at 5.	<b>Passes Defensed</b>	1 vs. Philadelphia, Dec 18, 2022 1 at Tennessee, Dec 02, 2018 1 vs. Chicago, Oct 20, 2016
<b>Solo Tackles</b>	5 vs. New England, Oct 05, 2020 4 vs. L.A. Chargers, Dec 29, 2019 4 vs. L.A. Chargers, Dec 24, 2017 3 at N.Y. Giants, Oct 02, 2022 3 at Carolina, Dec 12, 2021 ...9 more at 3.	<b>Forced Fumbles</b>	1 at Arizona, Dec 27, 2015
<b>Sacks</b>	1.0 at L.A. Chargers, Nov 18, 2019 1.0 at Arizona, Dec 27, 2015	<b>Tackles For Loss</b>	2 at L.A. Chargers, Nov 18, 2019 2 vs. Dallas, Oct 16, 2016 1 vs. Las Vegas, Dec 25, 2023 1 at Detroit, Jan 01, 2023 ...5 more at 1.

SINGLE-GAME HIGHS - POSTSEASON: DEFENSIVE

<b>Total Tackles</b>	6 vs. San Francisco, Feb 11, 2024 4 vs. Tennessee, Jan 19, 2020 3 at Buffalo, Jan 21, 2024 3 vs. Miami, Jan 13, 2024 2 vs. Houston, Jan 12, 2020 ...1 more at 2.	<b>Tackles For Loss</b>	1 vs. San Francisco, Feb 11, 2024
<b>Solo Tackles</b>	2 vs. San Francisco, Feb 11, 2024 2 vs. Miami, Jan 13, 2024 2 vs. Houston, Jan 12, 2020 ...1 more at 2.		

2014 GAME-BY-GAME REGULAR-SEASON STATISTICS (PACKERS)

DATE	OPPONENT	P/S	TACKLES							INTERCEPTIONS					O. FUMB				ST				MISC		W/L	SCORE		
			TK	S	A	SK	YDS	TFL	YDS	QBH	NO	YDS	LG	TD	PD	FF	FR	TD	YDS	TK	S	A	FF	FR			S	A
09/04	at Seahawks																									L	16-36	
09/14	Jets																									W	31-24	
09/21	at Lions																									L	7-19	
09/28	at Bears	P	2	1	1	0.0	0.0	0	0	0	0	0	0	0	0	0	0	0	0	0	0	0	0	0	0	0	W	38-17
10/02	Vikings	P	2	2	0	0.0	0.0	0	0	0	0	0	0	0	0	0	0	0	0	0	0	0	0	0	0	0	W	42-10
10/12	at Dolphins	P	1	1	0	0.0	0.0	0	0	0	0	0	0	0	0	0	0	0	0	0	0	0	0	0	0	0	W	27-24
10/19	Panthers	P	3	3	0	0.0	0.0	1	0	0	0	0	0	0	0	0	0	0	0	0	0	0	0	0	0	0	W	38-17
10/26	at Saints	P	0	0	0	0.0	0.0	0	0	0	0	0	0	0	0	0	0	0	0	0	0	0	0	0	0	L	23-44	
11/09	Bears	P	0	0	0	0.0	0.0	0	0	1	0	0	0	0	0	0	0	0	0	0	0	0	0	0	0	0	W	55-14
11/16	Eagles	P	0	0	0	0.0	0.0	0	0	0	0	0	0	0	0	0	0	0	0	0	0	0	0	0	0	0	W	53-20
11/23	at Vikings	P	0	0	0	0.0	0.0	0	0	0	0	0	0	0	0	0	0	0	0	0	0	0	0	0	0	0	W	24-21
11/30	Patriots	P	0	0	0	0.0	0.0	0	0	0	0	0	0	0	0	0	0	0	0	0	0	0	0	0	0	0	W	26-21
12/08	Falcons	P	0	0	0	0.0	0.0	0	0	0	0	0	0	0	0	0	0	0	0	0	0	0	0	0	0	0	W	43-37
12/14	at Bills	P	0	0	0	0.0	0.0	0	0	0	0	0	0	0	0	0	0	0	0	0	0	0	0	0	0	L	13-21	
12/21	at Buccaneers	P	0	0	0	0.0	0.0	0	0	0	0	0	0	0	0	0	0	0	0	0	0	0	0	0	0	0	W	20-3
12/28	Lions	P	0	0	0	0.0	0.0	0	0	0	0	0	0	0	0	0	0	0	0	0	0	0	0	0	0	0	W	30-20
<b>2014 TOTALS</b>		<b>13-0</b>	<b>8</b>	<b>7</b>	<b>1</b>	<b>0.0</b>	<b>0.0</b>	<b>1</b>	<b>0</b>	<b>1</b>	<b>0</b>	<b>0</b>	<b>0</b>	<b>0</b>	<b>0</b>	<b>0</b>	<b>0</b>	<b>0</b>	<b>0</b>	<b>0</b>	<b>0</b>	<b>0</b>	<b>0</b>	<b>0</b>	<b>0</b>	<b>12-4</b>		



2015 GAME-BY-GAME REGULAR-SEASON STATISTICS (PACKERS)

DATE	OPPONENT	P/S	TACKLES							INTERCEPTIONS					O. FUMB			ST				MISC		W/L	SCORE			
			TK	S	A	SK	YDS	TFL	YDS	QBH	NO	YDS	LG	TD	PD	FF	FR	TD	YDS	TK	S	A	FF			FR	S	A
09/13	at Bears	S	1	0	1	0.0	0.0	0	0	0	0	0	0	0	0	0	0	0	0	0	0	0	0	0	0	0	W	31-23
09/20	Seahawks	P	3	3	0	0.0	0.0	1	1	0	0	0	0	0	0	0	0	0	0	0	0	0	0	0	0	W	27-17	
09/28	Chiefs	S	2	1	1	0.0	0.0	0	0	0	0	0	0	0	0	0	0	0	0	0	0	0	0	0	0	W	38-28	
10/04	at 49ers	S	0	0	0	0.0	0.0	0	0	0	0	0	0	0	0	0	0	0	0	0	0	0	0	0	0	W	17-3	
10/11	Rams	P	2	1	1	0.0	0.0	0	0	0	0	0	0	0	0	0	0	0	0	0	0	0	0	0	0	W	24-10	
10/18	Chargers	P	1	0	1	0.0	0.0	0	0	2	0	0	0	0	0	0	0	0	0	0	0	0	0	0	0	W	27-20	
11/01	at Broncos	P	3	3	0	0.0	0.0	0	0	0	0	0	0	0	0	0	0	0	0	0	0	0	0	0	0	L	10-29	
11/08	at Panthers	P	1	0	1	0.0	0.0	0	0	0	0	0	0	0	0	0	0	0	0	0	0	0	0	0	0	L	29-37	
11/15	Lions	P	0	0	0	0.0	0.0	0	0	0	0	0	0	0	0	0	0	0	0	0	0	0	0	0	0	L	16-18	
11/22	at Vikings	P	1	0	1	0.0	0.0	0	0	0	0	0	0	0	0	0	0	0	0	0	0	0	0	0	0	W	30-13	
11/26	Bears	P	2	1	1	0.0	0.0	0	0	0	0	0	0	0	0	0	0	0	0	0	0	0	0	0	0	L	13-17	
12/03	at Lions	P	1	0	1	0.0	0.0	0	0	0	0	0	0	0	0	0	0	0	0	0	0	0	0	0	0	W	27-23	
12/13	Cowboys	S	2	2	0	0.0	0.0	1	1	0	0	0	0	0	0	0	0	0	0	0	0	0	0	0	0	W	28-7	
12/20	at Raiders	P	1	1	0	0.0	0.0	0	0	0	0	0	0	0	0	0	0	0	0	0	0	0	0	0	0	W	30-20	
12/27	at Cardinals	P	3	3	0	1.0	0.0	0	0	2	0	0	0	0	0	1	0	0	0	0	0	0	0	0	0	L	8-38	
01/03	Vikings	S	2	1	1	0.0	0.0	0	0	0	0	0	0	0	0	0	0	0	0	0	0	0	0	0	0	L	13-20	
<b>2015 TOTALS</b>			<b>16-5</b>	<b>25</b>	<b>16</b>	<b>9</b>	<b>1.0</b>	<b>0.0</b>	<b>2</b>	<b>2</b>	<b>4</b>	<b>0</b>	<b>0</b>	<b>0</b>	<b>0</b>	<b>0</b>	<b>1</b>	<b>0</b>	<b>0</b>	<b>0</b>	<b>0</b>	<b>0</b>	<b>0</b>	<b>0</b>	<b>0</b>	<b>10-6</b>		

2016 GAME-BY-GAME REGULAR-SEASON STATISTICS (PACKERS)

DATE	OPPONENT	P/S	TACKLES							INTERCEPTIONS					O. FUMB			ST				MISC		W/L	SCORE				
			TK	S	A	SK	YDS	TFL	YDS	QBH	NO	YDS	LG	TD	PD	FF	FR	TD	YDS	TK	S	A	FF			FR	S	A	
09/11	at Jaguars		RESERVE/LEAGUE SUSP.																							W	27-23		
09/18	at Vikings		RESERVE/LEAGUE SUSP.																									L	14-17
09/25	Lions		RESERVE/LEAGUE SUSP.																									W	34-27
10/09	Giants		RESERVE/LEAGUE SUSP.																									W	23-16
10/16	Cowboys	P	3	3	0	0.0	0.0	2	13	0	0	0	0	0	0	0	0	0	0	0	0	0	0	0	0	0	L	16-30	
10/20	Bears	P	1	1	0	0.0	0.0	0	0	0	0	0	0	1	0	0	0	0	0	0	0	0	0	0	0	0	W	26-10	
10/30	at Falcons	P	1	0	1	0.0	0.0	0	0	0	0	0	0	0	0	0	0	0	0	0	0	0	0	0	0	0	L	32-33	
11/06	Colts	P	0	0	0	0.0	0.0	0	0	1	0	0	0	0	0	0	0	0	0	0	0	0	0	0	0	0	L	26-31	
11/13	at Titans	P	1	0	1	0.0	0.0	0	0	0	0	0	0	0	0	0	0	0	0	0	0	0	0	0	0	0	L	25-47	
11/20	at Redskins	P	0	0	0	0.0	0.0	0	0	0	0	0	0	0	0	0	0	0	0	0	0	0	0	0	0	0	L	24-42	
11/28	at Eagles	P	0	0	0	0.0	0.0	0	0	0	0	0	0	0	0	0	0	0	0	0	0	0	0	0	0	0	W	27-13	
12/04	Texans	P	1	1	0	0.0	0.0	1	4	0	0	0	0	0	0	0	0	0	0	0	0	0	0	0	0	W	21-13		
12/11	Seahawks		RESERVE/LEAGUE SUSP.																							W	38-10		
12/18	at Bears		RESERVE/LEAGUE SUSP.																								W	30-27	
12/24	Vikings		RESERVE/LEAGUE SUSP.																							W	38-25		
01/01	at Lions		RESERVE/LEAGUE SUSP.																								W	31-24	
<b>2016 TOTALS</b>			<b>8-0</b>	<b>7</b>	<b>5</b>	<b>2</b>	<b>0.0</b>	<b>0.0</b>	<b>3</b>	<b>17</b>	<b>1</b>	<b>0</b>	<b>0</b>	<b>0</b>	<b>0</b>	<b>1</b>	<b>0</b>	<b>0</b>	<b>0</b>	<b>0</b>	<b>0</b>	<b>0</b>	<b>0</b>	<b>0</b>	<b>0</b>	<b>0</b>	<b>10-6</b>		

2017 GAME-BY-GAME REGULAR-SEASON STATISTICS (JETS)

DATE	OPPONENT	P/S	TACKLES							INTERCEPTIONS					O. FUMB			ST				MISC		W/L	SCORE		
			TK	S	A	SK	YDS	TFL	YDS	QBH	NO	YDS	LG	TD	PD	FF	FR	TD	YDS	TK	S	A	FF			FR	S
09/10	at Bills	P	5	3	2	0.0	0.0	0	0	0	0	0	0	0	0	0	0	0	0	0	0	0	0	0	0	L	12-21
09/17	at Raiders	P	3	1	2	0.0	0.0	0	0	0	0	0	0	0	0	0	0	0	0	0	0	0	0	0	0	L	20-45
09/24	Dolphins	P	0	0	0	0.0	0.0	0	0	0	0	0	0	0	0	0	0	0	0	0	0	0	0	0	0	W	20-6
10/01	Jaguars	S	3	0	3	0.0	0.0	0	0	0	0	0	0	0	0	0	0	0	0	0	0	0	0	0	0	W	23-20+
10/08	at Browns	P	0	0	0	0.0	0.0	0	0	0	0	0	0	0	0	0	0	0	0	0	0	0	0	0	0	W	17-14
10/15	Patriots	P	1	1	0	0.0	0.0	0	0	0	0	0	0	0	0	0	0	0	0	0	0	0	0	0	0	L	17-24
10/22	at Dolphins	P	1	1	0	0.0	0.0	0	0	0	0	0	0	0	0	0	0	0	0	0	0	0	0	0	0	L	28-31
10/29	Falcons	P	0	0	0	0.0	0.0	0	0	0	0	0	0	0	0	0	0	0	0	0	0	0	0	0	0	L	20-25
11/02	Bills	P	2	2	0	0.0	0.0	0	0	0	0	0	0	0	0	0	0	0	0	0	0	0	0	0	0	W	34-21
11/12	at Buccaneers	P	0	0	0	0.0	0.0	0	0	0	0	0	0	0	0	0	0	0	0	0	0	0	0	0	0	L	10-15
11/26	Panthers	P	7	2	5	0.0	0.0	0	0	0	0	0	0	0	0	0	0	0	0	0	0	0	0	0	0	L	27-35
12/03	Chiefs	P	1	1	0	0.0	0.0	0	0	0	0	0	0	0	0	0	0	0	0	0	0	0	0	0	0	W	38-31
12/10	at Broncos	P	1	1	0	0.0	0.0	0	0	1	0	0	0	0	0	0	0	0	0	0	0	0	0	0	0	L	0-23
12/17	at Saints	P	1	1	0	0.0	0.0	0	0	0	0	0	0	0	0	0	0	0	0	0	0	0	0	0	0	L	19-31
12/24	Chargers	S	5	4	1	0.0	0.0	0	0	0	0	0	0	0	0	0	0	0	0	0	0	0	0	0	0	L	7-14
12/31	at Patriots	S	5	3	2	0.0	0.0	0	0	0	0	0	0	0	0	0	0	0	0	0	0	0	0	0	0	L	6-26
<b>2017 TOTALS</b>			<b>16-3</b>	<b>35</b>	<b>20</b>	<b>15</b>	<b>0.0</b>	<b>0.0</b>	<b>0</b>	<b>0</b>	<b>1</b>	<b>0</b>	<b>0</b>	<b>0</b>	<b>0</b>	<b>0</b>	<b>0</b>	<b>0</b>	<b>0</b>	<b>0</b>	<b>0</b>	<b>0</b>	<b>0</b>	<b>0</b>	<b>0</b>	<b>5-11</b>	

+ - Overtime



2018 GAME-BY-GAME REGULAR-SEASON STATISTICS (JETS)

DATE	OPPONENT	P/S	TACKLES							INTERCEPTIONS				O. FUMB				ST				MISC		W/L	SCORE					
			TK	S	A	SK	YDS	TFL	YDS	QBH	NO	YDS	LG	TD	PD	FF	FR	TD	YDS	TK	S	A	FF			FR	S	A		
09/10	at Lions	P	0	0	0	0.0	0.0	0	0	0	0	0	0	0	0	0	0	0	0	0	0	0	0	0	0	0	0	W	48-17	
09/16	Dolphins	P	1	1	0	0.0	0.0	0	0	0	0	0	0	0	0	0	0	0	0	0	0	0	0	0	0	0	0	L	12-20	
09/20	at Browns	P	1	0	1	0.0	0.0	0	0	0	0	0	0	0	0	0	0	0	0	0	0	0	0	0	0	0	0	L	17-21	
09/30	at Jaguars	P	0	0	0	0.0	0.0	0	0	0	0	0	0	0	0	0	0	0	0	0	0	0	0	0	0	0	0	L	12-31	
10/07	Broncos	P	1	1	0	0.0	0.0	0	0	0	0	0	0	0	0	0	0	0	0	0	0	0	0	0	0	0	W	34-16		
10/14	Colts	P	1	1	0	0.0	0.0	0	0	0	0	0	0	0	0	0	0	0	0	0	0	0	0	0	0	0	W	42-34		
10/21	Vikings	P	0	0	0	0.0	0.0	0	0	0	0	0	0	0	0	0	0	0	0	0	0	0	0	0	0	0	L	17-37		
10/28	at Bears	P	4	2	2	0.0	0.0	0	0	1	0	0	0	0	0	0	0	0	0	0	0	0	0	0	0	0	L	10-24		
11/04	at Dolphins	S	1	1	0	0.0	0.0	0	0	0	0	0	0	0	0	0	0	0	0	0	0	0	0	0	0	0	L	6-13		
11/11	Bills	S	5	3	2	0.0	0.0	0	0	0	0	0	0	0	0	0	0	0	0	0	0	0	0	0	0	0	L	10-41		
11/25	Patriots	S	1	1	0	0.0	0.0	0	0	0	0	0	0	0	0	0	0	0	0	0	0	0	0	0	0	0	L	13-27		
12/02	at Titans	S	4	1	3	0.0	0.0	0	0	0	0	0	0	0	1	0	0	0	0	0	0	0	0	0	0	0	L	22-26		
12/09	at Bills	S	3	2	1	0.0	0.0	0	0	0	0	0	0	0	0	0	0	0	0	0	0	0	0	0	0	0	W	27-23		
12/15	Texans	S	2	2	0	0.0	0.0	0	0	0	0	0	0	0	0	0	0	0	0	0	0	0	0	0	0	0	L	22-29		
12/23	Packers	S	0	0	0	0.0	0.0	0	0	0	0	0	0	0	0	0	0	0	0	0	0	0	0	0	0	0	L	38-44+		
12/30	at Patriots	P	3	1	2	0.0	0.0	0	0	1	0	0	0	0	0	0	0	0	0	0	0	0	0	0	0	0	L	3-38		
<b>2018 TOTALS</b>			<b>16-7</b>	<b>27</b>	<b>16</b>	<b>11</b>	<b>0.0</b>	<b>0.0</b>	<b>0</b>	<b>0</b>	<b>2</b>	<b>0</b>	<b>0</b>	<b>0</b>	<b>0</b>	<b>1</b>	<b>0</b>	<b>0</b>	<b>0</b>	<b>0</b>	<b>0</b>	<b>0</b>	<b>0</b>	<b>0</b>	<b>0</b>	<b>0</b>	<b>0</b>	<b>0</b>	<b>0</b>	<b>4-12</b>

+ - Overtime

2019 GAME-BY-GAME REGULAR-SEASON STATISTICS (CHIEFS)

DATE	OPPONENT	P/S	TACKLES							INTERCEPTIONS				O. FUMB				ST				MISC		W/L	SCORE					
			TK	S	A	SK	YDS	TFL	YDS	QBH	NO	YDS	LG	TD	PD	FF	FR	TD	YDS	TK	S	A	FF			FR	S	A		
09/08	at Jaguars																										W	40-26		
09/15	at Raiders																										W	28-10		
09/22	Ravens																									W	33-28			
09/29	at Lions																									W	34-30			
10/06	Colts																									L	13-19			
10/13	Texans																									L	24-31			
10/17	at Broncos																									W	30-6			
10/27	Packers	P	2	2	0	0.0	0.0	0	0	0	0	0	0	0	0	0	0	0	0	0	0	0	0	0	0	0	L	24-31		
11/03	Vikings	P	3	1	2	0.0	0.0	0	0	0	0	0	0	0	0	0	0	0	0	0	0	0	0	0	0	0	W	26-23		
11/10	at Titans																									L	32-35			
11/18	at Chargers	P	3	2	1	1.0	8.0	2	11	2	0	0	0	0	0	0	0	0	0	0	0	0	0	0	0	0	W	24-17		
12/01	Raiders	P	3	1	2	0.0	0.0	0	0	0	0	0	0	0	0	0	0	0	0	0	0	0	0	0	0	0	W	40-9		
12/08	at Patriots	P	3	2	1	0.0	0.0	0	0	0	0	0	0	0	0	0	0	0	0	0	0	0	0	0	0	0	W	23-16		
12/15	Broncos	P	3	1	2	0.0	0.0	0	0	0	0	0	0	0	0	0	0	0	0	0	0	0	0	0	0	0	W	23-3		
12/22	at Bears	P	1	0	1	0.0	0.0	0	0	0	0	0	0	0	0	0	0	0	0	0	0	0	0	0	0	0	W	26-3		
12/29	Chargers	P	6	4	2	0.0	0.0	0	0	0	0	0	0	0	0	0	0	0	0	0	0	0	0	0	0	0	W	31-21		
<b>2019 TOTALS</b>			<b>8-0</b>	<b>24</b>	<b>13</b>	<b>11</b>	<b>1.0</b>	<b>8.0</b>	<b>2</b>	<b>11</b>	<b>2</b>	<b>0</b>	<b>0</b>	<b>0</b>	<b>0</b>	<b>0</b>	<b>0</b>	<b>0</b>	<b>0</b>	<b>0</b>	<b>0</b>	<b>0</b>	<b>0</b>	<b>0</b>	<b>0</b>	<b>0</b>	<b>0</b>	<b>0</b>	<b>0</b>	<b>12-4</b>

2020 GAME-BY-GAME REGULAR-SEASON STATISTICS (CHIEFS)

DATE	OPPONENT	P/S	TACKLES							INTERCEPTIONS				O. FUMB				ST				MISC		W/L	SCORE					
			TK	S	A	SK	YDS	TFL	YDS	QBH	NO	YDS	LG	TD	PD	FF	FR	TD	YDS	TK	S	A	FF			FR	S	A		
09/10	Texans																										W	34-20		
09/20	at Chargers																										W	23-20+		
09/28	at Ravens	P	1	0	1	0.0	0.0	0	0	0	0	0	0	0	0	0	0	0	0	0	0	0	0	0	0	0	W	34-20		
10/05	Patriots	S	10	5	5	0.0	0.0	0	0	0	0	0	0	0	0	0	0	0	0	0	0	0	0	0	0	0	W	26-10		
10/11	Raiders	P	1	1	0	0.0	0.0	0	0	0	0	0	0	0	0	0	0	0	0	0	0	0	0	0	0	0	L	32-40		
10/19	at Bills	P	0	0	0	0.0	0.0	0	0	0	0	0	0	0	0	0	0	0	0	0	0	0	0	0	0	0	W	26-17		
10/25	at Broncos	P	2	1	1	0.0	0.0	0	0	0	0	0	0	0	0	0	0	0	0	0	0	0	0	0	0	0	W	43-16		
11/01	Jets	P	2	0	2	0.0	0.0	0	0	0	0	0	0	0	0	0	0	0	0	0	0	0	0	0	0	0	W	35-9		
11/08	Panthers	P	0	0	0	0.0	0.0	0	0	0	0	0	0	0	0	0	0	0	0	0	0	0	0	0	0	0	W	33-31		
11/22	at Raiders	P	1	0	1	0.0	0.0	0	0	0	0	0	0	0	0	0	0	0	0	0	0	0	0	0	0	0	W	35-31		
11/29	at Buccaneers	P	0	0	0	0.0	0.0	0	0	0	0	0	0	0	0	0	0	0	0	0	0	0	0	0	0	0	W	27-24		
12/06	Broncos	P	0	0	0	0.0	0.0	0	0	0	0	0	0	0	0	0	0	0	0	0	0	0	0	0	0	0	W	22-16		
12/13	at Dolphins	P	4	2	2	0.0	0.0	0	0	0	0	0	0	0	0	0	0	0	0	0	0	0	0	0	0	0	W	33-27		
12/20	at Saints	P	1	0	1	0.0	0.0	0	0	0	0	0	0	0	0	0	0	0	0	0	0	0	0	0	0	0	W	32-29		
12/27	Falcons	P	4	3	1	0.0	0.0	0	0	0	0	0	0	0	0	0	0	0	0	0	0	0	0	0	0	0	W	17-14		
01/03	Chargers	P	3	1	2	0.0	0.0	0	0	1	0	0	0	0	0	0	0	0	0	0	0	0	0	0	0	0	L	21-38		
<b>2020 TOTALS</b>			<b>14-1</b>	<b>29</b>	<b>13</b>	<b>16</b>	<b>0.0</b>	<b>0.0</b>	<b>0</b>	<b>0</b>	<b>1</b>	<b>0</b>	<b>0</b>	<b>0</b>	<b>0</b>	<b>0</b>	<b>0</b>	<b>0</b>	<b>0</b>	<b>0</b>	<b>0</b>	<b>0</b>	<b>0</b>	<b>0</b>	<b>0</b>	<b>0</b>	<b>0</b>	<b>0</b>	<b>0</b>	<b>14-2</b>

+ - Overtime







2014 GAME-BY-GAME POSTSEASON STATISTICS (PACKERS)

DATE	OPPONENT	P/S	TACKLES							INTERCEPTIONS					O. FUMB			ST				MISC		SCORE				
			TK	S	A	SK	YDS	TFL	YDS	QBH	NO	YDS	LG	TD	PD	FF	FR	TD	YDS	TK	S	A	FF		FR	S	A	W/L
01/11	Cowboys	P	1	1	0	0.0	0.0	0	0	0	0	0	0	0	0	0	0	0	0	0	0	0	0	0	0	0	W	26-21
01/18	at Seahawks	P	0	0	0	0.0	0.0	0	0	0	0	0	0	0	0	0	0	0	0	0	0	0	0	0	0	L	22-28+	
<b>2014 TOTALS</b>		<b>2-0</b>	<b>1</b>	<b>1</b>	<b>0</b>	<b>0.0</b>	<b>0.0</b>	<b>0</b>	<b>0</b>	<b>0</b>	<b>0</b>	<b>0</b>	<b>0</b>	<b>0</b>	<b>0</b>	<b>0</b>	<b>0</b>	<b>0</b>	<b>0</b>	<b>0</b>	<b>0</b>	<b>0</b>	<b>0</b>	<b>0</b>	<b>0</b>	<b>1-1</b>		

+ - Overtime

2015 GAME-BY-GAME POSTSEASON STATISTICS (PACKERS)

DATE	OPPONENT	P/S	TACKLES							INTERCEPTIONS					O. FUMB			ST				MISC		SCORE			
			TK	S	A	SK	YDS	TFL	YDS	QBH	NO	YDS	LG	TD	PD	FF	FR	TD	YDS	TK	S	A	FF		FR	S	A
01/10	at Redskins	P	0	0	0	0.0	0.0	0	0	0	0	0	0	0	0	0	0	0	0	0	0	0	0	0	0	W	35-18
01/16	at Cardinals	P	2	2	0	0.0	0.0	0	0	0	0	0	0	0	0	0	0	0	0	0	0	0	0	0	0	L	20-26+
<b>2015 TOTALS</b>		<b>2-0</b>	<b>2</b>	<b>2</b>	<b>0</b>	<b>0.0</b>	<b>0.0</b>	<b>0</b>	<b>0</b>	<b>0</b>	<b>0</b>	<b>0</b>	<b>0</b>	<b>0</b>	<b>0</b>	<b>0</b>	<b>0</b>	<b>0</b>	<b>0</b>	<b>0</b>	<b>0</b>	<b>0</b>	<b>0</b>	<b>0</b>	<b>0</b>	<b>1-1</b>	

+ - Overtime

2016 GAME-BY-GAME POSTSEASON STATISTICS (PACKERS)

DATE	OPPONENT	P/S	TACKLES							INTERCEPTIONS					O. FUMB			ST				MISC		SCORE				
			TK	S	A	SK	YDS	TFL	YDS	QBH	NO	YDS	LG	TD	PD	FF	FR	TD	YDS	TK	S	A	FF		FR	S	A	W/L
01/08	Giants		NOT ON ROSTER																						W	38-13		
01/15	at Cowboys		NOT ON ROSTER																								W	34-31
01/22	at Falcons		NOT ON ROSTER																								L	21-44
<b>2016 TOTALS</b>			<b>0</b>	<b>0</b>	<b>0</b>	<b>0.0</b>	<b>0.0</b>	<b>0</b>	<b>0</b>	<b>0</b>	<b>0</b>	<b>0</b>	<b>0</b>	<b>0</b>	<b>0</b>	<b>0</b>	<b>0</b>	<b>0</b>	<b>0</b>	<b>0</b>	<b>0</b>	<b>0</b>	<b>0</b>	<b>0</b>	<b>0</b>	<b>0</b>	<b>2-1</b>	

2019 GAME-BY-GAME POSTSEASON STATISTICS (CHIEFS)

DATE	OPPONENT	P/S	TACKLES							INTERCEPTIONS					O. FUMB			ST				MISC		SCORE			
			TK	S	A	SK	YDS	TFL	YDS	QBH	NO	YDS	LG	TD	PD	FF	FR	TD	YDS	TK	S	A	FF		FR	S	A
01/12	Texans	S	2	2	0	0.0	0.0	0	0	0	0	0	0	0	0	0	0	0	0	0	0	0	0	0	0	W	51-31
01/19	Titans	S	4	0	4	0.0	0.0	0	0	0	0	0	0	0	0	0	0	0	0	0	0	0	0	0	0	W	35-24
02/02	49ers	P	1	0	1	0.0	0.0	0	0	1	0	0	0	0	0	0	0	0	0	0	0	0	0	0	0	W	31-20
<b>2019 TOTALS</b>		<b>3-2</b>	<b>7</b>	<b>2</b>	<b>5</b>	<b>0.0</b>	<b>0.0</b>	<b>0</b>	<b>0</b>	<b>1</b>	<b>0</b>	<b>0</b>	<b>0</b>	<b>0</b>	<b>0</b>	<b>0</b>	<b>0</b>	<b>0</b>	<b>0</b>	<b>0</b>	<b>0</b>	<b>0</b>	<b>0</b>	<b>0</b>	<b>0</b>	<b>3-0</b>	


2020 GAME-BY-GAME POSTSEASON STATISTICS (CHIEFS)

DATE	OPPONENT	P/S	TACKLES							INTERCEPTIONS					O. FUMB			ST				MISC		SCORE			
			TK	S	A	SK	YDS	TFL	YDS	QBH	NO	YDS	LG	TD	PD	FF	FR	TD	YDS	TK	S	A	FF		FR	S	A
01/17	Browns	P	1	0	1	0.0	0.0	0	0	0	0	0	0	0	0	0	0	0	0	0	0	0	0	0	0	W	22-17
01/24	Bills	P	0	0	0	0.0	0.0	0	0	0	0	0	0	0	0	0	0	0	0	0	0	0	0	0	0	W	38-24
02/07	at Buccaneers	P	0	0	0	0.0	0.0	0	0	0	0	0	0	0	0	0	0	0	0	0	0	0	0	0	0	L	9-31
<b>2020 TOTALS</b>		<b>3-0</b>	<b>1</b>	<b>0</b>	<b>1</b>	<b>0.0</b>	<b>0.0</b>	<b>0</b>	<b>0</b>	<b>0</b>	<b>0</b>	<b>0</b>	<b>0</b>	<b>0</b>	<b>0</b>	<b>0</b>	<b>0</b>	<b>0</b>	<b>0</b>	<b>0</b>	<b>0</b>	<b>0</b>	<b>0</b>	<b>0</b>	<b>0</b>	<b>2-1</b>	

2023 GAME-BY-GAME POSTSEASON STATISTICS (CHIEFS)

DATE	OPPONENT	P/S	TACKLES							INTERCEPTIONS					O. FUMB			ST				MISC		SCORE			
			TK	S	A	SK	YDS	TFL	YDS	QBH	NO	YDS	LG	TD	PD	FF	FR	TD	YDS	TK	S	A	FF		FR	S	A
01/13	Dolphins	P	3	2	1	0.0	0.0	0	0	0	0	0	0	0	0	0	0	0	0	0	0	0	0	0	0	W	26-7
01/21	at Bills	S	3	1	2	0.0	0.0	0	0	0	0	0	0	0	0	0	0	0	0	0	0	0	0	0	0	W	27-24
01/28	at Ravens	S	0	0	0	0.0	0.0	0	0	0	0	0	0	0	0	0	0	0	0	0	0	0	0	0	0	W	17-10
02/11	49ers	S	6	2	4	0.0	0.0	1	0	0	0	0	0	0	0	0	0	0	0	0	0	0	0	0	0	W	25-22+
<b>2023 TOTALS</b>		<b>4-3</b>	<b>12</b>	<b>5</b>	<b>7</b>	<b>0.0</b>	<b>0.0</b>	<b>1</b>	<b>0</b>	<b>0</b>	<b>0</b>	<b>0</b>	<b>0</b>	<b>0</b>	<b>0</b>	<b>0</b>	<b>0</b>	<b>0</b>	<b>0</b>	<b>0</b>	<b>0</b>	<b>0</b>	<b>0</b>	<b>0</b>	<b>0</b>	<b>4-0</b>	


+ - Overtime



# SAMAJE PERINE

## RUNNING BACK #34

### OKLAHOMA



**7<sup>TH</sup>** YEAR IN THE NFL

**1<sup>ST</sup>** YEAR WITH THE CHIEFS

HEIGHT: 5'11"  
 WEIGHT: 235 LBS  
 DRAFTED: FA-24  
 BIRTHDAY: 9/16/95

- Perine enters his first season with the Chiefs in 2024.
- Originally entered the NFL as a fourth-round pick (114th overall) by Washington in 2017.

**Career Highlights:**

- Has appeared in 93 games (12 starts) and seven postseason contests with Washington (2017-18), Cincinnati

- (2019, '20-22), Miami (2019) and Denver (2023).
- Recorded 454 rushes for 1,830 yards (4.0 avg.) with eight touchdowns to go along with 151 receptions for 1,191 yards (7.9 avg.) and six scores in his career.
- Finished with a career year in receiving in 2023, totaling career highs in catches (50) and receiving yards (455) while also rushing 53 times for 238 yards (4.5 avg.) with one touchdown.



👁️ Totaled a career-high 603 rushing yards with one score on 175 rushing attempts (3.4 avg.) and also finished with 182 receiving yards and one touchdown on 22 catches (8.3 avg.) as a rookie in 2017.

**Postseason Career Highlights:**

👁️ Totaled 17 carries for 60 yards (3.5 avg.) and a touchdown and caught 12 passes for 82 yards (6.8 avg.) with one score in seven career postseason games.

**Transactions:** Signed by Kansas City (8/30/24) ... Cut by Denver (8/27/24) ... Signed by Denver (3/15/23) ... Re-signed with Cincinnati (3/24/21) ... Acquired by Cincinnati (3/17/21) ... Cut by Miami (4/26/20) ... Signed to Miami's practice squad (12/24/19) ... Signed to Cincinnati's practice squad (10/18/19) ... Cut by Cincinnati (10/17/19) ... Acquired by Cincinnati (9/1/19)... Cut by Washington (8/31/19) ... Originally entered the NFL as a fourth-round pick (114th overall) by Washington in 2017.

**COLLEGE**

Started 30-of-36 games he played in at the University of Oklahoma (2014-16) ... Finished his career as Oklahoma's all-time leading rusher (4,122) and held the NCAA single-game rushing record (427 yds. vs. Kansas in 2014) at the time of his departure ... Received All-Big 12 second-team honors after totaling 1,060 yards on 196 carries (5.4 avg.) with 12 rushing touchdowns along with 10 receptions for 106 yards (10.6 avg.) and one score in 10 games (9 starts) in 2016 ... Named first-team All-Big 12 after starting all 13 games in 2015 ... Tallied 1,349 yards on 226 rushing attempts (6.0 avg.) with 16 rushing scores while catching 15 passes for 107 yards (7.1 avg.) with one score ... Earned third-team All-America and Big 12 Offensive Newcomer of the Year honors by the Associated Press and was also named Big 12 Offensive Freshman of the Year and first-team All-Big 12 in 2014.

**PERSONAL**

- 👁️ Attended Hendrickson High School in Pflugerville, Texas, where he was a three-year starter.
- 👁️ Rushed for 1,492 yards with 12 touchdowns as a senior.
- 👁️ Collected 1,993 rushing yards with 16 touchdowns as a junior.
- 👁️ Samaje Perine (pronounced: suh-MAH-jay PEE-rhine) was born on Sept. 16, 1995, in Pflugerville, Texas.

**REGULAR SEASON COMPARISON: RECEIVING - LOS ANGELES CHARGERS**

DATE	OPP	W/L	GP/GS	REC	YDS.	AVG.	TD	LG	TGTS	YAC
12/10/17	WAS @ LAC	L	S	4	7	1.8	0	6	4	10
9/13/20	CIN vs. LAC	L	P	0	0	0	0	0	0	0
12/5/21	CIN vs. LAC	L	P	2	5	2.5	0	5	2	4
12/10/23	DEN @ LAC	W	P	5	36	7.2	0	9	5	43
12/31/23	DEN vs. LAC	W	P	2	16	8.0	0	11	2	17
9/29/24	KC @ LAC	W	P	0	0	0	0	0	0	0
<b>TOTALS</b>		<b>3/3</b>	<b>6/1</b>	<b>13</b>	<b>64</b>	<b>4.9</b>	<b>0</b>	<b>11</b>	<b>13</b>	<b>74</b>

**SAMAJE PERINE'S NFL REGULAR SEASON RUSHING/RECEIVING STATISTICS**

DATE	TEAM	RUSHING		RUSHING					RECEIVING				
		GP	GS	NO.	YDS.	AVG.	LG	TD	NO.	YDS.	AVG.	LG	TD
2017	Redskins	16	8	175	603	3.4	30	1	22	182	8.3	25	1
2018	Redskins	5	0	8	32	4.0	11	0	3	5	1.7	8	0
2019	Bengals	6	0	0	0	0.0	0	0	0	0	0.0	0	0
Went from <b>Cincinnati</b> to <b>Miami</b> .													
2019	Dolphins	1	0	5	16	3.2	9	0	0	0	0.0	0	0
2019	<b>TOTAL</b>	<b>7</b>	<b>0</b>	<b>5</b>	<b>16</b>	<b>3.2</b>	<b>9</b>	<b>0</b>	<b>0</b>	<b>0</b>	<b>0.0</b>	<b>0</b>	<b>0</b>
2020	Bengals	16	1	63	301	4.8	46t	3	11	66	6.0	15	0
2021	Bengals	16	0	55	246	4.5	46t	1	27	196	7.3	23	1
2022	Bengals	16	2	95	394	4.1	29	2	38	287	7.6	32	4
2023	Broncos	17	1	53	238	4.5	24	1	50	455	9.1	29	0
2024	Chiefs	12	0	15	68	4.5	13	1	20	200	10.0	35	1
<b>NFL TOTALS</b>		<b>105</b>	<b>12</b>	<b>469</b>	<b>1,898</b>	<b>4.0</b>	<b>46T</b>	<b>9</b>	<b>171</b>	<b>1,391</b>	<b>8.1</b>	<b>35</b>	<b>7</b>

**SAMAJE PERINE'S NFL POSTSEASON RUSHING/RECEIVING STATISTICS**

DATE	TEAM	RUSHING		RUSHING					RECEIVING				
		GP	GS	NO.	YDS.	AVG.	LG	TD	NO.	YDS.	AVG.	LG	TD
2021	Bengals	4	0	3	2	0.7	2	0	4	47	11.8	41t	1
2022	Bengals	3	0	14	58	4.1	11	1	8	35	4.4	11	0
<b>NFL TOTALS</b>		<b>7</b>	<b>0</b>	<b>17</b>	<b>60</b>	<b>3.5</b>	<b>11</b>	<b>1</b>	<b>12</b>	<b>82</b>	<b>6.8</b>	<b>41T</b>	<b>1</b>



SAMAJE PERINE'S NFL REGULAR SEASON RETURN STATISTICS

DATE	TEAM	KICKOFF RETURNS					PUNT RETURNS					
		RET.	YDS.	AVG.	LG	TD	NO.	FC	YDS.	AVG.	LG	TD
2017	Redskins	2	48	24.0	28	0	0	0	0	0.0	0	0
2018	Redskins	0	0	0.0	0	0	0	0	0	0.0	0	0
2019	Bengals	0	0	0.0	0	0	0	0	0	0.0	0	0
Went from Cincinnati to Miami.												
2019	Dolphins	0	0	0.0	0	0	0	0	0	0.0	0	0
2019	TOTAL	0	0	0.0	0	0	0	0	0	0.0	0	0
2020	Bengals	1	13	13.0	13	0	0	0	0	0.0	0	0
2021	Bengals	0	0	0.0	0	0	0	0	0	0.0	0	0
2022	Bengals	0	0	0.0	0	0	0	0	0	0.0	0	0
2023	Broncos	0	0	0.0	0	0	0	0	0	0.0	0	0
2024	Chiefs	4	130	32.5	56	0	0	0	0	0.0	0	0
<b>NFL TOTALS</b>		<b>7</b>	<b>191</b>	<b>27.3</b>	<b>56</b>	<b>0</b>	<b>0</b>	<b>0</b>	<b>0</b>	<b>0.0</b>	<b>0</b>	<b>0</b>

SAMAJE PERINE'S NFL POSTSEASON RETURN STATISTICS

DATE	TEAM	KICKOFF RETURNS					PUNT RETURNS					
		RET.	YDS.	AVG.	LG	TD	NO.	FC	YDS.	AVG.	LG	TD
2021	Bengals	0	0	0.0	0	0	0	0	0	0.0	0	0
2022	Bengals	0	0	0.0	0	0	0	0	0	0.0	0	0
<b>NFL TOTALS</b>		<b>0</b>	<b>0</b>	<b>0.0</b>	<b>0</b>	<b>0</b>	<b>0</b>	<b>0</b>	<b>0</b>	<b>0.0</b>	<b>0</b>	<b>0</b>



SINGLE-GAME HIGHS: RUSHING/RECEIVING

<b>Rush Attempts</b>	24 vs. N.Y. Giants, Nov 23, 2017 23 at New Orleans, Nov 19, 2017 21 vs. Kansas City, Dec 04, 2022 21 at L.A. Rams, Sep 17, 2017 19 vs. Oakland, Sep 24, 2017	<b>All-Purpose Yards</b>	155 vs. Kansas City, Dec 04, 2022 136 at Houston, Dec 27, 2020 130 vs. N.Y. Giants, Nov 23, 2017 128 at Carolina, Nov 24, 2024 126 at New Orleans, Nov 19, 2017
<b>Rushing Yards</b>	117 at New Orleans, Nov 19, 2017 106 vs. Kansas City, Dec 04, 2022 100 vs. N.Y. Giants, Nov 23, 2017 95 at Houston, Dec 27, 2020 67 at L.A. Rams, Sep 17, 2017	<b>Kickoff Returns</b>	3 at Carolina, Nov 24, 2024 1 vs. N.Y. Giants, Nov 29, 2020 1 vs. Minnesota, Nov 12, 2017 1 at Seattle, Nov 05, 2017 104 at Carolina, Nov 24, 2024
<b>Rushing Average</b>	7.9 vs. Cleveland, Nov 26, 2023 7.3 at Houston, Dec 27, 2020 6.9 at Pittsburgh, Nov 15, 2020 5.7 vs. Baltimore, Jan 03, 2021 5.4 vs. Green Bay, Oct 10, 2021	<b>Kickoff Return Yards</b>	28 vs. Minnesota, Nov 12, 2017 26 vs. Las Vegas, Nov 29, 2024 20 at Seattle, Nov 05, 2017 13 vs. N.Y. Giants, Nov 29, 2020
<b>Longest Runs</b>	46t at Baltimore, Oct 24, 2021 46t at Houston, Dec 27, 2020 30 at New Orleans, Nov 19, 2017 29 vs. Carolina, Nov 06, 2022 24 vs. Cleveland, Nov 26, 2023	<b>Longest Kickoff Return</b>	56 at Carolina, Nov 24, 2024 28 vs. Minnesota, Nov 12, 2017 26 vs. Las Vegas, Nov 29, 2024 25 at Carolina, Nov 24, 2024 23 at Carolina, Nov 24, 2024
<b>Rushing TDs</b>	2 at Houston, Dec 27, 2020 1 at L.A. Chargers, Sep 29, 2024 1 vs. Cleveland, Nov 26, 2023 1 vs. Cleveland, Dec 11, 2022 ...4 more at 1.	<b>Kickoff Return Average</b>	34.7 at Carolina, Nov 24, 2024
<b>Receptions</b>	7 vs. Minnesota, Nov 19, 2023 6 vs. Kansas City, Dec 04, 2022 5 at L.A. Chargers, Dec 10, 2023 4 vs. Tampa Bay, Nov 04, 2024 4 vs. New England, Dec 24, 2023 ...9 more at 4.	<b>Special Teams Tackles</b>	2 vs. Carolina, Nov 06, 2022 2 vs. Baltimore, Dec 26, 2021 2 vs. Minnesota, Sep 12, 2021 ...1 more at 2.
<b>Receiving Yards</b>	73 vs. N.Y. Jets, Oct 08, 2023 60 vs. Minnesota, Nov 19, 2023 52 at Pittsburgh, Nov 20, 2022 49 vs. Kansas City, Dec 04, 2022 41 at Houston, Dec 27, 2020	<b>Most TDs</b>	3 at Pittsburgh, Nov 20, 2022 2 at Houston, Dec 27, 2020 1 vs. Tampa Bay, Nov 04, 2024 1 at L.A. Chargers, Sep 29, 2024 1 vs. Cleveland, Nov 26, 2023 ...8 more at 1.
<b>Receiving Average</b>	18.3 vs. N.Y. Jets, Oct 08, 2023 13.0 at Pittsburgh, Nov 20, 2022 11.7 at Buffalo, Nov 13, 2023 11.0 vs. Pittsburgh, Sep 11, 2022 10.3 vs. Green Bay, Oct 22, 2023 ...2 more at 10.3.	<b>Longest Own Fumble Return</b>	7 at Las Vegas, Oct 27, 2024
<b>Longest Receptions</b>	35 vs. Denver, Nov 10, 2024 32 at Tennessee, Nov 27, 2022 29 vs. N.Y. Jets, Oct 08, 2023 29t at Pittsburgh, Nov 20, 2022 25 vs. N.Y. Jets, Oct 08, 2023 ...1 more at 25.	<b>Scrimmage Yards</b>	155 vs. Kansas City, Dec 04, 2022 136 at Houston, Dec 27, 2020 130 vs. N.Y. Giants, Nov 23, 2017 126 at New Orleans, Nov 19, 2017 95 vs. N.Y. Jets, Oct 08, 2023
<b>Receiving TDs</b>	3 at Pittsburgh, Nov 20, 2022 1 vs. Tampa Bay, Nov 04, 2024 1 at N.Y. Jets, Sep 25, 2022 1 vs. Green Bay, Oct 10, 2021 ...1 more at 1.		

SINGLE-GAME HIGHS - POSTSEASON: RUSHING/RECEIVING

<b>Rush Attempts</b>	2 vs. L.A. Rams, Feb 13, 2022 1 vs. Las Vegas, Jan 15, 2022	<b>Longest Receptions</b>	41t at Kansas City, Jan 30, 2022 4 at Tennessee, Jan 22, 2022 2 at Kansas City, Jan 30, 2022
<b>Rushing Yards</b>	2 vs. Las Vegas, Jan 15, 2022	<b>Receiving TDs</b>	1 at Kansas City, Jan 30, 2022
<b>Longest Runs</b>	2 vs. Las Vegas, Jan 15, 2022	<b>All-Purpose Yards</b>	43 at Kansas City, Jan 30, 2022 4 at Tennessee, Jan 22, 2022 2 vs. Las Vegas, Jan 15, 2022
<b>Receptions</b>	3 at Kansas City, Jan 30, 2022 1 at Tennessee, Jan 22, 2022	<b>Most TDs</b>	1 at Kansas City, Jan 30, 2022
<b>Receiving Yards</b>	43 at Kansas City, Jan 30, 2022 4 at Tennessee, Jan 22, 2022	<b>Miscellaneous Tackles</b>	1 at Tennessee, Jan 22, 2022
<b>Receiving Average</b>	14.3 at Kansas City, Jan 30, 2022		

100-YARD RUSHING GAMES (3): REGULAR SEASON

DATE	TEAM	ATT.	YDS.	AVG.	LG	TD
11/19/17	at Saints	23	117	5.1	30	1
11/23/17	GIANTS	24	100	4.2	16	0
12/04/22	CHIEFS	21	106	5.0	10	0

2017 GAME-BY-GAME REGULAR-SEASON STATISTICS (REDSKINS)

DATE	OPPONENT	P/S	RUSHING					RECEIVING					W/L	SCORE	
			NO.	YDS.	AVG.	LG	TD	NO.	YDS.	AVG.	LG	TD			
09/10	Eagles	P	0	0	0.0	0	0	0	0	0.0	0	0	0	L	17-30
09/17	at Rams	P	21	67	3.2	12	0	1	0	0.0	0	0	0	W	27-20
09/24	Raiders	S	19	49	2.6	9	0	1	6	6.0	6	0	W	27-10	
10/02	at Chiefs	P	6	27	4.5	6	0	0	0	0.0	0	0	L	20-29	
10/15	49ers	P	9	23	2.6	8	0	3	24	8.0	16	1	W	26-24	
10/23	at Eagles	P	0	0	0.0	0	0	0	0	0.0	0	0	L	24-34	
10/29	Cowboys	P	0	0	0.0	0	0	0	0	0.0	0	0	L	19-33	
11/05	at Seahawks	P	2	9	4.5	8	0	0	0	0.0	0	0	W	17-14	
11/12	Vikings	P	9	35	3.9	9	0	1	25	25.0	25	0	L	30-38	
11/19	at Saints	S	23	117	5.1	30	1	1	9	9.0	9	0	L	31-34+	
11/23	Giants	S	24	100	4.2	16	0	3	30	10.0	11	0	W	20-10	
11/30	at Cowboys	S	12	38	3.2	15	0	3	31	10.3	17	0	L	14-38	
12/10	at Chargers	S	17	45	2.6	10	0	4	7	1.8	6	0	L	13-30	
12/17	Cardinals	S	14	37	2.6	6	0	2	29	14.5	23	0	W	20-15	
12/24	Broncos	S	17	53	3.1	11	0	3	21	7.0	9	0	W	27-11	
12/31	at Giants	S	2	3	1.5	4	0	0	0	0.0	0	0	L	10-18	
<b>2017 TOTALS</b>		<b>16-8</b>	<b>175</b>	<b>603</b>	<b>3.4</b>	<b>30</b>	<b>1</b>	<b>22</b>	<b>182</b>	<b>8.3</b>	<b>25</b>	<b>1</b>	<b>7-9</b>		

+ - Overtime

2018 GAME-BY-GAME REGULAR-SEASON STATISTICS (REDSKINS)

DATE	OPPONENT	P/S	RUSHING					RECEIVING					W/L	SCORE
			NO.	YDS.	AVG.	LG	TD	NO.	YDS.	AVG.	LG	TD		
09/09	at Cardinals												W	24-6
09/16	Colts												L	9-21
09/23	Packers												W	31-17
10/08	at Saints												L	19-43
10/14	Panthers	P	1	3	3.0	3	0	1	-3	-3.0	-3	0	W	23-17
10/21	Cowboys	P	2	2	1.0	7	0	0	0	0.0	0	0	W	20-17
10/28	at Giants												W	20-13
11/04	Falcons	P	2	20	10.0	11	0	2	8	4.0	8	0	L	14-38
11/11	at Buccaneers	P	0	0	0.0	0	0	0	0	0.0	0	0	W	16-3
11/18	Texans												L	21-23
11/22	at Cowboys												L	23-31
12/03	at Eagles												L	13-28
12/09	Giants												L	16-40
12/16	at Jaguars												W	16-13
12/22	at Titans												L	16-25
12/30	Eagles	P	3	7	2.3	6	0	0	0	0.0	0	0	L	0-24
<b>2018 TOTALS</b>		<b>5-0</b>	<b>8</b>	<b>32</b>	<b>4.0</b>	<b>11</b>	<b>0</b>	<b>3</b>	<b>5</b>	<b>1.7</b>	<b>8</b>	<b>0</b>	<b>7-9</b>	

2019 GAME-BY-GAME REGULAR-SEASON STATISTICS (BENGALS/DOLPHINS)

DATE	OPPONENT	P/S	RUSHING					RECEIVING					W/L	SCORE
			NO.	YDS.	AVG.	LG	TD	NO.	YDS.	AVG.	LG	TD		
09/08	at Seahawks	P	0	0	0.0	0	0	0	0	0.0	0	0	L	20-21
09/15	49ers	P	0	0	0.0	0	0	0	0	0.0	0	0	L	17-41
09/22	at Bills	P	0	0	0.0	0	0	0	0	0.0	0	0	L	17-21
09/30	at Steelers	P	0	0	0.0	0	0	0	0	0.0	0	0	L	3-27
10/06	Cardinals	P	0	0	0.0	0	0	0	0	0.0	0	0	L	23-26
10/13	at Ravens	P	0	0	0.0	0	0	0	0	0.0	0	0	L	17-23
10/20	Jaguars												L	17-27
10/27	at Rams												L	10-24
11/10	Ravens												L	13-49
11/17	at Raiders												L	10-17
11/24	Steelers												L	10-16
12/01	Jets												W	22-6
12/08	at Browns												L	19-27
12/15	Patriots												L	13-34
12/22	at Dolphins												L	35-38+
			Went from <b>Bengals</b> to <b>Dolphins</b> .											
12/29	at Patriots	P	5	16	3.2	9	0	0	0	0.0	0	0	W	27-24
<b>2019 TOTALS</b>		<b>7-0</b>	<b>5</b>	<b>16</b>	<b>3.2</b>	<b>9</b>	<b>0</b>	<b>0</b>	<b>0</b>	<b>0.0</b>	<b>0</b>	<b>0</b>	<b>2-14</b>	

+ - Overtime



2020 GAME-BY-GAME REGULAR-SEASON STATISTICS (BENGALS)

DATE	OPPONENT	P/S	RUSHING					RECEIVING					W/L/T	SCORE
			NO.	YDS.	AVG.	LG	TD	NO.	YDS.	AVG.	LG	TD		
09/13	Chargers	P	0	0	0.0	0	0	0	0	0.0	0	0	L	13-16
09/17	at Browns	P	0	0	0.0	0	0	0	0	0.0	0	0	L	30-35
09/27	at Eagles	P	0	0	0.0	0	0	0	0	0.0	0	0	T	23-23
10/04	Jaguars	P	0	0	0.0	0	0	0	0	0.0	0	0	W	33-25
10/11	at Ravens	P	0	0	0.0	0	0	0	0	0.0	0	0	L	3-27
10/18	at Colts	P	1	0	0.0	0	0	0	0	0.0	0	0	L	27-31
10/25	Browns	P	1	3	3.0	3	0	1	3	3.0	3	0	L	34-37
11/01	Titans	P	10	32	3.2	16	1	1	2	2.0	2	0	W	31-20
11/15	at Steelers	P	7	48	6.9	15	0	1	7	7.0	7	0	L	10-36
11/22	at Football Team	P	5	19	3.8	8	0	1	2	2.0	2	0	L	9-20
11/29	Giants	P	0	0	0.0	0	0	1	2	2.0	2	0	L	17-19
12/06	at Dolphins	P	3	7	2.3	5	0	0	0	0.0	0	0	L	7-19
12/13	Cowboys	P	10	32	3.2	11	0	2	9	4.5	5	0	L	7-30
12/21	Steelers	P	4	14	3.5	8	0	0	0	0.0	0	0	W	27-17
12/27	at Texans	P	13	95	7.3	46t	2	4	41	10.3	15	0	W	37-31
01/03	Ravens	S	9	51	5.7	15	0	0	0	0.0	0	0	L	3-38
<b>2020 TOTALS</b>		<b>16-1</b>	<b>63</b>	<b>301</b>	<b>4.8</b>	<b>46T</b>	<b>3</b>	<b>11</b>	<b>66</b>	<b>6.0</b>	<b>15</b>	<b>0</b>	<b>4-11-1</b>	

2021 GAME-BY-GAME REGULAR-SEASON STATISTICS (BENGALS)

DATE	OPPONENT	P/S	RUSHING					RECEIVING					W/L	SCORE
			NO.	YDS.	AVG.	LG	TD	NO.	YDS.	AVG.	LG	TD		
09/12	Vikings	P	5	22	4.4	13	0	1	7	7.0	7	0	W	27-24+
09/19	at Bears	P	0	0	0.0	0	0	0	0	0.0	0	0	L	17-20
09/26	at Steelers	P	1	-1	-1.0	-1	0	1	8	8.0	8	0	W	24-10
09/30	Jaguars	P	3	7	2.3	4	0	1	15	15.0	15	0	W	24-21
10/10	Packers	P	11	59	5.4	11	0	4	24	6.0	10	1	L	22-25+
10/17	at Lions												W	34-11
10/24	at Ravens	P	11	52	4.7	46t	1	1	23	23.0	23	0	W	41-17
10/31	at Jets	P	0	0	0.0	0	0	2	16	8.0	13	0	L	31-34
11/07	Browns	P	5	20	4.0	9	0	2	17	8.5	9	0	L	16-41
11/21	at Raiders	P	2	3	1.5	2	0	3	18	6.0	9	0	W	32-13
11/28	Steelers	P	3	3	1.0	4	0	1	12	12.0	12	0	W	41-10
12/05	Chargers	P	5	36	7.2	17	0	2	5	2.5	5	0	L	22-41
12/12	49ers	P	4	11	2.8	6	0	4	22	5.5	11	0	L	23-26+
12/19	at Broncos	P	4	30	7.5	22	0	2	13	6.5	9	0	W	15-10
12/26	Ravens	P	0	0	0.0	0	0	2	6	3.0	3	0	W	41-21
01/02	Chiefs	P	1	4	4.0	4	0	1	10	10.0	10	0	W	34-31
01/09	at Browns	P	0	0	0.0	0	0	0	0	0.0	0	0	L	16-21
<b>2021 TOTALS</b>		<b>16-0</b>	<b>55</b>	<b>246</b>	<b>4.5</b>	<b>46T</b>	<b>1</b>	<b>27</b>	<b>196</b>	<b>7.3</b>	<b>23</b>	<b>1</b>	<b>10-7</b>	

+ - Overtime

2022 GAME-BY-GAME REGULAR-SEASON STATISTICS (BENGALS)

DATE	OPPONENT	P/S	RUSHING					RECEIVING					W/L	SCORE
			NO.	YDS.	AVG.	LG	TD	NO.	YDS.	AVG.	LG	TD		
09/11	Steelers	P	1	4	4.0	4	0	3	33	11.0	14	0	L	20-23+
09/18	at Cowboys	P	1	2	2.0	2	0	1	8	8.0	8	0	L	17-20
09/25	at Jets	P	9	47	5.2	7	0	2	14	7.0	12t	1	W	27-12
09/29	Dolphins	P	1	0	0.0	0	0	0	0	0.0	0	0	W	27-15
10/09	at Ravens	P	3	17	5.7	9	0	4	39	9.8	15	0	L	17-19
10/16	at Saints	P	2	5	2.5	5	0	2	11	5.5	9	0	W	30-26
10/23	Falcons	P	1	0	0.0	0	0	2	8	4.0	6	0	W	35-17
10/31	at Browns	P	1	7	7.0	7	0	3	10	3.3	6	0	L	13-32
11/06	Panthers	P	6	51	8.5	29	0	1	3	3.0	3	0	W	42-21
11/20	at Steelers	P	11	30	2.7	8	0	4	52	13.0	29t	3	W	37-30
11/27	at Titans	S	17	58	3.4	9	1	4	35	8.8	32	0	W	20-16
12/04	Chiefs	S	21	106	5.0	10	0	6	49	8.2	16	0	W	27-24
12/11	Browns	P	4	22	5.5	14	1	1	2	2.0	2	0	W	23-10
12/18	at Buccaneers	P	7	24	3.4	9	0	1	0	0.0	0	0	W	34-23
12/24	at Patriots	P	4	3	0.8	3	0	3	19	6.3	10	0	W	22-18
01/08	Ravens	P	6	18	3.0	6	0	1	4	4.0	4	0	W	27-16
<b>2022 TOTALS</b>		<b>16-2</b>	<b>95</b>	<b>394</b>	<b>4.1</b>	<b>29</b>	<b>2</b>	<b>38</b>	<b>287</b>	<b>7.6</b>	<b>32</b>	<b>4</b>	<b>12-4</b>	

+ - Overtime



2023 GAME-BY-GAME REGULAR-SEASON STATISTICS (BRONCOS)

DATE	OPPONENT	P/S	RUSHING					RECEIVING					W/L	SCORE
			NO.	YDS.	AVG.	LG	TD	NO.	YDS.	AVG.	LG	TD		
09/10	Raiders	P	8	41	5.1	12	0	4	37	9.3	20	0	L	16-17
09/17	Commanders	P	1	4	4.0	4	0	3	20	6.7	9	0	L	33-35
09/24	at Dolphins	P	3	9	3.0	3	0	2	15	7.5	8	0	L	20-70
10/01	at Bears	P	6	12	2.0	5	0	2	23	11.5	12	0	W	31-28
10/08	Jets	S	6	22	3.7	8	0	4	73	18.3	29	0	L	21-31
10/12	at Chiefs	P	0	0	0.0	0	0	2	16	8.0	15	0	L	8-19
10/22	Packers	P	2	10	5.0	5	0	3	31	10.3	19	0	W	19-17
10/29	Chiefs	P	1	5	5.0	5	0	2	16	8.0	10	0	W	24-9
11/13	at Bills	P	1	8	8.0	8	0	3	35	11.7	18	0	W	24-22
11/19	Vikings	P	1	7	7.0	7	0	7	60	8.6	17	0	W	21-20
11/26	Browns	P	7	55	7.9	24	1	1	11	11.0	11	0	W	29-12
12/03	at Texans	P	1	1	1.0	1	0	2	5	2.5	5	0	L	17-22
12/10	at Chargers	P	2	8	4.0	5	0	5	36	7.2	9	0	W	24-7
12/16	at Lions	P	6	37	6.2	12	0	1	11	11.0	11	0	L	17-42
12/24	Patriots	P	1	2	2.0	2	0	4	27	6.8	13	0	L	23-26
12/31	Chargers	P	4	10	2.5	5	0	2	16	8.0	11	0	W	16-9
01/07	at Raiders	P	3	7	2.3	5	0	3	23	7.7	11	0	L	14-27
<b>2023 TOTALS</b>		<b>17-1</b>	<b>53</b>	<b>238</b>	<b>4.5</b>	<b>24</b>	<b>1</b>	<b>50</b>	<b>455</b>	<b>9.1</b>	<b>29</b>	<b>0</b>	<b>8-9</b>	

2024 GAME-BY-GAME REGULAR-SEASON STATISTICS (CHIEFS)

DATE	OPPONENT	P/S	RUSHING					RECEIVING					W/L	SCORE
			NO.	YDS.	AVG.	LG	TD	NO.	YDS.	AVG.	LG	TD		
09/05	Ravens	P	0	0	0.0	0	0	1	10	10.0	10	0	W	27-20
09/15	Bengals	P	0	0	0.0	0	0	1	3	3.0	3	0	W	26-25
09/22	at Falcons	P	6	25	4.2	9	0	3	15	5.0	8	0	W	22-17
09/29	at Chargers	P	5	14	2.8	4	1	0	0	0.0	0	0	W	17-10
10/07	Saints	P	0	0	0.0	0	0	1	24	24.0	15	0	W	26-13
10/20	at 49ers	P	2	6	3.0	3	0	1	22	22.0	22	0	W	28-18
10/27	at Raiders	P	0	0	0.0	0	0	2	30	15.0	21	0	W	27-20
11/04	Buccaneers	P	1	10	10.0	10	0	4	25	6.3	11	1	W	30-24+
11/10	Broncos	P	0	0	0.0	0	0	2	37	18.5	35	0	W	16-14
11/17	at Bills	P	0	0	0.0	0	0	2	8	4.0	11	0	L	21-30
11/24	at Panthers	P	1	13	13.0	13	0	2	11	5.5	13	0	W	30-27
11/29	Raiders	P	0	0	0.0	0	0	1	15	15.0	10	0	W	19-17
<b>2024 TOTALS</b>		<b>12-0</b>	<b>15</b>	<b>68</b>	<b>4.5</b>	<b>13</b>	<b>1</b>	<b>20</b>	<b>200</b>	<b>10.0</b>	<b>35</b>	<b>1</b>	<b>11-1</b>	

+ - Overtime

2021 GAME-BY-GAME POSTSEASON STATISTICS (BENGALS)

DATE	OPPONENT	P/S	RUSHING					RECEIVING					W/L	SCORE
			NO.	YDS.	AVG.	LG	TD	NO.	YDS.	AVG.	LG	TD		
01/15	Raiders	P	1	2	2.0	2	0	0	0	0.0	0	0	W	26-19
01/22	at Titans	P	0	0	0.0	0	0	1	4	4.0	4	0	W	19-16
01/30	at Chiefs	P	0	0	0.0	0	0	3	43	14.3	41t	1	W	27-24+
02/13	Rams	P	2	0	0.0	0	0	0	0	0.0	0	0	L	20-23
<b>2021 TOTALS</b>		<b>4-0</b>	<b>3</b>	<b>2</b>	<b>0.7</b>	<b>2</b>	<b>0</b>	<b>4</b>	<b>47</b>	<b>11.8</b>	<b>41T</b>	<b>1</b>	<b>3-1</b>	

+ - Overtime

2022 GAME-BY-GAME POSTSEASON STATISTICS (BENGALS)

DATE	OPPONENT	P/S	RUSHING					RECEIVING					W/L	SCORE
			NO.	YDS.	AVG.	LG	TD	NO.	YDS.	AVG.	LG	TD		
01/15	Ravens	P	2	3	1.5	2	0	0	0	0.0	0	0	W	24-17
01/22	at Bills	P	7	33	4.7	11	0	5	31	6.2	11	0	W	27-10
01/29	at Chiefs	P	5	22	4.4	7	1	3	4	1.3	4	0	L	20-23
<b>2022 TOTALS</b>		<b>3-0</b>	<b>14</b>	<b>58</b>	<b>4.1</b>	<b>11</b>	<b>1</b>	<b>8</b>	<b>35</b>	<b>4.4</b>	<b>11</b>	<b>0</b>	<b>2-1</b>	

SAMAJE PERINE'S COLLEGE RUSHING/RECEIVING STATISTICS

DATE	TEAM	GP	GS	RUSHING					RECEIVING				
				NO.	YDS.	AVG.	LG	TD	NO.	YDS.	AVG.	LG	TD
2014	Oklahoma	13	8	263	1,713	6.5	66	21	15	108	7.2	19	0
2015	Oklahoma	13	13	226	1,349	6.0	72	16	15	107	7.1	20	1
2016	Oklahoma	10	9	196	1,060	5.4	66	12	10	106	10.6	29	1
<b>TOTALS</b>		<b>36</b>	<b>30</b>	<b>685</b>	<b>4,122</b>	<b>6.0</b>	<b>72</b>	<b>49</b>	<b>40</b>	<b>321</b>	<b>8.0</b>	<b>29</b>	<b>2</b>

SAMAJE PERINE'S COLLEGE RETURN STATISTICS

DATE	TEAM	KICKOFF RETURNS					PUNT RETURNS					
		RET.	YDS.	AVG.	LG	TD	NO.	FC	YDS.	AVG.	LG	TD
2014	Oklahoma	0	0	0.0	0	0	0	0	0	0.0	0	0
2015	Oklahoma	0	0	0.0	0	0	0	0	0	0.0	0	0
2016	Oklahoma	0	0	0.0	0	0	0	0	0	0.0	0	0
<b>TOTALS</b>		<b>0</b>	<b>0</b>	<b>0.0</b>	<b>0</b>	<b>0</b>	<b>0</b>	<b>0</b>	<b>0</b>	<b>0.0</b>	<b>0</b>	<b>0</b>



COLLEGE 2014 GAME-BY-GAME STATISTICS (OKLAHOMA)

DATE	OPPONENT	P/S	RUSHING					RECEIVING					W/L	SCORE
			NO.	YDS.	AVG.	LG	TD	NO.	YDS.	AVG.	LG	TD		
08/29	Louisiana Tech	P	13	77	5.9	14	1	0	0	0.0	0	0	W	48-16
09/05	at Tulsa	P	10	33	3.3	10	0	1	6	6.0	6	0	W	52-7
09/12	Tennessee	S	9	67	7.4	31	0	1	13	13.0	13	0	W	34-10
09/19	at West Virginia	P	34	242	7.1	38	4	0	0	0.0	0	0	W	45-33
10/03	at TCU	P	25	87	3.5	17	3	1	8	8.0	8	0	L	33-37
10/10	Texas	S	18	62	3.4	13	1	2	6	3.0	9	0	W	31-26
10/17	Kansas St.	S	24	89	3.7	17	1	2	7	3.5	9	0	L	30-31
10/31	at Iowa St.	S	17	110	6.5	24	1	3	15	5.0	7	0	W	59-14
11/07	Baylor	S	5	21	4.2	7	0	0	0	0.0	0	0	L	14-48
11/14	at Texas Tech	S	25	213	8.5	64	3	0	0	0.0	0	0	W	42-30
11/21	Kansas	P	34	427	12.6	66	5	1	19	19.0	19	0	W	44-7
12/05	Oklahoma St.	S	26	151	5.8	42	2	1	12	12.0	12	0	L	35-38+
12/28	at Clemson	S	23	134	5.8	25	0	3	22	7.3	16	0	L	6-40
<b>2014 TOTALS</b>		<b>13-8</b>	<b>263</b>	<b>1,713</b>	<b>6.5</b>	<b>66</b>	<b>21</b>	<b>15</b>	<b>108</b>	<b>7.2</b>	<b>19</b>	<b>0</b>	<b>8-5</b>	

+ - Overtime

COLLEGE 2015 GAME-BY-GAME STATISTICS (OKLAHOMA)

DATE	OPPONENT	P/S	RUSHING					RECEIVING					W/L	SCORE
			NO.	YDS.	AVG.	LG	TD	NO.	YDS.	AVG.	LG	TD		
09/04	Akron	S	11	33	3.0	15	1	2	9	4.5	5	0	W	41-3
09/11	at Tennessee	S	23	78	3.4	11	0	3	5	1.7	7	1	W	31-24
09/18	Tulsa	S	22	152	6.9	24	1	1	3	3.0	3	0	W	52-38
10/02	West Virginia	S	16	65	4.1	12	0	1	5	5.0	5	0	W	44-24
10/09	at Texas	S	10	36	3.6	15	1	0	0	0.0	0	0	L	17-24
10/16	at Kansas St.	S	11	56	5.1	13	0	2	20	10.0	16	0	W	55-0
10/23	Texas Tech	S	23	201	8.7	48	4	1	9	9.0	9	0	W	63-27
10/30	at Kansas	S	11	90	8.2	36	2	0	0	0.0	0	0	W	62-7
11/06	Iowa St.	S	13	95	7.3	20	1	0	0	0.0	0	0	W	52-16
11/13	at Baylor	S	28	166	5.9	55	2	1	6	6.0	6	0	W	44-34
11/20	TCU	S	26	188	7.2	72	1	1	16	16.0	16	0	W	30-29
11/27	at Oklahoma St.	S	17	131	7.7	68	2	1	11	11.0	11	0	W	58-23
12/30	at Clemson	S	15	58	3.9	17	1	2	23	11.5	20	0	L	17-37
<b>2015 TOTALS</b>		<b>13-13</b>	<b>226</b>	<b>1,349</b>	<b>6.0</b>	<b>72</b>	<b>16</b>	<b>15</b>	<b>107</b>	<b>7.1</b>	<b>20</b>	<b>1</b>	<b>11-2</b>	

COLLEGE 2016 GAME-BY-GAME STATISTICS (OKLAHOMA)

DATE	OPPONENT	P/S	RUSHING					RECEIVING					W/L	SCORE
			NO.	YDS.	AVG.	LG	TD	NO.	YDS.	AVG.	LG	TD		
09/03	at Houston	S	6	31	5.2	15	0	3	28	9.3	15	0	L	23-33
09/10	ULM	S	10	58	5.8	21	2	2	38	19.0	29	0	W	59-17
09/17	Ohio St.	S	17	60	3.5	20	0	0	0	0.0	0	0	L	24-45
10/01	at TCU	P	17	98	5.8	29	2	2	3	1.5	3	0	W	52-46
10/08	Texas	S	35	214	6.1	30	2	0	0	0.0	0	0	W	45-40
10/15	Kansas St.	S	3	14	4.7	7	0	1	25	25.0	25	1	W	38-17
11/12	Baylor	S	23	100	4.3	32	2	1	3	3.0	3	0	W	45-24
11/19	at West Virginia	S	31	160	5.2	21	2	1	9	9.0	9	0	W	56-28
12/03	Oklahoma St.	S	37	239	6.5	66	1	0	0	0.0	0	0	W	38-20
01/02	Auburn	S	17	86	5.1	16	1	0	0	0.0	0	0	W	35-19
<b>2016 TOTALS</b>		<b>10-9</b>	<b>196</b>	<b>1,060</b>	<b>5.4</b>	<b>66</b>	<b>12</b>	<b>10</b>	<b>106</b>	<b>10.6</b>	<b>29</b>	<b>1</b>	<b>8-2</b>	







# JUSTIN REID



**SAFETY #20**  
**STANFORD**

**7TH** YEAR IN THE NFL

**3RD** YEAR WITH THE CHIEFS

**HEIGHT:** 6'1"  
**WEIGHT:** 207 LBS  
**DRAFTED:** FA-22  
**BIRTHDAY:** 2/15/97

- Reid enters his third season with the Chiefs in 2024.
- Originally entered the NFL as a third-round pick (68th overall) by the Houston Texans in the 2018 NFL Draft.

### Career Highlights:

- Led the 2023 Chiefs defense with 95 tackles (74 solo).
- Since entering the NFL in 2018, Reid owns the third-longest interception return in the league. He recorded a 101-yard

interception return for a touchdown in his rookie year at Washington (11/18/18).

### Transactions:

Signed with Kansas City (3/18/22) ... Originally entered the NFL as a third-round pick (68th overall) by the Houston Texans in the 2018 NFL Draft.

### COLLEGE

Played three seasons at Stanford (Calif.) University (2015-17), where he recorded 179 total tackles (105 solo), 20 passes defensed, 10.5 tackles for loss, six interceptions, one fumble recovery and 1.0 sack in 39 career games played ... As a junior, ranked first among Pac-12 players and 11th nationally with five interceptions and compiled 99 total tackles (52 solo), 6.5 tackles for loss, 1.0 sack and six pass breakups, earning FWAA All-America second-team (defensive back) honors, AP All-America second-team (safety) honors, All-Pac-12 first-team honors, Pac-12 All-Academic second-team honors and was a Jim Thorpe Award semifinalist ... 14th among Pac-12 players with 7.1 tackles/game ... Played in 13 games as a sophomore and logged 57 tackles (37 solo), 4.0 tackles for loss and seven pass breakups, earning him All-Pac-12 honorable mention ... Saw action in 12 games as a true freshman and recorded 23 total tackles (16 solo), one interception and one pass breakup.

### PERSONAL

- Son of Eric Reid Sr. and Sharon Guillory-Reid.
- Father ran track at LSU.
- Mother was a tight end and defensive end for the Baton Rouge Wildcats of the Women's American Football League.
- Brother, Eric, played football at LSU and was a first-round selection by the San Francisco 49ers.
- Attended Dutchtown (La.) High School.
- Earned All-State honors in 2013 and 2014.
- Also lettered in track and field and soccer.

### JUSTIN REID'S NFL REGULAR SEASON DEFENSIVE STATISTICS

DATE	TEAM	GP	GS	TACKLES							INTERCEPTIONS					O. FUMB			ST			MISC					
				TK	S	A	TFL	YDS	SK	YDS	QBH	NO	YDS	LG	TD	PD	FF	FR	TD	YDS	TK	S	A	FF	FR	S	A
2018	Texans	16	12	81	64	17	2	6	0.0	0.0	1	3	128	101t	1	10	1	2	0	1	7	6	1	0	0	0	0
2019	Texans	15	15	78	57	21	1	0	0.0	0.0	1	2	55	37	0	5	0	1	0	0	0	0	0	0	0	0	
2020	Texans	13	13	81	60	21	6	27	2.0	16.0	4	0	0	0	0	4	0	0	0	0	2	2	0	0	0	0	
2021	Texans	13	13	64	39	25	2	2	0.0	0.0	0	2	45	24	0	4	1	0	0	0	2	2	0	0	0	0	
2022	Chiefs	17	17	81	59	22	2	11	1.0	8.0	4	0	0	0	0	7	0	0	0	0	2	0	2	0	0	0	
2023	Chiefs	16	16	95	74	21	5	17	3.0	16.0	5	1	11	11	0	7	1	0	0	0	0	0	0	0	0	0	
2024	Chiefs	12	12	68	46	22	4	8	0.0	0.0	2	1	8	8	0	5	0	0	0	0	0	0	0	0	0	0	
<b>NFL TOTALS</b>		<b>102</b>	<b>98</b>	<b>548</b>	<b>399</b>	<b>149</b>	<b>22</b>	<b>71</b>	<b>6.0</b>	<b>40.0</b>	<b>17</b>	<b>9</b>	<b>247</b>	<b>101T</b>	<b>1</b>	<b>42</b>	<b>3</b>	<b>3</b>	<b>0</b>	<b>1</b>	<b>13</b>	<b>10</b>	<b>3</b>	<b>0</b>	<b>0</b>	<b>0</b>	<b>0</b>



JUSTIN REID'S NFL POSTSEASON DEFENSIVE STATISTICS

DATE	TEAM	GP	GS	TACKLES							INTERCEPTIONS					O. FUMB				ST				MISC		
				TK	S	A	TFL	YDS	SK	YDS	QBH	NO	YDS	LG	TD	PD	FF	FR	TD	YDS	TK	S	A	FF	FR	S
2018	Texans	1	1	3	2	1	0	0	0.0	0.0	0	0	0	0	2	0	0	0	0	0	0	0	0	0	0	0
2019	Texans	2	2	10	7	3	1	0	0.0	0.0	0	0	0	0	1	0	0	0	0	0	0	0	0	0	0	
2022	Chiefs	3	3	20	17	3	0	0	0.0	0.0	1	0	0	0	1	0	0	0	0	0	0	0	0	0	0	
2023	Chiefs	4	4	27	18	9	2	8	1.5	10.0	3	0	0	0	0	0	0	0	0	0	0	0	0	0	0	
<b>NFL TOTALS</b>		<b>10</b>	<b>10</b>	<b>60</b>	<b>44</b>	<b>16</b>	<b>3</b>	<b>8</b>	<b>1.5</b>	<b>10.0</b>	<b>4</b>	<b>0</b>	<b>0</b>	<b>0</b>	<b>4</b>	<b>0</b>	<b>0</b>	<b>0</b>	<b>0</b>	<b>0</b>	<b>0</b>	<b>0</b>	<b>0</b>	<b>0</b>	<b>0</b>	

SINGLE-GAME HIGHS: DEFENSIVE

<b>Total Tackles</b>	10 at Green Bay, Dec 03, 2023 10 vs. L.A. Rams, Oct 31, 2021 10 vs. Baltimore, Sep 20, 2020 ...2 more at 10.	<b>Tackles For Loss</b>	3 vs. New England, Nov 22, 2020 2 vs. Cincinnati, Dec 31, 2023 2 at San Francisco, Jan 02, 2022 1 vs. Las Vegas, Nov 29, 2024
<b>Solo Tackles</b>	9 at Green Bay, Dec 03, 2023 9 vs. Carolina, Sep 29, 2019 8 vs. Baltimore, Sep 05, 2024 8 vs. Baltimore, Sep 20, 2020 ...2 more at 8.	<b>Interceptions</b>	1 vs. Denver, Nov 10, 2024 ...13 more at 1. 1 vs. Denver, Oct 12, 2023 1 at Cleveland, Sep 19, 2021 1 vs. Jacksonville, Sep 12, 2021 ...5 more at 1.
<b>Sacks</b>	2.0 vs. Cincinnati, Dec 31, 2023 1.0 vs. Denver, Oct 12, 2023 1.0 at Las Vegas, Jan 07, 2023 1.0 at Detroit, Nov 26, 2020 ...1 more at 1.0.	<b>Interception Return Yards</b>	101 at Washington, Nov 18, 2018 37 at Jacksonville, Nov 03, 2019 24 at Cleveland, Sep 19, 2021 21 vs. Jacksonville, Sep 12, 2021 21 vs. Miami, Oct 25, 2018
<b>Passes Defensed</b>	2 vs. Las Vegas, Nov 29, 2024 2 vs. Detroit, Sep 07, 2023 2 at Las Vegas, Jan 07, 2023 ...4 more at 2.	<b>Special Teams Tackles</b>	2 at Arizona, Sep 11, 2022 2 vs. Indianapolis, Dec 09, 2018 1 vs. Indianapolis, Dec 05, 2021 1 at Arizona, Oct 24, 2021 ...7 more at 1.
<b>Forced Fumbles</b>	1 at Cleveland, Sep 19, 2021 1 vs. Cleveland, Dec 02, 2018	<b>Longest Opp Fumble Return</b>	1 at Denver, Nov 04, 2018
<b>Fumble Recoveries</b>	1 at Tampa Bay, Dec 21, 2019 1 at Philadelphia, Dec 23, 2018 1 at Denver, Nov 04, 2018		

SINGLE-GAME HIGHS - POSTSEASON: DEFENSIVE

<b>Total Tackles</b>	11 at Buffalo, Jan 21, 2024 9 vs. San Francisco, Feb 11, 2024 7 at Philadelphia, Feb 12, 2023 7 vs. Cincinnati, Jan 29, 2023 7 vs. Buffalo, Jan 04, 2020	<b>Passes Defensed</b>	2 vs. Indianapolis, Jan 05, 2019 1 vs. Cincinnati, Jan 29, 2023 1 at Kansas City, Jan 12, 2020
<b>Solo Tackles</b>	8 at Buffalo, Jan 21, 2024 7 vs. Cincinnati, Jan 29, 2023 5 at Philadelphia, Feb 12, 2023 5 vs. Jacksonville, Jan 21, 2023 4 vs. San Francisco, Feb 11, 2024 ...1 more at 4.	<b>Tackles For Loss</b>	1 at Baltimore, Jan 28, 2024 1 at Buffalo, Jan 21, 2024 1 vs. Buffalo, Jan 04, 2020
<b>Sacks</b>	1.0 at Baltimore, Jan 28, 2024 0.5 vs. San Francisco, Feb 11, 2024		







2024 GAME-BY-GAME REGULAR-SEASON STATISTICS (CHIEFS)

DATE	OPPONENT	P/S	TACKLES							INTERCEPTIONS					O. FUMB				ST				MISC		W/L	SCORE		
			TK	S	A	SK	YDS	TFL	YDS	QBH	NO	YDS	LG	TD	PD	FF	FR	TD	YDS	TK	S	A	FF	FR			S	A
09/05	Ravens	S	9	8	1	0.0	0.0	0	0	0	0	0	0	0	0	0	0	0	0	0	0	0	0	0	0	0	W	27-20
09/15	Bengals	S	7	3	4	0.0	0.0	0	0	0	0	0	0	0	0	0	0	0	0	0	0	0	0	0	0	W	26-25	
09/22	at Falcons	S	5	4	1	0.0	0.0	1	2	0	0	0	0	0	0	0	0	0	0	0	0	0	0	0	0	W	22-17	
09/29	at Chargers	S	1	0	1	0.0	0.0	0	0	0	0	0	0	0	1	0	0	0	0	0	0	0	0	0	0	W	17-10	
10/07	Saints	S	4	3	1	0.0	0.0	0	0	0	0	0	0	0	0	0	0	0	0	0	0	0	0	0	0	W	26-13	
10/20	at 49ers	S	9	6	3	0.0	0.0	0	0	0	1	8	8	0	1	0	0	0	0	0	0	0	0	0	0	W	28-18	
10/27	at Raiders	S	4	3	1	0.0	0.0	0	0	0	0	0	0	0	0	0	0	0	0	0	0	0	0	0	0	W	27-20	
11/04	Buccaneers	S	4	3	1	0.0	0.0	1	1	0	0	0	0	0	1	0	0	0	0	0	0	0	0	0	0	W	30-24+	
11/10	Broncos	S	7	3	4	0.0	0.0	1	3	1	0	0	0	0	0	0	0	0	0	0	0	0	0	0	0	W	16-14	
11/17	at Bills	S	6	4	2	0.0	0.0	0	0	0	0	0	0	0	0	0	0	0	0	0	0	0	0	0	0	L	21-30	
11/24	at Panthers	S	6	5	1	0.0	0.0	0	0	0	0	0	0	0	0	0	0	0	0	0	0	0	0	0	0	W	30-27	
11/29	Raiders	S	6	4	2	0.0	0.0	1	2	1	0	0	0	0	2	0	0	0	0	0	0	0	0	0	0	W	19-17	
<b>2024 TOTALS</b>		<b>12-12</b>	<b>68</b>	<b>46</b>	<b>22</b>	<b>0.0</b>	<b>0.0</b>	<b>4</b>	<b>8</b>	<b>2</b>	<b>1</b>	<b>8</b>	<b>8</b>	<b>0</b>	<b>5</b>	<b>0</b>	<b>0</b>	<b>0</b>	<b>0</b>	<b>0</b>	<b>0</b>	<b>0</b>	<b>0</b>	<b>0</b>	<b>0</b>	<b>0</b>	<b>11-1</b>	

+ - Overtime

2018 GAME-BY-GAME POSTSEASON STATISTICS (TEXANS)

DATE	OPPONENT	P/S	TACKLES							INTERCEPTIONS					O. FUMB				ST				MISC		W/L	SCORE		
			TK	S	A	SK	YDS	TFL	YDS	QBH	NO	YDS	LG	TD	PD	FF	FR	TD	YDS	TK	S	A	FF	FR			S	A
01/05	Colts	S	3	2	1	0.0	0.0	0	0	0	0	0	0	0	2	0	0	0	0	0	0	0	0	0	0	0	L	7-21
<b>2018 TOTALS</b>		<b>1-1</b>	<b>3</b>	<b>2</b>	<b>1</b>	<b>0.0</b>	<b>0.0</b>	<b>0</b>	<b>0</b>	<b>0</b>	<b>0</b>	<b>0</b>	<b>0</b>	<b>2</b>	<b>0</b>	<b>0</b>	<b>0</b>	<b>0</b>	<b>0</b>	<b>0</b>	<b>0</b>	<b>0</b>	<b>0</b>	<b>0</b>	<b>0</b>	<b>0</b>	<b>0-1</b>	

2019 GAME-BY-GAME POSTSEASON STATISTICS (TEXANS)

DATE	OPPONENT	P/S	TACKLES							INTERCEPTIONS					O. FUMB				ST				MISC		W/L	SCORE		
			TK	S	A	SK	YDS	TFL	YDS	QBH	NO	YDS	LG	TD	PD	FF	FR	TD	YDS	TK	S	A	FF	FR			S	A
01/04	Bills	S	7	4	3	0.0	0.0	1	0	0	0	0	0	0	0	0	0	0	0	0	0	0	0	0	0	0	W	22-19+
01/12	at Chiefs	S	3	3	0	0.0	0.0	0	0	0	0	0	0	0	1	0	0	0	0	0	0	0	0	0	0	0	L	31-51
<b>2019 TOTALS</b>		<b>2-2</b>	<b>10</b>	<b>7</b>	<b>3</b>	<b>0.0</b>	<b>0.0</b>	<b>1</b>	<b>0</b>	<b>0</b>	<b>0</b>	<b>0</b>	<b>0</b>	<b>1</b>	<b>0</b>	<b>0</b>	<b>0</b>	<b>0</b>	<b>0</b>	<b>0</b>	<b>0</b>	<b>0</b>	<b>0</b>	<b>0</b>	<b>0</b>	<b>1-1</b>		

+ - Overtime

2022 GAME-BY-GAME POSTSEASON STATISTICS (CHIEFS)

DATE	OPPONENT	P/S	TACKLES							INTERCEPTIONS					O. FUMB				ST				MISC		W/L	SCORE		
			TK	S	A	SK	YDS	TFL	YDS	QBH	NO	YDS	LG	TD	PD	FF	FR	TD	YDS	TK	S	A	FF	FR			S	A
01/21	Jaguars	S	6	5	1	0.0	0.0	0	0	1	0	0	0	0	0	0	0	0	0	0	0	0	0	0	0	0	W	27-20
01/29	Bengals	S	7	7	0	0.0	0.0	0	0	0	0	0	0	0	1	0	0	0	0	0	0	0	0	0	0	0	W	23-20
02/12	at Eagles	S	7	5	2	0.0	0.0	0	0	0	0	0	0	0	0	0	0	0	0	0	0	0	0	0	0	W	38-35	
<b>2022 TOTALS</b>		<b>3-3</b>	<b>20</b>	<b>17</b>	<b>3</b>	<b>0.0</b>	<b>0.0</b>	<b>0</b>	<b>0</b>	<b>1</b>	<b>0</b>	<b>0</b>	<b>0</b>	<b>1</b>	<b>0</b>	<b>0</b>	<b>0</b>	<b>0</b>	<b>0</b>	<b>0</b>	<b>0</b>	<b>0</b>	<b>0</b>	<b>0</b>	<b>0</b>	<b>3-0</b>		

2023 GAME-BY-GAME POSTSEASON STATISTICS (CHIEFS)

DATE	OPPONENT	P/S	TACKLES							INTERCEPTIONS					O. FUMB				ST				MISC		W/L	SCORE		
			TK	S	A	SK	YDS	TFL	YDS	QBH	NO	YDS	LG	TD	PD	FF	FR	TD	YDS	TK	S	A	FF	FR			S	A
01/13	Dolphins	S	3	3	0	0.0	0.0	0	0	0	0	0	0	0	0	0	0	0	0	0	0	0	0	0	0	0	W	26-7
01/21	at Bills	S	11	8	3	0.0	0.0	1	0	1	0	0	0	0	0	0	0	0	0	0	0	0	0	0	0	0	W	27-24
01/28	at Ravens	S	4	3	1	1.0	8.0	1	8	1	0	0	0	0	0	0	0	0	0	0	0	0	0	0	0	W	17-10	
02/11	49ers	S	9	4	5	0.5	2.0	0	0	1	0	0	0	0	0	0	0	0	0	0	0	0	0	0	0	W	25-22+	
<b>2023 TOTALS</b>		<b>4-4</b>	<b>27</b>	<b>18</b>	<b>9</b>	<b>1.5</b>	<b>10.0</b>	<b>2</b>	<b>8</b>	<b>3</b>	<b>0</b>	<b>0</b>	<b>0</b>	<b>0</b>	<b>0</b>	<b>0</b>	<b>0</b>	<b>0</b>	<b>0</b>	<b>0</b>	<b>0</b>	<b>0</b>	<b>0</b>	<b>0</b>	<b>0</b>	<b>4-0</b>		


+ - Overtime



# CHRIS ROLAND-WALLACE

**CORNERBACK #30**

USC



## ROOKIE

**HEIGHT:** 5'11"

**WEIGHT:** 202 LBS

**DRAFTED:** CFA-24

**BIRTHDAY:** 11/23/01

👁️ Roland-Wallace enters his first season with the Chiefs in 2024.

👁️ Originally entered the NFL as an undrafted free agent with the Kansas City Chiefs in 2024.

**Transactions:** Originally entered the NFL as an undrafted free agent with the Kansas City Chiefs in 2024.

Spent one season at USC (2023) and four seasons at Arizona (2019-22) ... Played 13 games and started eight in 2023 ... Tallied 37 tackles and added nine passes defended and two interceptions ... Played in 41 games for Arizona, accumulating 169 tackles with 1.5 sacks, two interceptions, 18 pass deflections and two forced fumbles ... Led the Arizona squad in 2022 with 58 tackles and had six pass deflections and two forced fumbles.

### CHRIS ROLAND-WALLACE'S NFL REGULAR SEASON DEFENSIVE STATISTICS

DATE	TEAM	GP	GS	TACKLES							INTERCEPTIONS					O. FUMB				ST			MISC					
				TK	S	A	TFL	YDS	SK	YDS	QBH	NO	YDS	LG	TD	PD	FF	FR	TD	YDS	TK	S	A	FF	FR	S	A	
2024	Chiefs	12	0	9	8	1	0	0	0.0	0.0	0.0	2	1	0	0	0	1	0	0	0	0	0	3	2	1	0	0	0
<b>NFL TOTALS</b>		<b>12</b>	<b>0</b>	<b>9</b>	<b>8</b>	<b>1</b>	<b>0</b>	<b>0</b>	<b>0.0</b>	<b>0.0</b>	<b>0.0</b>	<b>2</b>	<b>1</b>	<b>0</b>	<b>0</b>	<b>0</b>	<b>1</b>	<b>0</b>	<b>0</b>	<b>0</b>	<b>0</b>	<b>3</b>	<b>2</b>	<b>1</b>	<b>0</b>	<b>0</b>	<b>0</b>	

#### SINGLE-GAME HIGHS: DEFENSIVE

**Total Tackles** 5 vs. Tampa Bay, Nov 04, 2024  
 2 at Las Vegas, Oct 27, 2024  
 2 at San Francisco, Oct 20, 2024


**Solo Tackles** 4 vs. Tampa Bay, Nov 04, 2024  
 2 at Las Vegas, Oct 27, 2024  
 2 at San Francisco, Oct 20, 2024

**Special Teams Tackles** 1 at Buffalo, Nov 17, 2024  
 1 vs. Tampa Bay, Nov 04, 2024

#### 2024 GAME-BY-GAME REGULAR-SEASON STATISTICS (CHIEFS)

DATE	OPPONENT	P/S	TACKLES							INTERCEPTIONS					O. FUMB				ST			MISC		W/L	SCORE				
			TK	S	A	SK	YDS	TFL	YDS	QBH	NO	YDS	LG	TD	PD	FF	FR	TD	YDS	TK	S	A	FF			FR	S	A	
09/05	Ravens	P	0	0	0	0.0	0.0	0	0	0	0	0	0	0	0	0	0	0	0	0	0	0	0	0	0	0	W	27-20	
09/15	Bengals	P	0	0	0	0.0	0.0	0	0	0	0	0	0	0	0	0	0	0	0	0	0	0	0	0	0	0	W	26-25	
09/22	at Falcons	P	0	0	0	0.0	0.0	0	0	0	0	0	0	0	0	0	0	0	0	0	0	0	0	0	0	W	22-17		
09/29	at Chargers	P	0	0	0	0.0	0.0	0	0	0	0	0	0	0	0	0	0	0	0	0	0	0	0	0	0	W	17-10		
10/07	Saints	P	0	0	0	0.0	0.0	0	0	0	0	0	0	0	0	0	0	0	0	0	0	0	0	0	0	W	26-13		
10/20	at 49ers	P	2	2	0	0.0	0.0	0	0	1	1	0	0	0	1	0	0	0	0	0	0	0	0	0	0	W	28-18		
10/27	at Raiders	P	2	2	0	0.0	0.0	0	0	1	0	0	0	0	0	0	0	0	0	0	0	0	0	0	0	W	27-20		
11/04	Buccaneers	P	5	4	1	0.0	0.0	0	0	0	0	0	0	0	0	0	0	0	1	0	1	0	0	0	0	W	30-24+		
11/10	Broncos	P	0	0	0	0.0	0.0	0	0	0	0	0	0	0	0	0	0	0	0	0	0	0	0	0	0	W	16-14		
11/17	at Bills	P	0	0	0	0.0	0.0	0	0	0	0	0	0	0	0	0	0	0	1	1	0	0	0	0	0	L	21-30		
11/24	at Panthers	P	0	0	0	0.0	0.0	0	0	0	0	0	0	0	0	0	0	0	0	0	0	0	0	0	0	W	30-27		
11/29	Raiders	P	0	0	0	0.0	0.0	0	0	0	0	0	0	0	0	0	0	0	1	1	0	0	0	0	0	W	19-17		
<b>2024 TOTALS</b>		<b>12-0</b>	<b>9</b>	<b>8</b>	<b>1</b>	<b>0.0</b>	<b>0.0</b>	<b>0</b>	<b>0</b>	<b>2</b>	<b>1</b>	<b>0</b>	<b>0</b>	<b>0</b>	<b>1</b>	<b>0</b>	<b>0</b>	<b>0</b>	<b>0</b>	<b>0</b>	<b>0</b>	<b>3</b>	<b>2</b>	<b>1</b>	<b>0</b>	<b>0</b>	<b>0</b>	<b>0</b>	<b>11-1</b>

+ - Overtime



# SPENCER SHRADER

KICKER #40

NOTRE DAME



ROOKIE

HEIGHT: 6'2"

WEIGHT: 201 LBS

DRAFTED: FA-24

BIRTHDAY: 5/19/99

👁 Shrader enters his first season with the Chiefs in 2024.  
 👁 Originally entered the NFL as an undrafted free agent with the Indianapolis Colts in 2024.

#### Transactions:

Signed by Kansas City (11/15/2024) ... Signed to the New York Jets practice squad (10/30/24) ... Signed to Indianapolis' practice squad (8/29/24) ... Cut by Indianapolis (8/25/24) ... Originally entered the NFL as an undrafted free agent with the Indianapolis Colts in 2024.

#### PERSONAL

👁 Was a three-year letter winner in football, soccer and tennis.  
 👁 Was a three-time soccer MVP and four-time tennis MVP.  
 👁 Named first-team Florida Class 8A All-State as a senior kicker in 2017.

Was home schooled and after graduating in 2018, spent several months in Brazil and Canada pursuing a professional career in soccer.

### SPENCER SHRADER'S NFL REGULAR SEASON KICKING STATISTICS

DATE	TEAM	GP	FGM	FGA	PCT.	LG	XP	XPA	PCT.	BLK	PTS
2024	Colts	1	0	0	0.0	0	3	3	100.0	0	3
<b>NFL TOTALS</b>		<b>1</b>	<b>0</b>	<b>0</b>	<b>0.0</b>	<b>0</b>	<b>3</b>	<b>3</b>	<b>100.0</b>	<b>0</b>	<b>3</b>

#### SINGLE-GAME HIGHS: KICKER

<b>Field Goals Made</b>	3 at Carolina, Nov 24, 2024 2 at Arizona, Nov 10, 2024	<b>PAT Attempts</b>	3 at Carolina, Nov 24, 2024 3 at Buffalo, Nov 17, 2024
<b>Field Goal Attempts</b>	3 at Carolina, Nov 24, 2024 2 at Arizona, Nov 10, 2024	<b>Points</b>	3 vs. Houston, Sep 08, 2024 12 at Carolina, Nov 24, 2024
<b>Longest Field Goals Made</b>	45 at Arizona, Nov 10, 2024 41 at Carolina, Nov 24, 2024	<b>Kickoff Average</b>	65.0 at Carolina, Nov 24, 2024 65.0 vs. Houston, Sep 08, 2024
<b>PATs Made</b>	3 at Carolina, Nov 24, 2024 3 at Buffalo, Nov 17, 2024 3 vs. Houston, Sep 08, 2024	<b>Touchbacks</b>	6 at Carolina, Nov 24, 2024 5 vs. Houston, Sep 08, 2024 3 at Buffalo, Nov 17, 2024 3 at Arizona, Nov 10, 2024

#### 2024 GAME-BY-GAME REGULAR-SEASON STATISTICS (COLTS)

DATE	OPPONENT	FIELD GOALS				EXTRA POINTS				PTS	W/L	SCORE
		FGM	FGA	PCT	LG	XP	XPA	PCT	BLK			
09/08	Texans										L	27-29
09/15	at Packers										L	10-16
09/22	Bears										W	21-16
09/29	Steelers										W	27-24
10/06	at Jaguars										L	34-37
10/13	at Titans										W	20-17
10/20	Dolphins										W	16-10
10/27	at Texans										L	20-23
11/03	at Vikings										L	13-21
11/10	Bills										L	20-30
11/17	at Jets										W	28-27
11/24	Lions										L	6-24
12/01	at Patriots										W	25-24
<b>2024 TOTALS</b>		<b>0</b>	<b>0</b>	<b>0</b>	<b>0.0</b>	<b>0</b>	<b>0</b>	<b>0</b>	<b>0.0</b>	<b>0</b>	<b>0</b>	<b>6-7</b>

### SPENCER SHRADER'S COLLEGE KICKING STATISTICS

DATE	TEAM	GP	FGM	FGA	PCT.	LG	XP	XPA	PCT.	BLK	PTS
2019	South Fla.	12	4	9	44.4	34	12	12	100.0	0	24
2020	South Fla.	8	4	6	66.7	49	11	12	91.7	0	23
2021	South Fla.	12	11	13	84.6	52	35	35	100.0	0	68
2022	South Fla.	12	9	13	69.2	49	37	37	100.0	0	64
2023	Notre Dame	13	15	22	68.2	54	61	62	98.4	0	106
<b>TOTALS</b>		<b>57</b>	<b>43</b>	<b>63</b>	<b>68.3</b>	<b>54</b>	<b>156</b>	<b>158</b>	<b>98.7</b>	<b>0</b>	<b>285</b>

### SPENCER SHRADER'S COLLEGE FIELD-GOAL ACCURACY STATISTICS

DATE	TEAM	1-19	PCT.	20-29	PCT.	30-39	PCT.	40-49	PCT.	50+	PCT.
2019	South Fla.	0-0	0.0	2-2	100.0	2-4	50.0	0-1	0.0	0-2	0.0
2020	South Fla.	0-0	0.0	0-0	0.0	0-0	0.0	4-6	66.7	0-0	0.0
2021	South Fla.	0-0	0.0	4-4	100.0	2-2	100.0	4-5	80.0	1-2	50.0
2022	South Fla.	1-1	100.0	3-3	100.0	3-4	75.0	2-4	50.0	0-1	0.0
2023	Notre Dame	0-0	0.0	3-3	100.0	5-6	83.3	3-6	50.0	4-7	57.1
<b>TOTALS</b>		<b>1-1</b>	<b>100.0</b>	<b>12-12</b>	<b>100.0</b>	<b>12-16</b>	<b>75.0</b>	<b>13-22</b>	<b>59.1</b>	<b>5-12</b>	<b>41.7</b>



COLLEGE 2019 GAME-BY-GAME STATISTICS (SOUTH FLA.)

DATE	OPPONENT	P	FIELD GOALS				EXTRA POINTS				PTS	W/L	SCORE
			FGM	FGA	PCT	LG	XP	XPA	PCT	BLK			
08/30	Wisconsin	P	0	0	0.0	0	0	0	0	0	0	L	0-49
09/06	at Georgia Tech	P	0	0	0.0	0	0	0	0	0	0	L	10-14
09/14	South Carolina St.	P	1	1	100.0	34	3	3	100.0	0	6	W	55-16
09/28	SMU	P	0	0	0.0	0	0	0	0.0	0	0	L	21-48
10/05	at UConn	P	0	0	0.0	0	0	0	0.0	0	0	W	48-22
10/12	BYU	P	0	0	0.0	0	0	0	0.0	0	0	W	27-23
10/19	at Navy	P	1	2	50.0	33	0	0	0.0	0	3	L	3-35
10/26	at East Carolina	P	1	1	100.0	24	6	6	100.0	0	9	W	45-20
11/07	Temple	P	0	0	0.0	0	1	1	100.0	0	1	L	7-17
11/16	Cincinnati	P	1	5	20.0	28	2	2	100.0	0	5	L	17-20
11/23	Memphis	P	0	0	0.0	0	0	0	0.0	0	0	L	10-49
11/29	at UCF	P	0	0	0.0	0	0	0	0.0	0	0	L	7-34
<b>2019 TOTALS</b>			<b>12</b>	<b>4</b>	<b>9</b>	<b>44.4</b>	<b>34</b>	<b>12</b>	<b>12</b>	<b>100.0</b>	<b>0</b>	<b>24</b>	<b>4-8</b>

COLLEGE 2020 GAME-BY-GAME STATISTICS (SOUTH FLA.)

DATE	OPPONENT	P	FIELD GOALS				EXTRA POINTS				PTS	W/L	SCORE
			FGM	FGA	PCT	LG	XP	XPA	PCT	BLK			
09/12	The Citadel	P	0	1	0.0	0	3	4	75.0	0	3	W	27-6
09/18	at Notre Dame	P	0	0	0.0	0	0	0	0.0	0	0	L	0-52
10/10	East Carolina	P	0	0	0.0	0	0	0	0.0	0	0	L	24-44
10/17	at Temple	P	0	0	0.0	0	0	0	0.0	0	0	L	37-39
10/23	Tulsa	P	0	0	0.0	0	0	0	0.0	0	0	L	13-42
11/07	at Memphis	P	4	4	100.0	49	0	0	0.0	0	12	L	33-34
11/14	at Houston	P	0	0	0.0	0	3	3	100.0	0	3	L	21-56
11/27	UCF	P	0	1	0.0	0	5	5	100.0	0	5	L	46-58
<b>2020 TOTALS</b>			<b>8</b>	<b>4</b>	<b>6</b>	<b>66.7</b>	<b>49</b>	<b>11</b>	<b>12</b>	<b>91.7</b>	<b>0</b>	<b>23</b>	<b>1-7</b>

COLLEGE 2021 GAME-BY-GAME STATISTICS (SOUTH FLA.)

DATE	OPPONENT	P	FIELD GOALS				EXTRA POINTS				PTS	W/L	SCORE
			FGM	FGA	PCT	LG	XP	XPA	PCT	BLK			
09/02	at NC State	P	0	0	0.0	0	0	0	0.0	0	0	L	0-45
09/11	Florida	P	2	2	100.0	32	2	2	100.0	0	8	L	20-42
09/18	Florida A&M	P	1	1	100.0	49	5	5	100.0	0	8	W	38-17
09/25	at BYU	P	2	2	100.0	42	3	3	100.0	0	9	L	27-35
10/02	at SMU	P	1	1	100.0	29	2	2	100.0	0	5	L	17-41
10/16	Tulsa	P	1	1	100.0	44	4	4	100.0	0	7	L	31-32
10/23	Temple	P	2	2	100.0	52	4	4	100.0	0	10	W	34-14
10/28	at East Carolina	P	0	0	0.0	0	2	2	100.0	0	2	L	14-29
11/06	Houston	P	0	0	0.0	0	6	6	100.0	0	6	L	42-54
11/12	Cincinnati	P	0	0	0.0	0	4	4	100.0	0	4	L	28-45
11/20	at Tulane	P	0	1	0.0	0	2	2	100.0	0	2	L	14-45
11/25	at UCF	P	2	3	66.7	41	1	1	100.0	0	7	L	13-17
<b>2021 TOTALS</b>			<b>12</b>	<b>11</b>	<b>13</b>	<b>84.6</b>	<b>52</b>	<b>35</b>	<b>35</b>	<b>100.0</b>	<b>0</b>	<b>68</b>	<b>2-10</b>

COLLEGE 2022 GAME-BY-GAME STATISTICS (SOUTH FLA.)

DATE	OPPONENT	P	FIELD GOALS				EXTRA POINTS				PTS	W/L	SCORE
			FGM	FGA	PCT	LG	XP	XPA	PCT	BLK			
09/03	BYU	P	0	0	0.0	0	3	3	100.0	0	3	L	21-50
09/10	Howard	P	0	1	0.0	0	6	6	100.0	0	6	W	42-20
09/17	at Florida	P	2	3	66.7	49	2	2	100.0	0	8	L	28-31
09/24	at Louisville	P	1	1	100.0	37	0	0	0.0	0	3	L	3-41
10/01	East Carolina	P	0	0	0.0	0	4	4	100.0	0	4	L	28-48
10/08	at Cincinnati	P	1	1	100.0	21	3	3	100.0	0	6	L	24-28
10/15	Tulane	P	1	1	100.0	16	4	4	100.0	0	7	L	31-45
10/29	at Houston	P	0	1	0.0	0	3	3	100.0	0	3	L	27-42
11/05	at Temple	P	0	1	0.0	0	4	4	100.0	0	4	L	28-54
11/12	SMU	P	1	1	100.0	41	2	2	100.0	0	5	L	23-41
11/18	at Tulsa	P	2	2	100.0	34	4	4	100.0	0	10	L	42-48
11/26	UCF	P	1	1	100.0	34	2	2	100.0	0	5	L	39-46
<b>2022 TOTALS</b>			<b>12</b>	<b>9</b>	<b>13</b>	<b>69.2</b>	<b>49</b>	<b>37</b>	<b>37</b>	<b>100.0</b>	<b>0</b>	<b>64</b>	<b>1-11</b>





COLLEGE 2023 GAME-BY-GAME STATISTICS (NOTRE DAME)

DATE	OPPONENT		FIELD GOALS				EXTRA POINTS				PTS	W/L	SCORE
			FGM	FGA	PCT	LG	XP	XPA	PCT	BLK			
08/26	Navy	P	0	1	0.0	0	6	6	100.0	0	6	W	42-3
09/02	Tennessee St.	P	0	0	0.0	0	7	7	100.0	0	7	W	56-3
09/09	at NC State	P	1	2	50.0	54	6	6	100.0	0	9	W	45-24
09/16	Central Mich.	P	2	3	66.7	50	5	5	100.0	0	11	W	41-17
09/23	Ohio St.	P	0	1	0.0	0	2	2	100.0	0	2	L	14-17
09/30	at Duke	P	2	3	66.7	45	1	1	100.0	0	7	W	21-14
10/07	at Louisville	P	2	2	100.0	54	2	2	100.0	0	8	L	20-33
10/14	Southern California	P	2	2	100.0	36	6	6	100.0	0	12	W	48-20
10/28	Pittsburgh	P	1	1	100.0	23	6	7	85.7	0	9	W	58-7
11/04	at Clemson	P	3	3	100.0	43	2	2	100.0	0	11	L	23-31
11/18	Wake Forest	P	1	2	50.0	37	5	5	100.0	0	8	W	45-7
11/25	at Stanford	P	0	0	0.0	0	8	8	100.0	0	8	W	56-23
12/29	Oregon St.	P	1	2	50.0	44	5	5	100.0	0	8	W	40-8
<b>2023 TOTALS</b>	<b>13</b>		<b>15</b>	<b>22</b>	<b>68.2</b>	<b>54</b>	<b>61</b>	<b>62</b>	<b>98.4</b>	<b>0</b>	<b>106</b>	<b>10-3</b>	





# TREY SMITH



**GUARD #65**  
**TENNESSEE**

**4TH** YEAR IN THE NFL

**4TH** YEAR WITH THE CHIEFS

**HEIGHT:** 6'6"  
**WEIGHT:** 321 LBS  
**DRAFTED:** D6-21  
**BIRTHDAY:** 6/16/99

- Smith enters his fourth season with the Chiefs in 2024.
- Originally entered the NFL as a sixth-round pick (226th overall) by the Chiefs in the 2021 NFL Draft.

### Career Highlights:

As a rookie, Smith and C Creed Humphrey started all 17 regular season games in 2021, becoming the 17th and 18th players in franchise history to start all regular season games in their rookie season. Humphrey and Smith are the third pair of teammates to both start all regular season games in their rookie campaign, joining DE Sylvester Hicks and DE Art Still (16 games, 1978) and CB Brandon Carr and DL Glenn Dorsey (16 games, 2008). S Juan Thornhill was the last player to start all games in his rookie season, starting all 16 games in 2019.

### Postseason Career Highlights:

- Allowed no sacks on QB Patrick Mahomes through the first two games of the 2023 playoffs, the Wild Card Game against Miami and the Divisional Round Game in Buffalo.
- Did not allow a sack on QB Patrick Mahomes in Super Bowl LVII against the Philadelphia Eagles who recorded the most sacks in the regular season (70.0).

### Honors:

- 2021 PFWA All-Rookie Team.

### Transactions:

Originally entered the NFL as a sixth-round pick (226th overall) by the Kansas City Chiefs in the 2021 NFL Draft.

## COLLEGE

Appeared in 42 games with 41 starts, concluding his career with 22 straight starts with Tennessee (2017-20) ... Saw action on over 2,500 career offensive snaps and allowed only one sack in his final two seasons ... As a senior in 2020, started all 10 games for the Vols at left guard during the unique COVID-19 season earning second-team All-America status in the process and first-team All-SEC honors for the second straight year ... Became Tennessee's first All-America recipient since Derek Barnett was named to the FWAA's second-team in 2016 ... Also was the first Vol offensive lineman to be tabbed a first- or second-team All-American by any outlet since Anthony Parker in 2007 ... Played 664 offensive snaps during the season and allowed only one sack ... Became the first Vol true freshman to start at left tackle in over 30 years en route to Freshman All-America honors ... Off the field, was a leader in the community, spearheading charity drives and was recipient of the 2019 Jason Witten Collegiate Man of the Year ... Two-time SEC Community Service Team representative.

## PERSONAL

- Earned All-State honors from 2015-17 while attending University School in Jackson, Tenn.
- Winner of the 2016 Bobby Dodd Award by the Touchdown Club of Atlanta.
- 2017 Under Armour All-American and 2016 USA Today/American Family Insurance All-USA first-team.
- 2016 MaxPreps Football All-American first-team offense.
- Two-time Tennessee Mr. Football, two-time District Offensive Lineman of the Year and two-time Tennessee Player of the Year.
- Hometown: Jackson, Tenn.

## TREY SMITH'S NFL REGULAR SEASON STATISTICS

DATE	TEAM	GP	GS
2021	Chiefs	17	17
2022	Chiefs	16	16
2023	Chiefs	17	17
2024	Chiefs	12	12
<b>NFL TOTALS</b>		<b>62</b>	<b>62</b>



TREY SMITH'S NFL POSTSEASON STATISTICS

DATE	TEAM	GP	GS
2021	Chiefs	3	3
2022	Chiefs	3	3
2023	Chiefs	4	4
<b>NFL TOTALS</b>		<b>10</b>	<b>10</b>

2021 GAME-BY-GAME REGULAR-SEASON STATISTICS (CHIEFS)

DATE	OPPONENT	P/S	W/L	SCORE
09/12	Browns	S	W	33-29
09/19	at Ravens	S	L	35-36
09/26	Chargers	S	L	24-30
10/03	at Eagles	S	W	42-30
10/10	Bills	S	L	20-38
10/17	at Football Team	S	W	31-13
10/24	at Titans	S	L	3-27
11/01	Giants	S	W	20-17
11/07	Packers	S	W	13-7
11/14	at Raiders	S	W	41-14
11/21	Cowboys	S	W	19-9
12/05	Broncos	S	W	22-9
12/12	Raiders	S	W	48-9
12/16	at Chargers	S	W	34-28+
12/26	Steelers	S	W	36-10
01/02	at Bengals	S	L	31-34
01/08	at Broncos	S	W	28-24
<b>2021 TOTALS</b>		<b>17-17</b>	<b>12-5</b>	

+ - Overtime

2022 GAME-BY-GAME REGULAR-SEASON STATISTICS (CHIEFS)

DATE	OPPONENT	P/S	W/L	SCORE
09/11	at Cardinals	S	W	44-21
09/15	Chargers	S	W	27-24
09/25	at Colts	S	L	17-20
10/02	at Buccaneers	S	W	41-31
10/10	Raiders	INACTIVE	W	30-29
10/16	Bills	S	L	20-24
10/23	at 49ers	S	W	44-23
11/06	Titans	S	W	20-17+
11/13	Jaguars	S	W	27-17
11/20	at Chargers	S	W	30-27
11/27	Rams	S	W	26-10
12/04	at Bengals	S	L	24-27
12/11	at Broncos	S	W	34-28
12/18	at Texans	S	W	30-24+
12/24	Seahawks	S	W	24-10
01/01	Broncos	S	W	27-24
01/07	at Raiders	S	W	31-13
<b>2022 TOTALS</b>		<b>16-16</b>	<b>14-3</b>	

+ - Overtime

2023 GAME-BY-GAME REGULAR-SEASON STATISTICS (CHIEFS)

DATE	OPPONENT	P/S	W/L	SCORE
09/07	Lions	S	L	20-21
09/17	at Jaguars	S	W	17-9
09/24	Bears	S	W	41-10
10/01	at Jets	S	W	23-20
10/08	at Vikings	S	W	27-20
10/12	Broncos	S	W	19-8
10/22	Chargers	S	W	31-17
10/29	at Broncos	S	L	9-24
11/05	Dolphins	S	W	21-14
11/20	Eagles	S	L	17-21
11/26	at Raiders	S	W	31-17
12/03	at Packers	S	L	19-27
12/10	Bills	S	L	17-20
12/17	at Patriots	S	W	27-17
12/25	Raiders	S	L	14-20
12/31	Bengals	S	W	25-17
01/07	at Chargers	S	W	13-12
<b>2023 TOTALS</b>		<b>17-17</b>	<b>11-6</b>	



2024 GAME-BY-GAME REGULAR-SEASON STATISTICS (CHIEFS)

DATE	OPPONENT	P/S	W/L	SCORE
09/05	Ravens	S	W	27-20
09/15	Bengals	S	W	26-25
09/22	at Falcons	S	W	22-17
09/29	at Chargers	S	W	17-10
10/07	Saints	S	W	26-13
10/20	at 49ers	S	W	28-18
10/27	at Raiders	S	W	27-20
11/04	Buccaneers	S	W	30-24+
11/10	Broncos	S	W	16-14
11/17	at Bills	S	L	21-30
11/24	at Panthers	S	W	30-27
11/29	Raiders	S	W	19-17
<b>2024 TOTALS</b>		<b>12-12</b>	<b>11-1</b>	

+ - Overtime

2021 GAME-BY-GAME POSTSEASON STATISTICS (CHIEFS)

DATE	OPPONENT	P/S	W/L	SCORE
01/16	Steelers	S	W	42-21
01/23	Bills	S	W	42-36+
01/30	Bengals	S	L	24-27+
<b>2021 TOTALS</b>		<b>3-3</b>	<b>2-1</b>	

+ - Overtime

2022 GAME-BY-GAME POSTSEASON STATISTICS (CHIEFS)

DATE	OPPONENT	P/S	W/L	SCORE
01/21	Jaguars	S	W	27-20
01/29	Bengals	S	W	23-20
02/12	at Eagles	S	W	38-35
<b>2022 TOTALS</b>		<b>3-3</b>	<b>3-0</b>	

2023 GAME-BY-GAME POSTSEASON STATISTICS (CHIEFS)

DATE	OPPONENT	P/S	W/L	SCORE
01/13	Dolphins	S	W	26-7
01/21	at Bills	S	W	27-24
01/28	at Ravens	S	W	17-10
02/11	49ers	S	W	25-22+
<b>2023 TOTALS</b>		<b>4-4</b>	<b>4-0</b>	

+ - Overtime





# JUJU SMITH-SCHUSTER

WIDE RECEIVER #9

USC



7<sup>TH</sup> YEAR IN THE NFL

2<sup>ND</sup> YEAR WITH THE CHIEFS

HEIGHT: 6'1"  
WEIGHT: 215 LBS  
DRAFTED: FA-24  
BIRTHDAY: 11/22/96

- Smith-Schuster enters his second season with the Chiefs in 2024 after spending a year with the team in 2022.
- Originally entered the NFL as the second-round pick (62nd overall) by the Pittsburgh Steelers in the 2017 NFL Draft.

### Career Highlights:

- Trailed only TE Travis Kelce in receiving yards and receptions for the Chiefs in 2022.
- Fourth-youngest player in NFL history to reach 3,000 career receiving yards and 20 career receiving TDs. 23 years, 310 days, when he reached the mark, Smith-Schuster passed Odell Beckham Jr. (23 years, 325 days).
- Only NFL player since the 1970 AFL-NFL merger to register at least 250 receptions, 3,300 receiving yards and 21 receiving TDs before his 24th birthday.
- At 24 years and 37 days old (at the time of the game), Smith-Schuster surpassed Larry Fitzgerald (24 years, 86 days) as the second-youngest player to reach 300 career receptions in NFL history.
- First wide receiver in NFL history to post 12 100-yard receiving games prior to their 23rd birthday - besting the previous record of 11 (Randy Moss, Minnesota Vikings).
- First wide receiver in NFL history to record 200 career receptions before his 23rd birthday.
- Third player in NFL history to register 250 career receptions before his 24th birthday.
- His 265 receptions were the second most by a player before his 24th birthday since the 1970 AFL-NFL merger.
- Youngest player in NFL history to reach 2,500 career receiving yards.
- Set single-season highs with 1,426 receiving yards (fifth-most by a Steeler in a single season), the first 1,000 receiving yard season of his NFL career, 1,439 scrimmage yards and 111 catches (fourth-most by a Steeler in a single season) in 2018.
- Eclipsed 1,500 receiving yards in his 21st game, setting a Steelers franchise record for the fewest games to the milestone (Louis Lipps, 23).
- Third Steeler in franchise history to record at least 100 catches in a season, (Antonio Brown: six seasons, Hines Ward: one season).
- Set a Steeler franchise record for the fewest games played

- to reach 100 catches (20), reaching the mark on Oct. 14, 2018.
- Set a Steeler franchise record for the fewest games played to reach 150 catches (28), reaching the mark on Dec. 16, 2018.
- Totaled at least 100 receiving yards in eight games in 2018, which tied as the second-most by a Steeler in a single season with Antonio Brown (2014 and 2017). (Record: Antonio Brown, 2015: 9)
- Totaled 1,972 receiving yards in the first 25 games of his career, the fourth-most by an NFL player since the 1970 AFL-NFL merger.
- Recorded the fifth-most receptions (169), 10th-most receiving yards (2,343) and tied with Randy Moss for the fourth-most 100-receiving yard games (11) in a player's first two seasons in NFL history.
- Amassed five TD catches before turning 21, the most in NFL history by a player before his 21st birthday (turned 21 on Nov. 22, 2018).
- First Steelers rookie - and just the fourth NFL rookie - to earn Offensive and Special Teams Player of the Week honors, joining Eddie Kennison (1996), Reggie Bush (2006) and Tyreek Hill (2016).
- Recorded the most receiving yards by a rookie in franchise history (917).
- At 20 years old in 2017, he became the youngest player to score a touchdown in the NFL since 1964 (Chicago's Andy Livingston) and the youngest NFL player to catch a touchdown pass since 1930 (Green Bay's Arnie Herber).

### Honors:

- 2018 Pro Bowl selection.
- 2017 Weeks 8 and 17 AFC Offensive Player of the Week.
- 2017 PFWA All-Rookie Team.

### Transactions:

Signed by Kansas City (8/26/24) ... Cut by New England (8/9/24) ... Signed by New England (3/16/23) ... Signed with Kansas City (3/21/22) ... Re-signed with Pittsburgh (3/19/21) ... Originally entered the NFL as the second-round pick (62nd overall) by the Pittsburgh Steelers in the 2017 NFL Draft.

## COLLEGE

Three-year letterman who saw action in 40 games with 39 starts at USC (2014-16) ... Totaled 213 receptions for 3,092 yards with 25 TD receptions ... His 213 receptions were the fourth-most in school history at the time ... 12 100-yard receiving games ... Named first-team All-Pac 12 in 2015 and earned second-team All-Pac-12 honors in 2014 and 2016 ... 10 TD receptions in back-to-back seasons (2015-16) ... As a sophomore in 2015, earned second-team All-America honors by the AP, SI.com and Sporting News, as he led the Pac-12 in



receiving yards (1,454), which were the third-most in single-season school history.

### PERSONAL

- 🏈 Attended Long Beach Polytechnic HS (Long Beach, Calif.).
- 🏈 Played wide receiver and safety.
- 🏈 As a senior, named to the Prep Star All-American Dream Team, and named Cal-Hi Sports All-State first-team, All-CIF Pac-5 Division, Los Angeles Times All-Area, Orange County Register Fab 15 first-team, Long Beach Press-Telegram Dream Team and All-Moore League Player of the Year.
- 🏈 As a junior, named Cal-Hi Sports California Junior of the Year and named Cal Hi Sports All-State first-team, Cal-Hi Sports All-State Junior first-team, Max Preps All-State Division I first-team, All-CIF Pac-5 Division Co-Offensive Player of the Year, Los Angeles Times All-Area and Long Beach Press Telegram All-Area Player of the Year.
- 🏈 Full name: John "Juju" Smith-Schuster.

### JUJU SMITH-SCHUSTER'S NFL REGULAR SEASON RUSHING/RECEIVING STATISTICS

DATE	TEAM	RECEIVING							RUSHING				
		GP	GS	NO.	YDS.	AVG.	LG	TD	NO.	YDS.	AVG.	LG	TD
2017	Steelers	14	7	58	917	15.8	97t	7	0	0	0.0	0	0
2018	Steelers	16	13	111	1,426	12.8	97t	7	1	13	13.0	13	0
2019	Steelers	12	12	42	552	13.1	76t	3	0	0	0.0	0	0
2020	Steelers	16	14	97	831	8.6	31t	9	0	0	0.0	0	0
2021	Steelers	5	5	15	129	8.6	24	0	3	9	3.0	3t	1
2022	Chiefs	16	14	78	933	12.0	53	3	0	0	0.0	0	0
2023	Patriots	11	7	29	260	9.0	37	1	0	0	0.0	0	0
2024	Chiefs	9	5	12	171	14.3	50	1	0	0	0.0	0	0
<b>NFL TOTALS</b>		<b>99</b>	<b>77</b>	<b>442</b>	<b>5,219</b>	<b>11.8</b>	<b>97T</b>	<b>31</b>	<b>4</b>	<b>22</b>	<b>5.5</b>	<b>13</b>	<b>1</b>

### JUJU SMITH-SCHUSTER'S NFL POSTSEASON RUSHING/RECEIVING STATISTICS

DATE	TEAM	RECEIVING							RUSHING				
		GP	GS	NO.	YDS.	AVG.	LG	TD	NO.	YDS.	AVG.	LG	TD
2017	Steelers	1	1	3	5	1.7	4t	1	0	0	0.0	0	0
2020	Steelers	1	1	13	157	12.1	33	1	0	0	0.0	0	0
2021	Steelers	1	1	5	26	5.2	7	0	0	0	0.0	0	0
2022	Chiefs	3	2	10	89	8.9	16	0	0	0	0.0	0	0
<b>NFL TOTALS</b>		<b>6</b>	<b>5</b>	<b>31</b>	<b>277</b>	<b>8.9</b>	<b>33</b>	<b>2</b>	<b>0</b>	<b>0</b>	<b>0.0</b>	<b>0</b>	<b>0</b>

### JUJU SMITH-SCHUSTER'S NFL REGULAR SEASON RETURN STATISTICS

DATE	TEAM	KICKOFF RETURNS					PUNT RETURNS					
		RET.	YDS.	AVG.	LG	TD	NO.	FC	YDS.	AVG.	LG	TD
2017	Steelers	9	240	26.7	96t	1	0	0	0	0.0	0	0
2018	Steelers	0	0	0.0	0	0	0	0	0	0.0	0	0
2019	Steelers	0	0	0.0	0	0	0	0	0	0.0	0	0
2020	Steelers	0	0	0.0	0	0	0	0	0	0.0	0	0
2021	Steelers	0	0	0.0	0	0	0	0	0	0.0	0	0
2022	Chiefs	0	0	0.0	0	0	0	0	0	0.0	0	0
2023	Patriots	0	0	0.0	0	0	0	0	0	0.0	0	0
2024	Chiefs	0	0	0.0	0	0	0	0	0	0.0	0	0
<b>NFL TOTALS</b>		<b>9</b>	<b>240</b>	<b>26.7</b>	<b>96T</b>	<b>1</b>	<b>0</b>	<b>0</b>	<b>0</b>	<b>0.0</b>	<b>0</b>	<b>0</b>

### JUJU SMITH-SCHUSTER'S NFL POSTSEASON RETURN STATISTICS

DATE	TEAM	KICKOFF RETURNS					PUNT RETURNS					
		RET.	YDS.	AVG.	LG	TD	NO.	FC	YDS.	AVG.	LG	TD
2017	Steelers	1	23	23.0	23	0	0	0	0	0.0	0	0
2020	Steelers	0	0	0.0	0	0	0	0	0	0.0	0	0
2021	Steelers	0	0	0.0	0	0	0	0	0	0.0	0	0
2022	Chiefs	0	0	0.0	0	0	0	0	0	0.0	0	0
<b>NFL TOTALS</b>		<b>1</b>	<b>23</b>	<b>23.0</b>	<b>23</b>	<b>0</b>	<b>0</b>	<b>0</b>	<b>0</b>	<b>0.0</b>	<b>0</b>	<b>0</b>

SINGLE-GAME HIGHS: RUSHING/RECEIVING

<b>Rush Attempts</b>	2 vs. Denver, Oct 10, 2021 1 vs. Las Vegas, Sep 19, 2021 1 vs. Carolina, Nov 08, 2018	<b>All-Purpose Yards</b>	265 vs. Cleveland, Dec 31, 2017 193 at Detroit, Oct 29, 2017 189 at Denver, Nov 25, 2018 163 vs. New England, Dec 17, 2017 130 vs. New Orleans, Oct 07, 2024 ...1 more at 130.
<b>Rushing Yards</b>	13 vs. Carolina, Nov 08, 2018 6 vs. Denver, Oct 10, 2021 3 vs. Las Vegas, Sep 19, 2021	<b>Kickoff Returns</b>	2 vs. Cleveland, Dec 31, 2017 2 vs. New England, Dec 17, 2017 1 at Indianapolis, Nov 12, 2017 1 at Kansas City, Oct 15, 2017 ...3 more at 1.
<b>Longest Runs</b>	13 vs. Carolina, Nov 08, 2018 3 vs. Denver, Oct 10, 2021 3 vs. Denver, Oct 10, 2021 3t vs. Las Vegas, Sep 19, 2021	<b>Kickoff Return Yards</b>	122 vs. Cleveland, Dec 31, 2017 49 vs. New England, Dec 17, 2017 25 at Indianapolis, Nov 12, 2017 20 vs. Minnesota, Sep 17, 2017 11 at Kansas City, Oct 15, 2017 96t vs. Cleveland, Dec 31, 2017 27 vs. New England, Dec 17, 2017 26 vs. Cleveland, Dec 31, 2017 25 at Indianapolis, Nov 12, 2017 22 vs. New England, Dec 17, 2017
<b>Rushing TDs</b>	1 vs. Las Vegas, Sep 19, 2021 13 at Denver, Nov 25, 2018 13 vs. Kansas City, Sep 16, 2018 11 at New Orleans, Dec 23, 2018 10 at Houston, Dec 18, 2022 10 vs. Tennessee, Nov 06, 2022	<b>Longest Kickoff Return</b>	96t vs. Cleveland, Dec 31, 2017 27 vs. New England, Dec 17, 2017 26 vs. Cleveland, Dec 31, 2017 25 at Indianapolis, Nov 12, 2017 22 vs. New England, Dec 17, 2017
<b>Receptions</b>	13 at Denver, Nov 25, 2018 13 vs. Kansas City, Sep 16, 2018 11 at New Orleans, Dec 23, 2018 10 at Houston, Dec 18, 2022 10 vs. Tennessee, Nov 06, 2022	<b>Kickoff Return TDs</b>	1 vs. Cleveland, Dec 31, 2017 2 at N.Y. Giants, Sep 14, 2020 2 at Oakland, Dec 09, 2018 2 vs. Cleveland, Dec 31, 2017 1 at Atlanta, Sep 22, 2024 ...26 more at 1.
<b>Receiving Yards</b>	193 at Detroit, Oct 29, 2017 189 at Denver, Nov 25, 2018 143 vs. Cleveland, Dec 31, 2017 130 vs. New Orleans, Oct 07, 2024 130 at Oakland, Dec 09, 2018	<b>Most TDs</b>	1 vs. Cleveland, Dec 31, 2017 2 at N.Y. Giants, Sep 14, 2020 2 at Oakland, Dec 09, 2018 2 vs. Cleveland, Dec 31, 2017 1 at Atlanta, Sep 22, 2024 ...26 more at 1.
<b>Receiving Average</b>	30.0 vs. Carolina, Nov 08, 2018 27.6 at Detroit, Oct 29, 2017 27.0 at San Francisco, Sep 22, 2019 23.8 at Cleveland, Sep 09, 2018 22.6 vs. Buffalo, Oct 16, 2022	<b>Miscellaneous Tackles</b>	2 vs. Jacksonville, Oct 08, 2017 1 vs. Washington, Nov 05, 2023 1 at Dallas, Oct 01, 2023 1 at Denver, Dec 11, 2022 ...11 more at 1.
<b>Longest Receptions</b>	97t at Denver, Nov 25, 2018 97t at Detroit, Oct 29, 2017 76t at San Francisco, Sep 22, 2019 75t vs. Carolina, Nov 08, 2018 69 vs. New England, Dec 17, 2017	<b>Longest Own Fumble Return</b>	1 vs. L.A. Chargers, Dec 03, 2023
<b>Receiving TDs</b>	2 at N.Y. Giants, Sep 14, 2020 2 at Oakland, Dec 09, 2018 1 at Atlanta, Sep 22, 2024 1 at Miami, Oct 29, 2023 ...25 more at 1.		

SINGLE-GAME HIGHS - POSTSEASON: RUSHING/RECEIVING

<b>Receptions</b>	13 vs. Cleveland, Jan 10, 2021 7 at Philadelphia, Feb 12, 2023 5 at Kansas City, Jan 16, 2022 3 vs. Jacksonville, Jan 14, 2018 2 vs. Jacksonville, Jan 21, 2023	<b>All-Purpose Yards</b>	157 vs. Cleveland, Jan 10, 2021 53 at Philadelphia, Feb 12, 2023 29 vs. Jacksonville, Jan 21, 2023 28 vs. Jacksonville, Jan 14, 2018 26 at Kansas City, Jan 16, 2022
<b>Receiving Yards</b>	157 vs. Cleveland, Jan 10, 2021 53 at Philadelphia, Feb 12, 2023 29 vs. Jacksonville, Jan 21, 2023 26 at Kansas City, Jan 16, 2022 7 vs. Cincinnati, Jan 29, 2023	<b>Kickoff Returns</b>	1 vs. Jacksonville, Jan 14, 2018
<b>Receiving Average</b>	12.1 vs. Cleveland, Jan 10, 2021 7.6 at Philadelphia, Feb 12, 2023 5.2 at Kansas City, Jan 16, 2022 1.7 vs. Jacksonville, Jan 14, 2018	<b>Kickoff Return Yards</b>	23 vs. Jacksonville, Jan 14, 2018
<b>Longest Receptions</b>	33 vs. Cleveland, Jan 10, 2021 27 vs. Cleveland, Jan 10, 2021 25 vs. Cleveland, Jan 10, 2021 18 vs. Cleveland, Jan 10, 2021 16 vs. Jacksonville, Jan 21, 2023	<b>Longest Kickoff Return</b>	23 vs. Jacksonville, Jan 14, 2018
<b>Receiving TDs</b>	1 vs. Cleveland, Jan 10, 2021 1 vs. Jacksonville, Jan 14, 2018	<b>Most TDs</b>	1 vs. Cleveland, Jan 10, 2021 1 vs. Jacksonville, Jan 14, 2018

100-YARD RECEIVING GAMES (15): REGULAR SEASON

DATE	TEAM	NO.	YDS.	AVG.	LG	TD
10/29/17	at Lions	7	193	27.6	97t	1
12/17/17	PATRIOTS	6	114	19.0	69	0
12/31/17	BROWNS	9	143	15.9	46	1
09/09/18	at Browns	5	119	23.8	67	0
09/16/18	CHIEFS	13	121	9.3	21	1
09/24/18	at Buccaneers	9	116	12.9	43	0
10/14/18	at Bengals	7	111	15.9	29	0
11/18/18	at Jaguars	8	104	13.0	35	0
11/25/18	at Broncos	13	189	14.5	97t	1
12/09/18	at Raiders	8	130	16.3	43	2
12/23/18	at Saints	11	115	10.5	23	0
10/28/19	DOLPHINS	5	103	20.6	34	1
10/16/22	BILLS	5	113	22.6	42t	1
10/23/22	at 49ers	7	124	17.7	45t	1
10/07/24	SAINTS	7	130	18.6	50	0

100-YARD RECEIVING GAMES (1): POSTSEASON

DATE	TEAM	NO.	YDS.	AVG.	LG	TD
01/10/21	BROWNS	13	157	12.1	33	1

2017 GAME-BY-GAME REGULAR-SEASON STATISTICS (STEELERS)

DATE	OPPONENT	P/S	RECEIVING					RUSHING					W/L	SCORE
			NO.	YDS.	AVG.	LG	TD	NO.	YDS.	AVG.	LG	TD		
09/10	at Browns	S	0	0	0.0	0	0	0	0	0.0	0	0	W	21-18
09/17	Vikings	P	3	16	5.3	9	1	0	0	0.0	0	0	W	26-9
09/24	at Bears	P	2	39	19.5	25	0	0	0	0.0	0	0	L	17-23+
10/01	at Ravens	P	3	47	15.7	19	1	0	0	0.0	0	0	W	26-9
10/08	Jaguars	P	4	58	14.5	21	0	0	0	0.0	0	0	L	9-30
10/15	at Chiefs	P	3	32	10.7	15	0	0	0	0.0	0	0	W	19-13
10/22	Bengals	P	2	39	19.5	31t	1	0	0	0.0	0	0	W	29-14
10/29	at Lions	S	7	193	27.6	97t	1	0	0	0.0	0	0	W	20-15
11/12	at Colts	S	5	97	19.4	44	1	0	0	0.0	0	0	W	20-17
11/16	Titans	S	4	47	11.8	18	0	0	0	0.0	0	0	W	40-17
11/26	Packers												W	31-28
12/04	at Bengals	P	4	17	4.3	7	0	0	0	0.0	0	0	W	23-20
12/10	Ravens												W	39-38
12/17	Patriots	S	6	114	19.0	69	0	0	0	0.0	0	0	L	24-27
12/25	at Texans	S	6	75	12.5	49	1	0	0	0.0	0	0	W	34-6
12/31	Browns	S	9	143	15.9	46	1	0	0	0.0	0	0	W	28-24
<b>2017 TOTALS</b>		<b>14-7</b>	<b>58</b>	<b>917</b>	<b>15.8</b>	<b>97T</b>	<b>7</b>	<b>0</b>	<b>0</b>	<b>0.0</b>	<b>0</b>	<b>0</b>	<b>13-3</b>	

+ - Overtime

2018 GAME-BY-GAME REGULAR-SEASON STATISTICS (STEELERS)

DATE	OPPONENT	P/S	RECEIVING					RUSHING					W/L/T	SCORE
			NO.	YDS.	AVG.	LG	TD	NO.	YDS.	AVG.	LG	TD		
09/09	at Browns	P	5	119	23.8	67	0	0	0	0.0	0	0	T	21-21
09/16	Chiefs	S	13	121	9.3	21	1	0	0	0.0	0	0	L	37-42
09/24	at Buccaneers	S	9	116	12.9	43	0	0	0	0.0	0	0	W	30-27
09/30	Ravens	S	4	60	15.0	38	0	0	0	0.0	0	0	L	14-26
10/07	Falcons	S	4	34	8.5	18t	1	0	0	0.0	0	0	W	41-17
10/14	at Bengals	S	7	111	15.9	29	0	0	0	0.0	0	0	W	28-21
10/28	Browns	P	4	33	8.3	19	0	0	0	0.0	0	0	W	33-18
11/04	at Ravens	S	7	78	11.1	22	0	0	0	0.0	0	0	W	23-16
11/08	Panthers	S	3	90	30.0	75t	1	1	13	13.0	13	0	W	52-21
11/18	at Jaguars	S	8	104	13.0	35	0	0	0	0.0	0	0	W	20-16
11/25	at Broncos	S	13	189	14.5	97t	1	0	0	0.0	0	0	L	17-24
12/02	Chargers	S	6	49	8.2	16	0	0	0	0.0	0	0	L	30-33
12/09	at Raiders	P	8	130	16.3	43	2	0	0	0.0	0	0	L	21-24
12/16	Patriots	S	4	40	10.0	22	0	0	0	0.0	0	0	W	17-10
12/23	at Saints	S	11	115	10.5	23	0	0	0	0.0	0	0	L	28-31
12/30	Bengals	S	5	37	7.4	12	1	0	0	0.0	0	0	W	16-13
<b>2018 TOTALS</b>		<b>16-13</b>	<b>111</b>	<b>1,426</b>	<b>12.8</b>	<b>97T</b>	<b>7</b>	<b>1</b>	<b>13</b>	<b>13.0</b>	<b>13</b>	<b>0</b>	<b>9-6-1</b>	





2019 GAME-BY-GAME REGULAR-SEASON STATISTICS (STEELERS)

DATE	OPPONENT	P/S	RECEIVING					RUSHING					W/L	SCORE
			NO.	YDS.	AVG.	LG	TD	NO.	YDS.	AVG.	LG	TD		
09/08	at Patriots	S	6	78	13.0	26	0	0	0	0.0	0	0	L	3-33
09/15	Seahawks	S	5	84	16.8	45	0	0	0	0.0	0	0	L	26-28
09/22	at 49ers	S	3	81	27.0	76t	1	0	0	0.0	0	0	L	20-24
09/30	Bengals	S	3	15	5.0	9	0	0	0	0.0	0	0	W	27-3
10/06	Ravens	S	7	75	10.7	35t	1	0	0	0.0	0	0	L	23-26+
10/13	at Chargers	S	1	7	7.0	7	0	0	0	0.0	0	0	W	24-17
10/28	Dolphins	S	5	103	20.6	34	1	0	0	0.0	0	0	W	27-14
11/03	Colts	S	3	16	5.3	12	0	0	0	0.0	0	0	W	26-24
11/10	Rams	S	3	44	14.7	20	0	0	0	0.0	0	0	W	17-12
11/14	at Browns	S	2	21	10.5	16	0	0	0	0.0	0	0	L	7-21
11/24	at Bengals												W	16-10
12/01	Browns												W	20-13
12/08	at Cardinals												W	23-17
12/15	Bills												L	10-17
12/22	at Jets	S	2	22	11.0	14	0	0	0	0.0	0	0	L	10-16
12/29	at Ravens	S	2	6	3.0	11	0	0	0	0.0	0	0	L	10-28
<b>2019 TOTALS</b>		<b>12-12</b>	<b>42</b>	<b>552</b>	<b>13.1</b>	<b>76T</b>	<b>3</b>	<b>0</b>	<b>0</b>	<b>0.0</b>	<b>0</b>	<b>0</b>	<b>8-8</b>	

+ - Overtime

2020 GAME-BY-GAME REGULAR-SEASON STATISTICS (STEELERS)

DATE	OPPONENT	P/S	RECEIVING					RUSHING					W/L	SCORE
			NO.	YDS.	AVG.	LG	TD	NO.	YDS.	AVG.	LG	TD		
09/14	at Giants	S	6	69	11.5	17	2	0	0	0.0	0	0	W	26-16
09/20	Broncos	S	7	48	6.9	18	0	0	0	0.0	0	0	W	26-21
09/27	Texans	S	4	43	10.8	26t	1	0	0	0.0	0	0	W	28-21
10/11	Eagles	S	4	28	7.0	14	0	0	0	0.0	0	0	W	38-29
10/18	Browns	S	2	6	3.0	5	0	0	0	0.0	0	0	W	38-7
10/25	at Titans	S	9	85	9.4	28	0	0	0	0.0	0	0	W	27-24
11/01	at Ravens	S	7	67	9.6	24	0	0	0	0.0	0	0	W	28-24
11/08	at Cowboys	S	6	93	15.5	31t	1	0	0	0.0	0	0	W	24-19
11/15	Bengals	S	9	77	8.6	24	1	0	0	0.0	0	0	W	36-10
11/22	at Jaguars	S	4	19	4.8	9	0	0	0	0.0	0	0	W	27-3
12/02	Ravens	S	8	37	4.6	11	1	0	0	0.0	0	0	W	19-14
12/07	Football Team	P	7	28	4.0	9	0	0	0	0.0	0	0	L	17-23
12/13	at Bills	S	6	55	9.2	20	1	0	0	0.0	0	0	L	15-26
12/21	at Bengals	S	3	15	5.0	21	0	0	0	0.0	0	0	L	17-27
12/27	Colts	S	9	96	10.7	25t	1	0	0	0.0	0	0	W	28-24
01/03	at Browns	P	6	65	10.8	26	1	0	0	0.0	0	0	L	22-24
<b>2020 TOTALS</b>		<b>16-14</b>	<b>97</b>	<b>831</b>	<b>8.6</b>	<b>31T</b>	<b>9</b>	<b>0</b>	<b>0</b>	<b>0.0</b>	<b>0</b>	<b>0</b>	<b>12-4</b>	

2021 GAME-BY-GAME REGULAR-SEASON STATISTICS (STEELERS)

DATE	OPPONENT	P/S	RECEIVING					RUSHING					W/L/T	SCORE
			NO.	YDS.	AVG.	LG	TD	NO.	YDS.	AVG.	LG	TD		
09/12	at Bills	S	4	52	13.0	24	0	0	0	0.0	0	0	W	23-16
09/19	Raiders	S	6	41	6.8	17	0	1	3	3.0	3t	1	L	17-26
09/26	Bengals	S	3	25	8.3	16	0	0	0	0.0	0	0	L	10-24
10/03	at Packers	S	2	11	5.5	9	0	0	0	0.0	0	0	L	17-27
10/10	Broncos	S	0	0	0.0	0	0	2	6	3.0	3	0	W	27-19
10/17	Seahawks												W	23-20+
10/31	at Browns												W	15-10
11/08	Bears												W	29-27
11/14	Lions												T	16-16
11/21	at Chargers												L	37-41
11/28	at Bengals												L	10-41
12/05	Ravens												W	20-19
12/09	at Vikings												L	28-36
12/19	Titans												W	19-13
12/26	at Chiefs												L	10-36
01/03	Browns												W	26-14
01/09	at Ravens												W	16-13+
<b>2021 TOTALS</b>		<b>5-5</b>	<b>15</b>	<b>129</b>	<b>8.6</b>	<b>24</b>	<b>0</b>	<b>3</b>	<b>9</b>	<b>3.0</b>	<b>3T</b>	<b>1</b>	<b>9-7-1</b>	

+ - Overtime



2022 GAME-BY-GAME REGULAR-SEASON STATISTICS (CHIEFS)

DATE	OPPONENT	P/S	RECEIVING					RUSHING					W/L	SCORE
			NO.	YDS.	AVG.	LG	TD	NO.	YDS.	AVG.	LG	TD		
09/11	at Cardinals	S	6	79	13.2	20	0	0	0	0.0	0	0	W	44-21
09/15	Chargers	S	3	10	3.3	4	0	0	0	0.0	0	0	W	27-24
09/25	at Colts	S	5	89	17.8	53	0	0	0	0.0	0	0	L	17-20
10/02	at Buccaneers	S	5	46	9.2	19	0	0	0	0.0	0	0	W	41-31
10/10	Raiders	S	3	33	11.0	13	0	0	0	0.0	0	0	W	30-29
10/16	Bills	S	5	113	22.6	42t	1	0	0	0.0	0	0	L	20-24
10/23	at 49ers	S	7	124	17.7	45t	1	0	0	0.0	0	0	W	44-23
11/06	Titans	S	10	88	8.8	17	0	0	0	0.0	0	0	W	20-17+
11/13	Jaguars	S	2	33	16.5	25	0	0	0	0.0	0	0	W	27-17
11/20	at Chargers						INACTIVE						W	30-27
11/27	Rams	P	3	38	12.7	15	0	0	0	0.0	0	0	W	26-10
12/04	at Bengals	S	3	35	11.7	18	0	0	0	0.0	0	0	L	24-27
12/11	at Broncos	S	9	74	8.2	20	1	0	0	0.0	0	0	W	34-28
12/18	at Texans	S	10	88	8.8	19	0	0	0	0.0	0	0	W	30-24+
12/24	Seahawks	P	3	27	9.0	13	0	0	0	0.0	0	0	W	24-10
01/01	Broncos	S	2	21	10.5	11	0	0	0	0.0	0	0	W	27-24
01/07	at Raiders	S	2	35	17.5	28	0	0	0	0.0	0	0	W	31-13
<b>2022 TOTALS</b>		<b>16-14</b>	<b>78</b>	<b>933</b>	<b>12.0</b>	<b>53</b>	<b>3</b>	<b>0</b>	<b>0</b>	<b>0.0</b>	<b>0</b>	<b>0</b>	<b>14-3</b>	

+ - Overtime

2023 GAME-BY-GAME REGULAR-SEASON STATISTICS (PATRIOTS)

DATE	OPPONENT	P/S	RECEIVING					RUSHING					W/L	SCORE
			NO.	YDS.	AVG.	LG	TD	NO.	YDS.	AVG.	LG	TD		
09/10	Eagles	S	4	33	8.3	15	0	0	0	0.0	0	0	L	20-25
09/17	Dolphins	P	5	28	5.6	12	0	0	0	0.0	0	0	L	17-24
09/24	at Jets	S	1	5	5.0	5	0	0	0	0.0	0	0	W	15-10
10/01	at Cowboys	P	1	14	14.0	14	0	0	0	0.0	0	0	L	3-38
10/08	Saints	S	3	6	2.0	3	0	0	0	0.0	0	0	L	0-34
10/15	at Raiders						INACTIVE						L	17-21
10/22	Bills						INACTIVE						W	29-25
10/29	at Dolphins	P	1	3	3.0	3t	1	0	0	0.0	0	0	L	17-31
11/05	Commanders	P	6	51	8.5	20	0	0	0	0.0	0	0	L	17-20
11/12	Colts	S	1	9	9.0	9	0	0	0	0.0	0	0	L	6-10
11/26	at Giants	S	2	10	5.0	5	0	0	0	0.0	0	0	L	7-10
12/03	Chargers	S	1	11	11.0	11	0	0	0	0.0	0	0	L	0-6
12/07	at Steelers	S	4	90	22.5	37	0	0	0	0.0	0	0	W	21-18
12/17	Chiefs						INACTIVE						L	17-27
12/24	at Broncos						INACTIVE						W	26-23
12/31	at Bills						DID NOT PLAY						L	21-27
01/07	Jets						DID NOT PLAY						L	3-17
<b>2023 TOTALS</b>		<b>11-7</b>	<b>29</b>	<b>260</b>	<b>9.0</b>	<b>37</b>	<b>1</b>	<b>0</b>	<b>0</b>	<b>0.0</b>	<b>0</b>	<b>0</b>	<b>4-13</b>	

2024 GAME-BY-GAME REGULAR-SEASON STATISTICS (CHIEFS)

DATE	OPPONENT	P/S	RECEIVING					RUSHING					W/L	SCORE
			NO.	YDS.	AVG.	LG	TD	NO.	YDS.	AVG.	LG	TD		
09/05	Ravens	S	0	0	0.0	0	0	0	0	0.0	0	0	W	27-20
09/15	Bengals	P	0	0	0.0	0	0	0	0	0.0	0	0	W	26-25
09/22	at Falcons	P	2	17	8.5	13t	1	0	0	0.0	0	0	W	22-17
09/29	at Chargers	P	0	0	0.0	0	0	0	0	0.0	0	0	W	17-10
10/07	Saints	S	7	130	18.6	50	0	0	0	0.0	0	0	W	26-13
10/20	at 49ers	S	0	0	0.0	0	0	0	0	0.0	0	0	W	28-18
10/27	at Raiders						INACTIVE						W	27-20
11/04	Buccaneers						INACTIVE						W	30-24+
11/10	Broncos						INACTIVE						W	16-14
11/17	at Bills	S	1	8	8.0	8	0	0	0	0.0	0	0	L	21-30
11/24	at Panthers	S	1	6	6.0	6	0	0	0	0.0	0	0	W	30-27
11/29	Raiders	P	1	10	10.0	10	0	0	0	0.0	0	0	W	19-17
<b>2024 TOTALS</b>		<b>9-5</b>	<b>12</b>	<b>171</b>	<b>14.3</b>	<b>50</b>	<b>1</b>	<b>0</b>	<b>0</b>	<b>0.0</b>	<b>0</b>	<b>0</b>	<b>11-1</b>	

+ - Overtime

2017 GAME-BY-GAME POSTSEASON STATISTICS (STEELERS)

DATE	OPPONENT	P/S	RECEIVING					RUSHING					W/L	SCORE
			NO.	YDS.	AVG.	LG	TD	NO.	YDS.	AVG.	LG	TD		
01/14	Jaguars	S	3	5	1.7	4t	1	0	0	0.0	0	0	L	42-45
<b>2017 TOTALS</b>		<b>1-1</b>	<b>3</b>	<b>5</b>	<b>1.7</b>	<b>4T</b>	<b>1</b>	<b>0</b>	<b>0</b>	<b>0.0</b>	<b>0</b>	<b>0</b>	<b>0-1</b>	

2020 GAME-BY-GAME POSTSEASON STATISTICS (STEELERS)

DATE	OPPONENT	P/S	RECEIVING					RUSHING					W/L	SCORE
			NO.	YDS.	AVG.	LG	TD	NO.	YDS.	AVG.	LG	TD		
01/10	Browns	S	13	157	12.1	33	1	0	0	0.0	0	0	L	37-48
<b>2020 TOTALS</b>		<b>1-1</b>	<b>13</b>	<b>157</b>	<b>12.1</b>	<b>33</b>	<b>1</b>	<b>0</b>	<b>0</b>	<b>0.0</b>	<b>0</b>	<b>0</b>	<b>0-1</b>	

2021 GAME-BY-GAME POSTSEASON STATISTICS (STEELERS)

DATE	OPPONENT	P/S	RECEIVING					RUSHING					W/L	SCORE
			NO.	YDS.	AVG.	LG	TD	NO.	YDS.	AVG.	LG	TD		
01/16	at Chiefs	S	5	26	5.2	7	0	0	0	0.0	0	0	L	21-42
<b>2021 TOTALS</b>		<b>1-1</b>	<b>5</b>	<b>26</b>	<b>5.2</b>	<b>7</b>	<b>0</b>	<b>0</b>	<b>0</b>	<b>0.0</b>	<b>0</b>	<b>0</b>	<b>0-1</b>	



2022 GAME-BY-GAME POSTSEASON STATISTICS (CHIEFS)

DATE	OPPONENT	P/S	RECEIVING					RUSHING					W/L	SCORE	
			NO.	YDS.	AVG.	LG	TD	NO.	YDS.	AVG.	LG	TD			
01/21	Jaguars	S	2	29	14.5	16	0	0	0	0.0	0	0	0	W	27-20
01/29	Bengals	P	1	7	7.0	7	0	0	0	0.0	0	0	0	W	23-20
02/12	at Eagles	S	7	53	7.6	14	0	0	0	0.0	0	0	0	W	38-35
<b>2022 TOTALS</b>		<b>3-2</b>	<b>10</b>	<b>89</b>	<b>8.9</b>	<b>16</b>	<b>0</b>	<b>0</b>	<b>0</b>	<b>0.0</b>	<b>0</b>	<b>0</b>	<b>0</b>	<b>3-0</b>	






# CARSON STEELE

FULLBACK #42

UCLA



ROOKIE

HEIGHT: 6'0"  
WEIGHT: 228 LBS  
DRAFTED: CFA-24  
BIRTHDAY: 10/1/02

- Steele enters his first season with the Chiefs in 2024.
- Originally entered the NFL as an undrafted free agent with the Kansas City Chiefs in 2024.

**Transactions:** Originally entered the NFL as an undrafted free agent with the Kansas City Chiefs in 2024.

## COLLEGE

Played in 12 games with nine starts during his sole season at UCLA ... Totaled 167 rushes for 847 yards and six touchdowns ... Averaged 5.1 yards per carry ... Added on 17 receptions for 163 yards and two touchdowns ... Played two seasons at Ball State (2021-22) ... Started all 12 games in 2022 ... Had nine 100+ yard games in 2022 and 12 during his time at Ball State ... Rushed for 14 touchdowns in 2022 ... His 1,556 rushing yards ranked ninth nationally and topped the MAC ... In 2021, played in all 13 games as a true freshman ... Totaled 891 rushing yards and six touchdowns ... Added 157 receiving yards on 12 catches and a touchdown reception ... One of just seven true freshman to eclipse 1,000 all-purpose yards ... One of four true freshman in the country to rush for a touchdown in six games during the 2021 season.

## PERSONAL

- Four-year letterwinner at Center Grove High School.
- Named Indiana's Mr. Football in 2020.
- Was an All-State selection.
- Rushed for 1,659 yards and 31 touchdowns his senior season.
- Helped Center Grove to an undefeated season and Class 6A State Championship his senior year.
- Broke 16 Center Grove single-season or career records.
- Earned All-Conference and Johnson County Player of the Year honors and was a team captain.

### REGULAR SEASON COMPARISON: RECEIVING - LOS ANGELES CHARGERS

DATE	OPP	W/L	GP/GS	REC	YDS.	AVG.	TD	LG	TGTS	YAC
9/29/24	KC @ LAC	W	5	1	0	0.0	0	0	3	3
<b>TOTALS</b>			<b>1/0</b>	<b>1</b>	<b>0</b>	<b>0.0</b>	<b>0</b>	<b>0</b>	<b>3</b>	<b>3</b>

## CARSON STEELE'S NFL REGULAR SEASON RUSHING/RECEIVING STATISTICS

DATE	TEAM	RUSHING						RECEIVING					
		GP	GS	NO.	YDS.	AVG.	LG	TD	NO.	YDS.	AVG.	LG	TD
2024	Chiefs	12	2	48	158	3.3	9	0	5	24	4.8	9	0
<b>NFL TOTALS</b>		<b>12</b>	<b>2</b>	<b>48</b>	<b>158</b>	<b>3.3</b>	<b>9</b>	<b>0</b>	<b>5</b>	<b>24</b>	<b>4.8</b>	<b>9</b>	<b>0</b>

## CARSON STEELE'S NFL REGULAR SEASON RETURN STATISTICS

DATE	TEAM	KICKOFF RETURNS					PUNT RETURNS					
		RET.	YDS.	AVG.	LG	TD	NO.	FC	YDS.	AVG.	LG	TD
2024	Chiefs	5	138	27.6	31	0	0	0	0	0.0	0	0
<b>NFL TOTALS</b>		<b>5</b>	<b>138</b>	<b>27.6</b>	<b>31</b>	<b>0</b>	<b>0</b>	<b>0</b>	<b>0</b>	<b>0.0</b>	<b>0</b>	<b>0</b>



SINGLE-GAME HIGHS: RUSHING/RECEIVING

**Rush Attempts** 17 at Atlanta, Sep 22, 2024  
 7 vs. Cincinnati, Sep 15, 2024  
 6 at San Francisco, Oct 20, 2024  
 5 vs. New Orleans, Oct 07, 2024  
 3 vs. Tampa Bay, Nov 04, 2024

**Rushing Yards** 72 at Atlanta, Sep 22, 2024  
 24 vs. Cincinnati, Sep 15, 2024  
 17 at San Francisco, Oct 20, 2024  
 12 vs. New Orleans, Oct 07, 2024  
 9 vs. Tampa Bay, Nov 04, 2024

**Rushing Average** 4.2 at Atlanta, Sep 22, 2024  
 3.4 vs. Cincinnati, Sep 15, 2024

**Longest Runs** 9 at Atlanta, Sep 22, 2024  
 9 at Atlanta, Sep 22, 2024  
 9 vs. Cincinnati, Sep 15, 2024  
 8 vs. New Orleans, Oct 07, 2024  
 ...1 more at 8.

**Receiving Yards** 8 at Las Vegas, Oct 27, 2024  
 5 at Buffalo, Nov 17, 2024  
 2 at Atlanta, Sep 22, 2024

**Longest Receptions** 9 at Carolina, Nov 24, 2024  
 8 at Las Vegas, Oct 27, 2024  
 5 at Buffalo, Nov 17, 2024  
 2 at Atlanta, Sep 22, 2024

**All-Purpose Yards** 74 at Atlanta, Sep 22, 2024  
 66 vs. New Orleans, Oct 07, 2024  
 48 at San Francisco, Oct 20, 2024  
 31 vs. Baltimore, Sep 05, 2024  
 28 vs. Denver, Nov 10, 2024

**Kickoff Returns** 2 vs. New Orleans, Oct 07, 2024  
 1 vs. Baltimore, Sep 05, 2024

**Kickoff Return Yards** 28 vs. Baltimore, Sep 05, 2024

**Longest Kickoff Return** 31 at San Francisco, Oct 20, 2024  
 29 vs. New Orleans, Oct 07, 2024  
 28 vs. Baltimore, Sep 05, 2024  
 25 vs. Denver, Nov 10, 2024  
 25 vs. New Orleans, Oct 07, 2024

**Scrimmage Yards** 74 at Atlanta, Sep 22, 2024  
 24 vs. Cincinnati, Sep 15, 2024  
 17 at San Francisco, Oct 20, 2024  
 14 at Las Vegas, Oct 27, 2024  
 12 vs. New Orleans, Oct 07, 2024

2024 GAME-BY-GAME REGULAR-SEASON STATISTICS (CHIEFS)

DATE	OPPONENT	P/S	RUSHING					RECEIVING					W/L	SCORE	
			NO.	YDS.	AVG.	LG	TD	NO.	YDS.	AVG.	LG	TD			
09/05	Ravens	P	2	3	1.5	5	0	0	0	0.0	0	0	0	W	27-20
09/15	Bengals	P	7	24	3.4	9	0	0	0	0.0	0	0	0	W	26-25
09/22	at Falcons	S	17	72	4.2	9	0	1	2	2.0	2	0	W	22-17	
09/29	at Chargers	S	2	6	3.0	3	0	1	0	0.0	0	0	W	17-10	
10/07	Saints	P	5	12	2.4	8	0	0	0	0.0	0	0	W	26-13	
10/20	at 49ers	P	6	17	2.8	7	0	0	0	0.0	0	0	W	28-18	
10/27	at Raiders	P	2	6	3.0	4	0	1	8	8.0	8	0	W	27-20	
11/04	Buccaneers	P	3	9	3.0	5	0	0	0	0.0	0	0	W	30-24+	
11/10	Broncos	P	2	3	1.5	6	0	0	0	0.0	0	0	W	16-14	
11/17	at Bills	P	1	2	2.0	2	0	1	5	5.0	5	0	L	21-30	
11/24	at Panthers	P	1	4	4.0	4	0	1	9	9.0	9	0	W	30-27	
11/29	Raiders	P	0	0	0.0	0	0	0	0	0.0	0	0	W	19-17	
<b>2024 TOTALS</b>		<b>12-2</b>	<b>48</b>	<b>158</b>	<b>3.3</b>	<b>9</b>	<b>0</b>	<b>5</b>	<b>24</b>	<b>4.8</b>	<b>9</b>	<b>0</b>	<b>11-1</b>		

+ - Overtime





# KINGSLEY SUAMATAIA

**TACKLE #76**  
**BYU**



**ROOKIE**

**HEIGHT:** 6'4"  
**WEIGHT:** 326 LBS  
**DRAFTED:** D2-24  
**BIRTHDAY:** 1/18/03

- 👁️ Suamataia enters his first season with the Chiefs in 2024.
- 👁️ Originally entered the NFL as a second-round pick (63rd overall) by the Kansas City Chiefs in the 2024 NFL Draft.

**Transactions:** Originally entered the NFL as a second-round pick (63rd overall) by the Kansas City Chiefs in the 2024 NFL Draft.

## COLLEGE

Played two seasons for BYU, starting in 11 games for the Cougars at left tackle ... Played in 12 games (two starts) in 2023 ... Was second-team All Big 12 in 2023 ... Missed the season finale due to injury ... Started 12 games for BYU in 2022 ... Played one season for Oregon (2021) and redshirted his freshman season after playing in two games.

## PERSONAL

- 👁️ Rated a five-star recruit in the 2021 class.
- 👁️ Consensus top-40 overall prospect by Rivals (no. 23), 247Sports (no. 36).
- 👁️ Helped Orem High School win four-consecutive state championships (2017-20).
- 👁️ Led Orem High School to a 16-0 state playoff record.

## KINGSLEY SUAMATAIA'S NFL REGULAR SEASON STATISTICS

DATE	TEAM	GP	GS
2024	Chiefs	11	2
<b>NFL TOTALS</b>		<b>11</b>	<b>2</b>

## 2024 GAME-BY-GAME REGULAR-SEASON STATISTICS (CHIEFS)

DATE	OPPONENT	P/S	W/L	SCORE
09/05	Ravens	S	W	27-20
09/15	Bengals	S	W	26-25
09/22	at Falcons	P	W	22-17
09/29	at Chargers	P	W	17-10
10/07	Saints	P	W	26-13
10/20	at 49ers	P	W	28-18
10/27	at Raiders	P	W	27-20
11/04	Buccaneers	P	W	30-24+
11/10	Broncos	P	W	16-14
11/17	at Bills		L	21-30
11/24	at Panthers	P	W	30-27
11/29	Raiders	P	W	19-17
<b>2024 TOTALS</b>		<b>11-2</b>	<b>11-1</b>	

+ - Overtime






# JAWAAN TAYLOR



**TACKLE #74**  
**FLORIDA**



**6TH** YEAR IN THE NFL

**2ND** YEAR WITH THE CHIEFS

**HEIGHT:** 6'5"  
**WEIGHT:** 330 LBS  
**DRAFTED:** FA-23  
**BIRTHDAY:** 11/25/97

- 👁️ Taylor enters his second season with the Chiefs in 2024.
- 👁️ Originally entered the NFL as a second-round pick (35th overall) by the Jacksonville Jaguars in the 2019 NFL Draft.

### Career Highlights:

- 👁️ Surpassed 3,000 consecutive snaps played in Week 15 of the 2021 season while playing Houston.
- 👁️ Part of an offensive line in 2020 that helped rookie RB James Robinson tally the most scrimmage yards (1,414) and the second-most rushing yards (1,070) by an undrafted rookie in NFL history.
- 👁️ In 2019, started in all 16 games, becoming the first Jaguars rookie on offense to start in all 16 games since OL Maurice Williams in 2001.
- 👁️ Part of an offensive line in 2019 that helped RB Leonard

Fournette gain 1,674 yards from scrimmage. Fournette became the only Jaguars player since 2011 to post at least 1,500 scrimmage yards in a single season.

### Postseason Career Highlights:

- 👁️ Did not allow a sack on QB Patrick Mahomes through the first two games of the 2023 Playoffs including the Wild Card Game against Miami and the Divisional Round Game in Buffalo en route to the team's Super Bowl LVIII victory over the 49ers.

### Transactions

Signed by Kansas City (3/16/23) ... Originally entered the NFL as a second-round pick (35th overall) by the Jacksonville Jaguars in the 2019 NFL Draft.

## COLLEGE

Did not miss a game in his three-year career for the Gators, playing in all 37 games with 35 starts (33 at right tackle, two at left tackle) ... Was part of a Gator offensive line in 2018 that allowed 18 sacks, the 20th-fewest in the NCAA and third-fewest in the SEC, garnering second-team All-SEC accolades from Athlon Sports ... Declared for the NFL Draft following his junior season.

## PERSONAL

- 👁️ Attended Cocoa (Fla.) High School.
- 👁️ Member of the 2015 Florida Class 4A first-team All-State.
- 👁️ As a senior, helped his team to a 10-3 record and reach the Class 4A State Semifinals.
- 👁️ Son of Robert and Wendy Taylor.
- 👁️ Learned to play the drums in church.
- 👁️ Avid fisherman and caught a 400 lb. goliath grouper while fishing in 2020.

## JAWAAN TAYLOR'S NFL REGULAR SEASON STATISTICS

DATE	TEAM	GP	GS
2019	Jaguars	16	16
2020	Jaguars	16	16
2021	Jaguars	17	17
2022	Jaguars	17	17
2023	Chiefs	17	17
2024	Chiefs	12	12
<b>NFL TOTALS</b>		<b>95</b>	<b>95</b>

## JAWAAN TAYLOR'S NFL POSTSEASON STATISTICS

DATE	TEAM	GP	GS
2022	Jaguars	2	2
2023	Chiefs	4	4
<b>NFL TOTALS</b>		<b>6</b>	<b>6</b>



2019 GAME-BY-GAME REGULAR-SEASON STATISTICS (JAGUARS)

DATE	OPPONENT	P/S	W/L	SCORE
09/08	Chiefs	S	L	26-40
09/15	at Texans	S	L	12-13
09/19	Titans	S	W	20-7
09/29	at Broncos	S	W	26-24
10/06	at Panthers	S	L	27-34
10/13	Saints	S	L	6-13
10/20	at Bengals	S	W	27-17
10/27	Jets	S	W	29-15
11/03	Texans	S	L	3-26
11/17	at Colts	S	L	13-33
11/24	at Titans	S	L	20-42
12/01	Buccaneers	S	L	11-28
12/08	Chargers	S	L	10-45
12/15	at Raiders	S	W	20-16
12/22	at Falcons	S	L	12-24
12/29	Colts	S	W	38-20
<b>2019 TOTALS</b>		<b>16-16</b>	<b>6-10</b>	

2020 GAME-BY-GAME REGULAR-SEASON STATISTICS (JAGUARS)

DATE	OPPONENT	P/S	W/L	SCORE
09/13	Colts	S	W	27-20
09/20	at Titans	S	L	30-33
09/24	Dolphins	S	L	13-31
10/04	at Bengals	S	L	25-33
10/11	at Texans	S	L	14-30
10/18	Lions	S	L	16-34
10/25	at Chargers	S	L	29-39
11/08	Texans	S	L	25-27
11/15	at Packers	S	L	20-24
11/22	Steelers	S	L	3-27
11/29	Browns	S	L	25-27
12/06	at Vikings	S	L	24-27+
12/13	Titans	S	L	10-31
12/20	at Ravens	S	L	14-40
12/27	Bears	S	L	17-41
01/03	at Colts	S	L	14-28
<b>2020 TOTALS</b>		<b>16-16</b>	<b>1-15</b>	

+ - Overtime

2021 GAME-BY-GAME REGULAR-SEASON STATISTICS (JAGUARS)

DATE	OPPONENT	P/S	W/L	SCORE
09/12	at Texans	S	L	21-37
09/19	Broncos	S	L	13-23
09/26	Cardinals	S	L	19-31
09/30	at Bengals	S	L	21-24
10/10	Titans	S	L	19-37
10/17	Dolphins	S	W	23-20
10/31	at Seahawks	S	L	7-31
11/07	Bills	S	W	9-6
11/14	at Colts	S	L	17-23
11/21	49ers	S	L	10-30
11/28	Falcons	S	L	14-21
12/05	at Rams	S	L	7-37
12/12	at Titans	S	L	0-20
12/19	Texans	S	L	16-30
12/26	at Jets	S	L	21-26
01/02	at Patriots	S	L	10-50
01/09	Colts	S	W	26-11
<b>2021 TOTALS</b>		<b>17-17</b>	<b>3-14</b>	





2022 GAME-BY-GAME REGULAR-SEASON STATISTICS (JAGUARS)

DATE	OPPONENT	P/S	W/L	SCORE
09/11	at Commanders	S	L	22-28
09/18	Colts	S	W	24-0
09/25	at Chargers	S	W	38-10
10/02	at Eagles	S	L	21-29
10/09	Texans	S	L	6-13
10/16	at Colts	S	L	27-34
10/23	Giants	S	L	17-23
10/30	Broncos	S	L	17-21
11/06	Raiders	S	W	27-20
11/13	at Chiefs	S	L	17-27
11/27	Ravens	S	W	28-27
12/04	at Lions	S	L	14-40
12/11	at Titans	S	W	36-22
12/18	Cowboys	S	W	40-34+
12/22	at Jets	S	W	19-3
01/01	at Texans	S	W	31-3
01/07	Titans	S	W	20-16
<b>2022 TOTALS</b>		<b>17-17</b>	<b>9-8</b>	

+ - Overtime

2023 GAME-BY-GAME REGULAR-SEASON STATISTICS (CHIEFS)

DATE	OPPONENT	P/S	W/L	SCORE
09/07	Lions	S	L	20-21
09/17	at Jaguars	S	W	17-9
09/24	Bears	S	W	41-10
10/01	at Jets	S	W	23-20
10/08	at Vikings	S	W	27-20
10/12	Broncos	S	W	19-8
10/22	Chargers	S	W	31-17
10/29	at Broncos	S	L	9-24
11/05	Dolphins	S	W	21-14
11/20	Eagles	S	L	17-21
11/26	at Raiders	S	W	31-17
12/03	at Packers	S	L	19-27
12/10	Bills	S	L	17-20
12/17	at Patriots	S	W	27-17
12/25	Raiders	S	L	14-20
12/31	Bengals	S	W	25-17
01/07	at Chargers	S	W	13-12
<b>2023 TOTALS</b>		<b>17-17</b>	<b>11-6</b>	

2024 GAME-BY-GAME REGULAR-SEASON STATISTICS (CHIEFS)

DATE	OPPONENT	P/S	W/L	SCORE
09/05	Ravens	S	W	27-20
09/15	Bengals	S	W	26-25
09/22	at Falcons	S	W	22-17
09/29	at Chargers	S	W	17-10
10/07	Saints	S	W	26-13
10/20	at 49ers	S	W	28-18
10/27	at Raiders	S	W	27-20
11/04	Buccaneers	S	W	30-24+
11/10	Broncos	S	W	16-14
11/17	at Bills	S	L	21-30
11/24	at Panthers	S	W	30-27
11/29	Raiders	S	W	19-17
<b>2024 TOTALS</b>		<b>12-12</b>	<b>11-1</b>	

+ - Overtime

2022 GAME-BY-GAME POSTSEASON STATISTICS (JAGUARS)

DATE	OPPONENT	P/S	W/L	SCORE
01/14	Chargers	S	W	31-30
01/21	at Chiefs	S	L	20-27
<b>2022 TOTALS</b>		<b>2-2</b>	<b>1-1</b>	

2023 GAME-BY-GAME POSTSEASON STATISTICS (CHIEFS)


DATE	OPPONENT	P/S	W/L	SCORE
01/13	Dolphins	S	W	26-7
01/21	at Bills	S	W	27-24
01/28	at Ravens	S	W	17-10
02/11	49ers	S	W	25-22+
<b>2023 TOTALS</b>		<b>4-4</b>	<b>4-0</b>	

+ - Overtime





# KEITH TAYLOR



**CORNERBACK #39**  
**WASHINGTON**

**3RD** YEAR IN THE NFL

**2ND** YEAR WITH THE CHIEFS

**HEIGHT:** 6'3"  
**WEIGHT:** 195 LBS  
**DRAFTED:** FA-23  
**BIRTHDAY:** 5/3/99

- 👁️ Taylor enters his second season with the Chiefs in 2024.
- 👁️ Originally entered the NFL as a fifth-round pick (166th overall) by the Carolina Panthers in the 2021 NFL Draft.

Signed to Kansas City's active roster (10/22/24) ... Signed to Kansas City's practice squad (8/28/24) ... Signed to Kansas City's practice squad (8/31/23) ... Cut by Carolina (8/29/23) ... Originally entered the NFL as a fifth-round pick (166th overall) by the Carolina Panthers in the 2021 NFL Draft.

### Transactions:

### COLLEGE

Played four seasons at Washington from 2017-20 ... Recorded 91 total tackles in his career at Washington, 3.5 for a loss ... Had 10 passes defended ... Started all 17 games in his last two seasons combined ... A junior in 2019, posted career-highs in total tackles (59), tackles for loss (2.0) and pass breakups (five).

### PERSONAL

- 👁️ Attended Servite High School in Long Beach, Calif.
- 👁️ Attended the 2021 Senior Bowl in Alabama.

### KEITH TAYLOR'S NFL REGULAR SEASON DEFENSIVE STATISTICS

DATE	TEAM	GP	GS	TACKLES						INTERCEPTIONS					O. FUMB				ST			MISC				
				TK	S	A	TFL	YDS	SK	YDS	QBH	NO	YDS	LG	TD	PD	FF	FR	TD	YDS	TK	S	A	FF	FR	S
2021	Panthers	17	3	37	30	7	1	5	0.0	0.0	0	0	0	0	3	1	0	0	0	1	1	0	0	0	0	0
2022	Panthers	17	2	28	23	5	0	0	0.0	0.0	0	0	0	0	3	0	0	0	0	1	1	0	0	2	0	0
2023	Chiefs	0	0	0	0	0	0	0	0.0	0.0	0	0	0	0	0	0	0	0	0	0	0	0	0	0	0	0
2024	Chiefs	6	0	0	0	0	0	0	0.0	0.0	0	0	0	0	0	0	0	0	0	1	0	1	0	0	0	0
<b>NFL TOTALS</b>		<b>40</b>	<b>5</b>	<b>65</b>	<b>53</b>	<b>12</b>	<b>1</b>	<b>5</b>	<b>0.0</b>	<b>0.0</b>	<b>0</b>	<b>0</b>	<b>0</b>	<b>0</b>	<b>6</b>	<b>1</b>	<b>0</b>	<b>0</b>	<b>0</b>	<b>3</b>	<b>2</b>	<b>1</b>	<b>0</b>	<b>2</b>	<b>0</b>	<b>0</b>

### KEITH TAYLOR'S NFL POSTSEASON DEFENSIVE STATISTICS

DATE	TEAM	GP	GS	TACKLES						INTERCEPTIONS					O. FUMB				ST			MISC				
				TK	S	A	TFL	YDS	SK	YDS	QBH	NO	YDS	LG	TD	PD	FF	FR	TD	YDS	TK	S	A	FF	FR	S
2023	Chiefs	0	0	0	0	0	0	0	0.0	0.0	0	0	0	0	0	0	0	0	0	0	0	0	0	0	0	0
<b>NFL TOTALS</b>		<b>0</b>	<b>0</b>	<b>0</b>	<b>0</b>	<b>0</b>	<b>0</b>	<b>0</b>	<b>0.0</b>	<b>0.0</b>	<b>0</b>	<b>0</b>	<b>0</b>	<b>0</b>	<b>0</b>	<b>0</b>	<b>0</b>	<b>0</b>	<b>0</b>	<b>0</b>	<b>0</b>	<b>0</b>	<b>0</b>	<b>0</b>	<b>0</b>	<b>0</b>

### SINGLE-GAME HIGHS: DEFENSIVE

- Total Tackles**
  - 10 vs. Minnesota, Oct 17, 2021
  - 8 vs. Pittsburgh, Dec 18, 2022
  - 6 at L.A. Rams, Oct 16, 2022
  - 6 at New Orleans, Jan 02, 2022
  - 4 at Cincinnati, Nov 06, 2022
  - ...2 more at 4.
- Solo Tackles**
  - 10 vs. Minnesota, Oct 17, 2021
  - 6 vs. Pittsburgh, Dec 18, 2022
  - 5 at L.A. Rams, Oct 16, 2022
  - 5 at New Orleans, Jan 02, 2022
  - 4 at Cincinnati, Nov 06, 2022
- Passes Defensed**
  - 3 vs. Minnesota, Oct 17, 2021
  - 2 at Atlanta, Oct 30, 2022
  - 1 at Cincinnati, Nov 06, 2022
- Forced Fumbles**
  - 1 vs. Minnesota, Oct 17, 2021
- Tackles For Loss**
  - 1 vs. Philadelphia, Oct 10, 2021
- Special Teams Tackles**
  - 1 vs. New Orleans, Sep 19, 2021



**2021 GAME-BY-GAME REGULAR-SEASON STATISTICS (PANTHERS)**

DATE	OPPONENT	P/S	TACKLES							INTERCEPTIONS					O. FUMB				ST				MISC		W/L	SCORE				
			TK	S	A	SK	YDS	TFL	YDS	QBH	NO	YDS	LG	TD	PD	FF	FR	TD	YDS	TK	S	A	FF	FR			S	A		
09/12	Jets	P	0	0	0	0.0	0.0	0	0	0	0	0	0	0	0	0	0	0	0	0	0	0	0	0	0	0	W	19-14		
09/19	Saints	P	0	0	0	0.0	0.0	0	0	0	0	0	0	0	0	0	0	0	1	1	0	0	0	0	0	0	W	26-7		
09/23	at Texans	P	0	0	0	0.0	0.0	0	0	0	0	0	0	0	0	0	0	0	0	0	0	0	0	0	0	0	W	24-9		
10/03	at Cowboys	P	0	0	0	0.0	0.0	0	0	0	0	0	0	0	0	0	0	0	0	0	0	0	0	0	0	0	L	28-36		
10/10	Eagles	P	4	3	1	0.0	0.0	1	5	0	0	0	0	0	0	0	0	0	0	0	0	0	0	0	0	0	L	18-21		
10/17	Vikings	P	10	10	0	0.0	0.0	0	0	0	0	0	0	0	3	1	0	0	0	0	0	0	0	0	0	0	L	28-34+		
10/24	at Giants	P	3	2	1	0.0	0.0	0	0	0	0	0	0	0	0	0	0	0	0	0	0	0	0	0	0	0	L	3-25		
10/31	at Falcons	S	2	2	0	0.0	0.0	0	0	0	0	0	0	0	0	0	0	0	0	0	0	0	0	0	0	0	W	19-13		
11/07	Patriots	S	2	1	1	0.0	0.0	0	0	0	0	0	0	0	0	0	0	0	0	0	0	0	0	0	0	0	L	6-24		
11/14	at Cardinals	P	2	2	0	0.0	0.0	0	0	0	0	0	0	0	0	0	0	0	0	0	0	0	0	0	0	0	W	34-10		
11/21	Football Team	P	0	0	0	0.0	0.0	0	0	0	0	0	0	0	0	0	0	0	0	0	0	0	0	0	0	0	L	21-27		
11/28	at Dolphins	P	0	0	0	0.0	0.0	0	0	0	0	0	0	0	0	0	0	0	0	0	0	0	0	0	0	0	L	10-33		
12/12	Falcons	P	1	0	1	0.0	0.0	0	0	0	0	0	0	0	0	0	0	0	0	0	0	0	0	0	0	0	L	21-29		
12/19	at Bills	P	0	0	0	0.0	0.0	0	0	0	0	0	0	0	0	0	0	0	0	0	0	0	0	0	0	0	L	14-31		
12/26	Buccaneers	P	3	3	0	0.0	0.0	0	0	0	0	0	0	0	0	0	0	0	0	0	0	0	0	0	0	0	L	6-32		
01/02	at Saints	S	6	5	1	0.0	0.0	0	0	0	0	0	0	0	0	0	0	0	0	0	0	0	0	0	0	0	L	10-18		
01/09	at Buccaneers	P	4	2	2	0.0	0.0	0	0	0	0	0	0	0	0	0	0	0	0	0	0	0	0	0	0	0	L	17-41		
<b>2021 TOTALS</b>			<b>17-3</b>	<b>37</b>	<b>30</b>	<b>7</b>	<b>0.0</b>	<b>0.0</b>	<b>1</b>	<b>5</b>	<b>0</b>	<b>0</b>	<b>0</b>	<b>0</b>	<b>0</b>	<b>3</b>	<b>1</b>	<b>0</b>	<b>0</b>	<b>0</b>	<b>1</b>	<b>1</b>	<b>0</b>	<b>0</b>	<b>0</b>	<b>0</b>	<b>0</b>	<b>0</b>	<b>0</b>	<b>5-12</b>

+ - Overtime

**2022 GAME-BY-GAME REGULAR-SEASON STATISTICS (PANTHERS)**

DATE	OPPONENT	P/S	TACKLES							INTERCEPTIONS					O. FUMB				ST				MISC		W/L/T	SCORE			
			TK	S	A	SK	YDS	TFL	YDS	QBH	NO	YDS	LG	TD	PD	FF	FR	TD	YDS	TK	S	A	FF	FR			S	A	
09/11	Browns	P	0	0	0	0.0	0.0	0	0	0	0	0	0	0	0	0	0	0	0	0	0	0	0	0	0	0	L	24-26	
09/18	at Giants	P	0	0	0	0.0	0.0	0	0	0	0	0	0	0	0	0	0	0	0	0	0	0	0	0	0	0	L	16-19	
09/25	Saints	P	1	1	0	0.0	0.0	0	0	0	0	0	0	0	0	0	0	0	0	0	0	0	0	0	0	0	W	22-14	
10/02	Cardinals	P	0	0	0	0.0	0.0	0	0	0	0	0	0	0	0	0	0	0	0	0	0	1	0	0	0	L	16-26		
10/09	49ers	P	0	0	0	0.0	0.0	0	0	0	0	0	0	0	0	0	0	0	0	0	0	0	0	0	0	0	L	15-37	
10/16	at Rams	P	6	5	1	0.0	0.0	0	0	0	0	0	0	0	0	0	0	0	0	0	0	0	0	0	0	0	L	10-24	
10/23	Buccaneers	P	2	2	0	0.0	0.0	0	0	0	0	0	0	0	0	0	0	0	0	0	0	0	0	0	0	0	W	21-3	
10/30	at Falcons	P	1	1	0	0.0	0.0	0	0	0	0	0	0	2	0	0	0	0	0	0	0	0	0	0	0	0	L	34-37+	
11/06	at Bengals	S	4	4	0	0.0	0.0	0	0	0	0	0	0	1	0	0	0	0	0	0	0	0	0	0	0	0	L	21-42	
11/10	Falcons	P	0	0	0	0.0	0.0	0	0	0	0	0	0	0	0	0	0	0	1	1	0	0	0	0	0	0	W	25-15	
11/20	at Ravens	P	1	1	0	0.0	0.0	0	0	0	0	0	0	0	0	0	0	0	0	0	0	0	0	0	0	0	L	3-13	
11/27	Broncos	P	1	1	0	0.0	0.0	0	0	0	0	0	0	0	0	0	0	0	0	0	0	0	0	0	0	0	W	23-10	
12/11	at Seahawks	P	0	0	0	0.0	0.0	0	0	0	0	0	0	0	0	0	0	0	0	0	0	1	0	0	0	0	W	30-24	
12/18	Steelers	P	8	6	2	0.0	0.0	0	0	0	0	0	0	0	0	0	0	0	0	0	0	0	0	0	0	0	L	16-24	
12/24	Lions	P	1	1	0	0.0	0.0	0	0	0	0	0	0	0	0	0	0	0	0	0	0	0	0	0	0	0	W	37-23	
01/01	at Buccaneers	S	3	1	2	0.0	0.0	0	0	0	0	0	0	0	0	0	0	0	0	0	0	0	0	0	0	0	L	24-30	
01/08	at Saints	P	0	0	0	0.0	0.0	0	0	0	0	0	0	0	0	0	0	0	0	0	0	0	0	0	0	0	W	10-7	
<b>2022 TOTALS</b>			<b>17-2</b>	<b>28</b>	<b>23</b>	<b>5</b>	<b>0.0</b>	<b>0.0</b>	<b>0</b>	<b>0</b>	<b>0</b>	<b>0</b>	<b>0</b>	<b>0</b>	<b>3</b>	<b>0</b>	<b>0</b>	<b>0</b>	<b>0</b>	<b>1</b>	<b>1</b>	<b>0</b>	<b>0</b>	<b>2</b>	<b>0</b>	<b>0</b>	<b>0</b>	<b>0</b>	<b>7-10</b>

+ - Overtime

**2023 GAME-BY-GAME REGULAR-SEASON STATISTICS (CHIEFS)**

DATE	OPPONENT	P/S	TACKLES							INTERCEPTIONS					O. FUMB				ST				MISC		W/L	SCORE				
			TK	S	A	SK	YDS	TFL	YDS	QBH	NO	YDS	LG	TD	PD	FF	FR	TD	YDS	TK	S	A	FF	FR			S	A		
09/07	Lions																									L	20-21			
09/17	at Jaguars																									W	17-9			
09/24	Bears																									W	41-10			
10/01	at Jets																									W	23-20			
10/08	at Vikings																									W	27-20			
10/12	Broncos																									W	19-8			
10/22	Chargers																									W	31-17			
10/29	at Broncos																									L	9-24			
11/05	Dolphins																									W	21-14			
11/20	Eagles																									L	17-21			
11/26	at Raiders																									W	31-17			
12/03	at Packers																									L	19-27			
12/10	Bills																									L	17-20			
12/17	at Patriots																									W	27-17			
12/25	Raiders																									L	14-20			
12/31	Bengals																									W	25-17			
01/07	at Chargers																									W	13-12			
<b>2023 TOTALS</b>				<b>0</b>	<b>0</b>	<b>0</b>	<b>0.0</b>	<b>0.0</b>	<b>0</b>	<b>0</b>	<b>0</b>	<b>0</b>	<b>0</b>	<b>0</b>	<b>0</b>	<b>0</b>	<b>0</b>	<b>0</b>	<b>0</b>	<b>0</b>	<b>0</b>	<b>0</b>	<b>0</b>	<b>0</b>	<b>0</b>	<b>0</b>	<b>0</b>	<b>0</b>	<b>0</b>	<b>11-6</b>



2024 GAME-BY-GAME REGULAR-SEASON STATISTICS (CHIEFS)

DATE	OPPONENT	P/S	TACKLES							INTERCEPTIONS					O. FUMB				ST				MISC		W/L	SCORE									
			TK	S	A	SK	YDS	TFL	YDS	QBH	NO	YDS	LG	TD	PD	FF	FR	TD	YDS	TK	S	A	FF	FR			S	A							
09/05	Ravens																										W	27-20							
09/15	Bengals																										W	26-25							
09/22	at Falcons																										W	22-17							
09/29	at Chargers																										W	17-10							
10/07	Saints																										W	26-13							
10/20	at 49ers																										W	28-18							
10/27	at Raiders	P	0	0	0	0.0	0.0	0	0	0	0	0	0	0	0	0	0	0	0	0	0	0	0	0	0	0	0	W	27-20						
11/04	Buccaneers	P	0	0	0	0.0	0.0	0	0	0	0	0	0	0	0	0	0	0	0	0	0	0	0	0	0	0	0	W	30-24+						
11/10	Broncos	P	0	0	0	0.0	0.0	0	0	0	0	0	0	0	0	0	0	0	0	0	0	0	0	0	0	0	0	W	16-14						
11/17	at Bills	P	0	0	0	0.0	0.0	0	0	0	0	0	0	0	0	0	0	0	0	0	0	0	1	0	1	0	0	L	21-30						
11/24	at Panthers	P	0	0	0	0.0	0.0	0	0	0	0	0	0	0	0	0	0	0	0	0	0	0	0	0	0	0	0	W	30-27						
11/29	Raiders	P	0	0	0	0.0	0.0	0	0	0	0	0	0	0	0	0	0	0	0	0	0	0	0	0	0	0	0	W	19-17						
<b>2024 TOTALS</b>		<b>6-0</b>	<b>0</b>	<b>0</b>	<b>0</b>	<b>0.0</b>	<b>0.0</b>	<b>0</b>	<b>0</b>	<b>0</b>	<b>0</b>	<b>0</b>	<b>0</b>	<b>0</b>	<b>0</b>	<b>0</b>	<b>0</b>	<b>0</b>	<b>0</b>	<b>0</b>	<b>0</b>	<b>1</b>	<b>0</b>	<b>1</b>	<b>0</b>	<b>0</b>	<b>0</b>	<b>0</b>	<b>0</b>	<b>0</b>	<b>0</b>	<b>0</b>	<b>0</b>	<b>0</b>	<b>11-1</b>

+ - Overtime

2023 GAME-BY-GAME POSTSEASON STATISTICS (CHIEFS)

DATE	OPPONENT	P/S	TACKLES							INTERCEPTIONS					O. FUMB				ST				MISC		W/L	SCORE									
			TK	S	A	SK	YDS	TFL	YDS	QBH	NO	YDS	LG	TD	PD	FF	FR	TD	YDS	TK	S	A	FF	FR			S	A							
01/13	Dolphins																											W	26-7						
01/21	at Bills																											W	27-24						
01/28	at Ravens																											W	17-10						
02/11	49ers																											W	25-22+						
<b>2023 TOTALS</b>			<b>0</b>	<b>0</b>	<b>0</b>	<b>0.0</b>	<b>0.0</b>	<b>0</b>	<b>0</b>	<b>0</b>	<b>0</b>	<b>0</b>	<b>0</b>	<b>0</b>	<b>0</b>	<b>0</b>	<b>0</b>	<b>0</b>	<b>0</b>	<b>0</b>	<b>0</b>	<b>0</b>	<b>0</b>	<b>0</b>	<b>0</b>	<b>0</b>	<b>0</b>	<b>0</b>	<b>0</b>	<b>0</b>	<b>0</b>	<b>0</b>	<b>0</b>	<b>0</b>	<b>4-0</b>

+ - Overtime





# JOE THUNEY

**GUARD #62**  
**NORTH CAROLINA STATE**



**9TH** YEAR IN THE NFL

**4TH** YEAR WITH THE CHIEFS

**HEIGHT:** 6'5"  
**WEIGHT:** 304 LBS  
**DRAFTED:** FA-21  
**BIRTHDAY:** 11/18/92

- Thuney enters his fourth season with the Chiefs in 2024.
- Originally entered the NFL as a third-round pick (78th overall) by the New England Patriots in the 2016 NFL Draft.

### Career Highlights:

- Became the first player in NFL history to start in the Super Bowl in each of his first three seasons in the NFL, starting at left guard in Super Bowls LI, LII and LIII for the New England Patriots.

### Postseason Career Highlights:

- Allowed no sacks on QB Patrick Mahomes in the first two games of the 2023 playoffs, the Wild Card Game against Miami and the Divisional Round Game in Buffalo.
- Did not allow a sack on QB Patrick Mahomes in Super Bowl LVII against the Philadelphia Eagles who recorded the most sacks in the regular season (70.0).

### Honors:

- Selected to the Pro Bowl following the 2022 and 2023 seasons.
- Named to the 2023 PWA/PFWA All-NFL Team.
- Named an AP All-Pro following the 2023 (first-team), 2022 (second-team) and 2019 (second-team) seasons.
- 2021 Ed Block Courage Award.
- 2019 AP All-Pro (second-team).
- 2016 PFWA All-Rookie Team.
- 2010s New England Patriots All-Decade Team.

### Transactions:

Signed by Kansas City (3/17/21) ... Re-signed with New England (3/19/20) ... Originally entered the NFL as a third-round pick (78th overall) by the New England Patriots in the 2016 NFL Draft.

## COLLEGE

Played in 41 career games along the offensive line at North Carolina State ... Named a first-team All-American by USA Today, the first Wolfpack offensive lineman to earn All-America honors since Outland Trophy winner Jim Ritcher in 1979 ... Also a first-team All-ACC performer on the media team, he was the first Wolfpack offensive lineman to earn that honor since 2003 ... Started games at four of the five positions on the offensive line: left tackle, left guard, right guard and right tackle ... Earned Academic All-ACC honors and named to the 2014-15 Academic Honor Roll ... Did not allow a sack in 589 snaps during 2015 ACC play from his left tackle spot.

## PERSONAL

- Was a member of two D4 state championship teams at Archbishop Alter High School.
- Voted Greater Catholic League Lineman of the Year as a senior in 2010.
- Also played basketball, where he started for two years and led his conference in rebounding as a junior.
- Last named pronounced: TOO-nee.
- Hometown: Centerville, Ohio.

## JOE THUNEY'S NFL REGULAR SEASON STATISTICS

DATE	TEAM	GP	GS
2016	Patriots	16	16
2017	Patriots	16	16
2018	Patriots	16	16
2019	Patriots	16	16
2020	Patriots	16	16
2021	Chiefs	17	17
2022	Chiefs	15	15
2023	Chiefs	17	17
2024	Chiefs	12	12
<b>NFL TOTALS</b>		<b>141</b>	<b>141</b>



JOE THUNEY'S NFL POSTSEASON STATISTICS

DATE	TEAM	GP	GS
2016	Patriots	3	3
2017	Patriots	3	3
2018	Patriots	3	3
2019	Patriots	1	1
2021	Chiefs	3	3
2022	Chiefs	3	3
2023	Chiefs	2	2
<b>NFL TOTALS</b>		<b>18</b>	<b>18</b>

2016 GAME-BY-GAME REGULAR-SEASON STATISTICS (PATRIOTS)

DATE	OPPONENT	P/S	W/L	SCORE
09/11	at Cardinals	S	W	23-21
09/18	Dolphins	S	W	31-24
09/22	Texans	S	W	27-0
10/02	Bills	S	L	0-16
10/09	at Browns	S	W	33-13
10/16	Bengals	S	W	35-17
10/23	at Steelers	S	W	27-16
10/30	at Bills	S	W	41-25
11/13	Seahawks	S	L	24-31
11/20	at 49ers	S	W	30-17
11/27	at Jets	S	W	22-17
12/04	Rams	S	W	26-10
12/12	Ravens	S	W	30-23
12/18	at Broncos	S	W	16-3
12/24	Jets	S	W	41-3
01/01	at Dolphins	S	W	35-14
<b>2016 TOTALS</b>		<b>16-16</b>	<b>14-2</b>	

2017 GAME-BY-GAME REGULAR-SEASON STATISTICS (PATRIOTS)

DATE	OPPONENT	P/S	W/L	SCORE
09/07	Chiefs	S	L	27-42
09/17	at Saints	S	W	36-20
09/24	Texans	S	W	36-33
10/01	Panthers	S	L	30-33
10/05	at Buccaneers	S	W	19-14
10/15	at Jets	S	W	24-17
10/22	Falcons	S	W	23-7
10/29	Chargers	S	W	21-13
11/12	at Broncos	S	W	41-16
11/19	at Raiders	S	W	33-8
11/26	Dolphins	S	W	35-17
12/03	at Bills	S	W	23-3
12/11	at Dolphins	S	L	20-27
12/17	at Steelers	S	W	27-24
12/24	Bills	S	W	37-16
12/31	Jets	S	W	26-6
<b>2017 TOTALS</b>		<b>16-16</b>	<b>13-3</b>	

2018 GAME-BY-GAME REGULAR-SEASON STATISTICS (PATRIOTS)

DATE	OPPONENT	P/S	W/L	SCORE
09/09	Texans	S	W	27-20
09/16	at Jaguars	S	L	20-31
09/23	at Lions	S	L	10-26
09/30	Dolphins	S	W	38-7
10/04	Colts	S	W	38-24
10/14	Chiefs	S	W	43-40
10/21	at Bears	S	W	38-31
10/29	at Bills	S	W	25-6
11/04	Packers	S	W	31-17
11/11	at Titans	S	L	10-34
11/25	at Jets	S	W	27-13
12/02	Vikings	S	W	24-10
12/09	at Dolphins	S	L	33-34
12/16	at Steelers	S	L	10-17
12/23	Bills	S	W	24-12
12/30	Jets	S	W	38-3
<b>2018 TOTALS</b>		<b>16-16</b>	<b>11-5</b>	



2019 GAME-BY-GAME REGULAR-SEASON STATISTICS (PATRIOTS)

DATE	OPPONENT	P/S	W/L	SCORE
09/08	Steelers	S	W	33-3
09/15	at Dolphins	S	W	43-0
09/22	Jets	S	W	30-14
09/29	at Bills	S	W	16-10
10/06	at Redskins	S	W	33-7
10/10	Giants	S	W	35-14
10/21	at Jets	S	W	33-0
10/27	Browns	S	W	27-13
11/03	at Ravens	S	L	20-37
11/17	at Eagles	S	W	17-10
11/24	Cowboys	S	W	13-9
12/01	at Texans	S	L	22-28
12/08	Chiefs	S	L	16-23
12/15	at Bengals	S	W	34-13
12/21	Bills	S	W	24-17
12/29	Dolphins	S	L	24-27
<b>2019 TOTALS</b>		<b>16-16</b>	<b>12-4</b>	

2020 GAME-BY-GAME REGULAR-SEASON STATISTICS (PATRIOTS)

DATE	OPPONENT	P/S	W/L	SCORE
09/13	Dolphins	S	W	21-11
09/20	at Seahawks	S	L	30-35
09/27	Raiders	S	W	36-20
10/05	at Chiefs	S	L	10-26
10/18	Broncos	S	L	12-18
10/25	49ers	S	L	6-33
11/01	at Bills	S	L	21-24
11/09	at Jets	S	W	30-27
11/15	Ravens	S	W	23-17
11/22	at Texans	S	L	20-27
11/29	Cardinals	S	W	20-17
12/06	at Chargers	S	W	45-0
12/10	at Rams	S	L	3-24
12/20	at Dolphins	S	L	12-22
12/28	Bills	S	L	9-38
01/03	Jets	S	W	28-14
<b>2020 TOTALS</b>		<b>16-16</b>	<b>7-9</b>	

2021 GAME-BY-GAME REGULAR-SEASON STATISTICS (CHIEFS)

DATE	OPPONENT	P/S	W/L	SCORE
09/12	Browns	S	W	33-29
09/19	at Ravens	S	L	35-36
09/26	Chargers	S	L	24-30
10/03	at Eagles	S	W	42-30
10/10	Bills	S	L	20-38
10/17	at Football Team	S	W	31-13
10/24	at Titans	S	L	3-27
11/01	Giants	S	W	20-17
11/07	Packers	S	W	13-7
11/14	at Raiders	S	W	41-14
11/21	Cowboys	S	W	19-9
12/05	Broncos	S	W	22-9
12/12	Raiders	S	W	48-9
12/16	at Chargers	S	W	34-28+
12/26	Steelers	S	W	36-10
01/02	at Bengals	S	L	31-34
01/08	at Broncos	S	W	28-24
<b>2021 TOTALS</b>		<b>17-17</b>	<b>12-5</b>	

+ - Overtime



2022 GAME-BY-GAME REGULAR-SEASON STATISTICS (CHIEFS)

DATE	OPPONENT	P/S		W/L	SCORE
09/11	at Cardinals	S		W	44-21
09/15	Chargers	S		W	27-24
09/25	at Colts	S		L	17-20
10/02	at Buccaneers	S		W	41-31
10/10	Raiders	S		W	30-29
10/16	Bills	S		L	20-24
10/23	at 49ers	S		W	44-23
11/06	Titans	S		W	20-17+
11/13	Jaguars	S		W	27-17
11/20	at Chargers	S		W	30-27
11/27	Rams		INACTIVE	W	26-10
12/04	at Bengals		INACTIVE	L	24-27
12/11	at Broncos	S		W	34-28
12/18	at Texans	S		W	30-24+
12/24	Seahawks	S		W	24-10
01/01	Broncos	S		W	27-24
01/07	at Raiders	S		W	31-13
<b>2022 TOTALS</b>		<b>15-15</b>		<b>14-3</b>	

+ - Overtime

2023 GAME-BY-GAME REGULAR-SEASON STATISTICS (CHIEFS)

DATE	OPPONENT	P/S		W/L	SCORE
09/07	Lions	S		L	20-21
09/17	at Jaguars	S		W	17-9
09/24	Bears	S		W	41-10
10/01	at Jets	S		W	23-20
10/08	at Vikings	S		W	27-20
10/12	Broncos	S		W	19-8
10/22	Chargers	S		W	31-17
10/29	at Broncos	S		L	9-24
11/05	Dolphins	S		W	21-14
11/20	Eagles	S		L	17-21
11/26	at Raiders	S		W	31-17
12/03	at Packers	S		L	19-27
12/10	Bills	S		L	17-20
12/17	at Patriots	S		W	27-17
12/25	Raiders	S		L	14-20
12/31	Bengals	S		W	25-17
01/07	at Chargers	S		W	13-12
<b>2023 TOTALS</b>		<b>17-17</b>		<b>11-6</b>	

2024 GAME-BY-GAME REGULAR-SEASON STATISTICS (CHIEFS)

DATE	OPPONENT	P/S		W/L	SCORE
09/05	Ravens	S		W	27-20
09/15	Bengals	S		W	26-25
09/22	at Falcons	S		W	22-17
09/29	at Chargers	S		W	17-10
10/07	Saints	S		W	26-13
10/20	at 49ers	S		W	28-18
10/27	at Raiders	S		W	27-20
11/04	Buccaneers	S		W	30-24+
11/10	Broncos	S		W	16-14
11/17	at Bills	S		L	21-30
11/24	at Panthers	S		W	30-27
11/29	Raiders	S		W	19-17
<b>2024 TOTALS</b>		<b>12-12</b>		<b>11-1</b>	

+ - Overtime

2016 GAME-BY-GAME POSTSEASON STATISTICS (PATRIOTS)

DATE	OPPONENT	P/S		W/L	SCORE
01/14	Texans	S		W	34-16
01/22	Steelers	S		W	36-17
02/05	at Falcons	S		W	34-28+
<b>2016 TOTALS</b>		<b>3-3</b>		<b>3-0</b>	

+ - Overtime

2017 GAME-BY-GAME POSTSEASON STATISTICS (PATRIOTS)

DATE	OPPONENT	P/S		W/L	SCORE
01/13	Titans	S		W	35-14
01/21	Jaguars	S		W	24-20
02/04	Eagles	S		L	33-41
<b>2017 TOTALS</b>		<b>3-3</b>		<b>2-1</b>	





2018 GAME-BY-GAME POSTSEASON STATISTICS (PATRIOTS)

DATE	OPPONENT	P/S	W/L	SCORE
01/13	Chargers	S	W	41-28
01/20	at Chiefs	S	W	37-31+
02/03	at Rams	S	W	13-3
<b>2018 TOTALS</b>		<b>3-3</b>	<b>3-0</b>	

+ - Overtime

2019 GAME-BY-GAME POSTSEASON STATISTICS (PATRIOTS)

DATE	OPPONENT	P/S	W/L	SCORE
01/04	Titans	S	L	13-20
<b>2019 TOTALS</b>		<b>1-1</b>	<b>0-1</b>	

2021 GAME-BY-GAME POSTSEASON STATISTICS (CHIEFS)

DATE	OPPONENT	P/S	W/L	SCORE
01/16	Steelers	S	W	42-21
01/23	Bills	S	W	42-36+
01/30	Bengals	S	L	24-27+
<b>2021 TOTALS</b>		<b>3-3</b>	<b>2-1</b>	

+ - Overtime

2022 GAME-BY-GAME POSTSEASON STATISTICS (CHIEFS)

DATE	OPPONENT	P/S	W/L	SCORE
01/21	Jaguars	S	W	27-20
01/29	Bengals	S	W	23-20
02/12	at Eagles	S	W	38-35
<b>2022 TOTALS</b>		<b>3-3</b>	<b>3-0</b>	

2023 GAME-BY-GAME POSTSEASON STATISTICS (CHIEFS)


DATE	OPPONENT	P/S	W/L	SCORE
01/13	Dolphins	S	W	26-7
01/21	at Bills	S	W	27-24
01/28	at Ravens		W	17-10
02/11	49ers		W	25-22+
<b>2023 TOTALS</b>		<b>2-2</b>	<b>4-0</b>	

+ - Overtime

INACTIVE  
RESERVE/INJURED



# DRUE TRANQUILL



**LINEBACKER #23**  
**NOTRE DAME**

**6TH** YEAR IN THE NFL

**2ND** YEAR WITH THE CHIEFS

**HEIGHT:** 6'2"  
**WEIGHT:** 234 LBS  
**DRAFTED:** FA-23  
**BIRTHDAY:** 8/15/95

- Tranquill enters his second season with the Chiefs in 2024.
- Originally entered the NFL as a fourth-round pick (130th overall) by the Los Angeles Chargers in the 2019 NFL Draft.

### Career Highlights:

- Had a career-high 4.5 sacks (-19.0 yards) in 2023.

### Honors:

- 2019 PFW/PFWA All-Rookie Team.

### Transactions:

Re-signed with the Chiefs (3/13/24) ... Signed with Kansas City (3/21/23) ... Originally entered the NFL as a fourth-round pick (130th overall) by the Los Angeles Chargers in the 2019 NFL Draft.

## COLLEGE

Was a linebacker at Notre Dame (2014-18) ... Played in 52 games for Notre Dame recording 292 tackles, 25 TFLs, three interceptions, one forced fumble and five fumble recoveries ... Received the following honors: Notre Dame captain (2018, 2017), William V. Campbell Trophy Finalist (2018), National Football Foundation National Scholar-Athlete Award (2018), Wuerffel Trophy Recipient (2018), Butkus Award Watch List (2018), Lott Trophy Watch List (2018), CoSIDA second-team Academic All-American (2018), Senior Bowl Participant (2018), CoSIDA Academic All-District (2015, 2016, 2017, 2018), Wuerffel Trophy Finalist (2017), Rockne Student-Athlete Award (2016, 2017, 2018), Pop Warner College Football Award Finalist (2017), Senior CLASS Award Nominee (2017), CoSIDA first-team Academic All-American (2016) and Notre Dame Newcomer of the Year: Defense (2014).

## PERSONAL

- Named to Indiana Football Coaches Association Top 50 for 2013.
- First-team Indiana Class 6A all-state at linebacker by *Associated Press*.
- Named Fort Wayne News-Sentinel Football Player of the Year for 2013.
- Made 75 tackles, including 16 tackles for loss, to go with 4.0 sacks and an interception as a senior linebacker in 2013 at Carroll High School in Fort Wayne, Ind.
- Carried 114 times for 1,420 yards and 28 TDs while averaging 12.3 yards per carry in high school.
- Pushed Carroll to two straight state sectional titles in 2012 and 2013.
- Rushed for 245 yards and five TDs in one 51-34 victory in 2013 against Homestead.
- Named to Fort Wayne News-Sentinel all-area team as a senior as a running back.
- Participated in U.S. Army All-American Bowl combine as junior.
- Honorable mention *Associated Press* Class 5A all-state pick as junior in 2012 at defensive back.
- Also an outstanding baseball player in high school.
- Named to Fort Wayne News-Sentinel 2013 all-area baseball squad after hitting .403 with four home runs, 21 runs scored, 19 RBI and 16 stolen bases.
- Married the former Jackie Gindt on July 14, 2018 in Fort Wayne.
- Graduated in May 2018 with a degree in mechanical engineering from the College of Engineering.

### REGULAR SEASON COMPARISON: DEFENSIVE - LOS ANGELES CHARGERS

DATE	OPP	W/L	GP/GS	TACKLES					YDS.	INT	TFL	PD	QBH	TD	MISC	
				TOT	SOLO	ASST	SACK	FF							FR	
10/22/23	KC vs. LAC	W	P	2	2	0	1.0	9.0	0	1	1	1	0	0	0	0
1/7/24	KC @ LAC	W	P	0	0	0	0.0	0.0	0	0	0	0	0	0	0	0
9/29/24	KC @ LAC	W	S	10	7	3	0.0	0.0	0	1	0	1	0	0	0	0
<b>TOTALS</b>		<b>3/0</b>	<b>3/1</b>	<b>12</b>	<b>9</b>	<b>3</b>	<b>1.0</b>	<b>9.0</b>	<b>0</b>	<b>2</b>	<b>1</b>	<b>2</b>	<b>0</b>	<b>0</b>	<b>0</b>	<b>0</b>



DRUE TRANQUILL'S NFL REGULAR SEASON DEFENSIVE STATISTICS

DATE	TEAM	GP	GS	TK	S	A	TACKLES					INTERCEPTIONS					O. FUMB				ST				MISC							
							TFL	YDS	SK	YDS	QBH	NO	YDS	LG	TD	PD	FF	FR	TD	YDS	TK	S	A	FF	FR	S	A					
2019	Chargers	15	3	64	50	14	4	10	0.0	0.0	0	0	0	0	0	1	0	0	0	0	11	11	0	0	0	0	0	0	0	0	0	0
2020	Chargers	1	1	1	1	0	0	0	0.0	0.0	0	0	0	0	0	0	0	0	0	0	0	0	0	0	0	0	0	0	0	0	0	
2021	Chargers	14	7	70	42	28	5	22	1.5	14.0	3	0	0	0	1	0	1	0	0	6	3	3	0	0	0	0	0	0	0	0	0	
2022	Chargers	17	16	143	92	51	9	34	5.0	27.0	8	1	20	20	0	4	1	0	0	0	2	2	0	0	0	0	0	0	0	0	0	
2023	Chiefs	16	8	79	54	25	7	28	4.5	19.0	7	0	0	0	0	1	2	0	0	0	0	0	0	0	0	0	0	0	0	0	0	
2024	Chiefs	12	12	66	37	29	4	15	1.5	7.0	6	0	0	0	0	2	0	1	0	3	0	0	0	0	0	0	0	0	0	0	0	
<b>NFL TOTALS</b>		<b>75</b>	<b>47</b>	<b>423</b>	<b>276</b>	<b>147</b>	<b>29</b>	<b>109</b>	<b>12.5</b>	<b>67.0</b>	<b>24</b>	<b>1</b>	<b>20</b>	<b>20</b>	<b>0</b>	<b>9</b>	<b>3</b>	<b>2</b>	<b>0</b>	<b>3</b>	<b>19</b>	<b>16</b>	<b>3</b>	<b>0</b>	<b>0</b>	<b>0</b>	<b>0</b>	<b>0</b>	<b>0</b>	<b>0</b>	<b>0</b>	

DRUE TRANQUILL'S NFL POSTSEASON DEFENSIVE STATISTICS

DATE	TEAM	GP	GS	TK	S	A	TACKLES					INTERCEPTIONS					O. FUMB				ST				MISC						
							TFL	YDS	SK	YDS	QBH	NO	YDS	LG	TD	PD	FF	FR	TD	YDS	TK	S	A	FF	FR	S	A				
2022	Chargers	1	1	5	5	0	0	0.0	0.0	0	1	15	15	0	1	0	0	0	0	0	0	0	0	0	0	0	0	0	0	0	0
2023	Chiefs	4	1	21	16	5	1	3	0.0	0.0	0	0	0	0	0	0	0	0	0	0	0	0	0	0	0	0	0	0	0	0	0
<b>NFL TOTALS</b>		<b>5</b>	<b>2</b>	<b>26</b>	<b>21</b>	<b>5</b>	<b>1</b>	<b>3</b>	<b>0.0</b>	<b>0.0</b>	<b>0</b>	<b>1</b>	<b>15</b>	<b>15</b>	<b>0</b>	<b>1</b>	<b>0</b>	<b>0</b>	<b>0</b>	<b>0</b>	<b>0</b>	<b>0</b>	<b>0</b>	<b>0</b>	<b>0</b>	<b>0</b>	<b>0</b>	<b>0</b>	<b>0</b>	<b>0</b>	<b>0</b>

SINGLE-GAME HIGHS: DEFENSIVE

<b>Total Tackles</b>	15 at San Francisco, Nov 13, 2022 14 at Oakland, Nov 07, 2019 11 at Denver, Oct 29, 2023 11 vs. L.A. Rams, Jan 01, 2023 11 at Indianapolis, Dec 26, 2022 ...2 more at 11.	<b>Forced Fumbles</b>	1 at Denver, Oct 29, 2023 1 at N.Y. Jets, Oct 01, 2023 1 vs. Tennessee, Dec 18, 2022
<b>Solo Tackles</b>	9 vs. Jacksonville, Sep 25, 2022 7 at L.A. Chargers, Sep 29, 2024 7 at Denver, Oct 29, 2023 7 at N.Y. Jets, Oct 01, 2023 ...7 more at 7.	<b>Fumble Recoveries</b>	1 at Las Vegas, Oct 27, 2024 1 vs. Kansas City, Dec 16, 2021 3 at Las Vegas, Oct 27, 2024 3 at Denver, Dec 01, 2019 2 at Las Vegas, Nov 26, 2023 2 vs. L.A. Rams, Jan 01, 2023 ...2 more at 2.
<b>Sacks</b>	2.0 vs. Denver, Oct 17, 2022 1.0 at Las Vegas, Oct 27, 2024 1.0 at New England, Dec 17, 2023 1.0 at Denver, Oct 29, 2023 ...6 more at 1.0.	<b>Tackles For Loss</b>	3 at Las Vegas, Oct 27, 2024 3 at Denver, Dec 01, 2019 2 at Las Vegas, Nov 26, 2023 2 vs. L.A. Rams, Jan 01, 2023 ...2 more at 2.
<b>Passes Defensed</b>	2 vs. Las Vegas, Nov 29, 2024 2 vs. Miami, Dec 11, 2022 1 vs. L.A. Chargers, Oct 22, 2023 1 vs. Jacksonville, Sep 25, 2022 ...3 more at 1.	<b>Special Teams Tackles</b>	2 vs. Green Bay, Nov 03, 2019 2 at Chicago, Oct 27, 2019 1 at Las Vegas, Jan 09, 2022 1 vs. N.Y. Giants, Dec 12, 2021 ...11 more at 1.

SINGLE-GAME HIGHS - POSTSEASON: DEFENSIVE

<b>Total Tackles</b>	8 at Baltimore, Jan 28, 2024 7 at Buffalo, Jan 21, 2024 5 at Jacksonville, Jan 14, 2023 4 vs. Miami, Jan 13, 2024 2 vs. San Francisco, Feb 11, 2024	<b>Tackles For Loss</b>	1 at Buffalo, Jan 21, 2024
<b>Solo Tackles</b>	8 at Baltimore, Jan 28, 2024 5 at Jacksonville, Jan 14, 2023 4 at Buffalo, Jan 21, 2024 4 vs. Miami, Jan 13, 2024		










# MARLON TUIPULOTU

**DEFENSIVE TACKLE #92**  
**USC**



**3<sup>RD</sup>** YEAR IN THE NFL

**1<sup>ST</sup>** YEAR WITH THE CHIEFS

**HEIGHT:** 6'2"  
**WEIGHT:** 307 LBS  
**DRAFTED:** FA-24  
**BIRTHDAY:** 5/31/99

- 👁️ Tuipulotu enters his first season with the Chiefs in 2024.
- 👁️ Originally entered the NFL as a sixth-round pick (189th overall) by the Philadelphia Eagles in 2021.

**Transactions:** Signed to Kansas City's active roster (9/3/24) ... Signed to Kansas City's practice squad (8/31/24) ... Cut by Philadelphia (8/29/24) ... Originally entered the NFL as a sixth-round pick (189th overall) by the Philadelphia Eagles in 2021.

## COLLEGE

Played four seasons for USC (2017-20) ... Had 104 tackles including 15 for loss ... Recorded 8.5 sacks at USC with three pass deflections and two forced fumbles ... Had 33 career games making 29 starts.

## PERSONAL

- 👁️ Made the 2016 Prep Star All-American, Tacoma News Tribune Western 100, Tacoma News Tribune Northwest Nuggets and USA Today All-Oregon Defensive Player of the Year lists.
- 👁️ Played at Central High School in Independence, Ore.
- 👁️ Had 62 tackles, 14 tackles for loss, 6.0 sacks, four fumble recoveries and two pass deflections as a senior.
- 👁️ Also wrestled in high school and won the Class 5A 285 pound championship as a junior.
- 👁️ Studied political science at USC.

### REGULAR SEASON COMPARISON: DEFENSIVE - LOS ANGELES CHARGERS

DATE	OPP	W/L	GP/GS	TACKLES					SACK	YDS.	INT	TFL	PD	QBH	TD	MISC	
				TOT	SOLO	ASST	FF	FR									
11/7/21	PHI vs. LAC	L	P	1	0	1	0.0	0.0	0	0	0	0	0	0	0	0	0
<b>TOTALS</b>		<b>0/1</b>	<b>1/0</b>	<b>1</b>	<b>0</b>	<b>1</b>	<b>0.0</b>	<b>0.0</b>	<b>0</b>	<b>0</b>	<b>0</b>	<b>0</b>	<b>0</b>	<b>0</b>	<b>0</b>	<b>0</b>	

### MARLON TUIPULOTU'S NFL REGULAR SEASON DEFENSIVE STATISTICS

DATE	TEAM	GP	GS	TACKLES							INTERCEPTIONS					O. FUMB				ST				MISC			
				TK	S	A	TFL	YDS	SK	YDS	QBH	NO	YDS	LG	TD	PD	FF	FR	TD	YDS	TK	S	A	FF	FR	S	A
2021	Eagles	5	0	5	1	4	0	0	0.0	0.0	0	0	0	0	0	0	0	0	0	0	0	0	0	0	0	0	
2022	Eagles	9	1	16	8	8	1	6	1.0	6.0	2	0	0	0	0	0	0	1	0	0	0	0	0	0	0	0	
2023	Eagles	14	0	22	13	9	3	8	2.0	7.0	2	0	0	0	0	0	0	0	0	0	0	0	0	0	0	0	
2024	Eagles	0	0	0	0	0	0	0	0.0	0.0	0	0	0	0	0	0	0	0	0	0	0	0	0	0	0	0	
				Went from Philadelphia to Kansas City.																							
2024	Chiefs	0	0	0	0	0	0	0	0.0	0.0	0	0	0	0	0	0	0	0	0	0	0	0	0	0	0	0	0
2024	<b>TOTAL</b>	<b>0</b>	<b>0</b>	<b>0</b>	<b>0</b>	<b>0</b>	<b>0</b>	<b>0</b>	<b>0.0</b>	<b>0.0</b>	<b>0</b>	<b>0</b>	<b>0</b>	<b>0</b>	<b>0</b>	<b>0</b>	<b>0</b>	<b>0</b>	<b>0</b>	<b>0</b>	<b>0</b>	<b>0</b>	<b>0</b>	<b>0</b>	<b>0</b>	<b>0</b>	<b>0</b>
<b>NFL TOTALS</b>		<b>28</b>	<b>1</b>	<b>43</b>	<b>22</b>	<b>21</b>	<b>4</b>	<b>14</b>	<b>3.0</b>	<b>13.0</b>	<b>4</b>	<b>0</b>	<b>0</b>	<b>0</b>	<b>0</b>	<b>0</b>	<b>1</b>	<b>0</b>	<b>0</b>	<b>0</b>	<b>0</b>	<b>0</b>	<b>0</b>	<b>0</b>	<b>0</b>	<b>0</b>	<b>0</b>

### MARLON TUIPULOTU'S NFL POSTSEASON DEFENSIVE STATISTICS

DATE	TEAM	GP	GS	TACKLES							INTERCEPTIONS					O. FUMB				ST				MISC			
				TK	S	A	TFL	YDS	SK	YDS	QBH	NO	YDS	LG	TD	PD	FF	FR	TD	YDS	TK	S	A	FF	FR	S	A
2021	Eagles	0	0	0	0	0	0	0	0.0	0.0	0	0	0	0	0	0	0	0	0	0	0	0	0	0	0	0	0
2022	Eagles	0	0	0	0	0	0	0	0.0	0.0	0	0	0	0	0	0	0	0	0	0	0	0	0	0	0	0	0
2023	Eagles	1	0	0	0	0	0	0	0.0	0.0	0	0	0	0	0	0	0	0	0	0	0	0	0	0	0	0	0
<b>NFL TOTALS</b>		<b>1</b>	<b>0</b>	<b>0</b>	<b>0</b>	<b>0</b>	<b>0</b>	<b>0</b>	<b>0.0</b>	<b>0.0</b>	<b>0</b>	<b>0</b>	<b>0</b>	<b>0</b>	<b>0</b>	<b>0</b>	<b>0</b>	<b>0</b>	<b>0</b>	<b>0</b>	<b>0</b>	<b>0</b>	<b>0</b>	<b>0</b>	<b>0</b>	<b>0</b>	<b>0</b>





2024 GAME-BY-GAME REGULAR-SEASON STATISTICS (EAGLES/CHIEFS)

DATE	OPPONENT	P/S	TACKLES								INTERCEPTIONS				O. FUMB				ST				MISC		W/L	SCORE										
			TK	S	A	SK	YDS	TFL	YDS	QBH	NO	YDS	LG	TD	PD	FF	FR	TD	YDS	TK	S	A	FF	FR			S	A								
09/06	Packers		DID NOT PLAY																					W	34-29											
																						Went from <b>Eagles</b> to <b>Chiefs</b> .														
09/15	Bengals		INACTIVE																					W	26-25											
09/22	at Falcons		INACTIVE																					W	22-17											
09/29	at Chargers		INACTIVE																					W	17-10											
10/07	Saints		INACTIVE																					W	26-13											
																						Went from <b>Chiefs</b> to <b>Eagles</b> .														
10/13	Browns		DID NOT PLAY																					W	20-16											
																						Went from <b>Eagles</b> to <b>Chiefs</b> .														
10/20	at 49ers		INACTIVE																					W	28-18											
10/27	at Raiders		INACTIVE																					W	27-20											
11/04	Buccaneers		INACTIVE																					W	30-24+											
11/10	Broncos		INACTIVE																					W	16-14											
11/17	at Bills		INACTIVE																					L	21-30											
11/24	at Panthers		INACTIVE																					W	30-27											
11/29	Raiders		INACTIVE																					W	19-17											
<b>2024 TOTALS</b>			0	0	0	0.0	0.0	0	0	0	0	0	0	0	0	0	0	0	0	0	0	0	0	0	0	0	0	0	0	0	0	0	0	0	0	12-1

+ - Overtime

2021 GAME-BY-GAME POSTSEASON STATISTICS (EAGLES)

DATE	OPPONENT	P/S	TACKLES								INTERCEPTIONS				O. FUMB				ST				MISC		W/L	SCORE									
			TK	S	A	SK	YDS	TFL	YDS	QBH	NO	YDS	LG	TD	PD	FF	FR	TD	YDS	TK	S	A	FF	FR			S	A							
01/16	at Buccaneers		DID NOT PLAY																					L	15-31										
<b>2021 TOTALS</b>			0	0	0	0.0	0.0	0	0	0	0	0	0	0	0	0	0	0	0	0	0	0	0	0	0	0	0	0	0	0	0	0	0	0	0-1

2022 GAME-BY-GAME POSTSEASON STATISTICS (EAGLES)

DATE	OPPONENT	P/S	TACKLES								INTERCEPTIONS				O. FUMB				ST				MISC		W/L	SCORE									
			TK	S	A	SK	YDS	TFL	YDS	QBH	NO	YDS	LG	TD	PD	FF	FR	TD	YDS	TK	S	A	FF	FR			S	A							
01/21	Giants		RESERVE/INJURED																					W	38-7										
01/29	49ers		RESERVE/INJURED																					W	31-7										
<b>2022 TOTALS</b>			0	0	0	0.0	0.0	0	0	0	0	0	0	0	0	0	0	0	0	0	0	0	0	0	0	0	0	0	0	0	0	0	0	0	2-0

2023 GAME-BY-GAME POSTSEASON STATISTICS (EAGLES)

DATE	OPPONENT	P/S	TACKLES								INTERCEPTIONS				O. FUMB				ST				MISC		W/L	SCORE									
			TK	S	A	SK	YDS	TFL	YDS	QBH	NO	YDS	LG	TD	PD	FF	FR	TD	YDS	TK	S	A	FF	FR			S	A							
01/15	at Buccaneers	P	0	0	0	0.0	0.0	0	0	0	0	0	0	0	0	0	0	0	0	0	0	0	0	0	0	0	0	0	0	0	0	0	0	L	9-32
<b>2023 TOTALS</b>			1	0	0	0.0	0.0	0	0	0	0	0	0	0	0	0	0	0	0	0	0	0	0	0	0	0	0	0	0	0	0	0	0	0	0-1

MARLON TUIPULOTU'S COLLEGE DEFENSIVE STATISTICS

DATE	TEAM	GP	GS	TACKLES								INTERCEPTIONS				O. FUMB				ST				MISC									
				TK	S	A	TFL	YDS	SK	YDS	QBH	NO	YDS	LG	TD	PD	FF	FR	TD	YDS	TK	S	A	FF	FR	S	A						
2017	Southern California	3	1	2	1	1	0.0	0.0	0.0	0.0	0	0	0	0	0	0	0	0	0	0	0	0	0	0	0	0	0	0	0	0	0	0	0
2018	Southern California	12	10	33	13	20	5.5	17.0	4.5	15.0	0	0	0	0	0	0	0	0	0	0	0	0	0	0	0	0	0	0	0	0	0	0	
2019	Southern California	12	12	46	23	23	6.0	19.0	2.0	10.0	0	0	0	0	0	3	1	0	0	0	0	0	0	0	0	0	0	0	0	0	0	0	
2020	Southern California	6	6	23	12	11	3.5	22.0	2.0	19.0	0	0	0	0	0	0	1	0	0	0	0	0	0	0	0	0	0	0	0	0	0	0	
<b>TOTALS</b>		<b>33</b>	<b>29</b>	<b>104</b>	<b>49</b>	<b>55</b>	<b>15.0</b>	<b>58.0</b>	<b>8.5</b>	<b>44.0</b>	<b>0</b>	<b>0</b>	<b>0</b>	<b>0</b>	<b>0</b>	<b>3</b>	<b>2</b>	<b>0</b>	<b>0</b>	<b>0</b>	<b>0</b>	<b>0</b>	<b>0</b>	<b>0</b>	<b>0</b>	<b>0</b>	<b>0</b>	<b>0</b>	<b>0</b>	<b>0</b>	<b>0</b>		

COLLEGE 2017 GAME-BY-GAME STATISTICS (SOUTHERN CALIFORNIA)

DATE	OPPONENT	P/S	TACKLES								INTERCEPTIONS				O. FUMB				ST				MISC		W/L	SCORE								
			TK	S	A	SK	YDS	TFL	YDS	QBH	NO	YDS	LG	TD	PD	FF	FR	TD	YDS	TK	S	A	FF	FR			S	A						
09/02	Western Mich.	P	2	1	1	0.0	0.0	0.0	0.0	0	0	0	0	0	0	0	0	0	0	0	0	0	0	0	0	0	0	0	0	0	0	W	49-31	
09/09	Stanford	S	0	0	0	0.0	0.0	0.0	0.0	0	0	0	0	0	0	0	0	0	0	0	0	0	0	0	0	0	0	0	0	0	0	0	W	42-24
09/23	at California	P	0	0	0	0.0	0.0	0.0	0.0	0	0	0	0	0	0	0	0	0	0	0	0	0	0	0	0	0	0	0	0	0	0	0	W	30-20
<b>2017 TOTALS</b>			<b>3</b>	<b>1</b>	<b>1</b>	<b>0.0</b>	<b>0.0</b>	<b>0.0</b>	<b>0.0</b>	<b>0</b>	<b>0</b>	<b>0</b>	<b>0</b>	<b>0</b>	<b>0</b>	<b>0</b>	<b>0</b>	<b>0</b>	<b>0</b>	<b>0</b>	<b>0</b>	<b>0</b>	<b>0</b>	<b>0</b>	<b>0</b>	<b>0</b>	<b>0</b>	<b>0</b>	<b>0</b>	<b>0</b>	<b>0</b>	<b>3</b>	<b>0</b>	





COLLEGE 2018 GAME-BY-GAME STATISTICS (SOUTHERN CALIFORNIA)

DATE	OPPONENT	P/S	TACKLES							INTERCEPTIONS					O. FUMB				ST				MISC		W/L	SCORE	
			TK	S	A	SK	YDS	TFL	YDS	QBH	NO	YDS	LG	TD	PD	FF	FR	TD	YDS	TK	S	A	FF	FR			S
09/01	UNLV	P	4	0	4	0.0	0.0	0.0	0.0	0	0	0	0	0	0	0	0	0	0	0	0	0	0	0	0	W	43-21
09/08	at Stanford	P	1	0	1	0.0	0.0	0.5	1.0	0	0	0	0	0	0	0	0	0	0	0	0	0	0	0	L	3-17	
09/15	at Texas	S	1	1	0	0.0	0.0	0.0	0.0	0	0	0	0	0	0	0	0	0	0	0	0	0	0	0	L	14-37	
09/21	Washington St.	S	2	0	2	0.0	0.0	0.0	0.0	0	0	0	0	0	0	0	0	0	0	0	0	0	0	0	W	39-36	
09/29	at Arizona	S	3	3	0	0.0	0.0	0.0	0.0	0	0	0	0	0	0	0	0	0	0	0	0	0	0	0	W	24-20	
10/13	Colorado	S	1	0	1	0.0	0.0	0.0	0.0	0	0	0	0	0	0	0	0	0	0	0	0	0	0	0	W	31-20	
10/20	at Utah	S	2	1	1	1.0	1.0	1.0	1.0	0	0	0	0	0	0	0	0	0	0	0	0	0	0	0	L	28-41	
10/27	Arizona St.	S	5	1	4	0.0	0.0	0.0	0.0	0	0	0	0	0	0	0	0	0	0	0	0	0	0	0	L	35-38	
11/03	at Oregon St.	S	3	1	2	0.5	4.0	0.5	4.0	0	0	0	0	0	0	0	0	0	0	0	0	0	0	0	W	38-21	
11/10	California	S	5	3	2	1.0	7.0	1.5	8.0	0	0	0	0	0	0	0	0	0	0	0	0	0	0	0	L	14-15	
11/17	at UCLA	S	3	1	2	0.0	0.0	0.0	0.0	0	0	0	0	0	0	0	0	0	0	0	0	0	0	0	L	27-34	
11/24	Notre Dame	S	3	2	1	2.0	3.0	2.0	3.0	0	0	0	0	0	0	0	0	0	0	0	0	0	0	0	L	17-24	
<b>2018 TOTALS</b>		<b>12-10</b>	<b>33</b>	<b>13</b>	<b>20</b>	<b>4.5</b>	<b>15.0</b>	<b>5.5</b>	<b>17.0</b>	<b>0</b>	<b>0</b>	<b>0</b>	<b>0</b>	<b>0</b>	<b>0</b>	<b>0</b>	<b>0</b>	<b>0</b>	<b>0</b>	<b>0</b>	<b>0</b>	<b>0</b>	<b>0</b>	<b>0</b>	<b>5-7</b>		

COLLEGE 2019 GAME-BY-GAME STATISTICS (SOUTHERN CALIFORNIA)

DATE	OPPONENT	P/S	TACKLES							INTERCEPTIONS					O. FUMB				ST				MISC		W/L	SCORE	
			TK	S	A	SK	YDS	TFL	YDS	QBH	NO	YDS	LG	TD	PD	FF	FR	TD	YDS	TK	S	A	FF	FR			S
08/31	Fresno St.	S	5	2	3	0.0	0.0	0.0	0.0	0	0	0	0	0	0	1	0	0	0	0	0	0	0	0	0	W	31-23
09/07	Stanford	S	4	3	1	0.0	0.0	1.0	2.0	0	0	0	0	0	0	0	0	0	0	0	0	0	0	0	0	W	45-20
09/14	at BYU	S	5	4	1	0.5	1.0	1.5	4.0	0	0	0	0	0	0	0	0	0	0	0	0	0	0	0	L	27-30	
09/20	Utah	S	5	0	5	0.5	4.0	0.5	4.0	0	0	0	0	2	0	0	0	0	0	0	0	0	0	0	W	30-23	
09/28	at Washington	S	5	3	2	0.0	0.0	0.0	0.0	0	0	0	0	0	0	0	0	0	0	0	0	0	0	0	L	14-28	
10/12	at Notre Dame	S	6	4	2	0.0	0.0	0.0	0.0	0	0	0	0	0	0	0	0	0	0	0	0	0	0	0	L	27-30	
10/19	Arizona	S	3	1	2	0.5	4.0	1.5	5.0	0	0	0	0	0	0	0	0	0	0	0	0	0	0	0	W	41-14	
10/25	at Colorado	S	4	3	1	0.0	0.0	0.0	0.0	0	0	0	0	0	0	0	0	0	0	0	0	0	0	0	W	35-31	
11/02	Oregon	S	1	0	1	0.0	0.0	0.0	0.0	0	0	0	0	0	0	0	0	0	0	0	0	0	0	0	L	24-56	
11/16	at California	S	4	1	3	0.5	1.0	0.5	1.0	0	0	0	0	0	0	0	0	0	0	0	0	0	0	0	W	41-17	
11/23	UCLA	S	2	1	1	0.0	0.0	1.0	3.0	0	0	0	0	1	0	0	0	0	0	0	0	0	0	0	W	52-35	
12/27	at Iowa	S	2	1	1	0.0	0.0	0.0	0.0	0	0	0	0	0	0	0	0	0	0	0	0	0	0	0	L	24-49	
<b>2019 TOTALS</b>		<b>12-12</b>	<b>46</b>	<b>23</b>	<b>23</b>	<b>2.0</b>	<b>10.0</b>	<b>6.0</b>	<b>19.0</b>	<b>0</b>	<b>0</b>	<b>0</b>	<b>0</b>	<b>3</b>	<b>1</b>	<b>0</b>	<b>0</b>	<b>0</b>	<b>0</b>	<b>0</b>	<b>0</b>	<b>0</b>	<b>0</b>	<b>0</b>	<b>7-5</b>		


COLLEGE 2020 GAME-BY-GAME STATISTICS (SOUTHERN CALIFORNIA)

DATE	OPPONENT	P/S	TACKLES							INTERCEPTIONS					O. FUMB				ST				MISC		W/L	SCORE
			TK	S	A	SK	YDS	TFL	YDS	QBH	NO	YDS	LG	TD	PD	FF	FR	TD	YDS	TK	S	A	FF	FR		
11/07	Arizona St.	S	8	6	2	1.0	11.0	2.0	13.0	0	0	0	0	0	0	0	0	0	0	0	0	0	0	0	W	28-27
11/14	at Arizona	S	8	5	3	0.0	0.0	0.5	1.0	0	0	0	0	0	0	0	0	0	0	0	0	0	0	0	W	34-30
11/21	at Utah	S	4	1	3	1.0	8.0	1.0	8.0	0	0	0	0	0	1	0	0	0	0	0	0	0	0	0	W	33-17
12/06	Washington St.	S	0	0	0	0.0	0.0	0.0	0.0	0	0	0	0	0	0	0	0	0	0	0	0	0	0	0	W	38-13
12/12	at UCLA	S	1	0	1	0.0	0.0	0.0	0.0	0	0	0	0	0	0	0	0	0	0	0	0	0	0	0	W	43-38
12/18	Oregon	S	2	0	2	0.0	0.0	0.0	0.0	0	0	0	0	0	0	0	0	0	0	0	0	0	0	0	L	24-31
<b>2020 TOTALS</b>		<b>6-6</b>	<b>23</b>	<b>12</b>	<b>11</b>	<b>2.0</b>	<b>19.0</b>	<b>3.5</b>	<b>22.0</b>	<b>0</b>	<b>0</b>	<b>0</b>	<b>0</b>	<b>0</b>	<b>1</b>	<b>0</b>	<b>0</b>	<b>0</b>	<b>0</b>	<b>0</b>	<b>0</b>	<b>0</b>	<b>0</b>	<b>0</b>	<b>5-1</b>	



**JOSHUA UCHE**

**DEFENSIVE END #55**  
**MICHIGAN**



**5<sup>TH</sup>** YEAR IN THE NFL

**1<sup>ST</sup>** YEAR WITH THE CHIEFS

**HEIGHT:** 6'3"  
**WEIGHT:** 240 LBS  
**DRAFTED:** T (NE) - 24  
**BIRTHDAY:** 9/13/98

Uche enters his first season with the Chiefs in 2024.  
Originally entered the NFL as a second-round (60th overall) pick by the New England Patriots in the 2020 NFL Draft.

**Transactions:** Traded to the Chiefs (10/28/24) ... Re-signed with New England (3/12/24) ... Originally entered the NFL as a second-round (60th overall) pick by the New England Patriots in the 2020 NFL Draft.

COLLEGE

Played four seasons for Michigan (2016-19) ... Was a three year letterman (2017-19) ... Two-time All-Big Ten honoree ... Named the team's Defensive Player of the Year (2019) ... Appeared in 39 games in his Michigan career with nine starts.



PERSONAL

- Helped lead Columbus High School (Florida) to Florida Class 8A State Championship game as a junior and senior.
- Rated a three star prospect by Rivals.com and the No. 50 recruit in the state of Florida.
- ESPN three star prospect.

REGULAR SEASON COMPARISON: DEFENSIVE - LOS ANGELES CHARGERS

DATE	OPP	W/L	GP/GS	TACKLES					ASST	SACK	YDS.	INT	TFL	PD	QBH	TD	MISC	
				TOT	SOLO	FF	FR											
12/6/20	NE @ LAC	W	P	0	0	0	0	0	0.0	0.0	0	0	0	3	0	0	0	
10/31/21	NE @ LAC	W	P	1	1	0	0	0	0.0	0.0	0	0	0	0	0	0	0	
12/3/23	NE vs. LAC	L	P	2	0	2	0	2	0.0	0.0	0	0	0	0	0	0	0	
<b>TOTALS</b>		<b>2/1</b>	<b>3/0</b>	<b>3</b>	<b>1</b>	<b>2</b>	<b>0</b>	<b>2</b>	<b>0.0</b>	<b>0.0</b>	<b>0</b>	<b>0</b>	<b>0</b>	<b>3</b>	<b>0</b>	<b>0</b>	<b>0</b>	

JOSHUA UCHE'S NFL REGULAR SEASON DEFENSIVE STATISTICS

DATE	TEAM	GP	GS	TACKLES							INTERCEPTIONS					O. FUMB			ST			MISC								
				TK	S	A	TFL	YDS	SK	YDS	QBH	NO	YDS	LG	TD	PD	FF	FR	TD	YDS	TK	S	A	FF	FR	S	A			
2020	Patriots	9	1	9	7	2	2	7	1.0	7.0	7	0	0	0	0	0	0	0	0	0	0	0	0	0	0	0	0	0	0	0
2021	Patriots	12	0	12	10	2	3	23	3.0	23.0	4	0	0	0	0	0	0	0	1	0	0	0	0	0	0	0	0	0	0	0
2022	Patriots	15	0	27	23	4	9	47	11.5	49.5	14	0	0	0	0	0	2	0	0	0	0	0	0	0	0	0	0	0	0	0
2023	Patriots	15	2	15	8	7	3	20	3.0	20.0	6	0	0	0	0	0	0	0	0	0	0	0	0	0	0	0	0	0	0	0
2024	Patriots	7	1	13	10	3	2	11	2.0	11.0	3	0	0	0	0	0	0	0	0	0	0	0	0	0	0	0	0	0	0	0
<b>NFL TOTALS</b>		<b>58</b>	<b>4</b>	<b>76</b>	<b>58</b>	<b>18</b>	<b>19</b>	<b>108</b>	<b>20.5</b>	<b>110.5</b>	<b>34</b>	<b>0</b>	<b>0</b>	<b>0</b>	<b>0</b>	<b>0</b>	<b>2</b>	<b>1</b>	<b>0</b>	<b>0</b>	<b>0</b>	<b>0</b>	<b>0</b>	<b>0</b>	<b>0</b>	<b>0</b>	<b>0</b>	<b>0</b>	<b>0</b>	<b>0</b>

JOSHUA UCHE'S NFL POSTSEASON DEFENSIVE STATISTICS

DATE	TEAM	GP	GS	TACKLES							INTERCEPTIONS					O. FUMB			ST			MISC								
				TK	S	A	TFL	YDS	SK	YDS	QBH	NO	YDS	LG	TD	PD	FF	FR	TD	YDS	TK	S	A	FF	FR	S	A			
2021	Patriots	1	0	0	0	0	0	0	0.0	0.0	0	0	0	0	0	0	0	0	0	0	0	0	0	0	0	0	0	0	0	0
<b>NFL TOTALS</b>		<b>1</b>	<b>0</b>	<b>0</b>	<b>0</b>	<b>0</b>	<b>0</b>	<b>0</b>	<b>0.0</b>	<b>0.0</b>	<b>0</b>	<b>0</b>	<b>0</b>	<b>0</b>	<b>0</b>	<b>0</b>	<b>0</b>	<b>0</b>	<b>0</b>	<b>0</b>	<b>0</b>	<b>0</b>	<b>0</b>	<b>0</b>	<b>0</b>	<b>0</b>	<b>0</b>	<b>0</b>	<b>0</b>	<b>0</b>

SINGLE-GAME HIGHS: DEFENSIVE

- Total Tackles**
  - 7 vs. Buffalo, Dec 01, 2022
  - 6 vs. Indianapolis, Nov 06, 2022
  - 5 at N.Y. Jets, Sep 19, 2024
  - 5 at Arizona, Dec 12, 2022
  - 4 at Buffalo, Dec 31, 2023
- Solo Tackles**
  - 6 vs. Buffalo, Dec 01, 2022
  - 5 vs. Indianapolis, Nov 06, 2022
  - 4 at N.Y. Jets, Sep 19, 2024
  - 4 at Arizona, Dec 12, 2022
  - 3 at San Francisco, Sep 29, 2024
  - ...1 more at 3.
- Sacks**
  - 2.0 at N.Y. Jets, Sep 19, 2021
  - 1.0 vs. Miami, Sep 12, 2021
  - 1.0 vs. Baltimore, Nov 15, 2020
- Fumble Recoveries**
  - 1 vs. N.Y. Jets, Oct 24, 2021
- Tackles For Loss**
  - 2 at N.Y. Jets, Sep 19, 2021
  - 1 vs. Miami, Sep 12, 2021
  - 1 at L.A. Rams, Dec 10, 2020
  - 1 vs. Baltimore, Nov 15, 2020

2020 GAME-BY-GAME REGULAR-SEASON STATISTICS (PATRIOTS)

DATE	OPPONENT	P/S	TACKLES							INTERCEPTIONS					O. FUMB			ST			MISC		W/L	SCORE			
			TK	S	A	SK	YDS	TFL	YDS	QBH	NO	YDS	LG	TD	PD	FF	FR	TD	YDS	TK	S	A			FF	FR	S
09/13	Dolphins																									W	21-11
09/20	at Seahawks																									L	30-35
09/27	Raiders																									W	36-20
10/05	at Chiefs																									L	10-26
10/18	Broncos																									L	12-18
10/25	49ers																									L	6-33
11/01	at Bills																									L	21-24
11/09	at Jets																									W	30-27
11/15	Ravens																									W	23-17
11/22	at Texans	P	1	1	0	0.0	0.0	0	0	0	0	0	0	0	0	0	0	0	0	0	0	0	0	0	0	L	20-27
11/29	Cardinals	P	0	0	0	0.0	0.0	0	0	1	0	0	0	0	0	0	0	0	0	0	0	0	0	0	0	W	20-17
12/06	at Chargers	P	0	0	0	0.0	0.0	0	0	3	0	0	0	0	0	0	0	0	0	0	0	0	0	0	0	W	45-0
12/10	at Rams	P	2	2	0	0.0	0.0	1	0	1	0	0	0	0	0	0	0	0	0	0	0	0	0	0	0	L	3-24
12/20	at Dolphins	P	2	1	1	0.0	0.0	0	0	0	0	0	0	0	0	0	0	0	0	0	0	0	0	0	0	L	12-22
12/28	Bills	S	2	1	1	0.0	0.0	0	0	0	0	0	0	0	0	0	0	0	0	0	0	0	0	0	0	L	9-38
01/03	Jets																									W	28-14
<b>2020 TOTALS</b>		<b>6-1</b>	<b>7</b>	<b>5</b>	<b>2</b>	<b>0.0</b>	<b>0.0</b>	<b>1</b>	<b>0</b>	<b>5</b>	<b>0</b>	<b>0</b>	<b>0</b>	<b>0</b>	<b>0</b>	<b>0</b>	<b>0</b>	<b>0</b>	<b>0</b>	<b>0</b>	<b>0</b>	<b>0</b>	<b>0</b>	<b>0</b>	<b>0</b>	<b>7-9</b>	



2021 GAME-BY-GAME REGULAR-SEASON STATISTICS (PATRIOTS)

DATE	OPPONENT	P/S	TACKLES						INTERCEPTIONS					O. FUMB				ST				MISC		W/L	SCORE			
			TK	S	A	SK	YDS	TFL	YDS	QBH	NO	YDS	LG	TD	PD	FF	FR	TD	YDS	TK	S	A	FF			FR	S	A
09/12	Dolphins	P	1	1	0	1.0	7.0	1	7	1	0	0	0	0	0	0	0	0	0	0	0	0	0	0	0	0	L	16-17
09/19	at Jets	P	3	3	0	2.0	16.0	2	16	2	0	0	0	0	0	0	0	0	0	0	0	0	0	0	0	W	25-6	
09/26	Saints																									L	13-28	
10/03	Buccaneers	P	1	1	0	0.0	0.0	0	0	0	0	0	0	0	0	0	0	0	0	0	0	0	0	0	0	L	17-19	
10/10	at Texans	P	0	0	0	0.0	0.0	0	0	0	0	0	0	0	0	0	0	0	0	0	0	0	0	0	0	W	25-22	
10/17	Cowboys	P	2	2	0	0.0	0.0	0	0	0	0	0	0	0	0	0	0	0	0	0	0	0	0	0	0	L	29-35+	
10/24	Jets	P	0	0	0	0.0	0.0	0	0	0	0	0	0	0	0	1	0	0	0	0	0	0	0	0	0	W	54-13	
10/31	at Chargers	P	1	1	0	0.0	0.0	0	0	0	0	0	0	0	0	0	0	0	0	0	0	0	0	0	0	W	27-24	
11/07	at Panthers	P	0	0	0	0.0	0.0	0	0	1	0	0	0	0	0	0	0	0	0	0	0	0	0	0	0	W	24-6	
11/14	Browns	P	2	0	2	0.0	0.0	0	0	0	0	0	0	0	0	0	0	0	0	0	0	0	0	0	0	W	45-7	
11/18	at Falcons																									W	25-0	
11/28	Titans																									W	36-13	
12/06	at Bills																									W	14-10	
12/18	at Colts																									L	17-27	
12/26	Bills																									L	21-33	
01/02	Jaguars																									W	50-10	
01/09	at Dolphins																									L	24-33	
<b>2021 TOTALS</b>			<b>9-0</b>	<b>10</b>	<b>8</b>	<b>2</b>	<b>3.0</b>	<b>23.0</b>	<b>3</b>	<b>23</b>	<b>4</b>	<b>0</b>	<b>0</b>	<b>0</b>	<b>0</b>	<b>0</b>	<b>0</b>	<b>1</b>	<b>0</b>	<b>0</b>	<b>0</b>	<b>0</b>	<b>0</b>	<b>0</b>	<b>0</b>	<b>10-7</b>		

+ - Overtime

2022 GAME-BY-GAME REGULAR-SEASON STATISTICS (PATRIOTS)

DATE	OPPONENT	P/S	TACKLES						INTERCEPTIONS					O. FUMB				ST				MISC		W/L	SCORE		
			TK	S	A	SK	YDS	TFL	YDS	QBH	NO	YDS	LG	TD	PD	FF	FR	TD	YDS	TK	S	A	FF			FR	S
09/11	at Dolphins	P	1	1	0	0.0	0.0	0	0	0	0	0	0	0	0	0	0	0	0	0	0	0	0	0	0	L	7-20
09/18	at Steelers	P	0	0	0	0.0	0.0	0	0	0	0	0	0	0	0	0	0	0	0	0	0	0	0	0	0	W	17-14
09/25	Ravens	P	0	0	0	0.0	0.0	0	0	0	0	0	0	0	0	0	0	0	0	0	0	0	0	0	0	L	26-37
10/02	at Packers	P	1	1	0	0.0	0.0	0	0	0	0	0	0	0	0	0	0	0	0	0	0	0	0	0	0	L	24-27+
10/09	Lions	P	1	1	0	0.0	0.0	0	0	0	0	0	0	0	0	0	0	0	0	0	0	0	0	0	0	W	29-0
10/16	at Browns																									W	38-15
10/24	Bears																									L	14-33
10/30	at Jets	P	2	2	0	1.0	7.0	1	7	1	0	0	0	0	0	0	0	0	0	0	0	0	0	0	0	W	22-17
11/06	Colts	P	6	5	1	3.0	11.0	3	11	2	0	0	0	0	0	0	0	0	0	0	0	0	0	0	0	W	26-3
11/20	Jets	P	0	0	0	0.0	0.0	0	0	0	0	0	0	0	0	0	0	0	0	0	0	0	0	0	0	W	10-3
11/24	at Vikings	P	1	1	0	1.0	9.0	1	9	1	0	0	0	0	0	0	0	0	0	0	0	0	0	0	0	L	26-33
12/01	Bills	P	7	6	1	2.0	0.0	0	0	3	0	0	0	0	0	1	0	0	0	0	0	0	0	0	0	L	10-24
12/12	at Cardinals	P	5	4	1	3.0	17.0	3	17	4	0	0	0	0	0	0	0	0	0	0	0	0	0	0	0	W	27-13
12/18	at Raiders	P	1	0	1	0.5	2.5	0	0	1	0	0	0	0	0	1	0	0	0	0	0	0	0	0	0	L	24-30
12/24	Bengals	P	1	1	0	1.0	3.0	1	3	1	0	0	0	0	0	0	0	0	0	0	0	0	0	0	0	L	18-22
01/01	Dolphins	P	1	1	0	0.0	0.0	0	0	1	0	0	0	0	0	0	0	0	0	0	0	0	0	0	0	W	23-21
01/08	at Bills	P	0	0	0	0.0	0.0	0	0	0	0	0	0	0	0	0	0	0	0	0	0	0	0	0	0	L	23-35
<b>2022 TOTALS</b>			<b>15-0</b>	<b>27</b>	<b>23</b>	<b>4</b>	<b>11.5</b>	<b>49.5</b>	<b>9</b>	<b>47</b>	<b>14</b>	<b>0</b>	<b>0</b>	<b>0</b>	<b>0</b>	<b>0</b>	<b>2</b>	<b>0</b>	<b>0</b>	<b>0</b>	<b>0</b>	<b>0</b>	<b>0</b>	<b>0</b>	<b>0</b>	<b>8-9</b>	

+ - Overtime

2023 GAME-BY-GAME REGULAR-SEASON STATISTICS (PATRIOTS)

DATE	OPPONENT	P/S	TACKLES						INTERCEPTIONS					O. FUMB				ST				MISC		W/L	SCORE		
			TK	S	A	SK	YDS	TFL	YDS	QBH	NO	YDS	LG	TD	PD	FF	FR	TD	YDS	TK	S	A	FF			FR	S
09/10	Eagles	P	1	1	0	1.0	0.0	0	0	1	0	0	0	0	0	0	0	0	0	0	0	0	0	0	0	L	20-25
09/17	Dolphins	S	0	0	0	0.0	0.0	0	0	0	0	0	0	0	0	0	0	0	0	0	0	0	0	0	0	L	17-24
09/24	at Jets	P	1	1	0	0.0	0.0	0	0	0	0	0	0	0	0	0	0	0	0	0	0	0	0	0	0	W	15-10
10/01	at Cowboys	P	3	2	1	1.0	10.0	1	10	2	0	0	0	0	0	0	0	0	0	0	0	0	0	0	0	L	3-38
10/08	Saints	S	1	1	0	0.0	0.0	0	0	0	0	0	0	0	0	0	0	0	0	0	0	0	0	0	0	L	0-34
10/15	at Raiders	P	0	0	0	0.0	0.0	0	0	0	0	0	0	0	0	0	0	0	0	0	0	0	0	0	0	L	17-21
10/22	Bills																									W	29-25
10/29	at Dolphins																									L	17-31
11/05	Commanders	P	0	0	0	0.0	0.0	0	0	1	0	0	0	0	0	0	0	0	0	0	0	0	0	0	0	L	17-20
11/12	Colts	P	0	0	0	0.0	0.0	0	0	0	0	0	0	0	0	0	0	0	0	0	0	0	0	0	0	L	6-10
11/26	at Giants	P	0	0	0	0.0	0.0	0	0	0	0	0	0	0	0	0	0	0	0	0	0	0	0	0	0	L	7-10
12/03	Chargers	P	2	0	2	0.0	0.0	0	0	0	0	0	0	0	0	0	0	0	0	0	0	0	0	0	0	L	0-6
12/07	at Steelers	P	0	0	0	0.0	0.0	0	0	0	0	0	0	0	0	0	0	0	0	0	0	0	0	0	0	W	21-18
12/17	Chiefs	P	1	0	1	0.0	0.0	0	0	0	0	0	0	0	0	0	0	0	0	0	0	0	0	0	0	L	17-27
12/24	at Broncos	P	2	1	1	1.0	10.0	1	10	1	0	0	0	0	0	0	0	0	0	0	0	0	0	0	0	W	26-23
12/31	at Bills	P	4	2	2	0.0	0.0	1	0	0	0	0	0	0	0	0	0	0	0	0	0	0	0	0	0	L	21-27
01/07	Jets	P	0	0	0	0.0	0.0	0	0	1	0	0	0	0	0	0	0	0	0	0	0	0	0	0	0	L	3-17
<b>2023 TOTALS</b>			<b>15-2</b>	<b>15</b>	<b>8</b>	<b>7</b>	<b>3.0</b>	<b>20.0</b>	<b>3</b>	<b>20</b>	<b>6</b>	<b>0</b>	<b>0</b>	<b>0</b>	<b>0</b>	<b>0</b>	<b>0</b>	<b>0</b>	<b>0</b>	<b>0</b>	<b>0</b>	<b>0</b>	<b>0</b>	<b>0</b>	<b>0</b>	<b>4-13</b>	



2024 GAME-BY-GAME REGULAR-SEASON STATISTICS (PATRIOTS)

DATE	OPPONENT	P/S	TACKLES							INTERCEPTIONS					O. FUMB			ST				MISC		W/L	SCORE				
			TK	S	A	SK	YDS	TFL	YDS	QBH	NO	YDS	LG	TD	PD	FF	FR	TD	YDS	TK	S	A	FF			FR	S	A	
09/08	at Bengals	P	0	0	0	0.0	0.0	0	0	0	0	0	0	0	0	0	0	0	0	0	0	0	0	0	0	0	0	W	16-10
09/15	Seahawks	P	1	1	0	0.0	0.0	0	0	0	0	0	0	0	0	0	0	0	0	0	0	0	0	0	0	0	0	L	20-23+
09/19	at Jets	P	5	4	1	1.0	8.0	1	8	1	0	0	0	0	0	0	0	0	0	0	0	0	0	0	0	0	L	3-24	
09/29	at 49ers	S	3	3	0	0.0	0.0	0	0	1	0	0	0	0	0	0	0	0	0	0	0	0	0	0	0	0	L	13-30	
10/06	Dolphins	P	2	1	1	1.0	3.0	1	3	1	0	0	0	0	0	0	0	0	0	0	0	0	0	0	0	0	L	10-15	
10/13	Texans	P	2	1	1	0.0	0.0	0	0	0	0	0	0	0	0	0	0	0	0	0	0	0	0	0	0	0	L	21-41	
10/20	at Jaguars	P	0	0	0	0.0	0.0	0	0	0	0	0	0	0	0	0	0	0	0	0	0	0	0	0	0	0	L	16-32	
10/27	Jets																										W	25-22	
11/03	at Titans																										L	17-20+	
11/10	at Bears																										W	19-3	
11/17	Rams																										L	22-28	
11/24	at Dolphins																										L	15-34	
12/01	Colts																										L	24-25	
<b>2024 TOTALS</b>		<b>7-1</b>	<b>13</b>	<b>10</b>	<b>3</b>	<b>2.0</b>	<b>11.0</b>	<b>2</b>	<b>11</b>	<b>3</b>	<b>0</b>	<b>0</b>	<b>0</b>	<b>0</b>	<b>0</b>	<b>0</b>	<b>0</b>	<b>0</b>	<b>0</b>	<b>0</b>	<b>0</b>	<b>0</b>	<b>0</b>	<b>0</b>	<b>0</b>	<b>0</b>	<b>0</b>	<b>3-10</b>	

+ - Overtime

2021 GAME-BY-GAME POSTSEASON STATISTICS (PATRIOTS)

DATE	OPPONENT	P/S	TACKLES							INTERCEPTIONS					O. FUMB			ST				MISC		W/L	SCORE				
			TK	S	A	SK	YDS	TFL	YDS	QBH	NO	YDS	LG	TD	PD	FF	FR	TD	YDS	TK	S	A	FF			FR	S	A	
01/15	at Bills	P	0	0	0	0.0	0.0	0	0	0	0	0	0	0	0	0	0	0	0	0	0	0	0	0	0	0	0	L	17-47
<b>2021 TOTALS</b>		<b>1-0</b>	<b>0</b>	<b>0</b>	<b>0</b>	<b>0.0</b>	<b>0.0</b>	<b>0</b>	<b>0</b>	<b>0</b>	<b>0</b>	<b>0</b>	<b>0</b>	<b>0</b>	<b>0</b>	<b>0</b>	<b>0</b>	<b>0</b>	<b>0</b>	<b>0</b>	<b>0</b>	<b>0</b>	<b>0</b>	<b>0</b>	<b>0</b>	<b>0</b>	<b>0</b>	<b>0-1</b>	

JOSHUA UCHE'S COLLEGE DEFENSIVE STATISTICS

DATE	TEAM	GP	TACKLES							INTERCEPTIONS					O. FUMB			ST				MISC						
			GS	TK	S	A	TFL	YDS	SK	YDS	QBH	NO	YDS	LG	TD	PD	FF	FR	TD	YDS	TK	S	A	FF	FR	S	A	
2016	Michigan	4	0	3	1	2	0.0	0.0	0.0	0.0	1	0	0	0	0	0	1	0	0	0	0	0	0	0	0	0	0	0
2017	Michigan	10	0	3	3	0	1.0	10.0	1.0	10.0	0	0	0	0	0	0	0	0	0	0	0	0	0	0	0	0	0	0
2018	Michigan	12	0	15	11	4	8.0	50.0	7.0	44.0	1	0	0	0	0	1	0	0	0	0	0	0	0	0	0	0	0	0
2019	Michigan	13	9	35	23	12	11.5	74.0	8.5	65.0	8	0	0	0	0	2	2	1	0	0	0	0	0	0	0	0	0	0
<b>TOTALS</b>		<b>39</b>	<b>9</b>	<b>56</b>	<b>38</b>	<b>18</b>	<b>20.5</b>	<b>134.0</b>	<b>16.5</b>	<b>119.0</b>	<b>10</b>	<b>0</b>	<b>0</b>	<b>0</b>	<b>0</b>	<b>3</b>	<b>3</b>	<b>1</b>	<b>0</b>	<b>0</b>	<b>0</b>	<b>0</b>	<b>0</b>	<b>0</b>	<b>0</b>	<b>0</b>	<b>0</b>	<b>0</b>

COLLEGE 2016 GAME-BY-GAME STATISTICS (MICHIGAN)

DATE	OPPONENT	P/S	TACKLES							INTERCEPTIONS					O. FUMB			ST				MISC		W/L	SCORE				
			TK	S	A	SK	YDS	TFL	YDS	QBH	NO	YDS	LG	TD	PD	FF	FR	TD	YDS	TK	S	A	FF			FR	S	A	
09/03	Hawaii	P	1	0	1	0.0	0.0	0.0	0.0	1	0	0	0	0	0	0	0	0	0	0	0	0	0	0	0	0	0	W	63-3
09/10	UCF	P	0	0	0	0.0	0.0	0.0	0.0	0	0	0	0	0	0	0	0	0	0	0	0	0	0	0	0	0	0	W	51-14
09/17	Colorado	P	2	1	1	0.0	0.0	0.0	0.0	0	0	0	0	0	0	1	0	0	0	0	0	0	0	0	0	0	0	W	45-28
09/24	Penn St.	P	0	0	0	0.0	0.0	0.0	0.0	0	0	0	0	0	0	0	0	0	0	0	0	0	0	0	0	0	0	W	49-10
<b>2016 TOTALS</b>		<b>4-0</b>	<b>3</b>	<b>1</b>	<b>2</b>	<b>0.0</b>	<b>0.0</b>	<b>0.0</b>	<b>0.0</b>	<b>1</b>	<b>0</b>	<b>0</b>	<b>0</b>	<b>0</b>	<b>0</b>	<b>1</b>	<b>0</b>	<b>0</b>	<b>0</b>	<b>0</b>	<b>0</b>	<b>0</b>	<b>0</b>	<b>0</b>	<b>0</b>	<b>0</b>	<b>0</b>	<b>4-0</b>	

COLLEGE 2017 GAME-BY-GAME STATISTICS (MICHIGAN)

DATE	OPPONENT	P/S	TACKLES							INTERCEPTIONS					O. FUMB			ST				MISC		W/L	SCORE				
			TK	S	A	SK	YDS	TFL	YDS	QBH	NO	YDS	LG	TD	PD	FF	FR	TD	YDS	TK	S	A	FF			FR	S	A	
09/02	at Florida	P	2	2	0	1.0	10.0	1.0	10.0	0	0	0	0	0	0	0	0	0	0	0	0	0	0	0	0	0	0	W	33-17
09/09	Cincinnati	P	0	0	0	0.0	0.0	0.0	0.0	0	0	0	0	0	0	0	0	0	0	0	0	0	0	0	0	0	0	W	36-14
09/16	Air Force	P	0	0	0	0.0	0.0	0.0	0.0	0	0	0	0	0	0	0	0	0	0	0	0	0	0	0	0	0	0	W	29-13
10/14	at Indiana	P	1	1	0	0.0	0.0	0.0	0.0	0	0	0	0	0	0	0	0	0	0	0	0	0	0	0	0	0	0	W	27-20+
10/28	Rutgers	P	0	0	0	0.0	0.0	0.0	0.0	0	0	0	0	0	0	0	0	0	0	0	0	0	0	0	0	0	0	W	35-14
11/04	Minnesota	P	0	0	0	0.0	0.0	0.0	0.0	0	0	0	0	0	0	0	0	0	0	0	0	0	0	0	0	0	0	W	33-10
11/11	at Maryland	P	0	0	0	0.0	0.0	0.0	0.0	0	0	0	0	0	0	0	0	0	0	0	0	0	0	0	0	0	0	W	35-10
11/18	at Wisconsin	P	0	0	0	0.0	0.0	0.0	0.0	0	0	0	0	0	0	0	0	0	0	0	0	0	0	0	0	0	0	L	10-24
11/25	Ohio St.	P	0	0	0	0.0	0.0	0.0	0.0	0	0	0	0	0	0	0	0	0	0	0	0	0	0	0	0	0	0	L	20-31
01/01	at South Carolina	P	0	0	0	0.0	0.0	0.0	0.0	0	0	0	0	0	0	0	0	0	0	0	0	0	0	0	0	0	0	L	19-26
<b>2017 TOTALS</b>		<b>10-0</b>	<b>3</b>	<b>3</b>	<b>0</b>	<b>1.0</b>	<b>10.0</b>	<b>1.0</b>	<b>10.0</b>	<b>0</b>	<b>0</b>	<b>0</b>	<b>0</b>	<b>0</b>	<b>0</b>	<b>0</b>	<b>0</b>	<b>0</b>	<b>0</b>	<b>0</b>	<b>0</b>	<b>0</b>	<b>0</b>	<b>0</b>	<b>0</b>	<b>0</b>	<b>0</b>	<b>7-3</b>	

+ - Overtime

COLLEGE 2018 GAME-BY-GAME STATISTICS (MICHIGAN)

DATE	OPPONENT	P/S	TACKLES							INTERCEPTIONS					O. FUMB			ST				MISC		W/L	SCORE				
			TK	S	A	SK	YDS	TFL	YDS	QBH	NO	YDS	LG	TD	PD	FF	FR	TD	YDS	TK	S	A	FF			FR	S	A	
08/31	at Notre Dame	P	1	0	1	0.0	0.0	0.0	0.0	0	0	0	0	0	1	0	0	0	0	0	0	0	0	0	0	0	0	L	17-24
09/07	Western Mich.	P	1	0	1	0.0	0.0	0.0	0.0	0	0	0	0	0	0	0	0	0	0	0	0	0	0	0	0	0	0	W	49-3
09/21	Nebraska	P	0	0	0	0.0	0.0	0.0	0.0	0	0	0	0	0	0	0	0	0	0	0	0	0	0	0	0	0	0	W	56-10
09/28	at Northwestern	P	2	2	0	2.0	6.0	2.0	6.0	0	0	0	0	0	0	0	0	0	0	0	0	0	0	0	0	0	0	W	20-17
10/05	Maryland	P	2	2	0	0.0	0.0	1.0	6.0	1	0	0	0	0	0	0	0	0	0	0	0	0	0	0	0	0	0	W	42-21
10/12	Wisconsin	P	1	1	0	1.0	9.0	1.0	9.0	0	0	0	0	0	0	0	0	0	0	0	0	0	0	0	0	0	0	W	38-13
10/19	at Michigan St.	P	2	2	0	2.0	14.0	2.0	14.0	0	0	0	0	0	0	0	0	0	0	0	0	0	0	0	0	0	0	W	21-7
11/02	Penn St.	P	3	3	0	2.0	15.0	2.0	15.0	0	0	0	0	0	0	0	0	0	0	0	0	0	0	0	0	0	0	W	42-7
11/09	at Rutgers	P	1	0	1	0.0	0.0	0.0	0.0	0	0	0	0	0	0	0	0	0	0	0	0	0	0	0	0	0	0	W	42-7
11/16	Indiana	P	1	0	1	0.0	0.0	0.0	0.0	0	0	0	0	0	0	0	0	0	0	0	0	0	0	0	0	0	0	W	31-20
11/23	at Ohio St.	P	0	0	0	0.0	0.0	0.0	0.0	0	0	0	0	0	0	0	0	0	0	0	0	0	0	0	0	0	0	L	39-62
12/28	Florida	P	1	1	0	0.0	0.0	0.0	0.0	0	0	0	0	0	0	0	0	0	0	0	0	0	0	0	0	0	0	L	15-41
<b>2018 TOTALS</b>		<b>12-</b>																											

COLLEGE 2019 GAME-BY-GAME STATISTICS (MICHIGAN)

DATE	OPPONENT	P/S	TACKLES								INTERCEPTIONS					O. FUMB				ST				MISC		SCORE			
			TK	S	A	SK	YDS	TFL	YDS	QBH	NO	YDS	LG	TD	PD	FF	FR	TD	YDS	TK	S	A	FF	FR	S		A	W/L	
08/31	Middle Tenn.	P	2	2	0	1.0	13.0	1.0	13.0	0	0	0	0	0	1	1	0	0	0	0	0	0	0	0	0	0	0	W	40-21
09/07	Army West Point	S	8	2	6	0.0	0.0	0.0	0.0	0	0	0	0	0	0	0	0	0	0	0	0	0	0	0	0	0	W	24-21	
09/21	at Wisconsin	S	1	1	0	0.0	0.0	0.0	0.0	0	0	0	0	0	0	0	0	0	0	0	0	0	0	0	0	L	14-35		
09/28	Rutgers	S	4	3	1	0.5	3.0	0.5	3.0	2	0	0	0	0	0	0	0	0	0	0	0	0	0	0	0	W	52-0		
10/05	Iowa	S	1	0	1	0.0	0.0	0.0	0.0	0	0	0	0	0	0	0	0	0	0	0	0	0	0	0	0	W	10-3		
10/12	at Illinois	S	5	5	0	3.0	22.0	5.0	27.0	0	0	0	0	0	0	0	0	0	0	0	0	0	0	0	0	W	42-25		
10/19	at Penn St.	S	2	1	1	1.0	2.0	1.0	2.0	0	0	0	0	0	1	0	0	0	0	0	0	0	0	0	0	L	21-28		
10/26	Notre Dame	S	1	0	1	0.0	0.0	0.0	0.0	1	0	0	0	0	0	0	0	0	0	0	0	0	0	0	0	W	45-14		
11/02	at Maryland	S	3	3	0	2.0	17.0	2.0	17.0	0	0	0	0	0	0	0	0	0	0	0	0	0	0	0	0	W	38-7		
11/16	Michigan St.	S	1	1	0	0.0	0.0	0.0	0.0	1	0	0	0	0	0	0	0	0	0	0	0	0	0	0	0	W	44-10		
11/23	at Indiana	P	5	5	0	1.0	8.0	2.0	12.0	2	0	0	0	0	0	1	1	0	0	0	0	0	0	0	0	W	39-14		
11/30	Ohio St.	P	1	0	1	0.0	0.0	0.0	0.0	0	0	0	0	0	0	0	0	0	0	0	0	0	0	0	0	L	27-56		
01/01	at Alabama	P	1	0	1	0.0	0.0	0.0	0.0	2	0	0	0	0	0	0	0	0	0	0	0	0	0	0	0	L	16-35		
<b>2019 TOTALS</b>			<b>13-9</b>	<b>35</b>	<b>23</b>	<b>12</b>	<b>8.5</b>	<b>65.0</b>	<b>11.5</b>	<b>74.0</b>	<b>8</b>	<b>0</b>	<b>0</b>	<b>0</b>	<b>0</b>	<b>2</b>	<b>2</b>	<b>1</b>	<b>0</b>	<b>0</b>	<b>0</b>	<b>0</b>	<b>0</b>	<b>0</b>	<b>0</b>	<b>0</b>	<b>9-4</b>		





# JUSTIN WATSON



**WIDE RECEIVER #84**  
**PENNSYLVANIA**

**7<sup>TH</sup>** YEAR IN THE NFL

**3<sup>RD</sup>** YEAR WITH THE CHIEFS

**HEIGHT:** 6'2"  
**WEIGHT:** 215 LBS  
**DRAFTED:** FA-22  
**BIRTHDAY:** 4/4/96

- 👁️ Watson enters his third season with the Chiefs in 2024.
- 👁️ Originally entered the NFL as a fifth-round pick (144th overall) by the Tampa Bay Buccaneers in the 2018 NFL Draft.

Re-signed with Kansas City (4/17/23) ... Signed with Kansas City (2/5/22) ... Released by Tampa Bay (1/31/22) ... Signed with Tampa Bay's practice squad (1/18/22) ... Released by Tampa Bay (1/15/22) ... Originally entered the NFL as a fifth-round pick (144th overall) by the Tampa Bay Buccaneers in the 2018 NFL Draft.

### Transactions:

### COLLEGE

Was a standout wide receiver at UPenn from 2014 to 2017 ... Finished his UPenn career first in receptions (286), first in receiving yards (3,777), first in receiving touchdowns (33), first in all-purpose yards (4,116), second in total touchdowns (34) and fourth in scoring (208 points) ... Was also decorated amongst other Ivy League players, finishing first in 100-yard games (19), consecutive games with a receiving touchdown (10) and consecutive games with a reception (40) ... 2015, 2016 Ivy League Champion ... Two-time Finalist for STATS FCS Walter Payton Award as FCS Offensive Player of the Year (2016, 2017) ... Two-time Finalist for STATS FCS Doris Robinson Award as Student-Athlete of the Year (2016-17) ... 2017 STATS FCS first-team All-American ... 2017 AP third-team All-American ... 2017 CollegeSportsMadness.com third-team All-American ... 2017 unanimous first-team All-Ivy ... 2017 ECAC All-Star ... 2017 National Football Foundation William V. Campbell Trophy Semifinalist as Scholar-Athlete of the Year ... 2017 *Philadelphia Inquirer* Academic All-Area Performer of the Year ... 2016 STATS FCS second-team All-American ... 2016 unanimous first-team All-Ivy ... 2016 ECAC All-Star ... 2016 Ivy League Offensive Player of the Week (10/31, 11/14) ... 2016 CoSIDA Academic All-District honoree ... 2016 FCS Athletic Directors Association Academic All-Star ... 2016 *Philadelphia Inquirer* Academic All-Area Performer of the Year ... 2015 STATS FCS third-team All-American ... 2015 unanimous first-team All-Ivy ... 2015 *Philadelphia Inquirer* Academic All-Area Performer of the Year ... 2015 Ivy League Offensive Player of the Week (9/27, 11/16) ... 2015 STATS FCS National Offensive Player of the Week (11/14) ... Three-time finalist for Ivy League Offensive Player of the Year (2015, 2016, 2017).

### PERSONAL

- 👁️ Lettered three years in football and served as team captain as a senior.
- 👁️ Named first-team All-State and All-Conference as a senior.
- 👁️ Set league records with 1,568 receiving yards and 22 touchdown receptions in a season (2013), which placed him fourth and third in state history in those categories, respectively.
- 👁️ Selected as 2013 *Almanac* MVP.
- 👁️ Named to *Pittsburgh Tribune-Review* Terrific 22, *Observer Reporter* Elite 11 and *Pittsburgh Post-Gazette* West Fabulous 22 as a senior.
- 👁️ Selected to 2014 Big 33 All Star Game.
- 👁️ Named to 2013 All-Academic Gold team by *Pennsylvania Football News*.
- 👁️ Member of the winningest class in South Fayette history at 49-6, including 27-1 over his final two seasons with a perfect 16-0 record en route to the 2013 state championship.
- 👁️ Also won three conference titles and two district championships.
- 👁️ Also lettered three years in basketball and served as captain as a senior.
- 👁️ Son of Terri and Doug Watson.
- 👁️ Was a finance major at the Wharton School at the University of Pennsylvania.



JUSTIN WATSON'S NFL REGULAR SEASON RUSHING/RECEIVING STATISTICS

DATE	TEAM	GP	GS	RECEIVING					RUSHING				
				NO.	YDS.	AVG.	LG	TD	NO.	YDS.	AVG.	LG	TD
2018	Buccaneers	12	0	1	5	5.0	5	0	0	0	0.0	0	0
2019	Buccaneers	16	2	15	159	10.6	17t	2	0	0	0.0	0	0
2020	Buccaneers	11	2	7	94	13.4	36	0	0	0	0.0	0	0
2021	Buccaneers	1	0	0	0	0.0	0	0	0	0	0.0	0	0
2022	Chiefs	17	5	15	315	21.0	67	2	0	0	0.0	0	0
2023	Chiefs	16	8	27	460	17.0	41	3	0	0	0.0	0	0
2024	Chiefs	12	4	19	224	11.8	25	1	0	0	0.0	0	0
<b>NFL TOTALS</b>		<b>85</b>	<b>21</b>	<b>84</b>	<b>1,257</b>	<b>15.0</b>	<b>67</b>	<b>8</b>	<b>0</b>	<b>0</b>	<b>0.0</b>	<b>0</b>	<b>0</b>

JUSTIN WATSON'S NFL POSTSEASON RUSHING/RECEIVING STATISTICS

DATE	TEAM	GP	GS	RECEIVING					RUSHING				
				NO.	YDS.	AVG.	LG	TD	NO.	YDS.	AVG.	LG	TD
2020	Buccaneers	1	0	0	0	0.0	0	0	0	0	0.0	0	0
2021	Buccaneers	0	0	0	0	0.0	0	0	0	0	0.0	0	0
2022	Chiefs	2	0	3	30	10.0	12	0	0	0	0.0	0	0
2023	Chiefs	4	1	6	90	15.0	25	0	0	0	0.0	0	0
<b>NFL TOTALS</b>		<b>7</b>	<b>1</b>	<b>9</b>	<b>120</b>	<b>13.3</b>	<b>25</b>	<b>0</b>	<b>0</b>	<b>0</b>	<b>0.0</b>	<b>0</b>	<b>0</b>

JUSTIN WATSON'S NFL REGULAR SEASON RETURN STATISTICS

DATE	TEAM	KICKOFF RETURNS					PUNT RETURNS					
		RET.	YDS.	AVG.	LG	TD	NO.	FC	YDS.	AVG.	LG	TD
2018	Buccaneers	0	0	0.0	0	0	0	0	0	0.0	0	0
2019	Buccaneers	0	0	0.0	0	0	2	5	3	1.5	7	0
2020	Buccaneers	2	19	9.5	13	0	0	0	0	0.0	0	0
2021	Buccaneers	0	0	0.0	0	0	0	0	0	0.0	0	0
2022	Chiefs	0	0	0.0	0	0	5	3	39	7.8	17	0
2023	Chiefs	0	0	0.0	0	0	0	0	0	0.0	0	0
2024	Chiefs	0	0	0.0	0	0	0	0	0	0.0	0	0
<b>NFL TOTALS</b>		<b>2</b>	<b>19</b>	<b>9.5</b>	<b>13</b>	<b>0</b>	<b>7</b>	<b>8</b>	<b>42</b>	<b>6.0</b>	<b>17</b>	<b>0</b>

JUSTIN WATSON'S NFL POSTSEASON RETURN STATISTICS

DATE	TEAM	KICKOFF RETURNS					PUNT RETURNS					
		RET.	YDS.	AVG.	LG	TD	NO.	FC	YDS.	AVG.	LG	TD
2020	Buccaneers	0	0	0.0	0	0	0	0	0	0.0	0	0
2021	Buccaneers	0	0	0.0	0	0	0	0	0	0.0	0	0
2022	Chiefs	0	0	0.0	0	0	0	0	0	0.0	0	0
2023	Chiefs	0	0	0.0	0	0	0	0	0	0.0	0	0
<b>NFL TOTALS</b>		<b>0</b>	<b>0</b>	<b>0.0</b>	<b>0</b>	<b>0</b>	<b>0</b>	<b>0</b>	<b>0</b>	<b>0.0</b>	<b>0</b>	<b>0</b>



SINGLE-GAME HIGHS: RUSHING/RECEIVING

<b>Receptions</b>	5 vs. Philadelphia, Nov 20, 2023 5 vs. Houston, Dec 21, 2019 5 vs. Indianapolis, Dec 08, 2019 4 vs. Las Vegas, Dec 25, 2023 ...1 more at 4.
<b>Receiving Yards</b>	67 at Las Vegas, Jan 07, 2023 67 at L.A. Chargers, Nov 20, 2022 62 at Jacksonville, Sep 17, 2023 59 vs. Indianapolis, Dec 08, 2019 56 at Minnesota, Oct 08, 2023
<b>Receiving Average</b>	22.3 at L.A. Chargers, Nov 20, 2022 20.7 at Jacksonville, Sep 17, 2023 14.3 vs. Tampa Bay, Nov 04, 2024 11.8 vs. Indianapolis, Dec 08, 2019 11.0 at Las Vegas, Oct 27, 2024
<b>Longest Receptions</b>	67 at Las Vegas, Jan 07, 2023 41 vs. Cincinnati, Dec 31, 2023 41t vs. L.A. Chargers, Sep 15, 2022 37 vs. Chicago, Sep 24, 2023 36 vs. Carolina, Sep 20, 2020
<b>Receiving TDs</b>	1 vs. Las Vegas, Dec 25, 2023 1 at Las Vegas, Nov 26, 2023 1 vs. Philadelphia, Nov 20, 2023 ...4 more at 1.
<b>All-Purpose Yards</b>	67 at Las Vegas, Jan 07, 2023 67 at L.A. Chargers, Nov 20, 2022 62 at Jacksonville, Sep 17, 2023 62 vs. Indianapolis, Dec 08, 2019 56 at Minnesota, Oct 08, 2023
<b>Kickoff Returns</b>	1 vs. Kansas City, Nov 29, 2020 1 at N.Y. Giants, Nov 02, 2020
<b>Kickoff Return Yards</b>	13 at N.Y. Giants, Nov 02, 2020 6 vs. Kansas City, Nov 29, 2020
<b>Longest Kickoff Return</b>	13 at N.Y. Giants, Nov 02, 2020 6 vs. Kansas City, Nov 29, 2020

<b>Fair Catches</b>	3 at Detroit, Dec 15, 2019 2 vs. Indianapolis, Dec 08, 2019 1 at Denver, Dec 11, 2022 1 at Cincinnati, Dec 04, 2022 1 vs. L.A. Rams, Nov 27, 2022
<b>Punt Return Yards</b>	22 at Denver, Dec 11, 2022 17 vs. Tennessee, Nov 06, 2022 3 vs. Indianapolis, Dec 08, 2019
<b>Longest Punt Return</b>	17 vs. Tennessee, Nov 06, 2022 7 at Denver, Dec 11, 2022 7 at Denver, Dec 11, 2022 7 at Denver, Dec 11, 2022 ...1 more at 7.
<b>Punt Returns</b>	4 at Denver, Dec 11, 2022 2 vs. Indianapolis, Dec 08, 2019 1 vs. Tennessee, Nov 06, 2022
<b>Punt Return Average</b>	5.5 at Denver, Dec 11, 2022
<b>Special Teams Tackles</b>	2 at Carolina, Nov 15, 2020 2 at New Orleans, Sep 13, 2020 2 vs. Arizona, Nov 10, 2019 1 at New England, Dec 17, 2023 ...14 more at 1.
<b>Most TDs</b>	1 vs. Las Vegas, Nov 29, 2024 1 vs. Las Vegas, Dec 25, 2023 1 at Las Vegas, Nov 26, 2023 ...5 more at 1.
<b>Miscellaneous Tackles</b>	1 at Jacksonville, Sep 17, 2023

SINGLE-GAME HIGHS - POSTSEASON: RUSHING/RECEIVING

<b>Receptions</b>	3 vs. San Francisco, Feb 11, 2024 2 vs. Miami, Jan 13, 2024 2 at Philadelphia, Feb 12, 2023 1 at Baltimore, Jan 28, 2024 1 vs. Jacksonville, Jan 21, 2023
<b>Receiving Yards</b>	54 vs. San Francisco, Feb 11, 2024 20 vs. Miami, Jan 13, 2024 18 at Philadelphia, Feb 12, 2023 16 at Baltimore, Jan 28, 2024 12 vs. Jacksonville, Jan 21, 2023
<b>Receiving Average</b>	18.0 vs. San Francisco, Feb 11, 2024
<b>Longest Receptions</b>	25 vs. San Francisco, Feb 11, 2024 21 vs. San Francisco, Feb 11, 2024 16 at Baltimore, Jan 28, 2024 12 at Philadelphia, Feb 12, 2023 12 vs. Jacksonville, Jan 21, 2023

<b>All-Purpose Yards</b>	54 vs. San Francisco, Feb 11, 2024 20 vs. Miami, Jan 13, 2024 18 at Philadelphia, Feb 12, 2023 16 at Baltimore, Jan 28, 2024 12 vs. Jacksonville, Jan 21, 2023 1 at Green Bay, Jan 24, 2021
<b>Special Teams Tackles</b>	1 at Green Bay, Jan 24, 2021
<b>Longest Own Fumble Return</b>	2 vs. San Francisco, Feb 11, 2024



2018 GAME-BY-GAME REGULAR-SEASON STATISTICS (BUCCANEERS)

DATE	OPPONENT	P/S	RECEIVING					RUSHING					W/L	SCORE
			NO.	YDS.	AVG.	LG	TD	NO.	YDS.	AVG.	LG	TD		
09/09	at Saints												W	48-40
09/16	Eagles												W	27-21
09/24	Steelers												L	27-30
09/30	at Bears	P	0	0	0.0	0	0	0	0	0.0	0	0	L	10-48
10/14	at Falcons	P	0	0	0.0	0	0	0	0	0.0	0	0	L	29-34
10/21	Browns	P	0	0	0.0	0	0	0	0	0.0	0	0	W	26-23+
10/28	at Bengals	P	1	5	5.0	5	0	0	0	0.0	0	0	L	34-37
11/04	at Panthers	P	0	0	0.0	0	0	0	0	0.0	0	0	L	28-42
11/11	Redskins	P	0	0	0.0	0	0	0	0	0.0	0	0	L	3-16
11/18	at Giants	P	0	0	0.0	0	0	0	0	0.0	0	0	L	35-38
11/25	49ers	P	0	0	0.0	0	0	0	0	0.0	0	0	W	27-9
12/02	Panthers	P	0	0	0.0	0	0	0	0	0.0	0	0	W	24-17
12/09	Saints	P	0	0	0.0	0	0	0	0	0.0	0	0	L	14-28
12/16	at Ravens	P	0	0	0.0	0	0	0	0	0.0	0	0	L	12-20
12/23	at Cowboys												L	20-27
12/30	Falcons	P	0	0	0.0	0	0	0	0	0.0	0	0	L	32-34
<b>2018 TOTALS</b>		<b>12-0</b>	<b>1</b>	<b>5</b>	<b>5.0</b>	<b>5</b>	<b>0</b>	<b>0</b>	<b>0</b>	<b>0.0</b>	<b>0</b>	<b>0</b>	<b>5-11</b>	

+ - Overtime

2019 GAME-BY-GAME REGULAR-SEASON STATISTICS (BUCCANEERS)

DATE	OPPONENT	P/S	RECEIVING					RUSHING					W/L	SCORE
			NO.	YDS.	AVG.	LG	TD	NO.	YDS.	AVG.	LG	TD		
09/08	49ers	P	0	0	0.0	0	0	0	0	0.0	0	0	L	17-31
09/12	at Panthers	P	0	0	0.0	0	0	0	0	0.0	0	0	W	20-14
09/22	Giants	P	0	0	0.0	0	0	0	0	0.0	0	0	L	31-32
09/29	at Rams	P	1	13	13.0	13	0	0	0	0.0	0	0	W	55-40
10/06	at Saints	P	0	0	0.0	0	0	0	0	0.0	0	0	L	24-31
10/13	Panthers	P	0	0	0.0	0	0	0	0	0.0	0	0	L	26-37
10/27	at Titans	P	0	0	0.0	0	0	0	0	0.0	0	0	L	23-27
11/03	at Seahawks	P	0	0	0.0	0	0	0	0	0.0	0	0	L	34-40+
11/10	Cardinals	P	0	0	0.0	0	0	0	0	0.0	0	0	W	30-27
11/17	Saints	P	0	0	0.0	0	0	0	0	0.0	0	0	L	17-34
11/24	at Falcons	P	0	0	0.0	0	0	0	0	0.0	0	0	W	35-22
12/01	at Jaguars	P	0	0	0.0	0	0	0	0	0.0	0	0	W	28-11
12/08	Colts	P	5	59	11.8	17t	1	0	0	0.0	0	0	W	38-35
12/15	at Lions	P	2	17	8.5	12	0	0	0	0.0	0	0	W	38-17
12/21	Texans	S	5	43	8.6	12	1	0	0	0.0	0	0	L	20-23
12/29	Falcons	S	2	27	13.5	17	0	0	0	0.0	0	0	L	22-28+
<b>2019 TOTALS</b>		<b>16-2</b>	<b>15</b>	<b>159</b>	<b>10.6</b>	<b>17T</b>	<b>2</b>	<b>0</b>	<b>0</b>	<b>0.0</b>	<b>0</b>	<b>0</b>	<b>7-9</b>	

+ - Overtime

2020 GAME-BY-GAME REGULAR-SEASON STATISTICS (BUCCANEERS)

DATE	OPPONENT	P/S	RECEIVING					RUSHING					W/L	SCORE
			NO.	YDS.	AVG.	LG	TD	NO.	YDS.	AVG.	LG	TD		
09/13	at Saints	P	1	6	6.0	6	0	0	0	0.0	0	0	L	23-34
09/20	Panthers	S	2	48	24.0	36	0	0	0	0.0	0	0	W	31-17
09/27	at Broncos												W	28-10
10/04	Chargers	S	4	40	10.0	15	0	0	0	0.0	0	0	W	38-31
10/08	at Bears												L	19-20
10/18	Packers	P	0	0	0.0	0	0	0	0	0.0	0	0	W	38-10
10/25	at Raiders	P	0	0	0.0	0	0	0	0	0.0	0	0	W	45-20
11/02	at Giants	P	0	0	0.0	0	0	0	0	0.0	0	0	W	25-23
11/08	Saints												L	3-38
11/15	at Panthers	P	0	0	0.0	0	0	0	0	0.0	0	0	W	46-23
11/23	Rams	P	0	0	0.0	0	0	0	0	0.0	0	0	L	24-27
11/29	Chiefs	P	0	0	0.0	0	0	0	0	0.0	0	0	L	24-27
12/13	Vikings	P	0	0	0.0	0	0	0	0	0.0	0	0	W	26-14
12/20	at Falcons												W	31-27
12/26	at Lions												W	47-7
01/03	Falcons	P	0	0	0.0	0	0	0	0	0.0	0	0	W	44-27
<b>2020 TOTALS</b>		<b>11-2</b>	<b>7</b>	<b>94</b>	<b>13.4</b>	<b>36</b>	<b>0</b>	<b>0</b>	<b>0</b>	<b>0.0</b>	<b>0</b>	<b>0</b>	<b>11-5</b>	



2021 GAME-BY-GAME REGULAR-SEASON STATISTICS (BUCCANEERS)

DATE	OPPONENT	P/S	RECEIVING					RUSHING					W/L	SCORE
			NO.	YDS.	AVG.	LG	TD	NO.	YDS.	AVG.	LG	TD		
09/09	Cowboys												W	31-29
09/19	Falcons												W	48-25
09/26	at Rams												L	24-34
10/03	at Patriots												W	19-17
10/10	Dolphins												W	45-17
10/14	at Eagles												W	28-22
10/24	Bears												W	38-3
10/31	at Saints												L	27-36
11/14	at Football Team												L	19-29
11/22	Giants												W	30-10
11/28	at Colts												W	38-31
12/05	at Falcons												W	30-17
12/12	Bills												W	33-27+
12/19	Saints												L	0-9
12/26	at Panthers	P	0	0	0.0	0	0	0	0	0.0	0	0	W	32-6
01/02	at Jets												W	28-24
01/09	Panthers												W	41-17
<b>2021 TOTALS</b>		<b>1-0</b>	<b>0</b>	<b>0</b>	<b>0.0</b>	<b>0</b>	<b>0</b>	<b>0</b>	<b>0</b>	<b>0.0</b>	<b>0</b>	<b>0</b>	<b>13-4</b>	

+ - Overtime

2022 GAME-BY-GAME REGULAR-SEASON STATISTICS (CHIEFS)

DATE	OPPONENT	P/S	RECEIVING					RUSHING					W/L	SCORE
			NO.	YDS.	AVG.	LG	TD	NO.	YDS.	AVG.	LG	TD		
09/11	at Cardinals	P	0	0	0.0	0	0	0	0	0.0	0	0	W	44-21
09/15	Chargers	P	2	50	25.0	41t	1	0	0	0.0	0	0	W	27-24
09/25	at Colts	P	0	0	0.0	0	0	0	0	0.0	0	0	L	17-20
10/02	at Buccaneers	P	0	0	0.0	0	0	0	0	0.0	0	0	W	41-31
10/10	Raiders	P	1	10	10.0	10	0	0	0	0.0	0	0	W	30-29
10/16	Bills	P	0	0	0.0	0	0	0	0	0.0	0	0	L	20-24
10/23	at 49ers	P	1	4	4.0	4t	1	0	0	0.0	0	0	W	44-23
11/06	Titans	P	2	37	18.5	31	0	0	0	0.0	0	0	W	20-17+
11/13	Jaguars	P	1	12	12.0	12	0	0	0	0.0	0	0	W	27-17
11/20	at Chargers	S	3	67	22.3	29	0	0	0	0.0	0	0	W	30-27
11/27	Rams	S	2	26	13.0	14	0	0	0	0.0	0	0	W	26-10
12/04	at Bengals	S	1	15	15.0	15	0	0	0	0.0	0	0	L	24-27
12/11	at Broncos	S	0	0	0.0	0	0	0	0	0.0	0	0	W	34-28
12/18	at Texans	P	0	0	0.0	0	0	0	0	0.0	0	0	W	30-24+
12/24	Seahawks	S	0	0	0.0	0	0	0	0	0.0	0	0	W	24-10
01/01	Broncos	P	1	27	27.0	27	0	0	0	0.0	0	0	W	27-24
01/07	at Raiders	P	1	67	67.0	67	0	0	0	0.0	0	0	W	31-13
<b>2022 TOTALS</b>		<b>17-5</b>	<b>15</b>	<b>315</b>	<b>21.0</b>	<b>67</b>	<b>2</b>	<b>0</b>	<b>0</b>	<b>0.0</b>	<b>0</b>	<b>0</b>	<b>14-3</b>	

+ - Overtime

2023 GAME-BY-GAME REGULAR-SEASON STATISTICS (CHIEFS)

DATE	OPPONENT	P/S	RECEIVING					RUSHING					W/L	SCORE
			NO.	YDS.	AVG.	LG	TD	NO.	YDS.	AVG.	LG	TD		
09/07	Lions	P	2	45	22.5	26	0	0	0	0.0	0	0	L	20-21
09/17	at Jaguars	S	3	62	20.7	34	0	0	0	0.0	0	0	W	17-9
09/24	Bears	P	2	51	25.5	37	0	0	0	0.0	0	0	W	41-10
10/01	at Jets	S	1	5	5.0	5	0	0	0	0.0	0	0	W	23-20
10/08	at Vikings	P	2	56	28.0	33	0	0	0	0.0	0	0	W	27-20
10/12	Broncos	P	0	0	0.0	0	0	0	0	0.0	0	0	W	19-8
10/22	Chargers												W	31-17
10/29	at Broncos	P	2	42	21.0	27	0	0	0	0.0	0	0	L	9-24
11/05	Dolphins	S	2	15	7.5	8	0	0	0	0.0	0	0	W	21-14
11/20	Eagles	P	5	53	10.6	17	1	0	0	0.0	0	0	L	17-21
11/26	at Raiders	S	1	3	3.0	3t	1	0	0	0.0	0	0	W	31-17
12/03	at Packers	S	0	0	0.0	0	0	0	0	0.0	0	0	L	19-27
12/10	Bills	P	1	18	18.0	18	0	0	0	0.0	0	0	L	17-20
12/17	at Patriots	S	1	31	31.0	31	0	0	0	0.0	0	0	W	27-17
12/25	Raiders	S	4	38	9.5	11	1	0	0	0.0	0	0	L	14-20
12/31	Bengals	S	1	41	41.0	41	0	0	0	0.0	0	0	W	25-17
01/07	at Chargers	P	0	0	0.0	0	0	0	0	0.0	0	0	W	13-12
<b>2023 TOTALS</b>		<b>16-8</b>	<b>27</b>	<b>460</b>	<b>17.0</b>	<b>41</b>	<b>3</b>	<b>0</b>	<b>0</b>	<b>0.0</b>	<b>0</b>	<b>0</b>	<b>11-6</b>	



2024 GAME-BY-GAME REGULAR-SEASON STATISTICS (CHIEFS)

DATE	OPPONENT	P/S	RECEIVING					RUSHING					W/L	SCORE	
			NO.	YDS.	AVG.	LG	TD	NO.	YDS.	AVG.	LG	TD			
09/05	Ravens	P	1	25	25.0	25	0	0	0	0.0	0	0	0	W	27-20
09/15	Bengals	P	2	22	11.0	16	0	0	0	0.0	0	0	0	W	26-25
09/22	at Falcons	S	1	13	13.0	13	0	0	0	0.0	0	0	0	W	22-17
09/29	at Chargers	S	2	27	13.5	17	0	0	0	0.0	0	0	0	W	17-10
10/07	Saints	S	0	0	0.0	0	0	0	0	0.0	0	0	0	W	26-13
10/20	at 49ers	P	1	8	8.0	8	0	0	0	0.0	0	0	0	W	28-18
10/27	at Raiders	S	3	33	11.0	19	0	0	0	0.0	0	0	0	W	27-20
11/04	Buccaneers	P	3	43	14.3	19	0	0	0	0.0	0	0	0	W	30-24+
11/10	Broncos	P	2	6	3.0	5	0	0	0	0.0	0	0	0	W	16-14
11/17	at Bills	P	2	26	13.0	16	0	0	0	0.0	0	0	0	L	21-30
11/24	at Panthers	P	1	15	15.0	15	0	0	0	0.0	0	0	0	W	30-27
11/29	Raiders	P	1	6	6.0	6t	1	0	0	0.0	0	0	0	W	19-17
<b>2024 TOTALS</b>		<b>12-4</b>	<b>19</b>	<b>224</b>	<b>11.8</b>	<b>25</b>	<b>1</b>	<b>0</b>	<b>0</b>	<b>0.0</b>	<b>0</b>	<b>0</b>	<b>0</b>	<b>11-1</b>	

+ - Overtime

2020 GAME-BY-GAME POSTSEASON STATISTICS (BUCCANEERS)

DATE	OPPONENT	P/S	RECEIVING					RUSHING					W/L	SCORE	
			NO.	YDS.	AVG.	LG	TD	NO.	YDS.	AVG.	LG	TD			
01/09	at Football Team													W	31-23
01/17	at Saints													W	30-20
01/24	at Packers	P	0	0	0.0	0	0	0	0	0.0	0	0	0	W	31-26
02/07	Chiefs													W	31-9
<b>2020 TOTALS</b>		<b>1-0</b>	<b>0</b>	<b>0</b>	<b>0.0</b>	<b>0</b>	<b>0</b>	<b>0</b>	<b>0</b>	<b>0.0</b>	<b>0</b>	<b>0</b>	<b>0</b>	<b>4-0</b>	

2021 GAME-BY-GAME POSTSEASON STATISTICS (BUCCANEERS)

DATE	OPPONENT	P/S	RECEIVING					RUSHING					W/L	SCORE	
			NO.	YDS.	AVG.	LG	TD	NO.	YDS.	AVG.	LG	TD			
01/16	Eagles													W	31-15
01/23	Rams													L	27-30
<b>2021 TOTALS</b>		<b>0-0</b>	<b>0</b>	<b>0</b>	<b>0.0</b>	<b>0</b>	<b>0</b>	<b>0</b>	<b>0</b>	<b>0.0</b>	<b>0</b>	<b>0</b>	<b>0</b>	<b>1-1</b>	

2022 GAME-BY-GAME POSTSEASON STATISTICS (CHIEFS)

DATE	OPPONENT	P/S	RECEIVING					RUSHING					W/L	SCORE	
			NO.	YDS.	AVG.	LG	TD	NO.	YDS.	AVG.	LG	TD			
01/21	Jaguars	P	1	12	12.0	12	0	0	0	0.0	0	0	0	W	27-20
01/29	Bengals													W	23-20
02/12	at Eagles	P	2	18	9.0	12	0	0	0	0.0	0	0	0	W	38-35
<b>2022 TOTALS</b>		<b>2-0</b>	<b>3</b>	<b>30</b>	<b>10.0</b>	<b>12</b>	<b>0</b>	<b>0</b>	<b>0</b>	<b>0.0</b>	<b>0</b>	<b>0</b>	<b>0</b>	<b>3-0</b>	

2023 GAME-BY-GAME POSTSEASON STATISTICS (CHIEFS)

DATE	OPPONENT	P/S	RECEIVING					RUSHING					W/L	SCORE	
			NO.	YDS.	AVG.	LG	TD	NO.	YDS.	AVG.	LG	TD			
01/13	Dolphins	P	2	20	10.0	10	0	0	0	0.0	0	0	0	W	26-7
01/21	at Bills	P	0	0	0.0	0	0	0	0	0.0	0	0	0	W	27-24
01/28	at Ravens	S	1	16	16.0	16	0	0	0	0.0	0	0	0	W	17-10
02/11	49ers	P	3	54	18.0	25	0	0	0	0.0	0	0	0	W	25-22+
<b>2023 TOTALS</b>		<b>4-1</b>	<b>6</b>	<b>90</b>	<b>15.0</b>	<b>25</b>	<b>0</b>	<b>0</b>	<b>0</b>	<b>0.0</b>	<b>0</b>	<b>0</b>	<b>0</b>	<b>4-0</b>	

+ - Overtime





# CARSON WENTZ

QUARTERBACK #11  
NORTH DAKOTA STATE



9TH YEAR IN THE NFL

1ST YEAR WITH THE CHIEFS

HEIGHT: 6'5"  
WEIGHT: 237 LBS  
DRAFTED: FA-24  
BIRTHDAY: 12/30/92

- Wentz enters his first season with the Chiefs in 2024.
- Originally entered the NFL as a first-round pick (second overall) in the 2016 NFL Draft.

### Career Highlights:

- Recorded five rushing touchdowns in 2020 which were the most by an Eagles QB since Michael Vick in 2010.
- Finished the 2019 regular season as the only quarterback to throw a touchdown in all 16 regular seasons games, leading the Eagles to an NFC East division title.
- Registered the highest completion percentage in Eagles single-season history (.696) in 2018.
- In 2017, Wentz led the Eagles to an 11-2 record in games he started (sustained season-ending knee injury in Week 14).
- Was a member of the Super Bowl LII winning Eagles team, sidelined with a knee injury in Week 14.
- Set Eagles franchise record for single-seasons passing touchdowns with 33.
- Set an Eagles and all-time NFL rookie record in 2016 with 379 completions, while posting a franchise rookie record in pass attempts (607), passing yards (3,782), completion

- percentage (.624), passing TDs (16) and passer rating (79.3).
- Threw for the fourth-most passing yards (3,782) in single-season Eagles history in 2016.
- His 2016 completion percentage of .624 was the third-highest mark by a rookie in NFL history.
- Became the fourth rookie in NFL history to throw for 3,500+ yards while completing more than 60 percent of their passes in 2016.
- Played five seasons (2016-20) for the Philadelphia Eagles.

### Honors:

- Named second-team AP All-Pro following the 2017 season.
- Selected to Pro Bowl following the 2017 season.
- 2017 Bert Bell Trophy (Maxwell Club Player of the Year).

**Transactions:** Signed by Kansas City (4/2/24) ... Signed by the Los Angeles Rams (11/07/23) ... Cut by Washington (2/27/23) ... Traded to Washington (3/16/22) ... Traded to Indianapolis (3/17/21) ... Re-signed by Philadelphia (6/6/2019) ... Originally entered the NFL as a first-round pick (second overall) in the 2016 NFL Draft.

## COLLEGE

Played five years for North Dakota State University ... Was a two-year team captain for the 2014 and 2015 squads ... Went on to win the NCAA Division I FCS National Championship both years as captain ... Went 20-3 as a starter ... Missed eight games his senior year due to a broken wrist but returned for FCS National Championship Game ... Was the first North Dakota native to quarterback the Bison to a national championship ... Finished his career at NDSU third in team history for passing attempts (612), completions (392), yards (5,115), touchdowns (45) and completion percentage (.641) ... Was voted his junior and senior years as Most Outstanding Player of the NCAA Championship Game ... As a senior in 2015, started six games before being sidelined with a wrist injury ... Returned for the National Championship Game going 16-for-29 for 197 yards and one touchdown for the win over Jacksonville State ... Was Missouri Valley Football Conference Offensive Player of the Week after Northern Iowa win ... As a junior in 2014, started 16 games ... Set NDSU single-season record for passing attempts, completions, yards and total offense per game ... Threw for 3,111 yards and completed 228 passes with 25 touchdowns ... Was second-leading rusher with 138 carries for 642 yards and six touchdowns ... As a sophomore in 2013, played in 11 games and completed 22-of-30 passes ... Threw for 209 yards and one touchdown ... Received MVFC Honor Roll and Commissioner's Academic Excellence Award ... Was NCAA Elite 89 award winner for the highest GPA at FCS National Championship Game ... Was a freshman in 2012, appearing in eight games and completing 12-of-16 passes for 144 yards and two touchdowns ... Was awarded MVFC Honor Roll and Commissioner's Academic Excellence Award ... Redshirted in 2011 and was named to MVFC Honor Roll.

## PERSONAL

- Majored in health education and physical education with a minor in psychology.
- Maintained a cumulative 4.0 GPA through his senior season.
- Son of Doug Wentz and Cathy Anhalt, both North Dakota natives.

### REGULAR SEASON COMPARISON: PASSING - LOS ANGELES CHARGERS

DATE	OPP	W/L	GP/GS	C	ATT	YDS.	AVG.	TD	LG	INT	SK	SKYD	RTG
10/1/17	PHI @ LAC	W	S	17	31	242	7.8	1	38	0	1	2	91.1
<b>TOTALS</b>		<b>1/0</b>	<b>1/1</b>	<b>17</b>	<b>31</b>	<b>242</b>	<b>7.8</b>	<b>1</b>	<b>38</b>	<b>0</b>	<b>1</b>	<b>2</b>	<b>--</b>



CARSON WENTZ'S NFL REGULAR SEASON PASSING STATISTICS

DATE	TEAM	GP	GS	ATT.	CMP.	PCT.	YDS	AVG.	TD	INT.	LG	SK	LST	RATE
2016	Eagles	16	16	607	379	62.4	3,782	6.2	16	14	73t	33	213	79.3
2017	Eagles	13	13	440	265	60.2	3,296	7.5	33	7	72t	28	162	101.9
2018	Eagles	11	11	401	279	69.6	3,074	7.7	21	7	58	31	202	102.2
2019	Eagles	16	16	607	388	63.9	4,039	6.7	27	7	53t	37	230	93.1
2020	Eagles	12	12	437	251	57.4	2,620	6.0	16	15	59	50	326	72.8
2021	Colts	17	17	516	322	62.4	3,563	6.9	27	7	76t	32	227	94.6
2022	Commanders	8	7	276	172	62.3	1,755	6.4	11	9	75t	26	159	80.2
2023	Commanders	0	0	0	0	0.0	0	0.0	0	0	0	0	0	0.0
Went from <b>Washington</b> to <b>L.A. Rams</b> .														
2023	Rams	2	1	24	17	70.8	163	6.8	2	1	29	2	14	99.8
2023	<b>TOTAL</b>	<b>2</b>	<b>1</b>	<b>24</b>	<b>17</b>	<b>70.8</b>	<b>163</b>	<b>6.8</b>	<b>2</b>	<b>1</b>	<b>29</b>	<b>2</b>	<b>14</b>	<b>99.8</b>
2024	Chiefs	1	0	0	0	0.0	0	0.0	0	0	0	0	0	0.0
<b>TOTALS</b>		<b>96</b>	<b>93</b>	<b>3,308</b>	<b>2,073</b>	<b>62.7</b>	<b>22,292</b>	<b>6.7</b>	<b>153</b>	<b>67</b>	<b>76T</b>	<b>239</b>	<b>1,533</b>	<b>89.4</b>

CARSON WENTZ'S NFL POSTSEASON PASSING STATISTICS

DATE	TEAM	GP	GS	ATT.	CMP.	PCT.	YDS	AVG.	TD	INT.	LG	SK	LST	RATE
2017	Eagles	0	0	0	0	0.0	0	0.0	0	0	0	0	0	0.0
2018	Eagles	0	0	0	0	0.0	0	0.0	0	0	0	0	0	0.0
2019	Eagles	1	1	4	1	25.0	3	0.8	0	0	3	1	1	39.6
2023	Rams	0	0	0	0	0.0	0	0.0	0	0	0	0	0	0.0
<b>TOTALS</b>		<b>1</b>	<b>1</b>	<b>4</b>	<b>1</b>	<b>25.0</b>	<b>3</b>	<b>0.8</b>	<b>0</b>	<b>0</b>	<b>3</b>	<b>1</b>	<b>1</b>	<b>39.6</b>

CARSON WENTZ'S NFL REGULAR SEASON RUSHING STATISTICS

DATE	TEAM	NO.	YDS.	AVG.	LG	TD
2016	Eagles	46	150	3.3	17	2
2017	Eagles	64	299	4.7	24	0
2018	Eagles	34	93	2.7	13	0
2019	Eagles	62	243	3.9	19	1
2020	Eagles	52	276	5.3	40	5
2021	Colts	57	215	3.8	18	1
2022	Commanders	22	86	3.9	18	1
2023	Commanders	0	0	0.0	0	0
Went from <b>Washington</b> to <b>L.A. Rams</b> .						
2023	Rams	17	56	3.3	12t	1
2023	<b>TOTAL</b>	<b>17</b>	<b>56</b>	<b>3.3</b>	<b>12t</b>	<b>1</b>
2024	Chiefs	0	0	0.0	0	0
<b>TOTALS</b>		<b>354</b>	<b>1,418</b>	<b>4.0</b>	<b>40</b>	<b>11</b>

CARSON WENTZ'S NFL POSTSEASON RUSHING STATISTICS

DATE	TEAM	NO.	YDS.	AVG.	LG	TD
2017	Eagles	0	0	0.0	0	0
2018	Eagles	0	0	0.0	0	0
2019	Eagles	0	0	0.0	0	0
2023	Rams	0	0	0.0	0	0
<b>TOTALS</b>		<b>0</b>	<b>0</b>	<b>0.0</b>	<b>0</b>	<b>0</b>



CARSON WENTZ'S NFL REGULAR SEASON PASSING/RUSHING STATISTICS

DATE	TEAM	GP	GS	PASSING										RUSHING					
				ATT.	CMP.	PCT.	YDS	AVG.	TD	INT.	LG	SK	LST	RATE	NO.	YDS.	AVG.	LG	TD
2016	Eagles	16	16	607	379	62.4	3,782	6.2	16	14	73t	33	213	79.3	46	150	3.3	17	2
2017	Eagles	13	13	440	265	60.2	3,296	7.5	33	7	72t	28	162	101.9	64	299	4.7	24	0
2018	Eagles	11	11	401	279	69.6	3,074	7.7	21	7	58	31	202	102.2	34	93	2.7	13	0
2019	Eagles	16	16	607	388	63.9	4,039	6.7	27	7	53t	37	230	93.1	62	243	3.9	19	1
2020	Eagles	12	12	437	251	57.4	2,620	6.0	16	15	59	50	326	72.8	52	276	5.3	40	5
2021	Colts	17	17	516	322	62.4	3,563	6.9	27	7	76t	32	227	94.6	57	215	3.8	18	1
2022	Commanders	8	7	276	172	62.3	1,755	6.4	11	9	75t	26	159	80.2	22	86	3.9	18	1
2023	Commanders	0	0	0	0	0.0	0	0.0	0	0	0	0	0	0.0	0	0	0.0	0	0
Went from <b>Washington</b> to <b>L.A. Rams</b> .																			
2023	Rams	2	1	24	17	70.8	163	6.8	2	1	29	2	14	99.8	17	56	3.3	12t	1
2023	<b>TOTAL</b>	<b>2</b>	<b>1</b>	<b>24</b>	<b>17</b>	<b>70.8</b>	<b>163</b>	<b>6.8</b>	<b>2</b>	<b>1</b>	<b>29</b>	<b>2</b>	<b>14</b>	<b>99.8</b>	<b>17</b>	<b>56</b>	<b>3.3</b>	<b>12t</b>	<b>1</b>
2024	Chiefs	1	0	0	0	0.0	0	0.0	0	0	0	0	0	0.0	0	0	0.0	0	0
<b>TOTALS</b>		<b>96</b>	<b>93</b>	<b>3,308</b>	<b>2,073</b>	<b>62.7</b>	<b>22,292</b>	<b>6.7</b>	<b>153</b>	<b>67</b>	<b>76T</b>	<b>239</b>	<b>1,533</b>	<b>89.4</b>	<b>354</b>	<b>1,418</b>	<b>4.0</b>	<b>40</b>	<b>11</b>

CARSON WENTZ'S NFL POSTSEASON PASSING/RUSHING STATISTICS

DATE	TEAM	GP	GS	PASSING										RUSHING					
				ATT.	CMP.	PCT.	YDS	AVG.	TD	INT.	LG	SK	LST	RATE	NO.	YDS.	AVG.	LG	TD
2017	Eagles	0	0	0	0	0.0	0	0.0	0	0	0	0	0	0.0	0	0	0.0	0	0
2018	Eagles	0	0	0	0	0.0	0	0.0	0	0	0	0	0	0.0	0	0	0.0	0	0
2019	Eagles	1	1	4	1	25.0	3	0.8	0	0	3	1	1	39.6	0	0	0.0	0	0
2023	Rams	0	0	0	0	0.0	0	0.0	0	0	0	0	0	0.0	0	0	0.0	0	0
<b>TOTALS</b>		<b>1</b>	<b>1</b>	<b>4</b>	<b>1</b>	<b>25.0</b>	<b>3</b>	<b>0.8</b>	<b>0</b>	<b>0</b>	<b>3</b>	<b>1</b>	<b>1</b>	<b>39.6</b>	<b>0</b>	<b>0</b>	<b>0.0</b>	<b>0</b>	<b>0</b>

SINGLE-GAME HIGHS: QUARTERBACK

<b>Pass Attempts</b>	60 at Cincinnati, Dec 04, 2016 51 vs. Tennessee, Oct 31, 2021 50 vs. N.Y. Giants, Dec 09, 2019 50 at Tennessee, Sep 30, 2018 47 vs. Cincinnati, Sep 27, 2020 ...1 more at 47.	<b>Passer Rating</b>	134.3 vs. N.Y. Jets, Nov 04, 2021 128.5 at Baltimore, Oct 11, 2021 128.3 vs. Arizona, Oct 08, 2017 127.7 vs. Houston, Oct 17, 2021 126.3 vs. Washington, Oct 23, 2017
<b>Pass Completions</b>	36 at Cincinnati, Dec 04, 2016 33 vs. N.Y. Giants, Dec 09, 2019 33 vs. Seattle, Nov 24, 2019 33 at Tennessee, Sep 30, 2018 32 vs. Dallas, Nov 11, 2018 ...2 more at 32.	<b>Rush Attempts</b>	17 at San Francisco, Jan 07, 2024 9 vs. Cincinnati, Sep 27, 2020 8 vs. New England, Dec 18, 2021 8 at Buffalo, Oct 27, 2019 8 vs. Washington, Oct 23, 2017
<b>Yards Passing</b>	402 at Baltimore, Oct 11, 2021 364 at N.Y. Giants, Nov 06, 2016 360 vs. Dallas, Nov 11, 2018 359 vs. Tennessee, Oct 09, 2022 359 vs. N.Y. Giants, Oct 22, 2020	<b>Rushing Yards</b>	65 vs. Cincinnati, Sep 27, 2020 63 vs. Washington, Oct 23, 2017 56 at San Francisco, Jan 07, 2024 55 at Kansas City, Sep 17, 2017 49 vs. Baltimore, Oct 18, 2020
<b>TD Passes</b>	4 vs. Jacksonville, Sep 11, 2022 4 at L.A. Rams, Dec 10, 2017 4 vs. Denver, Nov 05, 2017 ...2 more at 4.	<b>Rushing Average</b>	7.9 vs. Washington, Oct 23, 2017 7.2 vs. Cincinnati, Sep 27, 2020 5.3 at San Francisco, Oct 04, 2020 4.4 at Buffalo, Oct 27, 2019 3.3 at San Francisco, Jan 07, 2024
<b>Long Passes</b>	76t at Baltimore, Oct 11, 2021 75t vs. Tennessee, Oct 09, 2022 73t vs. Pittsburgh, Sep 25, 2016 72t vs. Arizona, Oct 08, 2017 64t vs. Washington, Oct 23, 2017	<b>Longest Runs</b>	40 vs. Baltimore, Oct 18, 2020 24 vs. Cincinnati, Sep 27, 2020 24 at Kansas City, Sep 17, 2017 21 vs. Washington, Oct 23, 2017 21 at Carolina, Oct 12, 2017
<b>Completion Percentage</b>	81.1 vs. Carolina, Oct 21, 2018 77.5 vs. Dallas, Dec 22, 2019 75.8 at Detroit, Oct 09, 2016 75.0 at San Francisco, Dec 24, 2022 75.0 at Miami, Oct 03, 2021	<b>Rushing TDs</b>	1 at San Francisco, Jan 07, 2024 1 vs. Cleveland, Jan 01, 2023 1 at San Francisco, Oct 24, 2021 ...8 more at 1.

SINGLE-GAME HIGHS - POSTSEASON: QUARTERBACK

<b>Pass Attempts</b>	4 vs. Seattle, Jan 05, 2020	<b>Yards Passing</b>	3 vs. Seattle, Jan 05, 2020
<b>Pass Completions</b>	1 vs. Seattle, Jan 05, 2020	<b>Long Passes</b>	3 vs. Seattle, Jan 05, 2020



300-YARD PASSING GAMES (24): REGULAR SEASON

DATE	TEAM	NO.	YDS.	AVG.	LG	TD
09/25/16	STEELERS	23	301	13.1	73t	2
11/06/16	at Giants	27	364	13.5	58	0
12/04/16	at Bengals	36	308	8.6	41	1
12/11/16	COMMANDERS	32	314	9.8	29	1
09/10/17	at Commanders	26	307	11.8	58t	2
09/17/17	at Chiefs	25	333	13.3	53	2
10/08/17	CARDINALS	21	304	14.5	72t	4
12/03/17	at Seahawks	29	348	12.0	51	1
09/30/18	at Titans	33	348	10.5	56t	2
10/07/18	VIKINGS	24	311	13.0	48	2
10/21/18	PANTHERS	30	310	10.3	29	2
11/11/18	COWBOYS	32	360	11.3	51	2
12/03/18	COMMANDERS	27	306	11.3	39	2
09/08/19	COMMANDERS	28	313	11.2	53t	3
10/13/19	at Vikings	26	306	11.8	45	2
12/01/19	at Dolphins	28	310	11.1	27	3
12/09/19	GIANTS	33	325	9.8	30	2
12/22/19	COWBOYS	31	319	10.3	38	1
10/22/20	GIANTS	25	359	14.4	59	2
10/11/21	at Ravens	25	402	16.1	76t	2
11/28/21	BUCCANEERS	27	306	11.3	62t	3
09/11/22	JAGUARS	27	313	11.6	49t	4
09/18/22	at Lions	30	337	11.2	40	3
10/09/22	TITANS	25	359	14.4	75t	2

2016 GAME-BY-GAME REGULAR-SEASON STATISTICS (EAGLES)

DATE	OPPONENT	P/S	PASSING										RUSHING				W/L	SCORE	
			ATT	CMP	YDS	PCT	Y/A	Y/C	TD	INT	LG	SK/YD	RATE	ATT	YDS	LG			TD
09/11	Browns	S	37	22	278	59.5	7.5	12.6	2	0	35t	2/8	101.0	2	1	1	0	W	29-10
09/19	at Bears	S	34	21	190	61.8	5.6	9.0	1	0	32	2/10	86.6	6	10	7	0	W	29-14
09/25	Steelers	S	31	23	301	74.2	9.7	13.1	2	0	73t	0/0	125.9	1	10	10	0	W	34-3
10/09	at Lions	S	33	25	238	75.8	7.2	9.5	2	1	27	3/8	102.8	2	14	10	0	L	23-24
10/16	at Redskins	S	22	11	179	50.0	8.1	16.3	0	0	54	5/34	77.7	2	2	3	0	L	20-27
10/23	Vikings	S	28	16	138	57.1	4.9	8.6	1	2	27	0/0	52.4	5	6	6	0	W	21-10
10/30	at Cowboys	S	43	32	202	74.4	4.7	6.3	1	0	14	3/8	91.4	1	-3	-3	0	L	23-29+
11/06	at Giants	S	47	27	364	57.4	7.7	13.5	0	2	58	2/17	64.5	4	-4	3	0	L	23-28
11/13	Falcons	S	36	25	231	69.4	6.4	9.2	0	0	20	2/10	86.7	4	10	13	0	W	24-15
11/20	at Seahawks	S	45	23	218	51.1	4.8	9.5	2	2	26	2/23	61.2	1	2	2	0	L	15-26
11/28	Packers	S	36	24	254	66.7	7.1	10.6	0	1	24	4/43	75.5	4	33	17	1	L	13-27
12/04	at Bengals	S	60	36	308	60.0	5.1	8.6	1	3	41	1/2	58.2	3	16	10	0	L	14-32
12/11	Redskins	S	46	32	314	69.6	6.8	9.8	1	1	29	4/26	86.7	2	5	3	0	L	22-27
12/18	at Ravens	S	42	22	170	52.4	4.0	7.7	0	1	24	1/11	52.7	4	8	5	1	L	26-27
12/22	Giants	S	24	13	152	54.2	6.3	11.7	1	1	40t	0/0	70.1	4	27	11	0	W	24-19
01/01	Cowboys	S	43	27	245	62.8	5.7	9.1	2	0	20t	2/13	93.7	1	13	13	0	W	27-13
<b>2016 TOTALS</b>		<b>16-16</b>	<b>607</b>	<b>379</b>	<b>3,782</b>	<b>62.4</b>	<b>6.2</b>	<b>10.0</b>	<b>16</b>	<b>14</b>	<b>73T</b>	<b>33/213</b>	<b>79.3</b>	<b>46</b>	<b>150</b>	<b>17</b>	<b>2</b>	<b>7-9</b>	

+ - Overtime

2017 GAME-BY-GAME REGULAR-SEASON STATISTICS (EAGLES)

DATE	OPPONENT	P/S	PASSING										RUSHING				W/L	SCORE	
			ATT	CMP	YDS	PCT	Y/A	Y/C	TD	INT	LG	SK/YD	RATE	ATT	YDS	LG			TD
09/10	at Redskins	S	39	26	307	66.7	7.9	11.8	2	1	58t	2/9	96.8	4	6	4	0	W	30-17
09/17	at Chiefs	S	46	25	333	54.3	7.2	13.3	2	1	53	6/34	83.0	4	55	24	0	L	20-27
09/24	Giants	S	31	21	176	67.7	5.7	8.4	1	0	19	3/15	92.9	6	22	11	0	W	27-24
10/01	at Chargers	S	31	17	242	54.8	7.8	14.2	1	0	38	1/2	91.1	6	14	12	0	W	26-24
10/08	Cardinals	S	30	21	304	70.0	10.1	14.5	4	1	72t	1/7	128.3	6	11	7	0	W	34-7
10/12	at Panthers	S	30	16	222	53.3	7.4	13.9	3	0	37	3/13	110.7	6	25	21	0	W	28-23
10/23	Redskins	S	25	17	268	68.0	10.7	15.8	4	1	64t	3/24	126.3	8	63	21	0	W	34-24
10/29	49ers	S	32	18	211	56.3	6.6	11.7	2	1	53t	3/19	84.2	2	7	6	0	W	33-10
11/05	Broncos	S	27	15	199	55.6	7.4	13.3	4	0	32t	1/4	118.7	2	8	7	0	W	51-23
11/19	at Cowboys	S	27	14	168	51.9	6.2	12.0	2	0	28	0/0	95.9	6	13	6	0	W	37-9
11/26	Bears	S	36	23	227	63.9	6.3	9.9	3	0	22	1/4	109.4	5	29	16	0	W	31-3
12/03	at Seahawks	S	45	29	348	64.4	7.7	12.0	1	1	51	3/21	86.2	6	30	12	0	L	10-24
12/10	at Rams	S	41	23	291	56.1	7.1	12.7	4	1	46	1/10	100.8	3	16	6	0	W	43-35
12/17	at Giants																	W	34-29
12/25	Raiders																	W	19-10
12/31	Cowboys																	L	0-6
<b>2017 TOTALS</b>		<b>13-13</b>	<b>440</b>	<b>265</b>	<b>3,296</b>	<b>60.2</b>	<b>7.5</b>	<b>12.4</b>	<b>33</b>	<b>7</b>	<b>72T</b>	<b>28/162</b>	<b>101.9</b>	<b>64</b>	<b>299</b>	<b>24</b>	<b>0</b>	<b>13-3</b>	



2018 GAME-BY-GAME REGULAR-SEASON STATISTICS (EAGLES)

DATE	OPPONENT	P/S	PASSING										RUSHING				W/L	SCORE									
			ATT	CMP	YDS	PCT	Y/A	Y/C	TD	INT	LG	SK/YD	RATE	ATT	YDS	LG			TD								
09/06	Falcons																				INACTIVE					W	18-12
09/16	at Buccaneers																				INACTIVE					L	21-27
09/23	Colts	S	37	25	255	67.6	6.9	10.2	1	1	34	5/28	84.9	3	10	6	0	0	0					W	20-16		
09/30	at Titans	S	50	33	348	66.0	7.0	10.5	2	0	56t	4/33	99.4	2	8	6	0	0	0					L	23-26+		
10/07	Vikings	S	35	24	311	68.6	8.9	13.0	2	0	48	3/28	115.3	5	26	11	0	0	0					L	21-23		
10/11	at Giants	S	36	26	278	72.2	7.7	10.7	3	0	58	1/7	122.2	2	14	9	0	0	0					W	34-13		
10/21	Panthers	S	37	30	310	81.1	8.4	10.3	2	0	29	4/26	119.6	3	3	2	0	0	0					L	17-21		
10/28	at Jaguars	S	30	21	286	70.0	9.5	13.6	3	1	39	4/24	119.6	6	28	13	0	0	0					W	24-18		
11/11	Cowboys	S	44	32	360	72.7	8.2	11.3	2	1	51	2/10	102.5	2	7	5	0	0	0					L	20-27		
11/18	at Saints	S	33	19	156	57.6	4.7	8.2	0	3	19	3/18	31.9	1	6	6	0	0	0					L	7-48		
11/25	Giants	S	28	20	236	71.4	8.4	11.8	1	0	24	3/22	108.6	2	-2	-1	0	0	0					W	25-22		
12/03	Redskins	S	39	27	306	69.2	7.8	11.3	2	1	39	0/0	98.9	4	-4	-1	0	0	0					W	28-13		
12/09	at Cowboys	S	32	22	228	68.8	7.1	10.4	3	0	42	2/6	120.3	4	-3	1	0	0	0					L	23-29+		
12/16	at Rams																			INACTIVE					W	30-23	
12/23	Texans																			INACTIVE					W	32-30	
12/30	at Redskins																			INACTIVE					W	24-0	
<b>2018 TOTALS</b>		<b>11-11</b>	<b>401</b>	<b>279</b>	<b>3,074</b>	<b>69.6</b>	<b>7.7</b>	<b>11.0</b>	<b>21</b>	<b>7</b>	<b>58</b>	<b>31/202</b>	<b>102.2</b>	<b>34</b>	<b>93</b>	<b>13</b>	<b>0</b>	<b>0</b>	<b>0</b>					<b>9-7</b>			

+ - Overtime

2019 GAME-BY-GAME REGULAR-SEASON STATISTICS (EAGLES)

DATE	OPPONENT	P/S	PASSING										RUSHING				W/L	SCORE							
			ATT	CMP	YDS	PCT	Y/A	Y/C	TD	INT	LG	SK/YD	RATE	ATT	YDS	LG			TD						
09/08	Redskins	S	39	28	313	71.8	8.0	11.2	3	0	53t	1/0	121.0	4	5	2	0	0	0					W	32-27
09/15	at Falcons	S	43	25	231	58.1	5.4	9.2	1	2	43	3/18	61.3	3	3	2	1	0	0					L	20-24
09/22	Lions	S	36	19	259	52.8	7.2	13.6	2	0	40	3/13	94.6	4	33	19	0	0	0					L	24-27
09/26	at Packers	S	27	16	160	59.3	5.9	10.0	3	0	20t	0/0	113.2	6	13	6	0	0	0					W	34-27
10/06	Jets	S	29	17	189	58.6	6.5	11.1	1	0	36	1/8	89.6	2	5	5	0	0	0					W	31-6
10/13	at Vikings	S	40	26	306	65.0	7.7	11.8	2	1	45	2/14	94.4	2	23	16	0	0	0					L	20-38
10/20	at Cowboys	S	26	16	191	61.5	7.3	11.9	1	1	30	3/23	80.8	4	12	6	0	0	0					L	10-37
10/27	at Bills	S	24	17	172	70.8	7.2	10.1	1	0	38	3/19	104.9	8	35	13	0	0	0					W	31-13
11/03	Bears	S	39	26	239	66.7	6.1	9.2	1	0	25t	4/12	91.7	4	15	8	0	0	0					W	22-14
11/17	Patriots	S	40	20	214	50.0	5.4	10.7	1	0	29	5/40	74.4	3	17	8	0	0	0					L	10-17
11/24	Seahawks	S	45	33	256	73.3	5.7	7.8	1	2	30	3/18	75.8	5	27	11	0	0	0					L	9-17
12/01	at Dolphins	S	46	28	310	60.9	6.7	11.1	3	1	27	2/16	93.6	0	0	0	0	0	0					L	31-37
12/09	Giants	S	50	33	325	66.0	6.5	9.8	2	0	30	3/25	97.5	5	9	4	0	0	0					W	23-17+
12/15	at Redskins	S	43	30	266	69.8	6.2	8.9	3	0	27	2/8	109.3	3	9	4	0	0	0					W	37-27
12/22	Cowboys	S	40	31	319	77.5	8.0	10.3	1	0	38	1/6	108.2	6	22	7	0	0	0					W	17-9
12/29	at Giants	S	40	23	289	57.5	7.2	12.6	1	0	41	1/10	88.4	3	15	10	0	0	0					W	34-17
<b>2019 TOTALS</b>		<b>16-16</b>	<b>607</b>	<b>388</b>	<b>4,039</b>	<b>63.9</b>	<b>6.7</b>	<b>10.4</b>	<b>27</b>	<b>7</b>	<b>53T</b>	<b>37/230</b>	<b>93.1</b>	<b>62</b>	<b>243</b>	<b>19</b>	<b>1</b>	<b>0</b>	<b>0</b>					<b>9-7</b>	

+ - Overtime

2020 GAME-BY-GAME REGULAR-SEASON STATISTICS (EAGLES)

DATE	OPPONENT	P/S	PASSING										RUSHING				W/L/T	SCORE								
			ATT	CMP	YDS	PCT	Y/A	Y/C	TD	INT	LG	SK/YD	RATE	ATT	YDS	LG			TD							
09/13	at Football Team	S	42	24	270	57.1	6.4	11.3	2	2	55	8/62	72.5	1	2	2	0	0	0					L	17-27	
09/20	Rams	S	43	26	242	60.5	5.6	9.3	0	2	25	0/0	56.5	2	7	6	1	0	0					L	19-37	
09/27	Bengals	S	47	29	225	61.7	4.8	7.8	1	2	30	3/19	62.8	9	65	24	1	0	0					T	23-23	
10/04	at 49ers	S	28	18	193	64.3	6.9	10.7	1	1	42t	3/19	81.4	7	37	11t	1	0	0					W	25-20	
10/11	at Steelers	S	35	20	258	57.1	7.4	12.9	2	2	37	5/34	75.7	4	11	4	0	0	0					L	29-38	
10/18	Ravens	S	40	21	213	52.5	5.3	10.1	2	0	50	6/43	84.7	5	49	40	1	0	0					L	28-30	
10/22	Giants	S	43	25	359	58.1	8.3	14.4	2	1	59	3/13	91.1	7	14	5	1	0	0					W	22-21	
11/01	Cowboys	S	27	15	123	55.6	4.6	8.2	2	2	32	4/29	61.2	4	17	9	0	0	0					W	23-9	
11/15	at Giants	S	37	21	208	56.8	5.6	9.9	0	0	22	3/18	72.8	2	4	3	0	0	0					L	17-27	
11/22	at Browns	S	35	21	235	60.0	6.7	11.2	2	2	32	5/26	75.3	3	10	7	0	0	0					L	17-22	
11/30	Seahawks	S	45	25	215	55.6	4.8	8.6	2	1	33t	6/41	73.8	5	42	20	0	0	0					L	17-23	
12/06	at Packers	S	15	6	79	40.0	5.3	13.2	0	0	41	4/22	57.4	3	18	12	0	0	0					L	16-30	
12/13	Saints																			DID NOT PLAY					W	24-21
12/20	at Cardinals																			DID NOT PLAY					L	26-33
12/27	at Cowboys																			DID NOT PLAY					L	17-37
01/03	Football Team																			INACTIVE					L	14-20
<b>2020 TOTALS</b>		<b>12-12</b>	<b>437</b>	<b>251</b>	<b>2,620</b>	<b>57.4</b>	<b>6.0</b>	<b>10.4</b>	<b>16</b>	<b>15</b>	<b>59</b>	<b>50/326</b>	<b>72.8</b>	<b>52</b>	<b>276</b>	<b>40</b>	<b>5</b>	<b>4</b>	<b>11-1</b>							







2024 GAME-BY-GAME REGULAR-SEASON STATISTICS (CHIEFS)

DATE	OPPONENT	P/S	PASSING										RUSHING				W/L	SCORE				
			ATT	CMP	YDS	PCT	Y/A	Y/C	TD	INT	LG	SK/YD	RATE	ATT	YDS	LG			TD			
09/05	Ravens																				W	27-20
09/15	Bengals																				W	26-25
09/22	at Falcons																				W	22-17
09/29	at Chargers																				W	17-10
10/07	Saints																				W	26-13
10/20	at 49ers	P	0	0	0	0.0	0.0	0.0	0	0	0	0/0	0.0	0	0	0	0				W	28-18
10/27	at Raiders																				W	27-20
11/04	Buccaneers																				W	30-24+
11/10	Broncos																				W	16-14
11/17	at Bills																				L	21-30
11/24	at Panthers																				W	30-27
11/29	Raiders																				W	19-17
<b>2024 TOTALS</b>		<b>1-0</b>	<b>0</b>	<b>0</b>	<b>0</b>	<b>0.0</b>	<b>0.0</b>	<b>0.0</b>	<b>0</b>	<b>0</b>	<b>0</b>	<b>0/0</b>	<b>0.0</b>	<b>0</b>	<b>0</b>	<b>0</b>	<b>0</b>	<b>0</b>	<b>0</b>	<b>0</b>	<b>11-1</b>	

+ - Overtime

2017 GAME-BY-GAME POSTSEASON STATISTICS (EAGLES)

DATE	OPPONENT	P/S	PASSING										RUSHING				W/L	SCORE				
			ATT	CMP	YDS	PCT	Y/A	Y/C	TD	INT	LG	SK/YD	RATE	ATT	YDS	LG			TD			
01/13	Falcons																				W	15-10
01/21	Vikings																				W	38-7
02/04	at Patriots																				W	41-33
<b>2017 TOTALS</b>		<b>0-0</b>	<b>0</b>	<b>0</b>	<b>0</b>	<b>0.0</b>	<b>0.0</b>	<b>0.0</b>	<b>0</b>	<b>0</b>	<b>0</b>	<b>0/0</b>	<b>0.0</b>	<b>0</b>	<b>0</b>	<b>0</b>	<b>0</b>	<b>0</b>	<b>0</b>	<b>0</b>	<b>3-0</b>	

2018 GAME-BY-GAME POSTSEASON STATISTICS (EAGLES)

DATE	OPPONENT	P/S	PASSING										RUSHING				W/L	SCORE				
			ATT	CMP	YDS	PCT	Y/A	Y/C	TD	INT	LG	SK/YD	RATE	ATT	YDS	LG			TD			
01/06	at Bears																				W	16-15
01/13	at Saints																				L	14-20
<b>2018 TOTALS</b>		<b>0-0</b>	<b>0</b>	<b>0</b>	<b>0</b>	<b>0.0</b>	<b>0.0</b>	<b>0.0</b>	<b>0</b>	<b>0</b>	<b>0</b>	<b>0/0</b>	<b>0.0</b>	<b>0</b>	<b>0</b>	<b>0</b>	<b>0</b>	<b>0</b>	<b>0</b>	<b>0</b>	<b>1-1</b>	

2019 GAME-BY-GAME POSTSEASON STATISTICS (EAGLES)

DATE	OPPONENT	P/S	PASSING										RUSHING				W/L	SCORE				
			ATT	CMP	YDS	PCT	Y/A	Y/C	TD	INT	LG	SK/YD	RATE	ATT	YDS	LG			TD			
01/05	Seahawks	S	4	1	3	25.0	0.8	3.0	0	0	3	1/1	39.6	0	0	0	0				L	9-17
<b>2019 TOTALS</b>		<b>1-1</b>	<b>4</b>	<b>1</b>	<b>3</b>	<b>25.0</b>	<b>0.8</b>	<b>3.0</b>	<b>0</b>	<b>0</b>	<b>3</b>	<b>1/1</b>	<b>39.6</b>	<b>0</b>	<b>0</b>	<b>0</b>	<b>0</b>	<b>0</b>	<b>0</b>	<b>0</b>	<b>0-1</b>	


2023 GAME-BY-GAME POSTSEASON STATISTICS (RAMS)

DATE	OPPONENT	P/S	PASSING										RUSHING				W/L	SCORE				
			ATT	CMP	YDS	PCT	Y/A	Y/C	TD	INT	LG	SK/YD	RATE	ATT	YDS	LG			TD			
01/14	at Lions																				L	23-24
<b>2023 TOTALS</b>		<b>0-0</b>	<b>0</b>	<b>0</b>	<b>0</b>	<b>0.0</b>	<b>0.0</b>	<b>0.0</b>	<b>0</b>	<b>0</b>	<b>0</b>	<b>0/0</b>	<b>0.0</b>	<b>0</b>	<b>0</b>	<b>0</b>	<b>0</b>	<b>0</b>	<b>0</b>	<b>0</b>	<b>0-1</b>	





# TERSHAWN WHARTON



**DEFENSIVE TACKLE #98**  
**MISSOURI S&T**

**5TH** YEAR IN THE NFL

**5TH** YEAR WITH THE CHIEFS

**HEIGHT:** 6'1"  
**WEIGHT:** 280 LBS  
**DRAFTED:** CFA-20  
**BIRTHDAY:** 6/25/98

- Wharton enters his fifth season with the Chiefs in 2024.
- Originally entered the NFL as an undrafted free agent with the Kansas City Chiefs in 2020.

### Career Highlights:

- Intercepted a pass from Washington QB Taylor Heinicke (10/17/21). It marks Wharton's first-career interception and

was the first interception by a Chiefs defensive lineman since DE Frank Clark intercepted Jacksonville QB Gardner Minshew in Week 1 of the 2019 season (9/8/19).

### Transactions:

Re-signed with Kansas City (3/15/24) ... Originally entered the NFL as an undrafted free agent with the Kansas City Chiefs in 2020.

## COLLEGE

Spent four seasons (2016-19) at Missouri S&T ... Posted 56 tackles (34 solo), 10.5 tackles for loss, 7.5 sacks, one pass defensed, one forced fumble and two fumble recoveries as a senior ... As a junior, was an All-Super Region 3 selection and named first-team All-GLVC after ranking second in the conference in sacks and tackles for a loss.

## PERSONAL

- Landed first-team All-Suburban Central Conference honors at University City High School.
- Led the Lions in tackles with 110, which included 4.0 sacks and an interception.
- Was a three-time All-Conference selection and four-time academic scholar at his school.
- Majored in psychology at Missouri S&T.
- Hometown: University City, Mo.

## TERSHAWN WHARTON'S NFL REGULAR SEASON DEFENSIVE STATISTICS

DATE	TEAM	GP	GS	TACKLES						INTERCEPTIONS					O. FUMB				ST			MISC						
				TK	S	A	TFL	YDS	SK	YDS	QBH	NO	YDS	LG	TD	PD	FF	FR	TD	YDS	TK	S	A	FF	FR	S	A	
2020	Chiefs	16	1	27	14	13	4	13	2.0	13.0	4	0	0	0	0	0	1	1	0	-3	0	0	0	0	0	0	0	0
2021	Chiefs	17	1	29	13	16	0	0	2.0	18.0	2	1	0	0	0	1	2	0	0	0	0	0	0	0	0	0	0	
2022	Chiefs	5	0	8	4	4	1	8	1.0	8.0	4	0	0	0	0	0	0	0	0	0	0	0	0	0	0	0	0	
2023	Chiefs	17	1	21	7	14	2	12	2.0	12.0	5	0	0	0	0	0	1	0	0	0	0	0	0	0	0	0	0	
2024	Chiefs	12	7	19	11	8	3	14	2.5	13.0	5	0	0	0	0	2	1	0	0	0	0	0	0	0	0	0	0	
<b>NFL TOTALS</b>		<b>67</b>	<b>10</b>	<b>104</b>	<b>49</b>	<b>55</b>	<b>10</b>	<b>47</b>	<b>9.5</b>	<b>64.0</b>	<b>20</b>	<b>1</b>	<b>0</b>	<b>0</b>	<b>0</b>	<b>3</b>	<b>4</b>	<b>2</b>	<b>0</b>	<b>-3</b>	<b>0</b>	<b>0</b>	<b>0</b>	<b>0</b>	<b>0</b>	<b>0</b>	<b>0</b>	

## TERSHAWN WHARTON'S NFL POSTSEASON DEFENSIVE STATISTICS

DATE	TEAM	GP	GS	TACKLES						INTERCEPTIONS					O. FUMB				ST			MISC					
				TK	S	A	TFL	YDS	SK	YDS	QBH	NO	YDS	LG	TD	PD	FF	FR	TD	YDS	TK	S	A	FF	FR	S	A
2020	Chiefs	3	0	4	0	4	0	0	0.0	0.0	2	0	0	0	0	0	0	0	0	0	0	0	0	0	0	0	0
2021	Chiefs	3	0	1	1	0	1	11	1.0	11.0	1	0	0	0	0	1	0	0	0	0	0	0	0	0	0	0	0
2022	Chiefs	0	0	0	0	0	0	0	0.0	0.0	0	0	0	0	0	0	0	0	0	0	0	0	0	0	0	0	0
2023	Chiefs	4	0	7	2	5	1	2	1.0	2.0	1	0	0	0	0	0	0	0	0	0	0	0	0	0	0	0	0
<b>NFL TOTALS</b>		<b>10</b>	<b>0</b>	<b>12</b>	<b>3</b>	<b>9</b>	<b>2</b>	<b>13</b>	<b>2.0</b>	<b>13.0</b>	<b>4</b>	<b>0</b>	<b>0</b>	<b>0</b>	<b>0</b>	<b>1</b>	<b>0</b>	<b>0</b>	<b>0</b>	<b>0</b>	<b>0</b>	<b>0</b>	<b>0</b>	<b>0</b>	<b>0</b>	<b>0</b>	<b>0</b>



SINGLE-GAME HIGHS: DEFENSIVE

**Total Tackles** 5 at L.A. Chargers, Sep 20, 2020  
 4 vs. L.A. Chargers, Oct 22, 2023  
 4 vs. Green Bay, Nov 07, 2021  
 4 vs. N.Y. Jets, Nov 01, 2020  
 3 vs. New Orleans, Oct 07, 2024  
 ...8 more at 3.

**Solo Tackles** 4 at L.A. Chargers, Sep 20, 2020  
 2 at Buffalo, Nov 17, 2024  
 2 at Las Vegas, Oct 27, 2024  
 2 at Atlanta, Sep 22, 2024  
 ...9 more at 2.

**Sacks** 1.0 at Las Vegas, Oct 27, 2024  
 1.0 vs. New Orleans, Oct 07, 2024  
 1.0 vs. Cincinnati, Dec 31, 2023  
 ...6 more at 1.0.

**Passes Defensed** 1 at Las Vegas, Oct 27, 2024  
 1 at Atlanta, Sep 22, 2024  
 1 at Washington, Oct 17, 2021

**Forced Fumbles** 1 vs. Cincinnati, Sep 15, 2024  
 1 vs. Pittsburgh, Dec 26, 2021  
 1 at L.A. Chargers, Dec 16, 2021  
 ...1 more at 1.

**Fumble Recoveries** 1 at Denver, Oct 25, 2020

**Tackles For Loss** 1 at Las Vegas, Oct 27, 2024  
 1 vs. New Orleans, Oct 07, 2024  
 1 vs. Cincinnati, Dec 31, 2023  
 ...6 more at 1.

**Interceptions** 1 at Washington, Oct 17, 2021

SINGLE-GAME HIGHS - POSTSEASON: DEFENSIVE

**Total Tackles** 3 at Baltimore, Jan 28, 2024  
 2 at Buffalo, Jan 21, 2024  
 2 at Tampa Bay, Feb 07, 2021  
 1 vs. San Francisco, Feb 11, 2024  
 1 vs. Miami, Jan 13, 2024  
 ...3 more at 1.

**Solo Tackles** 1 at Baltimore, Jan 28, 2024  
 1 at Buffalo, Jan 21, 2024  
 1 vs. Pittsburgh, Jan 16, 2022

**Sacks** 1.0 at Baltimore, Jan 28, 2024  
 1.0 vs. Pittsburgh, Jan 16, 2022

**Passes Defensed** 1 vs. Pittsburgh, Jan 16, 2022

**Tackles For Loss** 1 at Baltimore, Jan 28, 2024  
 1 vs. Pittsburgh, Jan 16, 2022

2020 GAME-BY-GAME REGULAR-SEASON STATISTICS (CHIEFS)

DATE	OPPONENT	P/S	TACKLES							INTERCEPTIONS					O. FUMB				ST				MISC		W/L	SCORE						
			TK	S	A	SK	YDS	TFL	YDS	QBH	NO	YDS	LG	TD	PD	FF	FR	TD	YDS	TK	S	A	FF	FR			S	A				
09/10	Texans	P	2	1	1	0.0	0.0	0	0	0	0	0	0	0	0	0	0	0	0	0	0	0	0	0	0	0	W	34-20				
09/20	at Chargers	P	5	4	1	0.0	0.0	1	0	0	0	0	0	0	0	0	0	0	0	0	0	0	0	0	0	W	23-20+					
09/28	at Ravens	P	0	0	0	0.0	0.0	0	0	0	0	0	0	0	0	0	0	0	0	0	0	0	0	0	0	W	34-20					
10/05	Patriots	P	2	1	1	0.0	0.0	0	0	0	0	0	0	0	0	0	0	0	0	0	0	0	0	0	0	W	26-10					
10/11	Raiders	P	3	1	2	0.0	0.0	0	0	0	0	0	0	0	0	0	0	0	0	0	0	0	0	0	0	L	32-40					
10/19	at Bills	P	1	1	0	0.0	0.0	1	0	0	0	0	0	0	0	0	0	0	0	0	0	0	0	0	0	W	26-17					
10/25	at Broncos	P	2	1	1	0.0	0.0	0	0	0	0	0	0	0	1	1	0	-3	0	0	0	0	0	0	0	W	43-16					
11/01	Jets	P	4	2	2	1.0	5.0	1	5	1	0	0	0	0	0	0	0	0	0	0	0	0	0	0	0	W	35-9					
11/08	Panthers	P	1	0	1	0.0	0.0	0	0	0	0	0	0	0	0	0	0	0	0	0	0	0	0	0	0	W	33-31					
11/22	at Raiders	P	0	0	0	0.0	0.0	0	0	0	0	0	0	0	0	0	0	0	0	0	0	0	0	0	0	W	35-31					
11/29	at Buccaneers	P	1	0	1	0.0	0.0	0	0	0	0	0	0	0	0	0	0	0	0	0	0	0	0	0	0	W	27-24					
12/06	Broncos	P	1	0	1	0.0	0.0	0	0	0	0	0	0	0	0	0	0	0	0	0	0	0	0	0	0	W	22-16					
12/13	at Dolphins	P	2	2	0	1.0	8.0	1	8	1	0	0	0	0	0	0	0	0	0	0	0	0	0	0	0	W	33-27					
12/20	at Saints	P	1	1	0	0.0	0.0	0	0	1	0	0	0	0	0	0	0	0	0	0	0	0	0	0	0	W	32-29					
12/27	Falcons	P	0	0	0	0.0	0.0	0	0	1	0	0	0	0	0	0	0	0	0	0	0	0	0	0	0	W	17-14					
01/03	Chargers	S	2	0	2	0.0	0.0	0	0	0	0	0	0	0	0	0	0	0	0	0	0	0	0	0	0	L	21-38					
<b>2020 TOTALS</b>			<b>16-1</b>	<b>27</b>	<b>14</b>	<b>13</b>	<b>2.0</b>	<b>13.0</b>	<b>4</b>	<b>13</b>	<b>4</b>	<b>0</b>	<b>0</b>	<b>0</b>	<b>0</b>	<b>0</b>	<b>0</b>	<b>1</b>	<b>1</b>	<b>0</b>	<b>-3</b>	<b>0</b>	<b>0</b>	<b>0</b>	<b>0</b>	<b>0</b>	<b>0</b>	<b>0</b>	<b>0</b>	<b>0</b>	<b>0</b>	<b>14-2</b>

+ - Overtime





2024 GAME-BY-GAME REGULAR-SEASON STATISTICS (CHIEFS)

DATE	OPPONENT	P/S	TACKLES							INTERCEPTIONS					O. FUMB				ST				MISC		W/L	SCORE		
			TK	S	A	SK	YDS	TFL	YDS	QBH	NO	YDS	LG	TD	PD	FF	FR	TD	YDS	TK	S	A	FF	FR			S	A
09/05	Ravens	P	3	2	1	0.0	0.0	0	0	0	0	0	0	0	0	0	0	0	0	0	0	0	0	0	0	0	W	27-20
09/15	Bengals	P	2	0	2	0.5	0.0	0	0	0	0	0	0	0	1	0	0	0	0	0	0	0	0	0	0	W	26-25	
09/22	at Falcons	S	3	2	1	0.0	0.0	0	0	1	0	0	0	0	1	0	0	0	0	0	0	0	0	0	0	W	22-17	
09/29	at Chargers	P	0	0	0	0.0	0.0	0	0	1	0	0	0	0	0	0	0	0	0	0	0	0	0	0	0	W	17-10	
10/07	Saints	P	3	1	2	1.0	8.0	1	8	1	0	0	0	0	0	0	0	0	0	0	0	0	0	0	0	W	26-13	
10/20	at 49ers	P	0	0	0	0.0	0.0	0	0	0	0	0	0	0	0	0	0	0	0	0	0	0	0	0	0	W	28-18	
10/27	at Raiders	S	2	2	0	1.0	5.0	1	5	1	0	0	0	0	1	0	0	0	0	0	0	0	0	0	0	W	27-20	
11/04	Buccaneers	S	2	1	1	0.0	0.0	0	0	0	0	0	0	0	0	0	0	0	0	0	0	0	0	0	0	W	30-24+	
11/10	Broncos	S	0	0	0	0.0	0.0	0	0	0	0	0	0	0	0	0	0	0	0	0	0	0	0	0	0	W	16-14	
11/17	at Bills	S	2	2	0	0.0	0.0	1	1	0	0	0	0	0	0	0	0	0	0	0	0	0	0	0	0	L	21-30	
11/24	at Panthers	S	2	1	1	0.0	0.0	0	0	1	0	0	0	0	0	0	0	0	0	0	0	0	0	0	0	W	30-27	
11/29	Raiders	S	0	0	0	0.0	0.0	0	0	0	0	0	0	0	0	0	0	0	0	0	0	0	0	0	0	W	19-17	
<b>2024 TOTALS</b>		<b>12-7</b>	<b>19</b>	<b>11</b>	<b>8</b>	<b>2.5</b>	<b>13.0</b>	<b>3</b>	<b>14</b>	<b>5</b>	<b>0</b>	<b>0</b>	<b>0</b>	<b>0</b>	<b>2</b>	<b>1</b>	<b>0</b>	<b>0</b>	<b>0</b>	<b>0</b>	<b>0</b>	<b>0</b>	<b>0</b>	<b>0</b>	<b>0</b>	<b>11-1</b>		

+ - Overtime

2020 GAME-BY-GAME POSTSEASON STATISTICS (CHIEFS)

DATE	OPPONENT	P/S	TACKLES							INTERCEPTIONS					O. FUMB				ST				MISC		W/L	SCORE	
			TK	S	A	SK	YDS	TFL	YDS	QBH	NO	YDS	LG	TD	PD	FF	FR	TD	YDS	TK	S	A	FF	FR			S
01/17	Browns	P	1	0	1	0.0	0.0	0	0	0	0	0	0	0	0	0	0	0	0	0	0	0	0	0	0	W	22-17
01/24	Bills	P	1	0	1	0.0	0.0	0	0	1	0	0	0	0	0	0	0	0	0	0	0	0	0	0	0	W	38-24
02/07	at Buccaneers	P	2	0	2	0.0	0.0	0	0	1	0	0	0	0	0	0	0	0	0	0	0	0	0	0	0	L	9-31
<b>2020 TOTALS</b>		<b>3-0</b>	<b>4</b>	<b>0</b>	<b>4</b>	<b>0.0</b>	<b>0.0</b>	<b>0</b>	<b>0</b>	<b>2</b>	<b>0</b>	<b>0</b>	<b>0</b>	<b>0</b>	<b>0</b>	<b>0</b>	<b>0</b>	<b>0</b>	<b>0</b>	<b>0</b>	<b>0</b>	<b>0</b>	<b>0</b>	<b>0</b>	<b>0</b>	<b>2-1</b>	

2021 GAME-BY-GAME POSTSEASON STATISTICS (CHIEFS)

DATE	OPPONENT	P/S	TACKLES							INTERCEPTIONS					O. FUMB				ST				MISC		W/L	SCORE		
			TK	S	A	SK	YDS	TFL	YDS	QBH	NO	YDS	LG	TD	PD	FF	FR	TD	YDS	TK	S	A	FF	FR			S	A
01/16	Steelers	P	1	1	0	1.0	11.0	1	11	1	0	0	0	0	1	0	0	0	0	0	0	0	0	0	0	0	W	42-21
01/23	Bills	P	0	0	0	0.0	0.0	0	0	0	0	0	0	0	0	0	0	0	0	0	0	0	0	0	0	W	42-36+	
01/30	Bengals	P	0	0	0	0.0	0.0	0	0	0	0	0	0	0	0	0	0	0	0	0	0	0	0	0	0	L	24-27+	
<b>2021 TOTALS</b>		<b>3-0</b>	<b>1</b>	<b>1</b>	<b>0</b>	<b>1.0</b>	<b>11.0</b>	<b>1</b>	<b>11</b>	<b>1</b>	<b>0</b>	<b>0</b>	<b>0</b>	<b>0</b>	<b>1</b>	<b>0</b>	<b>0</b>	<b>0</b>	<b>0</b>	<b>0</b>	<b>0</b>	<b>0</b>	<b>0</b>	<b>0</b>	<b>0</b>	<b>2-1</b>		

+ - Overtime

2022 GAME-BY-GAME POSTSEASON STATISTICS (CHIEFS)

DATE	OPPONENT	P/S	TACKLES							INTERCEPTIONS					O. FUMB				ST				MISC		W/L	SCORE		
			TK	S	A	SK	YDS	TFL	YDS	QBH	NO	YDS	LG	TD	PD	FF	FR	TD	YDS	TK	S	A	FF	FR			S	A
01/21	Jaguars		RESERVE/INJURED																						W	27-20		
01/29	Bengals		RESERVE/INJURED																								W	23-20
02/12	at Eagles		RESERVE/INJURED																								W	38-35
<b>2022 TOTALS</b>			<b>0</b>	<b>0</b>	<b>0</b>	<b>0.0</b>	<b>0.0</b>	<b>0</b>	<b>0</b>	<b>0</b>	<b>0</b>	<b>0</b>	<b>0</b>	<b>0</b>	<b>0</b>	<b>0</b>	<b>0</b>	<b>0</b>	<b>0</b>	<b>0</b>	<b>0</b>	<b>0</b>	<b>0</b>	<b>0</b>	<b>0</b>	<b>3-0</b>		

2023 GAME-BY-GAME POSTSEASON STATISTICS (CHIEFS)

DATE	OPPONENT	P/S	TACKLES							INTERCEPTIONS					O. FUMB				ST				MISC		W/L	SCORE	
			TK	S	A	SK	YDS	TFL	YDS	QBH	NO	YDS	LG	TD	PD	FF	FR	TD	YDS	TK	S	A	FF	FR			S
01/13	Dolphins	P	1	0	1	0.0	0.0	0	0	0	0	0	0	0	0	0	0	0	0	0	0	0	0	0	0	W	26-7
01/21	at Bills	P	2	1	1	0.0	0.0	0	0	0	0	0	0	0	0	0	0	0	0	0	0	0	0	0	0	W	27-24
01/28	at Ravens	P	3	1	2	1.0	2.0	1	2	1	0	0	0	0	0	0	0	0	0	0	0	0	0	0	0	W	17-10
02/11	49ers	P	1	0	1	0.0	0.0	0	0	0	0	0	0	0	0	0	0	0	0	0	0	0	0	0	0	W	25-22+
<b>2023 TOTALS</b>		<b>4-0</b>	<b>7</b>	<b>2</b>	<b>5</b>	<b>1.0</b>	<b>2.0</b>	<b>1</b>	<b>2</b>	<b>1</b>	<b>0</b>	<b>0</b>	<b>0</b>	<b>0</b>	<b>0</b>	<b>0</b>	<b>0</b>	<b>0</b>	<b>0</b>	<b>0</b>	<b>0</b>	<b>0</b>	<b>0</b>	<b>0</b>	<b>4-0</b>		

+ - Overtime





# JOSHUA WILLIAMS



**CORNERBACK #2**  
**FAYETTEVILLE STATE**

**3RD** YEAR IN THE NFL

**3RD** YEAR WITH THE CHIEFS

**HEIGHT:** 6'3"  
**WEIGHT:** 193 LBS  
**DRAFTED:** D4-22  
**BIRTHDAY:** 10/17/99

- Williams enters his third season with the Chiefs in 2024.
- Originally entered the NFL as a fourth-round draft pick (135th overall) by the Kansas City Chiefs in the 2022 NFL Draft.

### Transactions:

Originally entered the NFL as a fourth-round draft pick (135th overall) by the Kansas City Chiefs in the 2022 NFL Draft.

### COLLEGE

Three-year letterwinner at Fayetteville State ... Team did not play the 2020 season due to Covid-19 ... In three seasons, played 28 games, logging 79 tackles (55 solo), including 4.0 (-24.0) tackles for loss, five interceptions with one returned for a touchdown and 22 passes defended ... Had one punt return TD ... Earned first-team All-Central Intercollegiate Athletic Association honors his senior season.

### PERSONAL

- Attended Jack Britt High School and spent one season at Palmetto Prep.
- A native of Fayetteville, N.C.

### JOSHUA WILLIAMS' NFL REGULAR SEASON DEFENSIVE STATISTICS

DATE	TEAM	GP	GS	TACKLES							INTERCEPTIONS					O. FUMB				ST			MISC				
				TK	S	A	TFL	YDS	SK	YDS	QBH	NO	YDS	LG	TD	PD	FF	FR	TD	YDS	TK	S	A	FF	FR	S	A
2022	Chiefs	17	4	39	28	11	1	2	0.0	0.0	0	1	7	7	0	7	0	0	0	0	1	1	0	0	0	0	0
2023	Chiefs	16	2	17	13	4	1	3	0.0	0.0	0	0	0	0	0	5	0	0	0	0	1	1	0	0	0	0	
2024	Chiefs	12	1	10	6	4	1	1	0.0	0.0	0	0	0	0	0	1	0	0	0	0	3	2	1	0	0	0	
<b>NFL TOTALS</b>		<b>45</b>	<b>7</b>	<b>66</b>	<b>47</b>	<b>19</b>	<b>3</b>	<b>6</b>	<b>0.0</b>	<b>0.0</b>	<b>0</b>	<b>1</b>	<b>7</b>	<b>7</b>	<b>0</b>	<b>13</b>	<b>0</b>	<b>0</b>	<b>0</b>	<b>0</b>	<b>5</b>	<b>4</b>	<b>1</b>	<b>0</b>	<b>0</b>	<b>0</b>	

### JOSHUA WILLIAMS' NFL POSTSEASON DEFENSIVE STATISTICS

DATE	TEAM	GP	GS	TACKLES							INTERCEPTIONS					O. FUMB				ST			MISC			
				TK	S	A	TFL	YDS	SK	YDS	QBH	NO	YDS	LG	TD	PD	FF	FR	TD	YDS	TK	S	A	FF	FR	S
2022	Chiefs	3	0	8	6	2	0	0	0.0	0.0	0	1	-4	0	0	1	0	0	0	0	1	1	0	0	0	0
2023	Chiefs	4	0	6	3	3	0	0	0.0	0.0	0	0	0	0	0	0	0	0	0	0	2	2	0	0	0	0
<b>NFL TOTALS</b>		<b>7</b>	<b>0</b>	<b>14</b>	<b>9</b>	<b>5</b>	<b>0</b>	<b>0</b>	<b>0.0</b>	<b>0.0</b>	<b>0</b>	<b>1</b>	<b>-4</b>	<b>0</b>	<b>0</b>	<b>1</b>	<b>0</b>	<b>0</b>	<b>0</b>	<b>0</b>	<b>3</b>	<b>3</b>	<b>0</b>	<b>0</b>	<b>0</b>	<b>0</b>



SINGLE-GAME HIGHS: DEFENSIVE

**Total Tackles** 9 vs. Buffalo, Oct 16, 2022  
 7 at Cincinnati, Dec 04, 2022  
 6 at L.A. Chargers, Nov 20, 2022  
 4 vs. Las Vegas, Nov 29, 2024  
 4 vs. Tampa Bay, Nov 04, 2024  
 ...3 more at 4.

**Solo Tackles** 6 at Cincinnati, Dec 04, 2022  
 6 vs. Buffalo, Oct 16, 2022  
 4 at L.A. Chargers, Nov 20, 2022  
 4 vs. Jacksonville, Nov 13, 2022  
 3 vs. Tampa Bay, Nov 04, 2024

**Passes Defensed** 3 at L.A. Chargers, Jan 07, 2024  
 3 at San Francisco, Oct 23, 2022  
 1 vs. Las Vegas, Nov 29, 2024  
 1 vs. Cincinnati, Dec 31, 2023  
 ...5 more at 1.

**Tackles For Loss** 1 vs. Las Vegas, Nov 29, 2024  
 1 at N.Y. Jets, Oct 01, 2023  
 1 vs. Tennessee, Nov 06, 2022  
 1 at San Francisco, Oct 23, 2022  
 1 at Las Vegas, Oct 27, 2024  
 1 vs. Cincinnati, Sep 15, 2024  
 1 vs. Cincinnati, Dec 31, 2023  
 ...1 more at 1.

**Interceptions**  
**Special Teams Tackles**

SINGLE-GAME HIGHS - POSTSEASON: DEFENSIVE

**Total Tackles** 4 at Philadelphia, Feb 12, 2023  
 4 vs. Cincinnati, Jan 29, 2023  
 3 at Buffalo, Jan 21, 2024  
 2 at Baltimore, Jan 28, 2024  
**Solo Tackles** 3 at Philadelphia, Feb 12, 2023  
 3 vs. Cincinnati, Jan 29, 2023  
 2 at Baltimore, Jan 28, 2024  
 1 at Buffalo, Jan 21, 2024

**Passes Defensed** 1 vs. Cincinnati, Jan 29, 2023

**Interceptions** 1 vs. Cincinnati, Jan 29, 2023  
**Special Teams Tackles** 1 vs. San Francisco, Feb 11, 2024  
 1 at Baltimore, Jan 28, 2024  
 1 vs. Cincinnati, Jan 29, 2023

2022 GAME-BY-GAME REGULAR-SEASON STATISTICS (CHIEFS)

DATE	OPPONENT	P/S	TACKLES									INTERCEPTIONS					O. FUMB				ST				MISC		W/L	SCORE								
			TK	S	A	SK	YDS	TFL	YDS	QBH	NO	YDS	LG	TD	PD	FF	FR	TD	YDS	TK	S	A	FF	FR	S	A										
09/11	at Cardinals	P	1	1	0	0.0	0.0	0	0	0	0	0	0	0	0	0	0	0	0	0	0	0	0	0	0	0	W	44-21								
09/15	Chargers	P	0	0	0	0.0	0.0	0	0	0	0	0	0	0	0	0	0	0	0	0	0	0	0	0	0	0	W	27-24								
09/25	at Colts	P	0	0	0	0.0	0.0	0	0	0	0	0	0	0	0	0	0	0	0	0	0	0	0	0	0	0	L	17-20								
10/02	at Buccaneers	P	0	0	0	0.0	0.0	0	0	0	0	0	0	0	0	0	0	0	0	0	0	0	0	0	0	0	W	41-31								
10/10	Raiders	P	0	0	0	0.0	0.0	0	0	0	0	0	0	0	0	0	0	0	0	0	0	0	0	0	0	0	W	30-29								
10/16	Bills	P	9	6	3	0.0	0.0	0	0	0	0	0	0	0	0	1	0	0	0	0	0	0	0	0	0	0	L	20-24								
10/23	at 49ers	P	1	1	0	0.0	0.0	0	0	0	0	1	7	7	0	3	0	0	0	0	0	0	0	0	0	0	0	W	44-23							
11/06	Titans	P	2	2	0	0.0	0.0	1	2	0	0	0	0	0	0	0	0	0	0	0	0	0	0	0	0	0	W	20-17+								
11/13	Jaguars	S	4	4	0	0.0	0.0	0	0	0	0	0	0	0	0	0	0	0	0	0	0	0	0	0	0	0	W	27-17								
11/20	at Chargers	P	6	4	2	0.0	0.0	0	0	0	0	0	0	0	0	0	0	0	0	0	1	1	0	0	0	0	0	W	30-27							
11/27	Rams	S	2	1	1	0.0	0.0	0	0	0	0	0	0	0	0	0	1	0	0	0	0	0	0	0	0	0	0	W	26-10							
12/04	at Bengals	S	7	6	1	0.0	0.0	0	0	0	0	0	0	0	0	0	0	0	0	0	0	0	0	0	0	0	L	24-27								
12/11	at Broncos	P	4	1	3	0.0	0.0	0	0	0	0	0	0	0	0	0	0	0	0	0	0	0	0	0	0	0	0	W	34-28							
12/18	at Texans	S	1	1	0	0.0	0.0	0	0	0	0	0	0	0	0	1	0	0	0	0	0	0	0	0	0	0	0	W	30-24+							
12/24	Seahawks	P	2	1	1	0.0	0.0	0	0	0	0	0	0	0	0	1	0	0	0	0	0	0	0	0	0	0	0	W	24-10							
01/01	Broncos	P	0	0	0	0.0	0.0	0	0	0	0	0	0	0	0	0	0	0	0	0	0	0	0	0	0	0	0	W	27-24							
01/07	at Raiders	P	0	0	0	0.0	0.0	0	0	0	0	0	0	0	0	0	0	0	0	0	0	0	0	0	0	0	0	W	31-13							
<b>2022 TOTALS</b>			<b>17-4</b>	<b>39</b>	<b>28</b>	<b>11</b>	<b>0.0</b>	<b>0.0</b>	<b>1</b>	<b>2</b>	<b>0</b>	<b>1</b>	<b>7</b>	<b>7</b>	<b>0</b>	<b>7</b>	<b>0</b>	<b>0</b>	<b>0</b>	<b>0</b>	<b>0</b>	<b>1</b>	<b>1</b>	<b>0</b>	<b>0</b>	<b>0</b>	<b>0</b>	<b>0</b>	<b>0</b>	<b>0</b>	<b>0</b>	<b>0</b>	<b>0</b>	<b>0</b>	<b>0</b>	<b>14-3</b>

+ - Overtime





2023 GAME-BY-GAME REGULAR-SEASON STATISTICS (CHIEFS)

DATE	OPPONENT	P/S	TACKLES							INTERCEPTIONS					O. FUMB				ST				MISC		W/L	SCORE	
			TK	S	A	SK	YDS	TFL	YDS	QBH	NO	YDS	LG	TD	PD	FF	FR	TD	YDS	TK	S	A	FF	FR			S
09/07	Lions	P	2	2	0	0.0	0.0	0	0	0	0	0	0	0	0	0	0	0	0	0	0	0	0	0	0	L	20-21
09/17	at Jaguars	S	1	1	0	0.0	0.0	0	0	0	0	0	0	0	0	0	0	0	0	0	0	0	0	0	0	W	17-9
09/24	Bears	P	2	2	0	0.0	0.0	0	0	0	0	0	0	1	0	0	0	0	0	0	0	0	0	0	0	W	41-10
10/01	at Jets	P	2	2	0	0.0	0.0	1	3	0	0	0	0	0	0	0	0	0	0	0	0	0	0	0	0	W	23-20
10/08	at Vikings	P	4	2	2	0.0	0.0	0	0	0	0	0	0	0	0	0	0	0	0	0	0	0	0	0	0	W	27-20
10/12	Broncos	P	2	1	1	0.0	0.0	0	0	0	0	0	0	0	0	0	0	0	0	0	0	0	0	0	0	W	19-8
10/22	Chargers	P	0	0	0	0.0	0.0	0	0	0	0	0	0	0	0	0	0	0	0	0	0	0	0	0	0	W	31-17
10/29	at Broncos	P	0	0	0	0.0	0.0	0	0	0	0	0	0	0	0	0	0	0	0	0	0	0	0	0	0	L	9-24
11/05	Dolphins	P	0	0	0	0.0	0.0	0	0	0	0	0	0	0	0	0	0	0	0	0	0	0	0	0	0	W	21-14
11/20	Eagles	P	0	0	0	0.0	0.0	0	0	0	0	0	0	0	0	0	0	0	0	0	0	0	0	0	0	L	17-21
11/26	at Raiders	P	1	1	0	0.0	0.0	0	0	0	0	0	0	0	0	0	0	0	0	0	0	0	0	0	0	W	31-17
12/03	at Packers	P	0	0	0	0.0	0.0	0	0	0	0	0	0	0	0	0	0	0	0	0	0	0	0	0	0	L	19-27
12/10	Bills	P	0	0	0	0.0	0.0	0	0	0	0	0	0	0	0	0	0	0	0	0	0	0	0	0	0	L	17-20
12/17	at Patriots																									W	27-17
12/25	Raiders	P	0	0	0	0.0	0.0	0	0	0	0	0	0	0	0	0	0	0	0	0	0	0	0	0	0	L	14-20
12/31	Bengals	P	1	0	1	0.0	0.0	0	0	0	0	0	0	0	1	0	0	0	0	1	1	0	0	0	0	W	25-17
01/07	at Chargers	S	2	2	0	0.0	0.0	0	0	0	0	0	0	0	3	0	0	0	0	0	0	0	0	0	0	W	13-12
<b>2023 TOTALS</b>			<b>16-2</b>	<b>17</b>	<b>13</b>	<b>4</b>	<b>0.0</b>	<b>0.0</b>	<b>1</b>	<b>3</b>	<b>0</b>	<b>0</b>	<b>0</b>	<b>0</b>	<b>5</b>	<b>0</b>	<b>0</b>	<b>0</b>	<b>0</b>	<b>1</b>	<b>1</b>	<b>0</b>	<b>0</b>	<b>0</b>	<b>0</b>	<b>11-6</b>	

2024 GAME-BY-GAME REGULAR-SEASON STATISTICS (CHIEFS)

DATE	OPPONENT	P/S	TACKLES							INTERCEPTIONS					O. FUMB				ST				MISC		W/L	SCORE	
			TK	S	A	SK	YDS	TFL	YDS	QBH	NO	YDS	LG	TD	PD	FF	FR	TD	YDS	TK	S	A	FF	FR			S
09/05	Ravens	P	1	1	0	0.0	0.0	0	0	0	0	0	0	0	0	0	0	0	0	0	0	0	0	0	0	W	27-20
09/15	Bengals	P	0	0	0	0.0	0.0	0	0	0	0	0	0	0	0	0	0	0	0	1	1	0	0	0	0	W	26-25
09/22	at Falcons	P	0	0	0	0.0	0.0	0	0	0	0	0	0	0	0	0	0	0	0	0	0	0	0	0	0	W	22-17
09/29	at Chargers	P	0	0	0	0.0	0.0	0	0	0	0	0	0	0	0	0	0	0	0	0	0	0	0	0	0	W	17-10
10/07	Saints	P	0	0	0	0.0	0.0	0	0	0	0	0	0	0	0	0	0	0	0	0	0	0	0	0	0	W	26-13
10/20	at 49ers	P	0	0	0	0.0	0.0	0	0	0	0	0	0	0	0	0	0	0	0	0	0	0	0	0	0	W	28-18
10/27	at Raiders	P	1	0	1	0.0	0.0	0	0	0	0	0	0	0	0	0	0	0	1	1	0	0	0	0	0	W	27-20
11/04	Buccaneers	S	4	3	1	0.0	0.0	0	0	0	0	0	0	0	0	0	0	0	0	0	0	0	0	0	0	W	30-24+
11/10	Broncos	P	0	0	0	0.0	0.0	0	0	0	0	0	0	0	0	0	0	0	0	0	0	0	0	0	0	W	16-14
11/17	at Bills	P	0	0	0	0.0	0.0	0	0	0	0	0	0	0	0	0	0	0	1	0	1	0	0	0	0	L	21-30
11/24	at Panthers	P	0	0	0	0.0	0.0	0	0	0	0	0	0	0	0	0	0	0	0	0	0	0	0	0	0	W	30-27
11/29	Raiders	P	4	2	2	0.0	0.0	1	1	0	0	0	0	0	1	0	0	0	0	0	0	0	0	0	0	W	19-17
<b>2024 TOTALS</b>			<b>12-1</b>	<b>10</b>	<b>6</b>	<b>4</b>	<b>0.0</b>	<b>0.0</b>	<b>1</b>	<b>1</b>	<b>0</b>	<b>0</b>	<b>0</b>	<b>0</b>	<b>1</b>	<b>0</b>	<b>0</b>	<b>0</b>	<b>0</b>	<b>3</b>	<b>2</b>	<b>1</b>	<b>0</b>	<b>0</b>	<b>0</b>	<b>11-1</b>	

+ - Overtime

2022 GAME-BY-GAME POSTSEASON STATISTICS (CHIEFS)

DATE	OPPONENT	P/S	TACKLES							INTERCEPTIONS					O. FUMB				ST				MISC		W/L	SCORE		
			TK	S	A	SK	YDS	TFL	YDS	QBH	NO	YDS	LG	TD	PD	FF	FR	TD	YDS	TK	S	A	FF	FR			S	A
01/21	Jaguars	P	0	0	0	0.0	0.0	0	0	0	0	0	0	0	0	0	0	0	0	0	0	0	0	0	0	W	27-20	
01/29	Bengals	P	4	3	1	0.0	0.0	0	0	0	1	-4	-4	0	1	0	0	0	0	1	1	0	0	0	0	0	W	23-20
02/12	at Eagles	P	4	3	1	0.0	0.0	0	0	0	0	0	0	0	0	0	0	0	0	0	0	0	0	0	0	W	38-35	
<b>2022 TOTALS</b>			<b>3-0</b>	<b>8</b>	<b>6</b>	<b>2</b>	<b>0.0</b>	<b>0.0</b>	<b>0</b>	<b>0</b>	<b>0</b>	<b>1</b>	<b>-4</b>	<b>-4</b>	<b>0</b>	<b>1</b>	<b>0</b>	<b>0</b>	<b>0</b>	<b>1</b>	<b>1</b>	<b>0</b>	<b>0</b>	<b>0</b>	<b>0</b>	<b>3-0</b>		

2023 GAME-BY-GAME POSTSEASON STATISTICS (CHIEFS)

DATE	OPPONENT	P/S	TACKLES							INTERCEPTIONS					O. FUMB				ST				MISC		W/L	SCORE	
			TK	S	A	SK	YDS	TFL	YDS	QBH	NO	YDS	LG	TD	PD	FF	FR	TD	YDS	TK	S	A	FF	FR			S
01/13	Dolphins	P	0	0	0	0.0	0.0	0	0	0	0	0	0	0	0	0	0	0	0	0	0	0	0	0	0	W	26-7
01/21	at Bills	P	3	1	2	0.0	0.0	0	0	0	0	0	0	0	0	0	0	0	0	0	0	0	0	0	0	W	27-24
01/28	at Ravens	P	2	2	0	0.0	0.0	0	0	0	0	0	0	0	0	0	0	0	1	1	0	0	0	0	0	W	17-10
02/11	49ers	P	1	0	1	0.0	0.0	0	0	0	0	0	0	0	0	0	0	0	1	1	0	0	0	0	0	W	25-22+
<b>2023 TOTALS</b>			<b>4-0</b>	<b>6</b>	<b>3</b>	<b>3</b>	<b>0.0</b>	<b>0.0</b>	<b>0</b>	<b>0</b>	<b>0</b>	<b>0</b>	<b>0</b>	<b>0</b>	<b>0</b>	<b>0</b>	<b>0</b>	<b>0</b>	<b>2</b>	<b>2</b>	<b>0</b>	<b>0</b>	<b>0</b>	<b>0</b>	<b>0</b>	<b>4-0</b>	

+ - Overtime





# JAMES WINCHESTER



**LONG SNAPPER #41**  
**OKLAHOMA**

**10<sup>TH</sup>** YEAR IN THE NFL

**10<sup>TH</sup>** YEAR WITH THE CHIEFS

**HEIGHT:** 6'3"  
**WEIGHT:** 209 LBS  
**DRAFTED:** FA-15  
**BIRTHDAY:** 8/6/89

- Winchester enters his 10th season with Kansas City in 2024.
- Originally entered the NFL as a free agent with the Philadelphia Eagles in 2013.

### Career Highlights:

- One of six players to be on the active roster for all three of the club's Super Bowl victories in the past five years (LIV, LVII and LVIII). He is joined by G Nick Allegretti, K Harrison Butker, DT Chris Jones, TE Travis Kelce and QB Patrick Mahomes.

### Postseason Career Highlights:

- Tied with TE Travis Kelce for most postseason appearances in franchise history, playing in 22 games.

### Transactions:

Re-signed with Kansas City (3/15/24) ... Signed with Kansas City (3/13/15) ... Released by Philadelphia (8/25/13) ... Originally entered the NFL as a free agent with the Philadelphia Eagles in 2013.

## COLLEGE

Played in 39 games in three seasons (2009-11) at Oklahoma after he was a junior walk-on in 2010 ... Recovered three fumbles in 2010, which tied for the NCAA lead in that category.

## PERSONAL

- Attended Washington High School.
- Father, Mike, was the punter at OU for two seasons (1984-85).
- He is a member of the Choctaw Tribe.
- Majored in human relations at Oklahoma.
- Hometown: Washington, Okla.

## JAMES WINCHESTER'S NFL REGULAR SEASON STATISTICS

DATE	TEAM	GP
2015	Chiefs	16
2016	Chiefs	16
2017	Chiefs	16
2018	Chiefs	16
2019	Chiefs	16
2020	Chiefs	16
2021	Chiefs	17
2022	Chiefs	17
2023	Chiefs	17
2024	Chiefs	12
<b>NFL TOTALS</b>		<b>159</b>



JAMES WINCHESTER'S NFL POSTSEASON STATISTICS

DATE	TEAM	GP
2015	Chiefs	2
2016	Chiefs	1
2017	Chiefs	1
2018	Chiefs	2
2019	Chiefs	3
2020	Chiefs	3
2021	Chiefs	3
2022	Chiefs	3
2023	Chiefs	4
<b>NFL TOTALS</b>		<b>22</b>

2015 GAME-BY-GAME REGULAR-SEASON STATISTICS (CHIEFS)

DATE	OPPONENT		W/L	SCORE
09/13	at Texans	P	W	27-20
09/17	Broncos	P	L	24-31
09/28	at Packers	P	L	28-38
10/04	at Bengals	P	L	21-36
10/11	Bears	P	L	17-18
10/18	at Vikings	P	L	10-16
10/25	Steelers	P	W	23-13
11/01	Lions	P	W	45-10
11/15	at Broncos	P	W	29-13
11/22	at Chargers	P	W	33-3
11/29	Bills	P	W	30-22
12/06	at Raiders	P	W	34-20
12/13	Chargers	P	W	10-3
12/20	at Ravens	P	W	34-14
12/27	Browns	P	W	17-13
01/03	Raiders	P	W	23-17
<b>2015 TOTALS</b>		<b>16</b>	<b>11-5</b>	

2016 GAME-BY-GAME REGULAR-SEASON STATISTICS (CHIEFS)

DATE	OPPONENT		W/L	SCORE
09/11	Chargers	P	W	33-27+
09/18	at Texans	P	L	12-19
09/25	Jets	P	W	24-3
10/02	at Steelers	P	L	14-43
10/16	at Raiders	P	W	26-10
10/23	Saints	P	W	27-21
10/30	at Colts	P	W	30-14
11/06	Jaguars	P	W	19-14
11/13	at Panthers	P	W	20-17
11/20	Buccaneers	P	L	17-19
11/27	at Broncos	P	W	30-27+
12/04	at Falcons	P	W	29-28
12/08	Raiders	P	W	21-13
12/18	Titans	P	L	17-19
12/25	Broncos	P	W	33-10
01/01	at Chargers	P	W	37-27
<b>2016 TOTALS</b>		<b>16</b>	<b>12-4</b>	

+ - Overtime



2017 GAME-BY-GAME REGULAR-SEASON STATISTICS (CHIEFS)

DATE	OPPONENT		W/L	SCORE
09/07	at Patriots	P	W	42-27
09/17	Eagles	P	W	27-20
09/24	at Chargers	P	W	24-10
10/02	Redskins	P	W	29-20
10/08	at Texans	P	W	42-34
10/15	Steelers	P	L	13-19
10/19	at Raiders	P	L	30-31
10/30	Broncos	P	W	29-19
11/05	at Cowboys	P	L	17-28
11/19	at Giants	P	L	9-12+
11/26	Bills	P	L	10-16
12/03	at Jets	P	L	31-38
12/10	Raiders	P	W	26-15
12/16	Chargers	P	W	30-13
12/24	Dolphins	P	W	29-13
12/31	at Broncos	P	W	27-24
<b>2017 TOTALS</b>		<b>16</b>	<b>10-6</b>	

+ - Overtime

2018 GAME-BY-GAME REGULAR-SEASON STATISTICS (CHIEFS)

DATE	OPPONENT		W/L	SCORE
09/09	at Chargers	P	W	38-28
09/16	at Steelers	P	W	42-37
09/23	49ers	P	W	38-27
10/01	at Broncos	P	W	27-23
10/07	Jaguars	P	W	30-14
10/14	at Patriots	P	L	40-43
10/21	Bengals	P	W	45-10
10/28	Broncos	P	W	30-23
11/04	at Browns	P	W	37-21
11/11	Cardinals	P	W	26-14
11/19	at Rams	P	L	51-54
12/02	at Raiders	P	W	40-33
12/09	Ravens	P	W	27-24+
12/13	Chargers	P	L	28-29
12/23	at Seahawks	P	L	31-38
12/30	Raiders	P	W	35-3
<b>2018 TOTALS</b>		<b>16</b>	<b>12-4</b>	

+ - Overtime

2019 GAME-BY-GAME REGULAR-SEASON STATISTICS (CHIEFS)

DATE	OPPONENT		W/L	SCORE
09/08	at Jaguars	P	W	40-26
09/15	at Raiders	P	W	28-10
09/22	Ravens	P	W	33-28
09/29	at Lions	P	W	34-30
10/06	Colts	P	L	13-19
10/13	Texans	P	L	24-31
10/17	at Broncos	P	W	30-6
10/27	Packers	P	L	24-31
11/03	Vikings	P	W	26-23
11/10	at Titans	P	L	32-35
11/18	at Chargers	P	W	24-17
12/01	Raiders	P	W	40-9
12/08	at Patriots	P	W	23-16
12/15	Broncos	P	W	23-3
12/22	at Bears	P	W	26-3
12/29	Chargers	P	W	31-21
<b>2019 TOTALS</b>		<b>16</b>	<b>12-4</b>	



2020 GAME-BY-GAME REGULAR-SEASON STATISTICS (CHIEFS)

DATE	OPPONENT		W/L	SCORE
09/10	Texans	P	W	34-20
09/20	at Chargers	P	W	23-20+
09/28	at Ravens	P	W	34-20
10/05	Patriots	P	W	26-10
10/11	Raiders	P	L	32-40
10/19	at Bills	P	W	26-17
10/25	at Broncos	P	W	43-16
11/01	Jets	P	W	35-9
11/08	Panthers	P	W	33-31
11/22	at Raiders	P	W	35-31
11/29	at Buccaneers	P	W	27-24
12/06	Broncos	P	W	22-16
12/13	at Dolphins	P	W	33-27
12/20	at Saints	P	W	32-29
12/27	Falcons	P	W	17-14
01/03	Chargers	P	L	21-38
<b>2020 TOTALS</b>		<b>16</b>	<b>14-2</b>	

+ - Overtime

2021 GAME-BY-GAME REGULAR-SEASON STATISTICS (CHIEFS)

DATE	OPPONENT		W/L	SCORE
09/12	Browns	P	W	33-29
09/19	at Ravens	P	L	35-36
09/26	Chargers	P	L	24-30
10/03	at Eagles	P	W	42-30
10/10	Bills	P	L	20-38
10/17	at Football Team	P	W	31-13
10/24	at Titans	P	L	3-27
11/01	Giants	P	W	20-17
11/07	Packers	P	W	13-7
11/14	at Raiders	P	W	41-14
11/21	Cowboys	P	W	19-9
12/05	Broncos	P	W	22-9
12/12	Raiders	P	W	48-9
12/16	at Chargers	P	W	34-28+
12/26	Steelers	P	W	36-10
01/02	at Bengals	P	L	31-34
01/08	at Broncos	P	W	28-24
<b>2021 TOTALS</b>		<b>17</b>	<b>12-5</b>	

+ - Overtime

2022 GAME-BY-GAME REGULAR-SEASON STATISTICS (CHIEFS)

DATE	OPPONENT		W/L	SCORE
09/11	at Cardinals	P	W	44-21
09/15	Chargers	P	W	27-24
09/25	at Colts	P	L	17-20
10/02	at Buccaneers	P	W	41-31
10/10	Raiders	P	W	30-29
10/16	Bills	P	L	20-24
10/23	at 49ers	P	W	44-23
11/06	Titans	P	W	20-17+
11/13	Jaguars	P	W	27-17
11/20	at Chargers	P	W	30-27
11/27	Rams	P	W	26-10
12/04	at Bengals	P	L	24-27
12/11	at Broncos	P	W	34-28
12/18	at Texans	P	W	30-24+
12/24	Seahawks	P	W	24-10
01/01	Broncos	P	W	27-24
01/07	at Raiders	P	W	31-13
<b>2022 TOTALS</b>		<b>17</b>	<b>14-3</b>	

+ - Overtime



2023 GAME-BY-GAME REGULAR-SEASON STATISTICS (CHIEFS)

DATE	OPPONENT		W/L	SCORE
09/07	Lions	P	L	20-21
09/17	at Jaguars	P	W	17-9
09/24	Bears	P	W	41-10
10/01	at Jets	P	W	23-20
10/08	at Vikings	P	W	27-20
10/12	Broncos	P	W	19-8
10/22	Chargers	P	W	31-17
10/29	at Broncos	P	L	9-24
11/05	Dolphins	P	W	21-14
11/20	Eagles	P	L	17-21
11/26	at Raiders	P	W	31-17
12/03	at Packers	P	L	19-27
12/10	Bills	P	L	17-20
12/17	at Patriots	P	W	27-17
12/25	Raiders	P	L	14-20
12/31	Bengals	P	W	25-17
01/07	at Chargers	P	W	13-12
<b>2023 TOTALS</b>		<b>17</b>	<b>11-6</b>	

2024 GAME-BY-GAME REGULAR-SEASON STATISTICS (CHIEFS)

DATE	OPPONENT		W/L	SCORE
09/05	Ravens	P	W	27-20
09/15	Bengals	P	W	26-25
09/22	at Falcons	P	W	22-17
09/29	at Chargers	P	W	17-10
10/07	Saints	P	W	26-13
10/20	at 49ers	P	W	28-18
10/27	at Raiders	P	W	27-20
11/04	Buccaneers	P	W	30-24+
11/10	Broncos	P	W	16-14
11/17	at Bills	P	L	21-30
11/24	at Panthers	P	W	30-27
11/29	Raiders	P	W	19-17
<b>2024 TOTALS</b>		<b>12</b>	<b>11-1</b>	

+ - Overtime

2015 GAME-BY-GAME POSTSEASON STATISTICS (CHIEFS)

DATE	OPPONENT		W/L	SCORE
01/09	at Texans	P	W	30-0
01/16	at Patriots	P	L	20-27
<b>2015 TOTALS</b>		<b>2</b>	<b>1-1</b>	

2016 GAME-BY-GAME POSTSEASON STATISTICS (CHIEFS)

DATE	OPPONENT		W/L	SCORE
01/15	Steelers	P	L	16-18
<b>2016 TOTALS</b>		<b>1</b>	<b>0-1</b>	

2017 GAME-BY-GAME POSTSEASON STATISTICS (CHIEFS)

DATE	OPPONENT		W/L	SCORE
01/06	Titans	P	L	21-22
<b>2017 TOTALS</b>		<b>1</b>	<b>0-1</b>	

2018 GAME-BY-GAME POSTSEASON STATISTICS (CHIEFS)

DATE	OPPONENT		W/L	SCORE
01/12	Colts	P	W	31-13
01/20	Patriots	P	L	31-37+
<b>2018 TOTALS</b>		<b>2</b>	<b>1-1</b>	

+ - Overtime

2019 GAME-BY-GAME POSTSEASON STATISTICS (CHIEFS)

DATE	OPPONENT		W/L	SCORE
01/12	Texans	P	W	51-31
01/19	Titans	P	W	35-24
02/02	49ers	P	W	31-20
<b>2019 TOTALS</b>		<b>3</b>	<b>3-0</b>	

2020 GAME-BY-GAME POSTSEASON STATISTICS (CHIEFS)

DATE	OPPONENT		W/L	SCORE
01/17	Browns	P	W	22-17
01/24	Bills	P	W	38-24
02/07	at Buccaneers	P	L	9-31
<b>2020 TOTALS</b>		<b>3</b>	<b>2-1</b>	

2021 GAME-BY-GAME POSTSEASON STATISTICS (CHIEFS)

DATE	OPPONENT		W/L	SCORE
01/16	Steelers	P	W	42-21
01/23	Bills	P	W	42-36+
01/30	Bengals	P	L	24-27+
<b>2021 TOTALS</b>		<b>3</b>	<b>2-1</b>	

+ - Overtime



2022 GAME-BY-GAME POSTSEASON STATISTICS (CHIEFS)

DATE	OPPONENT		W/L	SCORE
01/21	Jaguars	P	W	27-20
01/29	Bengals	P	W	23-20
02/12	at Eagles	P	W	38-35
<b>2022 TOTALS</b>		<b>3</b>	<b>3-0</b>	

2023 GAME-BY-GAME POSTSEASON STATISTICS (CHIEFS)

DATE	OPPONENT		W/L	SCORE
01/13	Dolphins	P	W	26-7
01/21	at Bills	P	W	27-24
01/28	at Ravens	P	W	17-10
02/11	49ers	P	W	25-22+
<b>2023 TOTALS</b>		<b>4</b>	<b>4-0</b>	


+ - Overtime





# XAVIER WORTHY

**WIDE RECEIVER #1**  
**TEXAS**



**ROOKIE**

**HEIGHT:** 5'11"  
**WEIGHT:** 165 LBS  
**DRAFTED:** D1-24  
**BIRTHDAY:** 4/27/03

- Worthy enters his first season with the Chiefs in 2024.
- Originally entered the NFL as a first-round pick (28th overall) by the Kansas City Chiefs in the 2024 NFL Draft.

**Transactions:**

Originally entered the NFL as a first-round pick (28th overall) by the Kansas City Chiefs in the 2024 NFL Draft.

### COLLEGE

Three year wide receiver at Texas ... Played in and started in 39 games ... Scored 26 career touchdown receptions, the third-most in Longhorn history ... Left Texas ranked fourth all-time in career receiving yards (2,755), sixth in receptions (197), eighth in punt return yards (564) ... Had the following honors: 2023 All-America second-team selection as a punt returner ... Named third-team AP All-America honoree as an all purpose player in 2023 ... First-team All-Big 12 selection in 2023 ... Second-team All-Big 12 selection in 2022 ... First-team All-Big 12 selection in 2021 ... 2021 Big 12 Offensive Freshman of the Year ... AP Big 12 Newcomer of the Year ... Named a Shaun Alexander Freshman of the Year Award finalist ... AP Freshman All-American honors ... Academic Big 12 first-team in 2022 and 2021-22 Academic All Big 12 Rookie Team honoree ... Two-time member of the Big 12 Commissioner's Honor Roll (fall 2021 and spring 2022).

### PERSONAL

- Selected to participate in 2021 All-American Bowl.
- No. 12 wide receiver in the country by 247Sports.
- Rated as a four-star prospect by ESPN.
- Caught 55 passes for 992 yards and 16 touchdowns as a junior, had his senior season canceled due to COVID-19.
- Helped Central East win its first-ever CIF Division I-AA state championship after a 15-0 season in 2019.
- Also competed in track and field for Central East.

#### REGULAR SEASON COMPARISON: RECEIVING - LOS ANGELES CHARGERS

DATE	OPP	W/L	GP/GS	REC	YDS.	AVG.	TD	LG	TGTS	YAC
9/29/24	KC @ LAC	W	5	3	73	24.3	1	54t	4	13
<b>TOTALS</b>		<b>1/0</b>	<b>1/1</b>	<b>3</b>	<b>73</b>	<b>24.3</b>	<b>1</b>	<b>54t</b>	<b>4</b>	<b>13</b>

### XAVIER WORTHY'S NFL REGULAR SEASON RUSHING/RECEIVING STATISTICS

DATE	TEAM	GP	GS	RECEIVING					RUSHING				
				NO.	YDS.	AVG.	LG	TD	NO.	YDS.	AVG.	LG	TD
2024	Chiefs	12	9	33	407	12.3	54t	4	11	49	4.5	21t	2
<b>NFL TOTALS</b>		<b>12</b>	<b>9</b>	<b>33</b>	<b>407</b>	<b>12.3</b>	<b>54T</b>	<b>4</b>	<b>11</b>	<b>49</b>	<b>4.5</b>	<b>21T</b>	<b>2</b>

### XAVIER WORTHY'S NFL REGULAR SEASON RETURN STATISTICS

DATE	TEAM	KICKOFF RETURNS					PUNT RETURNS					
		RET.	YDS.	AVG.	LG	TD	NO.	FC	YDS.	AVG.	LG	TD
2024	Chiefs	0	0	0.0	0	0	0	0	0	0.0	0	0
<b>NFL TOTALS</b>		<b>0</b>	<b>0</b>	<b>0.0</b>	<b>0</b>	<b>0</b>	<b>0</b>	<b>0</b>	<b>0</b>	<b>0.0</b>	<b>0</b>	<b>0</b>





SINGLE-GAME HIGHS: RUSHING/RECEIVING

**Rush Attempts** 3 at Atlanta, Sep 22, 2024  
 2 vs. Tampa Bay, Nov 04, 2024  
 1 at San Francisco, Oct 20, 2024  
 1 vs. New Orleans, Oct 07, 2024  
 1 vs. Cincinnati, Sep 15, 2024  
 ...1 more at 1.

**Rushing Yards** 21 vs. Baltimore, Sep 05, 2024  
 13 at Atlanta, Sep 22, 2024  
 7 at Buffalo, Nov 17, 2024  
 5 at San Francisco, Oct 20, 2024  
 5 vs. Cincinnati, Sep 15, 2024

**Longest Runs** 21t vs. Baltimore, Sep 05, 2024  
 7 at Buffalo, Nov 17, 2024  
 6 at Atlanta, Sep 22, 2024  
 6 at Atlanta, Sep 22, 2024  
 5 at Carolina, Nov 24, 2024  
 ...2 more at 5.

**Receptions** 5 vs. Las Vegas, Nov 29, 2024  
 4 at Carolina, Nov 24, 2024  
 4 at Buffalo, Nov 17, 2024  
 4 at Las Vegas, Oct 27, 2024  
 3 at San Francisco, Oct 20, 2024  
 ...2 more at 3.

**Receiving Yards** 73 at L.A. Chargers, Sep 29, 2024  
 61 at Buffalo, Nov 17, 2024  
 54 vs. Las Vegas, Nov 29, 2024  
 47 vs. Baltimore, Sep 05, 2024  
 46 at Carolina, Nov 24, 2024

**Receiving Average** 24.3 at L.A. Chargers, Sep 29, 2024  
 15.3 at Buffalo, Nov 17, 2024  
 11.5 at Carolina, Nov 24, 2024  
 10.8 vs. Las Vegas, Nov 29, 2024  
 9.3 at Las Vegas, Oct 27, 2024

**Longest Receptions** 54t at L.A. Chargers, Sep 29, 2024  
 35t vs. Baltimore, Sep 05, 2024  
 31 at Buffalo, Nov 17, 2024  
 19 vs. Las Vegas, Nov 29, 2024  
 19 at Carolina, Nov 24, 2024

**Receiving TDs** 1 at Buffalo, Nov 17, 2024  
 1 at Las Vegas, Oct 27, 2024  
 1 at L.A. Chargers, Sep 29, 2024  
 ...1 more at 1.

**All-Purpose Yards** 73 at L.A. Chargers, Sep 29, 2024  
 68 at Buffalo, Nov 17, 2024  
 68 vs. Baltimore, Sep 05, 2024  
 54 vs. Las Vegas, Nov 29, 2024  
 51 at Carolina, Nov 24, 2024

**Most TDs** 2 vs. Baltimore, Sep 05, 2024  
 1 at Buffalo, Nov 17, 2024  
 1 at Las Vegas, Oct 27, 2024  
 1 vs. New Orleans, Oct 07, 2024  
 ...1 more at 1.

**Scrimmage Yards** 73 at L.A. Chargers, Sep 29, 2024  
 68 at Buffalo, Nov 17, 2024  
 68 vs. Baltimore, Sep 05, 2024  
 54 vs. Las Vegas, Nov 29, 2024  
 51 at Carolina, Nov 24, 2024

2024 GAME-BY-GAME REGULAR-SEASON STATISTICS (CHIEFS)

DATE	OPPONENT	P/S	RECEIVING					RUSHING					W/L	SCORE
			NO.	YDS.	AVG.	LG	TD	NO.	YDS.	AVG.	LG	TD		
09/05	Ravens	S	2	47	23.5	35t	1	1	21	21.0	21t	1	W	27-20
09/15	Bengals	P	2	17	8.5	12	0	1	5	5.0	5	0	W	26-25
09/22	at Falcons	S	2	17	8.5	10	0	3	13	4.3	6	0	W	22-17
09/29	at Chargers	S	3	73	24.3	54t	1	0	0	0.0	0	0	W	17-10
10/07	Saints	S	3	25	8.3	18	0	1	3	3.0	3t	1	W	26-13
10/20	at 49ers	S	3	19	6.3	8	0	1	5	5.0	5	0	W	28-18
10/27	at Raiders	P	4	37	9.3	16	1	0	0	0.0	0	0	W	27-20
11/04	Buccaneers	S	0	0	0.0	0	0	2	-10	-5.0	0	0	W	30-24+
11/10	Broncos	S	1	11	11.0	11	0	0	0	0.0	0	0	W	16-14
11/17	at Bills	S	4	61	15.3	31	1	1	7	7.0	7	0	L	21-30
11/24	at Panthers	P	4	46	11.5	19	0	1	5	5.0	5	0	W	30-27
11/29	Raiders	S	5	54	10.8	19	0	0	0	0.0	0	0	W	19-17
<b>2024 TOTALS</b>		<b>12-9</b>	<b>33</b>	<b>407</b>	<b>12.3</b>	<b>54T</b>	<b>4</b>	<b>11</b>	<b>49</b>	<b>4.5</b>	<b>21T</b>	<b>2</b>	<b>11-1</b>	

+ - Overtime



# **RECORDS**



# REGULAR INDIVIDUAL

## SERVICE

### Most Seasons, Active Players

15	Jerrel Wilson	1963-77
15	Dustin Colquitt	2005-19
14	Len Dawson	1962-75
14	Ed Budde	1963-76
14	Nick Lowery	1980-93
14	Will Shields	1993-06
13	Jim Tyrer	1961-73
13	Buck Buchanan	1963-75
13	Emmitt Thomas	1966-78
13	Jan Stenerud	1967-79
13	Jack Rudnay	1970-82
13	John Alt	1984-96
13	Derrick Johnson	2005-17
12	Johnny Robinson	1960-71
12	Bobby Bell	1963-74
12	Dave Hill	1963-74
12	Mike Livingston	1968-79
12	Henry Marshall	1976-87
12	Tony Gonzalez	1997-08
12	Tamba Hali	2006-17
12	Travis Kelce	2013-24

### Most Games Played, Career (All 175+)

238	Dustin Colquitt	2005-19
224	Will Shields	1993-06
212	Nick Lowery	1980-93
203	Jerrel Wilson	1963-77
190	Tony Gonzalez	1997-08
186	Jan Stenerud	1967-79
183	Len Dawson	1962-75
182	Buck Buchanan	1963-75
182	Derrick Johnson	2005-17
181	Emmitt Thomas	1966-78
180	Jim Tyrer	1961-73
179	John Alt	1984-96
178	Jack Rudnay	1970-82
177	Ed Budde	1963-76
177	Tamba Hali	2006-17

### Most Games Started, Career (Since 1968)

223	Will Shields	1993-06
174	Tony Gonzalez	1997-08
171	Jack Rudnay	1970-82
169	Derrick Johnson	2005-17
164	Tim Grunhard	1990-00
157*	Len Dawson (*Since 1962)	1962-75
157	Derrick Thomas	1989-99
157	Tamba Hali	2006-17

### Most Starts, Rookie, Season

17	Creed Humphrey	2021
17	Trey Smith	2021
17	George Karlaftis	2022
16	Sylvester Hicks	1978
16	Art Still	1978
16	Dave Lutz	1983
16	Kevin Ross	1984
16	Dino Hackett	1986
16	Derrick Thomas	1989
16	Greg Wesley	2000
16	Derrick Johnson	2005
16	Tamba Hali	2006
16	Brandon Carr	2008
16	Glenn Dorsey	2008
16	Eric Berry	2010
16	Dontari Poe	2012
16	Zach Fulton	2014
16	Marcus Peters	2015
16	Kareem Hunt	2017
16	Juan Thornhill	2019

### Most Consecutive Games Played, Career

224	Will Shields (Sept. 5, 1993 - Dec. 31, 2006)
186	Jan Stenerud (Sept. 9, 1967 - Dec. 16, 1979)
184	Dustin Colquitt (Nov. 9, 2008 - Dec. 29, 2019)
180	Jim Tyrer (Sept. 10, 1961 - Dec. 2, 1973)
170	Travis Kelce (Sept. 7, 2014 - Nov. 29, 2024)
168	Bobby Bell (Sept. 7, 1963 - Dec. 14, 1974)
166	Buck Buchanan (Sept. 7, 1963 - Dec. 1, 1974)

### Most Consecutive Games Started (Since 1968)

223	Will Shields (Sept. 12, 1993 - Dec. 31, 2006)
144	Emmitt Thomas (Sept. 28, 1968 - Oct. 15, 1978)
134	Jim Lynch (Sept. 9, 1968 - Nov. 6, 1977)
120	Tim Grunhard (Sept. 5, 1993 - Oct. 29, 2000)
120	Tony Gonzalez (Sept. 19, 1999 - Nov. 12, 2006)

### Most Consecutive Games Started To Begin Career

101	Gary Barbaro	1976-82
-----	--------------	---------

64	Brandon Carr	2008-11
63	Creed Humphrey	2021-24
51	Art Still	1978-81
51	Creed Humphrey	2021-23
41	Tamba Hali	2006-08

### Most Games Started, Quarterback, Career

158	Len Dawson	1962-75
108	Patrick Mahomes	2017-24
88	Trent Green	2001-06
77	Bill Kenney	1979-88
76	Alex Smith	2013-17

### Most Consecutive Games Started, Quarterback

81	Trent Green (Sept. 9, 2001 - Sept. 10, 2006)
50	Patrick Mahomes (Sept. 12, 2021 - Dec. 31, 2023)
44	Len Dawson (Oct. 31, 1965 - Nov. 3, 1968)
35	Steve DeBerg (Nov. 26, 1989 - Dec. 8, 1991)
28	Steve Bono (Sept. 3, 1995 - Nov. 24, 1996)
28	Elvis Grbac (Dec. 26, 1998 - Nov. 19, 2000)
28	Len Dawson (Sept. 8, 1962 - Nov. 8, 1963)

### Most Consecutive Seasons Starting Every Game, QB

5	Trent Green	2001-05
2	Len Dawson	1966-67
2	Patrick Mahomes	2021-22

## SCORING

### POINTS

### Most Points, Career (All 400+)

1,466	Nick Lowery	1980-93
1,231	Jan Stenerud	1967-79
975	Harrison Butker	2017-24
517	Ryan Succop	2009-13
500	Priest Holmes	2001-07
484	Travis Kelce	2013-24
462	Tony Gonzalez	1997-08
442	Pete Stoyanovich	1996-00
402	Tyreek Hill	2016-21

### Most Seasons, 100 or More Points

11	Nick Lowery	1981, '83-86, '88-93
6	Harrison Butker	2017-21, '23
5	Jan Stenerud	1967-71
4	Ryan Succop	2009-10, '12-13
3	Pete Stoyanovich	1997-99
3	Lawrence Tynes	2004-06
3	Cairo Santos	2014-16
2	Lin Elliott	1994-95
2	Morten Andersen	2002-03
2	Priest Holmes	2002-03
2	Larry Johnson	2005-06
1	Jack Spikes	1960
1	Abner Haynes	1962
1	Todd Peterson	2001
1	Jamaal Charles	2013
1	Tyreek Hill	2020

### Most Points, Season (All 125+)

162	Priest Holmes	2003
147	Harrison Butker	2019
144	Priest Holmes	2002
142	Harrison Butker	2017
139	Nick Lowery	1990
137	Harrison Butker	2018, 2023
129	Jan Stenerud	1968
129	Cairo Santos	2015
129	Cairo Santos	2016
126	Larry Johnson	2005
125	Lawrence Tynes	2005

### Most Points, Non-Kickers, Rookie, Season

72	Abner Haynes	1960
72	Tyreek Hill	2016
66	Billy Jackson	1981
66	Kareem Hunt	2017
48	Johnny Robinson	1960
48	Mike Garrett	1966

### Most Kicking Points, Rookie, Season

142	Harrison Butker	2017
113	Cairo Santos	2014
108	Jan Stenerud	1967
104	Ryan Succop	2009
74	Jack Spikes	1960

### Most Points, Game

30	Abner Haynes vs. Oakland	Nov. 26, 1961
30	Jamaal Charles at Oakland	Dec. 15, 2013

# REGULAR INDIVIDUAL

24	Frank Jackson vs. Denver	Dec. 10, 1961
24	Abner Haynes vs. Boston	Sept. 8, 1962
24	Frank Jackson at San Diego	Dec. 13, 1964
24	Bert Coan at Denver	Oct. 23, 1966
24	Priest Holmes at Cleveland	Sept. 8, 2002
24	Priest Holmes vs. Atlanta	Oct. 24, 2004
24	Derrick Blaylock vs. Atlanta	Oct. 24, 2004
24	Larry Johnson vs. Seattle	Oct. 29, 2006
24	Travis Kelce vs. Las Vegas	Oct. 10, 2022

## TOUCHDOWNS

### Most Touchdowns, Career (All 60+)

83	Priest Holmes (76 rush, 7 rec.)	2001-07
79	Travis Kelce (76 rec., 2 rush, 1 fum.)	2013-23
76	Tony Gonzalez (0 rush, 76 rec.)	1997-08
67	Tyreek Hill (6 rush, 56 rec. 1 KR, 4 PR)	2016-21
64	Jamaal Charles (43 rush, 20 rec., 1 KR)	2008-16
61	Larry Johnson (55 rush, 6 rec.)	2003-09
60	Otis Taylor (3 rush, 57 rec.)	1965-75

### Most Touchdowns, Season

27	Priest Holmes (27 rush, 0 rec.)	2003
24	Priest Holmes (21 rush, 3 rec.)	2002
21	Larry Johnson (20 rush, 1 rec.)	2005
19	Abner Haynes (13 rush, 6 rec.)	1962
19	Larry Johnson (17 rush, 2 rec.)	2006
19	Jamaal Charles (12 rush, 7 rec.)	2013

### Most Touchdowns, Rookie, Season

12	Abner Haynes (9 rush, 3 rec.)	1960
12	Tyreek Hill (3 rush, 6 rec., 2 PR, 1 KR)	2016
11	Billy Jackson (10 rush, 1 rec.)	1981
11	Kareem Hunt (8 rush, 3 rec.)	2017
9	Johnny Robinson (4 rush, 4 rec., 1 PR)	1960
8	Mike Garrett (6 rush, 1 rec., 1 PR)	1966

### Most Touchdowns, Game

5	Abner Haynes vs. Oakland	Nov. 26, 1961
5	Jamaal Charles at Oakland	Dec. 15, 2013
4	Frank Jackson vs. Denver	Dec. 10, 1961
4	Abner Haynes vs. Boston	Sept. 8, 1962
4	Frank Jackson at San Diego	Dec. 13, 1964
4	Bert Coan at Denver	Oct. 23, 1966
4	Priest Holmes at Cleveland	Sept. 8, 2002
4	Priest Holmes vs. Atlanta	Oct. 24, 2004
4	Derrick Blaylock vs. Atlanta	Oct. 24, 2004
4	Larry Johnson vs. Seattle	Oct. 29, 2006
4	Travis Kelce vs. Las Vegas	Oct. 10, 2022
3	46 times; Last, Travis Kelce at Los Angeles Chargers	Nov. 21, 2022

### Most Consecutive Games Scoring Touchdowns

11	Priest Holmes	2002
9	Larry Johnson	2006
8	Priest Holmes	2003-04
8	Larry Johnson	2004-05
8	Jamaal Charles	2014
8	Kareem Hunt	2018
7	Marcus Allen	1993
7	Priest Holmes	2004-05
7	Larry Johnson	2005
7	Dwayne Bowe	2010
7	Jamaal Charles	2013

## POINTS AFTER TOUCHDOWNS

### Most Points After TD Attempted, Career

483	Nick Lowery	1980-93
409	Jan Stenerud	1967-79
327	Harrison Butker	2017-23
164	Pete Stoyanovich	1996-00
160	Ryan Succop	2009-13

### Most Points After TD Attempted, Season

69	Harrison Butker	2018
60	Lawrence Tynes	2004
59	Morten Andersen	2003
54	Harrison Butker	2020
52	Ryan Succop	2013

### Most Points After TD Attempted, Game

8	Tommy Brooker at Denver	Sept. 7, 1963
8	Mike Mercer at Denver	Oct. 23, 1966
8	Lawrence Tynes vs. Atlanta	Oct. 24, 2004
8	Ryan Succop at Oakland	Dec. 15, 2013

### Most Points After TD Made, Career

479	Nick Lowery	1980-93
394	Jan Stenerud	1967-79
309	Harrison Butker	2017-23
163	Pete Stoyanovich	1996-00
160	Ryan Succop	2009-13

### Most Points After TD Made, Season

65	Harrison Butker	2018
58	Morten Andersen	2003
58	Lawrence Tynes	2004
52	Ryan Succop	2013
51	Morten Andersen	2002

### Most Points After TD Made, Game

8	Tommy Brooker at Denver	Sept. 7, 1963
8	Mike Mercer at Denver	Oct. 23, 1966
8	Lawrence Tynes vs. Atlanta	Oct. 24, 2004
8	Ryan Succop at Oakland	Dec. 15, 2013
7	Cotton Davidson vs. Denver	Dec. 10, 1961
7	Tommy Brooker at N.Y. Titans	Nov. 11, 1962
7	Jack Spikes vs. Denver	Dec. 8, 1963
7	Tommy Brooker vs. Denver	Nov. 1, 1964
7	Tommy Brooker vs. Houston	Nov. 28, 1965
7	Jan Stenerud vs. Denver	Oct. 29, 1967
7	Morten Andersen vs. Arizona	Dec. 1, 2002
7	Morten Andersen vs. St. Louis	Dec. 8, 2002
7	Lawrence Tynes at Tennessee	Dec. 13, 2004

### Most Consecutive Points After TD made

198	Nick Lowery	1983-89
160	Ryan Succop	2009-13
155	Jan Stenerud	1968-73
149	Tommy Brooker	1962-66

### Highest Point After Percentage, Career (minimum 100 PATs)

100.00	Ryan Succop (160-160)	2009-13
100.00	Tommy Brooker (149-149)	1962-66
99.39	Pete Stoyanovich (163-164)	1996-00
99.17	Nick Lowery (479-483)	1980-93
99.09	Morten Andersen (109-110)	2002-03
97.16	Lawrence Tynes (137-141)	2004-06

## FIELD GOALS

### Most Field Goals Attempted, Career (All 100+)

436	Jan Stenerud	1967-79
410	Nick Lowery	1980-93
241	Harrison Butker	2017-24
147	Ryan Succop	2009-13
115	Pete Stoyanovich	1996-00
105	Cairo Santos	2014-17

### Most Field Goals Attempted, Season (All 40+)

44	Jan Stenerud	1971
42	Jan Stenerud	1970
42	Harrison Butker	2017
40	Jan Stenerud	1968

### Most Field Goals Attempted, Game

7	Jan Stenerud vs. Buffalo	Dec. 19, 1971
7	Cairo Santos at Cincinnati	October 4, 2015
6	Tommy Brooker vs. San Diego	Dec. 16, 1962
6	Jan Stenerud Last; at Washington	6 times Oct. 10, 1976
6	Todd Peterson vs. Denver	Dec. 16, 2001
6	Ryan Succop at New Orleans	Sept. 23, 2012
6	Harrison Butker vs. Miami	Dec. 24, 2017
6	Harrison Butker vs. Cincinnati	Dec. 31, 2023

### Most Seasons Leading League, Field Goals Made

3	Jan Stenerud	1967, '70, '75
1	Nick Lowery	1990
1	Harrison Butker	2019

### Most Field Goals Made, Career

329	Nick Lowery	1980-93
279	Jan Stenerud	1967-79
215	Harrison Butker	2017-24
119	Ryan Succop	2009-13
93	Pete Stoyanovich	1996-00

### Most Field Goals Made, Season (All 30+)

38	Harrison Butker	2017
34	Nick Lowery	1990
34	Harrison Butker	2019
33	Harrison Butker	2023
31	Cairo Santos	2016
30	Jan Stenerud	1968, '70
30	Cairo Santos	2015

### Most Field Goals Made, Rookie, Season

*38	Harrison Butker	2017
25	Ryan Succop	2009
25	Cairo Santos	2014
21	Jan Stenerud	1967
13	Jack Spikes	1960
12	Tommy Brooker	1962

\*NFL RECORD



# REGULAR INDIVIDUAL

## Most Field Goals Made, Game

7	Cairo Santos at Cincinnati	Oct. 4, 2015
6	Ryan Succop at New Orleans	Sept. 23, 2012
6	Harrison Butker vs. Cincinnati	Dec. 31, 2023
5	Jan Stenerud	3 times
	Last; vs. Buffalo	Dec. 19, 1971
5	Nick Lowery	4 times
	Last; vs. Denver	Sept. 20, 1993
5	Ryan Succop vs. Minnesota	Oct. 2, 2011
5	Cairo Santos at Denver	Nov. 15, 2015
5	Harrison Butker	4 times
	Last; vs. Denver	Dec. 6, 2020
4	Tommy Brooker vs. San Diego	Dec. 16, 1962
4	Mike Mercer at N.Y. Jets	Nov. 27, 1966
4	Lin Elliott vs. Seattle	Dec. 24, 1995
4	Jan Stenerud	12 times
	Last; at Washington	Oct. 10, 1976
4	Nick Lowery	9 times
	Last; at Denver	Oct. 4, 1992
4	Pete Stoyanovich	4 times
	Last; vs. Denver	Sept. 19, 1999
4	Todd Peterson vs. Denver	Dec. 16, 2001
4	Lawrence Tynes	2 times
	Last; vs. Denver	Nov. 23, 2006
4	Nick Novak vs. Denver	Sept. 28, 2008
4	Ryan Succop	4 times
	Last; at Tennessee	Oct. 6, 2013
4	Cairo Santos	5 times
	Last; at Carolina	Nov. 13, 2016
4	Harrison Butker	7 times
	Last; vs. Denver	Oct. 12, 2023

## Most Consecutive Games Scoring Field Goals

16	Harrison Butker	2019-20
15	Lawrence Tynes	2004-05
14	Jan Stenerud	1970
14	Harrison Butker	2017-18
14	Harrison Butker	2021-22
12	Pete Stoyanovich	1997-98

## Most Consecutive Games Scoring Field Goals, Single Season

14	Jan Stenerud	1970
14	Harrison Butker	2019
13	Harrison Butker	2017
12	Lawrence Tynes	2005
12	Harrison Butker	2021

## Most Consecutive Field Goals Made

24	Harrison Butker	2022-23
23	Harrison Butker	2017
22	Pete Stoyanovich	1997-98
22	Ryan Succop	2011
21	Nick Lowery	1990
21	Nick Lowery	1991

## Longest Field Goal

62	Harrison Butker vs. Buffalo	Oct. 16, 2022
60	Harrison Butker vs. Denver	Oct. 12, 2023
59	Matthew Wright vs. Las Vegas	Oct. 10, 2022
58	Nick Lowery at Washington	Sept. 18, 1983
58	Nick Lowery vs. L.A. Raiders	Sept. 12, 1985
58	Harrison Butker at L.A. Chargers	Sept. 20, 2020
58	Harrison Butker at L.A. Chargers	Sept. 20, 2020

## Highest Field Goal Percentage, Career (100 Attempts)

89.2	Harrison Butker (215-241)	2017-24
84.8	Cairo Santos (89-105)	2014-17
81.0	Ryan Succop (119-147)	2009-13
80.9	Pete Stoyanovich (93-115)	1996-00
80.2	Nick Lowery (329-410)	1980-93

## Highest Field Goal Percentage, Season

96.3	Pete Stoyanovich (26-27)	1997
94.3	Harrison Butker (33-35)	2023
92.6	Harrison Butker (25-27)	2020
91.9	Nick Lowery (34-37)	1990
91.6	Nick Lowery (22-24)	1992

## Highest Field Goal Percentage, Career at GEHA Field at Arrowhead

88.5	Harrison Butker (115-130)	2017-24
88.1	Pete Stoyanovich (52-59)	1996-00
85.6	Nick Lowery	1980-93
82.4	Ryan Succop (61-74)	2009-13
79.2	Cairo Santos (38-48)	2014-17

## Attempts Less Than 40 Yards, Season (15 Attempts)

23-26	Cairo Santos	2016
24-25	Harrison Butker	2017
21-23	Harrison Butker	2023
21-22	Pete Stoyanovich	1998
21-21	Nick Lowery	1991
16-20	Ryan Succop	2012
18-19	Harrison Butker	2019

18-18	Harrison Buker	2020
17-18	Cairo Santos	2014
17-18	Cairo Santos	2015
17-17	Ryan Succop	2009
16-16	Morten Andersen	2002
16-16	Harrison Butker	2018
15-16	Ryan Succop	2013
14-15	Ryan Succop	2011

## Most Field Goals, No Misses, Game

7	Cairo Santos at Cincinnati	Oct. 4, 2015
6	Ryan Succop at New Orleans	Sept. 23, 2012
6	Harrison Butker vs. Cincinnati	Dec. 31, 2023
5	Jan Stenerud at Buffalo	Nov. 2, 1969
5	Jan Stenerud vs. Buffalo	Dec. 7, 1969
5	Nick Lowery vs. L.A. Raiders	Sept. 12, 1985
5	Nick Lowery vs. Cincinnati	Nov. 13, 1988
5	Nick Lowery at Chicago	Dec. 29, 1990
5	Nick Lowery vs. Denver	Sept. 20, 1993
5	Ryan Succop vs. Minnesota	Oct. 2, 2011
5	Harrison Butker at Houston	Oct. 8, 2017
5	Harrison Butker vs. Denver	Oct. 30, 2017
5	Harrison Butker vs. Denver	Dec. 6, 2020

## Most Field Goals, 50 or More Yards, Career

30	Harrison Butker	2017-24
20	Nick Lowery	1980-93
12	Jan Stenerud	1967-79
9	Ryan Succop	2009-13
7	Cairo Santos	2014-16

## Most Field Goals, 50 or More Yards, Season

7	Harrison Butker	2021
5	Harrison Butker	2023
4	Nick Lowery	1980
4	Cairo Santos	2015
4	Harrison Butker	2017, 2020
3	Nick Lowery	1985, 1988
3	Ryan Succop	2011
3	Harrison Butker	2019, 2022

## Most Field Goals, 50 or More Yards, Game

2	Nick Lowery vs. Seattle	Sept. 14, 1980
2	Nick Lowery at New Orleans	Sept. 8, 1985
2	Nick Lowery at Detroit	Nov. 26, 1987
2	Lawrence Tynes at Miami	Oct. 21, 2005
2	Ryan Succop vs. Minnesota	Oct. 2, 2011
2	Cairo Santos at Cincinnati	Oct. 4, 2015
2	Harrison Butker at L.A. Chargers	Sept. 20, 2020
2	Harrison Butker vs. Denver	Oct. 12, 2023

## DEFENSE / SPECIAL TEAMS SCORING

### Most Defensive Touchdowns, Career

8	Bobby Bell (6 INTs, 2 FRs)	1963-74
5	Emmitt Thomas (5 INTs)	1966-78
5	Jim Kearney (5 INTs)	1967-75
5	Eric Berry (5 INTs)	2010-18
4	Lloyd Burruss (4 INTs)	1981-91
4	Derrick Thomas (4 FRs)	1989-99
4	James Hasty (3 INTs, 1 FR)	1995-99
4	Derrick Johnson (4 INTs)	2005-17
4	Daniel Sorensen (4 INTs)	2014-21

### Most Defensive Touchdowns, Season

4	Jim Kearney (4 INTs)	1972
3	David Webster (2 INTs, 1 FR)	1960
3	Lloyd Burruss (3 INTs)	1986
3	Charles Mincy (2 INTs, 1 FR)	1992
3	Mark McMillian (3 INTs)	1997

### Most Defensive Touchdowns, Game

2	Jim Kearney at Denver	Oct. 1, 1972
2	Lloyd Burruss vs. San Diego	Oct. 19, 1986
2	Cris Dishman at Oakland	Nov. 28, 1999
2	Derrick Johnson at Denver	Jan. 3, 2010

### Most Special Teams Touchdowns, Career

11	Dante Hall (5 PRs, 6 KORs)	2000-06
8	Tamarick Vanover (4 PRs, 4 KORs)	1995-99
5	Tyreek Hill (4 PRs, 1 KOR)	2016-21
4	J.T. Smith (4 PRs)	1978-84
3	Dexter McCluster (3 PRs)	2010-13

### Most Special Teams Touchdowns, Season

4	Dante Hall (2 PRs, 2 KRs)	2003
3	Tamarick Vanover (2 KRs, 1 PR)	1995
3	Dante Hall (2 PRs, 1 KR)	2002
3	Tyreek Hill (2 PRs, 1 KR)	2016
2	Eight players tied	
	Last; Dexter McCluster (2 PRs)	2013

### Most Safeties, Career

# REGULAR INDIVIDUAL

3	Derrick Thomas	1989-98
2	Bill Maas	1984-92
2	Dan Saleaumua	1989-96
1	Buck Buchanan	1963-75
1	Willie Lanier	1967-77
1	John Lohmeyer	1973, '75-77
1	Ed Beckman	1977-84
1	Dino Hackett	1986-92
1	Albert Lewis	1983-93
1	Rob McGovern	1989-90
1	Joe Phillips	1992-97
1	Mikhael Ricks	2000-01
1	Bernard Pollard	2006-08
1	Tamba Hali	2006-16
1	Justin Houston	2011-18
1	D.J. Alexander	2015-16
1	Chris Jones	2016-23
1	Frank Clark	2019-22

## Most Safeties, Season

1	Buck Buchanan	1968
1	Willie Lanier	1974
1	John Lohmeyer	1976
1	Ed Beckman	1978
1	Dino Hackett	1988
1	Albert Lewis	1988
1	Bill Maas	1988, '90
1	Rob McGovern	1989
1	Dan Saleaumua	1991, '96
1	Derrick Thomas	1994, '97, '98
1	Joe Phillips	1997
1	Mikhael Ricks	2001
1	Bernard Pollard	2007
1	Tamba Hali	2009
1	Justin Houston	2012
1	D.J. Alexander	2015
1	Chris Jones	2020
1	Frank Clark	2022

## TWO-POINT CONVERSIONS

### Most Two-Point Conversions, Career

5	Travis Kelce	2013-23
3	Tony Gonzalez	1997-08
3	Patrick Mahomes	2017-23
2	Bo Dickinson	1960-61
2	Curtis McClinton	1962-69
2	Jerrel Wilson	1963-77
2	Reg Carolan	1964-68
2	Trent Green	2001-06
2	Eddie Kennison	2001-07

### Most Two-Point Conversions, Season

2	Bo Dickinson	1961
2	Travis Kelce	2015

### Most Two-Point Conversion Passes, Career

8	Len Dawson	1962-75
7	Patrick Mahomes	2017-23
4	Trent Green	2001-06
4	Alex Smith	2013-17
2	Randy Duncan	1961
2	Elvis Grbac	1997-00

## RUSHING

### RUSHING ATTEMPTS

#### Most Seasons Leading League in Rushing

1	Abner Haynes	1960
1	Christian Okoye	1989
1	Priest Holmes	2001
1	Kareem Hunt	2017

#### Most Rushing Attempts, Career

1,375	Larry Johnson	2003-09
1,332	Jamaal Charles	2008-16
1,321	Priest Holmes	2001-07
1,246	Christian Okoye	1987-92
1,157	Ed Podolak	1969-77

#### Most Rushing Attempts, Season

*416	Larry Johnson	2006
370	Christian Okoye	1989
336	Larry Johnson	2005
327	Priest Holmes	2001
320	Priest Holmes	2003

\*NFL RECORD

#### Most Rushing Attempts, Consecutive Seasons

752	Larry Johnson (336, 416)	2005-06
640	Priest Holmes (327, 313)	2001-02

633	Priest Holmes (313, 320)	2002-03
615	Christian Okoye (370, 245)	1989-90
574	Larry Johnson (416, 158)	2006-07

#### Most Rushing Attempts, Rookie, Season

272	Kareem Hunt	2017
234	Joe Delaney	1981
181	Clyde Edwards-Helaire	2020
174	Robert Holmes	1968
170	Isiah Pacheco	2022

#### Most Rushing Attempts, Game

39	Larry Johnson vs. Seattle	Oct. 29, 2006
38	Christian Okoye at Green Bay	Dec. 10, 1989
37	Christian Okoye vs. Seattle	Nov. 5, 1989
36	Larry Johnson at Houston	Nov. 20, 2005
35	Barry Word vs. L.A. Raiders	Dec. 22, 1991

## RUSHING YARDS

### Most Rushing Yards, Career

7,260	Jamaal Charles	2008-16
6,070	Priest Holmes	2001-07
6,015	Larry Johnson	2003-09
4,897	Christian Okoye	1987-92
4,451	Ed Podolak	1969-77

### Most Rushing Yards, Season (All 1,000+)

1,789	Larry Johnson	2006
1,750	Larry Johnson	2005
1,615	Priest Holmes	2002
1,555	Priest Holmes	2001
1,509	Jamaal Charles	2012
1,480	Christian Okoye	1989
1,467	Jamaal Charles	2010
1,420	Priest Holmes	2003
1,327	Kareem Hunt	2017
1,287	Jamaal Charles	2013
1,121	Joe Delaney	1981
1,120	Jamaal Charles	2009
1,087	Mike Garrett	1967
1,053	Tony Reed	1978
1,049	Abner Haynes	1962
1,033	Jamaal Charles	2014
1,031	Christian Okoye	1991
1,015	Barry Word	1990

### Most Rushing Yards, Consecutive Seasons

3,539	Larry Johnson (1,750, 1,789)	2005-06
3,170	Priest Holmes (1,555, 1,615)	2001-02
3,035	Priest Holmes (1,615, 1,420)	2002-03
2,796	Jamaal Charles (1,509, 1,287)	2012-13
2,348	Larry Johnson (1,789, 559)	2006-07

### Most Rushing Yards, Rookie, Season

1,327	Kareem Hunt	2017
1,121	Joe Delaney	1981
875	Abner Haynes	1960
866	Robert Holmes	1968
830	Isiah Pacheco	2022

### Most Rushing Yards, Game (All 200+)

259	Jamaal Charles at Denver	Jan. 3, 2010
233	Jamaal Charles at New Orleans	Sept. 23, 2012
226	Jamaal Charles vs. Indianapolis	Dec. 23, 2012
211	Larry Johnson at Houston	Nov. 20, 2005
201	Larry Johnson vs. Cincinnati	Jan. 1, 2006
200	Barry Word at Detroit	Oct. 14, 1990

### Most Rushing Yards, Rookie, Game (All 150+)

193	Joe Delaney vs. Houston	Nov. 15, 1981
172	Kareem Hunt at Los Angeles Chargers	Sept. 24, 2017
161	Mike Garrett at San Diego	Dec. 18, 1966
161	Clyde Edwards-Helaire at Buffalo	Oct. 19, 2020
158	Robert Holmes at Cincinnati	Nov. 10, 1968
157	Abner Haynes at N.Y. Titans	Nov. 24, 1960
155	Kareem Hunt vs. Los Angeles Chargers	Dec. 16, 2017
150	Kolby Smith vs. Oakland	Nov. 25, 2007

### Most Rushing Yards, Consecutive Games (All 300+)

361	J. Charles (102, 259)	Dec. 27, 2009 - Jan. 3, 2010
343	Larry Johnson (132, 211)	Nov. 13-20, 2005
332	L. Johnson (131, 201)	Dec. 24, 2005 - Jan. 1, 2006
330	Larry Johnson (211, 119)	Nov. 20-27, 2005
327	Larry Johnson (155, 172)	Oct. 29 - Nov. 5, 2006
321	Jamaal Charles (233, 88)	Sept. 23-30, 2012
319	Larry Johnson (121, 198)	Sept. 21-28, 2008
311	Larry Johnson (154, 157)	Nov. 19-23, 2006
310	Priest Holmes (197, 113)	Nov. 24 - Dec. 1, 2002
310	Larry Johnson (143, 167)	Dec. 11-17, 2005
301	Priest Holmes (104, 197)	Nov. 17-24, 2002

# REGULAR INDIVIDUAL

## Most Rushing Yards vs. One Opponent, Season

327	Kareem Hunt vs. Los Angeles Chargers (172, 155)	2017
315	Jamaal Charles vs. Denver (56, 259)	2009
289	Larry Johnson vs. Oakland (154, 135)	2006
283	Larry Johnson vs. Denver (126, 157)	2006
282	Christian Okoye vs. Seattle (156, 126)	1989

## Most Games, 100 or More Rushing Yards, Career

30	Larry Johnson	2003-09
24	Priest Holmes	2001-07
23	Jamaal Charles	2008-16
14	Christian Okoye	1987-92
13	Abner Haynes	1960-65

## Most Games, 100 or More Rushing Yards, Season

11	Larry Johnson	2006
10	Larry Johnson	2005
9	Priest Holmes	2002
8	Christian Okoye	1989
7	Priest Holmes	2001
7	Jamaal Charles	2012

## Most Games, 100 or More Rushing Yards, Rookie, Season

6	Kareem Hunt	2017
5	Joe Delaney	1981
3	Curtis McClinton	1962
2	Abner Haynes	1960
2	Mike Garrett	1966
2	Robert Holmes	1968
2	Woody Green	1974
2	Clyde Edwards-Helaire	2020

## Most Consecutive Games, 100 or More Rushing Yards

9	Larry Johnson	Nov. 6, 2005 - Jan. 1, 2006
5	Priest Holmes	Nov. 17 - Dec. 15, 2002
4	Larry Johnson	Nov. 19 - Dec. 10, 2006
4	Jamaal Charles	Dec. 13, 2009 - Jan. 3, 2010
3	Joe Delaney	Oct. 4 - Oct. 18, 1981
3	Christian Okoye	Sept. 24 - Oct. 8, 1989
3	Christian Okoye	Oct. 22 - Nov. 5, 1989
3	Larry Johnson	Dec. 5 - Dec. 19, 2004
3	Larry Johnson	Oct. 22 - Nov. 5, 2006
3	Jamaal Charles	Nov. 25 - Dec. 9, 2012
3	Kareem Hunt	Sept. 24 - Oct. 8, 2017

## Longest Run From Scrimmage

91(TD)	Jamaal Charles at New Orleans	Sept. 23, 2012
91(TD)	Damien Williams vs. Minnesota	Nov. 3, 2019
86(TD)	Jamaal Charles vs. Indianapolis	Dec. 23, 2012
84(TD)	Ted McKnight at Seattle	Sept. 30, 1979
84(TD)	Damien Williams vs. L.A. Chargers	Dec. 29, 2019
82(TD)	Joe Delaney vs. Denver	Oct. 18, 1981
82(TD)	Derrick Alexander vs. Pittsburgh	Dec. 12, 1999
80(TD)	Abner Haynes at N.Y. Jets	Nov. 29, 1964
80(TD)	Warren McVea vs. Cincinnati	Oct. 26, 1969
80	Jamaal Charles at St. Louis	Dec. 19, 2010
80(TD)	Jamaal Charles at Cleveland	Dec. 9, 2012

## Most Rushing Yards, QB, Career

2,167	Patrick Mahomes	2017-24
1,672	Alex Smith	2013-17
1,253	Len Dawson	1962-75
712	Steve Fuller	1979-82
692	Trent Green	2001-06

## Most Rushing Yards, QB, Season

498	Alex Smith	2015
431	Alex Smith	2013
389	Patrick Mahomes	2023
386	Tyler Thigpen	2008
381	Patrick Mahomes	2021

## Most 10+ Yard Rushes, Career

196	Jamaal Charles	2008-16
190	Priest Holmes	2001-07
148	Larry Johnson	2003-09
79	Patrick Mahomes	2017-23
71	Marcus Allen	1993-97

## Most 10+ Yard Rushes, Season

53	Priest Holmes	2002
52	Priest Holmes	2001
49	Larry Johnson	2006
47	Larry Johnson	2005
45	Jamaal Charles	2010

## Most 10+ Yard Rushes, Game

10	Priest Holmes at Oakland	Dec. 9, 2001
9	Priest Holmes at Seattle	Nov. 24, 2002
7	Larry Johnson at N.Y. Giants	Dec. 17, 2005

7	Jamaal Charles vs. Buffalo	Oct. 31, 2010
6	13 times	
	Last: Kareem Hunt at L.A. Chargers	Sept. 24, 2017

## Highest Rushing Average, Career (400 attempts)

5.45	Jamaal Charles (1,332-7,260)	2008-16
4.80	Abner Haynes (794-3,814)	1960-64
4.75	Kareem Hunt (453-2,151)	2017-18
4.60	Priest Holmes (1,321-6,070)	2001-07
4.57	Kimble Anders (495-2,261)	1991-00

## Highest Rushing Average, Season (100 attempts)

6.38	Jamaal Charles (230-1,467)	2010
6.03	Ted McKnight (104-627)	1978
5.89	Jamaal Charles (190-1,120)	2009
5.61	Abner Haynes (156-875)	1960
5.49	Mack Lee Hill (105-576)	1964

## Highest Rushing Average, Game (10 attempts)

14.27	A. Haynes at N.Y. Titans (11-157)	Nov. 24, 1960
12.25	T. McKnight at Seattle (12-147)	Sept. 30, 1979
11.58	E. Podolak vs. Denver (12-139)	Dec. 6, 1970
11.45	J. Charles at St. Louis (11-126)	Dec. 19, 2010
11.29	A. Haynes vs. Oakland (14-158)	Nov. 26, 1961

## RUSHING TOUCHDOWNS

### Most Rushing Touchdowns, Career

76	Priest Holmes	2001-07
55	Larry Johnson	2003-09
44	Marcus Allen	1993-97
43	Jamaal Charles	2008-16
40	Christian Okoye	1987-92

### Most Rushing Touchdowns, Season

27	Priest Holmes	2003
21	Priest Holmes	2002
20	Larry Johnson	2005
17	Larry Johnson	2006
14	Priest Holmes	2004

### Most Rushing Touchdowns, Consecutive Seasons

48	Priest Holmes (21, 27)	2002-03
41	Priest Holmes (27, 14)	2003-04
37	Larry Johnson (20, 17)	2005-06
29	Priest Holmes (8, 21)	2001-02
29	Larry Johnson (9, 20)	2004-05

### Most Rushing Touchdowns, Game

4	Abner Haynes vs. Oakland	Nov. 26, 1961
4	Priest Holmes at Cleveland	Sept. 8, 2002
4	Priest Holmes vs. Atlanta	Oct. 24, 2004
4	Derrick Blaylock vs. Atlanta	Oct. 24, 2004
3	Jack Spikes vs. Houston	Oct. 1, 1961
3	Frank Jackson vs. Denver	Dec. 10, 1961
3	Abner Haynes vs. Boston	Sept. 8, 1962
3	Bert Coan at Denver	Oct. 23, 1966
3	Ed Podolak at Detroit	Nov. 25, 1971
3	Ed Podolak vs. Cleveland	Dec. 12, 1976
3	Billy Jackson at Oakland	Oct. 25, 1981
3	Marcus Allen at Seattle	Dec. 5, 1993
3	Donnell Bennett at Philadelphia	Sept. 27, 1998
3	Bam Morris at San Diego	Nov. 22, 1998
3	Priest Holmes vs. Denver	Oct. 20, 2002
3	Priest Holmes vs. Pittsburgh	Sept. 14, 2003
3	Priest Holmes vs. Buffalo	Oct. 26, 2003
3	Priest Holmes vs. Detroit	Dec. 14, 2003
3	Priest Holmes at Minnesota	Dec. 20, 2003
3	Priest Holmes at Denver	Sept. 12, 2004
3	Priest Holmes vs. Indianapolis	Oct. 31, 2004
3	Larry Johnson at Dallas	Dec. 11, 2005
3	Larry Johnson vs. Cincinnati	Jan. 1, 2006
3	Larry Johnson vs. Seattle	Oct. 29, 2006
3	Larry Johnson vs. Jacksonville	Dec. 31, 2006
3	Jamaal Charles at Green Bay	Sept. 28, 2015

### Most Rushing Touchdowns, Consecutive Games

7	Priest Holmes	Oct. 24-31, 2004
6	Priest Holmes	Dec. 14-20, 2003
5	Priest Holmes, 6 times	Last: Dec. 20-28, 2003
5	Larry Johnson, 3 times	Last: Oct. 22-29, 2006

### Most Consecutive Games With Rushing Touchdown

11	Priest Holmes	Sept. 22 - Dec. 8, 2002
8	Priest Holmes	Nov. 23, 2003 - Sept. 19, 2004
8	Larry Johnson	Nov. 28, 2004 - Sept. 18, 2005
7	Larry Johnson	Nov. 20, 2005 - Jan. 1, 2006
7	Larry Johnson	Oct. 15 - Nov. 23, 2006

### Most Rushing Touchdowns, Rookie, Season

10	Billy Jackson	1981
----	---------------	------

# REGULAR INDIVIDUAL

9	Abner Haynes	1960
8	Kareem Hunt	2017
7	Robert Holmes	1968
6	Mike Garrett	1966

## Most Rushing Touchdowns, QB, Career

12	Patrick Mahomes	2017-23
10	Alex Smith	2013-17
9	Len Dawson	1962-75
7	Mike Livingston	1968-79
6	Pete Beathard	1964-73
6	Rich Gannon	1995-98

## Most Rushing Touchdowns, QB, Season

5	Steve Bono	1995
5	Alex Smith	2016
4	Pete Beathard	1965
4	Steve Fuller	1980
4	Patrick Mahomes	2022

## PASSING

### PASSER RATING

#### Most Seasons Leading League in Passer Rating

4	Len Dawson	1962, 1964, 1966, 1968
1	Alex Smith	2017

#### Highest Passer Rating Career (1,000 attempts)

102.3	Patrick Mahomes	2017-24
94.8	Alex Smith	2013-17
87.3	Trent Green	2001-06
83.2	Len Dawson	1962-75
81.8	Steve DeBerg	1988-91

#### Highest Passer Rating, Season (200 attempts) (All 100+)

113.8	Patrick Mahomes	2018
108.2	Patrick Mahomes	2020
105.3	Patrick Mahomes	2019
105.2	Patrick Mahomes	2022
104.7	Alex Smith	2017
101.9	Len Dawson	1966

#### Highest Passer Rating, Rookie, Season

112.3	Todd Blackledge	1983
76.4	Patrick Mahomes	2017
66.7	Hunter Enis	1960
55.8	Steve Fuller	1979

#### Highest Passer Rating, Game (20 attempts) (All 150.0+)

158.3	Trent Green vs. Detroit	Dec. 14, 2003
158.3	Alex Smith at Oakland	Dec. 15, 2013
156.6	Steve Bono at Seattle	Sept. 3, 1995
154.8	Patrick Mahomes at Pittsburgh	Sept. 16, 2018
154.3	Trent Green at Washington	Sept. 30, 2001

#### Most 100.0+ Passer Rating Games, Career (Min. 20 Atts.)

53	Patrick Mahomes	2017-24
30	Len Dawson	1962-75
29	Alex Smith	2013-17
27	Trent Green	2001-06
19	Steve DeBerg	1988-91

#### Most 100.0+ Passer Rating Games, Season

13	Patrick Mahomes	2018
10	Steve DeBerg	1990
10	Patrick Mahomes	2022
9	Alex Smith	2017
9	Patrick Mahomes	2020

### PASSES ATTEMPTED

#### Most Passes Attempted, Career

4,017	Patrick Mahomes	2017-2024
3,696	Len Dawson	1962-75
2,777	Trent Green	2001-06
2,436	Alex Smith	2013-17
2,430	Bill Kenney	1979-88

#### Most Passes Attempted, Season (All 500+)

658	Patrick Mahomes	2021
648	Patrick Mahomes	2022
603	Bill Kenney	1983
597	Patrick Mahomes	2023
588	Patrick Mahomes	2020
580	Patrick Mahomes	2018
568	Patrick Mahomes	2023
556	Trent Green	2004
547	Elvis Grbac	2000
523	Trent Green	2001

523	Trent Green	2003
520	Steve Bono	1995
508	Alex Smith	2013
507	Trent Green	2005
505	Alex Smith	2017

#### Most Passes Attempted, Consecutive Seasons

1,306	Patrick Mahomes (658, 648)	2021-22
1,246	Patrick Mahomes (588, 658)	2020-21
1,245	Patrick Mahomes (648, 597)	2022-23
1,079	Trent Green (523, 556)	2003-04
1,072	Patrick Mahomes (484, 588)	2019-20

#### Most Passes Attempted, Rookie, Season

270	Steve Fuller	1979
54	Hunter Enis	1960
35	Patrick Mahomes	2017
34	Todd Blackledge	1983

#### Most Passes Attempted, Game (All 50+)

68	Patrick Mahomes vs. Tennessee	Nov. 6, 2022
55	Joe Montana at San Diego	Oct. 9, 1994
55	Steve Bono at Miami	Dec. 12, 1994
54	Joe Montana at Denver	Oct. 17, 1994
54	Steve Bono at San Diego	Sept. 29, 1996
54	Patrick Mahomes vs. Buffalo	Oct. 10, 2021
53	Elvis Grbac at Oakland	Nov. 5, 2000
53	Trent Green at San Diego	Jan. 2, 2005
53	Matt Cassel at Denver	Nov. 14, 2010
53	Patrick Mahomes vs. Baltimore	Dec. 9, 2018
52	Bill Kenney at Denver	Oct. 30, 1983
50	Bill Kenney vs. Buffalo	Nov. 30, 1986
50	Steve DeBerg at Cleveland	Nov. 24, 1991
50	Rich Gannon at Jacksonville	Nov. 9, 1997
50	Alex Smith at Pittsburgh	Oct. 2, 2016
50	Patrick Mahomes at Tennessee	Nov. 10, 2019
50	Patrick Mahomes at Las Vegas	Nov. 14, 2021

### PASSES COMPLETED

#### Most Passes Completed, Career

2,678	Patrick Mahomes	2017-24
2,115	Len Dawson	1962-75
1,720	Trent Green	2001-06
1,587	Alex Smith	2013-17
1,330	Bill Kenney	1979-88

#### Most Passes Completed, Season (All 300+)

436	Patrick Mahomes (658 att.)	2021
435	Patrick Mahomes (648 att.)	2022
401	Patrick Mahomes (597 att.)	2023
390	Patrick Mahomes (588 att.)	2020
383	Patrick Mahomes (580 att.)	2018
369	Trent Green (556 att.)	2004
346	Bill Kenney (603 att.)	1983
341	Alex Smith (505 att.)	2017
330	Trent Green (523 att.)	2003
328	Alex Smith (489 att.)	2016
326	Elvis Grbac (547 att.)	2000
319	Patrick Mahomes (484 att.)	2019
317	Trent Green (507 att.)	2005
308	Alex Smith (508 att.)	2013
307	Alex Smith (470 att.)	2015
303	Alex Smith (464 att.)	2014

#### Most Passes Completed, Consecutive Seasons (All 600+)

871	Patrick Mahomes (436, 435)	2021-22
836	Patrick Mahomes (435, 401)	2022-23
826	Patrick Mahomes (390, 436)	2020-21
709	Patrick Mahomes (319, 390)	2019-20
702	Patrick Mahomes (383, 319)	2018-19
699	Trent Green (330, 369)	2003-04
686	Trent Green (369, 317)	2004-05
686	Patrick Mahomes (383, 303)	2018-19
669	Alex Smith (328, 341)	2016-17
635	Alex Smith (307, 328)	2015-16
620	Elvis Grbac (294, 326)	1999-00
617	Trent Green (287, 330)	2002-03
611	Alex Smith (308, 303)	2013-14
610	Alex Smith (303, 307)	2014-15

#### Most Passes Completed, Rookie, Season

146	Steve Fuller	1979
30	Hunter Enis	1960
22	Patrick Mahomes	2017
20	Todd Blackledge	1983

#### Most Passes Completed, Game (All 33+)

43	Patrick Mahomes vs. Tennessee	Nov. 6, 2022
39	Elvis Grbac at Oakland	Nov. 5, 2000
37	Joe Montana at San Diego	Oct. 9, 1994
37	Patrick Mahomes at Tampa Bay	Nov. 29, 2020
36	Patrick Mahomes at Tennessee	Nov. 10, 2019
36	Patrick Mahomes at Houston	Dec. 18, 2022





# REGULAR INDIVIDUAL

35	Patrick Mahomes at Baltimore	Dec. 9, 2018
35	Patrick Mahomes at Las Vegas	Nov. 14, 2021
34	Joe Montana at Denver	Oct. 17, 1994
34	Trent Green at Denver	Dec. 7, 2003
34	Alex Smith vs. San Diego	Sept. 11, 2016
34	Patrick Mahomes at Las Vegas	Nov. 22, 2020
33	Steve Bono at Miami	Dec. 12, 1994
33	Trent Green at San Diego	Jan. 2, 2005
33	Matt Cassel at Denver	Nov. 14, 2010
33	Patrick Mahomes at L.A. Rams	Nov. 19, 2018
33	Patrick Mahomes vs. Buffalo	Oct. 10, 2021

## Most Consecutive Passes Completed

21	Patrick Mahomes at HOU (20), vs. SEA (1)	Dec. 18 - Dec. 24, 2022
15	Len Dawson at Houston	Sept. 9, 1967
15	Bill Kenney vs. SD (13), at WAS (2)	Sept. 12 - Sept. 18, 1983
15	Alex Smith at Oakland	Oct. 16, 2016
15	Alex Smith at Atlanta	Dec. 4, 2016

## Most Seasons Leading League in Completion Percentage

*8	Len Dawson	1962, '64-69, '75
----	------------	-------------------

## Most Consecutive Seasons Leading League in Completion Percentage

*6	Len Dawson	1964-69
----	------------	---------

## Highest Completion Percentage, Career (1,000 attempts)

66.46	Patrick Mahomes (3,590-2,386)	2017-23
65.15	Alex Smith (2,436-1,587)	2013-17
61.94	Trent Green (2,777-1,720)	2001-06
57.95	Elvis Grbac (1,548-897)	1997-00
57.80	Steve DeBerg (1,616-934)	1988-91

## Highest Completion Percentage, Season (100 attempts)

67.52	Alex Smith (505-341)	2017
67.17	Patrick Mahomes (597-401)	2023
67.13	Patrick Mahomes (648-435)	2022
67.08	Alex Smith (489-328)	2016
66.43	Len Dawson (140-93)	1975

## Highest Completion Percentage, Rookie, Season

62.86	Patrick Mahomes (35-22)	2017
58.82	Todd Blackledge (34-20)	1983
55.56	Hunter Enis (54-30)	1960
54.07	Steve Fuller (270-146)	1979

## Highest Completion Percentage, Game (20 attempts)

87.80	Patrick Mahomes at Houston (41-36)	Dec. 18, 2022
86.36	Alex Smith at Oakland (22-19)	Oct. 16, 2016
86.21	Alex Smith vs. St. Louis (29-25)	Oct. 26, 2014
85.00	Alex Smith at Oakland (20-17)	Dec. 15, 2013
84.00	Alex Smith at Baltimore (25-21)	Dec. 20, 2015
84.00	Alex Smith at Atlanta (25-21)	Dec. 4, 2016

## PASSING YARDS

## Most Passing Yards, Career (All 10,000+)

31,403	Patrick Mahomes	2017-24
28,507	Len Dawson	1962-75
21,459	Trent Green	2001-06
17,608	Alex Smith	2013-17
17,277	Bill Kenney	1979-88
11,873	Steve DeBerg	1988-91
11,295	Mike Livingston	1968-79
10,642	Elvis Grbac	1997-00

## Most Passing Yards, Season (All 4,000+)

5,250	Patrick Mahomes	2022
5,097	Patrick Mahomes	2018
4,839	Patrick Mahomes	2021
4,740	Patrick Mahomes	2020
4,591	Trent Green	2004
4,348	Bill Kenney	1983
4,183	Patrick Mahomes	2023
4,169	Elvis Grbac	2000
4,042	Alex Smith	2017
4,039	Trent Green	2003
4,031	Patrick Mahomes	2019
4,014	Trent Green	2005

## Most Passing Yards, Consecutive Seasons

10,089	Patrick Mahomes (4,839, 5,250)	2021-22
9,579	Patrick Mahomes (4,740, 4,839)	2020-21
9,433	Patrick Mahomes (5,250, 4,183)	2022-23
9,128	Patrick Mahomes (5,097, 4,031)	2018-19
8,771	Patrick Mahomes (4,031, 4,740)	2019-20
8,630	Trent Green (4,039, 4,591)	2003-04
8,605	Trent Green (4,591, 4,014)	2004-05

## Most Passing Yards, Rookie, Season

1,484	Steve Fuller	1979
-------	--------------	------

357	Hunter Enis	1960
284	Patrick Mahomes	2017
259	Todd Blackledge	1983

## Most Passing Yards, Game (All 400+)

504	Elvis Grbac at Oakland	Nov. 5, 2000
478	Patrick Mahomes at L.A. Rams	Nov. 19, 2018
469	Matt Cassel at Denver	Nov. 14, 2010
462	Patrick Mahomes at Tampa Bay	Nov. 29, 2020
446	Patrick Mahomes at Tennessee	Nov. 10, 2019
446	Patrick Mahomes vs. Tennessee	Nov. 6, 2022
443	Patrick Mahomes at Oakland	Sept. 15, 2019
435	Len Dawson vs. Denver	Nov. 1, 1964
424	Patrick Mahomes vs. L.A. Chargers	Oct. 22, 2023
423	Patrick Mahomes at San Francisco	Oct. 23, 2022
416	Patrick Mahomes vs. N.Y. Jets	Nov. 1, 2020
411	Bill Kenney at San Diego	Dec. 11, 1983
410	Patrick Mahomes at L.A. Chargers	Dec. 16, 2021
406	Patrick Mahomes at Las Vegas	Nov. 14, 2021
400	Trent Green at Green Bay	Oct. 12, 2003

## Most Games, 300 Yards Passing, Career

47	Patrick Mahomes	2017-24
24	Trent Green	2001-06
15	Bill Kenney	1979-88
9	Len Dawson	1962-75
8	Alex Smith	2013-17

## Most Games, 300 Yards Passing, Season

10	Patrick Mahomes	2018
10	Patrick Mahomes	2022
9	Patrick Mahomes	2020
8	Trent Green	2004
7	Bill Kenney	1983
7	Patrick Mahomes	2019

## Most Consecutive Games, 300 Yards Passing, Season

8	Patrick Mahomes	2018
6	Patrick Mahomes	2020
6	Patrick Mahomes	2022
5	Patrick Mahomes	2019
4	Bill Kenney	1983
4	Trent Green	2004

## Longest Pass Completion (All TDs)

*99	Trent Green vs. San Diego (to Marc Boerigter)	Dec. 22, 2002
93	Mike Livingston vs. Miami (to Otis Taylor for 79 yards, lateral to Robert Holmes for 14 yards)	Oct. 19, 1969
92	Len Dawson at Denver (to Tommy Brooker)	Nov. 18, 1962
92	Len Dawson at Oakland (to Gloster Richardson)	Nov. 3, 1968
90	Len Dawson vs. Boston (to Frank Pitts)	Nov. 17, 1968
90	Steve DeBerg vs. San Diego (to J.J. Birden)	Nov. 18, 1990

\*NFL RECORD

## Most 20+ Yard Passes, Career

409	Patrick Mahomes	2017-24
274	Trent Green	2001-06
214	Alex Smith	2013-17
134	Elvis Grbac	1997-00
122	Matt Cassel	2009-12

## Most 20+ Yard Passes, Season

75	Patrick Mahomes	2018
73	Patrick Mahomes	2022
67	Patrick Mahomes	2020
59	Trent Green	2004
58	Patrick Mahomes	2021

## Most 20+ Yard Passes, Game

9	Matt Cassel at Denver	Nov. 14, 2010
9	Patrick Mahomes at L.A. Rams	Nov. 19, 2018
8	Patrick Mahomes at Oakland	Sept. 15, 2019
8	Patrick Mahomes at Miami	Dec. 13, 2020
7	Dave Krieg at L.A. Raiders	Dec. 6, 1992
7	Rich Gannon at San Diego	Nov. 22, 1998
7	Elvis Grbac at Oakland	Nov. 5, 2000
7	Trent Green at Arizona	Oct. 21, 2001
7	Trent Green vs. Indianapolis	Oct. 31, 2004
7	Alex Smith at New York Jets	Dec. 3, 2017
7	Patrick Mahomes at Cleveland	Nov. 4, 2018
7	Patrick Mahomes vs. Las Vegas	Oct. 11, 2020
7	Patrick Mahomes vs. Carolina	Nov. 8, 2020
7	Patrick Mahomes at Tampa Bay	Nov. 29, 2020
7	Patrick Mahomes at Los Angeles Chargers	Dec. 16, 2021
7	Patrick Mahomes at San Francisco	Oct. 23, 2022
6	22 times; Last P. Mahomes at Denver	Dec. 11, 2022

## Most Seasons Leading League in Passing Average

3	Len Dawson	1962, '66, '68
---	------------	----------------

## Highest Passing Average, Career (1,000 attempts)

7.82	Patrick Mahomes (4,017-31,403)	2017-24
7.73	Trent Green (2,777-21,459)	2001-06



# REGULAR INDIVIDUAL

7.71	Len Dawson (3,696-28,507)	1962-75
7.35	Steve DeBerg (1,616-11,873)	1988-91
7.23	Alex Smith (2,436-17,608)	2013-17

## Highest Passing Average, Season (Qualifiers: 224 attempts/16 G; 238 attempts/17 G)

9.42	Len Dawson (224-2,109)	1968
8.90	Len Dawson (310-2,759)	1962
8.90	Len Dawson (284-2,527)	1966
8.79	Patrick Mahomes (580-5,097)	2018
8.33	Patrick Mahomes (484-4,031)	2019

## Highest Passing Average, Game (20 attempts)

15.76	S. DeBerg at New England (21-331)	Dec. 2, 1990
14.35	A. Smith at Oakland (20-287)	Dec. 15, 2013
13.90	T. Green vs. Denver (21-292)	Dec. 16, 2001
13.85	S. DeBerg at L.A. Raiders (20-277)	Dec. 22, 1991
13.64	T. Green vs. Detroit (25-341)	Dec. 14, 2003

## TOUCHDOWN PASSES

### Most Seasons Leading League in Touchdown Passes

*4	Len Dawson	1962, '63, '65, '66
2	Patrick Mahomes	2018, 22'

\*NFL RECORD

### Most Touchdown Passes, Career

238	Patrick Mahomes	2017-24
237	Len Dawson	1962-75
118	Trent Green	2001-06
105	Bill Kenney	1979-88
102	Alex Smith	2013-17

### Most Touchdown Passes, Season

50	Patrick Mahomes	2018
41	Patrick Mahomes	2022
38	Patrick Mahomes	2020
37	Patrick Mahomes	2021
30	Len Dawson	1964

### Most Touchdown Passes, Consecutive Seasons

78	Patrick Mahomes (37, 41)	2021-22
76	Patrick Mahomes (50, 26)	2018-19
75	Patrick Mahomes (38, 37)	2020-21
68	Patrick Mahomes (41, 27)	2022-23
64	Patrick Mahomes (26, 38)	2019-20
56	Len Dawson (26, 30)	1963-64
55	Len Dawson (29, 26)	1962-63

### Most Touchdown Passes, Rookie, Season

6	Steve Fuller	1979
3	Todd Blackledge	1983
1	Hunter Enis	1960
1	Pete Beathard	1964

### Most Touchdown Passes, Game

6	Len Dawson vs. Denver	Nov. 1, 1964
6	Patrick Mahomes Last; at L.A. Rams	2 times Nov. 19, 2018
5	Len Dawson Last; vs. Miami	2 times Oct. 8, 1967
5	Elvis Grbac vs. San Diego	Sept. 17, 2000
5	Trent Green vs. Miami	Sept. 29, 2002
5	Alex Smith at Oakland	Dec. 15, 2013
5	Patrick Mahomes Last; at Arizona	4 times Sept. 11, 2022

### Most Consecutive Games, Touchdown Passes

31	Patrick Mahomes	Oct. 6, 2019 - Oct. 17, 2021
29	Patrick Mahomes	Dec. 12, 2021 - Oct. 22, 2023
15	Elvis Grbac	Nov. 28, 1999 - Nov. 5, 2000
14	Len Dawson	Oct. 17, 1965 - Oct. 8, 1966
14	Patrick Mahomes	Oct. 14, 2018 - Sept. 22, 2019

## INTERCEPTIONS

### Most Consecutive Passes, None Intercepted

312	Alex Smith (Sept. 28 - Dec. 13, 2015)
297	Alex Smith (Jan. 1 - Nov. 5, 2017)
233	Steve DeBerg (Oct. 7 - Dec. 16, 1990)
233	Patrick Mahomes (Dec. 16, 2021 - Sept. 25, 2022)
219	Patrick Mahomes (Dec. 30, 2018 - Oct. 13, 2019)

### Most Passes Had Intercepted, Career

178	Len Dawson	1962-75
86	Bill Kenney	1979-88
85	Trent Green	2001-06
83	Mike Livingston	1968-79

74	Patrick Mahomes	2017-24
----	-----------------	---------

### Most Attempts, No Interceptions, Game (All 43+)

53	Matt Cassel at Denver	Nov. 14, 2010
50	Patrick Mahomes at Tennessee	Nov. 10, 2019
50	Patrick Mahomes at Las Vegas	Nov. 14, 2021
49	Patrick Mahomes at Tampa Bay	Nov. 29, 2020
47	Trent Green at Denver	Dec. 7, 2003
47	Patrick Mahomes at L.A. Chargers	Sept. 20, 2020
47	Patrick Mahomes at New Orleans	Dec. 20, 2020
45	Bill Kenney at L.A. Raiders	Oct. 9, 1983
45	Steve DeBerg at Denver	Sept. 17, 1990
45	Trent Green at Green Bay	Oct. 12, 2003
45	Alex Smith at Denver	Nov. 17, 2013
45	Alex Smith at Pittsburgh	Dec. 21, 2014
45	Alex Smith at Cincinnati	Oct. 4, 2015
45	Patrick Mahomes at Denver	Oct. 1, 2018
45	Patrick Mahomes vs. Carolina	Nov. 8, 2020
44	Trent Green at Denver	Sept. 26, 2005
44	Alex Smith at Denver	Nov. 27, 2016
44	Patrick Mahomes at Oakland	Sept. 15, 2019
44	Patrick Mahomes at Denver	Jan. 8, 2022
43	Bill Kenney at Houston	Oct. 23, 1983
43	Rich Gannon at Denver	Dec. 6, 1998
43	Trent Green at San Diego	Oct. 30, 2005
43	Brodie Croyle at N.Y. Jets	Dec. 30, 2007
43	Patrick Mahomes vs. Las Vegas	Oct. 10, 2022
43	Trent Green at Denver	Dec. 15, 2002

### Most Passes Had Intercepted, Season

24	Trent Green	2001
23	Cotton Davidson	1961
19	Len Dawson	1963
18	Len Dawson	1964
18	Bill Kenney	1983

### Most Passes Had Intercepted, Rookie, Season

14	Steve Fuller	1979
2	Hunter Enis	1960
2	Pete Beathard	1964
2	Brodie Croyle	2006
1	Tyler Thigpen	2007
1	Patrick Mahomes	2017

### Most Interceptions, Game

6	Todd Blackledge vs. L.A. Rams	Oct. 20, 1985
5	Cotton Davidson at Houston	Oct. 16, 1960
5	Len Dawson vs. Oakland	Nov. 23, 1969
5	Mike Livingston vs. Pittsburgh	Oct. 13, 1974
5	Bill Kenney vs. San Diego	Sept. 20, 1981
5	Steve DeBerg at San Diego	Sept. 24, 1989

### Lowest Percentage, Passes Had Intercepted, Career (1,000 att)

1.35	Alex Smith (2,436-33)	2013-17
1.84	Patrick Mahomes (4,017-74)	2017-24
2.51	Steve Bono (1,075-27)	1994-96
2.96	Matt Cassel (1,489-44)	2009-12
3.04	Elvis Grbac (1,548-47)	1997-00

### Lowest Percentage, Passes Had Intercepted, Season (300 att)

0.90	Steve DeBerg (444-4)	1990
0.99	Alex Smith (505-5)	2017
1.02	Patrick Mahomes (588-6)	2020
1.03	Patrick Mahomes (484-5)	2019
1.29	Alex Smith (464-6)	2014

## SACKS

### Times Sacked (All 100+)

216.0	Len Dawson*	1963-75
195.0	Bill Kenney	1979-88
192.0	Alex Smith	2013-17
180.0	Patrick Mahomes	2017-24
173.0	Trent Green	2001-06
153.0	Mike Livingston	1968-79
120.0	Steve Fuller	1979-82
109.0	Matt Cassel	2009-12

\*Incomplete total, sacks were not tracked until 1967

### Times Sacked, Season (All 40+)

49.0	Steve Fuller	1980
48.0	Dave Krieg	1992
45.0	Alex Smith	2014
45.0	Alex Smith	2015
42.0	Matt Cassel	2009
41.0	Bill Kenney	1983

### Times Sacked, Game

10.0	Steve Fuller vs. Baltimore	Nov. 2, 1980
8.0	Steve Fuller at Pittsburgh	Dec. 5, 1982
7.0	Len Dawson at Denver	Oct. 4, 1970
7.0	Len Dawson at Baltimore Colts	Nov. 30, 1975
7.0	Bill Kenney at San Diego	Nov. 2, 1986

# REGULAR INDIVIDUAL

7.0	Bill Kenney at San Diego	Oct. 25, 1987
7.0	Damon Huard vs. San Diego	Dec. 2, 2007
7.0	Alex Smith at Green Bay	Sept. 28, 2015

## PASS RECEIVING

### RECEPTIONS

#### Most Seasons Leading League in Receptions

1	MacArthur Lane (66 recs.)	1976
1	Tony Gonzalez (102 recs.)	2004

#### Most Pass Receptions, Career (All 400+)

982	Travis Kelce	2013-24
916	Tony Gonzalez	1997-08
532	Dwayne Bowe	2007-14
479	Tyreek Hill	2016-21
416	Henry Marshall	1976-87
410	Otis Taylor	1965-75

#### Most Seasons, 50 or More Pass Receptions

11	Tony Gonzalez	1998-08
11	Travis Kelce	2014-24
7	Dwayne Bowe	2007-08, 2010-14
6	Tyreek Hill	2016-21
5	Kimble Anders	1994-98
5	Eddie Kennison	2002-06
4	Chris Burford	1961, '63-64, '66
4	Otis Taylor	1966-67, '71-72
3	Carlos Carson	1983-84, '87
3	Stephone Paige	1986, '88, '90
3	Derrick Alexander	1998-00
3	Priest Holmes	2001-03

#### Most Pass Receptions, Season (All 80+)

111	Tyreek Hill	2021
110	Travis Kelce	2022
105	Travis Kelce	2020
103	Travis Kelce	2018
102	Tony Gonzalez	2004
99	Tony Gonzalez	2007
97	Travis Kelce	2019
96	Tony Gonzalez	2008
93	Tony Gonzalez	2000
93	Travis Kelce	2023
92	Travis Kelce	2021
87	Jeremy Maclin	2015
87	Tyreek Hill	2018
87	Tyreek Hill	2020
86	Dwayne Bowe	2008
85	Travis Kelce	2016
83	Travis Kelce	2017
81	Dwayne Bowe	2011
80	Carlos Carson	1983

#### Most Pass Receptions, Consecutive Seasons

203	Travis Kelce (110, 93)	2022-23
202	Travis Kelce (97, 105)	2019-20
202	Travis Kelce (92, 110)	2021-22
200	Travis Kelce (103, 97)	2018-19
198	Tyreek Hill (87, 111)	2020-21

#### Most Pass Receptions, Game (All 10+)

14	Travis Kelce vs. Tampa Bay	Nov. 4, 2024
14	Tony Gonzalez at San Diego	Jan. 2, 2005
13	Dwayne Bowe at Denver	Nov. 14, 2010
13	Dwayne Bowe at Seattle	Nov. 28, 2010
13	Tyreek Hill at Tampa Bay	Nov. 29, 2020
12	Ed Podolak vs. Denver	Oct. 7, 1973
12	Travis Kelce at Oakland	Dec. 2, 2018
12	Tyreek Hill vs. New York Giants	Nov. 1, 2021
12	Tyreek Hill at Los Angeles Chargers	Dec. 16, 2021
12	Travis Kelce vs. Los Angeles Chargers	Oct. 22, 2023
11	Chris Burford at Buffalo	Sept. 22, 1963
11	Emile Harry at Cleveland	Nov. 24, 1991
11	Kimble Anders vs. N.Y. Giants	Sept. 10, 1995
11	Tony Gonzalez at New England	Dec. 4, 2000
11	Dante Hall at Denver	Dec. 7, 2003
11	Tony Gonzalez vs. Oakland	Dec. 25, 2004
11	Jeremy Maclin at Cincinnati	Oct. 4, 2015
11	Travis Kelce vs. Denver	Dec. 25, 2016
11	Tyreek Hill at Tennessee	Nov. 10, 2019
11	Travis Kelce vs. Denver	Dec. 15, 2019
11	Tyreek Hill at Las Vegas	Nov. 22, 2020
11	Tyreek Hill vs. Cleveland	Sept. 12, 2021
11	Tyreek Hill at Philadelphia	Oct. 3, 2021
10	Chris Burford at Boston	Oct. 12, 1962
10	Chris Buford vs. Buffalo	Oct. 13, 1963
10	Frank Jackson at N.Y. Jets	Nov. 29, 1964
10	Chris Burford at Boston	Sept. 25, 1966
10	Otis Taylor vs. Cincinnati	Oct. 15, 1972
10	Ed Podolak at Houston	Sept. 29, 1974
10	Stephone Paige at Denver	Sept. 17, 1990

10	J.J. Birden at Miami	Dec. 12, 1994
10	Kimble Anders vs. Denver	Nov. 16, 1998
10	Tony Gonzalez at Denver	Sept. 24, 2000
10	Tony Gonzalez vs. Carolina	Dec. 10, 2000
10	Tony Gonzalez vs. Cincinnati	Sept. 10, 2006
10	Tony Gonzalez vs. Green Bay	Nov. 4, 2007
10	Tony Gonzalez vs. San Diego	Dec. 2, 2007
10	Tony Gonzalez at Detroit	Dec. 23, 2007
10	Tony Gonzalez at San Diego	Nov. 9, 2008
10	Tony Gonzalez vs. Buffalo	Nov. 23, 2008
10	Dwayne Bowe at Cincinnati	Dec. 28, 2008
10	Tyreek Hill at Carolina	Nov. 13, 2016
10	Albert Wilson at Denver	Dec. 31, 2017
10	Tyreek Hill at Los Angeles Rams	Nov. 19, 2018
10	Travis Kelce at Los Angeles Rams	Nov. 19, 2018
10	Travis Kelce vs. Carolina	Nov. 8, 2020
10	Travis Kelce at Los Angeles Chargers	Dec. 16, 2021
10	Travis Kelce vs. Tennessee	Nov. 6, 2022
10	Juju Smith-Schuster vs. Tennessee	Nov. 6, 2022
10	Travis Kelce at Houston	Dec. 18, 2022
10	Juju Smith-Schuster at Houston	Dec. 18, 2022
10	Travis Kelce at Minnesota	Oct. 8, 2023

#### Most Pass Receptions, Half

11	T. Gonzalez (2nd) at San Diego	Jan. 2, 2005
10	E. Harry (2nd) at Cleveland	Nov. 24, 1991
9	C. Burford (2nd) vs. Buffalo	Oct. 13, 1963
9	K. Anders (2nd) vs. N.Y. Giants	Sept. 10, 1995
9	T. Gonzalez (1st) vs. Oakland	Dec. 25, 2004
9	T. Kelce (1st) vs. L.A. Chargers	Oct. 22, 2023

#### Most Consecutive Games, Pass Receptions

158	Travis Kelce	Sept. 7, 2014 - present
131	Tony Gonzalez	Dec. 4, 2000 - Dec. 28, 2008
83	Stephone Paige	Nov. 17, 1985 - Sept. 29, 1991
55	Eddie Kennison	Dec. 9, 2001 - Oct. 2, 2005
48	Priest Holmes	Sept. 9, 2001 - Sept. 19, 2004

#### Most Receptions, Running Back, Career

369	Kimble Anders	1991-00
288	Ed Podolak	1969-77
285	Jamaal Charles	2008-16
251	Priest Holmes	2001-07
199	Abner Haynes	1960-64

#### Most Receptions, Running Back, Season

74	Priest Holmes	2003
70	Priest Holmes	2002
70	Jamaal Charles	2013
67	Kimble Anders	1994
66	MacArthur Lane	1976

#### Most Receptions, Tight End, Career

982	Travis Kelce	2013-24
916	Tony Gonzalez	1997-08
198	Fred Arbanas	1962-70
163	Walter White	1975-79
135	Jonathan Hayes	1985-93
111	Keith Cash	1992-96

#### Most Pass Receptions, Tight End, Season

110	Travis Kelce	2022
105	Travis Kelce	2020
103	Travis Kelce	2018
102	Tony Gonzalez	2004
99	Tony Gonzalez	2007

#### Most Pass Receptions, Rookie, Season

79	Rashee Rice	2023
70	Dwayne Bowe	2007
61	Tyreek Hill	2016
55	Abner Haynes (RB)	1960
53	Kareem Hunt (RB)	2017

### RECEIVING YARDS

#### Most Receiving Yards, Career (All 6,000+)

11,965	Travis Kelce	2013-24
10,940	Tony Gonzalez	1997-08
7,306	Otis Taylor	1965-75
7,155	Dwayne Bowe	2007-14
6,630	Tyreek Hill	2016-21
6,545	Henry Marshall	1976-87
6,360	Carlos Carson	1980-89
6,341	Stephone Paige	1983-91

#### Most Seasons, 1,000 or More Receiving Yards

7	Travis Kelce	2016-22
4	Tony Gonzalez	2000, 2004, 2007-08
4	Tyreek Hill	2017-18, 2020-21

# REGULAR INDIVIDUAL

3	Carlos Carson	1983-84, '87
3	Dwayne Bowe	2008, 2010-11
2	Otis Taylor	1966, '71
2	Eddie Kennison	2004-05
1	Stephone Paige	1990
1	Andre Rison	1997
1	Derrick Alexander	2000
1	Jeremy Maclin	2015

## Most Receiving Yards, Season (All 1,000+)

1,479	Tyreek Hill	2018
1,416	Travis Kelce	2020
1,391	Derrick Alexander	2000
1,351	Carlos Carson	1983
1,338	Travis Kelce	2022
1,336	Travis Kelce	2018
1,297	Otis Taylor	1966
1,276	Tyreek Hill	2020
1,258	Tony Gonzalez	2004
1,239	Tyreek Hill	2021
1,229	Travis Kelce	2019
1,203	Tony Gonzalez	2000
1,183	Tyreek Hill	2017
1,172	Tony Gonzalez	2007
1,162	Dwayne Bowe	2010
1,159	Dwayne Bowe	2011
1,125	Travis Kelce	2016
1,125	Travis Kelce	2021
1,110	Otis Taylor	1971
1,102	Eddie Kennison	2005
1,092	Andre Rison	1997
1,088	Jeremy Maclin	2015
1,086	Eddie Kennison	2004
1,078	Carlos Carson	1984
1,058	Tony Gonzalez	2008
1,044	Carlos Carson	1987
1,038	Travis Kelce	2017
1,022	Dwayne Bowe	2008
1,021	Stephone Paige	1990

## Most Receiving Yards, Consecutive Seasons

2,662	Tyreek Hill (1,183, 1,479)	2017-18
2,645	Travis Kelce (1,229, 1,416)	2019-20
2,565	Travis Kelce (1,336, 1,229)	2018-19
2,541	Travis Kelce (1,416, 1,125)	2020-21
2,515	Tyreek Hill (1,276, 1,239)	2020-21

## Most Receiving Yards, Game (All 200+)

309	Stephone Paige vs. San Diego (8 Receptions)	Dec. 22, 1985
269	Tyreek Hill at Tampa Bay (13 Receptions)	Nov. 29, 2020
215	Tyreek Hill at L.A. Rams (10 Receptions)	Nov. 19, 2018
213	Curtis McClinton vs. Denver (5 Receptions)	Dec. 19, 1965
206	Stephone Paige at Denver (10 Receptions)	Sept. 17, 1990

## Most Games, 100 or More Receiving Yards, Career

38	Travis Kelce	2013-24
26	Tony Gonzalez	1997-08
20	Otis Taylor	1965-75
18	Carlos Carson	1980-88
18	Tyreek Hill	2016-21

## Most Games, 100 or More Receiving Yards, Season

6	Otis Taylor	1966
6	Carlos Carson	1983
6	Derrick Alexander	2000
6	Tony Gonzalez	2000
6	Tony Gonzalez	2004
6	Travis Kelce	2016
6	Tyreek Hill	2018
6	Travis Kelce	2020
6	Travis Kelce	2022
5	Eddie Kennison	2004
5	Eddie Kennison	2005
5	Tony Gonzalez	2007
5	Dwayne Bowe	2010
5	Travis Kelce	2018

## Most Consecutive Games, 100 or More Receiving Yards, Season

4	Tony Gonzalez	Oct. 15 - Nov. 5, 2000
4	Travis Kelce	Nov. 20 - Dec 8, 2016
3	Frank Jackson	Nov. 29 - Dec. 13, 1964
3	Otis Taylor	Nov. 13 - 27, 1966
3	Willie Davis	Oct. 4 - 18, 1992
3	Derrick Alexander	Oct. 22 - Nov. 5, 2000
3	Dwayne Bowe	Nov. 14 - 28, 2010
3	Travis Kelce	Nov. 1 - 22, 2020
3	Tyreek Hill	Nov. 8 - 29, 2020

## Longest Pass Receptions (All TDs) (All 90+)

*99	Marc Boerigter vs. San Diego (from Trent Green)	Dec. 22, 2002
92	Tommy Brooker at Denver (from Len Dawson)	Nov. 18, 1962
92	Gloster Richardson at Oakland (from Len Dawson)	Nov. 3, 1968
90	Frank Pitts vs. Boston (from Len Dawson)	Nov. 17, 1968
90	J.J. Birden vs. San Diego (from Steve DeBerg)	Nov. 18, 1990

## \*NFL RECORD

### Most Receiving Yards, Running Back, Career

2,829	Kimble Anders	1991-00
2,739	Abner Haynes	1960-65
2,457	Jamaal Charles	2008-16
2,456	Ed Podolak	1969-77
2,377	Priest Holmes	2001-07

### Most Receiving Yards, Running Back, Season

693	Jamaal Charles	2013
690	Priest Holmes	2003
672	Priest Holmes	2002
686	MacArthur Lane	1976
614	Priest Holmes	2001

### Most Receiving Yards, Running Back, Game

213	Curtis McClinton vs. Denver	Dec. 19, 1965
195	Jamaal Charles at Oakland	Dec. 15, 2013
149	Abner Haynes vs. San Diego	Oct. 20, 1963
130	Johnny Robinson vs. Buffalo	Dec. 18, 1960
129	Spencer Ware vs. San Diego	Sept. 11, 2016
127	Abner Haynes at N.Y. Titans	Dec. 3, 1961

### Most Games, 100 or More Receiving Yards, RB, Career

5	Abner Haynes	1960-65
5	Priest Holmes	2001-07
3	Johnny Robinson	1960-71
3	Paul Palmer	1987-88
2	Curtis McClinton	1962-69
2	Larry Johnson	2003-09
2	Jamaal Charles	2008-16

### Most Games, 100 or More Receiving Yards, RB, Season

3	Paul Palmer	1988
2	Johnny Robinson	1960
2	Abner Haynes	1964
2	Priest Holmes	2001

### Most Receiving Yards, Tight End, Career (All 1,000+)

11,965	Travis Kelce	2013-24
10,940	Tony Gonzalez	1997-08
3,101	Fred Arbanas	1962-70
2,396	Walter White	1975-79
1,541	Jonathan Hayes	1985-93
1,046	Keith Cash	1992-96
1,009	Tony Moeaki	2010-12

### Most Receiving Yards, Tight End, Season

1,416	Travis Kelce	2020
1,338	Travis Kelce	2022
1,336	Travis Kelce	2018
1,258	Tony Gonzalez	2004
1,229	Travis Kelce	2019

### Most Receiving Yards, Tight End, Game

191	Travis Kelce at Los Angeles Chargers	Dec. 16, 2021
179	Travis Kelce vs. Los Angeles Chargers	Oct. 22, 2023
168	Travis Kelce at Oakland	Dec. 2, 2018
160	Travis Kelce vs. Denver	Dec. 25, 2016
159	Travis Kelce vs. Carolina	Nov. 8, 2020

### Most Receiving Yards, Rookie, Season

995	Dwayne Bowe	2007
938	Rashee Rice	2023
789	Chris Burford	1960
678	Sylvester Morris	2000
611	Johnny Robinson (RB)	1960

### Highest Receiving Average, Career (200 receptions)

18.07	Carlos Carson (352-6,360)	1980-89
17.82	Otis Taylor (410-7,306)	1965-75
17.30	Derrick Alexander (213-3,685)	1998-01
16.82	Stephone Paige (377-6,341)	1983-91
16.29	Eddie Kennison (321-5,230)	2001-07

### Highest Receiving Average, Season (24 receptions)

22.36	Otis Taylor (58-1,297)	1966
21.93	Stephone Paige (43-943)	1985
21.83	Frank Pitts (30-655)	1968
21.00	Willie Davis (36-756)	1992
20.69	Mecole Hardman (26-538)	2019

### Highest Receiving Average, Game (3 receptions)

42.60	C. McClinton vs. Denver (5-213)	Dec. 19, 1965
40.00	J. Robinson vs. N.Y. Titans (3-120)	Oct. 2, 1960
39.67	Otis Taylor at Denver (3-119)	Dec. 14, 1968
39.00	Fred Arbanas (3-117)	Nov. 18, 1962
38.63	Stephone Paige (8-309)	Dec. 22, 1985

### Most 20+ Yard Receptions, Career

163	Travis Kelce	2013-24
-----	--------------	---------

# REGULAR INDIVIDUAL

130	Tony Gonzalez	1997-08
101	Dwayne Bowe	2007-14
99	Tyreek Hill	2016-21
81	Eddie Kennison	2001-07

## Most 20+ Yard Receptions, Season

27	Tyreek Hill	2018
24	Derrick Alexander	2000
23	Travis Kelce	2020
20	Derrick Alexander	1998
19	Tony Gonzalez	2004
19	Dwayne Bowe	2010
19	Dwayne Bowe	2011
19	Travis Kelce	2017
19	Tyreek Hill	2020
19	Travis Kelce	2022

## Most 20+ Yard Receptions, Game

6	Tyreek Hill at Tampa Bay	Nov. 29, 2020
5	Derrick Alexander at San Diego	Nov. 22, 1998
5	Tyreek Hill at Los Angeles Chargers	Sept. 9, 2018
5	Tyreek Hill at Los Angeles Rams	Nov. 19, 2018
4	Derrick Alexander vs. St. Louis	Oct. 22, 2000
4	Eddie Kennison vs. Jacksonville	Dec. 31, 2006
4	Dwayne Bowe at Denver	Nov. 14, 2010
4	Travis Kelce at Oakland	Dec. 2, 2018
4	Sammy Watkins at Jacksonville	Sept. 8, 2019
4	Demarcus Robinson at Oakland	Sept. 15, 2019
4	Tyreek Hill vs. Cleveland	Sept. 12, 2021
3	50 times; Last, Travis Kelce at Green Bay	Dec. 3, 2023

## RECEIVING TOUCHDOWNS

### Most Receiving Touchdowns, Career

76	Tony Gonzalez	1997-08
76	Travis Kelce	2013-24
57	Otis Taylor	1965-75
56	Tyreek Hill	2016-21
55	Chris Burford	1960-67

### Most Receiving Touchdowns, Season

15	Dwayne Bowe	2010
15	Tyreek Hill	2020
12	Chris Burford	1962
12	Tyreek Hill	2018
12	Travis Kelce	2022

### Most Receiving Touchdowns, Consecutive Seasons

24	Tyreek Hill (15, 9)	2020-21
22	Tyreek Hill (7, 15)	2019-20
21	Chris Burford (12, 9)	1962-63
21	Stephone Paige (10, 11)	1985-86
21	Travis Kelce (9, 12)	2021-22

### Most Receiving Touchdowns, Rookie, Season

7	Rashee Rice	2023
6	Fred Arbanas	1962
6	Stephone Paige	1983
6	Tyreek Hill	2016
6	Mecole Hardman	2019

### Most Receiving Touchdowns, Game

4	Frank Jackson at San Diego	Dec. 13, 1964
4	Jamaal Charles at Oakland	Dec. 15, 2013
4	Travis Kelce vs. Las Vegas	Oct. 10, 2022
3	Chris Burford at Oakland	Sept. 23, 1962
3	Chris Burford at Boston	Sept. 25, 1966
3	Otis Taylor at Denver	Dec. 17, 1967
3	Otis Taylor at N.Y. Jets	Nov. 16, 1969
3	Sylvester Morris vs. San Diego	Sept. 17, 2000
3	Tony Gonzalez vs. Miami	Sept. 29, 2002
3	Dwayne Bowe at Seattle	Nov. 28, 2010
3	Tyreek Hill at New England	Oct. 14, 2018
3	Sammy Watkins at Jacksonville	Sept. 8, 2019
3	Tyreek Hill at Tampa Bay	Nov. 29, 2020
3	Tyreek Hill at Philadelphia	Oct. 3, 2021
3	Travis Kelce at Los Angeles Chargers	Nov. 20, 2022

### Most Consecutive Games, Touchdown Receptions

7	Dwayne Bowe	Oct. 17, 2010 - Nov. 28, 2010
6	Travis Kelce	Dec. 6, 2020 - Sept. 19, 2021
6	Jerick McKinnon	Dec. 4, 2022 - Jan. 7, 2023
5	Chris Burford	Sept. 8, 1962 - Oct. 12, 1962
5	Otis Taylor	Oct. 23, 1966 - Nov. 20, 1966
5	Tyreek Hill	Oct. 25, 2020 - Nov. 29, 2020
4	16 times: Last Travis Kelce	Dec. 16, 2021 - Sept. 11, 2022

### Highest TD Catch Percentage, Season (20 recs.)

40.0	Marc Boerigter (20 recs., 8 TDs)	2002
27.3	Gloster Richardson (22 recs., 6 TDs)	1968
26.7	Chris Burford (45 recs., 12 TDs)	1962
25.0	Fred Arbanas (20 recs., 5 TDs)	1967
23.5	Fred Arbanas (34 recs., 8 TDs)	1964

### Most Touchdown Receptions, QB-Pass Catcher Combinations

51	Patrick Mahomes - Travis Kelce	2017-23
46	Len Dawson - Otis Taylor	1965-75
43	Len Dawson - Chris Burford	1962-67
41	Patrick Mahomes - Tyreek Hill	2017-21
34	Trent Green - Tony Gonzalez	2001-06

## TOTAL YARDS FROM SCRIMMAGE

### ATTEMPTS

#### Most Attempts From Scrimmage, Career (All 1,000+)

1,617	Jamaal Charles (1,332 rush, 285 rec.)	2008-16
1,572	Priest Holmes (1,321 rush, 251 rec.)	2001-07
1,526	Larry Johnson (1,375 rush, 151 rec.)	2003-09
1,445	Ed Podolak (1,157 rush, 288 rec.)	1969-77
1,288	Christian Okoye (1,246 rush, 42 rec.)	1987-92
1,073	Marcus Allen (932 rush, 141 rec.)	1993-97

#### Most Attempts From Scrimmage, Season

457	Larry Johnson (416 rush, 41 rec.)	2006
394	Priest Holmes (320 rush, 74 rec.)	2003
389	Priest Holmes (327 rush, 62 rec.)	2001
383	Priest Holmes (313 rush, 70 rec.)	2002
372	Christian Okoye (370 rush, 2 rec.)	1989

#### Most Attempts From Scrimmage, Game

41	L. Johnson vs. Seattle (39 rush, 2 rec.)	Oct. 29, 2006
39	J. Charles at New Orleans (33 rush, 6 rec.)	Sept. 23, 2012
38	C. Okoye at Green Bay (38 rush, 0 rec.)	Dec. 10, 1989
38	L. Johnson vs. JAX (33 rush, 5 rec.)	Dec. 31, 2006
37	C. Okoye vs. Seattle (37 rush, 0 rec.)	Nov. 5, 1989
37	L. Johnson at Houston (36 rush, 1 rec.)	Nov. 20, 2005

### YARDS

#### Most Yards From Scrimmage, Career

11,980	Travis Kelce (15 rush, 11,965 rec.)	2013-24
10,954	Tony Gonzalez (14 rush, 10,940 rec.)	1997-08
9,717	Jamaal Charles (7,260 rush, 2,457 rec.)	2008-16
8,447	Priest Holmes (6,070 rush, 2,377 rec.)	2001-07
7,467	Otis Taylor (161 rush, 7,306 rec.)	1965-75

#### Most Yards From Scrimmage, Season

2,287	Priest Holmes (1,615 rush, 672 rec.)	2002
2,199	Larry Johnson (1,789 rush, 410 rec.)	2006
2,169	Priest Holmes (1,555 rush, 614 rec.)	2001
2,110	Priest Holmes (1,420 rush, 690 rec.)	2003
2,093	Larry Johnson (1,750 rush, 343 rec.)	2005

#### Most Yards From Scrimmage, Game (All 250+)

309	Stephone Paige vs. San Diego (0 rush, 309 rec.)	Dec. 22, 1985
307	Priest Holmes at Seattle (197 rush, 110 rec.)	Nov. 24, 2002
288	Jamaal Charles at New Orleans (233 rush, 55 rec.)	Sept. 23, 2012
277	Priest Holmes at Oakland (168 rush, 109 rec.)	Dec. 9, 2001
269	Tyreek Hill at Tampa Bay (0 rush, 269 rec.)	Nov. 29, 2020

#### Scrimmage Yards Per Touch Average, RB, Career (350 touches)

6.60	Abner Haynes (993-6,553)	1960-64
6.01	Jamaal Charles (1,617-9,717)	2008-16
5.89	Kimble Anders (864-5,090)	1991-00
5.61	Kareem Hunt (532-2,984)	1962-69
5.55	Spencer Ware (418-2,319)	1977-80

#### Yards Per Touch Average, RB, Season (200 touches)

7.0	Jamaal Charles (275-1,935)	2010
6.9	Abner Haynes (211-1,451)	1960
6.6	Abner Haynes (213-1,399)	1961
6.2	Abner Haynes (260-1,622)	1962
6.2	Jamaal Charles (230-1,417)	2009

## COMBINED YARDAGE

### ATTEMPTS

#### Most Combined Attempts, Career (All 1,000+)

1,668	Jamaal Charles	2008-16
1,572	Priest Holmes	2001-07
1,565	Ed Podolak	1969-77
1,526	Larry Johnson	2003-09
1,288	Christian Okoye	1987-92

# REGULAR INDIVIDUAL

1,098	Abner Haynes	1960-64
1,073	Marcus Allen	1993-97

## Most Combined Attempts, Season (All 300+)

457	Larry Johnson	2006
394	Priest Holmes	2003
389	Priest Holmes	2001
383	Priest Holmes	2002
372	Christian Okoye	1989
369	Larry Johnson	2005
329	Jamaal Charles	2013
325	Kareem Hunt	2017
320	Jamaal Charles	2012

## Most Combined Attempts, Game

41	Larry Johnson vs. Seattle	Oct. 29, 2006
39	Jamaal Charles at New Orleans	Sept. 23, 2012
38	Christian Okoye at Green Bay	Dec. 10, 1989
38	Larry Johnson vs. Jacksonville	Dec. 31, 2006
37	Christian Okoye vs. Seattle	Nov. 5, 1989
37	L. Johnson at Houston	Nov. 20, 2005

## YARDS

## Most Combined Yards, Career (All 7,500+)

12,356	Dante Hall	2000-06
11,342	Travis Kelce	2013-23
10,963	Jamaal Charles	2008-16
10,954	Tony Gonzalez	1997-08
8,742	Tyreek Hill	2016-21
8,473	Abner Haynes	1960-64
8,447	Priest Holmes	2001-07
8,343	Ed Podolak	1969-77
7,677	Carlos Carson	1980-89

## Most Combined Yards, Season

2,446	Dante Hall	2003
2,342	Jamaal Charles	2009
2,287	Priest Holmes	2002
2,236	Dante Hall	2004
2,283	Dante Hall	2005

## Most Combined Yards, Game

309	Stephone Paige vs. San Diego	Dec. 22, 1985
307	Priest Holmes at Seattle	Nov. 24, 2002
296	Dante Hall at Denver	Dec. 7, 2003
290	Noland Smith at San Diego	Oct. 15, 1967
288	Jamaal Charles at New Orleans	Sept. 23, 2012

# PUNTING

## PUNTS

## Most Seasons Leading League in Punts

*4	Jerrel Wilson	1965, '68, '72-73
1	Bob Grupp	1979
1	Jim Arnold	1984

\*NFL RECORD

## Most Punts, Career

1,124	Dustin Colquitt	2005-19
1,018	Jerrel Wilson	1963-77
421	Louie Aguiar	1994-98
284	Jim Arnold	1983-85
272	Bryan Barker	1990-93

## Most Punts, Season

101	Daniel Pope	1999
99	Lewis Colbert	1986
98	Jim Arnold	1984
96	Dustin Colquitt	2009
95	Dustin Colquitt	2007

## Most Punts, Game

11	Bob Grupp vs. Baltimore	Sept. 2, 1979
11	Jim Arnold at San Francisco	Nov. 17, 1985
11	Kelly Goodburn vs. Cleveland	Nov. 19, 1989
11	Louie Aguiar vs. San Diego	Nov. 13, 1994
11	Dustin Colquitt at Chicago	Dec. 4, 2011
10	Jerrel Wilson at N.Y. Jets	Sept. 18, 1965
10	Jerrel Wilson vs. Denver	Oct. 6, 1974
10	Kelly Goodburn at N.Y. Jets	Oct. 2, 1988
10	Todd Sauerbrun at San Diego	Nov. 26, 2000
10	Dustin Colquitt at N.Y. Jets	Dec. 30, 2007

## PUNTING DISTANCE

## Most Punting Yards, Career (All 10,000+)

50,393	Dustin Colquitt	2005-19
44,218	Jerrel Wilson	1963-77
17,930	Louie Aguiar	1994-98

11,934	Jim Arnold	1983-85
11,267	Bryan Barker	1990-93

## Most Punting Yards, Season

4,397	Jim Arnold	1984
4,361	Dustin Colquitt	2009
4,322	Dustin Colquitt	2007
4,218	Daniel Pope	1999
4,084	Dustin Colquitt	2011

## Longest Punt (All 70+)

81	Dustin Colquitt vs. San Diego	Dec. 2, 2007
77	Dustin Colquitt at Denver	Dec. 31, 2017
76	Dan Stryzinski vs. Oakland	Sept. 9, 2001
76	Tommy Townsend at Denver	Dec. 11, 2022
74	Bob Grupp vs. San Diego	Nov. 4, 1979
74	Tommy Townsend vs. Los Angeles Chargers	Sept. 15, 2022
73	Dustin Colquitt vs. Oakland	Sept. 14, 2008
72	Jerrel Wilson at San Diego	Sept. 29, 1963
72	Dustin Colquitt at Oakland	Dec. 23, 2006
72	Dustin Colquitt at St. Louis	Dec. 19, 2010
71	Dustin Colquitt at Oakland	Dec. 16, 2012
70	Jerrel Wilson at Denver	Oct. 11, 1964
70	Jerrel Wilson vs. Buffalo	Oct. 18, 1964
70	Jerrel Wilson vs. Houston	Nov. 28, 1968
70	Dustin Colquitt at Jacksonville	Nov. 8, 2009

## Highest Punting Average, Career (200 punts)

47.43	Tommy Townsend (201-9,533)	2020-23
44.83	Dustin Colquitt (1,124-50,393)	2005-19
43.44	Jerrel Wilson (1,018-44,218)	1963-77
42.59	Louie Aguiar (421-17,930)	1994-98
42.02	Jim Arnold (284-11,934)	1983-85

## Highest Punting Average, Season (50 punts)

50.42	Tommy Townsend (53-2,672)	2022
47.05	Tommy Townsend (59-2,776)	2023
46.83	Dustin Colquitt (83-3,887)	2012
46.03	Dustin Colquitt (87-4,005)	2013
45.89	Dustin Colquitt (89-4,084)	2011

## Highest Punting Average, Game (4 punts)

60.75	Tommy Townsend vs. New England (4-243)	Oct. 5, 2020
57.20	Dustin Colquitt vs. San Diego (5-286)	Oct. 31, 2011
56.83	Tommy Townsend vs. Green Bay (6-341)	Nov. 7, 2021
56.40	Jerrel Wilson vs. Boston (5-282)	Oct. 11, 1970
55.60	Louie Aguiar at Arizona (5-278)	Oct. 1, 1995

## Highest Net Punting Average, Career (200 Punts)

42.82	Tommy Townsend	2020-23
39.74	Dustin Colquitt	2005-19
35.56	Louie Aguiar	1994-98
35.42	Jerrel Wilson	1963-77
35.13	Bob Grupp	1979-81

## Highest Net Punting Average, Season (50 Punts)

45.58	Tommy Townsend	2022
41.85	Tommy Townsend	2023
41.11	Dustin Colquitt	2017
40.84	Dustin Colquitt	2015
40.78	Dustin Colquitt	2009

## Highest Net Punting Average, Game (4 Punts)

54.33	Tommy Townsend vs. Green Bay	Nov. 7, 2021
52.50	Dustin Colquitt vs. Denver	Sept. 15, 2015
52.20	Dustin Colquitt at L.A. Chargers	Sept. 9, 2018
52.00	Dustin Colquitt at Indianapolis	Oct. 10, 2010
51.86	Dustin Colquitt at Oakland	Dec. 16, 2012

## PUNTS BLOCKED

## Most Consecutive Punts, None Blocked

458	Dustin Colquitt	2013-19
377	Louie Aguiar	1994-98
256	Jerrel Wilson	1968-71
233	Jim Arnold	1983-85

## Punts Had Blocked, Career

12	Jerrel Wilson	1963-77
5	Dustin Colquitt	2005-19
2	Bob Grupp	1979-81
2	Jim Arnold	1983-85
2	Bryan Barker	1990-93
2	Daniel Pope	1999

## Punts Had Blocked, Season

2	Jerrel Wilson	1974
2	Jim Arnold	1985
2	Daniel Pope	1999

## Punts Had Blocked, Game

2	Jim Arnold vs. Denver	Oct. 27, 1985
---	-----------------------	---------------

# REGULAR INDIVIDUAL

## INSIDE THE 20

### Most Punts Inside the 20, Career

462	Dustin Colquitt	2005-19
117	Louie Aguiar	1994-98
82	Tommy Townsend	2020-23
62	Bryan Barker	1990-93
58	Jim Arnold	1983-85

### Most Punts Inside the 20, Season

45	Dustin Colquitt	2012
41	Dustin Colquitt	2009
38	Dustin Colquitt	2016
37	Dustin Colquitt	2015
35	Dustin Colquitt	2013

## PUNT RETURNS

### Most Seasons Leading League

1	Dexter McCluster	2013
---	------------------	------

### Most Punt Returns, Career

216	J.T. Smith	1979-84
188	Dante Hall	2000-06
181	Tamarick Vanover	1995-99
105	Javier Arenas	2010-12
86	Ed Podolak	1969-77
86	Tyreek Hill	2016-21

### Most Punt Returns, Season

58	J.T. Smith	1979
58	Dexter McCluster	2013
51	Tamarick Vanover	1995
51	Tamarick Vanover	1999
50	J.T. Smith	1981

### Most Punt Returns, Game

8	Ed Podolak vs. San Diego	Nov. 10, 1974
8	De'Anthony Thomas vs. Oakland	Dec. 14, 2014
7	J.T. Smith vs. Oakland	Sept. 23, 1979
7	J.T. Smith vs. N.Y. Giants	Oct. 21, 1979
7	Tamarick Vanover vs. Detroit	Sept. 26, 1999
7	Tamarick Vanover at Denver	Dec. 5, 1999
7	Eddie Drummond at Oakland	Oct. 21, 2007
7	Dexter McCluster at Jacksonville	Sept. 8, 2013
7	Dexter McCluster at Washington	Dec. 8, 2013

## PUNT RETURN YARDS

### Most Punt Return Yards, Career

2,289	J.T. Smith	1979-84
1,930	Tamarick Vanover	1995-99
1,882	Dante Hall	2000-06
1,035	Javier Arenas	2010-12
1,009	Tyreek Hill	2016-21

### Most Punt Return Yards, Season

686	Dexter McCluster	2013
627	Tamarick Vanover	1999
612	J.T. Smith	1979
592	Tyreek Hill	2016
581	J.T. Smith	1980

### Most Punt Return Yards, Game

177	Dexter McCluster at Washington	Dec. 8, 2013
156	De'Anthony Thomas vs. Oakland	Dec. 14, 2014
141	J.T. Smith vs. Oakland	Sept. 23, 1979
139	Tamarick Vanover at Denver	Dec. 5, 1999
130	Tamarick Vanover vs. New Orleans	Dec. 21, 1997

### Longest Punt Return (All TDs)

95	Tyreek Hill at San Diego	Jan. 1, 2017
94	Dexter McCluster vs. San Diego	Sept. 13, 2010
93	Dante Hall vs. Denver	Oct. 5, 2003
91	Tyreek Hill at L.A. Chargers	Sept. 9, 2018
90	Dante Hall vs. Arizona	Dec. 1, 2002

### Most Seasons Leading League

1	Abner Haynes	1960
1	Noland Smith	1968
1	Ed Podolak	1970
1	J.T. Smith	1980
1	Dante Hall	2003
1	Tyreek Hill	2016

### Highest Punt Return Average, Career (50 returns)

12.14	Dexter McCluster (79-959)	2010-13
11.73	Tyreek Hill (86-1,009)	2016-21
11.11	Noland Smith (53-589)	1967-69

10.87	Abner Haynes (55-587)	1960-64
10.66	Tamarick Vanover (181-1,930)	1995-99

### Highest Punt Return Average, Season (12 returns)

16.28	Dante Hall (29-472)	2003
15.54	Dexter McCluster (13-202)	2010
15.36	Abner Haynes (14-215)	1960
15.18	Tyreek Hill (39-592)	2016
15.00	Noland Smith (18-270)	1968

### Highest Punt Return Average, Game (3 returns)

35.00	D. Hall vs. Denver (3-105)	Oct. 5, 2003
33.33	D. McCluster vs. San Diego (3-100)	Sept. 13, 2010
28.67	M. Garrett at Buffalo (3-86)	Sept. 11, 1966
28.67	N. Smith vs. N.Y. Jets (3-86)	Sept. 15, 1968
28.25	D. McCluster vs. N.Y. Giants (4-113)	Sept. 29, 2013

## PUNT RETURN TOUCHDOWNS

### Most Punt Return Touchdowns, Career

5	Dante Hall	2000-06
4	J.T. Smith	1979-84
4	Tamarick Vanover	1995-99
4	Tyreek Hill	2016-21
3	Dexter McCluster	2010-13

### Most Punt Return Touchdowns, Season

2	J.T. Smith	1979
2	J.T. Smith	1980
2	Dale Carter	1992
2	Tamarick Vanover	1999
2	Dante Hall	2002
2	Dante Hall	2003
2	Dexter McCluster	2013
2	Tyreek Hill	2016

### Most Punt Return Touchdowns, Game

1	30 times, Last; Mecole Hardman at Miami	Dec. 13, 2020
---	---	---------------

## KICKOFF RETURNS

### Most Kickoff Returns, Career

360	Dante Hall	2000-06
212	Tamarick Vanover	1995-99
84	Dave Grayson	1961-64
72	Knile Davis	2013-16
68	Noland Smith	1967-69

### Most Kickoff Returns, Season

68	Dante Hall	2004
65	Dante Hall	2005
57	Dante Hall	2002
57	Dante Hall	2003
53	Dante Hall	2006

### Most Kickoff Returns, Game

9	Noland Smith vs. Oakland	Nov. 23, 1967
9	Paul Palmer at Seattle	Sept. 20, 1987
8	Jon Vaughn at Miami	Dec. 12, 1994
8	Dante Hall vs. Philadelphia	Oct. 2, 2005
8	Quintin Demps vs. San Diego	Nov. 24, 2013

## KICKOFF RETURN YARDS

### Most Kickoff Return Yards, Career

8,644	Dante Hall	2000-06
5,099	Tamarick Vanover	1995-99
2,231	Dave Grayson	1961-64
1,942	Knile Davis	2013-16
1,822	Noland Smith	1967-69

### Most Kickoff Return Yards, Season

1,718	Dante Hall	2004
1,560	Dante Hall	2005
1,478	Dante Hall	2003
1,354	Dante Hall	2002
1,308	Tamarick Vanover	1997

### Most Kickoff Return Yards, Game (All 200+)

251	Jon Vaughn at Miami	Dec. 12, 1994
244	Noland Smith at San Diego	Oct. 15, 1967
234	Dante Hall vs. Philadelphia	Oct. 2, 2005
233	Dante Hall vs. San Diego	Nov. 28, 2004
221	Paul Palmer at Seattle	Sept. 20, 1987
207	Tremon Smith at L.A. Rams	Nov. 19, 2018
206	Noland Smith vs. Oakland	Nov. 23, 1967

### Longest Kickoff Return (All TDs)

108	Knile Davis vs. Denver	Dec. 1, 2013
-----	------------------------	--------------

# REGULAR INDIVIDUAL

106	Noland Smith at Denver	Dec. 17, 1967
104	Mecole Hardman vs. L.A. Chargers	Dec. 29, 2019
102	Byron Pringle at Denver	Oct. 25, 2020
100	Dante Hall vs. Pittsburgh	Sept. 14, 2003
99	Dave Grayson at Denver	Sept. 7, 1963
99	Tamarick Vanover at Seattle	Sept. 3, 1995
99	Knile Davis vs. St. Louis	Oct. 26, 2014
97	Boyce Green at Pittsburgh	Dec. 21, 1986
97	Tamarick Vanover at Denver	Oct. 27, 1996
97	Dante Hall at Baltimore	Sept. 28, 2003
97	Dante Hall vs. Denver	Dec. 19, 2004
97	Jamaal Charles vs. Pittsburgh	Nov. 22, 2009

## Most Seasons Leading League in Kickoff Return Average

1	Dave Grayson	1961
1	Noland Smith	1967
1	Lawrence Williams	1976

## Highest Kickoff Return Average, Career (50 returns)

26.97	Knile Davis (72-1,942)	2013-16
26.79	Noland Smith (68-1,822)	1967-69
26.56	Dave Grayson (84-2,231)	1961-64
25.50	Abner Haynes (52-1,326)	1960-64
24.52	De'Anthony Thomas (58-1422)	2014-19

## Highest Kickoff Return Average, Season (15 returns)

30.06	Quintin Demps (33-992)	2013
29.72	Dave Grayson (18-535)	1962
28.59	Knile Davis (29-829)	2014
28.31	Dave Grayson (16-453)	1961
28.30	Larry Marshall (23-651)	1972

## Highest Kickoff Return Average, Game (3 returns)

48.67	Dante Hall vs. Pittsburgh (3-146)	Sept. 14, 2003
45.00	Tremon Smith at New England (4-180)	Oct. 14, 2018
44.67	Dante Hall vs. St. Louis (3-134)	Dec. 8, 2002
44.33	Paul Palmer vs. Seattle (3-133)	Dec. 27, 1987
40.67	Noland Smith at San Diego (6-244)	Oct. 15, 1967
40.33	L. Williams vs. Cincinnati (3-121)	Nov. 21, 1976
40.33	Dante Hall at Baltimore (3-121)	Sept. 28, 2003

## KICKOFF RETURN TOUCHDOWNS

### Most Kickoff Return Touchdowns, Career

6	Dante Hall	2000-06
4	Tamarick Vanover	1995-99
2	Paul Palmer	1987-88
2	Knile Davis	2013-16

### Most Kickoff Return Touchdowns, Season

2	Paul Palmer	1987
2	Tamarick Vanover	1995
2	Dante Hall	2003
2	Dante Hall	2004

### Most Kickoff Return Touchdowns, Game

1	25 times	
	Last; Byron Pringle vs. Denver	Oct. 25, 2020

## FUMBLES

### Most Opponents Fumbles Forced, Career

45	Derrick Thomas	1989-99
33	Tamba Hali	2006-17
29	Neil Smith	1988-96
23	Derrick Johnson	2005-17
14	Justin Houston	2011-18
13	Kevin Ross	1984-93, '97
13	Jared Allen	2004-07

### Most Opponents Fumbles Forced, Season

8	Derrick Thomas	1992
7	Jared Allen	2005
7	Dee Ford	2018
6	Derrick Thomas	1990
6	Derrick Thomas	1994
6	Tamba Hali	2006

### Most Fumbles Forced, Rookie, Season

6	Tamba Hali	2006
4	Kevin Ross	1984
4	Tim Cofield	1986

## INTERCEPTIONS

### Most Seasons, Leading League

2	Johnny Robinson	1966, '70
---	-----------------	-----------

2	Emmitt Thomas	1969, '74
---	---------------	-----------

### Most Interceptions By, Career

58	Emmitt Thomas	1966-78
57	Johnny Robinson	1960-71
50	Deron Cherry	1981-91
39	Gary Barbaro	1976-82
38	Albert Lewis	1983-93

### Most Interceptions By, Season

12	Emmitt Thomas	1974
10	Johnny Robinson	1966
10	Bobby Hunt	1966
10	Johnny Robinson	1970
10	Gary Barbaro	1980

### Most Interceptions By, Rookie, Season

8	Marcus Peters	2015
8	Bobby Hunt	1962
7	Bobby Ply	1962
7	Dale Carter	1992
6	David Webster	1960
6	Kevin Ross	1984

### Most Interceptions By, Game

*4	Bobby Ply vs. San Diego	Dec. 16, 1962
*4	Bobby Hunt vs. Houston	Oct. 4, 1964
*4	Deron Cherry vs. Seattle	Sept. 29, 1985
3	Bobby Hunt at Houston	Oct. 28, 1962
3	Bobby Ply vs. Denver	Dec. 9, 1962
3	Johnny Robinson at Baltimore	Sept. 28, 1970
3	Albert Lewis vs. Atlanta	Dec. 8, 1985
3	Lloyd Burruss vs. San Diego	Oct. 19, 1986
3	Albert Lewis vs. Atlanta	Sept. 1, 1991
3	Greg Wesley vs. Miami	Sept. 29, 2002
3	Greg Wesley vs. New England	Nov. 27, 2005
	*NFL RECORD	

### Most Consecutive Games, Pass Intercepted By

6	Eric Harris	1980
5	Emmitt Thomas	1973-74
5	Gary Barbaro	1980-81
5	Albert Lewis	1993
4	Emmitt Thomas	1974-75
4	Deron Cherry	1986

## INTERCEPTION RETURN YARDS

### Most Interception Return Yards, Career

937	Emmitt Thomas (58 INTs)	1966-78
771	Gary Barbaro (39 INTs)	1975-82
741	Johnny Robinson (57 INTs)	1960-71
688	Deron Cherry (50 INTs)	1981-91
674	Bobby Hunt (37 INTs)	1962-67

### Most Interception Return Yards, Season

280	Marcus Peters (8 INTs)	2015
274	Mark McMillian (8 INTs)	1997
228	Bobby Hunt (6 INTs)	1963
214	Emmitt Thomas (12 INTs)	1974
193	Lloyd Burruss (5 INTs)	1986

### Most Interception Return Yards Gained, Game

121	Lloyd Burruss vs. San Diego (3 INTs)	Oct. 19, 1986
118	Brandon Flowers at N.Y. Jets (2 INTs)	Oct. 26, 2008
108	Bobby Ply vs. San Diego (4 INTs)	Dec. 16, 1962
108	Bobby Hunt vs. Houston (4 INTs)	Oct. 4, 1964
105	Derrick Johnson vs. Denver (2 INTs)	Jan. 3, 2010

### Longest Interception Return

102	Gary Barbaro vs. Seattle	Dec. 11, 1977
100	Tim Collier at Oakland	Dec. 18, 1977
100	Sean Smith at Buffalo	Nov. 3, 2013
99	Dave Grayson vs. N.Y. Titans	Dec. 17, 1961
99	Kevin Ross at San Diego	Sept. 6, 1992
99	Jaylen Watson vs. L.A. Chargers	Sept. 15, 2022

## INTERCEPTION RETURN TOUCHDOWNS

### Most Interception Return Touchdowns, Career

6	Bobby Bell	1963-74
5	Emmitt Thomas	1966-78
5	Jim Kearney	1967-75
5	Eric Berry	2010-18
4	Lloyd Burruss	1981-91
4	Derrick Johnson	2005-17
4	Daniel Sorensen	2014-21

### Most Interception Return Touchdowns, Season

4	Jim Kearney	1972
3	Lloyd Burruss	1986
3	Mark McMillian	1997



# REGULAR INDIVIDUAL

2	David Webster	1960
2	Sherrill Headrick	1961
2	Emmitt Thomas	1974
2	Charles Mincy	1992
2	Jerome Woods	1993
2	James Hasty	1999
2	Jerome Woods	2003
2	Derrick Johnson	2009
2	Eric Berry	2013
2	Marcus Peters	2015
2	Eric Berry	2016

## Most Interception Return Touchdowns, Game

*2	Jim Kearney at Denver	Oct. 1, 1972
*2	Lloyd Burruss vs. San Diego	Oct. 19, 1986
*2	Derrick Johnson at Denver	Jan. 3, 2010

\*NFL RECORD

## SACKS

### Most Sacks, Career (All 50.0+)

126.5	Derrick Thomas	1989-99
89.5	Tamba Hali	2006-17
85.5	Neil Smith	1988-96
80.5	Chris Jones	2016-24
78.5	Justin Houston	2011-18
73.0	Art Still	1978-87 (Pre-1982)
51.0	Mike Bell	1979-85, '87-91

### Most Sacks, Season

22.0	Justin Houston	2014
20.0	Derrick Thomas	1990
15.5	Jared Allen	2007
15.5	Chris Jones	2018
15.5	Chris Jones	2022

### Most Sacks, Consecutive Seasons

33.5	Derrick Thomas (20.0, 13.5)	1990-91
33.0	Justin Houston (11.0, 22.0)	2013-14
30.0	Derrick Thomas (10.0, 20.0)	1989-90
29.5	Neil Smith (14.5, 15.0)	1992-93
29.5	Justin Houston (22.0, 7.5)	2014-15

### Most Sacks, Rookie, Season

10.0	Derrick Thomas	1989
9.0	Jared Allen	2004
8.0	Tamba Hali	2006
6.5	Art Still	1978
6.0	George Karlaftis	2022

### Most Sacks, Game

*7.0	Derrick Thomas vs. Seattle	Nov. 11, 1990
6.0	Derrick Thomas vs. Oakland	Sept. 6, 1998
4.5	Justin Houston at Philadelphia	Sept. 19, 2013
4.0	Wilbur Young at San Diego	Oct. 19, 1975
4.0	Art Still at Oakland	Oct. 5, 1980
4.0	Derrick Thomas vs. Buffalo	Oct. 7, 1991
4.0	Derrick Thomas vs. San Diego	Nov. 8, 1992
4.0	Neil Smith vs. L.A. Raiders	Oct. 3, 1993
4.0	Justin Houston vs. San Diego	Dec. 28, 2014

\*NFL RECORD

### Most Sack Yards, Career

699.0	Derrick Thomas	1989-99
591.5	Tamba Hali	2006-17
551.5	Chris Jones	2016-24
506.5	Neil Smith	1988-96
452.0	Justin Houston	2011-18

### Most Sack Yards, Season

127.0	Neil Smith	1993
122.0	Chris Jones	2018
114.5	Neil Smith	1992
113.0	Derrick Thomas	1992
111.0	Jared Allen	2007

### Most Sack Yards, Game

36.0	Derrick Thomas vs. San Diego	Nov. 8, 1992
36.0	Derrick Thomas vs. Oakland	Sept. 6, 1998
35.0	Neil Smith vs. Los Angeles	Oct. 3, 1993
34.0	Vonnie Holliday vs. San Diego	Sept. 7, 2003
33.0	Darren Mickell vs. Denver	Dec. 17, 1995

### Most Tackles, Career

1,262	Derrick Johnson	2005-17
999	Gary Spani	1978-86
992	Art Still	1978-87
927	Deron Cherry	1981-91
876	Donnie Edwards	1996-01, 2007-08
827	Kevin Ross	1984-93, '97

### Most Tackles, Season

180	Nick Bolton	2022
179	Derrick Johnson	2011
162	Mike Maslowski	2002
157	Gary Spani	1979
153	Gary Spani	1981

### Most Tackles, Rookie, Season

144	Gary Spani	1978
140	Dino Hackett	1986
126	Eric Berry	2010
120	Art Still	1978
112	Nick Bolton	2021
101	Greg Wesley	2000

### Most Tackles, Consecutive Seasons

326	Derrick Johnson (147, 179)	2010-11
306	Gary Spani (157, 149)	1979-80
304	Derrick Johnson (179, 125)	2011-12
302	Gary Spani (149, 153)	1980-81
301	Gary Spani (144, 157)	1978-79

## SPECIAL TEAM TACKLES

### Most Special Teams Tackles, Career

148	Gary Stills	1999-05
147	Greg Manusky	1994-99
97	Danan Hughes	1993-98
96	Tony Richardson	1995-05
94	Louis Cooper	1985-90

### Most Special Teams Tackles, Season

34	Gary Stills	2002
29	Gary Stills	2003
29	Rich Scanlon	2005
28	Ken Jolly	1984
27	Albert Lewis	1983
27	Todd McNair	1990
27	Bennie Thompson	1992
27	Greg Manusky	1999

### Most Special Teams Tackles, Consecutive Seasons

63	Gary Stills	2002-03
54	Gary Stills	2003-04
52	Gary Stills	2001-02
51	Greg Manusky	1996-97
50	Greg Manusky	1998-99
50	Gary Stills	2004-05

## BLOCKED KICKS

### Most Opponents Punts Blocked, Career

10	Albert Lewis	1983-93
3	Bernard Pollard	2006-08
2	Ed Beckman	1977-84
2	Gary Green	1977-83
2	Sherrill Headrick	1960-67
1	D.J. Alexander	2015

### Most Opponents Punts Blocked, Season

4	Albert Lewis	1990
3	Albert Lewis	1986
2	Sherrill Headrick	1963
2	Bernard Pollard	2006

### Most Opponents Punts Blocked, Game

2	Sherrill Headrick vs. Denver	Dec. 8, 1963
---	------------------------------	--------------

### Longest Return of Blocked Field Goal

78 (TD)	Lloyd Burruss at Pittsburgh	Dec. 21, 1986
65 (TD)	Kevin Ross at Cincinnati	Dec. 6, 1987

## TACKLES

# REGULAR TEAM

## GAMES WON

### Most Consecutive Games Won

11	2015-16, 2023-24
10	2019-20, 2020
9	2003, 2013, 2017-18
8	2021
7	1968-69, 1969, 1995, 1997-98, 2016-17
6	1968, 1995-96, 1997, 2023
5	1961-62, 1966-67, 1971, 1984-85, 1994-95, 2014, 2016, 2018-19, 2022 (2)

### Most Consecutive Games Won, Single Season

10	2015, 2020
9	2003, 2013, 2024
8	2021
7	1969, 1995
6	1968, 1997, 2019, 2023
5	1968, 1971, 2014, 2016, 2017, 2018, 2022 (2)

### Most Consecutive Games Won, Start of Season

9	2003, 2013, 2024
5	2017, 2018
4	1996, 2019, 2020
3	1962, 1966, 1994, 1995, 2010

### Most Consecutive Games Won, End of Season

10	2015
6	1997, 2019
5	1968, 2022
4	2017
3	1960, 1963, 1966, 1967, 1971, 1972, 1984, 1986

### Most Consecutive Home Games Won

13	2002-03
11	1994-96, 1997-98
10	1968-69, 2015-16
9	1970-71, 2017-18

### Most Consecutive Road Games Won

11	2019-20
9	1966-67, 2016-17
6	1967-68, 2022-23
5	1968-69, 1971-72, 2023-24

## GAMES LOST

### Most Consecutive Games Lost

12	2007-08
9	1987, 2008-09
8	1975-76, 2012
7	1985, 2008

### Most Consecutive Games Lost, Start of Season

5	1977, 2009
4	1976, 1980
3	1975, 2004, 2008, 2011

### Most Consecutive Games Lost, End of Season

9	2007
6	1977
4	1975, 2008, 2012

### Most Consecutive Home Games Lost

10	2008-09
8	1974-75
7	1975-76, 2011-12
6	1977-78, 2007-08

### Most Consecutive Road Games Lost

9	2007-08
8	1978-79, 1985-86
6	1985-86, 1988, 2012

## SCORING

### POINTS

### Most Points, Season (All 400+)

565	2018
496	2022
484	2003
483	2004
480	2021
473	2020
467	2002

451	2019
448	1966
430	2013
415	2017
408	1967
405	2015
403	2005

### Highest Scoring Average, Season

35.3	2018 (565 in 16 games)
32.0	1966 (448 in 14 games)
30.3	2003 (484 in 16 games)
30.2	2004 (483 in 16 games)
29.6	2020 (473 in 16 games)

### Most Points, Consecutive Seasons

1,016	2018-19 (565, 451)
980	2017-18 (415, 565)
976	2021-22 (480, 496)
967	2003-04 (484, 483)
953	2020-21 (473, 480)

### Fewest Points, Season

176	1982 (9 games)
211	2012
212	2011
225	1977
226	2007

### Lowest Scoring Average, Season

13.2	2012 (211 in 16 games)
13.3	2011 (212 in 16 games)
14.1	2007 (226 in 16 games)
14.9	1979 (238 in 16 games)
15.2	1978 (243 in 16 games)

### Largest Scoring Differential, Season

201	1968 (371 - 170)
182	1969 (359 - 177)
176	1966 (448 - 276)
156	1962 (389 - 233)
154	1967 (408 - 254)

### Most 40-Point Games, Season

5	2003, 2018
4	1966, 2002, 2004
3	1961, 1962, 1963, 1964, 1967, 2021, 2022
2	1965, 1968, 1983, 2000, 2010, 2013, 2017, 2019

### Most 30-Point Games, Season

12	2018
9	2020, 2021
8	1966, 2002, 2004, 2022
7	1999, 2003, 2019
6	1960, 1967, 2010
5	1962, 1965, 1968, 1983, 1994, 2005, 2006, 2015, 2016, 2017

### Most Points Scored, Game (All 50+)

59	at Denver	Sept. 7, 1963
56	at Denver	Oct. 23, 1966
56	vs. Atlanta	Oct. 24, 2004
56	at Oakland	Dec. 15, 2013
54	vs. St. Louis	Oct. 22, 2000
52	at N.Y. Titans	Nov. 11, 1962
52	vs. Denver	Dec. 8, 1963
52	vs. Houston	Nov. 28, 1965
52	vs. Denver	Oct. 29, 1967
51	at L.A. Rams	Nov. 19, 2018

### Largest Margin of Victory, Game

52	Kansas City (59) at Denver (7)	Sept. 7, 1963
49	Kansas City (49) vs. Arizona (0)	Dec. 1, 2002
48	Kansas City (48) vs. N.Y. Jets (0)	Dec. 22, 1963
46	Kansas City (56) vs. Denver (10)	Oct. 23, 1966
46	Kansas City (56) vs. Atlanta (10)	Oct. 24, 2004

### Most Points, Both Teams, Game

105	Kansas City (51) at LAR (54)	Nov. 19, 2018
99	Kansas City (48) at Seattle (51)	Nov. 27, 1983 (OT)
88	Kansas City (49) vs. Denver (39)	Nov. 1, 1964
88	Kansas City (54) vs. St. Louis (34)	Oct. 22, 2000
87	Kansas City (49) at Tennessee (38)	Dec. 13, 2004
87	Kansas City (56) at Oakland (31)	Dec. 15, 2013

### Fewest Points, Both Teams, Game

3	Kansas City (0) at Tampa Bay (3)	Dec. 16, 1979
9	Kansas City (3) vs. Cleveland (6)	Sept. 4, 1988
10	Kansas City (7) at Denver (3)	Jan. 1, 2012
12	Kansas City (6) vs. St. Louis (6)	Nov. 22, 1970
12	Kansas City (3) at Miami (9)	Oct. 20, 1974

### Most Points Shutout Victory, Game

# REGULAR TEAM

49	vs. Arizona	Dec. 1, 2002
48	vs. N.Y. Jets	Dec. 22, 1963
41	vs. Miami	Oct. 8, 1967
41	vs. San Francisco	Oct. 1, 2006
34	vs. Boston	Dec. 11, 1960
34	vs. Houston	Nov. 26, 1989
34	vs. Cleveland	Sept. 30, 1990
34	vs. San Diego	Oct. 31, 1999

## Fewest Points, Shutout Victory, Game

14	vs. Baltimore	Sept. 2, 1979
16	vs. Denver	Dec. 6, 1970
17	vs. L.A. Chargers	Sept. 25, 1960
19	at San Diego	Nov. 4, 1973
23	vs. San Diego	Nov. 26, 1978

## Largest Fourth-Quarter Comebacks

	Opponent	Deficit	Final	Date
17	at Green Bay	14-31	40-34 (OT)	Oct. 12, 2003
17	vs. San Diego	10-27	33-27 (OT)	Sept. 11, 2016
14	at N.Y. Jets	3-17	17-17 (OT)	Oct. 2, 1988
14	vs. N.Y. Giants	3-17	20-17 (OT)	Sept. 10, 1995
14	at Oakland	20-34	37-34	Nov. 28, 1999
14	at Carolina	3-17	20-17	Nov. 13, 2016

## Largest Second-Half Comebacks

	Opponent	Deficit	Final	Date
21	vs. San Diego	3-24	33-27 (OT)	Sept. 11, 2016
18	at New Orleans	6-24	27-24	Sept. 23, 2012
17	at Buffalo	10-27	27-27	Sept. 22, 1963
17	at Oakland	0-17	28-17	Oct. 25, 1981
17	at Green Bay	14-31	40-34 (OT)	Oct. 12, 2003
16	at San Diego	0-16	24-23	Nov. 2, 1986
14	at N.Y. Jets	3-17	17-17 (OT)	Oct. 2, 1988
14	vs. San Diego	0-14	20-17 (OT)	Dec. 8, 1991
14	vs. N.Y. Giants	3-17	20-17 (OT)	Sept. 10, 1995
14	at Oakland	13-27	28-27	Sept. 8, 1997
14	at Oakland	20-34	37-34	Nov. 28, 1999
14	at Carolina	3-17	20-17	Nov. 13, 2016

## Most Consecutive Games Scoring

181	2012-present
179	1963-76
139	1994-2002
91	1987-93
84	2003-08

## Most Points, Two Consecutive Games

104	Oct. 23, 1966 - Oct. 30, 1966 (56, 48)
101	Oct. 24, 2004 - Oct. 31, 2004 (56, 45)
101	Dec. 8, 2013 - Dec. 15, 2013 (45, 56)
98	Dec. 1, 2002 - Dec. 8, 2002 (49, 49)
94	Oct. 29, 1967 - Nov. 5, 1967 (52, 42)
94	Dec. 13, 2004 - Dec. 19, 2004 (49, 45)

## Most First-Half Points, Game

42	vs. Denver	Oct. 29, 1967
38	at Miami	Sept. 28, 1968
38	at Washington	Dec. 8, 2013
35	vs. Arizona	Dec. 1, 2002
35	vs. St. Louis	Dec. 8, 2002
35	vs. Atlanta	Oct. 24, 2004
35	at Oakland	Dec. 15, 2013
35	vs. San Francisco	Sept. 23, 2018
35	vs. Las Vegas	Dec. 12, 2021

## Most First-Quarter Points, Season

158	1966
147	2018
130	2021
124	2013
113	2004

## Most First-Quarter Points, Game

24	at Miami	Sept. 28, 1968
21	13 times, last at Pittsburgh	Sept. 16, 2018

## Most Second-Quarter Points, Season

177	2019
172	2022
165	2023
153	2003
150	2018

## Most Second-Quarter Points, Game

28	vs. Denver	Oct. 29, 1967
28	vs. Pittsburgh	Oct. 18, 1971
28	vs. Denver	Dec. 7, 1980
28	vs. San Diego	Dec. 22, 1985
28	at Washington	Sept. 30, 2001
28	at Oakland	Sept. 15, 2019

## Most Second-Half Points, Game

35	at Denver	Oct. 23, 1966
35	at Denver	Dec. 1, 1972
35	at Tennessee	Dec. 13, 2004
34	at Denver	Jan. 3, 2010
31	at Denver	Sept. 7, 1963
31	at New England	Oct. 14, 2018

## Most Third-Quarter Points, Season

134	2018
110	2022
109	1963
106	1964
105	1998

## Most Third-Quarter Points, Game

22	vs. Oakland	Nov. 26, 1961
22	vs. New York Jets	Nov. 5, 1967
22	vs. Buffalo	Oct. 18, 1969
21	at Buffalo	Nov. 6, 1960
21	at Denver	Sept. 7, 1963
21	at Denver	Oct. 1, 1972
21	vs. Oakland	Oct. 3, 1977
21	vs. Oakland	Dec. 14, 2014

## Most Fourth-Quarter Points, Season

168	2002
140	2004
136	2020
131	2003, 2018
129	1962, 2021
127	1960

## Most Fourth-Quarter Points, Game

23	at Buffalo	Nov. 2, 1969
23	at Cleveland	Sept. 8, 2002
22	at N.Y. Titans	Nov. 24, 1960
21	at Baltimore	Oct. 21, 1999
21	at New England	Sept. 7, 2017

## TOUCHDOWNS

### Most Touchdowns, Season

71	2018
63	2003
62	2004
61	2022
57	2002, 2020, 2021

### Most Touchdowns, Consecutive Seasons

125	2003-04 (63, 62)
121	2018-19 (71, 50)
120	2002-03 (57, 63)
118	2021-22 (57, 61)
114	2020-21 (57, 57)

### Fewest Touchdowns, Season

17	1982 (9 games)
18	2012
20	2011
23	1973
24	1988, 2007

### Most Touchdowns, Game

8	at Denver	Sept. 7, 1963
8	at Denver	Oct. 23, 1966
8	vs. Atlanta	Oct. 24, 2004
8	at Oakland	Dec. 15, 2013
7	13 times; Last at L.A. Rams	Nov. 19, 2018

### Most Touchdowns, Both Teams, Game

14	Kansas City (7) at Los Angeles Rams (7)	Nov. 19, 2018
13	Kansas City (7) at Seattle (6)	Nov. 27, 1983 (OT)
13	Kansas City (8) at Oakland (5)	Dec. 15, 2013
12	Kansas City (7) vs. Denver (5)	Nov. 1, 1964
12	Kansas City (7) vs. St. Louis (5)	Oct. 22, 2000
12	Kansas City (7) at Tennessee (5)	Dec. 13, 2004

### Most Consecutive Games Scoring Touchdowns

96	1963-70
64	1997-01
60	2017-21
52	1960-63
35	1994-96

### Most Offensive Touchdowns, Season

66	2018
59	2022
58	2004
56	2003
53	2002, 2020, 2021

### Fewest Offensive Touchdowns, Season

# REGULAR TEAM

13 1982 (9 games)  
17 2012  
18 2011  
21 1973, 1974

## Most Return Touchdowns, Season

11 1992, 1999, 2013  
8 2016  
7 1995, 1997, 2003

## Most Defensive Touchdowns, Season

9 1999  
8 1992  
6 2013, 2015  
5 1972, 1974, 1977  
4 1960, 1967, 1981, 1986, 1995, 1997, 2016, 2018, 2021

## Fewest Defensive Touchdowns, Season

0 1962, 1976, 1978, 1988, 2006, 2012  
1 1961, 1975, 1976, 1989, 1998, 2001, 2002, 2007

## Most Defensive Touchdowns, Game

3 vs. Denver Dec. 27, 1992  
2 15 times, last at Baltimore Dec. 20, 2015

## Most Interception Return TDs, Season

6 1992  
5 1972, 1974, 1999, 2013  
4 1960, 1986, 1997, 2015, 2016

## Most Fumble Return TDs, Season

4 1999  
3 1997, 1980, 1981, 2017

## Most Special Teams Touchdowns, Season

5 1986, 1987, 2013  
4 1995, 2003, 2016  
3 1969, 1992, 2002, 2009

## Most Special Teams Touchdowns, Game

3 at Pittsburgh Dec. 21, 1986  
2 vs. Cleveland Sept. 30, 1990  
2 vs. St. Louis Dec. 8, 2002  
2 at Washington Dec. 8, 2013

## POINTS AFTER TOUCHDOWN

### Most Points After Touchdown, Season

65 2018  
58 2003, 2004  
54 2002  
52 2013  
50 2021, 2022

### Fewest Points After Touchdown, Season

17 1982 (9 games), 2012  
20 2011  
21 1973, 2007  
23 1988

### Most Points After Touchdown, Game

8 at Denver Sept. 8, 1963  
8 at Denver Oct. 23, 1966  
8 vs. Atlanta Oct. 24, 2004  
8 at Oakland Dec. 15, 2013  
7 9 time; Last at Tennessee Dec. 13, 2004

### Most Two-Point Attempts, Season

6 2001  
5 1997, 2022  
4 1961, 1994, 2008, 2015  
3 1964, 1965, 1966, 1967, 1995, 2002, 2003, 2007, 2020, 2021

### Most Two-Point Conversions, Season

3 1961, 1965, 1994, 2001, 2020, 2022  
2 1966, 1967, 1997, 2015, 2016, 2021  
1 12 times, Last; 2019

### Most Two-Point Attempts, Game

2 vs. Buffalo Oct. 18, 1964  
2 at Houston Oct. 24, 1965  
2 vs. Denver Dec. 4, 1994  
2 at Oakland Sept. 8, 1997  
2 at St. Louis Oct. 26, 1997  
2 vs. New Orleans Dec. 21, 1997  
2 at San Diego Nov. 9, 2008  
2 at Denver Nov. 14, 2010  
2 at Greeb Bay Sept. 28, 2015  
2 at Oakland Dec. 6, 2015  
2 vs. Denver Dec. 15, 2019

### Most Two-Point Conversions, Game

2 at Houston Oct. 24, 1965  
2 at St. Louis Oct. 26, 1997

## FIELD GOALS

### Most Field Goals Attempted, Season

45 1971, 2017  
42 1970  
40 1968  
38 1973, 1976, 2019

### Fewest Field Goals Attempted, Season

17 1964  
18 1977  
20 2003  
22 2008  
23 1979, 2004

### Most Field Goals Attempted, Game

7 vs. Buffalo Dec. 19, 1971  
7 vs. Cincinnati Oct. 4, 2015  
6 13 times; Last vs Cincinnati Dec. 31, 2023

### Most Field Goals Attempted, Both Teams, Game

10 Kansas City (7) vs. Buffalo (3) Dec. 19, 1971  
10 Kansas City (5) at San Diego (5) Oct. 29, 1972  
10 Kansas City (5) at San Diego (5) Sept. 29, 1996  
10 Kansas City (6) vs. Denver (4) Dec. 16, 2001  
10 Kansas City (5) vs. Denver (5) Sept. 28, 2008

### Most Field Goals Made, Season

41 2017  
34 1990, 2019  
33 2023  
31 2016  
30 1968, 1970, 2015

### Fewest Field Goals Made, Season

7 1961  
8 1963, 1964, 1977  
12 1979

### Most Field Goals Made, Game

7 at Cincinnati Oct. 4, 2015  
6 at New Orleans Sept. 23, 2012  
6 vs. Cincinnati Dec. 31, 2023  
5 at Buffalo Nov. 2, 1969  
5 vs. Buffalo Dec. 7, 1969  
5 vs. Buffalo Dec. 19, 1971  
5 vs. L.A. Raiders Sept. 12, 1985  
5 vs. Cincinnati Nov. 13, 1988  
5 at Chicago Dec. 29, 1990  
5 vs. Denver Sept. 20, 1993  
5 vs. Minnesota Oct. 2, 2011  
5 at Denver Nov. 15, 2015  
5 at Houston Oct. 8, 2017  
5 vs. Denver Oct. 30, 2017  
5 vs. Miami Dec. 24, 2017  
5 vs. Denver Dec. 6, 2020

### Most Field Goals Made, Both Teams, Game

9 Kansas City (4) at San Diego (5) Sept. 29, 1996  
9 Kansas City (4) at New England (5) Oct. 14, 2018  
8 Kansas City (5) vs. Buffalo (3) Dec. 19, 1971  
8 Kansas City (4) vs. Denver (4) Sept. 28, 2008  
8 Kansas City (4) vs. Houston (4) Sept. 18, 2016

### Most Consecutive Games Scoring Field Goals

19 2021-22  
18 2001-02  
16 2017-18, 2019-20  
15 2005

## SAFETIES

### Most Safeties, Season

3 1988, 1997  
2 1994

### Most Safeties, Game

1 27 times; Last at San Francisco Oct. 23, 2022

## FIRST DOWNS

### Most First Downs, Season

419 2021  
408 2022  
398 2004  
397 2020

# REGULAR TEAM

384 2018

## Fewest First Downs, Season

163 1982 (9 games)  
183 1970  
208 1973  
219 1977  
223 1968

## Most First Downs, Game (All 30+)

36 vs. Atlanta Oct. 24, 2004  
36 at Las Vegas Nov. 22, 2020  
34 at New Orleans Dec. 20, 2020  
33 vs. Indianapolis Oct. 31, 2004  
33 vs. Cincinnati Oct. 21, 2018  
33 vs. L.A. Chargers Sept. 26, 2021  
33 at Arizona Sept. 11, 2022  
33 at Houston Dec. 18, 2022  
32 at Houston Oct. 24, 1965  
32 at Seattle Nov. 24, 2002  
32 vs. Oakland Dec. 25, 2004  
31 at Oakland Nov. 5, 2000  
31 vs. San Francisco Sept. 23, 2018  
31 at Philadelphia Oct. 3, 2021  
31 vs. Chicago Sept. 24, 2023  
30 vs. Cleveland Nov. 9, 2003  
30 at L.A. Raiders Dec. 22, 1991  
30 vs. Seattle Oct. 29, 2006  
30 at Denver Nov. 14, 2010  
30 vs. Baltimore Dec. 9, 2018

## Fewest First Downs, Game

4 at Tampa Bay Dec. 16, 1979  
5 at San Diego Dec. 12, 2010  
7 at Boston Oct. 23, 1964  
7 at Oakland Dec. 12, 1970  
7 at Denver Dec. 9, 2007  
7 at Oakland Dec. 16, 2012  
8 12 times; Last at Denver Dec. 30, 2012

## Most First Downs, Both Teams, Game

64 Kansas City (32) at Seattle (32) Nov. 24, 2002  
62 Kansas City (31) at Oakland (31) Nov. 5, 2000  
61 Kansas City (36) at Las Vegas (25) Nov. 22, 2020  
61 Kansas City (31) at Philadelphia (30) Oct. 3, 2021  
59 Kansas City (26) at Seattle (33) Nov. 27, 1983 (OT)

## Fewest First Downs, Both Teams, Games

15 Kansas City (7) vs. Denver (8) Dec. 6, 1970  
18 Kansas City (7) at Boston (11) Oct. 23, 1964

## RUSHING FIRST DOWNS

### Most Rushing First Downs, Season

160 1978, 1981  
140 2002  
138 2004, 2005  
130 1980  
129 1969, 1997, 2010

### Fewest Rushing First Downs, Season

66 2007  
71 1982 (9 games)  
79 1985  
83 1970, 1983, 1986  
84 2000

### Most Rushing First Downs, Game

21 vs. Atlanta Oct. 24, 2004  
20 vs. Houston Oct. 1, 1961  
18 vs. Oakland Oct. 20, 1968  
18 vs. Seattle Nov. 22, 1981  
18 at Detroit Nov. 28, 1996

### Fewest Rushing First Downs, Game

\*0 at Cincinnati Nov. 24, 1974  
0 vs. Pittsburgh Nov. 10, 1985  
0 at L.A. Raiders Dec. 6, 1992  
0 at Denver Oct. 27, 1996  
0 at Arizona Oct. 8, 2006  
0 vs. Jacksonville Oct. 7, 2007  
0 at Oakland Dec. 16, 2012  
1 12 times; Last vs. Pittsburgh Oct. 15, 2017

\*NFL RECORD

## PASSING FIRST DOWNS

### Most Passing First Downs, Season

272 2022  
267 2021  
255 2020  
239 2018  
228 2004

### Fewest Passing First Downs, Season

79 1982 (9 games)  
86 1970  
89 1968  
91 1979  
93 1973

### Most Passing First Downs, Game (All 20+)

26 vs. Oakland Dec. 25, 2004  
24 at Denver Nov. 14, 2010  
23 at Oakland Nov. 5, 2000  
23 at Las Vegas Nov. 14, 2021  
23 vs. Tennessee Nov. 6, 2022  
22 at Las Vegas Nov. 22, 2020  
22 at Baltimore Sept. 28, 2020  
22 at Arizona Sept. 11, 2022  
21 at Dallas Nov. 20, 1983  
21 at Denver Oct. 17, 1994  
21 at Denver Dec. 7, 2003  
21 at Houston Oct. 8, 2017  
21 at Los Angeles Rams Nov. 19, 2018  
21 at Washington Oct. 17, 2021  
21 vs. Los Angeles Chargers Oct. 22, 2023  
20 vs. Indianapolis Oct. 31, 2004  
20 at Tennessee Nov. 10, 2019  
20 at Los Angeles Chargers Dec. 16, 2021  
20 vs. Los Angeles Rams Nov. 27, 2022  
20 at Houston Dec. 18, 2022

### Fewest Passing First Downs, Game

1 vs. Oakland Oct. 20, 1968  
1 vs. Houston Sept. 10, 1978  
1 at Tampa Bay Dec. 16, 1979  
2 5 times; Last at Denver Dec. 30, 2012

## FIRST DOWNS BY PENALTY

### Most Penalty First Downs, Season

46 2019  
37 2018  
34 2013  
33 1996, 1998, 2014, 2021  
32 2004, 2015, 2020

### Fewest Penalty First Downs, Season

4 1969  
9 1973  
10 1965, 1999  
11 1968, 1972

### Most Penalty First Downs, Game

8 vs. L.A. Raiders Oct. 3, 1993  
7 vs. L.A. Raiders Sept. 17, 1989  
7 vs. Seattle Oct. 17, 1996  
7 vs. San Francisco Sept. 23, 2018  
6 at Tennessee Dec. 13, 2004  
6 at Oakland Nov. 7, 2010

### Fewest Penalty First Downs, Game

0 Many times; Last, at Los Angeles Chargers Jan. 7, 2024

## NET YARDS PASSING AND RUSHING

### Most Net Yards, Season

7,032 2022  
6,810 2018  
6,746 2021  
6,695 2004  
6,653 2020

### Most Net Yards, Consecutive Seasons

13,778 2021-22 (6,746, 7,032)  
13,399 2020-21 (6,653, 6,746)  
13,004 2022-23 (7,032, 5,972)  
12,887 2004-05 (6,695, 6,192)  
12,877 2018-19 (6,810, 6,067)  
12,817 2017-18 (6,007, 6,810)

### Fewest Net Yards, Season

2,498 1982 (9 games)  
3,536 1973  
3,577 1970  
3,828 1974  
3,936 1977

### Most Net Yards, Game (All 500+)

614 at Denver Oct. 23, 1966

# REGULAR TEAM

590	vs. Indianapolis	Oct. 31, 2004
566	vs. Detroit	Oct. 14, 1990
552	at Seattle	Nov. 24, 2002
551	vs. Buffalo	Sept. 30, 1962
551	vs. Cincinnati	Oct. 21, 2018
546	at Washington	Sept. 30, 2001
546	at L.A. Rams	Nov. 19, 2018
543	at Tampa Bay	Nov. 29, 2020
542	at Houston	Oct. 24, 1965
540	vs. Atlanta	Oct. 24, 2004
537	at San Diego	Dec. 11, 1983
537	vs. Cincinnati	Jan. 1, 2006
537	at New England	Sept. 7, 2017
530	at Tennessee	Nov. 10, 2019
529	at San Francisco	Oct. 23, 2022
528	vs. Houston	Oct. 1, 1961
524	at Denver	Jan. 3, 2010
521	vs. Detroit	Dec. 14, 2003
520	vs. Denver	Nov. 1, 1964
517	at Baltimore	Sept. 28, 2020
516	at Las Vegas	Nov. 14, 2021
513	at Oakland	Nov. 5, 2000
512	vs. Seattle	Dec. 27, 1987
511	vs. Houston	Nov. 28, 1965
510	at New Orleans	Sept. 23, 2012
508	vs. Cincinnati	Sept. 28, 1969
507	vs. Indianapolis	Dec. 23, 2012
506	vs. San Diego	Oct. 14, 1984
504	at New Orleans	Sept. 8, 1985
504	at N.Y. Jets	Oct. 6, 2002
503	at Seattle	Nov. 28, 2010
503	vs. Baltimore	Sept. 22, 2019
502	at Buffalo	Oct. 3, 1976
502	at Houston	Dec. 18, 2022
500	at Oakland	Dec. 5, 2004

#### Fewest Net Yards, Game

61	vs. Oakland	Nov. 8, 1963
67	at San Diego	Dec. 12, 2010
80	at Tampa Bay	Dec. 16, 1979
105	at Buffalo	Oct. 29, 1973
106	at Oakland	Dec. 8, 1973

#### Most Net Yards, Both Teams, Game

1,095	KC (590) vs. Indianapolis (505)	Oct. 31, 2004
1,086	KC (552) at Seattle (534)	Nov. 24, 2002
1,036	KC (524) at Denver (512)	Jan. 3, 2010
1,013	KC (537) at San Diego (476)	Dec. 11, 1983
1,001	KC (546) at L.A. Rams (455)	Nov. 19, 2018

#### Fewest Net Yards, Both Teams, Game

335	KC (190) at N.Y. Jets (145)	Nov. 7, 1971
343	KC (188) at San Diego (155)	Sept. 6, 1992
345	KC (244) vs. Houston (101)	Oct. 12, 1969
347	KC (61) vs. Oakland (286)	Nov. 8, 1963
349	KC (80) at Tampa Bay (269)	Dec. 16, 1979

#### Most Games, 400 or More Net Yards, Season

11	2018
10	2020
9	2004, 2022
7	2005, 2010, 2017, 2021
6	1994, 2000, 2002, 2019

#### Most Consecutive Games, 400 or More Net Yards

6	2018-19
5	2004, 2020, 2022
4	1976, 2005, 2018, 2019
3	1974, 2000 (2), 2004, 2010, 2018, 2021

#### Most Games, 300 or More Net Yards, Season

*16	2022
15	2004, 2018, 2021
14	2005, 2019, 2020, 2023
13	2002, 2017
12	1989, 1995, 1999, 2003, 2010, 2013, 2015

\*NFL Record

#### Most Consecutive Games, 300 or More Net Yards

19	2021-22
18	2017-18
16	2004-05
13	2001-02
11	2005
10	1966-67, 1989, 2003, 2016-17, 2019-20

#### Most Plays, Season

1,134	2021
1,098	1994
1,094	2022
1,089	2004
1,080	2023

#### Fewest Plays, Season

573	1982 (9 games)
775	1970
831	1968
842	1962
846	1966

#### Most Plays, Game

92	at New Orleans	Sept. 23, 2012
92	at New Orleans	Dec. 20, 2020
91	vs. Tennessee	Nov. 6, 2022
90	at Cincinnati	Sept. 3, 1978
86	vs. N.Y. Giants	Nov. 3, 1974
86	vs. Seattle	Sept. 28, 1997
85	at Jacksonville	Nov. 9, 1997
84	vs. Denver	Oct. 24, 1976
84	at San Diego	Nov. 12, 1978

#### Fewest Plays, Game

38	at Oakland	Dec. 12, 1970
38	at Tampa Bay	Dec. 16, 1979
41	at San Diego	Oct. 7, 1962
41	at San Diego	Dec. 12, 2010
42	at Oakland	Dec. 8, 1973
44	at New England	Oct. 11, 1998
44	at Baltimore	Sept. 13, 2009
44	vs. Denver	Nov. 30, 2014

## RUSHING

### ATTEMPTS

#### Most Rushing Attempts, Season

663	1978
610	1981
569	1979
559	1989
556	2010

#### Most Rushing Attempts, Consecutive Seasons

1,232	1978-79 (663, 569)
1,162	1980-81 (552, 610)
1,121	1979-80 (569, 552)
1,089	1977-78 (456, 663)
1,063	1989-90 (559, 504)

#### Fewest Rushing Attempts, Season

269	1982 (9 games)
375	2019
379	2008
383	2000, 2007
387	1983, 2018

#### Most Rushing Attempts, Game

69	at Cincinnati	Sept. 3, 1978
60	vs. Oakland	Oct. 20, 1968
57	vs. Seattle	Nov. 5, 1989
56	vs. Houston	Oct. 1, 1961
55	vs. Oakland	Sept. 23, 1979

#### Fewest Rushing Attempts, Game

9	at Oakland	Nov. 5, 2000
10	vs. Jacksonville	Oct. 7, 2007
10	at Oakland	Dec. 16, 2012
11	at New England	Oct. 11, 1998
11	at New York Jets	Dec. 3, 2017
11	vs. Houston	Oct. 13, 2019
11	vs. Carolina	Nov. 8, 2020

#### Most Rushing Attempts, Both Teams, Game

103	KC (53) at San Diego (50)	Nov. 12, 1978 (OT)
100	KC (41) vs. Denver (59)	Sept. 24, 1978
100	KC (39) vs. Chicago (61)	Nov. 8, 1981
94	KC (45) at Chicago (49)	Nov. 13, 1977
89	KC (40) vs. Detroit (49)	Nov. 23, 1975

#### Fewest Rushing Attempts, Both Teams, Game

33	KC (20) at Tampa Bay (13)	Nov. 29, 2020
35	KC (11) vs. Carolina (24)	Nov. 8, 2020
36	KC (19) vs. Philadelphia (17)	Sept. 17, 2017
36	KC (20) at New England (16)	Dec. 17, 2023
38	KC (21) vs. Houston (17)	Dec. 16, 1990
38	KC (25) at Pittsburgh (13)	Sept. 16, 2018

#### Most Games, 40 or More Rushing Attempts, Season

9	1978
8	1973, 1981
7	1968
6	1962, 1969, 1989

#### Most Games, 30 or More Rushing Attempts, Season

14	1978
----	------

# REGULAR TEAM

13 1971, 1981  
11 1969, 1975, 1976, 1980, 1989, 1990, 2005, 2006

## Most Consecutive Games, 40 or More Rushing Attempts

4 1968, 1978  
3 1962, 1973 (2), 1996

## Most Consecutive Games, 30 or More Rushing Attempts

15 1980-81  
10 1971  
8 1975, 1977-78  
7 1972, 1978, 1978-79

## YARDS

### Most Rushing Yards, Season

2,986 1978  
2,633 1981  
2,627 2010  
2,407 1962  
2,395 2012

### Most Rushing Yards, Home, Season

1,488 1981  
1,468 1962  
1,463 2010  
1,436 1978  
1,390 1961

### Most Rushing Yards Per Game, Season

186.6 1978 (2,986 in 16 games)  
171.9 1962 (2,407 in 14 games)  
164.6 1981 (2,633 in 16 games)  
164.2 2010 (2,627 in 16 games)  
162.4 1966 (2,274 in 14 games)

### Most Rushing Yards Per Game, Home, Season

209.7 1962 (1,468 in 7 games)  
198.6 1961 (1,390 in 7 games)  
186.0 1981 (1,488 in 8 games)  
182.9 2010 (1,463 in 8 games)  
179.5 1978 (1,436 in 8 games)

### Most Rushing Yards, Consecutive Seasons

5,302 1978-79 (2,986, 2,316)  
4,829 1977-78 (1,843, 2,986)  
4,671 2004-05 (2,289, 2,382)  
4,590 1961-62 (2,183, 2,407)  
4,556 2009-10 (1,929, 2,627)

### Fewest Rushing Yards, Season

943 1982 (9 games)  
1,248 2007  
1,254 1983  
1,351 2017  
1,465 2000  
1,468 1986

### Fewest Rushing Yards Per Game, Season

78.0 2007 (1,248 in 16 games)  
78.4 1983 (1,254 in 16 games)  
91.6 2000 (1,465 in 16 games)  
91.8 1986 (1,468 in 16 games)  
92.9 1985 (1,486 in 16 games)

### Most Rushing Yards, Game (All 300+)

398 vs. Houston Oct. 1, 1961  
380 at Denver Oct. 23, 1966  
352 vs. Indianapolis Dec. 23, 2012  
320 vs. Buffalo Sept. 30, 1962  
317 at Denver Jan. 3, 2010  
313 vs. Cincinnati Oct. 26, 1969  
310 vs. Detroit Oct. 14, 1990  
302 at Houston Oct. 24, 1965

### Fewest Rushing Yards, Game

0 vs. Denver Dec. 19, 1965  
10 vs. Jacksonville Oct. 7, 2007  
10 at Oakland Dec. 16, 2012  
14 at New England Oct. 11, 1998  
16 at Denver Dec. 9, 2007

### Most Games, 200 or More Rushing Yards

8 1978  
6 2010  
5 1962  
4 1960 1968, 1979, 1981, 2002  
3 1961, 1966, 1967, 1991, 2001, 2004, 2012

### Most Rushing Yards, Both Teams, Game

519 Kansas City (168) vs. Cleveland (351) Dec. 20, 2009  
502 Texans (398) vs. Houston (104) Oct. 1, 1961

479 Kansas City (251) vs. Detroit (228) Nov. 23, 1975  
464 Kansas City (165) vs. New Orleans (299) Sept. 26, 1976  
459 Kansas City (137) at Cleveland (322) Oct. 30, 1977

### Fewest Rushing Yards, Both Teams, Game

75 Kansas City (20) at Houston (55) Sept. 29, 1974  
95 Kansas City (43) at New England (52) Dec. 17, 2023  
103 Kansas City (46) at Houston (57) Sept. 12, 1993  
105 Kansas City (27) vs. Boston (78) Nov. 17, 1968  
105 Kansas City (79) at Houston (26) Sept. 26, 1971

### Most 10+ Yard Rushes, Season (Since 1990)

73 2002  
72 2010  
67 2005  
64 2001, 2012

### Most 10+ Yard Rushes, Game (Since 1990)

11 at Oakland (10 Holmes, 1 Cloud) Dec. 9, 2001  
10 at Seattle (9 Holmes, 1 Morton) Nov. 24, 2002  
10 vs. Buffalo (7 Charles, 3 Jones) Oct. 31, 2010  
9 vs. Detroit (5 Word, 3 Okoye, 1 McNair) Oct. 14, 1990  
9 vs. Denver (5 Richardson, 2 Grbac, 1 Alexander, 1 Moreau) Dec. 17, 2000  
9 vs. Atlanta (6 Holmes, 2 Blaylock, 1 Hall) Oct. 24, 2004  
9 vs. Indianapolis (6 Holmes, 2 Morton, 1 Johnson) Oct. 31, 2004  
9 vs. Indianapolis (4 Charles, 4 Hillis, 1 McCluster) Dec. 23, 2012

### Highest Rushing Average, Season

5.18 1966 (439-2,274)  
5.15 2002 (462-2,378)  
5.03 1962 (479-2,407)  
4.97 1961 (439-2,183)  
4.79 2018 (387-1,855)

### Lowest Rushing Average, Season

3.24 1983 (387-1,254)  
3.26 2007 (383-1,248)  
3.39 1980 (552-1,873)  
3.40 1986 (432-1,468)  
3.43 1992 (446-1,532)

## RUSHING TOUCHDOWNS

### Most Rushing Touchdowns, Season

32 2003  
31 2004  
26 2002, 2005  
24 1960

### Most Rushing Touchdowns, Consecutive Seasons

\*63 2003-04 (32, 31)  
58 2002-03 (26, 32)  
57 2004-05 (31, 26)  
47 1960-61 (24, 23)  
44 1961-62 (23, 21)  
\*NFL RECORD

### Fewest Rushing Touchdowns, Season

3 1982 (9 games)  
5 2011  
6 1972, 2007  
7 1987

### Most Rushing Touchdowns, Game (Since 1960)

\*8 vs. Atlanta Oct. 24, 2004  
5 at Denver Oct. 23, 1966  
4 14 times; Last vs. Detroit Nov. 1, 2015  
\*NFL RECORD

### Most Rushing Touchdowns, Both Teams, Game

8 Kansas City (3) at Denver (5) Dec. 7, 2003  
8 Kansas City (8) vs. Atlanta (0) Oct. 24, 2004  
7 Texans (4) vs. Boston (3) Sept. 8, 1962  
7 Kansas City (4) at Denver (3) Oct. 10, 1965

## PASSING

### RATING

### Highest Passer Rating, Season

113.8 2018  
107.3 2020  
104.7 2022  
104.4 2019  
100.8 2017

### Lowest Passer Rating, Season

53.3 1977  
54.0 1979

# REGULAR TEAM

55.0 1974  
55.3 1961  
59.2 1978

## PASSING ATTEMPTS

### Most Passes Attempted, Season

675 2021  
651 2022  
641 1983  
635 2023  
630 2020

### Most Passes Attempted, Consecutive Seasons

1,326 2021-22(675, 651)  
1,305 2020-21 (630, 675)  
1,286 2022-23 (651, 635)  
1,234 1983-84 (641, 593)  
1,206 2019-20 (576, 630)

### Fewest Passes Attempted, Season

264 1982 (9 games)  
270 1968  
289 1970  
313 1973  
322 1962

### Most Passes Attempted, Game

68 vs. Tennessee Nov. 6, 2022  
59 at Dallas Nov. 20, 1983  
55 at San Diego Oct. 9, 1994  
55 at Miami Dec. 12, 1994  
54 at Denver Nov. 16, 1986  
54 at Denver Oct. 17, 1994  
54 at San Diego Sept. 29, 1996  
54 vs. San Diego Nov. 24, 1996  
54 vs. Buffalo Oct. 10, 2021

### Fewest Passes Attempted, Game

3 vs. Oakland Oct. 20, 1968  
6 at Oakland Dec. 13, 1969  
10 vs. Denver Sept. 24, 1978  
11 at Miami Oct. 21, 1974  
11 at Oakland Oct. 5, 1980

### Most Passes Attempted, Both Teams, Game

100 Kansas City (46) vs. Tampa Bay (54) Oct. 28, 1964  
99 Kansas City (38) vs. Jacksonville (61) Oct. 7, 2018  
95 KC (54) at San Diego (41) Sept. 29, 1996  
95 KC (46) at L.A. Rams (49) Nov. 19, 2018  
95 KC (45) vs. Carolina (50) Nov. 8, 2020

### Fewest Passes Attempted, Both Teams, Game

26 KC (6) at Oakland (20) Dec. 13, 1969  
26 KC (13) at Tampa Bay (13) Dec. 16, 1979  
27 KC (14) vs. Houston (13) Sept. 10, 1978

## COMPLETIONS

### Most Passes Completed, Season

448 2021  
435 2022  
421 2023  
420 2020  
385 2018

### Most Passes Completed, Consecutive Seasons

883 2021-22 (448, 435)  
868 2020-21 (420, 448)  
856 2022-23 (435, 421)  
798 2019-20 (378, 420)  
763 2018-19 (385, 378)

### Fewest Passes Completed, Season

145 1982 (9 games)  
154 1970  
156 1968  
173 1973  
177 1961

### Most Passes Completed, Game (All 35+)

43 vs. Tennessee Nov. 6, 2022  
39 at Oakland Nov. 5, 2000  
37 at San Diego Oct. 9, 1994  
37 at Tampa Bay Nov. 29, 2020  
36 at Tennessee Nov. 10, 2019  
36 at Las Vegas Nov. 14, 2021  
36 at Houston Dec. 18, 2022  
35 vs. Baltimore Dec. 9, 2018  
35 vs. N.Y. Jets Nov. 1, 2020  
35 at Las Vegas Nov. 22, 2020

### Fewest Passes Completed, Game

2 vs. Oakland Oct. 20, 1968  
2 at Oakland Dec. 13, 1969  
5 7 times: Last at Seattle Dec. 17, 1978

### Most Passes Completed, Both Teams, Game (All 60+)

67 Kansas City (30) vs. Carolina (37) Nov. 8, 2020  
64 Kansas City (33) at L.A. Rams (31) Nov. 19, 2018  
64 Kansas City (37) at Tampa Bay (27) Nov. 29, 2020  
62 Kansas City (31) at San Diego (31) Dec. 11, 1983  
62 Kansas City (23) at Pittsburgh (39) Sept. 16, 2018  
62 Kansas City (23) at Tampa Bay (39) Oct. 2, 2022  
61 Kansas City (35) at Las Vegas (25) Nov. 14, 2021  
60 Kansas City (31) at Minnesota (29) Oct. 8, 2023

### Fewest Passes Completed, Both Teams, Game

11 Kansas City (10) vs. San Diego (1) Sept. 20, 1998  
12 Kansas City (7) at Tampa Bay (5) Dec. 16, 1979  
13 Kansas City (2) at Oakland (11) Dec. 13, 1969  
13 Kansas City (8) vs. Boston (5) Oct. 11, 1970  
14 Kansas City (2) vs. Oakland (12) Oct. 20, 1968  
14 Kansas City (8) at Buffalo (6) Oct. 29, 1973

### Most 20+ Yard Completions, Season (Since 1990)

76 2018  
73 2022  
69 2020  
60 2004  
59 2000, 2019  
58 2021

### Most 20+ Yard Completions, Game (Since 1990)

9 vs. St. Louis (6 Grbac, 2 Moon, 1 Morris) Oct. 22, 2000  
9 at Denver (9 Cassel) Nov. 14, 2010  
9 at L.A. Rams (9 Mahomes) Nov. 19, 2018  
8 at Oakland (8 Mahomes) Sept. 15, 2019  
8 at Miami (8 Mahomes) Dec. 13, 2020  
7 at L.A. Raiders (7 Krieg) Dec. 6, 1992  
7 at San Diego (7 Gannon) Nov. 22, 1998  
7 at Oakland (7 Grbac) Nov. 5, 2000  
7 at Arizona (7 Green) Oct. 21, 2001  
7 vs. Indianapolis (7 Green) Oct. 31, 2004  
7 at New York Jets (7 Smith) Dec. 3, 2017  
7 at Cleveland (7 Mahomes) Nov. 4, 2018  
7 at Tampa Bay (7 Mahomes) Nov. 29, 2020  
7 at Los Angeles Chargers (7 Mahomes) Dec. 16, 2021  
7 at San Francisco (7 Mahomes) Oct. 23, 2022

## PASSING YARDS

### Most Net Passing Yards, Season

5,062 2022  
4,955 2018  
4,854 2020  
4,791 2021  
4,498 2019

### Most Net Passing Yards, Consecutive Seasons

9,853 2021-22 (4,791, 5,062)  
9,645 2020-21 (4,854, 4,791)  
9,453 2018-19 (4,955, 4,498)  
9,352 2019-20 (4,498, 4,854)  
9,250 2022-23 (5,062, 4,188)

### Fewest Net Passing Yards, Season

1,555 1982 (9 games)  
1,660 1979  
1,719 1970  
1,743 1973  
1,834 1978

### Most Gross Passing Yards, Game (All 400+)

504 at Oakland Nov. 5, 2000  
478 at L.A. Rams Nov. 19, 2018  
469 at Denver Nov. 14, 2010  
462 at Tampa Bay Nov. 29, 2020  
446 at Tennessee Nov. 10, 2019  
446 vs. N.Y. Jets Nov. 1, 2020  
446 vs. Tennessee Nov. 6, 2022  
443 at Oakland Sept. 15, 2019  
435 vs. Denver Nov. 1, 1964  
433 at Tennessee Nov. 10, 2019  
432 at Dallas Nov. 20, 1983  
424 vs. L.A. Chargers Oct. 22, 2023  
423 at San Francisco Oct. 23, 2022  
422 at Las Vegas Nov. 14, 2021  
412 vs. Denver Dec. 19, 1965  
411 at San Diego Dec. 11, 1983  
410 at L.A. Chargers Dec. 16, 2021  
400 at Green Bay Oct. 12, 2003

### Most Net Passing Yards, Game (All 400+)

474 at Oakland Nov. 5, 2000  
456 at Tampa Bay Nov. 29, 2020



# REGULAR TEAM

448	at L.A. Rams	Nov. 19, 2018
446	vs. N.Y. Jets	Nov. 1, 2020
436	at Oakland	Sept. 15, 2019
433	at Denver	Nov. 14, 2010
433	at Tennessee	Nov. 10, 2019
422	at Las Vegas	Nov. 14, 2021
422	vs. Tennessee	Nov. 6, 2022
417	at San Francisco	Oct. 23, 2022
415	vs. L.A. Chargers	Oct. 22, 2023
410	at L.A. Chargers	Dec. 16, 2021
406	at San Diego	Dec. 11, 1983
400	at Green Bay	Oct. 12, 2003

## Fewest Gross Passing Yards, Game

16	vs. Oakland	Oct. 20, 1968
39	vs. Houston	Nov. 15, 1981
42	at Seattle	Sept. 30, 1979
44	at Denver	Oct. 8, 1961
46	at Tampa Bay	Dec. 16, 1979

## Fewest Net Passing Yards, Game

-22	vs. Oakland	Nov. 8, 1963
15	at Seattle	Sept. 30, 1979
16	vs. Oakland	Oct. 20, 1968
18	at Denver	Dec. 6, 1970
19	at San Diego	Dec. 12, 2010

## Most Net Passing Yards, Both Teams, Game (All 700+)

859	Kansas City (387) vs. Indianapolis (472)	Oct. 31, 2004
827	Kansas City (448) at L.A. Rams (379)	Nov. 19, 2018
798	Kansas City (456) at Tampa Bay (342)	Nov. 29, 2020
782	Kansas City (406) at San Diego (376)	Dec. 11, 1983
764	Kansas City (322) at Pittsburgh (442)	Sept. 16, 2018
760	Kansas City (417) at San Francisco (343)	Oct. 23, 2022
754	Kansas City (249) vs. Houston (505)	Dec. 16, 1990
748	Kansas City (331) at Oakland (417)	Oct. 19, 2017
732	Kansas City (433) at Denver (299)	Nov. 14, 2010
725	Kansas City (378) at Jacksonville (347)	Sept. 8, 2019
724	Kansas City (362) vs. Saint Louis (362)	Oct. 22, 2000
716	Kansas City (474) at Oakland (242)	Nov. 5, 2000

## Fewest Net Passing Yards, Both Teams, Game

67	Kansas City (22) at Tampa Bay (45)	Dec. 16, 1979
81	Kansas City (34) vs. Houston (47)	Sept. 10, 1978
88	Kansas City (18) vs. Denver (70)	Dec. 6, 1970
99	Kansas City (48) vs. Cleveland (51)	Oct. 22, 1978
101	Kansas City (-22) vs. Oakland (123)	Nov. 8, 1963

## Most Individual 100-Yard Receiving Games, Season

14	2000, 2004
11	1964, 2018
10	2022
9	2017, 2020, 2021
8	1966, 1983

## Most Consecutive Individual 100-Yard Receiving Games, Season

7	2000
6	2004, 2020
4	1964, 2016, 2018, 2021
3	1966, 1984, 1992, 1994, 2005, 2007, 2010, 2022 (2 times)
2	1961, 1962, 1963, 1965, 1968, 1969, 1980, 1982, 1983, 1985, 1987, 1988, 1989, 1998, 1999, 2001, 2006, 2007, 2008, 2011, 2017 (3 times), 2018, 2019, 2023

## COMPLETION PERCENTAGE

### Most Consecutive Seasons Leading League, Completion Percentage

\*4 1966-69  
\*NFL RECORD

### Highest Completion Percentage, Season

66.85	(543-363)	2017
66.85	(546-365)	2016
66.82	(651-435)	2022
66.67	(630-420)	2020
66.37	(675-448)	2021

### Lowest Completion Percentage, Season

44.36	1961 (399-177)
48.05	1960 (435-209)
48.90	1965 (409-200)
49.33	1986 (521-257)
50.38	1965 (395-199)

## PASSING TOUCHDOWNS

### Most Passing Touchdowns, Season

50	2018
41	2022
40	2020
37	2021
32	1964

## Fewest Passing Touchdowns, Season

7	1978, 1979
8	2012
10	1973, 1982 (9 games)
11	1974, 1977
13	1981

## Most Passing Touchdowns, Game

6	vs. Denver	Nov. 1, 1964
6	at Pittsburgh	Sept. 16, 2018
6	at L.A. Rams	Nov. 19, 2018
5	11 times; Last at Arizona	Sept. 11, 2022

## Most Passing Touchdowns, Both Teams, Game

10	Kansas City (6) at L.A. Rams (4)	Nov. 19, 2018
9	Kansas City (4) at Denver (5)	Nov. 14, 2010
9	Kansas City (6) at Pittsburgh (3)	Sept. 16, 2018
8	Kansas City (6) vs. Denver (2)	Nov. 1, 1964
8	Kansas City (4) at San Diego (4)	Dec. 11, 1983
8	Kansas City (3) vs. Indianapolis (5)	Oct. 31, 2004
8	Kansas City (3) at Houston (5)	Oct. 8, 2017

## SACKS

### Most Consecutive Games Without Allowing A Sack

3	1988, 1989, 2000
---	------------------

### Most Times Sacked, Season

57	1980
55	2007
53	1975
50	1986
49	2014

### Fewest Times Sacked, Season

19	1994
21	1978, 1991, 1995, 2003
22	1990

### Most Times Sacked, Game

10	vs. Baltimore	Nov. 2, 1980
9	vs. San Diego	Dec. 2, 2007
8	at Pittsburgh	Dec. 5, 1982
8	vs. L.A. Raiders	Dec. 12, 1982
7	8 times; Last at Green Bay	Sept. 28, 2015

### Most Times Sacked, Both Teams, Game

13	Kansas City (2) vs. Cleveland (11)	Sept. 30, 1984
13	Kansas City (6) vs. Houston (7)	Sept. 21, 1986
12	Kansas City (2) vs. Oakland (10)	Sept. 6, 1998
12	Kansas City (9) vs. San Diego (3)	Dec. 2, 2007
12	Kansas City (3) at Oakland (9)	Oct. 13, 2013

## INTERCEPTIONS

### Most Passes Had Intercepted, Season

27	1961
26	1977
25	1974
24	2001
23	1985, 1989

### Fewest Passes Had Intercepted, Season

5	1990, 2019
6	2014
7	2015, 2020
8	1982 (9 games), 2010, 2013, 2016, 2017

### Most Passes Had Intercepted, Game

7	vs. Pittsburgh	Oct. 13, 1974
6	at Seattle	Nov. 4, 1984
6	vs. L.A. Raiders	Oct. 20, 1985

### Most Passes Had Intercepted, Both Teams, Game

9	Kansas City (3) vs. Miami (6)	Nov. 13, 1966
8	9 times, Last; Kansas City (2) at Oakland (6)	Oct. 23, 2011

## PUNTING

### Seasons Leading League (Average Distance)

6	1968, 1971-73, 1979, 1984
---	---------------------------

### Most Consecutive Seasons Leading League

3	1971-73
---	---------

### Most Punts, Season

104	1999
-----	------

# REGULAR TEAM

99	1986
98	1984
97	2009
96	2007

## Fewest Punts, Season

38	1982 (9 games)
40	2021
45	2018
49	2019
52	2020

## Most Punts, Game

11	at N.Y. Jets	Sept. 18, 1965
11	vs. Baltimore	Sept. 2, 1979
11	at San Francisco	Nov. 17, 1985
11	at Cleveland	Nov. 19, 1989
11	vs. San Diego	Nov. 13, 1994
11	at Chicago	Dec. 4, 2011
10	vs. Denver	Oct. 6, 1974
10	at Oakland	Oct. 5, 1980
10	at N.Y. Jets	Oct. 2, 1988
10	at San Diego	Nov. 26, 2000
10	at N.Y. Jets	Dec. 30, 2007
10	at Jacksonville	Sept. 8, 2013

## Fewest Punts, Game

0	at L.A. Raiders	Dec. 22, 1991
0	vs. Carolina	Dec. 10, 2000
0	vs. Cincinnati	Oct. 21, 2018
0	at Philadelphia	Oct. 3, 2021

## PUNTING AVERAGE

### Highest Punting Average Distance, Season

50.42	2022 (53-2,672)
47.05	2023 (59-2,776)
46.83	2012 (83-3,887)
46.70	2021 (40-1,868)
45.89	2011 (89-4,084)

### Lowest Punting Average Distance, Season

35.87	1962 (54-1,937)
37.26	2002 (65-2,422)
38.53	1981 (70-2,697)
38.67	1990 (81-3,132)
38.96	2003 (81-3,156)

## PUNTS BLOCKED

### Most Punts Had Blocked, Season

2	1974, 1975, 1985, 1999
---	------------------------

### Most Punts Had Blocked, Game

2	vs. Denver	Oct. 27, 1985
---	------------	---------------

## PUNT RETURNS

### Seasons Leading League (Average Return)

6	1960, 1968, 1970, 1979-80, 2003
---	---------------------------------

### Most Punt Returns, Season (All 50+)

59	2013
58	1979, 1995, 1999
52	2010
50	1981, 2014

### Fewest Punt Returns, Season

15	1982 (9 games)
19	2021
22	2018
24	1963, 2004

### Most Punt Returns, Game

9	at Oakland	Nov. 15, 2009
8	vs. San Diego	Nov. 10, 1974
8	at St. Louis	Dec. 19, 2010
7	vs. Oakland	Sept. 23, 1979
7	vs. N.Y. Giants	Oct. 21, 1979
7	vs. San Diego	Nov. 13, 1994
7	vs. Detroit	Sept. 26, 1999
7	at Denver	Dec. 5, 1999
7	at Oakland	Oct. 21, 2007
7	at Jacksonville	Sept. 8, 2013
7	at Washington	Dec. 8, 2013

### Most Punt Returns, Both Teams, Game

15	Kansas City (6) vs. Baltimore (9)	Sept. 2, 1979
----	-----------------------------------	---------------

## PUNT RETURN YARDS

### Most Punt Return Yards, Season

706	1999
695	2013
612	1979
605	2014
592	2016

### Fewest Punt Return Yards, Season

126	1972
129	1982 (9 games)
150	1971
163	2020
169	2008

### Most Punt Return Yards, Game

177	at Washington	Dec. 8, 2013
160	vs. San Diego	Sept. 13, 2010
156	vs. Oakland	Dec. 14, 2014
141	vs. Oakland	Sept. 23, 1979
139	at Denver	Dec. 5, 1999

### Highest Punt Return Average, Season

16.42	2003 (33-542)
15.03	1960 (33-496)
15.00	1968 (30-450)
14.80	2016 (40-592)
14.53	1980 (40-581)

### Lowest Punt Return Average, Season

4.34	1972 (29-126)
4.55	1971 (33-150)
5.82	2020 (28-163)
6.29	2017 (35-220)
6.50	2008 (26-169)

## PUNT RETURN TOUCHDOWNS

### Most Punt Return Touchdowns, Season

2	1968, 1979, 1980, 1992, 1999, 2002, 2003, 2013, 2016
1	1960, 1965, 1966, 1987, 1995, 1997, 2006, 2010, 2014, 2017, 2018, 2020

### Most Punt Return Touchdowns, Game

1	30 times; Last at Miami	Dec. 13, 2020
---	-------------------------	---------------

### Most Punt Return Touchdowns, Both Teams, Game

*2	Kansas City (1) at Buffalo (1)	Sept. 11, 1966
*NFL RECORD		

## KICKOFF RETURNS

### Most Kickoff Returns, Season

80	2008
77	2009
75	2004
70	1987, 2000
68	2005

### Fewest Kickoff Returns, Season

12	2023
25	2020
30	2021
31	1973
34	1982 (9 games)

### Most Kickoff Returns, Game

11	vs. Buffalo	Nov. 23, 2008
10	vs. Oakland	Nov. 2, 1967
10	vs. Seattle	Sept. 20, 1987
9	vs. Pittsburgh	Nov. 10, 1985
9	vs. Denver	Dec. 6, 2009

## KICKOFF RETURN YARDS

### Most Kickoff Return Yards, Season

1,820	2004
1,716	2008
1,666	2009
1,591	2005
1,577	2003

### Fewest Kickoff Return Yards, Season

241	2023
646	2020
692	2022
702	2021
722	1992

### Most Kickoff Return Yards, Game

# REGULAR TEAM

251	at Miami	Dec. 12, 1994
245	at San Diego	Oct. 15, 1967
236	vs. Pittsburgh	Nov. 10, 1985
234	vs. Philadelphia	Oct. 2, 2005
233	vs. San Diego	Nov. 28, 2004

## High Kickoff Return Average, Season

29.91	2013 (44-1,316)
28.04	2014 (51-1,430)
27.64	1961 (53-1,465)
26.59	1969 (41-1,090)
25.84	2020 (25-646)

## Lowest Kickoff Return Average, Season

16.52	1988 (56-925)
17.04	1990 (46-784)
17.20	1983 (54-929)
17.60	1989 (52-915)
18.51	1992 (39-722)

## KICKOFF RETURN TOUCHDOWNS

### Most Kickoff Return Touchdowns, Season

2	1987, 1995, 2003, 2004, 2013
1	1961, 1963, 1967, 1969, 1986, 1994, 1996, 1997, 2002, 2005, 2009, 2014, 2016, 2019, 2020

### Most Kickoff Return Touchdowns, Game

1	25 times; Last at Denver	Oct. 25, 2020
---	--------------------------	---------------

## FUMBLES

### Most Fumbles, Season

42	1980
----	------

### Fewest Fumbles, Season

7	2002
13	1982 (9 games), 2003
14	2017
15	2010
16	2015

### Most Fumbles, Game

9	vs. San Diego	Nov. 15, 1964
9	vs. Houston	Oct. 12, 1969

### Most Fumbles, Both Teams, Game

13	Kansas City (9) vs. Houston (4)	Oct. 12, 1969
----	---------------------------------	---------------

### Most Fumbles Lost, Season

24	1981, 1987
21	1977
20	1964, 1965

### Fewest Fumbles Lost, Season

*2	2002
3	2017
4	1982 (9 games)
6	2003, 2010, 2018
8	1967, 1991, 2008, 2015

\*NFL RECORD

### Most Fumbles Lost, Game

6	vs. Houston	Oct. 12, 1969
5	vs. Buffalo	Oct. 17, 1965
5	vs. Chicago	Nov. 8, 1981
5	vs. Seattle	Oct. 4, 1998

### Most Turnovers, Season

47	1977
46	1981
45	1961
41	1964, 1987, 1989

### Fewest Turnovers, Season

11	2017
12	1982 (9 games)
14	2010
15	2002, 2015, 2019
16	2020

### Most Turnovers, Game

9	vs. Buffalo	Oct. 17, 1965
9	vs. Pittsburgh	Oct. 13, 1974
8	at. Houston	Oct. 16, 1960
8	vs. San Diego	Sept. 20, 1981

### Most Turnovers, Both Teams, Game

16	Kansas City (7) vs. Houston (9)	Oct. 12, 1969
----	---------------------------------	---------------

## PENALTIES

### Fewest Penalties, Season

43	1982 (9 games)
52	1963
56	1964
61	1966
62	1969

### Most Penalties, Season

158	1998
137	2018
127	1994
126	1999
122	1996

### Fewest Penalties, Game

*0	vs. Buffalo	Oct. 2, 1966
0	vs. Oakland	Dec. 8, 1974
0	vs. Oakland	Dec. 1, 2019
0	vs. Jacksonville	Nov. 13, 2022
1	26 times; Last at Denver	Oct. 25, 2020

\*NFL RECORD

### Most Penalties, Game

17	at Seattle	Nov. 8, 1998
15	vs. San Diego	Sept. 20, 1998
15	at New England	Sept. 7, 2017
14	at Atlanta	Sept. 18, 1994
14	at Denver	Oct. 17, 1994

### Fewest Penalties, Both Teams, Game

2	Kansas City (1) vs. Buffalo (1)	Oct. 2, 1966
2	Kansas City (2) vs. October (0)	Oct. 20, 1968
2	Kansas City (2) vs. Boston (0)	Nov. 17, 1968
2	Kansas City (1) at San Diego (1)	Sept. 14, 1969
2	Kansas City (0) vs. Oakland (2)	Dec. 8, 1974

### Most Penalties, Both Teams, Game

30	Kansas City (17) at Seattle (13)	Nov. 8, 1998
27	Kansas City (12) at Oakland (15)	Nov. 7, 2010
26	Kansas City (7) vs. San Diego (19)	Oct. 16, 1997
26	Kansas City (11) vs. Oakland (15)	Dec. 24, 2011
25	Kansas City (11) vs. Denver (14)	Sept. 20, 1993

## YARDS PENALIZED

### Fewest Yards Penalized, Season

371	1982 (9 games)
515	1974
577	2006
591	1980
602	2001

### Most Yards Penalized, Season

1,304	1998
1,152	2018
1,048	1978
1,044	2017
1,035	1997

### Fewest Yards Penalized, Game

0	vs. Buffalo	Oct. 2, 1966
0	vs. Oakland	Dec. 8, 1974
0	vs. Oakland	Dec. 1, 2019
0	vs. Jacksonville	Nov. 13, 2022
1	vs. San Diego	Dec. 22, 2002
3	vs. Buffalo	Sept. 11, 2011
5	13 times; Last vs. Houston	Sept. 10, 2020

### Most Yards Penalized, Game

154	vs. Oakland	Nov. 1, 1970
152	at Seattle	Nov. 8, 1998
141	at San Diego	Oct. 25, 1987
139	at New England	Sept. 7, 2017
137	vs. Denver	Nov. 16, 1998

### Fewest Yards Penalized, Both Teams, Game

10	Kansas City (10) vs. Boston (0)	Nov. 17, 1968
10	Kansas City (0) vs. Oakland (10)	Dec. 8, 1974
10	Kansas City (5) at Denver (5)	Dec. 7, 2008
12	Kansas City (0) vs. Buffalo (12)	Oct. 12, 1966
19	Kansas City (5) vs. Houston (14)	Oct. 12, 1980

### Most Yards Penalized, Both Teams, Game

259	Kansas City (141) at San Diego (118)	Oct. 25, 1987
258	Kansas City (126) vs. L.A. Raiders (132)	Sept. 16, 1984
249	Kansas City (154) vs. Oakland (95)	Nov. 1, 1970
248	Kansas City (152) at Seattle (96)	Nov. 8, 1998

# REGULAR TEAM

245 Kansas City (117) at Houston (128)

Sept. 9, 1967

# REGULAR TEAM DEFENSIVE

## SCORING

### POINTS

#### Fewest Points Allowed, Season

170	1968
177	1969
184	1982 (9 games)
192	1973
208	1971

#### Lowest Scoring Average, Season

12.1	1968 (170 in 14 games)
12.6	1969 (177 in 14 games)
13.7	1973 (192 in 14 games)
14.5	1997 (232 in 16 games)
14.9	1971 (208 in 14 games)

#### Most Points Allowed, Season

440	2008
435	2004
425	2012
424	2009
421	2009

#### Highest Scoring Average, Season

27.5	2008 (440 in 16 games)
27.2	2004 (435 in 16 games)
26.9	1976 (376 in 14 games)
26.6	2012 (425 in 16 games)
26.5	2009 (424 in 16 games)

#### Most Points Allowed, Game

54	vs. Buffalo	Nov. 23, 2008
54	at L.A. Rams	Nov. 19, 2018
51	at Seattle	Nov. 27, 1983 (OT)
50	at Buffalo	Oct. 3, 1976
49	at Oakland	Nov. 5, 2000
49	at Denver	Nov. 14, 2010

#### Most First-Half Points Allowed, Game

35	at San Diego	Oct. 25, 1987
35	at Denver	Nov. 14, 2010
34	vs. Seattle	Dec. 11, 1977
31	Seven times, last at Pittsburgh	Oct. 15, 2006

#### Fewest First-Half Points Allowed, Season

74	1969
95	1982 (9 games)
97	1965
101	1973
103	1968

#### Most First-Quarter Points Allowed, Season

101	1998
95	1976, 2012
93	2009
88	1987

#### Fewest First-Quarter Points Allowed, Season

29	1963, 1969
30	1973
32	1970
33	1965, 1966
37	1984

#### Most First-Quarter Points Allowed, Game

31	at Buffalo	Sept. 13, 1962
22	at Pittsburgh	Oct. 2, 2016
21	at Denver	Nov. 16, 1986
21	at Denver	Nov. 14, 2010
17	vs. Oakland	Nov. 23, 1967
17	at Denver	Oct. 27, 1996
17	vs. Pittsburgh	Sept. 14, 2003
17	at Denver	Sept. 26, 2005
17	vs. San Diego	Sept. 30, 2012

#### Most Second-Quarter Points Allowed, Season

152	2004
141	2008
135	1985, 2021
133	1999

#### Fewest Second-Quarter Points Allowed, Season

45	1969
55	1979, 1982 (9 games)
57	1968, 1992
59	1995
64	1965

#### Most Second-Quarter Points Allowed, Game

28	vs. San Diego	Nov. 15, 1964
28	vs. Oakland	Oct. 16, 1966
28	at Baltimore	Dec. 21, 1980
28	at Seattle	Nov. 4, 1984
28	at Seattle	Sept. 11, 1988
24	at Oakland	Nov. 3, 1968

#### Most Third-Quarter Points Allowed, Season

106	2008, 2012
103	2001
100	2009
98	1975, 2018
95	2011

#### Fewest Third-Quarter Points Allowed, Season

22	1971
28	2020
29	1995
31	1982 (9 games)
34	1974

#### Most Third-Quarter Points Allowed, Game

28	at Houston	Oct. 24, 1965
22	at Boston	Nov. 18, 1960
21	Nine times; Last at Baltimore	Sept. 13, 2009

#### Most Fourth-Quarter Points Allowed, Season

147	2020
139	1961
136	2018
130	1983, 2002
129	2004

#### Fewest Fourth-Quarter Points Allowed, Season

27	1968
44	1997
51	2014
54	2013
56	1973

#### Most Fourth-Quarter Points Allowed, Game

24	at New Orleans	Sept. 8, 1985
22	vs. Denver	Nov. 1, 1964
21	13 times; Last at Houston	Oct. 8, 2017

#### Most Second-Half Points Allowed, Game

38	at Houston	Oct. 24, 1965
37	at Seattle*	Nov. 27, 1983
35	vs. San Diego	Oct. 20, 1963
35	vs. Pittsburgh	Nov. 7, 1976
31	at Miami	Sept. 22, 1985
31	at Miami	Dec. 12, 1994
31	vs. San Diego	Nov. 24, 2013
31	at L.A. Rams	Nov. 19, 2018

\*Includes three in OT

#### Fewest Second-Half Points Allowed, Season

67	1968
89	1982 (9 games)
91	1973, 1997
96	1971
101	1972

## TOUCHDOWNS

#### Fewest Touchdowns Allowed, Season

18	1968
21	1969, 1971
22	1973, 1982

#### Most Touchdowns Allowed, Season

53	2004
51	1976, 2018
49	2008
48	2009

#### Most Touchdowns Allowed, Game

7	at Buffalo	Oct. 3, 1976
7	at Oakland	Nov. 5, 2000
7	at Denver	Nov. 14, 2010
7	at Los Angeles Rams	Nov. 19, 2018
6	16 times; Last at Pittsburgh	Oct. 2, 2016

## NOTABLE GAMES

#### Most Shutouts, Season

3	1960
2	1967, 1969

#### Most Consecutive Shutouts

2	1960	Dec. 4-11, 1960
---	------	-----------------

# REGULAR TEAM DEFENSIVE

## Most Games Allowed 10 Points or Less, Season

9	1968
7	1969
6	1973, 1979, 1990, 1995

## Most Consecutive Games Allowed 10 Points or Less, Season

5	1968
3	1960, 1968, 1979, 1995, 1997, 2021

## Largest Opponent Comeback Victories

	Opponent	Deficit	Final	Date
21	vs. Tampa Bay	24-3	27-30 (OT)	Nov. 2, 2008
18	vs. Philadelphia	24-6	31-37	Oct. 2, 2005
18	vs. San Diego	21-3	21-22	Dec. 14, 2008
17	at Houston	17-0	36-38	Oct. 24, 1965
17	vs. L.A. Raiders	17-0	17-24	Oct. 5, 1986
17	at Chicago	17-0	27-28	Nov. 13, 1977
17	at San Diego	34-17	37-38	Nov. 22, 1998
17	vs. Oakland	17-0	38-41 (OT)	Jan. 2, 2000

## FIRST DOWNS

### Fewest First Downs Allowed, Season

170	1982 (9 games)
181	1969
207	1965
209	1973

### Most First Downs Allowed, Season

419	2018
367	2002
363	2021
353	2020
352	2017

### Fewest First Downs Allowed, Game

5	vs. Oakland	Dec. 7, 1997
6	at Boston	Sept. 21, 1969
6	vs. Boston	Oct. 11, 1970
6	at Chicago	Dec. 29, 1990
7	10 times; Last at Washington	Oct. 18, 2009

### Most First Downs Allowed, Game

35	vs. San Diego	Oct. 19, 1986
35	vs. Houston	Oct. 13, 2019
34	at Denver	Nov. 18, 1974
34	at Cleveland	Oct. 30, 1977

## FIRST DOWNS RUSHING

### Fewest Rushing First Downs Allowed, Season

52	1968
53	1969
69	1965, 1982

### Most Rushing First Downs Allowed, Season

169	1977
162	1988
161	1976

### Fewest Rushing First Downs Allowed, Game

*0	vs. Houston	Dec. 4, 1960
0	vs. Buffalo	Dec. 3, 1967
0	at Denver	Oct. 3, 1971
0	at Oakland	Dec. 3, 1995
0	vs. Oakland	Dec. 7, 1997
0	vs. St. Louis	Dec. 8, 2002
0	vs. N.Y. Jets	Sept. 11, 2005
1	21 times; Last at Jacksonville	Sept. 17, 2023

### Most Rushing First Downs Allowed, Game

21	vs. Pittsburgh	Nov. 7, 1976
20	at Oakland	Dec. 28, 2002
19	at Cleveland	Oct. 30, 1977

## FIRST DOWNS PASSING

### Fewest Passing First Downs Allowed, Season

92	1982 (9 games)
95	1973
111	1969, 1970

### Most Passing First Downs Allowed, Season

247	2018
227	2002
209	2016, 2021
207	2022

## Fewest Passing First Downs Allowed, Game

*0	at Houston	Oct. 9, 1988
0	vs. San Diego	Sept. 20, 1998
2	8 times; Last at Denver	Jan. 1, 2012

## Most Passing First Downs Allowed, Game

25	at Denver	Nov. 18, 1974
25	at Denver	Nov. 14, 2010
25	at Pittsburgh	Sept. 16, 2018
23	at Oakland	Oct. 19, 2017
23	at L.A. Chargers	Sept. 9, 2018
23	at Tampa Bay	Oct. 2, 2022

## FIRST DOWNS BY PENALTY

### Fewest Penalty First Downs Allowed, Season

9	1982 (9 games)
10	1964
13	1980
14	1992
16	1867, 1976, 2008

### Most Penalty First Downs Allowed, Season

56	1998
43	2018
40	2004
39	2019
38	2020

### Most Penalty First Downs Allowed, Game

7	2 times; Last N.Y. Jets	Dec. 11, 2011
6	13 times; Last at Cincinnati	Jan. 2, 2022

## NET YARDS ALLOWED PASSING AND RUSHING

### Fewest Yards Allowed, Season

2,732	1982 (9 games)
3,163	1969
3,575	1973
3,667	1970
3,761	1965

### Most Yards Allowed, Season

6,488	2018
6,291	2008
6,272	2021
6,248	2002
6,211	2009

### Fewest Yards Allowed, Game

82	at Boston	Sept. 21, 1969
89	vs. Seattle	Dec. 24, 1995
93	vs. Oakland	Dec. 7, 1997
101	vs. Houston	Oct. 12, 1969
105	vs. Boston	Dec. 14, 1963
105	vs. Boston	Oct. 11, 1970

### Most Yards Allowed, Game

563	vs. Houston	Dec. 16, 1990
542	at N.Y. Jets	Oct. 2, 1988 (OT)
542	at Tennessee	Dec. 13, 2004
541	at L.A. Chargers	Sept. 9, 2018
539	at Oakland	Nov. 3, 1968
539	vs. Oakland	Oct. 3, 1977

## PLAYS

### Fewest Plays Allowed, Season

557	1982 (9 games)
788	1969
813	1971
843	1967
846	1962

### Most Plays Allowed, Season

1,159	1984
1,126	1985
1,109	2018
1,101	1981
1,098	1986

### Fewest Plays Allowed, Game

39	vs. Houston	Oct. 22, 1967
39	vs. Oakland	Dec. 7, 1997
41	at Boston	Sept. 21, 1969
41	at Baltimore	Oct. 4, 2004

# REGULAR TEAM DEFENSIVE

## Most Plays Allowed, Game

97	at N.Y. Jets	Oct. 2, 1988 (OT)
95	vs. San Diego	Oct. 19, 1986
91	vs. Chicago	Nov. 8, 1981
90	vs. San Diego	Dec. 22, 1985
89	at Oakland	Oct. 5, 1980

## RUSHING

### RUSHING ATTEMPTS

#### Fewest Rushing Attempts Allowed, Season

280	1982 (9 games)
314	1969
343	1967
351	1962
353	166

#### Most Rushing Attempts Allowed, Season

632	1977
609	1988
602	1978
562	1975
555	1976

#### Fewest Rushing Attempts Allowed, Game

6	at Tampa Bay	Oct. 2, 2022
9	at Oakland	Dec. 5, 2004
11	at New Orleans	Sept. 4, 1994
11	at Oakland	Dec. 3, 1995
11	vs. Oakland	Dec. 10, 2017

#### Most Rushing Attempts Allowed, Game

65	at Buffalo	Oct. 29, 1973
62	at Tampa Bay	Dec. 16, 1979
61	at Oakland	Dec. 8, 1973
61	vs. Chicago	Nov. 8, 1981
60	at Oakland	Dec. 28, 2022

### RUSHING YARDS

#### Fewest Rushing Yards Allowed, Season

980	1960
1,065	1982 (9 games)
1,091	1969
1,250	1962
1,266	1968

#### Fewest Rushing Yards Per Game Allowed, Season

70.0	1960 (980 in 14 games)
77.9	1969 (1,091 in 14 games)
82.9	1995 (1,327 in 16 games)
89.3	1962 (1,250 in 14 games)
90.4	1968 (1,266 in 14 games)

#### Most Rushing Yards Allowed, Season

2,971	1977
2,861	1976
2,724	1975
2,592	1988
2,543	2008

#### Most Rushing Yards Per Game Allowed, Season

212.2	1977 (2,971 in 14 games)
204.4	1976 (2,861 in 14 games)
194.6	1975 (2,724 in 14 games)
162.0	1988 (2,592 in 16 games)
158.9	2008 (2,543 in 16 games)

#### Fewest Rushing Yards Allowed, Game

3	at San Diego	Nov. 19, 1961
3	at Tampa Bay	Oct. 2, 2022
8	at Oakland	Dec. 3, 1995
12	Tampa Bay	Sept. 13, 1981
14	at Tampa Bay	Oct. 31, 1976

#### Most Rushing Yards Allowed, Game

351	vs. Cleveland	Dec. 20, 2009
332	vs. Tennessee	Oct. 19, 2008
330	vs. Pittsburgh	Nov. 7, 1976
322	at Cleveland	Oct. 30, 1977
300	vs. Oakland	Sept. 14, 2008

#### Fewest Individual 100-Yard Games Allowed, Season

0 1960, 1969, 1971, 1981, 1995

#### Most Individual 100-Yard Games Allowed, Season

9	2003
8	1976, 2007

### RUSHING TOUCHDOWNS

#### Fewest Rushing Touchdowns Allowed, Season

4	1968, 2014
5	2016
6	1969, 1971
7	1982 (9 games), 1995, 2013, 2015

#### Most Rushing Touchdowns Allowed, Season

25	2008
24	1975, 1976
23	1977, 1988

#### Most Rushing Touchdowns Allowed, Game

5	vs. Pittsburgh	Nov. 7, 1976
5	at Denver	Dec. 7, 2003
4	9 times; Last vs Cleveland	Sept. 12, 2021

## PASSING

### ATTEMPTS

#### Fewest Pass Attempts Allowed, Season

262	1982 (9 games)
324	1973
325	1975
333	1977
365	1978

#### Most Pass Attempts Allowed, Season

632	2018
619	2022
616	2002
610	2021
607	2015

#### Fewest Pass Attempts Allowed, Game

8	vs. Denver	Nov. 13, 2011
9	at N.Y. Jets	Nov. 7, 1971
9	vs. Oakland	Dec. 8, 1974
10	vs. L.A. Raiders	Sept. 16, 1973
10	at San Diego	Dec. 18, 1988

#### Most Pass Attempts Allowed, Game

65	vs. San Diego	Oct. 19, 1986
61	vs. Seattle	Sept. 29, 1985
61	vs. Jacksonville	Oct. 7, 2018
60	at Oakland	Oct. 5, 1980
60	at Pittsburgh	Sept. 16, 2018

### COMPLETIONS

#### Fewest Pass Completions Allowed, Season

155	1982 (9 games)
157	1973
175	1977
186	1972, 1975
195	1970

#### Most Pass Completions Allowed, Season

408	2022
406	2018
403	2002
401	2021
358	2000

#### Fewest Pass Completions Allowed, Game

1	vs. San Diego	Sept. 20, 1998
2	vs. Denver	Nov. 13, 2011
3	vs. Houston	Oct. 22, 1967
3	at N.Y. Jets	Nov. 7, 1971
3	vs. Oakland	Dec. 8, 1974

#### Most Pass Completions Allowed, Game

39	at New England	Sept. 22, 2002
39	at Pittsburgh	Sept. 16, 2018
39	at Tampa Bay	Oct. 2, 2022
37	vs. San Diego	Dec. 22, 1985
37	vs. San Diego	Oct. 19, 1986
37	vs. New Orleans	Oct. 23, 2016
37	vs. Carolina	Nov. 8, 2020

### PASSING YARDS

#### Fewest Net Passing Yards Allowed, Season

1,619	1973
1,667	1982 (9 games)
2,010	1970
2,022	1977

# REGULAR TEAM DEFENSIVE

2,072 1969

## Most Net Passing Yards Allowed, Season

4,374 2018  
4,273 2021  
4,203 2004  
4,181 2002  
3,962 2013

## Fewest Net Passing Yards Allowed, Game

-19 vs. San Diego Sept. 20, 1998  
9 vs. N.Y. Jets Nov. 7, 1971  
12 vs. Oakland Dec. 8, 1974  
17 vs. Cincinnati Oct. 13, 1968  
24 at Houston Oct. 9, 1988

## Most Net Passing Yards Allowed, Game

505 vs. Houston Dec. 16, 1990  
472 vs. Indianapolis Oct. 31, 2004  
469 at Oakland Nov. 3, 1968  
459 at Denver Nov. 18, 1974  
442 at Pittsburgh Sept. 16, 2018

## Fewest Individual 300-Yard Games Allowed, Season

0 1962, 1966, 1970, 1971, 1972, 1973, 1977, 1978, 1988, 1997, 2000, 2010, 2014, 2023

## Most Individual 300-Yard Games Allowed, Season

8 2002

## PASSING TOUCHDOWNS

### Fewest Passing Touchdowns Allowed, Season

10 1969  
11 1971, 1973  
12 1982 (9 games), 1988

### Most Passing Touchdowns Allowed, Season

33 2022  
32 2004  
30 2018  
29 2012, 2020

### Most Passing Touchdowns Allowed, Game

5 at Houston Oct. 24, 1965  
5 vs. Indianapolis Oct. 31, 2004  
5 at Denver Nov. 14, 2010  
5 vs. Denver Dec. 1, 2013  
5 at Green Bay Sept. 28, 2015  
5 at Pittsburgh Oct. 2, 2016  
5 at Houston Oct. 8, 2017  
4 20 times; Last at Denver Dec. 11, 2022

## SACKS

### Seasons Leading League in Sacks

4 1960, 1965, 1969, 1990

### Most Sacks, Season

60.0 1990  
57.0 2023  
55.0 2022  
54.0 1997  
52.0 2018

### Fewest Sacks, Season

\*10.0 2008  
15.0 1982 (9 games)  
22.0 1976, 2009  
23.0 1988  
\*NFL RECORD

### Most Sacks, Game

11.0 vs. Cleveland Sept. 30, 1984  
10.0 vs. Oakland Sept. 6, 1998  
9.0 at Buffalo Nov. 2, 1969  
9.0 vs. Seattle Nov. 11, 1990  
9.0 vs. Oakland Oct. 13, 2013  
9.0 at Denver Oct. 17, 2019

### Most Opponents Yards Lost Attempting to Pass, Season

439 1968  
421 1990  
419 1969  
391 1992  
388 2022

### Fewest Opponents Yards Lost Attempting to Pass, Season

62 2008

120 1982 (9 games)  
137 2009  
157 1988  
161 2012

## INTERCEPTIONS BY

### Most Consecutive Seasons Leading League in Interceptions

5 1966-70

### Most Passes Intercepted By, Season

37 1968  
33 1966  
32 1960, 1962, 1969

### Fewest Passes Intercepted By, Season

6 2014  
7 2012  
8 2023  
11 1987, 2022

### Most Passes Intercepted By, Game

7 at San Diego Dec. 8, 1968  
6 8 times; Last vs. New York Jets Sept. 25, 2015

### Most Consecutive Games, One or More Interceptions By

23 1967-69  
18 1966-67  
16 1982-83  
15 1985-86  
13 1980-81

## INTERCEPTION RETURNS

### Most Yards Returning Interceptions, Season

596 1969  
578 1967  
567 1986  
531 1974  
488 2013

### Fewest Yards Returning Interceptions, Season

69 2023  
95 2014  
119 2012  
124 2006  
133 1989

### Most Yards Returning Interceptions, Game

188 vs. N.Y. Titans Dec. 17, 1961  
168 at San Diego Dec. 8, 1968  
162 at Oakland Dec. 6, 2015  
142 vs. L.A. Raiders Oct. 28, 1991  
136 vs. Seattle Dec. 11, 1977

### Most Touchdowns Returning Interceptions, Season

6 1992  
5 1972, 1974, 1999, 2013  
4 1960, 1967, 1986, 1997, 2015, 2016

### Most Touchdowns Returning Interceptions, Game

2 vs. N.Y. Titans Dec. 17, 1961  
2 vs. Boston Oct. 3, 1965  
2 at Denver Oct. 1, 1972  
2 vs. Denver Dec. 3, 1972  
2 vs. N.Y. Jets Sept. 15, 1974  
2 at Denver Dec. 19, 1982  
2 vs. San Diego Oct. 19, 1986  
2 vs. Denver Dec. 27, 1992  
2 at Baltimore Oct. 21, 1999  
2 at Denver Jan. 3, 2010  
2 at Oakland Oct. 23, 2011

### Most Touchdowns Returning Interceptions, Both Teams, Game

\*4 Kansas City (0) at Seattle (4) Nov. 4, 1984  
3 Kansas City (2) vs. San Diego (1) Oct. 19, 1986  
\*NFL RECORD

## OPPONENTS INTERCEPTIONS

### Most Yards, Interception Returns Opponents, Season

683 1984

### Most Yards Interception Returns, Opponent, Game

\*325 at Seattle Nov. 4, 1984  
\*NFL RECORD



# REGULAR TEAM DEFENSIVE

## Most Touchdowns Returning Interceptions Opponents, Season

7 1984

## Most Touchdowns Returning Interceptions Opponent, Game

\*4 at Seattle

Nov. 4, 1984

\*NFL RECORD

## PUNTING

### Most Opponents Punts, Season

102 1995  
98 1999  
91 1984  
89 2010  
88 1979

### Fewest Opponents Punts, Season

37 1982 (9 games)  
50 2008  
52 2018, 2021  
56 1987

### Lowest Opponents Average Distance, Season

37.0 1986 (83-3,067)  
37.3 1960 (78-2,911)  
37.4 1990 (72-2,692)  
38.8 1979 (88-3,412)  
38.9 1981 (80-3,109)

### Highest Opponents Average Distance, Season

48.1 2021 (52-2,502)  
47.6 2011 (68-3,240)  
47.6 2022 (83-3,951)  
47.4 2014 (78-3,700)  
46.8 2012 (74-3,466)

### Most Opponents Punts Blocked, Season

6 1990  
3 1963, 1966, 1982, 1986

### Most Opponents Punts Blocked, Game

3 vs. Denver Dec. 8, 1963  
2 at Seattle Sept. 30, 1979  
2 vs. Cleveland Sept. 30, 1990

## PUNT RETURNS

### Fewest Opponents Punt Returns, Season

15 2020  
17 2018, 2021  
19 2019  
20 1961, 2023  
22 1982, 2022

### Most Opponents Punt Returns, Season

60 1984  
55 1974  
54 1983  
52 1986  
51 1970

### Most Opponents Punt Returns, Game

9 vs. Baltimore Spet. 2, 1979  
8 vs. Denver Oct. 6, 1974  
8 at Cincinnati Nov. 24, 1974

### Fewest Punt Return Yards Allowed, Season

84 2021  
89 2019  
97 2018  
119 2020  
157 1960, 2016

### Most Punt Return Yards Allowed, Season

703 1977  
634 1974  
572 1986  
559 1983, 2000

### Most Punt Return Yards Allowed, Game

151 at San Diego Sept. 26, 1965

### Lowest Punt Return Average Allowed, Season

4.68 2019 (19-89)  
4.94 2021 (17-84)

5.23 2016 (30-157)

5.71 2018 (17-97)

5.81 1960 (27-157)

### Highest Punt Returns Average Allowed, Season

15.36 1982 (22-338) (9 games)  
14.06 1977 (50-703)  
13.97 1975 (36-503)  
13.83 1965 (29-401)  
13.41 2012 (27-362)

### Most Punt Returns Touchdowns Allowed, Season

2 1965, 1982, 1990, 2004, 2012

## KICKOFF RETURNS

### Fewest Opponents Kickoff Returns, Season

11 2023  
23 2020  
25 2011, 2017  
27 2012

### Most Opponents Kickoff Returns, Season

88 2002  
87 2003  
85 2004  
84 1966  
83 2005

### Fewest Kickoff Return Yards Allowed, Season

311 2023  
486 2017  
549 2020  
605 2011  
658 2021

### Most Kickoff Return Yards Allowed, Season

2,053 2005  
2,045 1966  
2,043 2003  
1,908 2004  
1,880 2002

### Most Kickoff Return Yards Allowed, Game

289 at Denver Sept. 7, 1963  
278 at Houston Nov. 20, 2005  
278 vs. Cleveland Dec. 20, 2009  
267 vs. St. Louis Oct. 22, 2000  
254 vs. Tampa Bay Nov. 2, 2008

### Lowest Kickoff Return Average Allowed, Season

17.17 1990 (81-1,391)  
18.00 1986 (71-1,278)  
18.80 1992 (64-1,203)  
18.90 1982 (42-794)  
19.06 1981 (68-1,296)

### Highest Kickoff Return Average Allowed, Season

28.27 2023 (11-311)  
25.78 1973 (40-1,031)  
25.56 2012 (27-690)  
25.17 1972 (43-1,083)  
25.07 1970 (45-1,128)

### Most Kickoff Return Touchdowns Allowed, Season

2 1988, 1989, 2009

## BLOCKED FIELD GOALS

### Most Blocked Field Goals, Season

6 1960  
5 1966  
4 1962, 1965, 1973  
3 1963, 1967, 1996  
2 1982 (9 games), 1986, 1992, 1993, 2003

### Most Blocked Field Goals, Game

3 at San Diego Oct. 15, 1967  
2 vs. Buffalo Dec. 18, 1960  
2 at Oakland Nov. 3, 1963  
2 at Oakland Sept. 18, 1966  
2 at San Diego Oct. 15, 1967  
2 at Green Bay Oct. 4, 1973  
2 at San Diego Oct. 17, 1993  
2 at San Diego Nov. 30, 2003

# REGULAR TEAM DEFENSIVE

## FUMBLES

### Fewest Opponents Fumbles, Season

16 1971, 2020, 2022  
17 2014  
18 1984, 2011

### Fewest Opponents Fumbles Recovered, Season

6 1971, 2011, 2012, 2020  
7 2015, 2019

### Most Opponents Fumbles, Season

42 1981  
40 1975  
39 1977  
38 1990  
36 1994, 1998

### Most Opponents Fumbles Recovered, Season

26 1994  
25 1990  
23 1977  
22 1975  
21 1981, 1983

## TURNOVERS

### Fewest Opponents Turnovers, Season

13 2012  
14 2014

17 2023  
20 2022  
21 2004

### Most Opponents Turnovers, Season

51 1983  
49 1967, 1968, 1986  
48 1960, 1962

### Most Opponents Turnovers, Game

9 vs. Houston Oct. 28, 1962  
9 vs. Houston Oct. 12, 1969  
9 vs. St. Louis Oct. 2, 1983  
8 at Cleveland Oct. 8, 1972  
8 at Oakland Oct. 5, 1980  
8 vs. N.Y. Jets Sept. 25, 2016

### Best Turnover Ratio, Season

26 1990 (45 takes/19 gives)  
22 1967 (49 takes/27 gives)  
22 1968 (49 takes/27 gives)  
21 1999 (45 takes/24 gives)  
18 1992 (39 takes/21 gives)  
18 2013 (36 takes/18 gives)

### Worst Turnover Ratio, Season

-24 2012 (13 takes/37 gives)  
-13 1987 (28 takes/41 gives)  
-11 2007 (22 takes/33 gives)  
-11 2023 (17 takes/28 gives)  
-8 1989 (33 takes/41 gives)

# REGULAR OPPONENT INDIVIDUAL

## SINGLE GAME

### PASSING

#### Pass Attempts (All 50+)

61	Blake Bortles, Jacksonville	Oct. 7, 2018
60	Ben Roethlisberger, Pittsburgh	Sept. 16, 2018
58	Mark Hermann, San Diego	Dec. 22, 1985
56	Kyle Orton, Denver	Jan. 3, 2010
56	Derek Carr, Oakland	Dec. 14, 2014
55	Rich Gannon, Oakland	Oct. 27, 2002
54	Steve DeBerg, Tampa Bay	Oct. 28, 1984
54	Tom Brady, New England	Sept. 22, 2002
52	Jim Plunkett, Oakland	Oct. 5, 1980
52	Derek Carr, Oakland	Oct. 19, 2017
52	Philip Rivers, L.A. Chargers	Nov. 18, 2019
52	Tom Brady, Tampa Bay	Oct. 2, 2022
51	Philip Rivers, L.A. Chargers	Sept. 9, 2018
50	Brian Griese, Denver	Oct. 20, 2002

#### Pass Completions (All 32+)

39	Tom Brady, New England	Sept. 22, 2002
39	Ben Roethlisberger, Pittsburgh	Sept. 16, 2018
39	Tom Brady, Tampa Bay	Oct. 2, 2022
37	Mark Hermann, San Diego	Dec. 22, 1985
37	Drew Brees, New Orleans	Oct. 23, 2016
36	Teddy Bridgewater, Carolina	Nov. 8, 2020
35	Rich Gannon, Oakland	Oct. 27, 2002
34	Jim Plunkett, Oakland	Sept. 12, 1985
34	Philip Rivers, San Diego	Dec. 14, 2008
34	Philip Rivers, L.A. Chargers	Sept. 9, 2018
33	Drew Bledsoe, New England	Dec. 4, 2000
33	Donovan McNabb, Philadelphia	Oct. 2, 2005
33	Blake Bortles, Jacksonville	Oct. 7, 2018
33	Derek Carr, Las Vegas	Dec. 12, 2021
33	Justin Herbert, L.A. Chargers	Sept. 15, 2022
32	Jay Cutler, Denver	Dec. 7, 2008
32	Ben Roethlisberger, Pittsburgh	Nov. 22, 2009
32	Kyle Orton, Denver	Jan. 3, 2010
32	Jalen Hurts, Philadelphia	Oct. 3, 2021

#### Passing Yards (All 400+)

527	Warren Moon, Houston	Dec. 16, 1990
472	Peyton Manning, Indianapolis	Oct. 31, 2004
452	Ben Roethlisberger, Pittsburgh	Sept. 16, 2018
446	Joe Burrow, Cincinnati	Jan. 2, 2022
445	Charley Johnson, Denver	Nov. 18, 1974
431	Kyle Orton, Denver	Jan. 3, 2010
430	Blake Bortles, Jacksonville	Oct. 7, 2018
426	Billy Volek, Tennessee	Dec. 13, 2004
424	Philip Rivers, L.A. Chargers	Sept. 9, 2018
417	Derek Carr, Oakland	Oct. 19, 2017
413	Pete Beathard, Houston	Sept. 9, 1968
413	Jared Goff, L.A. Rams	Nov. 19, 2018
410	Tom Brady, New England	Sept. 22, 2002
403	Peyton Manning, Denver	Dec. 1, 2013
400	John Elway, Denver	Dec. 6, 1998

#### Touchdown Passes

5	George Blanda, Houston	Oct. 24, 1965
5	Peyton Manning, Indianapolis	Oct. 31, 2004
5	Peyton Manning, Denver	Dec. 1, 2013
5	Aaron Rodgers, Green Bay	Sept. 28, 2015
5	Ben Roethlisberger, Pittsburgh	Oct. 2, 2016
5	Deshaun Watson, Houston	Oct. 8, 2017

#### Interceptions Thrown

6	George Blanda, Houston	Oct. 28, 1962
6	John Hadl, San Diego	Dec. 8, 1968
6	Ryan Fitzpatrick, N.Y. Jets	Sept. 25, 2016
5	John Hadl, San Diego	Dec. 16, 1962
5	Babe Parilli, Boston	Dec. 14, 1963
5	George Blanda, Houston	Oct. 4, 1964
5	Pete Beathard, Houston	Oct. 12, 1969
5	Marty Domres, San Diego	Nov. 9, 1969
5	Alan Pastrana, Denver	Dec. 6, 1970
5	James Harris, San Diego	Nov. 26, 1978
5	Jim Plunkett, Oakland	Oct. 5, 1980
5	Jim Zorn, Seattle	Nov. 9, 1980
5	Dave Krieg, Seattle	Dec. 9, 1984
5	John Elway, Denver	Dec. 14, 1985

#### Long Pass (All 80+)

90	N. Johnson to R. Upchurch, Denver	Sept. 21, 1975
89	J. Kemp to E. Dubenion, Buffalo	Oct. 13, 1963
87	S. McNair to M. Clayton, Baltimore	Dec. 10, 2006
87	M. Hasselbeck to B. Obomanu, SEA	Nov. 28, 2010
82	J. Lee to A. Denson, Denver	Nov. 1, 1964
82	D. Lamonica to F. Biletznikoff, Oakland	Nov. 3, 1968
82	B. Griese to S. Sharpe, Denver	Oct. 20, 2002
80	J. Lee to B. Groman	Oct. 22, 1961
80	S. Wyche to B. Trumpy	Sept. 28, 1969

### RECEIVING

#### Pass Receptions

16	Troy Brown, New England	Sept. 22, 2002
14	Kellen Winslow, San Diego	Dec. 11, 1983
14	Jabar Gaffney, Denver	Jan. 3, 2010
13	Joe Washington, Baltimore	Sept. 2, 1979
13	Terrance Mathis, Atlanta	Sept. 18, 1994
13	Tim Brown, Oakland	Oct. 27, 2002
13	Steven Jackson, St. Louis	Nov. 5, 2006
13	Hunter Renfrow, Las Vegas	Dec. 12, 2021

#### Receiving Yards (All 200+)

266	Ja'Marr Chase, Cincinnati	Jan. 2, 2022
250	Miles Austin, Dallas	Oct. 11, 2009
245	Haywood Jeffires, Houston	Dec. 16, 1990
233	Drew Bennett, Tennessee	Dec. 13, 2004
232	Lance Alworth, San Diego	Oct. 20, 1963
214	Shannon Sharpe, Denver	Oct. 20, 2002
213	Jabar Gaffney, Denver	Jan. 3, 2010
210	Amari Cooper, Oakland	Oct. 19, 2017
203	Don Maynard, N.Y. Jets	Sept. 15, 1968

#### Touchdown Receptions

4	Eric Decker, Denver	Dec. 1, 2013
3	Bob Chandler, Buffalo	Oct. 3, 1976
3	Kellen Winslow, San Diego	Dec. 11, 1983
3	Shannon Sharpe, Denver	Dec. 12, 1993
3	Marvin Harrison, Indianapolis	Dec. 15, 1996
3	Drew Bennett, Tennessee	Dec. 13, 2004
3	Antonio Gates, San Diego	Oct. 30, 2005
3	Randall Cobb, Green Bay	Sept. 28, 2015
3	DeAndre Hopkins, Houston	Oct. 8, 2017
3	Ja'Marr Chase, Cincinnati	Jan. 2, 2022
3	Jerry Jeudy, Denver	Dec. 11, 2022

### RUSHING

#### Rushing Attempts

39	O.J. Simpson, Buffalo	Oct. 29, 1973
39	Ricky Bell, Tampa Bay	Dec. 16, 1979
39	Marion Butts, San Diego	Dec. 17, 1989
38	Earl Campbell, Houston	Oct. 12, 1980
36	Joe Cribbs, Buffalo	Dec. 4, 1983
35	Jerome Bettis, L.A. Rams	Sept. 25, 1994

#### Rushing Yards (All 200+)

286	Jerome Harrison, Cleveland	Dec. 20, 2009
220	Tiki Barber, N.Y. Giants	Dec. 17, 2005
218	Clinton Portis, Denver	Dec. 7, 2003
217	Gary Anderson, San Diego	Dec. 18, 1988
214	Greg Pruitt, Cleveland	Dec. 14, 1975
207	Curt Warner, Seattle	Nov. 27, 1983 (OT)

#### Rushing Touchdowns

5	Clinton Portis, Denver	Dec. 7, 2003
3	Jon Keyworth, Denver	Nov. 18, 1974
3	Greg Pruitt, Cleveland	Dec. 14, 1975
3	Pete Banaszak, Oakland	Dec. 21, 1975
3	Walter Payton, Chicago	Nov. 13, 1977
3	Curt Warner, Seattle	Nov. 27, 1983 (OT)
3	Ronald Scott, Miami	Oct. 11, 1987
3	Marcus Allen, L.A. Raiders	Nov. 25, 1990
3	Rodney Hampton, N.Y. Giants	Dec. 19, 1992
3	Terrell Davis, Denver	Dec. 6, 1998
3	Curtis Martin, N.Y. Jets	Nov. 11, 2001
3	Clinton Portis, Denver	Dec. 15, 2002
3	Onterio Smith, Minnesota	Dec. 20, 2003
3	Michael Pittman, Tampa Bay	Nov. 7, 2004
3	Michael Turner, Atlanta	Sept. 21, 2008
3	LenDale White, Tennessee	Oct. 19, 2008
3	Jerome Harrison, Cleveland	Dec. 20, 2009
3	Jeremy Hill, Cincinnati	Oct. 4, 2015
3	Mike Gillislee, New England	Sept. 7, 2017
3	Mark Ingram, Baltimore	Sept. 22, 2019

#### Long Run (All 80+)

90	Latavius Murray, Oakland	Nov. 20, 2014
87	Paul Lowe, San Diego	Sept. 10, 1961
85	LaDainian Tomlinson, San Diego	Dec. 17, 2006
80	LenDale White, Tennessee	Oct. 19, 2008

#### Total Touchdowns

5	Clinton Portis, Denver	Dec. 7, 2003
4	Clinton Portis, Denver	Dec. 15, 2002
4	Eric Decker, Denver	Dec. 1, 2013

### DEFENSE / SPECIAL TEAMS

#### Interceptions Made

4	Deltha O'Neal, Denver	Oct. 7, 2001
3	Goose Gosoulin, Denver	Oct. 11, 1964
3	David Fulcher, Cincinnati	Oct. 1, 1989



# REGULAR OPPONENT INDIVIDUAL

## Long Interception Return (All 100+)

102	Marcus Coleman, Houston	Sept. 26, 2004
101	Tony Greene, Buffalo	Oct. 3, 1976
100	Speedy Duncan, San Diego	Oct. 15, 1967

## Long Punt Return

95	Johnny Bailey, Chicago	Dec. 29, 1990
----	------------------------	---------------

## Long Kickoff Return (All 100+)

103	Joshua Cribbs, Cleveland	Dec. 20, 2009
100	Nemiah Wilson, Denver	Oct. 8, 1966
100	Joshua Cribbs, Cleveland	Dec. 20, 2009

## Long Punt (All 80+)

83	Chris Norman, Denver	Sept. 23, 1984
82	Paul Maguire, San Diego	Nov. 5, 1961

## Long Field Goal (All 55+)

59	Matt Bryant, Atlanta	Dec. 4, 2016
57	Sebastian Janikowski, Oakland	Dec. 16, 2012
56	Sebastian Janikowski, Oakland	Sept. 14, 2008

56	Matt Prater, Denver	Sept. 28, 2008
56	Stephen Hauschka, Buffalo	Nov. 26, 2017
55	Chris Bahr, Oakland	Oct. 25, 1981
55	John Kasay, Seattle	Jan. 2, 1994
55	Kris Brown, Pittsburgh	Oct. 14, 2001
55	Nate Kaeding, San Diego	Nov. 29, 2009
55	Phil Dawson, San Francisco	Oct. 5, 2014
55	Sergio Castillo, N.Y. Jets	Nov. 1, 2020
55	Cameron Dicker, L.A. Chargers	Oct. 22, 2023

## Times Sacked (All 10.0+)

11	Paul McDonald, Cleveland	Sept. 30, 1984
10	Jeff George, Oakland	Sept. 6, 1998

## Touchdowns On Interception Returns

2	Dave Brown, Seattle	Nov. 4, 1984
---	---------------------	--------------

## Fumbles

6	Dave Krieg, Seattle	Nov. 5, 1989
6	Chad Pennington, N.Y. Jets	Sept. 11, 2005

# PLAYOFF INDIVIDUAL

## SERVICE

### Most Games Played, Career

22	Travis Kelce	2013-23
22	James Winchester	2015-23
19	Chris Jones	2016-23
19	Harrison Butker	2017-23
18	Patrick Mahomes	2017-23
16	Nick Allegretti	2019-23
15	Daniel Sorensen	2014-21
15	Derrick Nnadi	2018-23
14	Mecole Hardman	2017-23
13	Anthony Sherman	2013-20
13	Tyreek Hill	2016-21
13	Demarcus Robinson	2016-21
13	Mike Danna	2020-23
13	L'Jarius Sneed	2020-23
13	Tommy Townsend	2020-23
12	Dustin Colquitt	2005-19
12	Frank Clark	2019-22
11	Eric Fisher	2013-20
11	Andrew Wylie	2017-22
11	Anthony Hitchens	2018-21
11	Ben Niemann	2018-21
11	Charvarius Ward	2018-21
11	Blake Bell	2019-23
10	John Alt	1984-96
10	Derrick Thomas	1989-99
10	Tim Grunhard	1990-00
10	Dave Szott	1990-00
10	Marcus Kemp	2017-22
10	Mike Pennel	2019-23
10	Tereshawn Wharton	2020-23
10	Nick Bolton	2021-23
10	Noah Gray	2021-23
10	Creed Humphrey	2021-23
10	Trey Smith	2021-23

## SCORING

### Most Points, Career (All 30+)

158	Harrison Butker (19 games - 32 FGs, 62 PATs)	2017-23
114	Travis Kelce (22 games - 19 TDs)	2013-23
60	Damien Williams (5 games - 10 TDs)	2018-19
37	Nick Lowery (8 games - 8 FGs, 13 PATs)	1980-93
36	Tyreek Hill (13 games - 6 TDs)	2016-21
35	Jan Stenerud (5 games - 9 FGs, 8 PATs)	1967-79
30	Patrick Mahomes (18 games - 5 TDs)	2017-22

### Most Points, Game (All 12+)

18	Damien Williams vs. New England	Jan. 20, 2019
18	Travis Kelce vs. Houston	Jan. 12, 2020
18	Damien Williams vs. Houston	Jan. 12, 2020
14	Ryan Succop at Indianapolis	Jan. 4, 2014
14	Harrison Butker vs. Miami	Jan. 13, 2024
13	Harrison Butker vs. San Francisco	Feb. 11, 2024
12	Abner Haynes vs. Houston	Dec. 23, 1962
12	Mike Garrett at Buffalo	Jan. 1, 1967
12	Ed Podolak vs. Miami	Dec. 25, 1971
12	Dante Hall vs. Indianapolis	Jan. 11, 2004
12	Priest Holmes vs. Indianapolis	Jan. 11, 2004
12	Knile Davis at Indianapolis	Jan. 4, 2014
12	Cairo Santos at Houston	Jan. 9, 2016
12	Tyreek Hill vs. Tennessee	Jan. 19, 2020
12	Damien Williams vs. San Francisco	Feb. 2, 2020
12	Travis Kelce vs. Buffalo	Jan. 24, 2021
12	Byron Pringle vs. Pittsburgh	Jan. 16, 2022
12	Harrison Butker vs. Buffalo	Jan. 23, 2022
12	Travis Kelce vs. Jacksonville	Jan. 21, 2023
12	Travis Kelce at Buffalo	Jan. 21, 2024

### Most Touchdowns, Career

19	Travis Kelce (22 games)	2013-23
10	Damien Williams (5 games)	2018-19
6	Tyreek Hill (13 games)	2016-21
5	Patrick Mahomes (18 games)	2017-23
4	Mecole Hardman (14 games)	2019-23
4	Isiah Pacheco (7 games)	2022-23
3	Mike Garrett (6 games)	1966-70
3	Marcus Allen (6 games)	1993-97
3	Knile Davis (3 games)	2013-16
3	Byron Pringle (9 games)	2018-21
3	Marquez Valdes-Scantling (7 games)	2022-23

### Most Touchdowns, Game

3	Damien Williams vs. New England	Jan. 20, 2019
3	Travis Kelce vs. Houston	Jan. 12, 2020
3	Damien Williams vs. Houston	Jan. 12, 2020
2	Abner Haynes vs. Houston	Dec. 23, 1962
2	Mike Garrett at Buffalo	Jan. 1, 1967

2	Ed Podolak vs. Miami	Dec. 25, 1971
2	Dante Hall vs. Indianapolis	Jan. 11, 2004
2	Priest Holmes vs. Indianapolis	Jan. 11, 2004
2	Knile Davis at Indianapolis	Jan. 4, 2014
2	Tyreek Hill vs. Tennessee	Jan. 19, 2020
2	Damien Williams vs. San Francisco	Feb. 2, 2020
2	Travis Kelce vs. Buffalo	Jan. 24, 2021
2	Byron Pringle vs. Pittsburgh	Jan. 16, 2022
2	Travis Kelce vs. Jacksonville	Jan. 21, 2023
2	Travis Kelce at Buffalo	Jan. 21, 2024

### Most Points After Touchdown, Career

62	Harrison Butker (19 games - 65 Att.)	2017-23
13	Nick Lowery (8 games - 13 Att.)	1980-93
8	Jan Stenerud (5 games - 8 Att.)	1967-79
6	Ryan Succop (2 games - 6 Att.)	2009-13
6	Cairo Santos (3 games - 6 Att.)	2014-17
5	Mike Mercer (2 games - 5 Att.)	1966

### Most Points After Touchdown, Game

6	Harrison Butker vs. Houston (7 Att.)	Jan. 12, 2020
6	Harrison Butker vs. Pittsburgh (6 att.)	Jan. 16, 2022
5	Ryan Succop at Indianapolis (5 Att.)	Jan. 4, 2014
5	Harrison Butker vs. Tennessee (5 Att.)	Jan. 19, 2020
5	Harrison Butker vs. Buffalo (5 Att.)	Jan. 24, 2021
5	Harrison Butker vs. Philadelphia (5 Att.)	Feb. 12, 2023
4	Mike Mercer at Buffalo (4 Att.)	Jan. 1, 1967
4	Nick Lowery at Houston (4 Att.)	Jan. 16, 1994
4	Morten Andersen vs. Indianapolis (4 Att.)	Jan. 11, 2004
4	Harrison Butker vs. Indianapolis (4 Att.)	Jan. 12, 2019
4	Harrison Butker vs. New England (4 Att.)	Jan. 20, 2019
4	Harrison Butker vs. San Francisco (4 Att.)	Feb. 2, 2020

### Most Points After Touchdown, No Misses, Career

13	Nick Lowery (8 games)	1980-93
8	Jan Stenerud (5 games)	1967-79

### Most Field Goals Attempted, Career

36	Harrison Butker (19 games)	2017-23
17	Jan Stenerud (5 games)	1967-79
12	Nick Lowery (8 games)	1980-93

### Most Field Goals Attempted, Game

5	Jan Stenerud vs. N.Y. Jets	Dec. 20, 1969
4	Jan Stenerud vs. Miami	Dec. 25, 1971
4	Nick Lowery vs. Miami	Jan. 5, 1991
4	Harrison Butker vs. Cleveland	Jan. 17, 2021
4	Harrison Butker vs. Buffalo	Jan. 23, 2022
4	Harrison Butker vs. Miami	Jan. 13, 2024
4	Harrison Butker vs. San Francisco	Feb. 11, 2024

### Most Field Goals Made, Career

32	Harrison Butker (19 games - 36 Att.)	2017-23
9	Jan Stenerud (5 games - 17 Att.)	1967-79
8	Nick Lowery (8 games - 12 Att.)	1980-93

### Most Field Goals Made, Game

4	Harrison Butker vs. Miami	Jan. 13, 2024
4	Harrison Butker vs. San Francisco	Feb. 11, 2024
3	Jan Stenerud vs. Minnesota	Jan. 11, 1970
3	Nick Lowery at Miami	Jan. 5, 1991
3	Ryan Succop at Indianapolis	Jan. 4, 2014
3	Cairo Santos at Houston	Jan. 9, 2016
3	Harrison Butker vs. Cleveland	Jan. 17, 2021
3	Harrison Butker at Tampa Bay	Feb. 7, 2021
3	Harrison Butker vs. Buffalo	Jan. 23, 2022
3	Harrison Butker vs. Cincinnati	Jan. 29, 2023

### Longest Field Goal

57	Harrison Butker vs. San Francisco	Feb. 11, 2024
52	Harrison Butker at Tampa Bay	Feb. 7, 2021
52	Harrison Butker at Baltimore	Jan. 28, 2024
50	Harrison Butker vs. Cleveland	Jan. 17, 2021
50	Harrison Butker vs. Jacksonville	Jan. 21, 2023
50	Harrison Butker vs. Jacksonville	Jan. 21, 2023
49	Cairo Santos at Houston	Jan. 9, 2016
49	Cairo Santos at Houston	Jan. 9, 2016
49	Harrison Butker at Tampa Bay	Feb. 7, 2021
49	Harrison Butker vs. Buffalo	Jan. 23, 2022

## RUSHING

### Most Rushing Attempts, Career

118	Isiah Pacheco (7 games)	2022-23
100	Marcus Allen (6 games)	1993-97
90	Patrick Mahomes (18 games)	2017-23
81	Damien Williams (5 games)	2018-19
61	Mike Garrett (6 games)	1966-70

### Most Rushing Attempts, Game (All 20+)

33	Barry Word vs. L.A. Raiders	Dec. 28, 1991
----	-----------------------------	---------------

# PLAYOFF INDIVIDUAL

25	Damien Williams vs. Indianapolis	Jan. 12, 2019
24	Curtis McClinton vs. Houston	Dec. 23, 1962
24	Priest Holmes vs. Indianapolis	Jan. 11, 2004
24	Isiah Pacheco vs. Miami	Jan. 13, 2024
24	Isiah Pacheco at Baltimore	Jan. 28, 2024
22	Wendell Hayes vs. Miami	Dec. 25, 1971
21	Marcus Allen vs. Pittsburgh	Jan. 8, 1994
21	Marcus Allen vs. Indianapolis	Jan. 7, 1996

## Most Rushing Yards, Career (All 200+)

524	Patrick Mahomes (18 games)	2017-23
510	Isiah Pacheco (7 games)	2022-23
386	Marcus Allen (6 games)	1993-97
355	Damien Williams (5 games)	2018-19
220	Clyde Edwards-Helaire (8 games)	2020-23
210	Jerick McKinnon (7 games)	2021-23
208	Wendell Hayes (5 games)	1968-74

## Most Rushing Yards Gained, Game (All 100+)

176	Priest Holmes vs. Indianapolis	Jan. 11, 2004
130	Barry Word vs. L.A. Raiders	Dec. 28, 1991
129	Damien Williams vs. Indianapolis	Jan. 12, 2019
104	Damien Williams vs. San Francisco	Feb. 2, 2020
100	Wendell Hayes vs. Miami	Dec. 25, 1971

## Most Games, 100 or More Rushing Yards, Career

2	Damien Williams (5 games)	2018-19
1	Wendell Hayes (5 games)	1968-74
1	Barry Word (4 games)	1990-92
1	Priest Holmes (1 game)	2001-07

## Longest Run From Scrimmage

50	Mecole Hardman vs. Buffalo	Jan. 24, 2021
48	Priest Holmes vs. Indianapolis	Jan. 11, 2004
41	Jamaal Charles vs. Baltimore	Jan. 9, 2011
39	Isiah Pacheco vs. Jacksonville	Jan. 21, 2023
38	Damien Williams vs. San Francisco	Feb. 2, 2020

## Most Rushing Touchdowns, Career

6	Damien Williams (5 games)	2018-19
5	Patrick Mahomes (18 games)	2017-23
4	Isiah Pacheco (7 games)	2022-23
3	Mike Garrett (6 games)	1966-70
3	Marcus Allen (6 games)	1993-97

## Most Rushing Touchdowns, Game

2	Mike Garrett at Buffalo	Jan. 1, 1967
2	Priest Holmes vs. Indianapolis	Jan. 11, 2004
2	Damien Williams vs. Houston	Jan. 12, 2020

## PASSING

### Most Passes Attempted, Career

672	Patrick Mahomes (18 games)	2017-23
188	Len Dawson (8 games)	1962-75
185	Alex Smith (5 games)	2013-17
141	Joe Montana (4 games)	1993-94
64	Dave Krieg (4 games)	1992-93

### Most Passes Attempted, Game (All 40+)

50	Alex Smith at New England	Jan. 16, 2016
49	Patrick Mahomes at Tampa Bay	Feb. 7, 2021
46	Alex Smith at Indianapolis	Jan. 4, 2014
46	Patrick Mahomes vs. San Francisco	Feb. 11, 2024
44	Patrick Mahomes vs. Buffalo	Jan. 23, 2022
43	Joe Montana vs. Pittsburgh	Jan. 8, 1994
43	Patrick Mahomes vs. Cincinnati	Jan. 29, 2023
42	Patrick Mahomes vs. San Francisco	Feb. 2, 2020
41	Patrick Mahomes vs. Indianapolis	Jan. 12, 2019
41	Patrick Mahomes vs. Miami	Jan. 13, 2024

### Most Passes Completed, Career

456	Patrick Mahomes (18 games)	2017-23
120	Alex Smith (5 games)	2013-17
107	Len Dawson (8 games)	1962-75
85	Joe Montana (4 games)	1993-94
33	Dave Krieg (4 games)	1992-93

### Most Passes Completed, Game

34	Patrick Mahomes vs. San Francisco	Feb. 11, 2024
33	Patrick Mahomes vs. Buffalo	Jan. 23, 2022
30	Alex Smith at Indianapolis	Jan. 4, 2014
30	Patrick Mahomes vs. Pittsburgh	Jan. 16, 2022
30	Patrick Mahomes at Baltimore	Jan. 28, 2024

### Highest Completion Percentage, Career (100 attempts)

67.9	Patrick Mahomes (18 games: 672-456)	2017-23
64.9	Alex Smith (5 games: 185-120)	2013-17
60.3	Joe Montana (4 games: 141-85)	1993-94
56.9	Len Dawson (8 games: 188-107)	1962-75

### Highest Completion Percentage, Game (15 completions)

77.8	Patrick Mahomes vs. Philadelphia (27-21)	Feb. 12, 2023
77.3	Alex Smith at Houston (22-17)	Jan. 9, 2016
76.9	Patrick Mahomes vs. Pittsburgh (39-30)	Jan. 16, 2022
76.9	Patrick Mahomes at Baltimore (39-30)	Jan. 28, 2024
76.3	Patrick Mahomes vs. Buffalo (38-29)	Jan. 24, 2021
75.0	Patrick Mahomes vs. Buffalo (44-33)	Jan. 23, 2022

### Most Passing Yards, Career

5,135	Patrick Mahomes (18 games)	2017-23
1,497	Len Dawson (8 games)	1962-75
1,250	Alex Smith (5 games)	2013-17
1,014	Joe Montana (4 games)	1993-94
454	Dave Krieg (4 games)	1992-93

### Most Passing Yards, Game (All 300+)

404	Patrick Mahomes vs. Pittsburgh	Jan. 16, 2022
378	Alex Smith at Indianapolis	Jan. 4, 2014
378	Patrick Mahomes vs. Buffalo	Jan. 23, 2022
333	Patrick Mahomes vs. San Francisco	Feb. 11, 2024
326	Patrick Mahomes vs. Cincinnati	Jan. 29, 2023
325	Patrick Mahomes vs. Buffalo	Jan. 24, 2021
321	Patrick Mahomes vs. Houston	Jan. 12, 2020
314	Joe Montana at Miami	Dec. 31, 1994

### Longest Pass Completion

79	Alex Smith at Indianapolis (to Donnie Avery)	Jan. 4, 2014
71	Patrick Mahomes vs. Buffalo (to Tyreek Hill)	Jan. 24, 2021
64	Patrick Mahomes vs. Buffalo (to Tyreek Hill)	Jan. 23, 2022
63	Len Dawson vs. Miami (to Elmo Wright)	Dec. 25, 1971
63	Alex Smith at Indianapolis (to Dwayne Bowe)	Jan. 4, 2014
61	Len Dawson at N.Y. Jets (to Otis Taylor)	Dec. 20, 1969
60	Patrick Mahomes vs. Tennessee (to Sammy Watkins)	Jan. 19, 2020

### Most Touchdown Passes, Career

41	Patrick Mahomes (18 games)	2017-23
9	Alex Smith (5 games)	2013-17
7	Len Dawson (8 games)	1962-75
6	Joe Montana (4 games)	1993-94
2	Steve DeBerg (3 games)	1988-91
2	Trent Green (2 games)	2001-06

### Most Touchdown Passes, Game

5	Patrick Mahomes vs. Houston	Jan. 12, 2020
5	Patrick Mahomes vs. Pittsburgh	Jan. 16, 2022
4	Alex Smith at Indianapolis	Jan. 4, 2014
3	Joe Montana at Houston	Jan. 16, 1994
3	Patrick Mahomes vs. New England	Jan. 20, 2019
3	Patrick Mahomes vs. Tennessee	Jan. 19, 2020
3	Patrick Mahomes vs. Buffalo	Jan. 24, 2021
3	Patrick Mahomes vs. Buffalo	Jan. 23, 2022
3	Patrick Mahomes vs. Cincinnati	Jan. 30, 2022
3	Patrick Mahomes vs. Philadelphia	Feb. 12, 2023

### Most Passes Had Intercepted, Career

8	Len Dawson (8 games)	1962-75
8	Patrick Mahomes (18 games)	2017-23
4	Mark Vlasic (1 game)	1991-92
4	Joe Montana (4 games)	1993-94

### Most Passes Had Intercepted, Game

4	Len Dawson at Oakland	Dec. 22, 1968
4	Mark Vlasic at Buffalo	Jan. 5, 1992

### Highest Passer Rating, Career (Min. 150 att.)

105.8	Patrick Mahomes	2017-23
96.0	Alex Smith	2013-17
77.4	Len Dawson	1962-75

### Highest Passer Rating, Game (Min. 20 att.)

138.2	Patrick Mahomes vs. Pittsburgh	Jan. 16, 2022
134.6	Patrick Mahomes vs. Houston	Jan. 12, 2020
131.8	Patrick Mahomes vs. Philadelphia	Feb. 12, 2023
131.6	Patrick Mahomes at Buffalo	Jan. 21, 2024
127.6	Patrick Mahomes vs. Buffalo	Jan. 24, 2021
124.8	Len Dawson at Buffalo	Jan. 1, 1967

## PASS RECEIVING

### Most Pass Receptions, Career

165*	Travis Kelce (22 games)	2013-23
84	Tyreek Hill (13 games)	2016-21

# PLAYOFF INDIVIDUAL

27	Otis Taylor (7 games)	1965-75
27	J.J. Birden (8 games)	1990-94
27	Mecole Hardman (14 games)	2019-23

\*NFL RECORD

## Most Pass Receptions, Game

14	Travis Kelce vs. Jacksonville	Jan. 21, 2023
13	Travis Kelce vs. Buffalo	Jan. 24, 2021
11	Tyreek Hill vs. Buffalo	Jan. 23, 2022
11	Travis Kelce at Baltimore	Jan. 28, 2024
10	Travis Kelce vs. Houston	Jan. 12, 2020
10	Travis Kelce at Tampa Bay	Feb. 7, 2021
10	Travis Kelce vs. Cincinnati	Jan. 30, 2022

## Most Receiving Yards, Career

1,903	Travis Kelce (22 games)	2013-23
1,081	Tyreek Hill (13 games)	2016-21
481	Otis Taylor (7 games)	1965-75
477	Sammy Watkins (6 games)	2018-20
363	J.J. Birden (8 games)	1990-94

## Most Receiving Yards, Game (All 100+)

172	Tyreek Hill vs. Buffalo	Jan. 24, 2021
150	Dwayne Bowe at Indianapolis	Jan. 4, 2014
150	Tyreek Hill vs. Buffalo	Jan. 23, 2022
142	Stephone Paige at Miami	Jan. 5, 1991
134	Travis Kelce vs. Houston	Jan. 12, 2020
133	Travis Kelce at Tampa Bay	Feb. 7, 2021
130	Rashee Rice vs. Miami	Jan. 13, 2024
128	Travis Kelce at Houston	Jan. 9, 2016
118	Travis Kelce vs. Buffalo	Jan. 24, 2021
117	Otis Taylor at Oakland	Dec. 22, 1968
116	Marquez Valdes-Scantling vs. Cincinnati	Jan. 29, 2023
116	Travis Kelce at Baltimore	Jan. 28, 2024
114	Sammy Watkins vs. New England	Jan. 20, 2019
114	Sammy Watkins vs. Tennessee	Jan. 19, 2020
110	Ed Podolak vs. Miami	Dec. 25, 1971
110	Andre Rison vs. Denver	Jan. 4, 1998
110	Tyreek Hill vs. Cleveland	Jan. 17, 2021
109	Travis Kelce vs. Cleveland	Jan. 17, 2021
108	Travis Kelce vs. Indianapolis	Jan. 12, 2019
108	Travis Kelce vs. Pittsburgh	Jan. 16, 2022
105	Tyreek Hill vs. San Francisco	Feb. 2, 2020
104	Elmo Wright vs. Miami	Dec. 25, 1971
103	Kimble Anders at Miami	Dec. 31, 1994

## Most Games, 100 or More Receiving Yards, Career

8	Travis Kelce (22 games)	2013-23
4	Tyreek Hill (13 games)	2016-21
2	Sammy Watkins (6 games)	2018-20
1	By nine players; Last, Rashee Rice vs. Miami Dolphins	Jan. 13, 2023

## Longest Pass Reception

79	Donnie Avery at Indianapolis (from Alex Smith)	Jan. 4, 2014
71	Tyreek Hill vs. Buffalo (from Patrick Mahomes)	Jan. 24, 2021
64	Tyreek Hill vs. Buffalo (from Patrick Mahomes)	Jan. 23, 2022
63	Elmo Wright vs. Miami (from Len Dawson)	Dec. 25, 1971
63	Dwayne Bowe at Indianapolis (from Alex Smith)	Jan. 4, 2014
61	Otis Taylor at N.Y. Jets (from Len Dawson)	Dec. 20, 1969
60	Sammy Watkins vs. Tennessee (from Patrick Mahomes)	Jan. 19, 2020

## Most Receiving Touchdowns, Career

19	Travis Kelce (22 games)	2013-23
5	Tyreek Hill (13 games)	2016-21
4	Damien Williams (5 games)	2018-19
3	Byron Pringle (8 games)	2018-21
3	Mecole Hardman (14 games)	2019-23
3	Marquez Valdes-Scantling (7 games)	2022-23

## Most Receiving Touchdowns, Game

3	Travis Kelce vs. Houston	Jan. 12, 2020
2	Damien Williams vs. New England	Jan. 20, 2019
2	Tyreek Hill vs. Tennessee	Jan. 19, 2020
2	Byron Pringle vs. Pittsburgh	Jan. 16, 2022
2	Travis Kelce vs. Jacksonville	Jan. 21, 2023
2	Travis Kelce at Buffalo	Jan. 21, 2024

## COMBINED NET YARDS

### Most Attempts, Career

167	Travis Kelce (22 games)	2013-23
136	Isiah Pacheco (7 games)	2022-23
115	Marcus Allen (6 games)	1993-97
102	Damien Williams (5 games)	2018-19

96	Tyreek Hill (13 games)	2016-21
----	------------------------	---------

### Most Attempts, Game

34	Barry Word vs. L.A. Raiders	Dec. 28, 1991
30	Damien Williams vs. Indianapolis	Jan. 12, 2019
29	Priest Holmes vs. Indianapolis	Jan. 11, 2004
28	Isiah Pacheco at Baltimore	Jan. 28, 2024
25	By five players; Last: Isiah Pacheco vs Miami	Jan. 13, 2024

### Most Net Yards, Career

1,910	Travis Kelce (22 games)	2013-23
1,172	Tyreek Hill (13 games)	2016-21
635	Isiah Pacheco (67 games)	2022-23
541	Marcus Allen (6 games)	1993-97
540	Damien Williams (5 games)	2018-19

### Most Net Yards, Game (All 150+)

*350	Ed Podolak vs. Miami	Dec. 25, 1971
227	Dante Hall vs. Indianapolis	Jan. 11, 2004
208	Priest Holmes vs. Indianapolis	Jan. 11, 2004
193	Tyreek Hill vs. Buffalo	Jan. 23, 2022
187	Quintin Demps at Indianapolis	Jan. 4, 2014
172	Tyreek Hill vs. Buffalo	Jan. 24, 2021
162	Mecole Hardman vs. Houston	Jan. 12, 2020
154	Damien Williams vs. Indianapolis	Jan. 12, 2019
150	Dwayne Bowe at Indianapolis	Jan. 4, 2014

\*NFL RECORD

## PUNTING

### Most Punts, Career

43	Dustin Colquitt (12 games)	2005-19
39	Jerrel Wilson (7 games)	1963-77
39	Tommy Townsend (13 games)	2020-23
38	Bryan Barker (7 games)	1990-93
11	Louie Aguiar (3 games)	1994-98

### Most Punts, Game

8	Jerrel Wilson at Oakland	Jan. 4, 1970
8	Bryan Barker at San Diego	Jan. 2, 1993
7	Jerrel Wilson at Green Bay	Jan. 15, 1967
7	Bryan Barker at Buffalo	Jan. 5, 1992

### Longest Punt

66	Dustin Colquitt at Indianapolis	Jan. 6, 2007
62	Louie Aguiar vs. Denver	Jan. 4, 1998
62	Tommy Townsend vs. San Francisco	Feb. 11, 2024
61	Jerrel Wilson vs. Green Bay	Jan. 15, 1967
60	Tommy Townsend vs. Jacksonville	Jan. 21, 2023

### Highest Punting Average, Career (20 punts)

45.1	Dustin Colquitt (12 games: 1,938-43)	2005-19
44.9	Tommy Townsend (13 games: 1,753-39)	2020-23
43.4	Jerrel Wilson (7 games: 1,693-39)	1963-77
42.4	Bryan Barker (7 games: 1,613-38)	1990-93

### Highest Punting Average, Game (4 punts)

52.3	Dustin Colquitt at Indianapolis (314-6)	Jan. 6, 2007
52.3	Tommy Townsend vs. Cincinnati (209-4)	Jan. 30, 2022
50.8	Tommy Townsend vs. San Francisco (254-5)	Feb. 11, 2024
50.8	Tommy Townsend vs. Jacksonville (203-4)	Jan. 21, 2023
50.0	Dustin Colquitt vs. Tennessee (250-5)	Jan. 6, 2018

## PUNT RETURNS

### Most Punt Returns, Career

12	Tyreek Hill (13 games)	2016-21
11	Mike Garrett (6 games)	1966-70
8	Richie James (4 games)	2023
7	Danan Hughes (6 games)	1993-98
7	Mecole Hardman (14 games)	2019-23

### Most Punt Returns, Game

5	Tyreek Hill vs. Indianapolis	Jan. 12, 2019
4	Mike Garrett vs. Oakland	Jan. 4, 1970
4	Tamarick Vanover vs. Indianapolis	Jan. 7, 1996
4	Frankie Hammond Jr. at Houston	Jan. 9, 2016
4	Richie James vs. San Francisco	Feb. 11, 2024

### Most Punt Return Yards, Career

112	Kadarius Toney (3 games)	2022
86	Mecole Hardman (14 games)	2019-23
84	Danan Hughes (6 games)	1993-98
73	Mike Garrett (6 games)	1966-70
61	Frankie Hammond Jr. (2 games)	2015

### Most Punt Return Yards, Game

# PLAYOFF INDIVIDUAL

77	Kadarius Toney vs. Philadelphia	Feb. 12, 2023
70	Mecole Hardman vs. Pittsburgh	Jan. 16, 2022
45	Tyreek Hill vs. Buffalo	Jan. 23, 2022
42	Danan Hughes at Houston	Jan. 16, 1994
37	Mike Garrett at Buffalo	Jan. 1, 1967

## Longest Punt Return

65	Kadarius Toney vs. Philadelphia	Feb. 12, 2023
48	Mecole Hardman vs. Pittsburgh	Jan. 16, 2022
45	Tyreek Hill vs. Buffalo	Jan. 23, 2022
35	Danan Hughes at Houston	Jan. 16, 1994
29	Sky Moore vs. Cincinnati	Jan. 29, 2023

## Highest Punt Return Average, Career (8 returns)

6.6	Mike Garrett (6 games: 11-73)	1966-70
5.8	Richie James (4 games: 8-46)	2023
3.3	Tyreek Hill (13 games: 12-40)	2016-21

## Highest Punt Return Average, Game (3 returns)

23.3	Mecole Hardman vs. Pittsburgh (3-70)	Jan. 16, 2022
14.0	Danan Hughes at Houston (3-42)	Jan. 16, 1994
12.3	Mike Garrett at Buffalo (3-37)	Jan. 1, 1967
10.3	Danan Hughes vs. Pittsburgh (3-31)	Jan. 8, 1994

## Most Touchdowns

None

## KICKOFF RETURNS

### Most Kickoff Returns, Career

14	Mecole Hardman (14 games)	2019-23
10	John Stephens (3 games)	1993
10	Dante Hall (2 games)	2000-06
10	Byron Pringle (9 games)	2018-21
7	Quintin Demps (1 game)	2013

### Most Kickoff Returns, Game

7	Dante Hall vs. Indianapolis	Jan. 11, 2004
7	Quintin Demps at Indianapolis	Jan. 4, 2014
6	Mecole Hardman vs. Houston	Jan. 12, 2020
5	Noland Smith vs. Oakland	Dec. 22, 1968
5	John Stephens at Buffalo	Jan. 23, 1994

### Most Kickoff Return Yards, Career

312	Mecole Hardman (14 games)	2019-23
266	Dante Hall (2 games)	2000-06
243	Byron Pringle (9 games)	2018-21
199	John Stephens (3 games)	1993
196	Knile Davis (3 games)	2013-15

### Most Kickoff Return Yards, Game

208	Dante Hall vs. Indianapolis	Jan. 11, 2004
187	Quintin Demps at Indianapolis	Jan. 4, 2014
154	Ed Podolak vs. Miami	Dec. 25, 1971
142	Mecole Hardman vs. Houston	Jan. 12, 2020
106	Knile Davis at Houston	Jan. 9, 2016

### Longest Kickoff Return

106 (TD)	Knile Davis at Houston	Jan. 9, 2016
92 (TD)	Dante Hall vs. Indianapolis	Jan. 11, 2004
78	Ed Podolak vs. Miami	Dec. 25, 1971
58	Mecole Hardman vs. Houston	Jan. 12, 2020
46	Dante Hall vs. Indianapolis	Jan. 11, 2004

### Highest Kickoff Return Average, Career (10 returns)

26.6	Dante Hall (2 games: 10-266)	2000-06
24.3	Byron Pringle (9 games: 10-243)	2018-21
22.3	Mecole Hardman (14 games: 14-312)	2019-23

19.9	John Stephens (3 games: 10-199)	1993
------	---------------------------------	------

### Highest Kickoff Return Average, Game (3 returns)

51.3	Ed Podolak vs. Miami (3-154)	Dec. 25, 1971
30.0	Knile Davis at New England (3-90)	Jan. 16, 2016
29.7	Dante Hall vs. Indianapolis (7-208)	Jan. 11, 2004
26.7	Quintin Demps at Indianapolis (7-187)	Jan. 4, 2014
24.8	Tremont Smith vs. New England (4-99)	Jan. 20, 2019
24.0	John Stephens vs. Pittsburgh (3-72)	Jan. 8, 1994
23.7	Mecole Hardman vs. Houston (6-142)	Jan. 12, 2020
23.0	Tamarick Vanover vs. Denver (3-69)	Jan. 4, 1998

### Most Kickoff Return Touchdowns, Career

1	Dante Hall (2 games)	2000-06
1	Knile Davis (2 games)	2013-15

## INTERCEPTIONS BY

### Most Interceptions, Career

5	Emmitt Thomas (7 games)	1966-78
4	Johnny Robinson (8 games)	1960-70
3	Jim Marsalis (4 games)	1969-75
3	Deron Cherry (4 games)	1981-91

### Most Interceptions, Game

2	Johnny Robinson vs. Houston	Dec. 23, 1962
2	Jim Marsalis at N.Y. Jets	Dec. 20, 1969
2	Emmitt Thomas at Oakland	Jan. 4, 1970
2	Deron Cherry vs. L.A. Raiders	Dec. 28, 1991
2	Ty Law at Indianapolis	Jan. 6, 2007
2	Husain Abdullah at Indianapolis	Jan. 4, 2014

### Most Interception Return Yards, Career

131	Johnny Robinson (8 games)	1960-71
101	Emmitt Thomas (7 games)	1966-78
65	Jim Marsalis (4 games)	1969-75

### Most Interception Return Yards, Game

72	Johnny Robinson at Buffalo	Jan. 1, 1967
69	Emmitt Thomas vs. Oakland	Jan. 4, 1970
50	Johnny Robinson vs. Houston	Dec. 23, 1962

### Longest Interception Return

72	Johnny Robinson at Buffalo	Jan. 1, 1967
62	Emmitt Thomas at Oakland	Jan. 4, 1970
43	Ty Law at Indianapolis	Jan. 6, 2007
37	Johnny Robinson vs. Houston	Dec. 23, 1962

### Most Interception Return TDs, Career

None

## SACKS

### Most Sacks, Career

10.5	Frank Clark (12 games)	2019-22
6.5	Derrick Thomas (10 games)	1989-99
6.5	Neil Smith (9 games)	1988-96
5.0	Aaron Brown (6 games)	1966-72
4.0	Justin Houston (7 games)	2011-18
4.0	George Karlaftis (7 games)	2022-23

### Most Sacks, Game

3.0	Aaron Brown at Oakland	Jan. 4, 1970
3.0	Frank Clark vs. Houston	Jan. 12, 2020
2.0	11 times; By 10 players	
	Last: Chris Jones vs. Cincinnati	Jan. 29, 2023



# PLAYOFF TEAM

## SCORING

### Most Points, Game

51	vs. Houston	Jan. 12, 2020
44	at Indianapolis	Jan. 4, 2014
42	vs. Pittsburgh	Jan. 16, 2022
42	vs. Buffalo	Jan. 23, 2022
38	vs. Buffalo	Jan. 24, 2021
38	vs. Philadelphia	Feb. 12, 2023

### Most Touchdowns, Game

7	vs. Houston	Jan. 12, 2020
6	vs. Pittsburgh	Jan. 16, 2022
5	at Indianapolis	Jan. 4, 2014
5	vs. Tennessee	Jan. 19, 2020
5	vs. Buffalo	Jan. 24, 2021
5	vs. Buffalo	Jan. 23, 2022
	vs. Philadelphia	Feb. 12, 2023
4	Six times; Last, vs. San Francisco	Feb. 2, 2020

## FIRST DOWNS

### Most First Downs, Game

30	at Indianapolis	Jan. 4, 2014
30	vs. Buffalo	Jan. 23, 2022
29	vs. Indianapolis	Jan. 12, 2019
29	vs. Houston	Jan. 12, 2020
29	vs. Buffalo	Jan. 24, 2021

### Fewest First Downs, Game

7	at Indianapolis	Jan. 6, 2007
8	vs. Baltimore	Jan. 9, 2011
13	at Oakland	Dec. 22, 1968
13	at Oakland	Jan. 4, 1970
14	Three times; Last, at Buffalo	Jan. 5, 1992

## NET YARDS RUSHING AND PASSING

### Most Net Yards, Game (All 400+)

552	vs. Buffalo	Jan. 23, 2022
513	at Indianapolis	Jan. 4, 2014
478	vs. Pittsburgh	Jan. 16, 2022
455	vs. San Francisco	Feb. 11, 2024
451	vs. Miami	Dec. 25, 1971
439	vs. Buffalo	Jan. 24, 2021
438	vs. Cleveland	Jan. 17, 2021
434	vs. Houston	Jan. 12, 2020
433	vs. Indianapolis	Jan. 12, 2019
414	at Miami	Dec. 31, 1994
409	vs. Miami	Jan. 13, 2024
408	vs. Indianapolis	Jan. 11, 2004
404	vs. Tennessee	Jan. 19, 2020
401	vs. Pittsburgh	Jan. 8, 1994

### Fewest Net Yards, Game

126	at Indianapolis	Jan. 6, 2007
161	vs. Baltimore	Jan. 9, 2011
204	vs. L.A. Raiders	Dec. 28, 1991
207	at Oakland	Jan. 4, 1970
213	at Buffalo	Jan. 5, 1992

## RUSHING

### Most Rushing Attempts, Game

54	vs. Houston	Dec. 23, 1962
44	vs. Miami	Dec. 25, 1971
41	vs. Minnesota	Jan. 11, 1970

### Fewest Rushing Attempts, Game

12	vs. New England	Jan. 20, 2019
14	vs. Pittsburgh	Jan. 15, 2017
16	vs. Tennessee	Jan. 6, 2018
17	at Indianapolis	Jan. 6, 2007
17	at Tampa Bay	Feb. 7, 2021

### Most Rushing Yards, Game

213	vs. Miami	Dec. 25, 1971
199	vs. Houston	Dec. 23, 1962
196	vs. Indianapolis	Jan. 11, 2004
182	vs. Buffalo	Jan. 23, 2022
180	vs. Indianapolis	Jan. 12, 2019

### Fewest Rushing Yards, Game

41	vs. New England	Jan. 20, 2019
42	vs. Cincinnati	Jan. 29, 2023
44	at Indianapolis	Jan. 6, 2007
52	at Buffalo	Jan. 23, 1994
61	at San Diego	Jan. 2, 1993
61	vs. Pittsburgh	Jan. 15, 2017

### Most Rushing Touchdowns, Game

4	vs. Indianapolis	Jan. 12, 2019
2	at Buffalo	Jan. 1, 1967
2	at Oakland	Jan. 4, 1970
2	vs. Miami	Dec. 25, 1971
2	vs. Indianapolis	Jan. 11, 2004
2	vs. Houston	Jan. 12, 2020
2	vs. Tennessee	Jan. 19, 2020
2	vs. San Francisco	Feb. 2, 2020
2	vs. Buffalo	Jan. 24, 2021
2	vs. Buffalo	Jan. 23, 2022

## PASSING

### Most Passing Attempts, Game (All 40+)

52	at Buffalo	Jan. 23, 1994
50	at New England	Jan. 16, 2016
49	at Tampa Bay	Feb. 7, 2021
46	at Indianapolis	Jan. 4, 2014
46	vs. San Francisco	Feb. 11, 2024
44	vs. Pittsburgh	Jan. 8, 1994
44	vs. Buffalo	Jan. 23, 2022
43	vs. Cincinnati	Jan. 29, 2023
42	vs. San Francisco	Feb. 2, 2020
41	vs. Indianapolis	Jan. 12, 2019
41	vs. Miami	Jan. 13, 2024
40	vs. Pittsburgh	Jan. 16, 2022

### Fewest Passing Attempts, Game

14	vs. Houston	Dec. 23, 1962
14	vs. L.A. Raiders	Dec. 28, 1991
17	at Oakland	Jan. 4, 1970
17	vs. Minnesota	Jan. 11, 1970
18	vs. Baltimore	Jan. 9, 2011

### Most Completions, Game

34	vs. San Francisco	Feb. 11, 2024
33	vs. Buffalo	Jan. 23, 2022
31	vs. Pittsburgh	Jan. 16, 2022
30	at Indianapolis	Jan. 4, 2014
30	at Baltimore	Jan. 28, 2024

### Fewest Completions, Game

7	at Oakland	Jan. 4, 1970
9	vs. Houston	Dec. 23, 1962
9	vs. L.A. Raiders	Dec. 28, 1991
9	vs. Baltimore	Jan. 9, 2011
12	at N.Y. Jets	Dec. 20, 1969
12	vs. Minnesota	Jan. 11, 1970

### Most Gross Passing Yards, Game (All 300+)

406	vs. Pittsburgh	Jan. 16, 2022
378	at Indianapolis	Jan. 4, 2014
378	vs. Buffalo	Jan. 23, 2022
333	vs. San Francisco	Feb. 11, 2024
326	vs. Cincinnati	Jan. 29, 2023
325	vs. Buffalo	Jan. 24, 2021
323	at Buffalo	Jan. 23, 1994
321	vs. Houston	Jan. 12, 2020
321	vs. Cleveland	Jan. 17, 2021
314	at Miami	Dec. 31, 1994

### Fewest Gross Passing Yards, Game

70	vs. Baltimore	Jan. 9, 2011
88	vs. Houston	Dec. 23, 1962
79	vs. L.A. Raiders	Dec. 28, 1991
107	at Indianapolis	Jan. 6, 2007
129	at Oakland	Jan. 4, 1970

### Most Times Sacked, Game

9	at Buffalo	Jan. 1, 1967
7	at San Diego	Jan. 2, 1993
6	vs. Houston	Dec. 23, 1962
6	vs. Green Bay	Jan. 15, 1967

### Most Passing Touchdowns, Game

6	vs. Pittsburgh	Jan. 16, 2022
5	vs. Houston	Jan. 12, 2020
4	at Indianapolis	Jan. 4, 2014
3	at Houston	Jan. 16, 1994
3	vs. New England	Jan. 20, 2019
3	vs. Tennessee	Jan. 19, 2020

# PLAYOFF TEAM

3	vs. Buffalo	Jan. 24, 2021
3	vs. Buffalo	Jan. 23, 2022
3	vs. Cincinnati	Jan. 30, 2022
3	vs. Jacksonville	Jan. 21, 2023
3	vs. Philadelphia	Feb. 12, 2023

## Most Interceptions Thrown, Game

4	at Oakland	Dec. 22, 1968
4	at Buffalo	Jan. 5, 1992
3	vs. Indianapolis	Jan. 7, 1996
3	vs. Baltimore	Jan. 9, 2011

## PENALTIES

### Most Penalties, Game

11	at Tampa Bay	Feb. 7, 2021
10	at Buffalo	Jan. 5, 1992
9	vs. Tennessee	Jan. 19, 2020
8	vs. Tennessee	Jan. 6, 2018
7	Four times; Last vs. Cleveland	Jan. 17, 2021

### Fewest Penalties, Game

1	at N.Y. Jets	Dec. 28, 1986
1	vs. Buffalo	Jan. 23, 2022
2	at Indianapolis	Jan. 6, 2007
2	at Indianapolis	Jan. 4, 2014
2	vs. Cincinnati	Jan. 30, 2022
2	at Buffalo	Jan. 21, 2024

### Most Yards Penalized, Game

120	at Tampa Bay	Feb. 7, 2021
68	vs. Tennessee	Jan. 6, 2018

65	vs. Denver	Jan. 4, 1998
63	at N.Y. Jets	Dec. 20, 1969
62	at San Diego	Jan. 2, 1993

### Fewest Yards Penalized, Game

5	at N.Y. Jets	Dec. 28, 1986
10	vs. Buffalo	Jan. 23, 2022
11	vs. Cincinnati	Jan. 30, 2022
13	at Indianapolis	Jan. 6, 2007
14	vs. Philadelphia	Feb. 12, 2023

## FUMBLES

### Most Fumbles, Game

5	at Oakland	Jan. 4, 1970
5	vs. San Francisco	Feb. 11, 2024
3	Five times; Last, vs. Miami	Jan. 13, 2024

### Most Fumbles Lost, Game

4	at Oakland	Jan. 4, 1970
2	vs. Miami	Dec. 25, 1971
2	vs. Baltimore	Jan. 9, 2011

### Most Turnovers, Game

5	vs. Baltimore	Jan. 9, 2011
4	at Oakland	Dec. 22, 1968
4	at Oakland	Jan. 4, 1970
4	vs. Miami	Dec. 25, 1971
4	at Buffalo	Jan. 5, 1992
4	vs. Indianapolis	Jan. 7, 1996

# PLAYOFF TEAM DEFENSIVE

## SCORING

### Fewest Points Allowed, Game

0	at Houston	Jan. 9, 2016
6	at N.Y. Jets	Dec. 20, 1969
6	vs. L.A. Raiders	Dec. 28, 1991

### Most Points Allowed, Game

45	at Indianapolis	Jan. 4, 2014
41	at Oakland	Dec. 22, 1968
38	vs. Indianapolis	Jan. 11, 2004
37	at Buffalo	Jan. 5, 1992
37	vs. New England (OT)	Jan. 20, 2019

### Fewest Touchdowns Allowed, Game

0	at N.Y. Jets	Dec. 20, 1969
0	vs. L.A. Raiders	Dec. 28, 1991
0	at Houston	Jan. 9, 2016
0	vs. Pittsburgh	Jan. 15, 2017

### Most Touchdowns Allowed, Game

6	at Indianapolis	Jan. 4, 2014
5	vs. Green Bay	Jan. 15, 1967
5	at Oakland	Dec. 22, 1968
5	at N.Y. Jets	Dec. 28, 1986
5	vs. Indianapolis	Jan. 11, 2004
5	vs. New England	Jan. 20, 2019
5	vs. Buffalo	Jan. 23, 2022

## FIRST DOWNS

### Fewest First Downs Allowed, Game

9	at Buffalo	Jan. 1, 1967
13	vs. Minnesota	Jan. 11, 1970
13	vs. Miami	Jan. 13, 2024
14	at Houston	Jan. 9, 2016
15	vs. Indianapolis	Jan. 12, 2019

### Most First Downs Allowed, Game

36	vs. New England	Jan. 20, 2019
30	at Buffalo	Jan. 23, 1994
29	at Buffalo	Jan. 5, 1992
28	at Indianapolis	Jan. 6, 2007
28	at Indianapolis	Jan. 4, 2014

## NET YARDS RUSHING AND PASSING

### Fewest Net Yards Allowed, Game

226	at Houston	Jan. 9, 2016
233	at Oakland	Jan. 4, 1970
235	at N.Y. Jets	Dec. 20, 1969
239	vs. Minnesota	Jan. 11, 1970
249	vs. Indianapolis	Jan. 7, 1996

### Most Net Yards Allowed, Game

536	at Indianapolis	Jan. 4, 2014
524	vs. New England	Jan. 20, 2019
454	at Oakland	Dec. 22, 1968
448	at Buffalo	Jan. 5, 1992
442	vs. Houston	Jan. 12, 2020

## RUSHING

### Fewest Rushing Attempts, Game

13	at Buffalo	Jan. 1, 1967
14	at Houston	Jan. 16, 1994
14	at New England	Jan. 16, 2016
14	vs. Indianapolis	Jan. 12, 2019
16	at Baltimore	Jan. 28, 2024

### Most Rushing Attempts, Game

48	vs. New England	Jan. 20, 2019
46	at Buffalo	Jan. 5, 1992
46	at Buffalo	Jan. 23, 1994
43	vs. Miami	Dec. 25, 1971
40	at Indianapolis	Jan. 6, 2007
40	vs. Baltimore	Jan. 9, 2011

### Fewest Rushing Yards Allowed, Game

38	at New England	Jan. 16, 2016
39	at Houston	Jan. 16, 1994
40	at Buffalo	Jan. 1, 1967
56	vs. Pittsburgh	Jan. 16, 2022
67	vs. Minnesota	Jan. 11, 1970

### Most Rushing Yards Allowed, Game

229	at Buffalo	Jan. 23, 1994
202	vs. Tennessee	Jan. 6, 2018
192	at San Diego	Jan. 2, 1993
188	at Indianapolis	Jan. 6, 2007
182	at Buffalo	Jan. 21, 2024

### Most Rushing Touchdowns Allowed, Game

4	vs. New England	Jan. 20, 2019
3	vs. Green Bay	Jan. 15, 1967
3	at Buffalo	Jan. 23, 1994
3	vs. Philadelphia	Feb. 12, 2023
2	five times; Last, at Buffalo	Jan. 21, 2024

## PASSING

### Fewest Passing Attempts Allowed, Game

19	vs. Denver	Jan. 4, 1998
23	at N.Y. Jets	Dec. 28, 1986
23	vs. L.A. Raiders	Dec. 28, 1991
23	at San Diego	Jan. 2, 1993
24	at Green Bay	Jan. 15, 1967

### Most Passing Attempts Allowed, Game

52	vs. Houston	Jan. 12, 2020
48	vs. Buffalo	Jan. 24, 2021
46	vs. Houston	Dec. 23, 1962
46	vs. New England	Jan. 20, 2019
45	at Oakland	Jan. 4, 1970
45	at Indianapolis	Jan. 4, 2014

### Fewest Completions Allowed, Game

10	vs. Denver	Jan. 4, 1998
12	at Buffalo	Jan. 1, 1967
12	vs. L.A. Raiders	Dec. 28, 1991
12	vs. Indianapolis	Jan. 7, 1996

### Most Completions Allowed, Game

32	at Houston	Jan. 16, 1994
31	at Indianapolis	Jan. 6, 2007
31	vs. Houston	Jan. 12, 2020
30	vs. New England	Jan. 20, 2019
29	at Indianapolis	Jan. 4, 2014
29	vs. Pittsburgh	Jan. 16, 2022

### Fewest Passing Yards Allowed, Game

112	vs. Indianapolis	Jan. 7, 1996
136	at Houston	Jan. 9, 2016
140	vs. L.A. Raiders	Dec. 28, 1991
153	at N.Y. Jets	Dec. 28, 1986
160	at Buffalo	Jan. 23, 1994

### Most Passing Yards Allowed, Game

443	at Indianapolis	Jan. 4, 2014
388	vs. Houston	Jan. 12, 2020
348	vs. New England	Jan. 20, 2019
347	at Oakland	Dec. 22, 1968
329	vs. Buffalo	Jan. 23, 2022

### Most Passing Touchdowns Allowed, Game

5	at Oakland	Dec. 22, 1968
4	at Indianapolis	Jan. 4, 2014
4	vs. Buffalo	Jan. 23, 2022
3	Five times; Last, at Tampa Bay	Feb. 7, 2021

# PLAYOFF TEAM DEFENSIVE

## SACKS

### Most Sacks, Game

9	at Houston	Jan. 16, 1994
5	at San Diego	Jan. 2, 1993
5	vs. Houston	Jan. 12, 2020
5	vs. Cincinnati	Jan. 29, 2023
4	at Buffalo	Jan. 1, 1967
4	at Oakland	Jan. 4, 1970
4	vs. Baltimore	Jan. 9, 2011
4	vs. Buffalo	Jan. 24, 2021
4	at Baltimore	Jan. 28, 2024

## INTERCEPTIONS

### Most Interceptions By, Game

5	vs. Houston	Dec. 23, 1962
4	at Oakland	Jan. 4, 1970
4	vs. L.A. Raiders	Dec. 28, 1991
4	at Houston	Jan. 9, 2016
3	Five times; Last, at Indianapolis	Jan. 4, 2014

# PLAYOFF OPPONENT INDIVIDUAL

## SINGLE GAME

### SCORING

#### Total Points

24	Gabriel Davis, Buffalo	Jan. 23, 2022
20	Jalen Hurts, Philadelphia	Feb. 12, 2023
18	Fred Biletnikoff, Oakland	Dec. 22, 1968
18	Thurman Thomas, Buffalo	Jan. 23, 1994
18	Chris Boswell, Pittsburgh	Jan. 15, 2017

#### Total Touchdowns

4	Gabriel Davis, Buffalo	Jan. 23, 2022
3	Fred Biletnikoff, Oakland	Dec. 22, 1968
3	Thurman Thomas, Buffalo	Jan. 23, 1994
3	Jalen Hurts, Philadelphia	Feb. 12, 2023
2	14 times; Last, Josh Allen, Buffalo	Jan. 21, 2024

#### Field Goals

6	Chris Boswell, Pittsburgh	Jan. 15, 2017
4	Tyler Bass, Buffalo	Jan. 24, 2021
4	Evan McPherson, Cincinnati	Jan. 30, 2022
3	Scott Norwood, Buffalo	Jan. 5, 1992
3	Steve Christie, Buffalo	Jan. 23, 1994
3	Adam Vinatieri, Indianapolis	Jan. 6, 2007
3	Billy Cundiff, Baltimore	Jan. 9, 2011
3	Jake Moody, San Francisco	Feb. 11, 2024

### PASSING

#### Pass Attempts (All 40+)

52	Deshaun Watson, Houston	Jan. 12, 2020
48	Josh Allen, Buffalo	Jan. 24, 2021
46	George Blanda, Houston	Dec. 23, 1962
46	Tom Brady, New England	Jan. 20, 2019
45	Andrew Luck, Indianapolis	Jan. 4, 2014
44	Ben Roethlisberger, Pittsburgh	Jan. 16, 2022
43	Warren Moon, Houston	Jan. 16, 1994
42	Neil O'Donnell, Pittsburgh	Jan. 8, 1994
42	Tom Brady, New England	Jan. 16, 2016
41	Joe Burrow, Cincinnati	Jan. 29, 2023
40	Joe Namath, N.Y. Jets	Dec. 20, 1969

#### Pass Completions

32	Warren Moon, Houston	Jan. 16, 1994
31	Deshaun Watson, Houston	Jan. 12, 2020
30	Peyton Manning, Indianapolis	Jan. 6, 2007
30	Tom Brady, New England	Jan. 20, 2019
29	Andrew Luck, Indianapolis	Jan. 4, 2014
29	Ben Roethlisberger, Pittsburgh	Jan. 16, 2022

#### Passing Yards (All 300+)

443	Andrew Luck, Indianapolis	Jan. 4, 2014
388	Deshaun Watson, Houston	Jan. 12, 2020
348	Tom Brady, New England	Jan. 20, 2019
345	Daryle Lamonica, Oakland	Dec. 22, 1968
329	Josh Allen, Buffalo	Jan. 23, 2022
306	Warren Moon, Houston	Jan. 16, 1994
304	Peyton Manning, Indianapolis	Jan. 11, 2004
304	Jalen Hurts, Philadelphia	Feb. 12, 2023
302	Tom Brady, New England	Jan. 16, 2016

#### Long Pass

75	Josh Allen to Gabriel Davis, Buffalo	Jan. 23, 2022
69	Jack Kemp to Elbert Dubenion, Buffalo	Jan. 1, 1967

#### Touchdown Passes

5	Daryle Lamonica, Oakland	Dec. 22, 1968
4	Andrew Luck, Indianapolis	Jan. 4, 2014
4	Josh Allen, Buffalo	Jan. 23, 2022
3	Pat Ryan, N.Y. Jets	Dec. 28, 1986
3	Jim Kelly, Buffalo	Jan. 5, 1992
3	Neil O'Donnell, Pittsburgh	Jan. 8, 1994
3	Peyton Manning, Indianapolis	Jan. 11, 2004
3	Tom Brady, Tampa Bay	Feb. 7, 2021

#### Interceptions Thrown

5	George Blanda, Houston	Dec. 23, 1962
4	Todd Marinovich, L.A. Raiders	Dec. 28, 1991
4	Brian Hoyer, Houston	Jan. 9, 2016
3	Joe Namath, N.Y. Jets	Dec. 20, 1969
3	Daryle Lamonica, Oakland	Jan. 4, 1970
3	Jim Kelly, Buffalo	Jan. 5, 1992
3	Peyton Manning, Indianapolis	Jan. 6, 2007
3	Andrew Luck, Indianapolis	Jan. 4, 2014

### RUSHING

#### Rushing Attempts

33	Thurman Thomas, Buffalo	Jan. 23, 1994
31	Freeman McNeil, N.Y. Jets	Dec. 28, 1986

30	Le'Veon Bell, Pittsburgh	Jan. 15, 2017
29	Sony Michel, New England	Jan. 20, 2019
26	Edgerrin James, Indianapolis	Jan. 11, 2004

#### Rushing Yards (All 100+)

186	Thurman Thomas, Buffalo	Jan. 23, 1994
170	Le'Veon Bell, Pittsburgh	Jan. 15, 2017
156	Derrick Henry, Tennessee	Jan. 6, 2018
135	Freeman McNeil, N.Y. Jets	Dec. 28, 1986
125	Edgerrin James, Indianapolis	Jan. 11, 2004
122	Joseph Addai, Indianapolis	Jan. 6, 2007
119	Marion Butts, San Diego	Jan. 2, 1993
113	Sony Michel, New England	Jan. 20, 2019
107	Nick Bell, L.A. Raiders	Dec. 28, 1991
101	Terrell Davis, Denver	Jan. 4, 1998
100	Thurman Thomas, Buffalo	Jan. 5, 1992

#### Rushing Touchdowns

3	Thurman Thomas, Buffalo	Jan. 23, 1994
3	Jalen Hurts, Philadelphia	Feb. 12, 2023
2	Elijah Pitts, Green Bay	Jan. 15, 1967
2	Terrell Davis, Denver	Jan. 4, 1998
2	Edgerrin James, Indianapolis	Jan. 11, 2004
2	Rex Burkhead, New England	Jan. 20, 2019
2	Sony Michel, New England	Jan. 20, 2019
2	Josh Allen, Buffalo	Jan. 21, 2024

#### Long Run

54	Marion Butts, San Diego	Jan. 2, 1993
----	-------------------------	--------------

### RECEIVING

#### Pass Receptions

13	T.Y. Hilton, Indianapolis	Jan. 4, 2014
10	Todd Heap, Baltimore	Jan. 9, 2011
10	Julian Edelman, New England	Jan. 16, 2016
9	Haywood Jeffires, Houston	Jan. 16, 1994
9	Dallas Clark, Indianapolis	Jan. 6, 2007
9	DeAndre Hopkins, Houston	Jan. 12, 2020

#### Receiving Yards (All 100+)

224	T.Y. Hilton, Indianapolis	Jan. 4, 2014
201	Gabe Davis, Buffalo	Jan. 23, 2022
180	Fred Biletnikoff, Oakland	Dec. 22, 1968
140	Paul Warfield, Miami	Dec. 25, 1971
138	Max McGee, Green Bay	Jan. 15, 1967
127	Bobby Burnett, Buffalo	Jan. 1, 1967
118	DeAndre Hopkins, Houston	Jan. 12, 2020
115	Zay Flowers, Baltimore	Jan. 28, 2024
111	John Henderson, Minnesota	Jan. 11, 1970
108	Todd Heap, Baltimore	Jan. 9, 2011
108	Antonio Brown, Pittsburgh	Jan. 15, 2017
103	Dallas Clark, Indianapolis	Jan. 6, 2007
103	Tee Higgins, Cincinnati	Jan. 30, 2022
100	Andre Reed, Buffalo	Jan. 5, 1992
100	Julian Edelman, New England	Jan. 16, 2016
100	DeVonta Smith, Philadelphia	Feb. 12, 2023

#### Touchdown Receptions

4	Gabriel Davis, Buffalo	Jan. 23, 2022
3	Fred Biletnikoff, Oakland	Dec. 22, 1968
2	Max McGee, Green Bay	Jan. 15, 1967
2	Warren Wells, Oakland	Dec. 22, 1968
2	Andre Reed, Buffalo	Jan. 5, 1992
2	T.Y. Hilton, Indianapolis	Jan. 4, 2014
2	Rob Gronkowski, New England	Jan. 16, 2016
2	Rob Gronkowski, Tampa Bay	Feb. 7, 2021

### DEFENSE / SPECIAL TEAMS

#### Interceptions Made

2	Kirby Jackson, Buffalo	Jan. 5, 1992
---	------------------------	--------------

#### Long Interception Return

50	Willie Wood, Green Bay	Jan. 15, 1967
----	------------------------	---------------

#### Long Punt Return

36	Darrien Gordon, Denver	Jan. 4, 1998
27	Britain Covey, Philadelphia	Feb. 12, 2023
22	Danny Amendola, New England	Jan. 16, 2016

#### Long Kickoff Return

63	Jamal Agnew, Jacksonville	Jan. 21, 2023
38	Irving Spikes, Miami	Dec. 31, 1994
38	Cordarrelle Patterson, New England	Jan. 20, 2019

#### Long Punt

66	Jordan Stout, Baltimore	Jan. 29, 2024
64	Reggie Roby, Miami	Jan. 5, 1991
59	Greg Montgomery, Houston	Jan. 16, 1994

# PLAYOFF OPPONENT INDIVIDUAL

## Long Field Goal (All 50+)

58	Pete Stoyanovich, Miami	Jan. 5, 1991
55	Jake Moody, San Francisco	Feb. 11, 2024
53	Jake Moody, San Francisco	Feb. 11, 2024
52	Ryan Succop, Tampa Bay	Feb. 7, 2021
52	Evan McPherson, Cincinnati	Jan. 30, 2022
51	Tyler Bass, Buffalo	Jan. 24, 2021

50	Adam Vinatieri, Indianapolis	Jan. 6, 2007
----	------------------------------	--------------

## Sacks

3	Gerald Williams, Pittsburgh	Jan. 8, 1994
3	Whitney Mercilus, Houston	Jan. 9, 2016













# SUPERLATIVES

Note: The Chiefs have recorded 140 games with an individual 300-yard passer. The club is 79-59-2 (.571) all-time in regular season games with a 300-yard passer.

## Career 300-Yard Passing Games

	Player	Games	Record
1.	<b>Patrick Mahomes (2017-24)</b>	<b>47</b>	<b>40-7 (.851)</b>
2.	Trent Green (2001-06)	24	11-13 (.450)
3.	Bill Kenney (1979-88)	15	6-9 (.400)
4.	Len Dawson (1962-75)	9	4-4-1 (.500)
5.	Alex Smith (2013-17)	8	4-4 (.500)

6.	Elvis Grbac (1997-00)	7	3-4 (.429)
7.	Steve DeBerg (1988-91)	5	1-3-1 (.300)
8.	Joe Montana (1993-94)	4	3-1 (.750)
	Matt Cassel (2009-12)	4	1-3 (.250)
10.	Cotton Davidson (1960-61)	3	1-2 (.333)
	Steve Bono (1994-96)	3	1-2 (.333)
12.	Mike Livingston (1968-79)	2	2-0 (1.000)
	Dave Krieg (1992-93)	2	1-1 (.500)
	Rich Gannon (1995-98)	2	0-2 (.000)
	Damon Huard (2004-08)	2	1-1 (.500)
16.	Tony Adams (1975-78)	1	0-1 (.000)
	Tyler Thigpen (2007-09)	1	0-1 (.000)
	Kyle Orton (2011)	1	0-1 (.000)











# SUPERLATIVES

6t.	Rich Gannon	3	Jim Everett	2	
	Jim Plunkett	3	Dave Krieg	2	
	Ben Roethlisberger	3	Brett Favre	2	
	Justin Herbert	3	Mark Herrmann	2	
10t.	Josh Allen	2	Charley Johnson	2	
	Drew Bledsoe	2	Jack Kemp	2	
	Mark Brunell	2	Joe Namath	2	
	Kerry Collins	2	Babe Parilli	2	
	Derek Carr	2	Aaron Rodgers	2	
			24.	Aidan O'Connell	1



# SUPERLATIVES

12/4/16 @ Atlanta	Eric Berry, 37-yard INT return	W, 29-27
10/2/17 Washington	Justin Houston, 13-yard fumble return	W, 29-20
10/30/17 Denver	Marcus Peters, 45-yard fumble return	W, 29-19
12/31/17 @ Denver	Ramik Wilson, 11-yard fumble return	W, 27-24
<b>10/7/18 Jacksonville</b>	<b>Chris Jones, 20-yard INT return</b>	<b>W, 30-14</b>
10/21/18 Cincinnati	Ron Parker, 33-yard INT return	W, 45-10
11/19/18 @ L.A. Rams	Allen Bailey, 2-yard fumble return	L, 54-51
12/30/18 Oakland	Daniel Sorensen, 54-yard INT return	W, 35-3
9/29/19 @ Detroit	Bashaud Breeland, 100-yard fumble return	W, 34-30
10/17/19 @ Denver	Reggie Ragland, 5-yard fumble return	W, 30-6
12/1/19 Oakland	Juan Thornhill, 46-yard INT return	W, 40-9
10/5/20 New England	Tyrann Mathieu, 25-yard INT return	W, 26-10
10/25/20 @ Denver	Daniel Sorensen, 50-yard INT return	W, 43-16
<b>12/13/20 @ Miami</b>	<b>Safety, Chris Jones sacked Tua Tagovailoa</b>	<b>W, 33-27</b>
9/19/21 @ Baltimore	Tyrann Mathieu, 34-yard INT return	L, 35-36
12/5/21 Denver	Daniel Sorensen, 75-yard INT return	W, 22-9
12/12/21 Las Vegas	Mike Hughes, 23-yard fumble return	W, 48-9
<b>1/8/22 @ Denver</b>	<b>Nick Bolton, 86-yard fumble return</b>	<b>W, 28-24</b>
<b>9/15/22 L.A. Chargers</b>	<b>Jaylen Watson, 99-yard INT return</b>	<b>W, 27-24</b>
10/23/22 @ San Francisco	Safety, Frank Clark sacked Jimmy Garoppolo	W, 44-23
<b>12/11/22 @ Denver</b>	<b>Willie Gay, 47-yard INT return</b>	<b>W, 34-28</b>
<b>11/5/23 Miami*</b>	<b>Bryan Cook, 59-yard fumble return</b>	<b>W, 21-14</b>
<b>1/7/24 @ L.A. Chargers</b>	<b>Mike Edwards, 97-yard fumble return</b>	<b>W, 13-12</b>
<b>9/15/24 Bengals</b>	<b>Chamarrri Conner, 38-yard fumble return</b>	<b>W, 26-25</b>

\*Game in Frankfurt, Germany

**Notes:** The Chiefs are 133-31-2 (.804) in games when producing a defensive score (TD or safety).  
The Chiefs are 121-28-1 (.810) in games with a def. TD and 16-3-1 (.825) in games with a def. safety.

## All-Time Special Teams Scores

Date	Opponent	Special Teams Score	Result
12/11/60	Boston	Johnny Robinson, 62-yard punt return	W, 34-0
10/15/61	@ Buffalo	Abner Haynes, 88-yard kickoff return	L, 24-27
9/7/63	@ Denver	Dave Grayson, 99-yard kickoff return	W, 59-7
12/8/63	Denver	Duane Wood, 18-yard blocked punt return	W, 52-21
12/19/65	Denver	Willie Mitchell, 71-yard punt return	W, 45-35
9/11/66	@ Buffalo	Mike Garrett, 79-yard punt return	W, 42-20
11/20/66	Boston	Frank Pitts, 21-yard blocked punt return	T, 27-27
12/17/67	@ Denver	Noland Smith, 106-yard kickoff return	W, 38-24
9/15/68	N.Y. Jets	Noland Smith, 80-yard punt return	L, 19-20
11/17/68	Boston	Goldie Sellers, 76-yard punt return	W, 31-17
9/28/69	@ Cincinnati	Goldie Sellers, 20-yard return on fumbled kickoff	L, 19-24
10/12/69	Houston	George Daney, 5-yard return on fumbled punt attempt	W, 24-0
11/27/69	Denver	Bobby Bell, 53-yard kickoff return	W, 31-17
12/17/78	@ Seattle	Safety, Ed Beckman forces Herman Weaver out of EZ	L, 19-23
9/16/79	@ Houston	J.T. Smith, 55-yard punt return	L, 6-20
9/23/79	Oakland	J.T. Smith, 88-yard punt return	W, 35-7
11/23/80	@ St. Louis	J.T. Smith, 75-yard punt return	W, 21-13
12/21/80	@ Baltimore	J.T. Smith, 53-yard punt return	W, 38-28
9/19/82	San Diego	Dave Klug, blocked punt recovery in end zone	W, 19-12
9/7/86	Cincinnati	Deron Cherry, blocked punt recovery in end zone	W, 24-14
10/19/86	San Diego	Kevin Ross, 21-yard return on fumbled kickoff	W, 42-41
12/21/86	@ Pittsburgh	Deron Cherry, blocked punt recovery in end zone	W, 24-19
9/13/87	San Diego	Boyce Green, 97-yard kickoff return	W, 20-13
*10/4/87	@ L.A. Raiders	Lloyd Burruss, 78-yard blocked field goal return	W, 20-13
*10/18/87	Denver	Paul Palmer, 95-yard kickoff return	W, 20-13
12/6/87	@ Cincinnati	Bob Harris, 23-yard blocked punt return	L, 17-35
12/27/87	Seattle	Jitter Fields, 85-yard punt return	L, 17-26
11/13/88	Cincinnati	Kevin Ross, 65-yard blocked field goal return	L, 27-30 OT
10/22/89	Dallas	Paul Palmer, 92-yard kickoff return	W, 41-20
11/26/89	Houston	Safety, Albert Lewis, blocked punt out of end zone	W, 31-28
9/30/90	Cleveland	Safety, Rob McGovern, blocked punt out of end zone	W, 36-28
9/6/92	@ San Diego	Jayce Pearson, 1-yard blocked punt return	W, 34-0
11/22/92	@ Seattle	Chris Martin, 19-yard blocked punt return	W, 34-0
12/19/92	@ N.Y. Giants	Kevin Ross, 13-yard blocked punt return	W, 34-0
1/2/94	Seattle	Dale Carter, 46-yard punt return	W, 24-10
12/12/94	@ Miami	Dale Carter, 86-yard punt return	W, 24-14
9/3/95	@ Seattle	Tracy Rogers, blocked punt recovery in end zone	L, 21-35
10/9/95	San Diego	Albert Lewis, blocked punt recovery in end zone	W, 34-24
		Jon Vaughn, 91-yard kickoff return	L, 28-45
		Tamarick Vanover, 99-yard kickoff return	W, 34-10
		Tamarick Vanover, 86-yard punt return	W, 29-23 OT

12/24/95	Seattle	Tamarick Vanover, 89-yard kickoff return	W, 26-3
10/27/96	@ Denver	Tamarick Vanover 97-yard kickoff return	L, 7-34
9/14/97	Buffalo	Tamarick Vanover, 94-yard kickoff return	W, 22-16
11/23/97	@ Seattle	Safety, Team blocked punt out of end zone	W, 19-14
12/21/97	New Orleans	Tamarick Vanover, 82-yard punt return	W, 25-13
12/5/99	@ Denver	Tamarick Vanover, 80-yard punt return	W, 16-10
1/2/00	Oakland	Tamarick Vanover, 84-yard punt return	L, 38-41 OT
10/22/00	St. Louis	Michael Cloud, 6-yard blocked punt return	W, 54-34
10/14/01	Pittsburgh	Safety, Mikhael Ricks blocked punt out of end zone	L, 17-20
12/1/02	Arizona	Dante Hall, 90-yard punt return	W, 49-0
12/8/02	St. Louis	Dante Hall, 88-yard kickoff return	W, 49-10
9/14/03	Pittsburgh	Dante Hall, 100-yard kickoff return	W, 41-20
9/21/03	@ Houston	Dante Hall, 73-yard punt return	W, 42-14
9/28/03	@ Baltimore	Dante Hall, 97-yard kickoff return	W, 17-10
10/5/03	Denver	Dante Hall, 93-yard punt return	W, 24-23
11/28/04	San Diego	Dante Hall, 96-yard kickoff return	L, 31-34
12/19/04	Denver	Dante Hall, 97-yard kickoff return	W, 45-17
10/2/05	Philadelphia	Dante Hall, 96-yard kickoff return	L, 31-37
10/1/06	San Francisco	Dante Hall, 60-yard punt return	W, 41-0
12/31/06	Jacksonville	Bernard Pollard, blocked punt recovery in end zone	W, 35-30
11/11/07	Denver	Safety, Bernard Pollard, blocked punt out of end zone	L, 11-27
11/30/08	@ Oakland	Maurice Leggett, 67-yard fumble return on fake field goal	W, 20-13
9/13/09	@ Baltimore	Jon McGraw, blocked punt recovery in end zone	L, 24-38
11/22/09	Pittsburgh	Jamaal Charles, 97-yard kickoff return	W, 27-24 OT
12/20/09	Cleveland	Andy Studebaker, fumbled punt snap recovery in end zone	L, 34-41
9/13/10	San Diego	Dexter McCluster, 84-yard punt return	W, 21-14
10/14/12	@ Tampa Bay	Edgar Jones, 11-yard fumble return after blocked punt	L, 10-38
9/29/13	N.Y. Giants	Dexter McCluster, 94-yard punt return	W, 21-14
10/6/13	@ Tennessee	Marcus Cooper, fumble recovery in end zone after punt	W, 45-10
12/1/13	Denver	Knile Davis, 108-yard kickoff return	L, 28-35
12/8/13	@ Washington	Dexter McCluster, 74-yard punt return	W, 45-10
10/26/14	St. Louis	Quintin Demps, 95-yard kickoff return	W, 34-7
12/14/14	Oakland	Knile Davis, 99-yard kickoff return	W, 31-13
1/9/16	@ Houston	De'Anthony Thomas, 81-yard punt return	W, 31-13
9/25/16	N.Y. Jets	Knile Davis, 106-yard kick return	W, 30-0
11/27/16	Denver	Demetrius Harris, 27-yard fumble recovery	W, 24-3
12/8/16	Oakland	Tyreek Hill, 86-yard kickoff return	W, 30-27 OT
1/1/17	@ San Diego	Tyreek Hill, 78-yard punt return	W, 21-13
10/8/17	@ Houston	Tyreek Hill, 95-yard punt return	W, 37-27
9/9/18	@ L.A. Chargers	Tyreek Hill, 82-yard punt return	W, 42-34
12/29/19	@ L.A. Chargers	Tyreek Hill, 91-yard punt return	W, 38-28
10/25/20	@ Denver	Mecole Hardman, 104-yard kickoff return	W, 31-21
12/13/20	@ Miami	Byron Pringle, 102-yard kickoff return	W, 43-16
		Mecole Hardman, 67-yard punt return	W, 33-27

\*Replacement Game

**Notes:** The Chiefs are 60-20-1 (.747) in games when producing a special teams score (TD or safety), 57-17-1 (.767) with a special teams touchdown and 3-3-0 (.500) with a special teams safety.

## All-Time Shutouts

Date	Opponent	Score
9/25/60	L.A. Chargers	17-0
12/4/60	Houston	24-0
12/11/60	Boston	34-0
12/22/63	N.Y. Jets	48-0
9/24/67	@ Miami	24-0
10/8/67	Miami	41-0
9/21/69	@ Boston	31-0
10/12/69	Houston	24-0
12/6/70	Denver	16-0
11/4/73	@ San Diego	19-0
11/26/78	San Diego	23-0
9/2/79	Baltimore	14-0
10/11/81	Oakland	27-0
11/26/89	Houston	34-0
9/30/90	Cleveland	34-0
12/7/97	Oakland	30-0
10/31/99	San Diego	34-0
12/1/02	Arizona	49-0
10/1/06	San Francisco	41-0
10/23/11	@ Oakland	28-0

## All-Time Opponent Shutouts

Date	Opponent	Score
12/1/63	@ N.Y. Jets	0-17



# SUPERLATIVES

11/7/76	Pittsburgh	0-45
12/16/79	@ Tampa Bay	0-3
9/23/84	@ Denver	0-21
11/4/84	@ Seattle	0-45
9/22/85	@ Miami	0-31
10/20/85	@ L.A. Rams	0-16
*10/11/87	@ Miami	0-42
9/12/93	@ Houston	0-30
9/25/94	L.A. Rams	0-16
12/28/02	@ Oakland	0-24
10/5/08	@ Carolina	0-34
12/12/10	@ San Diego	0-31
12/16/12	@ Oakland	0-15

**Notes:** The Chiefs have produced 20 all-time shutouts, including 16 at home and nine at GEHA Field at Arrowhead Stadium. Kansas City has been shutout at home only twice.  
\* Replacement Game

## All-Time Two-Point Conversions

Date	Opponent	Two-Point Play	Result
11/24/60	@ N.Y. Titans	Curley Johnson pass from Hunter Enis	L, 35-41
9/24/61	@ Oakland	Jack Spikes run	W, 42-35
10/1/61	Houston	Bo Dickinson pass from Randy Duncan	W, 26-21
11/26/61	Oakland	Bo Dickinson pass from Randy Duncan	W, 43-11
9/22/63	@ Buffalo	Chris Burford pass from Len Dawson	T, 27-27
12/13/64	@ San Diego	Curtis McClinton pass from Len Dawson	W, 49-6
10/24/65	@ Houston	Jerrel Wilson pass from Len Dawson	L, 36-38
12/12/65	@ Buffalo	Pete Beathard run Reg Carolan pass from Len Dawson	L, 25-34
9/18/66	@ Oakland	Fred Arbanas pass from Len Dawson	W, 32-10
11/13/66	Miami	Jerrel Wilson pass from Len Dawson	W, 34-16
9/9/67	@ Houston	Reg Carolan pass from Len Dawson	W, 25-20
11/5/67	N.Y Jets	Curtis McClinton pass from Len Dawson	W, 42-18
9/11/94	San Francisco	J.J. Birden pass from Joe Montana	W, 24-17
10/23/94	Seattle	Marcus Allen run	W, 38-23
12/4/94	Denver	Willie Davis pass from Steve Bono	L, 17-20 OT
10/26/97	@ St. Louis	Tamarick Vanover pass from Elvis Grbac	W, 28-20
10/14/01	Pittsburgh	Tony Gonzalez pass from Elvis Grbac Tony Gonzalez pass from Trent Green	L, 17-20
10/25/01	Indianapolis	Trent Green run	L, 28-35
1/6/02	@ Seattle	Eddie Kennison pass from Trent Green	L, 18-21
11/24/02	@ Seattle	Trent Green run	L, 32-39
11/28/04	San Diego	Eddie Kennison pass from Trent Green	L, 31-34
10/16/05	Washington	Marc Boerigter pass from Trent Green	W, 28-21
10/29/06	Seattle	Tony Gonzalez pass from Damon Huard	W, 35-28
11/4/07	Green Bay	Priest Holmes run	L, 22-33
9/14/08	Oakland	Mike Cox pass from Tyler Thigpen	L, 8-23
11/8/09	@ Jacksonville	Jamaal Charles pass from Matt Cassel	L, 21-24
9/28/15	@ Green Bay	Travis Kelce pass from Alex Smith	L, 38-28
12/6/15	@ Oakland	Travis Kelce pass from Alex Smith	W, 34-20
11/13/16	@ Carolina	Travis Kelce pass from Alex Smith	W, 20-17
11/27/16	@ Denver	Demetrius Harris from Alex Smith	W, 30-27
12/23/18	@ Seattle	Patrick Mahomes run	L, 31-38
12/15/19	Denver	Sammy Watkins pass from Patrick Mahomes	W, 23-3
9/20/20	@ L.A. Chargers	Mecole Hardman pass from Patrick Mahomes	W, 23-20 OT
10/11/20	Las Vegas	Darrel Williams pass from Patrick Mahomes	L, 32-40
12/20/20	@ New Orleans	Travis Kelce pass from Patrick Mahomes	W, 32-29
12/16/21	@ L.A. Chargers	Clyde Edwards-Helaire pass from Patrick Mahomes	W, 34-28 OT
1/8/22	@ Denver	Patrick Mahomes run	W, 28-24
9/25/22	@ Indianapolis	Travis Kelce pass from Patrick Mahomes	L, 17-20
11/6/22	Tennessee	Patrick Mahomes run	W, 20-17 OT
12/18/22	@ Houston	Jerick McKinnon pass from Patrick Mahomes	W, 30-24 OT

## Year-By-Year Two Point Conversions/Attempts

1960	1/2
1961	3/4
1962	0/1
1963	1/2
1964	1/3
1965	3/3
1966	2/3
1967	2/3
1968	0/0
1969	0/2

1994	3/4
1995	0/3
1996	0/1
1997	2/6
1998	0/1
1999	0/2
2000	0/4
2001	3/6
2002	1/3
2003	0/3
2004	1/2
2005	1/1
2006	1/1
2007	1/3
2008	1/4
2009	1/2
2010	0/2
2011	0/0
2012	0/1
2013	0/0
2014	0/1
2015	2/4
2016	2/2
2017	0/2
2018	1/1
2019	1/2
2020	3/3
2021	2/3
2022	3/5
2023	0/1
<b>TOTAL CONVERSIONS</b>	<b>42</b>
<b>TOTAL ATTEMPTS</b>	<b>96</b>
<b>CONVERSION PERCENTAGE</b>	<b>.438</b>

## Triple Threat Chiefs

**16 players in Chiefs history have scored a touchdown at least three different ways**

Player	5 Different Touchdown Plays	Total TDs
Johnny Robinson	9 receiving, 6 rushing, 1 FR, 1 PR, 1 INT	18
Tyreek Hill	56 receiving, 6 rushing, 4 PRs, 1 KOR	67
Abner Haynes	39 rushing, 17 receiving, 1 KOR, 1 fumble recovery	58
Mecole Hardman	16 receiving, 2 rushing, 1 KOR, 1 PR	20
Kevin Ross	2 INTs, 1 blocked FG return, 1 FR, 1 blocked punt	5
<b>Travis Kelce</b>	<b>74 receiving, 2 rushing, 1 FR</b>	<b>77</b>
Jamaal Charles	43 rushing, 20 receiving, 1 KOR	64
Mike Garrett	24 rushing, 7 receiving, 1 PR	32
Dante Hall	9 receiving, 5 PRs, 6 KORs	20
Knile Davis	11 rushing, 1 receiving, 2 KOR	14
Tamarick Vanover	4 PRs, 4 KORs, 3 receiving	11
Bobby Bell	6 INTs, 2 FRs, 1 KOR	9
Dexter McCluster	5 receiving, 1 rushing, 3 PRs	9
Paul Palmer	4 receiving, 2 rushing, 2 KORs	8
De'Anthony Thomas	4 receiving, 2 rushing, 1 PR	7
Dale Carter	2 PRs, 1 INT, 1 receiving	4

Key: FR - Fumble return; INT - Interception return; KOR - Kickoff return; PR - Punt return

**Seven players in Chiefs history have a rushing and a receiving TD and have also thrown a TD pass**

Player	Rushing	Receiving	Passing	Total TDs Responsible For
Larry Johnson	55	6	1	62
Marcus Allen	44	3	2	49
Curtis McClinton	18	14	1	33
Mike Garrett	24	7	1	32
Tyler Thigpen	3	1	18	22
Bert Coan	15	4	1	20
Jerick McKinnon	2	14	1	17

## All-Time Offensive Return Scores

Date	Opponent	Offensive Score	Result
11/15/64	San Diego	Abner Haynes, fumble recovery in end zone*	L, 14-28
10/29/72	@ San Diego	Robert West, fumble recovery in end zone	W, 26-14
10/12/75	Oakland	Mike Livingston, 1-yard fumble return	W, 42-10
11/18/79	@ Oakland	Tony Samuels, fumble recovery in end zone	W, 24-21
9/7/86	Cincinnati	Walt Arnold, fumble recovery in end zone	W, 24-14
11/9/97	@ Jacksonville	Danan Hughes, 7-yard fumble return**	L, 10-24
12/28/14	San Diego	Travis Kelce, fumble recovery in end zone	W, 19-7

\*Kansas City QB Len Dawson's pass was intercepted by San Diego CB Dick Westmoreland. Westmoreland subsequently fumbled and Haynes recovered the ball in the end zone for a TD.

\*\*Kansas City QB Rich Gannon's pass was intercepted by Jacksonville S Chris Hudson. WR Andre Rison subsequently stripped the ball from Hudson and Hughes returned the ball for a seven-yard TD.

## All-Time Opponent Offensive Return Scores

Date	Opponent	Offensive Score	Result
9/21/75	@ Denver	Jack Dolbin, 2-yard fumble return	L, 33-37













# SUPERLATIVES

2003*	Priest Holmes	27	0	0	162
2004	Priest Holmes	14	1	0	90
2005	Larry Johnson	21	1	0	126
2006	Larry Johnson	17	2	0	114
2007	Dwayne Bowe	0	5	0	30
	Tony Gonzalez	0	5	0	30
2008	Tony Gonzalez	0	10	0	60
2009	Jamaal Charles	7	1	1	56#
2010	Dwayne Bowe	0	15	0	90
2011	Dwayne Bowe	0	5	0	30
2012	Jamaal Charles	5	1	0	36
2013	Jamaal Charles	12	7	0	114
2014	Jamaal Charles	9	5	0	84
2015	Jeremy Maclin	0	8	0	48
2016	Tyreek Hill	3	6	3	72
2017	Kareem Hunt	8	3	0	66
2018	Kareem Hunt	7	7	0	84
	Tyreek Hill	1	12	1	84
2019	Tyreek Hill	0	7	0	42
	Mecole Hardman	0	6	1	42
	Damien Williams	5	2	0	42
2020	Tyreek Hill	2	15	0	102
<b>2021</b>	<b>Travis Kelce</b>	<b>1</b>	<b>9</b>	<b>0</b>	<b>60</b>
<b>2022</b>	<b>Travis Kelce</b>	<b>0</b>	<b>12</b>	<b>0</b>	<b>74#</b>
<b>2023</b>	<b>Isiah Pacheco</b>	<b>7</b>	<b>2</b>	<b>0</b>	<b>54</b>

# Includes two-point conversion

## NFL Ranking by Yardage

Year	Total	OFFENSE		Total	DEFENSE	
		Rushing	Passing		Rushing	Passing
1971	9	12	7	15	3	24
1972	17	16	18t	15	11	18
1973	20	19	19	7	9	4
1974	16	17	15	25	12	25
1975	15	15	12	25	25	20
1976	7	22	1	27	27	24
1977	16	20	12	28	28	14
1978	15	2	27	20	18	17
1979	27	13	28	12	6	22
1980	28	18†	27	18	21	10
1981	17	3	25	17	3	23
1982	25	21	21	10	19	10
1983	9	28	3	14	20	10
1984	17	27	7	24	16	23
1985	22	28	11	21	20	20
1986	28	27	21	8	11	12
1987	24	19	26	27	27	22
1988	22	22	16	10	28	1
1989	13	4	21	2	12	2
1990	7	10	9	16	12	17
1991	5	3	14	13	18	16
1992	25	23	20	5	15	2
1993	16	20	15	11	9	14
1994	5	11	7	12	16	10
1995	14	1	25	2	3	5
1996	22	4	26	18	13	22
1997	14	5	24	11	7	16
1998	19	23	16	9	18	7
1999	12	4	22	14	11	16
2000	8	25	5	18	17	20
2001	5	6	5	23	27	14
2002	4	3	11	32	24	31
2003	2	15	2	29	30	20
2004	1	5	4	31	12	32
2005	1	4	6	25	7	30
2006	16	9	22	16	18	18
2007	31	32	20	13	28	5
2008	24	16	20	31	30	28
2009	25	11	25	30	31	22
2010	12	1	30	14	14	17
2011	27	15	25	11	26	6
2012	24	5	32	20	27	12
2013	21	10	24t	24	22	25
2014	25	10	29	7	28	2
2015	27	6	30	7	8	9
2016	20	15	19	24	26	18
2017	5	9	7	28	25	29
2018	1	16	3	31	27	31
2019	6	23	5	17	26	8
2020	1	16	1	16	21	14
2021	3	16	4	27	21	27
2022	1	20	1	11	8	18
2023	11	19	7	3	18	4

t-Tied for position

## Offense Year-By-Year

Year	Total Plays	First Downs	Rush Yards	Pass Yards	Total Yards	Total Points
1960	918	272	2007	2638	4645	362
1961	862	247	2183	2576	4759	334
1962	842	259	2407	2455	4862	389
1963	875	235	1697	2651	4348	347
1964	871	250	1825	2875	4700	366
1965	850	232	1752	2543	4295	322
1966	846	266	2274	2840	5114	448
1967	876	251	2018	2472	4490	408

1968	831	223	2227	2276	4503	371
1969	899	258	2220	2387	4607	359
1970	775	183	1858	1719	3577	272
1971	859	240	1843	2347	4190	302
1972	894	245	1915	2038	3953	287
1973	863	208	1793	1743	3536	231
1974	901	224	1720	2108	3828	233
1975	935	261	1847	2360	4207	282
1976	959	275	1873	2929	4802	290
1977	878	219	1843	2093	3936	225
1978	1054	287	<b>2986</b>	1834	4820	243
1979	972	241	2316	1660	3976	238
1980	1010	270	1873	2448	4321	319
1981	1057	315	2633	2640	5273	343
1982*	573	163	943	1555	2498	176
1983	1074	314	1254	4341	5595	386
1984	1034	295	1527	3568	5095	314
1985	982	258	1486	3391	4877	317
1986	1003	264	1468	2750	4218	358
1987#	899	265	1799	2619	4418	273
1988	1019	289	1713	3131	4844	254
1989	1017	304	2227	3038	5265	318
1990	975	280	1948	3267	5215	369
1991	1021	322	2217	3104	5321	322
1992	907	246	1532	2792	4324	348
1993	970	300	1655	3180	4835	328
1994	1098	322	1732	3960	5692	319
1995	1059	295	2222	3020	5242	358
1996	1045	312	2009	2890	4899	297
1997	1054	315	2171	2893	5064	375
1998	1012	289	1548	3260	4808	327
1999	1049	282	2082	3239	5321	390
2000	999	321	1465	4149	5614	355
2001	1015	324	2008	3665	5673	320
2002	965	343	2378	3622	6000	467
2003	1003	348	1929	3981	5910	484
2004	1089	398	2289	4406	6695	483
2005	1059	347	2382	3810	6192	403
2006	1004	310	2143	3000	5143	331
2007	1001	255	1248	3181	4429	226
2008	957	273	1810	3129	4939	291
2009	1019	256	1929	2922	4851	294
2010	1063	319	2627	2968	5595	366
2011	1021	277	1893	3080	4973	212
2012	1015	286	2395	2713	5108	211
2013	1029	323	2056	3340	5396	430
2014	962	309	1918	3182	5100	353
2015	955	303	2044	3255	5299	405
2016	990	305	1748	3740	5488	389
2017	985	322	1903	4104	6007	415
2018	996	384	1855	4955	6810	<b>565</b>
2019	976	350	1569	4498	6067	451
2020	1057	397	1799	4854	6653	473
2021	<b>1134</b>	<b>419</b>	1955	4791	6746	480
2022	1094	408	1970	<b>5062</b>	<b>7032</b>	496
2023	1080	350	1784	4188	5972	371

**Bold** Denotes Club Record  
*Italics* Denotes NFL Record  
 Yardages Net \*Nine Games #15 Games

## Defense Year-By-Year

Year	Total Plays	First Downs	Rush Yards	Pass Yards	Total Yards	Total Points
1960	924	253	<b>980</b>	3002	3982	253
1961	883	238	1525	2777	4602	343
1962	846	239	1250	2701	3951	233
1963	856	228	1558	2627	4185	263
1964	858	211	1315	2631	3946	306
1965	871	207	1376	2385	3761	285
1966	873	222	1356	2614	3970	276
1967	843	221	1408	2536	3944	254
1968	871	215	1266	2822	4088	<b>170</b>
1969	<b>788</b>	<b>181</b>	1091	2072	<b>3163</b>	177
1970	861	226	1657	2010	3667	244
1971	813	223	1300	2468	3768	208
1972	853	227	1805	2222	4027	254
1973	855	209	1956	<b>1619</b>	3575	192
1974	936	267	1801	2663	4464	293
1975	915	289	2724	2512	5236	341
1976	952	309	2861	2496	5357	376
1977	990	304	2971	2022	4993	349
1978	996	284	2384	2582	4966	327
1979	1088	297	1847	3124	4971	262
1980	1096	328	2206	3109	5315	336
1981	1101	316	1747	3626	5373	290
1982*	557	170	1066	1667	2732	184
1983	1089	319	2275	3111	5386	367
1984	1159	335	1981	3645	5625	324
1985	1126	336	2169	3489	5658	360
1986	1098	310	1739	3195	4934	326
1987#	1045	344	2333	3306	5639	388
1988	1042	318	2592	2434	5026	320
1989	952	252	1766	2527	4293	286
1990	945	268	1640	3241	4881	257
1991	927	275	1770	3228	4998	252
1992	949	256	1787	2537	4324	282
1993	1013	300	1620	3151	4771	291

# SUPERLATIVES

1994	989	289	1734	3266	5000	298	1974	28	16	44	25	13	38	+6
1995	1047	289	1327	3222	4549	241	1975	20	22	42	16	18	34	+8
1996	1008	296	1666	3538	5204	300	1976	23	20	43	17	16	33	+10
1997	974	278	1621	3259	4880	232	1977	21	23	44	26	21	47	-3
1998	1010	321	1869	2985	4854	363	1978	21	14	35	16	18	34	+1
1999	1033	281	1557	3482	5039	322	1979	23	14	37	18	18	36	+1
2000	1041	330	1809	3471	5280	354	1980	28	15	43	14	16	30	+13
2001	1003	296	2140	3164	5304	344	1981	26	21	47	22	24	46	+1
2002	1081	367	2067	4181	6248	399	1982*	12	10	22	8	4	12	+10
2003	1054	322	2344	3363	5707	332	1983	30	21	<b>51</b>	19	19	38	+13
2004	960	327	1834	4203	6037	435	1984	30	11	41	22	15	37	+4
2005	971	292	1570	3679	5249	325	1985	27	14	41	23	11	34	+7
2006	999	298	1928	3334	5262	315	1986	31	18	49	18	17	35	+14
2007	980	278	2089	3022	5111	335	1987#	11	17	28	17	24	41	-13
2008	1041	344	2543	3748	6291	440	1988	18	13	31	21	12	33	-2
2009	1062	318	2504	3707	6211	424	1989	15	18	33	23	18	41	-8
2010	1028	293	1764	3519	5283	326	1990	20	25†	45†	5†	14	19	+26†
2011	991	291	2112	3221	5333	338	1991	15	18	33	14	8†	22	+11
2012	973	301	2171	3533	5704	425	1992	24	15	39	12	9	21	+18†
2013	1067	303	1923	3962	5885	305	1993	21	17	38	10	18	28	+10
2014	1024	310	2036	3252	5288	281	1994	12	<b>26†</b>	38	14	12	26	+12
2015	1037	313	1571	3698	5269	287	1995	16	17	33	10	11	21	+12†
2016	1063	342	1938	3958	5896	311	1996	17	10	27	14	10	24	+3
2017	1044	352	1890	3952	5842	339	1997	21	13	34	10	10	20	+14
2018	1109	419	2114	4374	6488	421	1998	13	20	33	18	14	32	+1
2019	1043	344	2051	3543	5594	308	1999	25	20	45	15	9	24	+21†
2020	1022	353	1954	3779	5733	362	2000	15	14	29	15	11	26	+3
2021	1060	363	1999	4273	6272	364	2001	13	13	26	24	9	33	-7
2022	1093	337	1823	3756	5579	369	2002	18	13	31	13	<b>2</b>	15	+16
2023	1045	300	1925	33001	4926	294	2003	25	12	37	12	6	18	+19†
							2004	13	8	21	17	10	27	-6
							2005	16	15	31	10	13	23	+8
							2006	15	15	30	12	14	26	+4
							2007	14	8	22	20	13	33	-11
							2008	13	16	29	16	8	24	+5
							2009	15	13	28	17	10	27	+1
							2010	14	9	23	8	6	14	+9
							2011	20	6	26	18	10	28	-2
							2012	7	6	13	20	17	37	-24
							2013	21	15	36	8	10	18	+18
							2014	6	8	14	6	11	17	-3
							2015	22	7	29	7	8	15	+14
							2016	18	15	33	8	9	17	+16
							2017	16	10	26	8	3	<b>11</b>	+15
							2018	15	12	27	12	6	18	+9
							2019	16	7	23	5	10	15	+8
							2020	16	6	22	7	9	16	+6
							2021	15	14	29	13	12	25	+4
							2022	11	9	20	12	11	23	-3
							2023	8	9	17	17	11	28	-11

**Bold** Denotes Club Record

*Italics* Denotes NFL Record

Yardages Net \*Nine Games #15 Games

## Turnovers Year-By-Year

Year	INTs	TAKEAWAYS FUMBLES	TOTAL	INTs	GIVEAWAYS FUMBLES	TOTAL	RATIO
1960	32	16	48	19	18	37	+11
1961	25	18	43	27	18	45	-2
1962	32	17	49	17	14	31	+18
1963	26	19	45	22	16	38	+7
1964	28	18	46	21	20	41	+5
1965	20	13	33	20	20	40	-7
1966	33	8	41	15	16	31	+10
1967	31	18	49	19	8	27	+22
1968	<b>37</b>	12	49	11	16	27	+22
1969	32	15	47	20	19	39	+8
1970	31	12	43	16	15	31	+12
1971	27	7	33	13	13	26	+7
1972	24	19	43	20	12	32	+11
1973	21	18	39	13	18	31	+8

**Bold** Denotes Club Record †Denotes NFL Season Leader \* Nine Games #15 Games  
**Note:** Chiefs six straight years (1990-95) with a +10 turnover ratio is an NFL record.



# SUPERLATIVES

## CAREER LEADERS

### Games Played

Includes all players with 100 games played

	Player	Games Played
1.	Dustin Colquitt (2005-19)	238
2.	Will Shields (1993-06)	224
3.	Nick Lowery (1980-93)	212
4.	Jerrel Wilson (1963-77)	203
5.	Tony Gonzalez (1997-08)	190
6.	Jan Stenerud (1967-79)	186
7.	Len Dawson (1962-75)	183
8.	Buck Buchanan (1963-75)	182
	Derrick Johnson (2005-17)	182
10.	Emmitt Thomas (1966-78)	181
11.	Jim Tyrer (1961-73)	180
12.	John Alt (1984-96)	179
13.	Jack Rudnay (1970-82)	178
14.	Ed Budde (1963-76)	177
	Tamba Hali (2006-17)	177
16.	Derrick Thomas (1989-99)	169
	Tim Grunhard (1990-00)	169
18.	Bobby Bell (1963-74)	168
19.	<b>Travis Kelce (2013-24)</b>	<b>167</b>
20.	Henry Marshall (1976-87)	165
21.	Johnny Robinson (1960-71)	164
22.	Tony Richardson (1995-05)	163
23.	Brian Waters (2000-10)	163
24.	Kevin Ross (1984-93, '97)	156
25.	<b>James Winchester (2015-24)</b>	<b>155</b>
26.	Jim Lynch (1967-77)	151
27.	Dave Hill (1963-74)	150
	Albert Lewis (1983-93)	150
29.	Willie Lanier (1967-77)	149
30.	Deron Cherry (1981-91)	148
31.	Tom Condon (1974-84)	147
32.	Lloyd Burruss (1981-91)	145
33.	Casey Wiegmann (2001-07, 2010-11)	143
34.	Dave Szott (1990-00)	142
35.	Jerry Mays (1961-70)	140
36.	Rich Baldinger (1983-92)	139
	Dave Lutz (1983-92)	139
38.	Neil Smith (1988-96)	138
39.	Art Still (1978-87)	136
	Jonathan Hayes (1985-93)	136
41.	Mike Bell (1979-85, '87-91)	135
42.	<b>Chris Jones (2016-24)</b>	<b>127</b>
43.	Otis Taylor (1965-75)	130
44.	Jerome Woods (1996-05)	128
	Eric Hicks (1998-06)	128
46.	E.J. Holub (1961-70)	127
47.	Matt Herkenhoff (1976-85)	125
	Stephone Paige (1983-91)	125
	Dan Saleaumua (1989-96)	125
	Kimble Anders (1991-00)	125
	Anthony Sherman (2013-20)	125
52.	Gary Spani (1978-86)	124
53.	John Browning (1996-05)	121
54.	Carlos Carson (1980-89)	120
55.	Charlie Getty (1974-82)	119
	Jason Dunn (2000-07)	119
57.	Fred Arbanas (1962-70)	118
	Dave Lindstrom (1978-85)	118
	Greg Wesley (2000-07)	118
	Dwayne Bowe (2007-14)	118
61.	Donnie Edwards (1996-01, 2007-08)	117
	Eric Fisher (2013-20)	117
63.	Bill Maas (1984-92)	116
64.	Jim Kearney (1967-75)	115
	Eric Warfield (1998-05)	115
	<b>Harrison Butker (2017-24)</b>	<b>115</b>
67.	Daniel Sorensen (2014-21)	111
68.	Tracy Simien (1991-97)	109
69.	Sherrill Headrick (1960-67)	108
70.	Curtis McClinton (1962-69)	107
	Ed Beckman (1977-84)	107
72.	Bill Kenney (1980-88)	106
	Kendall Gammon (2000-06)	106
74.	Thomas Gafford (2008-14)	105
75.	Ed Podolak (1969-77)	104
	Dale Carter (1992-98)	104
	<b>Patrick Mahomes (2017-24)</b>	<b>104</b>
78.	Chris Burford (1960-67)	103
	Leonard Griffin (1986-93)	103
	Jamaal Charles (2008-16)	103
81.	Justin Houston (2011-18)	102
	Allen Bailey (2011-18)	102
83.	Gary Barbaro (1976-82)	101
84.	Whitney Paul (1976-81, '86)	100
	Gary Green (1977-83)	100

### Games Started

Includes all players with 100 games started, compiled since 1968

	Player	Games Started
1.	Will Shields (1993-06)	223
2.	Tony Gonzalez (1997-08)	174
3.	Jack Rudnay (1970-82)	171
4.	Derrick Johnson (2005-17)	169
5.	Tim Grunhard (1990-00)	164
6.	<b>Travis Kelce (2013-24)</b>	<b>160</b>
7.	Len Dawson (1962-75)	157*
	Derrick Thomas (1989-99)	157
	Tamba Hali (2006-17)	157
10.	John Alt (1984-96)	149
	Brian Waters (2000-10)	149
11.	Emmitt Thomas (1966-78)	148**
13.	Kevin Ross (1984-93, '97)	144
14.	Casey Wiegmann (2001-07, 2010-11)	143
15.	Willie Lanier (1967-77)	137**
	Jim Lynch (1967-77)	137**
17.	Dave Szott (1990-00)	136
18.	Henry Marshall (1976-87)	135
19.	Art Still (1978-81)	133
20.	Albert Lewis (1983-93)	128
21.	Neil Smith (1988-96)	127
22.	Deron Cherry (1981-91)	124
23.	Dave Lutz (1983-92)	123
24.	Willie Lanier (1967-77)	122
	Matt Herkenhoff (1976-85)	122
26.	Tom Condon (1974-84)	119
27.	Dan Saleaumua (1989-96)	116
28.	Eric Fisher (2013-20)	113
29.	Jim Kearney (1967-75)	112**
	Dwayne Bowe (2007-14)	111
31.	Bill Maas (1984-91)	111
32.	Buck Buchanan (1963-75)	109**
33.	Gary Spani (1978-86)	108
34.	Jerome Woods (1996-05)	105
35.	Charlie Getty (1974-82)	104
	Eric Hicks (1998-06)	104
	<b>Patrick Mahomes (2017-24)</b>	<b>104</b>
38.	Lloyd Burruss (1981-91)	103
	Rich Baldinger (1983-92)	103
	Greg Wesley (2000-07)	103
41.	Gary Barbaro (1976-82)	101
41.	Donnie Edwards (1996-01, 2007-08)	100
	Mike Bell (1979-85, '87-91)	100

\* Includes all of Dawson's starts dating back to '62. \*\* Does not include starts prior to '68.

### Rushing

Includes all players with 1,000 rushing yards

	Player	No.	Yds.	Avg.	TD
1.	Jamaal Charles (2008-15)	1322	7,260	5.5	43
2.	Priest Holmes (2001-07)	1321	6,070	4.6	76
3.	Larry Johnson (2003-09)	1375	6,015	4.4	55
4.	Christian Okoye (1987-92)	1246	4,897	3.9	40
5.	Ed Podolak (1969-77)	1157	4,451	3.8	34
6.	Abner Haynes (1960-64)	794	3,814	4.8	39
7.	Marcus Allen (1993-97)	932	3,698	4.0	44
8.	Mike Garrett (1966-70)	736	3,246	4.4	24
9.	Curtis McClinton (1962-69)	762	3,124	4.1	18
10.	Herman Heard (1984-89)	651	2,694	4.1	13
11.	Wendell Hayes (1968-74)	668	2,560	3.8	18
12.	Greg Hill (1994-97)	588	2,436	4.1	6
13.	Ted McKnight (1977-81)	528	2,344	4.4	22
14.	Barry Word (1990-92)	527	2,306	4.4	12
15.	Kimble Anders (1991-00)	490	2,261	4.6	9
16.	Tony Reed (1977-80)	513	2,184	4.3	8
17.	Kareem Hunt (2017-18)	453	2,151	4.7	15
18.	<b>Patrick Mahomes (2017-23)</b>	<b>374</b>	<b>1,936</b>	<b>5.2</b>	<b>12</b>
19.	Donnell Bennett (1994-00)	519	1,902	3.7	17
20.	<b>C. Edwards-Helaire (2020-23)</b>	<b>441</b>	<b>1,845</b>	<b>4.2</b>	<b>12</b>
21.	<b>Isiah Pacheco (2022-23)</b>	<b>375</b>	<b>1,765</b>	<b>4.7</b>	<b>12</b>
22.	Robert Holmes (1968-71)	408	1,719	4.2	12
23.	Alex Smith (2013-17)	317	1,672	5.3	10
24.	Spencer Ware (2015-19)	354	1,621	4.6	11
25.	Tony Richardson (1995-05)	395	1,576	4.0	15
26.	Joe Delaney (1981-82)	321	1,501	4.6	3
27.	Woody Green (1974-76)	375	1,442	3.8	9
28.	Jack Spikes (1960-64)	329	1,392	4.2	12
29.	Thomas Jones (2010-11)	398	1,374	3.5	6
30.	Billy Jackson (1981-84)	399	1,365	3.4	16
31.	Len Dawson (1962-75)	283	1,253	4.4	9
32.	Bert Coan (1963-68)	273	1,249	4.6	15
33.	MacArthur Lane (1975-78)	318	1,209	3.8	8
34.	Mack Lee Hill (1964-65)	230	1,203	5.2	6
35.	Warren McVea (1969-73)	239	1,053	4.4	10
36.	James Hadnot (1980-83)	266	1,029	3.9	5

### Receptions

Includes all players with 100 receptions

	Player	No.	Yds.	Avg.	TD
1.	Tony Gonzalez (1997-08)	916	10,940	11.9	76
2.	<b>Travis Kelce (2013-23)</b>	<b>907</b>	<b>11,328</b>	<b>12.5</b>	<b>74</b>
3.	Dwayne Bowe (2007-14)	532	7,155	13.4	44
4.	Tyreek Hill (2016-21)	479	6,630	13.8	56
5.	Henry Marshall (1976-87)	416	6,545	15.7	33
6.	Otis Taylor (1965-75)	410	7,306	17.8	57
7.	Chris Burford (1960-67)	391	5,505	14.1	55

# SUPERLATIVES

8.	Stephone Paige (1983-91)	377	6,341	16.8	49
9.	Kimble Anders (1991-00)	369	2,829	7.7	9
10.	Carlos Carson (1980-89)	352	6,360	18.1	33
11.	Eddie Kennison (2001-07)	321	5,230	16.3	25
12.	Ed Podolak (1969-77)	288	2,456	8.5	6
13.	Jamaal Charles (2008-16)	285	2,457	8.6	20
14.	Priest Holmes (2001-07)	251	2,377	9.5	7
15.	Derrick Alexander (1998-01)	213	3,685	17.3	19
16.	Abner Haynes (1960-65)	199	2,739	13.8	17
17.	Fred Arbanas (1962-70)	198	3,101	15.7	34
18.	Todd McNair (1989-93, '96)	186	1,856	10.0	6
19.	J.J. Birden (1990-94)	183	2,819	15.4	14
20.	Tony Richardson (1995-05)	177	1,298	7.3	9
21.	Willie Davis (1991-95)	172	3,014	17.5	20
22.	Dexter McCluster (2010-13)	172	1,500	8.7	5
23.	J.T. Smith (1978-84)	167	2,273	13.6	8
24.	Mecole Hardman (2019-23)	165	2,206	13.4	16
25.	Walter White (1975-79)	163	2,396	14.7	16
26.	Frank Jackson (1961-65)	163	2,516	15.4	21
27.	Curtis McClinton (1962-69)	154	1,945	12.6	14
28.	Larry Johnson (2003-09)	151	1,369	9.1	6
29.	Emile Harry (1986-92)	149	1,999	13.4	9
30.	Dante Hall (2000-06)	145	1,615	11.1	9
31.	Demarcus Robinson (2016-21)	145	1,679	11.6	14
32.	Marcus Allen (1993-97)	141	1,153	8.2	3
33.	Mike Garrett (1966-70)	141	1,231	8.7	7
34.	Tony Reed (1977-80)	138	1,382	10.0	2
35.	Jonathan Hayes (1985-93)	135	1,541	11.4	12
36.	Johnnie Morton (2002-04)	134	1,932	14.4	8
37.	Andre Rison (1997-99)	133	1,852	13.9	12
38.	Herman Heard (1984-89)	132	1,125	8.5	3
39.	Jeremy Maclin (2015-16)	131	1,624	12.4	10
40.	MacArthur Lane (1975-78)	130	1,207	9.3	1
41.	Sammy Watkins (2018-20)	129	1,613	12.5	8
42.	Albert Wilson (2014-17)	124	1,544	12.5	7
43.	Wendell Hayes (1968-74)	116	993	8.6	5
44.	Keith Cash (1992-96)	111	1,046	9.4	9
45.	Samie Parker (2004-07)	110	1,529	13.9	7
46.	Chris Conley (2015-18)	104	1,238	11.9	6
47.	Lake Dawson (1994-97)	103	1,406	13.7	10

## Receiving Yards

Includes all players with 1,000 receiving yards

Player	Yds.	No.	Avg.	TD
1. Travis Kelce (2013-23)	11,328	907	12.5	74
2. Tony Gonzalez (1997-08)	10,940	916	11.9	76
3. Otis Taylor (1965-75)	7,306	410	17.8	57
4. Dwayne Bowe (2007-14)	7,155	532	13.4	44
5. Tyreek Hill (2016-21)	6,630	479	13.8	56
6. Henry Marshall (1976-87)	6,545	416	15.7	33
7. Carlos Carson (1980-89)	6,360	352	18.1	33
8. Stephone Paige (1983-91)	6,341	377	16.8	49
9. Chris Burford (1960-67)	5,505	391	14.1	55
10. Eddie Kennison (2001-07)	5,230	321	16.3	25
11. Derrick Alexander (1998-01)	3,685	213	17.3	19
12. Fred Arbanas (1962-70)	3,101	198	15.7	34
13. Willie Davis (1991-95)	3,014	172	17.5	20
14. Kimble Anders (1991-00)	2,829	369	7.7	9
15. J.J. Birden (1990-94)	2,819	183	15.4	14
16. Abner Haynes (1960-65)	2,739	199	13.8	17
17. Frank Jackson (1961-65)	2,516	163	15.4	21
18. Ed Podolak (1969-77)	2,456	288	8.5	6
19. Jamaal Charles (2008-15)	2,443	283	8.6	20
20. Walter White (1975-79)	2,396	163	14.7	16
21. Priest Holmes (2000-07)	2,377	251	9.5	7
22. J.T. Smith (1978-84)	2,273	167	3.6	8
23. Mecole Hardman (2019-23)	2,206	165	13.3	16
24. Emile Harry (1986-92)	1,999	149	13.4	9
25. Curtis McClinton (1962-69)	1,945	154	12.6	14
26. Johnnie Morton (2002-04)	1,932	134	14.4	8
27. Todd McNair (1989-93, '96)	1,856	186	10.0	6
28. Andre Rison (1997-99)	1,852	133	13.9	12
29. Larry Brunson (1974-77)	1,723	98	17.6	5
30. Demarcus Robinson (2016-21)	1,679	145	11.6	14
31. Jeremy Maclin (2015-16)	1,624	131	12.4	10
32. Dante Hall (2000-06)	1,615	145	11.1	9
33. Sammy Watkins (2018-20)	1,613	129	12.5	8
34. Albert Wilson (2014-17)	1,544	124	12.5	7
35. Jonathan Hayes (1985-93)	1,541	135	11.4	12
36. Samie Parker (2004-07)	1,529	110	13.9	7
37. Dexter McCluster (2010-13)	1,500	172	8.7	5
38. Frank Pitts (1965-70)	1,450	78	18.6	11
39. Lake Dawson (1994-97)	1,406	103	13.7	10
40. Tony Reed (1977-80)	1,382	138	10.0	2
41. Larry Johnson (2003-09)	1,369	151	9.1	6
42. Gloster Richardson (1967-70)	1,358	62	21.9	12
43. Tony Richardson (1995-05)	1,298	177	7.3	9
44. Anthony Hancock (1982-86)	1,266	73	17.3	5
45. Chris Conley (2016-18)	1,238	104	11.9	6
46. Mike Garrett (1966-70)	1,231	141	8.7	7
47. Johnny Robinson (1960-71)	1,228	77	15.9	9
48. MacArthur Lane (1975-78)	1,207	130	9.3	1
49. Tim Barnett (1991-93)	1,188	82	14.5	10
50. Kevin Lockett (1997-00)	1,164	87	13.4	4
51. Marcus Allen (1993-97)	1,153	141	8.2	3
52. Herman Heard (1984-89)	1,125	132	8.5	3
53. Robb Thomas (1989-91)	1,098	92	11.9	7

54.	Elmo Wright (1971-74)	1,070	66	16.2	6
55.	Keith Cash (1992-96)	1,046	111	9.4	9
56.	Tony Moeaki (2010-13)	1,009	80	12.6	4
57.	Marquez Valdes-Scantling (2022-23)	1,002	63	15.9	3

## Passing

Includes all players with 4,000 passing yards

Player	Att.	Comp.	Yds.	Pct.	TD	INT
1. Len Dawson (1962-75)	3,696	2,115	28,507	.572	237	178
2. P. Mahomes (2017-23)	3,590	2,386	28,424	.665	219	63
3. Trent Green (2001-06)	2,777	1,720	21,459	.619	118	85
4. Alex Smith (2013-17)	2,436	1,587	17,608	.651	102	33
5. Bill Kenney (1979-88)	2,430	1,330	17,277	.547	105	86
6. Steve DeBerg (1988-91)	1,616	934	11,873	.578	67	50
7. Mike Livingston (1968-79)	1,751	912	11,295	.521	56	83
8. Elvis Grbac (1997-00)	1,548	897	10,643	.579	66	47
9. Matt Cassel (2009-12)	1,489	854	9,549	.574	59	44
10. Steve Bono (1994-96)	1,075	594	6,489	.553	37	27
11. Joe Montana (1993-94)	791	480	5,427	.607	29	16
12. Steve Fuller (1979-82)	817	465	5,333	.569	22	32
13. Cotton Davidson (1960-61)	709	330	4,919	.465	32	39
14. Damon Huard (2004-08)	657	404	4,612	.615	24	18
15. Todd Blackledge (1983-87)	742	364	4,510	.491	26	32
16. Dave Krieg (1992-93)	602	335	4,353	.556	22	15

## Scoring

Includes all players with 100 total points

Player	TD	FG	PAT	2Pt.	Tot.
1. Nick Lowery (1980-93)	0	329	479	0	1,466
2. Jan Stenerud (1967-79)	0	279	394	0	1,231
3. Harrison Butker (2017-23)	0	197	309	0	900
4. Ryan Succop (2009-13)	0	119	160	0	517
5. Priest Holmes (2001-07)	83	0	0	1	500
6. Travis Kelce (2013-23)	77	0	0	5	472
7. Tony Gonzalez (1997-08)	76	0	0	3	462
8. Pete Stoyanovich (1996-00)	93	0	163	0	442
9. Tyreek Hill (2016-21)	67	0	0	0	402
10. Cairo Santos (2014-17)	89	0	125	0	392
11. Jamaal Charles (2008-15)	64	0	0	1	386
12. Larry Johnson (2003-09)	61	0	0	0	366
13. Otis Taylor (1965-75)	60	0	0	0	360
14. Abner Haynes (1960-64)	58	0	0	0	348
15. Lawrence Tynes (2004-06)	68	0	137	0	341
16. Chris Burford (1960-67)	55	0	0	1	332
17. Stephone Paige (1983-91)	49	0	0	0	294
18. Tommy Brooker (1962-66)	3	41	149	0	290
19. Marcus Allen (1993-97)	47	0	0	1	284
20. Dwayne Bowe (2007-14)	44	0	0	0	264
21. Ed Podolak (1969-77)	40	0	0	0	240
22. Christian Okoye (1987-92)	40	0	0	0	240
23. Morten Andersen (2002-03)	38	0	109	0	223
24. Jack Spikes (1960-64)	14	19	69	1	212
25. Lin Elliott (1994-95)	49	0	64	0	211
26. Henry Marshall (1976-86)	35	0	0	0	210
27. Fred Arbanas (1962-70)	34	0	0	1	206
28. Carlos Carson (1980-89)	33	0	0	0	198
29. Curtis McClinton (1962-69)	32	0	0	2	196
30. Mike Garrett (1966-70)	32	0	0	0	192
31. Todd Peterson (2000-01)	42	0	52	0	178
32. Frank Jackson (1961-65)	28	0	0	0	168
33. Eddie Kennison (2001-07)	25	0	0	2	154
34. Kareem Hunt (2017-18)	25	0	0	0	150
35. Tony Richardson (1995-05)	24	0	0	0	144
36. Wendell Hayes (1968-74)	23	0	0	0	138
37. Ted McKnight (1977-81)	23	0	0	0	138
38. Willie Davis (1991-95)	20	0	0	1	122
39. Mecole Hardman (2019-23)	20	0	0	1	122
40. Derrick Alexander (1998-01)	20	0	0	0	120
41. Dante Hall (2000-06)	20	0	0	0	120
42. C. Edwards-Helaire (2020-23)	19	0	0	1	116
43. Bert Coan (1963-68)	19	0	0	0	114
44. Kimble Anders (1991-00)	18	0	0	0	108
45. Donnell Bennett (1994-00)	18	0	0	0	108
46. Billy Jackson (1981-84)	18	0	0	0	108
47. Johnny Robinson (1960-71)	18	0	0	0	108

## Touchdowns

Includes all players with 20 total touchdowns

Player	Rec.	Rush.	Return	Total
1. Priest Holmes (2001-07)	7	76	0	83
2. Travis Kelce (2013-23)	74	2	1*	77
3. Tony Gonzalez (1997-08)	76	0	0	76
4. Tyreek Hill (2016-21)	56	6	5	67
5. Jamaal Charles (2008-14)	20	43	1	64
6. Larry Johnson (2003-09)	6	55	0	61
7. Otis Taylor (1965-75)	57	3	0	60
8. Abner Haynes (1960-64)	17	39	2	58
9. Chris Burford (1960-67)	55	0	0	55
10. Stephone Paige (1983-91)	49	0	0	49
11. Marcus Allen (1993-97)	3	44	0	47
12. Dwayne Bowe (2007-14)	44	0	0	44
13. Ed Podolak (1969-77)	6	34	0	40



# SUPERLATIVES

15.	Christian Okoye (1987-92)	0	40	0	40
16.	Henry Marshall (1976-86)	33	2	0	35
16.	Fred Arbanas (1962-70)	34	0	0	34
17.	Carlos Carson (1980-89)	33	0	0	33
18.	Curtis McClinton (1962-69)	14	18	0	32
	Mike Garrett (1966-70)	7	24	1	32
20.	Frank Jackson (1961-65)	21	7	0	28
21.	Eddie Kennison (2001-07)	25	0	0	25
	Kareem Hunt (2017-18)	10	15	0	25
23.	Tony Richardson (1995-05)	9	15	0	24
24.	Wendell Hayes (1968-74)	5	18	0	23
	Ted McKnight (1977-81)	1	22	0	23
26.	Willie Davis (1991-95)	20	0	0	20
	Derrick Alexander (1998-01)	19	1	0	20
	Dante Hall (2000-06)	9	0	11	20
	Mecole Hardman (2019-23)	16	2	2	20

\*Offensive Return

## Interceptions

Includes all players with 15 interceptions

	Player	No.	Yds.	Avg.	TD
1.	Emmitt Thomas (1966-78)	58	937	16.2	5
2.	Johnny Robinson (1960-71)	57	741	13.0	1
3.	Deron Cherry (1981-91)	50	688	13.8	1
4.	Gary Barbaro (1976-82)	39	771	19.8	3
5.	Albert Lewis (1983-93)	38	329	8.7	0
6.	Bobby Hunt (1962-67)	37	674	18.2	1
7.	Kevin Ross (1984-93, '97)	30	561	18.7	2
8.	Greg Wesley (2000-07)	29	542	18.7	0
9.	Willie Lanier (1967-77)	27	440	16.3	2
10.	Bobby Bell (1963-74)	26	479	18.4	6
11.	Gary Green (1977-83)	24	330	13.8	1
12.	Jim Kearney (1967-75)	23	462	20.0	5
13.	Lloyd Burruss (1981-91)	22	509	23.1	4
14.	Dale Carter (1992-98)	21	183	8.7	1
	James Hasty (1995-00)	21	304	14.5	1
16.	Duane Wood (1960-64)	20	247	13.4	1
	Mike Sensibaugh (1971-75)	20	331	16.6	0
	Eric Warfield (1998-05)	20	236	11.8	3
19.	Dave Grayson (1961-64)	19	309	16.3	1
	Marcus Peters (2015-17)	19	480	25.3	2
21.	Jim Lynch (1967-77)	17	191	11.2	1
	Eric Harris (1980-82)	17	229	13.5	1
	Brandon Flowers (2008-13)	17	344	20.2	3
24.	Willie Mitchell (1964-70)	16	302	18.9	3
25.	Jerome Woods (1996-05)	15	282	18.8	2

## Sacks

Includes all players with 20.0 sacks

1.	Derrick Thomas (1989-99)	126.5
2.	Tamba Hali (2006-17)	89.5
3.	Neil Smith (1988-96)	86.5

4.	Justin Houston (2011-18)	78.5
6.	<b>Chris Jones (2016-23)</b>	<b>75.5</b>
5.	Art Still (1978-87)	73.0*
7.	Mike Bell (1979-85, 87-91)	51.0*
8.	Eric Hicks (1998-06)	44.5
9.	Jared Allen (2004-07)	43.0
10.	Bill Maas (1984-92)	40.0
11.	Wilbur Young (1973-77)	35.0*
12.	Dee Ford (2014-18)	30.5
13.	Dan Saleamua (1989-96)	28.0
14.	John Browning (1996-05)	27.5
	Derrick Johnson (2005-17)	27.5
16.	Whitney Paul (1976-81, 86)	24.0*
17.	Joe Phillips (1992-97)	23.5
	Frank Clark (2019-22)	23.5

Note: Sacks became recognized as an official statistic in 1982. \*The Chiefs began recording sacks in 1973.

## Tackles

Includes all players with 500 tackles

1.	Derrick Johnson (2005-17)	1,262
2.	Art Still (1978-89)	1,992
3.	Gary Spani (1978-86)	999
4.	<b>Derrick Johnson (1980-91)</b>	<b>924</b>
6.	Donnie Edwards (1996-2001, 07-08)	883
7.	Kevin Ross (1984-93, 97)	827
8.	Derrick Thomas (1989-99)	728
9.	Jerome Woods (1996-05)	720
10.	Greg Wesley (2000-07)	701
11.	Lloyd Burruss (1981-91)	628
12.	Dino Hackett (1986-92)	625
13.	Tracy Simien (1991-97)	595
14.	Eric Hicks (1998-06)	574
15.	Marvucus Patton (1999-02)	573
16.	Albert Lewis (1983-93)	555
17.	Neil Smith (1988-96)	546

## Punting

Based on Avg.; minimum 200 punts

	Player	No.	Yds.	Avg.
1.	Tommy Townsend (2020-23)	201	9,533	47.43
2.	Dustin Colquitt (2005-19)	1,124	50,393	44.83
3.	Jerrel Wilson (1963-77)	1,018	44,218	43.44
4.	Louie Aguiar (1994-98)	421	17,930	42.59
5.	Jim Arnold (1983-85)	284	11,934	42.02
6.	Bryan Barker (1990-93)	272	11,267	41.42
7.	Bob Grupp (1979-81)	214	8,756	40.92
8.	Kelly Goodburn (1987-90)	219	8,812	40.24

## Punt Returning

Based on Avg.; minimum 50 punt returns

	Player	No.	Yds.	Avg.	TD
1.	Dexter McCluster (2010-13)	79	959	12.1	3
2.	Tyreek Hill (2016-21)	86	1,009	11.7	4
3.	Noland Smith (1967-69)	53	589	11.1	1
4.	Abner Haynes (1960-64)	55	598	10.9	0
5.	Tamarick Vanover (1995-99)	181	1,930	10.7	4
6.	J.T. Smith (1979-84)	216	2,289	10.6	4
7.	Willie Mitchell (1964-70)	56	564	10.1	1
8.	Dante Hall (2000-06)	188	1,882	10.0	5

## Kickoff Returning

Based on Avg.; minimum 50 returns

	Player	No.	Yds.	Avg.	TD
1.	Knile Davis (2013-16)	72	1,942	27.0	2
2.	Noland Smith (1967-69)	68	1,822	26.8	1
3.	Dave Grayson (1961-64)	84	2,231	26.6	1
4.	Abner Haynes (1960-64)	52	1,326	25.5	1
5.	De'Anthony Thomas (2014-19)	58	1,422	24.5	0
6.	Jamaal Charles (2008-16)	51	1,246	24.4	1
7.	Tamarick Vanover (1995-99)	212	5,099	24.1	4
8.	Dante Hall (2000-06)	360	8,644	24.0	6

## LONGEST PLAYS

### Rushing

	Player (Opponent, Date)	Yards
1.	Jamaal Charles (at New Orleans, 9/23/12)	91 (TD)
2.	Damien Williams (vs. Minnesota, 11/3/19)	91 (TD)
3.	Jamaal Charles (vs. Indianapolis, 12/23/12)	86 (TD)
4.	Ted McKnight (at Seattle, 9/30/79)	84 (TD)
5.	Damien Williams (vs. L.A. Chargers, 12/29/19)	84 (TD)
6.	Joe Delaney (vs. Denver, 10/18/81)	82 (TD)
7.	Derrick Alexander (vs. Pittsburgh, 12/18/99)	82 (TD)
8.	Abner Hayes (at N.Y. Jets, 11/29/64)	80 (TD)
9.	Warren McVea (vs. Cincinnati, 10/26/69)	80 (TD)
10.	Jamaal Charles (at St. Louis, 12/19/10)	80 (TD)
11.	Jamaal Charles (at Cleveland, 12/9/12)	80 (TD)
12.	Mike Garrett (vs. Houston, 10/30/66)	77 (TD)
13.	Robert Holmes (at Miami, 9/28/68)	76 (TD)
14.	Steve Bono (at Arizona, 10/1/95)	76 (TD)
15.	Jamaal Charles (vs. Buffalo, 12/13/09)	76 (TD)
16.	Jack Spikes (vs. San Diego, 9/10/61)	74 (TD)
17.	Abner Hayes (vs. Buffalo, 9/30/62)	71 (TD)
18.	Thomas Jones (vs. Jacksonville, 10/24/10)	70 (TD)
19.	Tyreek Hill (vs. Denver, 12/25/16)	70 (TD)
20.	Alex Smith (at N.Y. Jets, 12/31/17)	70 (TD)

### Passing

	Player (Opponent, Date)	Yards
1.	*Trent Green - Marc Boerigter (vs. San Diego, 12/22/02)	99 (TD)
2.	**Mike Livingston - Otis Taylor (vs. Miami, 10/19/69)	93 (TD)
3.	Len Dawson - Tommy Brooker (at Denver, 11/18/62)	92 (TD)
4.	Len Dawson - Gloster Richardson (at Oakland, 11/3/68)	92 (TD)
5.	Len Dawson - Frank Pitts (vs. Boston, 11/17/68)	90 (TD)
6.	Steve DeBerg - J.J. Birden (vs. San Diego, 11/18/90)	90 (TD)
7.	<b>Patrick Mahomes - Demarcus Robinson (vs. Oakland, 12/30/18)</b>	<b>89 (TD)</b>
8.	Len Dawson - Otis Taylor (vs. Miami, 11/13/66)	89 (TD)
9.	Steve DeBerg - Stephone Paige (at New England, 12/2/90)	86 (TD)
10.	Elvis Grbac - Derrick Alexander (at Chicago, 9/12/99)	86 (TD)
11.	Len Dawson - Larry Brunson (vs. San Diego, 11/10/74)	84 (TD)
12.	Bill Kenney - Stephone Paige (vs. San Diego, 12/22/85)	84 (TD)
13.	Steve DeBerg - Stephone Paige (at Denver, 9/17/90)	83 (TD)
14.	<b>Patrick Mahomes - Mecole Hardman (vs. Baltimore, 9/22/19)</b>	<b>83 (TD)</b>
15.	Len Dawson - Frank Jackson (vs. N.Y. Jets, 12/22/63)	82 (TD)
16.	Len Dawson - Otis Taylor (vs. Pittsburgh, 10/18/71)	82 (TD)
17.	Len Dawson - Frank Jackson (at Denver, 9/7/63)	81 (TD)
18.	Bill Kenney - Carlos Carson (vs. Seattle, 12/27/87)	81 (TD)
19.	Elvis Grbac - Derrick Alexander (vs. San Diego, 10/31/99)	81 (TD)
20.	Elvis Grbac - Derrick Alexander (at New England, 12/4/00)	81 (TD)
21.	Steve DeBerg - Carlos Carson (at N.Y. Jets, 10/2/88)	80 (TD)
22.	Rich Gannon - Andre Rison (vs. Seattle, 10/4/98)	80 (TD)
23.	Alex Smith - Travis Kelce (vs. Denver, 12/25/16)	80 (TD)
24.	Alex Smith - Charcandrick West (vs. Broncos, 11/15/15)	80 (TD)

\*Tied NFL record \*\*Taylor accounted for 79 yards, then lateralled to Robert Holmes for 14 yards.

### Interception Returns

	Player (Opponent, Date)	Yards
1.	Gary Barbaro (vs. Seattle, 12/11/77)	102 (TD)
2.	Tim Collier (at Oakland, 12/18/77)	100 (TD)
3.	Sean Smith (at Buffalo, 11/3/13)	100 (TD)
4.	Dave Grayson (vs. New York Titans, 12/17/61)	99 (TD)
5.	Kevin Ross (at San Diego, 9/6/92)	99 (TD)
6.	<b>Jaylen Watson (vs. L.A. Chargers, 9/15/22)</b>	<b>99 (TD)</b>
7.	Andy Studebaker (vs. Pittsburgh, 11/22/09)	94 (TD)
8.	Brandon Flowers (at N.Y. Jets, 10/26/08)	91 (TD)
9.	Mark McMillian (at San Diego, 12/14/97)	87 (TD)
10.	Lloyd Burruss (L.A. Raiders, 10/28/91)	83 (TD)
11.	David Webster (vs. Oakland, 10/9/60)	80 (TD)
12.	Jerome Woods (at Green Bay, 10/12/03)	79 (TD)

### Fumble Returns

	Player (Opponent, Date)	Yards
1.	Chris Martin (vs. Miami, 10/13/91)	100 (TD)
2.	Bashaud Breeland (at Detroit, 9/29/19)	100 (TD)
3.	Mike Edwards (at L.A. Chargers, 1/7/24)	97 (TD)
4.	Gary Spani (at Oakland, 10/25/81)	91 (TD)
5.	Derrick Thomas (at Seattle, 12/5/93)	86 (TD)
6.	<b>Nick Bolton (at Denver, 1/8/22)</b>	<b>86 (TD)</b>
7.	James Hasty (vs. Oakland, 9/8/96)	80 (TD)
8.	Sammy Knight (vs. Washington, 10/16/05)	80 (TD)
9.	Donnie Edwards (at Chicago, 9/12/99)	79 (TD)
10.	Maurice Leggett (at Oakland, 11/30/08)	67 (TD)
11.	Thomas Howard (at Pittsburgh, 9/6/81)	65 (TD)
12.	Mike Edwards (four yards) and <b>Bryan Cook (59 yards) (vs. Miami*, 11/5/23)</b>	<b>63 (TD)</b>
13.	Jerry Mays (vs. N.Y. Jets, 12/22/63)	58 (TD)
14.	Tyron Brackenridge (at San Diego, 9/30/07)	50 (TD)
15.	Whitey Paul (vs. Denver, 10/18/81)	47 (TD)

\*Game in Frankfurt, Germany

### Punt Returns

	Player (Opponent, Date)	Yards
1.	Tyreek Hill (vs. San Diego, 1/1/17)	95 (TD)
2.	Dexter McCluster (vs. San Diego, 9/13/10)	94 (TD)
3.	Dante Hall (vs. Denver, 10/5/03)	93 (TD)
4.	Tyreek Hill (at LA Chargers, 9/9/18)	91 (TD)
5.	Dante Hall (vs. Arizona, 12/1/02)	90 (TD)
6.	Dexter McCluster (vs. N.Y. Giants, 9/29/13)	89 (TD)
7.	J.T. Smith (vs. Oakland, 9/23/79)	88 (TD)
8.	Dale Carter (at Seattle, 11/22/92)	86 (TD)
9.	Tamarick Vanover (vs. San Diego, 10/9/95)	86 (TD)
10.	Dante Hall (vs. St. Louis, 12/8/02)	86 (TD)
11.	*Jitter Fields (vs. Denver, 10/18/87)	85 (TD)
12.	Tamarick Vanover (vs. Oakland, 1/2/00)	84 (TD)
13.	Tamarick Vanover (vs. Buffalo, 9/14/97)	82 (TD)
14.	Tyreek Hill (at Houston, 10/8/17)	82 (TD)
15.	De'Anthony Thomas (vs. Oakland, 12/14/14)	81 (TD)
16.	Noland Smith (vs. N.Y. Jets, 9/15/68)	80 (TD)
17.	Tamarick Vanover (at Denver, 12/5/99)	80 (TD)

\* Replacement game

### Kickoff Returns

	Player (Opponent, Date)	Yards
1.	Knile Davis (vs. Denver, 12/1/13)	108 (TD)
2.	Noland Smith (at Denver, 12/17/67)	106 (TD)
3.	Mecole Hardman (vs. L.A. Chargers, 12/29/19)	104 (TD)
4.	Byron Pringle (at Denver, 10/25/20)	102 (TD)
5.	Dante Hall (vs. Pittsburgh, 9/14/03)	100 (TD)
6.	Dave Grayson (at Denver, 9/7/63)	99 (TD)
7.	Tamarick Vanover (at Seattle, 9/3/95)	99 (TD)
8.	Knile Davis (vs. St. Louis, 10/26/14)	99 (TD)
9.	Boyce Green (at Pittsburgh, 12/21/86)	97 (TD)
10.	Tamarick Vanover (at Denver, 10/27/96)	97 (TD)
11.	Dante Hall (at Baltimore, 9/28/03)	97 (TD)
12.	Dante Hall (vs. Denver, 12/19/04)	97 (TD)
13.	Jamaal Charles (vs. Pittsburgh, 11/22/09)	97 (TD)
14.	Tremaine Smith (at New England, 10/14/18)	97 (TD)
15.	Dante Hall (vs. San Diego, 11/28/04)	96 (TD)
16.	Dante Hall (vs. Philadelphia, 10/2/05)	96 (TD)
17.	Paul Palmer (vs. San Diego, 9/13/87)	95 (TD)
18.	Quintin Demps (at Washington, 12/8/813)	95 (TD)

### Punts

	Player (Opponent, Date)	Yards
1.	Dustin Colquitt (vs. San Diego 12/2/07)	81
2.	Dustin Colquitt (at Denver 12/31/17)	77
3.	Dan Stryzinski (at Oakland, 9/9/01)	76
4.	Tommy Townsend (at Denver, 12/12/22)	76
5.	Bob Grupp (vs. San Diego, 11/4/79)	74
6.	Tommy Townsend (L.A. Chargers, 9/15/22)	74
7.	Dustin Colquitt (vs. Oakland, 9/14/08)	73
8.	Dustin Colquitt (at Oakland, 12/23/06)	72
9.	Dustin Colquitt (at St. Louis, 12/19/10)	72
10.	Dustin Colquitt (at Oakland, 12/16/12)	71
11.	Jerrel Wilson (at Denver, 10/11/64)	70
12.	Jerrel Wilson (vs. Buffalo, 10/18/64)	70
13.	Jerrel Wilson (vs. Houston, 11/28/68)	70
14.	Dustin Colquitt (at Jacksonville, 11/8/09)	70

### Field Goals

	Player (Opponent, Date)	Yards
1.	<b>Harrison Butker (vs. Buffalo, 10/16/22)</b>	<b>62</b>
2.	<b>Harrison Butker (vs. Denver, 10/12/23)</b>	<b>60</b>
3.	Matthew Wright (vs. Las Vegas, 10/10/22)	59
4.	Nick Lowery (at Washington, 9/18/83)	58
5.	Nick Lowery (vs. L.A. Raiders, 9/12/85)	58
6.	<b>Harrison Butker (at L.A. Chargers, 9/20/20)</b>	<b>58</b>
7.	Nick Lowery (vs. Seattle, 9/14/80)	57
8.	<b>Harrison Butker (at Chicago, 12/22/19)</b>	<b>56</b>
9.	<b>Harrison Butker (vs. Denver, 12/5/21)</b>	<b>56</b>
10.	<b>Harrison Butker (at Denver, 10/29/23)</b>	<b>56</b>
11.	Jan Stenerud (at Denver, 10/4/70)	55
12.	<b>Harrison Butker (vs. Carolina, 11/8/20)</b>	<b>55</b>
13.	<b>Harrison Butker (vs. Green Bay, 11/7/21)</b>	<b>55</b>
14.	Jan Stenerud (at Houston, 9/9/67)	54
15.	Jan Stenerud (at Denver, 10/5/69)	54
16.	Jan Stenerud (at San Francisco, 12/6/71)	54
17.	Nick Lowery (vs. L.A. Raiders, 11/6/83)	54
18.	Nick Lowery (at Detroit, 11/26/87)	54
19.	Pete Stoyanovich (vs. Denver, 11/16/97)	54
20.	Ryan Succop (vs. Minnesota, 10/2/11)	54
21.	Cairo Santos (at Houston, 9/18/16)	54
22.	<b>Harrison Butker (at Seattle, 12/23/18)</b>	<b>54</b>
23.	<b>Harrison Butker (vs. Minnesota, 11/3/19)</b>	<b>54</b>
24.	<b>Harrison Butker (vs. Buffalo, 10/10/21)</b>	<b>54</b>
25.	<b>Harrison Butker (vs. Las Vegas, 12/12/21)</b>	<b>54</b>
26.	<b>Harrison Butker (at Arizona, 9/11/22)</b>	<b>54</b>
27.	<b>Harrison Butker (at New England, 12/17/23)</b>	<b>54</b>
28.	<b>Harrison Butker (vs. Cincinnati, 12/31/23)</b>	<b>54</b>
29.	Pete Stoyanovich (at Seattle, 11/8/98)	53
30.	Lawrence Tynes (vs. San Diego, 10/22/06)	53
31.	Ryan Succop (at Baltimore, 9/13/09)	53
32.	Ryan Succop (at St. Louis, 12/19/10)	53
33.	Ryan Succop (vs. New York Jets, 12/11/11)	53
34.	Cairo Santos (vs. St. Louis, 10/26/14)	53
35.	Cairo Santos (vs. at Baltimore, 12/20/15)	53
36.	<b>Harrison Butker (at Oakland, 10/19/17)</b>	<b>53</b>
37.	<b>Harrison Butker (vs. Oakland, 12/10/17)</b>	<b>53</b>
38.	<b>Harrison Butker (vs. Atlanta, 12/27/20)</b>	<b>53</b>
39.	<b>Harrison Butker (vs. Dallas, 11/21/21)</b>	<b>53</b>
40.	Jan Stenerud (at Miami, 9/28/68)	52
41.	Jan Stenerud (vs. Cincinnati, 10/13/68)	52
42.	Jan Stenerud (vs. Buffalo, 12/7/69)	52

# SUPERLATIVES

	Jan Stenerud (at Washington, 10/10/76) .....	52
	Nick Lowery (vs. Detroit, 10/26/80) .....	52
	Nick Lowery (vs. Oakland, 10/11/81) .....	52
	Nick Lowery (at Cincinnati, 9/9/84) .....	52
	Nick Lowery (at New York Giants, 11/25/84) .....	52
	Nick Lowery (at New Orleans, 9/8/85) .....	52
	Nick Lowery (at Detroit, 11/26/87) .....	52
	Nick Lowery (vs. Denver, 9/20/93) .....	52
	Eddie Murray (vs. Pittsburgh, 10/25/92) .....	52
	Pete Stoyanovich (at St. Louis, 10/26/97) .....	52
	Lawrence Tynes (at Miami, 10/21/05) .....	52
	Lawrence Tynes (at San Diego, 12/17/06) .....	52
	Ryan Succop (vs. Oakland, 10/28/12) .....	52
	Ryan Succop (vs. Carolina, 12/2/12) .....	52
	<b>Harrison Butker (at Washington, 10/17/21) .....</b>	<b>52</b>
	<b>Harrison Butker (at L.A. Chargers, 11/20/22) .....</b>	<b>52</b>
59.	Ben Agajanian (vs. Buffalo, 11/12/61) .....	51
	Jan Stenerud (at Dallas, 11/10/75) .....	51
	Nick Lowery (at Houston, 10/9/88) .....	51
	Nick Lowery (at N.Y. Giants, 12/11/88) .....	51
	Pete Stoyanovich (vs. Detroit, 9/26/99) .....	51
	Todd Peterson (vs. Denver, 12/16/01) .....	51
	Lawrence Tynes (at Miami 10/21/05) .....	51
	Ryan Succop (vs. Minnesota, 10/2/11) .....	51
	Ryan Succop (vs. N.Y. Giants, 9/29/13) .....	51
	Cairo Santos (at Cincinnati, 10/4/15) .....	51
	Cairo Santos (vs. Jacksonville, 11/6/16) .....	51
	<b>Harrison Butker (vs. Denver, 10/30/17) .....</b>	<b>51</b>
	<b>Harrison Butker (vs. L.A. Chargers, 12/16/17) .....</b>	<b>51</b>
	<b>Harrison Butker (at Denver, 1/8/22) .....</b>	<b>51</b>
73.	Mike Mercer (vs. San Diego, 11/6/66) .....	50
	Jan Stenerud (vs. Oakland, 11/23/67) .....	50
	Jan Stenerud (at San Diego, 10/29/72) .....	50
	Jan Stenerud (vs. Oakland, 12/8/74) .....	50
	Nick Lowery (vs. Seattle, 9/14/80) .....	50
	Nick Lowery (at Pittsburgh, 12/14/80) .....	50
	Nick Lowery (vs. Denver, 9/18/88) .....	50
	Nick Lowery (at Pittsburgh, 10/29/89) .....	50
	Pete Stoyanovich (at San Diego, 11/22/98) .....	50
	Morten Andersen (vs. Miami, 9/29/02) .....	50
	Lawrence Tynes (at Denver, 9/12/04) .....	50
	Lawrence Tynes (at San Diego, 12/05) .....	50
	Ryan Succop (at Oakland, 11/15/09) .....	50
	Cairo Santos (at Denver, 11/15/15) .....	50
	<b>Harrison Butker (at Oakland, 12/2/18) .....</b>	<b>50</b>
	<b>Harrison Butker (vs. Oakland, 12/1/19) .....</b>	<b>50</b>

## BIG YARDAGE DAYS

### Rushing

Includes all players with 150 rushing yards

	<b>Player (Opponent, Date)</b>	
1.	Jamaal Charles (at Denver, 1/3/10) .....	259
2.	Jamaal Charles (at New Orleans, 9/23/12) .....	233
3.	Jamaal Charles (vs. Indianapolis, 12/23/12) .....	226
4.	Larry Johnson (at Houston, 11/20/05) .....	211
5.	Larry Johnson (vs. Cincinnati, 1/1/06) .....	201
6.	Barry Word (vs. Detroit, 10/14/90) .....	200
7.	Larry Johnson (vs. Denver, 9/28/08) .....	198
8.	Priest Holmes (at Seattle, 11/24/02) .....	197
9.	Joe Delaney (vs. Houston, 11/15/81) .....	193
10.	Mike Garrett (vs. N.Y. Jets, 11/5/67) .....	192
11.	Derrick Blaylock (at New Orleans, 11/14/04) .....	186
12.	Priest Holmes (at San Diego, 11/4/01) .....	181
13.	Priest Holmes (at New England, 9/22/02) .....	180
14.	Jamaal Charles (vs. Buffalo, 10/31/10) .....	177
15.	Jamaal Charles (at Seattle, 11/28/10) .....	173
16.	Larry Johnson (at St. Louis, 11/5/06) .....	172
	Kareem Hunt (at L.A. Chargers, 9/24/17) .....	172
18.	Christian Okoye (vs. Dallas, 10/22/89) .....	170
19.	Mike Garrett (at Denver, 12/17/67) .....	169
20.	Priest Holmes (at Oakland, 12/9/01) .....	168
21.	Larry Johnson (at N.Y. Giants, 12/17/05) .....	167
22.	Jamaal Charles (at Cleveland, 12/9/12) .....	165
23.	Abner Hayes (vs. Buffalo, 9/30/62) .....	164
24.	Priest Holmes (at San Diego, 11/30/03) .....	162
25.	Mike Garrett (at San Diego, 12/18/66) .....	161
	Priest Holmes (at Denver, 12/15/02) .....	161
	<b>Clyde Edwards-Helaire (at Buffalo 10/19/20) .....</b>	<b>161</b>
28.	Jamaal Charles (vs. Seattle 11/16/14) .....	159
29.	Abner Hayes (vs. Oakland, 11/26/61) .....	158
	Robert Holmes (at Cincinnati, 11/10/68) .....	158
31.	Abner Hayes (at New York Titans, 11/24/60) .....	157
	Larry Johnson (vs. Denver, 11/23/06) .....	157
33.	Abner Hayes (at Houston, 11/22/64) .....	156
	Christian Okoye (at Seattle, 11/1/89) .....	156
	Tony Richardson (vs. Denver, 12/17/00) .....	156
36.	Larry Johnson (vs. Seattle, 10/29/06) .....	155
	Kareem Hunt (vs. L.A. Chargers, 12/16/17) .....	155
38.	Larry Johnson (vs. Oakland, 11/19/06) .....	154
	Jamaal Charles (vs. Cleveland, 12/20/09) .....	154
40.	Christian Okoye (at Miami, 10/13/91) .....	153
41.	Priest Holmes (at N.Y. Jets, 10/6/02) .....	152

### Passing

Includes all players with 350 passing yards

	<b>Player (Opponent, Date)</b>	
1.	Elvis Grbac (at Oakland, 11/5/00) .....	504
2.	<b>Patrick Mahomes (at L.A. Rams, 11/19/18) .....</b>	<b>478</b>
3.	Matt Cassel (at Denver, 11/14/10) .....	469

4.	<b>Patrick Mahomes (at Tampa Bay, 11/29/20) .....</b>	<b>462</b>
5.	<b>Patrick Mahomes (at Tennessee, 11/10/19) .....</b>	<b>446</b>
	<b>Patrick Mahomes (vs. Tennessee, 11/6/22) .....</b>	<b>446</b>
7.	<b>Patrick Mahomes (at Oakland, 9/15/19) .....</b>	<b>443</b>
8.	Len Dawson (vs. Denver, 11/1/64) .....	435
9.	<b>Patrick Mahomes (vs. L.A. Chargers, 10/22/23) .....</b>	<b>424</b>
10.	<b>Patrick Mahomes (at San Francisco, 10/23/22) .....</b>	<b>423</b>
11.	<b>Patrick Mahomes (vs. N.Y. Jets, 11/1/20) .....</b>	<b>416</b>
12.	Bill Kenney (at San Diego, 12/11/83) .....	411
13.	<b>Patrick Mahomes (at L.A. Chargers, 12/16/21) .....</b>	<b>410</b>
14.	<b>Patrick Mahomes (at Las Vegas, 11/14/21) .....</b>	<b>406</b>
15.	Trent Green (at Green Bay, 10/12/03) .....	400
16.	Bill Kenney (at New Orleans, 9/8/85) .....	397
	Trent Green (at Denver, 12/7/03) .....	397
	<b>Patrick Mahomes (at Washington, 10/17/21) .....</b>	<b>397</b>
19.	Steve DeBerg (at Denver, 9/17/90) .....	395
20.	Joe Montana (at Denver, 10/17/94) .....	393
	<b>Patrick Mahomes (at Miami, 12/13/20) .....</b>	<b>393</b>
22.	Trent Green (vs. Indianapolis, 10/31/04) .....	389
	Alex Smith (at Cincinnati, 10/4/15) .....	386
24.	<b>Patrick Mahomes (at Baltimore, 9/28/20) .....</b>	<b>385</b>
25.	Len Dawson (vs. San Diego, 11/10/74) .....	381
	Trent Green (vs. New England, 11/22/04) .....	381
27.	<b>Patrick Mahomes (at Jacksonville, 9/8/19) .....</b>	<b>378</b>
28.	<b>Patrick Mahomes (vs. Baltimore, 12/9/18) .....</b>	<b>377</b>
29.	<b>Patrick Mahomes (at Cleveland, 11/4/18) .....</b>	<b>375</b>
30.	<b>Patrick Mahomes (vs. Baltimore, 9/22/19) .....</b>	<b>374</b>
31.	Trent Green (at San Diego, 1/2/05) .....	373
32.	<b>Patrick Mahomes (vs. Carolina, 11/8/20) .....</b>	<b>372</b>
33.	Trent Green (at Tampa Bay, 11/7/04) .....	369
34.	Trent Green (vs. Cleveland, 11/9/03) .....	368
	Alex Smith (at New England, 9/7/17) .....	368
36.	Alex Smith (at N.Y. Jets) 12/3/17) .....	366
37.	Bill Kenney (at Denver, 10/30/83) .....	365
38.	Len Dawson (at San Diego, 10/15/67) .....	364
39.	Alex Smith (vs. San Diego, 9/11/16) .....	363
40.	Joe Montana (at Atlanta, 9/18/94) .....	361
41.	<b>Patrick Mahomes (at Arizona, 9/11/22) .....</b>	<b>360</b>
42.	Trent Green (vs. Oakland, 12/25/04) .....	358
	<b>Patrick Mahomes (vs. Cincinnati, 10/21/18) .....</b>	<b>358</b>
44.	Len Dawson (at Buffalo, 12/12/65) .....	356
45.	Trent Green (at Arizona, 10/21/01) .....	352
	<b>Patrick Mahomes (at New England, 10/14/18) .....</b>	<b>352</b>
	<b>Patrick Mahomes (at Denver, 12/11/22) .....</b>	<b>352</b>
48.	Elvis Grbac (at New England, 12/4/00) .....	350

### Receiving

Includes all players with 150 receiving yards

	<b>Player (Opponent, Date)</b>	
1.	Stephone Paige - 8 rec. (vs. San Diego, 12/22/85) .....	309
2.	Tyreek Hill - 13 rec. (at Tampa Bay, 11/29/20) .....	269
3.	Tyreek Hill - 10 rec. (at L.A. Rams, 11/19/18) .....	215
4.	Curtis McClinton - 5 rec. (vs. Denver, 12/19/65) .....	213
5.	Stephone Paige - 10 rec. (at Denver, 9/17/90) .....	206
6.	Sammy Watkins - 9 rec. (at Jacksonville, 9/8/19) .....	198
7.	Carlos Carson - 9 rec. (at San Diego, 10/25/87) .....	197
	Tyreek Hill - 11 rec. (vs. Cleveland, 9/12/21) .....	197
9.	Jamaal Charles- 8 rec. (at Oakland, 12/15/13) .....	195
10.	Larry Brunson- 8 rec. (vs. San Diego, 11/10/74) .....	193
11.	<b>Travis Kelce - 10 rec (at L.A. Chargers, 12/16/21) .....</b>	<b>191</b>
	Otis Taylor - 6 rec. (vs. Pittsburgh, 10/18/71) .....	190
13.	J.J. Birden - 8 rec. (at Raiders, 12/22/91) .....	188
14.	Otis Taylor - 5 rec. (vs. Houston, 10/30/66) .....	187
15.	Dwayne Bowe - 13 rec. (at Denver, 11/14/10) .....	186
	Tyreek Hill - 11 rec. (at Philadelphia, 10/3/21) .....	186
17.	Tyreek Hill - 6 rec. (at N.Y. Jets, 12/3/17) .....	185
18.	<b>Travis Kelce - 12 rec (vs. L.A. Chargers, 10/22/23) .....</b>	<b>179</b>
19.	Henry Marshall - 9 rec. (at Baltimore, 12/21/80) .....	176
20.	Frank Jackson - 10 rec. (at N.Y. Jets, 11/29/64) .....	175
21.	Carlos Carson - 8 rec. (at New Orleans, 9/8/85) .....	173
	Derrick Alexander - 5 rec. (at San Diego, 11/22/98) .....	173
23.	Demarcus Robinson- 6 rec. (at Oakland, 9/15/19) .....	172
24.	Chris Burford - 10 rec. (at Boston, 10/12/62) .....	171
25.	Dwayne Bowe - 13 rec. (at Seattle, 11/28/10) .....	170
26.	Tyreek Hill - 7 rec (at L.A. Chargers, 9/9/18) .....	169
27.	<b>Travis Kelce - 12 rec (at Oakland, 12/2/18) .....</b>	<b>168</b>
28.	Willie Davis - 5 rec. (vs. Philadelphia, 10/11/92) .....	167
29.	Henry Marshall - 8 rec. (vs. Seattle, 12/9/84) .....	166
30.	Carlos Carson - 7 rec. (vs. San Diego, 10/14/84) .....	165
	Carlos Carson - 7 rec. (at San Diego, 12/11/84) .....	165
32.	Dwayne Bowe - 8 rec. (at San Diego, 9/30/07) .....	164
33.	Stephone Paige - 7 rec. (at Pittsburgh, 10/9/89) .....	163
34.	Carlos Carson - 5 rec. (at N.Y. Jets, 10/2/88) .....	162
	Andre Rison - 8 rec. (at Oakland, 9/8/97) .....	162
36.	Jeremy Maclin - 9 rec. (vs. Buffalo, 11/29/15) .....	160
	<b>Travis Kelce - 11 rec (vs. Denver, 12/15/16) .....</b>	<b>160</b>
38.	Emile Harry - 11 rec. (at Cleveland, 11/24/91) .....	159
	<b>Travis Kelce - 10 rec (vs. Carolina, 11/8/20) .....</b>	<b>159</b>
40.	Tyreek Hill - 11 rec (at Tennessee, 11/10/19) .....	157
41.	Chris Burford - 10 rec. (at Boston, 9/25/66) .....	155
	Willie Davis - 6 rec. (at Seattle, 9/3/95) .....	155
43.	Derrick Alexander - 6 rec. (at Chicago, 9/12/99) .....	154
44.	Carlos Carson - 5 rec. (at N.Y. Giants, 11/25/84) .....	153
	Derrick Alexander - 5 rec. (vs. Seattle, 10/2/00) .....	153
	Dwayne Bowe - 6 rec. (vs. Tennessee, 12/26/10) .....	153
47.	Eddie Kennison - 7 rec. (vs. Cincinnati 1/1/06) .....	151
	Stephone Paige - 7 rec. (at New England, 12/2/90) .....	151



# SUPERLATIVES

## Game-Winning Field Goals

Chiefs kickers have connected on 21 game-winning field goals as time expired or in sudden death overtime situations throughout the franchise's history. The biggest was a 25-yard kick by K Tommy Brooker that ended the second-longest game in pro football history. Brooker's FG concluded the 1962 AFL Championship Game with an elapsed time of 77:54 as the Dallas Texans claimed a 20-17 win at Houston (12/13/62). Brooker received a celebratory postgame escort off the field from TE Fred Arbanas (#84) and DB Bobby Hunt (#20). Among the nine kickers to hit a game-winning kick for Kansas City, K Ryan Succop booted a team-record four game-winning FGs, while K Harrison Butker owns the longest kick to ever win a game for the Chiefs, a 58-yard effort at the Los Angeles Chargers (9/20/20), which occurred after making a 53-yard FG that was nullified by a false start, and after making a 58-yard FG that was nullified by a Chargers timeout prior to the attempt.

Date	Opp.	Kicker	Length	Final Score
12/23/62	@ HOU	Brooker	25	20-17 2 OT*
11/23/75	DET	Stenerud	26	24-21 OT
10/17/76	@ MIA	Stenerud	34	20-17 OT
10/23/83	@ HOU	Lowery	41	13-10 OT
12/8/91	SD	Lowery	18	20-17 OT
1/8/94	PIT	Lowery	32	27-24 OT**
9/10/95	NYG	Elliott	23	20-17 OT
9/28/97	SEA	Stoyanovich	41	20-17 OT
11/16/97	DEN	Stoyanovich	54	24-22
11/28/99	@ OAK	Stoyanovich	44	37-34
12/16/01	DEN	Peterson	32	26-23 OT
9/8/02	@ CLE	Andersen	30	40-39
11/22/09	PIT	Succop	22	27-24 OT
10/31/10	BUF	Succop	35	13-10 OT
10/23/11	SD	Succop	30	23-20 OT
9/23/12	@ NO	Succop	31	27-24 OT
11/13/16	@ CAR	Santos	37	20-17
11/27/16	@ DEN	Santos	34	30-27 OT
12/31/17	@ DEN	Butker	30	27-24
11/3/19	MIN	Butker	44	26-23
9/20/20	@ LAC	Butker	58	23-20 OT

\*AFL Championship Game  
\*\*AFC Wild Card Game

## CHIEFS RECORD WHEN...

THROUGH 2024, WEEK 13

### Chiefs Record When...

<b>Regular Season</b>	543-440-12 (.552)
<b>Preseason:</b>	141-121-3 (.538)
<b>Postseason:</b>	24-21-0 (.533)
<b>Regular Season Only:</b>	
<b>In overtime:</b>	22-21-2 (.511)
<b>In Primetime:</b>	83-48-0 (.634)
<b>Home:</b>	306-182-4 (.626)
<b>Cotton Bowl:</b>	15-6-0 (.714)
<b>Municipal Stadium:</b>	44-16-3 (.722)
<b>GEHA Field at Arrowhead Stadium:</b>	250-160-1 (.609)
<b>Wembley Stadium:</b>	1-0 (1.000)
<b>Frankfurt Stadium</b>	1-0 (1.000)
<b>Away:</b>	231-258-8 (.473)
<b>vs. AFC:</b>	341-311-5 (.523)*
<b>vs. AFC West:</b>	206-162-2 (.559)*
<b>vs. NFC:</b>	115-81-2 (.586)*
* Since 1970	

### Chiefs Record When... (2000-24)

<b>Regular Season:</b>	227-171
<b>Preseason:</b>	34-53
<b>Postseason:</b>	16-10
<b>(Regular Season Only)</b>	
<b>Home:</b>	126-74
<b>Away:</b>	102-97
<b>vs. AFC:</b>	165-130
<b>vs. AFC West:</b>	93-59
<b>vs. NFC:</b>	63-41
<b>Outdoors:</b>	204-158
<b>Indoors:</b>	23-13
<b>On grass:</b>	198-138
<b>On artificial turf:</b>	30-34
<b>Playing in season openers:</b>	14-11
<b>Playing in season finales:</b>	14-10
<b>Playing in September:</b>	48-35
<b>Playing in October:</b>	60-39
<b>Playing in November:</b>	50-47
<b>Playing in December:</b>	60-45
<b>Playing in January:</b>	9-5
<b>Scoring fewer than 10 points:</b>	1-33
<b>Scoring 10 points or more:</b>	220-136
<b>Scoring 20 points or more:</b>	193-64
<b>Scoring 30 points or more:</b>	100-22
<b>Allowing 10 points or less:</b>	62-2
<b>Allowing 20 points or less:</b>	154-48
<b>Allowing 30 points or less:</b>	206-108
<b>Allowing more than 30 points:</b>	17-69
<b>Scoring first:</b>	145-61
<b>Scoring on first drive:</b>	111-47
<b>Opponent scores on first drive:</b>	70-68
<b>Outcome three points or less:</b>	45-48
<b>Outcome seven points or less:</b>	104-91
<b>Playing in overtime:</b>	13-13
<b>Leading at half:</b>	164-41
<b>Trailing at half:</b>	50-113
<b>Tied at half:</b>	13-17
<b>Leading after three quarters:</b>	177-32
<b>Trailing after three quarters:</b>	35-121
<b>Tied after three quarters:</b>	14-18
<b>Positive turnover margin:</b>	129-38
<b>Negative turnover margin:</b>	44-93
<b>Even turnover margin:</b>	54-40

### Chiefs Record When Producing...

	1960-24 Record	2013-24 Record	1960-24 Two or More
100-Yard Receiver	158-104-5 (.601)	55-14-0 (.797)	18-13-0 (.581)
100-Yard Rusher	149-56-3 (.724)	25-6-0 (.806)	5-1-0 (.833)
300-Yard Passer	79-59-2 (.571)	43-11-0 (.796)	0-0-0 (.000)

### Chiefs Record When Allowing...

	1960-24 Record	2013-24 Record	1960-24 Two or More
100-Yard Receiver	131-144-5 (.477)	27-36-0 (.429)	7-12-1 (.396)
100-Yard Rusher	60-139-4 (.305)	21-16-0 (.568)	0-8-0 (.000)
300-Yard Passer	55-66-1 (.455)	19-17-0 (.528)	0-0-0 (.000)







# POSTSEASON SUPERLATIVES

## Sacks

All players with 2.0 or more postseason sacks

1.	Frank Clark (2019-22)	10.5
2t.	Neil Smith (1988-96)	6.5
	Derrick Thomas (1989-99)	6.5
4t.	Justin Houston (2011-18)	4.0
	<b>George Karlaftis (2022-23)</b>	<b>4.0</b>
6t.	Tanoh Kpassagnon (2017-20)	3.0
	Albert Lewis (1983-93)	3.0
8.	<b>Chris Jones (2016-23)</b>	<b>2.5</b>
9t.	Allen Bailey (2011-18)	2.0
	Martin Bayless (1992-93, 95-96)	2.0
	Tamba Hali (2006-17)	2.0
	Melvin Ingram (2021)	2.0
	Joe Phillips (1992-97)	2.0
	L'Jarius Sneed (2020-22)	2.0
	Bennie Thompson (1992-93)	2.0

## Tackles

All players with 40 or more postseason tackles

1.	<b>Nick Bolton (2021-23)</b>	<b>81</b>
2.	Daniel Sorensen (2014-21)	77
3.	L'Jarius Sneed (2020-23)	75
4.	Anthony Hitchens (2018-21)	62
5.	Charvarius Ward (2018-21)	54
6.	<b>Justin Reid (2021-23)</b>	<b>47</b>
7.	Eric Berry (2010-18)	42
8t.	Derrick Johnson (2005-17)	40
	Tyrann Mathieu (2019-21)	40
10.	<b>Chris Jones (2016-23)</b>	<b>38</b>

## Punting

All players with 10 or more postseason punts; Sorted by average

	Player	No.	Yds.	Avg.
1.	Dustin Colquitt (2005-19)	43	1,938	45.1
2.	Tommy Townsend (2020-22)	39	1,753	44.9
2.	Jerrel Wilson (1963-77)	39	1,693	43.4
4.	Bryan Barker (1990-93)	38	1,613	42.4
5.	Louie Aguiar (1994-98)	11	459	41.7

## Punt Returning

All players with 10 or more postseason punt returns; Sorted by average

	Player	No.	Yds.	Avg.	TD
1.	Mike Garrett (1966-70)	11	73	6.6	0
2.	Tyreek Hill (2016-21)	12	40	3.3	0

## Kickoff Returning

All players with 10 or more postseason kickoff returns; Sorted by average

	Player	No.	Yds.	Avg.	TD
1.	Dante Hall (2000-06)	10	266	26.6	1
2.	Byron Pringle (2018-21)	10	243	24.3	0
3.	Mecole Hardman (2019-23)	14	312	22.3	0
4.	John Stephens (1993)	10	199	19.9	0

## POSTSEASON LONGEST PLAYS

### Rushing

	Player (Opponent, Date)	Yards
1.	Mecole Hardman (vs. Buffalo, 1/24/21)	50
2.	Priest Holmes (vs. Indianapolis, 1/11/04)	48
3.	Jamaal Charles (vs. Baltimore, 1/9/11)	41 (TD)
4.	<b>Isiah Pacheco (vs. Jacksonville, 1/21/23)</b>	<b>39</b>
5.	Damien Williams (vs. San Francisco, 2/2/20)	38 (TD)
6.	Tyreek Hill (vs. Indianapolis, 1/12/19)	36 (TD)
7.	<b>Patrick Mahomes (vs. Buffalo, 1/23/22)</b>	<b>34</b>
8.	<b>Isiah Pacheco (at Buffalo, 1/21/24)</b>	<b>29</b>
9t.	<b>Patrick Mahomes (vs. Miami, 1/13/24)</b>	<b>28</b>
	<b>Clyde Edwards-Helaire (at Buffalo, 1/21/24)</b>	<b>28</b>

### Passing

	Player (Opponent, Date)	Yards
1.	Alex Smith - Donnie Avery (at Indianapolis, 1/4/14)	79 (TD)
2.	<b>Patrick Mahomes - Tyreek Hill (vs. Buffalo, 1/24/21)</b>	<b>71</b>
3.	<b>Patrick Mahomes - Tyreek Hill (vs. Buffalo, 1/23/22)</b>	<b>64 (TD)</b>
4.	Alex Smith - Dwayne Bowe (at Indianapolis, 1/4/14)	63
5.	<b>Patrick Mahomes - Sammy Watkins (vs. Ten., 1/19/20)</b>	<b>60 (TD)</b>
6.	Joe Montana - Kimble Anders (at Miami, 12/31/94)	57 (TD)
7.	<b>Patrick Mahomes - Sammy Watkins (vs. NE, 1/20/19)</b>	<b>54</b>
8.	<b>Patrick Mahomes - Mecole Hardman (vs. SF, 2/11/24)</b>	<b>52</b>
9.	Elvis Grbac - Joe Horn (vs. Denver, 1/4/98)	50

### Interception Return

	Player (Opponent, Date)	Yards
1.	Ty Law (at Indianapolis, 1/6/07)	43
2.	Rashad Fenton (vs. Buffalo, 1/24/21)	30
3.	Deron Cherry (vs. L.A. Raiders, 12/28/91)	29
4.	Marcus Peters (vs. Tennessee, 1/6/18)	28
5.	Daniel Sorensen (vs. New England, 1/20/19)	24
6.	Eric Everett (vs. L.A. Raiders, 12/28/91)	23

7.	Josh Mauga (at Houston, 1/9/16)	20
----	---------------------------------	----

### Fumble Return

	Player (Opponent, Date)	Yards
1.	<b>Nick Bolton (vs. Philadelphia, 2/12/23)</b>	<b>36 (TD)</b>
2.	Darwin Thompson (vs. Houston, 1/12/20)	18
3.	Justin Houston (at Indianapolis, 1/4/14)	7
4.	Johnny Robinson (vs. Minnesota, 1/11/70)	2

### Punt Return

	Player (Opponent, Date)	Yards
1.	<b>Kadarius Toney (vs. Philadelphia, 2/12/23)</b>	<b>65</b>
2.	Mecole Hardman (vs. Pittsburgh, 1/16/22)	48
3.	Tyreek Hill (vs. Buffalo, 1/23/22)	45

### Kickoff Return

	Player (Opponent, Date)	Yards
1.	Knile Davis (at Houston, 1/9/16)	106 (TD)
2.	Dante Hall (vs. Indianapolis, 1/11/04)	92 (TD)
3.	Mecole Hardman (vs. Houston, 1/12/20)	58

### Punt

	Player (Opponent, Date)	Yards
1.	Dustin Colquitt (at Indianapolis, 1/6/07)	66
2t.	Louie Aguiar (vs. Denver, 1/4/98)	62
	Tommy Townsend (vs. San Francisco, 2/11/24)	62
4.	Jerrel Wilson (at Green Bay, 1/15/67)	61
5.	Tommy Townsend (vs. Jacksonville, 1/21/23)	60
6t.	Jerrel Wilson (vs. Minnesota, 1/11/70)	59
	Dustin Colquitt (vs. New England, 1/20/19)	59
8.	Jerrel Wilson (at Oakland, 12/22/68)	58
9.	Tommy Townsend (vs. Cincinnati, 1/30/22)	57
10t.	Jerrel Wilson (at Oakland, 1/4/70)	56
	Dustin Colquitt (at Houston, 1/9/16)	56

### Field Goal

	Player (Opponent, Date)	Yards
1.	<b>Harrison Butker (at San Francisco, 2/11/24)</b>	<b>57</b>
2t.	<b>Harrison Butker (at Tampa Bay, 2/7/21)</b>	<b>52</b>
	<b>Harrison Butker (at Baltimore, 1/28/24)</b>	<b>52</b>
4t.	<b>Harrison Butker (vs. Cleveland, 1/17/21)</b>	<b>50</b>
	<b>Harrison Butker (vs. Jacksonville, 1/21/23)</b>	<b>50</b>
6t.	Cairo Santos (at Houston, 1/9/16)	49
	<b>Harrison Butker (at Buffalo, 1/23/22)</b>	<b>49</b>
8t.	Jan Stenerud (vs. Minnesota, 1/11/70)	48
	Cairo Santos (vs. Pittsburgh, 1/15/17)	48
10.	<b>Harrison Butker (at Buffalo, 1/21/24)</b>	<b>47</b>

## POSTSEASON BIG YARDAGE DAYS

### Rushing

Includes all players with 150 rushing yards

	Player (Opponent, Date)	Yards
1.	Priest Holmes (vs. Indianapolis, 1/11/04)	176

### Passing

Includes all players with 350 passing yards

	Player (Opponent, Date)	Yards
1.	<b>Patrick Mahomes (vs. Pittsburgh, 1/16/22)</b>	<b>404</b>
2t.	<b>Patrick Mahomes (vs. Buffalo, 1/23/22)</b>	<b>378</b>
	Alex Smith (at Indianapolis, 1/4/14)	378

### Receiving

Includes all players with 150 receiving yards

	Player (Opponent, Date)	Yards
1.	Tyreek Hill - 9 rec. (vs. Buffalo, 1/24/21)	172
2t.	Dwayne Bowe - 8 rec. (at Indianapolis, 1/4/14)	150
	Tyreek Hill - 11 rec. (vs. Buffalo, 1/23/22)	150

# POSTSEASON SUPERLATIVES

## CHIEFS POSTSEASON RECORD WHEN...

ALL-TIME, THROUGH SUPER BOWL LVIII

### Chiefs Postseason Record When...

Postseason:	24-21 (.533)
In Overtime	4-3 (.571)
In Wild Card Games*:	5-8 (.385)
In Divisional Games*:	7-7 (.500)
In Championship Games*:	4-3 (.571)
In Super Bowls:	4-2 (.667)
* Since 1970	
Home:	12-9 (.571)
Cotton Bowl:	0-0 (.000)
Municipal Stadium:	0-1 (.000)
GEHA Field at Arrowhead Stadium:	12-8 (.600)
Away:	8-10 (.444)
Neutral Site	4-2 (.667)

### Chiefs Postseason Record When...

Postseason:	24-21
Home:	12-9
Away:	8-10
Neutral Site	4-2
Outdoors:	20-19
Indoors:	4-2
On grass:	18-15
On artificial turf:	6-6
Scoring fewer than 10 points:	1-8
Scoring 10 points or more:	24-15
Scoring 20 points or more:	20-7

Scoring 30 points or more:	10-3
Allowing 10 points or less:	8-1
Allowing 20 points or less:	15-5
Allowing 30 points or less:	21-13
Allowing more than 30 points:	3-10
Scoring first:	11-9
Scoring on first drive:	11-9
Opponent scores on first drive:	12-8
Outcome three points or less:	6-7
Outcome seven points or less:	12-11
Playing in overtime:	4-3
Leading at half:	15-4
Trailing at half:	5-13
Tied at half:	4-4
Leading after three quarters:	19-4
Trailing after three quarters:	5-15
Tied after three quarters:	0-2
Positive turnover margin:	12-5
Negative turnover margin:	2-14
Even turnover margin:	10-2

### Chiefs Postseason Record When Producing...

	1960-23 Record	1960-23 Two or More
100-Yard Receiver	12-8 (.600)	2-1 (.667)
100-Yard Rusher	3-2 (.600)	0-0 (.000)
300-Yard Passer	6-2 (.750)	0-0 (.000)

### Chiefs Postseason Record When Allowing...

	1960-23 Record	1960-23 Two or More
100-Yard Receiver	6-10 (.375)	0-0 (.000)
100-Yard Rusher	1-10 (.091)	0-0 (.000)
300-Yard Passer	4-5 (.444)	0-0 (.000)