

GIANTS

S I N C E 1 9 2 5

NEW YORK FOOTBALL GIANTS

B I G B L U E

G - M E N

NEW YORK FOOTBALL GIANTS



VS



NEW YORK GIANTS VS LOS ANGELES CHARGERS







WEEK 4 | SEPTEMBER 28, 2025 | 1:00 PM ET
METLIFE STADIUM, EAST RUTHERFORD, NEW JERSEY

[illegible]

PRESEASON SCHEDULE

DATE	OPPONENT	STADIUM	TIME	NETWORK	RESULTS
Saturday, Aug. 9	at Buffalo Bills	Highmark Stadium	1:00 p.m.		W, 34-25
Saturday, Aug. 16	New York Jets	MetLife Stadium	7:00 p.m.		W, 31-12
Thursday, Aug. 21	New England Patriots	MetLife Stadium	8:00 p.m.		W, 42-10

REGULAR SEASON SCHEDULE

DATE	OPPONENT	STADIUM	TIME	NETWORK	RESULTS
Sunday, Sept. 7	at Washington Commanders	Northwest Stadium	1:00 p.m.	FOX	L, 21-6
Sunday, Sept. 14	at Dallas Cowboys	AT&T Stadium	1:00 p.m.	FOX	L, 40-37 (OT)
Sunday, Sept. 21	Kansas City Chiefs	MetLife Stadium	8:20 p.m.		L, 22-9
Sunday, Sept. 28	Los Angeles Chargers	MetLife Stadium	1:00 p.m.		
Sunday, Oct. 5	at New Orleans Saints	Caesars Superdome	1:00 p.m.		
Thursday, Oct. 9	Philadelphia Eagles	MetLife Stadium	8:15 p.m.		
Sunday, Oct. 19	at Denver Broncos	Empower Field	4:05 p.m.		
Sunday, Oct. 26	at Philadelphia Eagles	Lincoln Financial Field	1:00 p.m.	FOX	
Sunday, Nov. 2	San Francisco 49ers	MetLife Stadium	1:00 p.m.		
Sunday, Nov. 9	at Chicago Bears	Soldier Field	1:00 p.m.	FOX	
Sunday, Nov. 16	Green Bay Packers	MetLife Stadium	1:00 p.m.	FOX	
Sunday, Nov. 23	at Detroit Lions	Ford Field	1:00 p.m.	FOX	
Monday, Dec. 1	at New England Patriots	Gillette Stadium	8:15 p.m.	ESPN	
BYE					
Sunday, Dec. 14	Washington Commanders	MetLife Stadium	1:00 p.m.	FOX	
Sunday, Dec. 21	Minnesota Vikings	MetLife Stadium	1:00 p.m.	FOX	
TBD	at Las Vegas Raiders	Allegiant Stadium	TBD	TBD	
TBD	Dallas Cowboys	MetLife Stadium	TBD	TBD	

TIMES SUBJECT TO CHANGE

ALL TIMES EASTERN

*FLEX SCHEDULE ELIGIBLE/ALL TIMES EASTERN

CREDENTIALS

The NFL has implemented a league-wide accreditation modernization process that will be used at all 30 stadiums, beginning with the 2024 season. The purpose is to enhance security by streamlining accreditation across the league for all who utilize a credential to access an NFL game—both media and non-media alike. The NFL has determined the most sensitive areas in stadiums on gameday, and to access those areas, credential scanning and biometric authentication will be required. All individuals accredited for an NFL game, regardless of their job function, must agree to the credential use terms and follow the same logistical process. For questions regarding credentials, please email Maddi Lewis at Maddi.Lewis@Giants.NFL.net.

ONLINE PRESSROOM

The Giants online media center, NFLONG.com, is a “one-stop shop” aimed at assisting media in their daily coverage of the team. Content includes broadcast-quality audio and video, updated practice availability, practice schedules plus more. The site requires a username and password and all content is downloadable and approved for editorial use. Media requesting access can send an email to Payton Holcombe at Payton.Holcombe@Giants.NFL.net.

All media are welcome to use our guest account below:

Username: giantsguest

Password: gobigblue

New York Giants**2025 Reg. Season Record:** 0-3**Head Coach:** Brian Daboll, 4th Year**Reg. Season Record at NYG:** 18-35-1**Career Reg. Season Record:** Same**Last Game:** L, 22-9 vs. KC (9/21/25)

VS

**Los Angeles Chargers****2025 Reg. Season Record:** 3-0**Head Coach:** Jim Harbaugh, 2nd Year**Reg. Season Record at LAC:** 14-6**Career Reg. Season Record:** 58-25-1**Last Game:** W, 23-20 vs DEN (9/21/25)**WEEK 4 / SUN., SEPT 28, 2025 / 1:00 PM ET / METLIFE STADIUM / EAST RUTHERFORD, NJ****GIANTS VS CHARGERS**

The New York Giants (0-3) will host the Los Angeles Chargers (3-0) at MetLife Stadium, on Sunday, Sept. 28. Kickoff is set for 1:00 pm ET on CBS.

This will be the 14th regular series meeting between the two teams, with the Giants trailing the series, 5-8.

The teams last met in Week 14 of the 2021 season in Los Angeles when the Giants lost by a score of 37-21.

INSIDE THE SERIES**Series Meetings (Including Postseason):** 13**Giants' Regular Season Record:** 5-8**Giants Postseason Record:** 0-0**Home:** 3-4**Away:** 2-4**Neutral:** 0-0**First Game:** At Giants 35, Chargers 17 (11/7/1971)**Last Game:** At Chargers 37, Giants 21 (12/12/2021)**GIANTS BY THE NUMBERS****Overall Record:** 724-666-34**Home Record:** 402-310-17**Away Record:** 322-356-17**Record in September:** 122-127-5**Record vs. AFC Opponents:** 152-147-5**LAST 5 MEETINGS**

Date	Game
12/12/2021	At Chargers 37, Giants 21
10/8/2017	Chargers 27, at Giants 22
12/8/2013	At Chargers 37, Giants 14
11/8/2009	Chargers 21, at Giants 20
9/25/2005	At Chargers 45, Giants 23

**GIANTS SPOTLIGHT:
RB DEVIN SINGLETARY**

Favorite movie?	Paid in Full
Favorite food?	Spicy Rigatoni Pasta
Superpower you want?	To be able to fly
Language you want to learn?	Spanish
If you could have dinner with anyone, who would it be?	Great grandmother

REGULAR SEASON SERIES FACTS**Giants' Shutouts:** 0**Chargers' Shutouts:** 0**Most Points, Giants:** 35; 2x, Last: At Giants 35, Chargers 24 (11/1/1975)**Most Points, Chargers:** 45; At Chargers 45, Giants 23 (9/25/2005)**Most Points Combined:** 75; Chargers 41, at Giants 34 (10/2/1983)**Fewest Points, Giants:** 7; At Chargers 44, Giants 7 (10/19/1980)**Fewest Points, Chargers:** 7; At Giants 20, Chargers 7 (9/14/1986)**Giants' Largest Margin of Victory:** 18; 2x, Last: Giants 34, at Chargers 16 (9/27/1998)**Chargers' Largest Margin of Victory:** 37; At Chargers 44, Giants 7 (10/19/1980)**Current Series Streak:** Chargers, 5 games; 9/25/2005**Giants' Longest Win Streak:** 2 games; 2x, Last: 9/14/1986 - 10/22/1989**Chargers' Longest Win Streak:** 5 games; 9/25/2005 - Present**SERIES SUPERLATIVES****Rushing Yards, Giants:** 96, RB Ottis Anderson (10/22/1989)**Rushing Yards, Chargers:** 192, RB LaDainian Tomlinson (9/25/2005)**Passing Yards, Giants:** 395, QB Scott Brunner (10/2/1983)**Passing Yards, Chargers:** 444, QB Dan Fouts (10/19/1980)**Receptions, Giants:** 9, WR Earnest Gray (10/2/1983)**Receptions, Chargers:** 10, WR Charlie Joiner (10/19/1980)**Receiving Yards, Giants:** 159 Earnest Gray (10/2/1983)**Receiving Yards, Chargers:** 171, WR Charlie Joiner (10/19/1980)

WEEKLY MEDIA SCHEDULE

Wednesday, September 24

- 12:30 p.m. ET - Head Coach Brian Daboll Available
- 12:45 p.m. ET - Practice
- 3:00 p.m. ET - Players Available

Thursday, September 25

- 12:05 p.m. ET - Special Teams Coordinator Michael Ghobrial Available
- 12:15 p.m. ET - Defensive Coordinator Shane Bowen Available
- 12:25 p.m. ET - Asst. Head Coach/Offensive Coordinator Mike Kafka Available
- 12:45 p.m. ET - Practice
- 3:00 p.m. ET - Players Available

Friday, September 26

- 11:05 a.m. ET - Offensive Assistants Available
- 11:20 a.m. ET - Defensive Assistants Available
- 11:35 a.m. ET - Head Coach Brian Daboll Available
- 11:45 a.m. ET - Practice
- 1:30 p.m. ET - Players Available

Saturday, September 27

- No Availability

Sunday, September 28

- 1:00 p.m. ET - Giants vs. Chargers

BROADCAST INFORMATION

Television: CBS

Play-by-Play: Kevin Harlan

Analyst: Trent Green

Sideline: Melanie Collins

Giants Radio: WFAN 101.9 FM

Play-By-Play: Bob Papa

Analyst: Carl Banks

Sideline: Howard Cross

GIANTS ON THE WEB

WEB: [Giants.com](https://www.giants.com) is the only place to watch live broadcast of Head Coach Brian Daboll's press conferences, player spotlight features and more.

APP: Download the FREE Giants Mobile App to get Giants news on-the-go 24/7! Sign up for the [Giants.com](https://www.giants.com) E-Newsletter, which features weekly game preview information at [Giants.com/Newsletter](https://www.giants.com/Newsletter).

PRONUNCIATIONS

Paulson Adebo	uh-DEE-bow
Beau Brade	BRAID
Jermaine Eluemunor	eh-LOO-muh-norr
Thomas Fidone II	fiH-DOH-nee
Cor'Dale Flott	coor-dale
Jevón Holland	juh-VON
Casey Kreiter	CRY-ter
Marcus Mbow	BO
Darius Muasau	MOO-uh-sow (like cow)
Tyler Nubin	noo-BIN
Rakeem Nuñez-Roches	NOON-yez RO-ches
Bobby Okereke	oh-care-uh-KAY
Gunner Olszewski	O-sheh-ski
Wan'Dale Robinson	WAN-Dale
Austin Schlottmann	SHLOTE-man
Cam Skattebo	SKAT-eh-boo
Kayvon Thibodeaux	ti-buh-dough
Greg Van Roten	van-ROW-tin

GIANTS ON SOCIAL

Twitter:	@Giants
Instagram:	@NYGiants
TikTok:	@NYGiants
Snapchat:	@NewYorkGiants
Facebook:	@NewYorkGiants
YouTube:	@NewYorkGiantsFootball1925
Threads:	@NYGiants



GIANTS IN THE COMMUNITY



The New York Giants visited Joyce Kilmer Middle School in Mahwah, NJ, for their first Play 60 of the season on Tuesday, September 16. Giants players Tyrone Tracy Jr., Beaux Collins and Dante Miller led the students in 60 minutes of active play, sharing the importance of movement every day and their favorite activities to play growing up. Thanks to The Giants Foundation the school was provided with a \$2,000 equipment grant for physical education equipment.



The New York Giants and Gatorade selected Mr. Brendan Miller of Bridgeport Central High School (Bridgeport, CT) as the Lou Rettino High School Coach of the Week for Week 3 of the 2025 season. The Hilltoppers defeated the Wilbur Cross Governors 21-8 at Kennedy Stadium in their opening game of the year. In doing so, they put an end to a 61-game losing streak that began in 2017. It was the longest active streak in the state, and one loss short of the Connecticut record for consecutive losses. This game was the sole focus of the players and coaches all summer long, and today the Bridgeport Central Hilltoppers are undefeated and looking forward to their opportunity to play again this week against the Bassick Lions.



2021 WEEK 14

Los Angeles Chargers 37, New York Giants 21
70,240 SoFi Stadium Dec 12, 2021



New York Giants 7 0 0 14 - 21
Los Angeles Chargers 7 17 6 7 - 37

SCORING DRIVES

TEAM	QTR	TIME	SCORING PLAY	NYG	LAC
Chargers	1	04:44	A.Ekeler 1 yd. run (D.Hopkins kick) (9-60, 4:33)	0	7
Giants	1	01:29	E.Penny 3 yd. pass from M.Glennon (G.Gano kick) (7-75, 3:15)	7	7
Chargers	2	12:07	J.Palmer 12 yd. pass from J.Herbert (D.Hopkins kick) (9-60, 4:22)	7	14
Chargers	2	04:15	D.Hopkins 27 yd. Field Goal (12-69, 6:25)	7	17
Chargers	2	00:17	J.Guyton 59 yd. pass from J.Herbert (D.Hopkins kick) (4-75, 0:23)	7	24
Chargers	3	09:36	D.Hopkins 28 yd. Field Goal (10-67, 5:24)	7	27
Chargers	3	05:05	D.Hopkins 39 yd. Field Goal (6-17, 2:56)	7	30
Chargers	4	09:28	J.Cook 1 yd. pass from J.Herbert (D.Hopkins kick) (11-41, 5:55)	7	37
Giants	4	04:33	S.Barkley 18 yd. pass from M.Glennon (pass failed) (10-75, 4:55)	13	37
Giants	4	01:18	M.Glennon 7 yd. run (E.Penny run) (7-63, 2:11)	21	37

LOS ANGELES CHARGERS

PASSING	ATT	CP	YDS	SK/YD	TD	LG	INT	RTG
Justin Herbert	31	23	275	2/4	3	59t	0	133.1
TOTAL	31	23	275	2/4	3	59T	0	133.1

RUSHING	ATT	YDS	AVG	LG	TD
Austin Ekeler	12	67	5.6	17	1
Justin Jackson	9	35	3.9	9	0
Joshua Kelley	10	33	3.3	12	0
Justin Herbert	4	19	4.8	10	0
Chase Daniel	2	-2	-1.0	-1	0
TOTAL	37	152	4.1	17	1

RECEIVING	NO	YDS	AVG	LG	TD
Mike Williams	6	61	10.2	25	0
Joshua Palmer	5	66	13.2	36	1
Jalen Guyton	3	87	29.0	59t	1
Austin Ekeler	2	17	8.5	10	0
Donald Parham Jr.	2	13	6.5	15	0
Jared Cook	2	8	4.0	7	1
Stephen Anderson	1	11	11.0	11	0
Justin Jackson	1	7	7.0	7	0
Joshua Kelley	1	5	5.0	5	0
TOTAL	23	275	12.0	59T	3

TOP DEFENSE	TOT	SOLO	AST	SCK	YDS	INT
Kyzir White	10	5	5	0.0	0.0	0
Nasir Adderley	6	3	3	0.0	0.0	0
Justin Jones	5	3	2	1.0	2.0	0

FIELD GOALS	FGM/FGA	PERCENT	RESULTS
Dustin Hopkins	3-3	100.0	27G, 28G, 39G
TOTAL	3-3	100.0	

NEW YORK GIANTS

PASSING	ATT	CP	YDS	SK/YD	TD	LG	INT	RTG
Mike Glennon	36	17	191	2/10	2	60	1	70.5
Riley Dixon	1	0	0	0/0	0	0	0	39.6
TOTAL	37	17	191	2/10	2	60	1	68.6

RUSHING	ATT	YDS	AVG	LG	TD
Saquon Barkley	16	64	4.0	13	0
Devontae Booker	8	56	7.0	9	0
Eli Penny	1	8	8.0	8	0
Mike Glennon	1	7	7.0	7t	1
TOTAL	26	135	5.2	13	1

RECEIVING	NO	YDS	AVG	LG	TD
Devontae Booker	4	28	7.0	17	0
Saquon Barkley	3	31	10.3	18t	1
Kyle Rudolph	2	66	33.0	60	0
Sterling Shepard	2	27	13.5	24	0
Kenny Golladay	2	15	7.5	10	0
Evan Engram	1	8	8.0	8	0
John Ross III	1	7	7.0	7	0
Pharoah Cooper	1	6	6.0	6	0
Eli Penny	1	3	3.0	3t	1
TOTAL	17	191	11.2	60	2

TOP DEFENSE	TOT	SOLO	AST	SCK	YDS	INT
Aaron Robinson	9	7	2	0.0	0.0	0
Logan Ryan	9	6	3	0.0	0.0	0
Tae Crowder	8	2	6	0.0	0.0	0

FIELD GOALS	FGM/FGA	PERCENT	RESULTS
	No Field Goals		

Team Statistics

	Giants	Chargers
First Downs	20	26
3rd-Down Eff. (Made/Att/Pct)	7/14/50%	7/13/54%
4th-Down Eff. (Made/Att/Pct)	0/2/0%	0/0/0%
Total Net Yards	316	423
Total Plays	65	70
Yards Per Play	4.9	6.0
Rushes/Net Yards	26/135	37/152
Net Passing	181	271
Pass Attempts/Completions	37/17	31/23
Had Intercepted	1	0
Sacked/Yards Lost	2/10	2/4
Punts/Average	5/45.6	3/26.0
Penalties/Yards	3/20	6/39
Fumbles/Lost	1/1	0/0
Possession Time	25:40	34:20

NEW YORK GIANTS

	Giants	Opponent
Total First Downs	58	79
3rd Down: Made/Att	11/40	18/40
Total Net Yards	1,018	1,216
Net Yards Rushing	288	460
Net Yards Passing	730	756
Total Touchdowns	5	9
Rushing TDs	2	5
Passing TDs	3	4
INT/FUM Return TDs	0	0
PR/KR TDs	0	0
Punt Return Avg.	9.9	1.5
Kick Return Avg.	25.8	23.9
Sacks	7.0	6.0
	Player	Stat
Scoring	Graham Gano	22
Pass Attempts	Russell Wilson	110
Pass Completions	Russell Wilson	65
Completion Pct.	Russell Wilson	59.1%
Passing Yards	Russell Wilson	778
Passing TDs	Russell Wilson	3
Rushing Attempts	Cam Skattebo	23
Rushing Yards	Cam Skattebo	102
Rushing TDs	Cam Skattebo	2
Rushing Avg.	Russell Wilson	5.9
Receptions	Malik Nabers	16
Receiving Yards	Malik Nabers	251
Receiving TDs	Malik Nabers	2
Avg. Yards-Per-Rec	Malik Nabers	15.7
Tackles	Bobby Okereke	34
Sacks	Brian Burns	4.0
Interceptions	Dru Phillips	1
Punt Returns	Gunner Olszewski	8
Punt Return Avg.	Gunner Olszewski	9.9
KO Returns	D. Singletary, T.Tracy	5
KO Returns Avg.	Devin Singletary	26.8
Punts	Jamie Gillan	11
Punting Avg.	Jamie Gillan	43.9

LOS ANGELES CHARGERS

	Chargers	Opponent
Total First Downs	66	42
3rd Down: Made/Att	19/41	16/45
Total Net Yards	1,087	830
Net Yards Rushing	277	284
Net Yards Passing	810	546
Touchdowns	7	4
Rushing TDs	1	2
Passing TDs	6	2
INT/FUM Return TDs	0	0
PR/KR TDs	0	0
Punt Return Avg.	14.3	15.6
Kick Return Avg.	24.9	27.1
Sacks	7.0	10.0
	Player	Stat
Scoring	Cameron Dicker	28
Pass Attempts	Justin Herbert	108
Pass Completions	Justin Herbert	72
Completion Pct.	Justin Herbert	66.7%
Passing Yards	Justin Herbert	860
Passing TDs	Justin Herbert	6
Rushing Attempts	Omarion Hampton	42
Rushing Yards	Omarion Hampton	142
Rushing TDs	Omarion Hampton	1
Rushing Avg.	Justin Herbert	3.8
Receptions	Keenan Allen	19
Receiving Yards	Keenan Allen	194
Receiving TDs	Keenan Allen, Quentin Johnston	3
Avg. Yards-Per-Rec	Quentin Johnston	17.1
Tackles	Derwin James Jr.	26
Sacks	Daiyan Henley	2.0
Interceptions	D. Henely, D. Jackson, T. Jefferson	1
Punt Returns	Derius Davis	3
Punt Return Avg.	Derius Davis	15.7
KO Returns	Hassan Haskins	6
KO Returns Avg.	Derius Davis	25.8
Punts	J.K. Scott	10
Punting Avg.	J.K. Scott	51.3

NEW YORK GIANTS

OFFENSIVE RANKINGS

Category	Stat	League Ranking
Total Yards Per Game	339.3	12th
Rushing Yards Per Game	96.0	T-21st
Passing Yards Per Game	243.3	9th
First Downs Per Game	19.3	T-12th
3rd Down Conversion Rate	27.5%	31st
4th Down Conversion Rate	37.5%	29th
Red Zone - TD Rate	20.0%	31st
Average Time of Possession	28:51	T-21st
Points Per Game	17.3	27th

DEFENSIVE RANKINGS

Category	Stat	League Ranking
Total Yards Allowed Per Game	405.3	31st
Rushing Yards Allowed Per Game	153.3	31st
Passing Yards Allowed Per Game	252.0	28th
First Downs Allowed Per Game	26.3	32nd
Opp. 3rd Down Conversion Rate	45.0%	25th
Opp. 4th Down Conversion Rate	100.0%	T-28th
Red Zone - Allowed TD Rate	80.0%	T-29th
Points Allowed Per Game	27.7	24th

SPECIAL TEAMS RANKINGS

Category	Stat	League Ranking
Punt Return Average	9.9	20th
Kickoff Return Average	25.8	11th
Field Goal Percentage	100.0%	T-1st
Opp. Punt Return Average	1.5	3rd
Opp. Kick Return Average	23.9	8th

LOS ANGELES CHARGERS

OFFENSIVE RANKINGS

Category	Stat	League Ranking
Total Yards Per Game	362.3	6th
Rushing Yards Per Game	92.3	24th
Passing Yards Per Game	270.0	2nd
First Downs Per Game	22.0	T-4th
3rd Down Conversion Rate	46.3%	3rd
4th Down Conversion Rate	66.7%	T-12th
Red Zone - TD Rate	40.0%	29th
Average Time of Possession	32:27	6th
Points Per Game	23.3	T-14th

DEFENSIVE RANKINGS

Category	Stat	League Ranking
Total Yards Allowed Per Game	276.7	8th
Rushing Yards Allowed Per Game	94.7	9th
Passing Yards Allowed Per Game	182.0	9th
First Downs Allowed Per Game	14.0	3rd
Opp. 3rd Down Conversion Rate	35.6%	11th
Opp. 4th Down Conversion Rate	71.4%	23rd
Red Zone - Allowed TD Rate	25.0%	1st
Points Allowed Per Game	16.7	4th

SPECIAL TEAMS RANKINGS

Category	Stat	League Ranking
Punt Return Average	14.3	10th
Kickoff Return Average	24.9	17th
Field Goal Percentage	100.0%	T-1st
Opp. Punt Return Average	15.6	26th
Opp. Kick Return Average	27.1	24th

RUSSELL WILSON



QB Russell Wilson is 65-of-110 for 778 yards, 3 touchdowns and 3 interceptions in three games with the Giants. He has also recorded 16 carries for 94 yards. Wilson's 778 passing yards are the 6th-most in the NFL this season.

2025 PASSING LEADERS

	Player, Team	Passing Yards
1.	Justin Herbert, LAC	860
2.	Geno Smith, LV	831
3.	Daniel Jones, IND	816
4.	Dak Prescott, DAL	800
5.	Drake Maye, NE	785
6.	Russell Wilson, NYG	778
7.	Jared Goff, DET	761
8.	Josh Allen, BUF	755
9.	Matthew Stafford, LAR	739
10.	Lamar Jackson, BAL	722

His 9 passes of 25+ yards are tied for the most in the NFL. 7 of those 9 completions came at Dallas in Week 2, the most by Wilson in a single game over the course of his 14-year career.

MOST COMPLETIONS OF 25+ YARDS IN 2025

	Player, Team	Completions of 25+ yards
T1.	Caleb Williams, CHI	9
T1.	Russell Wilson, NYG	9
3.	Geno Smith, LV	8
T4.	Josh Allen, BUF	7
T4.	Lamar Jackson, BAL	7
T4.	Dak Prescott, DAL	7

In Week 2 at Dallas, Wilson completed 30-of-41 (73.2%) passes for 450 yards, 3 touchdowns and 1 interception. His 450 passing yards in Week 2 are the 2nd-most in a game in his career and tied for the 4th-most in a game in franchise history.

He also became the third quarterback since 1960 to throw for 450+ yards, 3+ passing touchdowns, complete 73% of his passes or better and rush for 20+ yards, joining **Patrick Mahomes** at Tampa Bay on 11/29/20 and **Joe Burrow** vs. Atlanta on 10/23/22.

MOST PASSING YARDS BY A GIANT IN A SINGLE GAME

	Player, Opponent, Date	Passing Yards
1.	Phil Simms, vs. Cincinnati, 10/13/85	513
2.	Eli Manning, vs. Tampa Bay, 9/16/12	510
3.	Y.A. Tittle, vs. Washington, 10/28/62	505
T4.	Russell Wilson, at Dallas, 9/14/25	450
T4.	Eli Manning, at Dallas, 9/8/13	450

In Week 1, Wilson completed 17-of-37 passes for 168 yards and rushed 8 times for 44 yards. The game marked Wilson's 200th career start and appearance, making him just the fourth quarterback in NFL history to start all of his first 200 games.

QUARTERBACKS TO START FIRST 200 GAMES PLAYED

Player, Teams	Games Played/Games Started
Peyton Manning, IND/DEN	265/266*
Matt Ryan, ATL/IND	234/234
Matthew Stafford, DET/LAR	225/225
Russell Wilson, SEA/DEN/PIT/NYG	202/202

***Peyton Manning** started every game in his career until his last regular season game vs. San Diego on 1/3/16.



Over the course of his career, Wilson owns a 99.4 career passer rating, which is the 5th-highest all-time among quarterbacks with at least 1,500 passing attempts. He is one of five quarterbacks to have seven or more seasons with a 100+ passer rating.

ALL-TIME PASSER RATING LEADERS		
Player		Passer Rating
T1.	Lamar Jackson, 2018-Present	102.6
T1.	Aaron Rodgers, 2005-Present	102.6
3.	Patrick Mahomes, 2017-Present	101.6
4.	Joe Burrow, 2020-Present	101.0
5.	Russell Wilson, 2012-Present	99.4

MOST SEASONS WITH 100+ PASSER RATING	
Player	Seasons with 100+ Passer Rating
Aaron Rodgers, 2005-Present	10
Drew Brees, 2004-2020	10
Tom Brady, 2007-2022	8
Steve Young, 1985-1999	8
Russell Wilson, 2012-Present	7

On the ground, Wilson has rushed 1,040 times for 5,556 yards (5.3 avg.) and 31 touchdowns. His 5,556 rushing yards are the 4th-most by a quarterback in NFL history.

MOST RUSHING YARDS BY QUARTERBACKS IN NFL HISTORY		
	Player	Rushing Yards
1.	Lamar Jackson, 2018-Present	6,291
2.	Michael Vick, 2001-2015	6,109
3.	Cam Newton, 2011-2021	5,628
4.	Russell Wilson, 2012-Present	5,556
5.	Randall Cunningham, 1985-2001	4,928



TYRONE TRACY JR.



RB Tyrone Tracy Jr. has played in 20 games (14 starts) and rushed 214 times for 907 yards and 5 touchdowns. Through the air, Tracy has 46 receptions for 338 yards and 1 touchdown.

Tracy rushed for 839 yards last season, the 2nd-most by a rookie in franchise history and the 3rd-most among all rookies in 2024.

GIANTS ROOKIE RUSHING YARDS LEADERS		
	Player, Year	Rushing Yards
1.	Saquon Barkley, 2018	1,307
2.	Tyrone Tracy Jr., 2024	839
3.	Tuffy Leemans, 1936	830

2024 RUSHING YARDS LEADERS AMONG ROOKIES		
	Player, Team	Rushing Yards
1.	Bucky Irving, TB	1,122
2.	Jayden Daniels, WAS	891
3.	Tyrone Tracy Jr., NYG	839

In total, Tracy combined for 1,123 yards from scrimmage in 2024 which was the 4th-most by a rookie in franchise history. It was also the 6th-most among all rookies last season.

GIANTS ROOKIE SCRIMMAGE YARDS LEADERS		
	Player, Year	Scrimmage Yards
1.	Saquon Barkley, 2018	2,028
2.	Odell Beckham Jr., 2014	1,340
3.	Malik Nabers, 2024	1,206
4.	Tyrone Tracy Jr., 2024	1,123
5.	Alex Webster, 1955	903

2024 SCRIMMAGE YARDS LEADERS
AMONG ROOKIES

	Player, Team	Scrimmage Yards
1.	Bucky Irving, TB	1,514
2.	Brian Thomas Jr., JAX	1,330
3.	Brock Bowers, LV	1,207
4.	Malik Nabers, NYG	1,206
5.	Ladd McConkey, LAC	1,149
6.	Tyrone Tracy Jr., NYG	1,123
7.	Jayden Daniels, WAS	891
8.	Marvin Harrison Jr., ARI	885
9.	Rome Odunze, CHI	749
10.	Xavier Worthy, KC	742

CAM SKATTEBO



Through three weeks of play, **RB Cam Skattebo** leads the Giants in rushing with 102 yards and 2 touchdowns on 23 carries (4.4 avg.). He has also logged 10 receptions for 87 yards. Skattebo joins Washington's **Jacory Croskey-Merritt** and Jacksonville's **Bhayshul Tuten** as one of three rookie running backs with multiple offensive touchdowns this season.

Skattebo leads all rookie running backs in receiving yards and has gained the 5th-most scrimmage yards of any rookie this season.

2025 SCRIMMAGE YARDS LEADERS
AMONG ROOKIES

	Player, Team	Scrimmage Yards
1.	Tetairoa McMillan, CAR	216
2.	Omarion Hampton, LAC	215
3.	Tyler Warren, IND	196
4.	Emeka Egbuka, TB	190
5.	Cam Skattebo, NYG	189

In the Giants' home opener against Kansas City, Skattebo rushed 10 times for 60 yards and a touchdown and added 6 catches for 60 yards. He became the eighth rookie in franchise history to record 60+ rushing yards and 60+ receiving yards in the same game.

GIANTS ROOKIES WITH 60+ RUSHING AND
RECEIVING YARDS IN THE SAME GAME

	Player, Game	Rushing Yards	Receiving Yards
1.	Cam Skattebo, 9/21/25 vs. KC	60	61
2.	Saquon Barkley, 10/11/18 vs. PHI	130	99
3.	Butch Woolfolk, 12/5/82 vs. HOU	62	102
4.	Larry Heater, 11/9/80 vs. DAL	69	85
5.	Charlie Evans, 11/7/71 vs. SDG	63	69
6.	Ernie Wheelwright, 10/25/64 at CLE	94	68
7.	Alex Webster, 10/30/55 vs. WAS	76	60
8.	Harry Newman, 10/8/33 at BOS	108	78

MALIK NABERS



This season, **WR Malik Nabers** has recorded 16 catches for 251 yards and 2 touchdowns. He ranks 4th in the NFL in receiving yards and 6th in yards per catch (min. 10 receptions).

2025 RECEIVING YARDS LEADERS

	Player, Team	Receiving Yards
1.	Puka Nacua, LAR	333
2.	Jaxon Smith-Njigba, SEA	323
3.	Ricky Pearsall, SF	281
4.	Malik Nabers, NYG	251
5.	Ja'Marr Chase, CIN	241

In Week 2 at Dallas, Nabers caught 9 passes for 167 yards (18.6 average) and 2 touchdowns. It marked the fourth 100-yard receiving game of his career and the third game with 2+ receiving touchdowns.

Nabers' 238 receiving yards in Weeks 1-2 are the 3rd-most through two games by a Giants player in franchise history, behind **WR Byron Williams'** 239 yards in 1984 and **Bob Schnelker's** 250 yards in 1959.

GIANTS RECEIVING YARDS LEADERS IN WEEKS 1-2 OF A SEASON

Player, Year	Receiving Yards
1. Bob Schnelker, 1959	250
2. Byron Williams, 1984	239
3. Malik Nabers, 2025	238

Through 18 career games, Nabers owns 125 receptions for 1,455 yards. His 125 receptions are the 2nd-most in NFL history by a player through 18 career games.

MOST RECEPTIONS THROUGH FIRST 18 NFL GAMES

Player, Team	Receptions
1. Odell Beckham Jr., NYG	129
2. Malik Nabers, NYG	125
3. Jaylen Waddle, MIA	119
4. Brock Bowers, LV	117
5. Anquan Boldin, ARI	110

In 2024, Nabers posted 109 catches for 1,204 yards and 7 touchdowns. His 109 receptions ranked 5th in the NFL and set the franchise single-season record, surpassing **Steve Smith's** 107 receptions in 2009.

GIANTS SINGLE-SEASON RECEPTION LEADERS

Player, Year	Receptions
1. Malik Nabers, 2024	109
2. Steve Smith, 2009	107
3. Odell Beckham Jr., 2016	101

2024 RECEPTION LEADERS

Player, Team	Receptions
1. Ja'Marr Chase, CIN	127
2. Amon-Ra St.Brown, DET	115
3. Brock Bowers, LV	112
4. Trey McBride, ARI	111
5. Malik Nabers, NYG	109

Nabers' 109 catches marked the most by a rookie wide receiver in NFL history and the 2nd-most overall behind Raiders' **TE Brock Bowers** (112) in a single season.

ROOKIE WIDE RECEIVERS ALL-TIME RECEPTION LEADERS

Player, Team, Year	Receptions
1. Malik Nabers, NYG, 2024	109
2. Puka Nacua, LAR, 2023	105
3. Jaylen Waddle, MIA, 2021	104
4. Anquan Boldin, ARI, 2003	101
5. Michael Thomas, NO, 2016	92

His 1,204 receiving yards were the 2nd-most among all rookies and 7th overall in the NFL. He became just the second Giants rookie to surpass the 1,000-yard receiving mark, joining **Odell Beckham Jr.** who had 1,305 yards in 2014.

MOST RECEIVING YARDS BY A GIANTS ROOKIE

Player, Year	Receiving Yards
1. Odell Beckham Jr., 2014	1,305
2. Malik Nabers, 2024	1,204
3. Jeremy Shockey, 2002	894
4. Bobby Johnson, 1984	795
5. Hakeem Nicks, 2009	790



WAN'DALE ROBINSON



This season, **WR Wan'Dale Robinson** has 15 catches for 223 yards and 1 touchdown. He owns 9 receptions on third down, which leads the NFL this season.

2025 THIRD-DOWN RECEPTION LEADERS

Player, Team		Third-Down Receptions
1.	Wan'Dale Robinson, NYG	9
T2.	Chris Olave, NO	7
T2.	Rome Odunze, CHI	7
T4.	Nine players tied	6

At Dallas in Week 2, Robinson totaled 8 receptions for a career-high 142 yards and 1 touchdown. His 50-yard catch marked the longest reception of his career.

In 2024, Robinson posted career-high totals of 93 receptions, 699 yards and 3 touchdowns. Robinson's 93 receptions were the 13th-most in the NFL and 5th all-time on the Giants single-season reception list.

GIANTS SINGLE-SEASON RECEPTION LEADERS

Player, Year		Receptions
1.	Malik Nabers, 2024	109
2.	Steve Smith, 2009	107
3.	Odell Beckham Jr., 2016	101
4.	Odell Beckham Jr., 2015	96
5.	Wan'Dale Robinson, 2024	93

Of Robinson's 93 receptions, 34 of them came on third-down which was the highest total among all NFL players.

2024 THIRD-DOWN RECEPTION LEADERS

Player, Team		Third-Down Receptions
1.	Wan'Dale Robinson, NYG	34
2.	Amon-Ra St. Brown, DET	31
3.	Courtland Sutton, DEN	30

DARIUS SLAYTON



Across his Giants career, **WR Darius Slayton** has caught 265 passes for 3,988 yards (15.0 avg.) and 21 touchdowns.

Since entering the league in 2019, Slayton ranks 3rd in the NFL among active players with 15.0 yards per catch (minimum 250 receptions).

YARDS PER CATCH LEADERS SINCE 2019
(MIN. 250 RECEPTIONS)

Player, Team		Yards Per Catch
1.	A.J. Brown, PHI/TEN	15.7
2.	Justin Jefferson, MIN	15.1
3.	Darius Slayton, NYG	15.0
4.	Mike Evans, TB	14.8
5.	Brandon Aiyuk, SF	14.6

Slayton owns 13 touchdown receptions of 30+ yards. Since 1970, that is the 3rd-most by a Giants player.

30+ YARD TOUCHDOWN RECEPTIONS
SINCE 1970

Player, Year		30+ Yard Touchdown Receptions
1.	Odell Beckham Jr. (2014-2018)	16
2.	Amani Toomer (1996-2008)	15
3.	Darius Slayton (2019-Present)	13
4.	Plaxico Burress (2005-2008)	12
T5.	Two Players Tied	9

DEXTER LAWRENCE II



DL Dexter Lawrence II has played in 95 games (88 starts) in his career. Lawrence has recorded 318 tackles, 97 quarterback hits, 36 tackles for loss, 30.0 sacks, 11 passes defended and 5 forced fumbles.

Lawrence totaled a career-high 9.0 sacks during the 2024 season, the 2nd-most by a defensive tackle last year.

DEFENSIVE TACKLE SACK LEADERS IN 2024

Player, Team		Sacks
1.	Zach Sieler, MIA	10.0
2.	Dexter Lawrence II, NYG	9.0
3.	Cameron Heyward, PIT	8.0
T4.	Bryan Bresee, NO	7.5
T4.	Calijah Kancey, TB	7.5

Lawrence’s 97 quarterback hits are tied for 3rd-most in franchise history.

FRANCHISE QUARTERBACK HIT LEADERS
(QB HITS BECAME AN OFFICIAL STAT IN 2006)

Player, Years		Quarterback Hits
1.	Justin Tuck, 2005-2013	120
2.	Jason Pierre-Paul, 2010-2017	109
T3.	Mathias Kiwanuka, 2006-2014	97
T3.	Dexter Lawrence II, 2019-Present	97
5.	Osi Umenyiora, 2003-2012	87

BRIAN BURNS



In 2025, **OLB Brian Burns** has started three games and produced 15 tackles, 5 tackles for loss, 5 quarterback hits, 4.0 sacks and 3 passes defended. Burns’ 4.0 sacks are tied for the 2nd-most in the NFL and his 5 tackles for loss are tied for 3rd. He’s the only player with 4.0+ sacks and 3+ passes defended in the league.

2025 SACK LEADERS

Player, Team		Sacks
1.	Rashan Gary, GB	4.5
T2.	Brian Burns, NYG	4.0
T2.	Myles Garrett, CLE	4.0
T2.	Byron Young, LAR	4.0
T5.	Carl Granderson, NO	3.5
T5.	Harold Landry, NE	3.5
T5.	Al-Quadin Muhammad, DET	3.5

TACKLES FOR LOSS LEADERS IN 2025

Player, Team		Tackles For Loss
1.	Myles Garrett, CLE	7
2.	Byron Young, LAR	6
T3.	Brian Burns, NYG	5
T3.	Will Anderson, HOU	5
T3.	Derwin James, LAC	5
T3.	George Karlaftis III, KC	5
T3.	Milton Williams, NE	5

Since 2000, Burns is the fourth Giant with 4.0+ sacks in the first three weeks of the season, joining **Jason Pierre-Paul** (4.5 in 2011), **Mathias Kiwanuka** (4.0 in 2010) and **Fred Robins** (4.0 in 2008).

GIANTS WITH 4.0+ SACKS IN WEEKS 1-3 SINCE 2011

Player, Year		Sacks
1.	Jason Pierre-Paul, 2011	4.5
2.	Brian Burns, 2025	4.0
3.	Mathias Kiwanuka, 2011	4.0
4.	Fred Robins, 2008	4.0

He's also the fifth Giant since 1982 (when sacks became an official statistic) to record a sack in each of the first three games to start a season, joining **Azeez Ojulari** (2021), **Mathias Kiwanuka** (2010), **Keith Hamilton** (1997) and **Lawrence Taylor** (1989).

In Week 3, Burns recorded 6 tackles, 2 passes defended, 2 quarterback hits, 1 forced fumble and 1.0 sack. Since 1992, he is the third Giant to produce 6+ tackles, 2+ passes defended, 1.0+ sacks and 1+ forced fumble in a game, joining **Brent Alexander** (13 tackles, 2 passes defended, 1.0 sack and 1 forced fumble at Baltimore on 12/12/04) and **Terrell Thomas** (6 tackles, 2 passes defended, 1 forced fumble and 1.0 sack vs. Jacksonville on 11/28/10).

Burns finished the 2024 season with career highs in tackles (71) and passes defended (8) and a career-high-tying 17 tackles for loss. He also produced 18 quarterback hits, 8.5 sacks and 2 forced fumbles. Burns' 8.5 sacks tied **Olivier Vernon** (8.5 sacks in 2016) for the 2nd-most sacks by a Giant in their first season.

After surpassing 7.5 sacks in 2024, Burns became the eighth player in NFL history to record 7.5+ sacks in each of their first six seasons to begin their career.

PLAYERS TO RECORD 7.5+ SACKS IN EACH OF THEIR FIRST SIX SEASONS

Player, Years		Seasons of 7.5+ Sacks To Begin Career
1.	Reggie White (1985-98)	14
T2.	Derrick Thomas (1989-98)	10
T2.	Jared Allen (2004-13)	10
T4.	DeMarcus Ware (2005-12)	8
T4.	Ryan Kerrigan (2011-18)	8
T4.	Aaron Donald (2014-21)	8
7.	Yannick Ngakoue (2016-22)	7
8.	Brian Burns (2019-24)	6

Burns is only one of two players with 7.5+ sacks in every season since 2019.

PLAYERS WITH 7.5+ SACKS IN EACH SEASON SINCE 2019

Player, Team(s)	2019	2020	2021	2022	2023	2024
Brian Burns, NYG/CAR	7.5	9.0	9.0	12.5	8.0	8.5
Myles Garrett, CLE	10.0	12.0	16.0	16.0	14.0	14.0

Since the start of the 2024 season, Burns' 22 tackles for loss are the 3rd-most in the league.

TACKLES FOR LOSS LEADERS SINCE 2024

Player, Team		Tackles For Loss
1.	Myles Garrett, CLE	29
2.	T.J. Watt, PIT	23
3.	Brian Burns, NYG	22
T4.	Will Anderson Jr., HOU	21
T4.	Maxx Crosby, LV	21
T4.	Jonathan Greenard, MIN	21
T4.	Trey Hendrickson, CIN	21

Burns' career-high-tying 17 tackles for loss were tied for the 6th-most in the NFL in 2024. It tied for the 3rd-most tackles for loss by a Giant in a single season. Tackles for loss became an official statistic in 1999.

MOST TACKLES FOR LOSS BY A GIANT IN A SINGLE-SEASON

Player, Years		Tackles For Loss
1.	Jason Pierre-Paul, 2011	23
2.	Justin Tuck, 2008	20
T3.	Brian Burns, 2024	17
T3.	Olivier Vernon, 2016	17

Dating back to 2022, Burns is one of three players to record three straight seasons with 16+ tackles for loss.

PLAYERS WITH 16+ TACKLES FOR LOSS IN EACH OF THE LAST THREE SEASONS

Player, Team	2022 TFLs	2023 TFLs	2024 TFLs
Brian Burns, NYG/CAR	17	16	17
Maxx Crosby, LV	22	23	17
Myles Garrett, CLE	18	17	22

ABDUL CARTER



This season, LB Abdul Carter has played in three games with one start, producing 5 tackles, 3 quarterback hits, 1 tackle for loss and a half-sack. Per Pro Football Focus, Carter has generated 11 quarterback pressures, the most among all rookies.

MOST QB PRESSURES AMONG ROOKIES (PER PFF)

Player, Team		Quarterback Pressures
1.	Abdul Carter, NYG	11
T2.	James Pearce Jr., ATL	9
T2.	Mykel Williams, SF	9

Carter has recorded a quarterback hit in all three games this season. He is the first Giant since Azeez Ojulari in 2021 to begin his career with three straight games with at least 1 quarterback hit. He is also one of two rookies with 3+ quarterback hits (Dallas’ Donovan Ezeirvaku, 3).



KAYVON THIBODEAUX



OLB Kayvon Thibodeaux has started all three games played in the 2025 season. He has tallied 8 tackles, 5 quarterback hits, 2 tackles for loss and 1.5 sacks.

Thibodeaux has played in 46 career games and made 46 starts. He has tallied 135 tackles, 51 quarterback hits, 28 tackles for loss, 22.5 sacks, 11 passes defended, 6 forced fumbles, 3 fumble recoveries and 1 touchdown.

In the first three seasons of his career (2022-2024), Thibodeaux registered 46 quarterback hits and 21.0 sacks. His 46 quarterback hits tied for the most among all Giants in their first three seasons, while his 21.0 sacks are the 5th-most.

MOST QUARTERBACK HITS BY A GIANT IN FIRST THREE SEASONS

Player		Quarterback Hits
T1.	Kayvon Thibodeaux	46
T1.	Jason Pierre-Paul	46
3.	Mathias Kiwanuka	34
4.	Dexter Lawrence II	30
T5.	Two Players Tied	27

MOST SACKS BY A GIANT IN FIRST THREE SEASONS

Player		Sacks
1.	Jason Pierre-Paul	27.5
T2.	Leonard Marshall	22.5
T2.	Osi Umenyiora	22.5
4.	Keith Hamilton	21.5
5.	Kayvon Thibodeaux	21.0

BOBBY OKEREKE



ILB **Bobby Okereke** has started all three games this season. He has produced 34 tackles, 1 quarterback hit and 1 pass defended. Okereke currently leads the NFL in tackles.

2025 TACKLE LEADERS

Player, Team		Tackles
1.	Bobby Okereke, NYG	34
2.	Tyrel Dodson, MIA	33
T3.	Roquan Smith, BAL	32
T3.	Bobby Wagner, WAS	32
T5.	Demario Davis, NO	31
T5.	Quay Walker, GB	31

In Week 1, Okereke registered 16 tackles, making him the second Giant since 1994 to record 16+ tackles in a Week 1 matchup, joining **LB B.J. Goodson**, who totaled 18 tackles at Dallas (9/10/2017).

MOST TACKLES BY A GIANT IN WEEK 1

Player, Year		Game
1.	B.J. Goodson, 2017	18 tackles vs. Dallas (9/10/17)
2.	Bobby Okereke, 2025	16 tackles at Washington (9/7/25)
3.	Jessie Armstead, 1996	14 tackles vs. Buffalo (9/1/96)

PAULSON ADEBO



The Giants signed **CB Paulson Adebo** to a three-year deal on March 13, 2025. Adebo has played in 55 career games (54 starts) and totaled 278 tackles, 46 passes defended 10 interceptions, 7 tackles for loss, 2 forced fumbles and 2 fumble recoveries.

Since 2023, Adebo has produced 31 passes defended and 7 interceptions, making him one of three players with 31+ passes defended and 7+ interceptions.

PLAYERS WITH 31+ PASSES DEFENSED AND 7+ INTERCEPTIONS SINCE 2023

Player, Team	Passes Defended	Interceptions
Derek Stingley Jr. HOU	34	10
Brian Branch, DET	31	7
Paulson Adebo, NO/NYG	31	7



DRU PHILLIPS



CB Dru Phillips has played in 17 career games (nine starts). He has produced 91 tackles, 9 tackles for loss, 5 passes defended, 2 forced fumbles, 2 interceptions and 1.0 sack.

Phillips recorded 2 passes defended in back to back games (at Dallas, vs. Kansas City), making him the first Giant to do that since **Bobby Okereke** (10/8/23-10/15/23).

As a rookie in 2024, Phillips recorded 7 tackles for loss, which tied for the 4th-most by a Giants’ rookie since 1999, when tackles for loss became an official statistic. It also tied for the 5th-most among all rookies in the 2024 season. Phillips became the 10th rookie defensive back to total 7+ tackles for loss in a season.



TACKLES FOR LOSS LEADERS AMONG 2024 ROOKIES

Player, Team		Tackles For Loss
1.	Edgerrin Cooper, GB	13
2.	Jared Verse, LAR	11
3.	Braden Fiske, LAR	10
4.	Chop Robinson, MIA	8
T5.	Dru Phillips, NYG	7
T5.	Jarvis Brownlee, TEN	7
T5.	Jonah Elliss, DEN	7

MOST TACKLES FOR LOSS BY A GIANTS ROOKIE

Player, Year		Tackles For Loss
1.	Cornelius Griffin, 2000	11
2.	Devon Kennard, 2014	10
3.	Azeez Ojulari, 2021	8
T4.	Dru Phillips, 2024	7
T4.	Lorenzo Carter, 2018	7
T4.	Jason Pierre-Paul, 2010	7

GRAHAM GANO



K Graham Gano has played in 71 games since joining the Giants in 2020 and made 115-of-131 field goal attempts (87.8%). He has also converted 97-of-101 extra point attempts.

Gano has reached 6th on the Giants' all-time scoring list with 442 points.

FRANCHISE SCORING LEADERS

Player, Years	Points Scored
1. Pete Gogolak, 1966-1974	646
2. Lawrence Tynes, 2007-2012	586
3. Brad Daluiso, 1993-2000	526
4. Frank Gifford, 1952-1964	484
5. Joe Danelo, 1976-1982	482
6. Graham Gano, 2020-Present	442
7. Tiki Barber, 1997-2006	416
8. Josh Brown, 2013-2016	392
9. Joe Morrison, 1959-1972	390
10. Brandon Jacobs, 2005-2013	386

Gano has made 26 field goals of 50+ yards, surpassing **Joe Danelo's** (1976-82) previous franchise record of 9.

MOST 50+ YARD FIELD GOALS IN FRANCHISE HISTORY

Player, Years	50+ Yard Field Goals
1. Graham Gano, 2020-Present	26
2. Joe Danelo, 1976-1982	9
3. Josh Brown, 2013-2016	8

Gano has connected on 115 field goal attempts, the 4th-most in franchise history.

MOST MADE FIELD GOALS IN FRANCHISE HISTORY

Player, Years	Made Field Goals
1. Pete Gogolak, 1966-1974	126
2. Brad Daluiso, 1993-2000	123
3. Lawrence Tynes, 2007-2012	122
4. Graham Gano, 2020-Present	115
5. Joe Danelo, 1976-1982	104

Among Giants who have attempted 100 field goals, Gano's 87.8% success rate is the highest mark in franchise history.

HIGHEST FIELD GOAL PERCENTAGE IN FRANCHISE HISTORY (MIN. 100 ATTEMPTS)

Player, Years	Field Goal Percentage
1. Graham Gano, 2020-Present	87.8%
2. Lawrence Tynes, 2007-2012	83.6%
3. Brad Daluiso, 1993-2000	76.9%

Gano has totaled 1,420 career points, which is the 3rd-most among all active players.

MOST POINTS SCORED AMONG ACTIVE PLAYERS

Player, Current Team	Points Scored
1. Matt Prater, BUF	1,838
2. Nick Folk, NYJ	1,741
3. Graham Gano, NYG	1,420
4. Brandon McManus, GB	1,183
5. Chris Boswell, PIT	1,149



JAMIE GILLAN

Since joining the Giants in 2022, **P Jamie Gillan** has played in 50 games and punted 236 times for 10,766 yards with an average of 45.6 per punt and a net average of 41.1. He's landed 90 punts inside the 20 and owns a career-long of 74 yards.


Gillan's 45.6 gross average is the 2nd-highest mark in franchise history, while his 41.1 net average is the highest in franchise history.


FRANCHISE GROSS PUNTING AVERAGE LEADERS

	Player	Punts	Gross Average
1.	Steve Weatherford, 2011-2014	311	46.3
2.	Jamie Gillan, 2022-Present	236	45.6
3.	Riley Dixon, 2018-2021	279	45.2
4.	Brad Wing, 2015-2017	264	44.9
5.	Don Chandler, 1956-1964	525	43.8

FRANCHISE NET PUNTING AVERAGE LEADERS

	Player	Punts	Gross Average
1.	Jamie Gillan, 2022-Present	236	41.1
2.	Riley Dixon, 2018-2021	279	40.6
T3.	Brad Wing, 2015-2017	264	38.8
T3.	Steve Weatherford, 2011-2014	311	38.8
5.	Mike Horan, 1993-1996	303	36.4





BRIAN DABOLL

HEAD COACH



GIANTS
SINCE 1966
BIG BLUE
GIANTS

Brian Daboll was hired as the 20th head coach in Giants history on Jan. 28, 2022, and directed one of the most successful debut seasons in the history of the franchise.

Daboll was named the 2022 NFL Coach of the Year after leading a resurgence that resulted in nine regular-season victories, the team's first playoff berth in six years, and its first postseason victory in 11 seasons. The Giants won just four games the previous season and Daboll was the first coach since 1990 selected Coach of the Year with fewer than 10 victories.

Daboll was the first Giants coach to be selected Coach of the Year since Jim Fassel in 1997. Like Fassel, Daboll took over a team that was last in the NFC East the previous year and led it to the playoffs in his debut season. He took the team one step further by defeating the Minnesota Vikings in an NFC Wild Card Game.

Daboll was the fifth Giants coach to be selected Coach of the Year since it was first awarded in 1957. Allie Sherman was honored in 1961 and 1962, Bill Parcells in 1986, Dan Reeves in 1993 and Fassel four years later.

When he was the Buffalo Bills' offensive coordinator in 2020, Daboll was voted the AP NFL Assistant Coach of the Year after the Bills finished 13-3 and unseated longtime powerhouse New England atop the division. Daboll is the first person to win both Coach of the Year and Assistant Coach of the Year awards.

Daboll directed a Giants' team in 2024 that set a number of franchise records on the offensive side of the ball. Rookie wide receiver Malik Nabers recorded 109 receptions for 1,204 yards and seven touchdowns. His 109 receptions established a rookie record for wide receivers, as well as surpassed the Giants single-season franchise record set by Steve Smith in 2009 (107 receptions). Nabers (1,206 yards) and rookie running back Tyrone Tracy Jr. (1,123 yards) became just the third rookie duo in NFL history to both surpass 1,000 yards from scrimmage.

Third-year wide receiver Wan'Dale Robinson set career highs in 2024 with 93 receptions for 699 yards and three touchdowns. Robinson and Nabers became the first duo in Giants history to record 90+ receptions each in a single season. They were the only pair of teammates to achieve that accomplishment in the NFL in 2024.

In 2023, numerous Giants players suffered injuries that sidelined them for multiple games. Quarterback Daniel Jones was limited to six games and the Giants played for a significant time without tackles Andrew Thomas and Evan Neal, running back Saquon Barkley, tight end Darren Waller, center John Michael Schmitz, and kicker Graham Gano. The reserve quarterbacks played several contests behind a patchwork offensive line.

But Daboll's Giants displayed maximum effort in every game. In the season's final three weeks, the Giants lost by eight points at defending NFC champion Philadelphia and by a single point to the postseason-bound Los Angeles Rams before ending the year with a resounding 27-10 victory against the Eagles, who were also headed to the playoffs. It was the Giants' first victory against Philadelphia in six meetings, including one in the playoffs.

The Giants scored 25, 25 and 27 points in those three games, three of their five highest point totals of the season.

Under Daboll's mentorship, rookie free agent quarterback Tommy DeVito started six games in Jones' absence and won half of them, leading the Giants to victories at Washington and in home games vs. New England and Green Bay. DeVito was the first Giants rookie quarterback to win three consecutive starts since Phil Simms won four in a row in 1979. He was just the third undrafted rookie quarterback since the 1970 merger to win three starts in a season, joining Ed Rubbert, who won three strike-replacement games for Washington in 1987, and Pittsburgh's Devlin Hodges in 2019.

DeVito was selected NFC Offensive Player of the Week after leading the Giants to a Monday night victory vs. the Packers. He completed 17 of 21 passes (season-high 81%) for 158 yards, one touchdown and no interceptions for a passer rating of 113.9 and added 10 rushing attempts for 71 yards. In the 74 seasons since the NFL began tracking starting quarterbacks in 1950, DeVito became the first starter in league history to complete at least 80% of his passes, rush for 70+ yards, commit no turnovers and take no sacks.

In Daboll's debut season, the Giants finished 9-7-1 and qualified for the NFC playoffs as a wild card team. It was the Giants' first winning season and first postseason appearance since 2016. The Giants won just four games in 2021, the year prior to Daboll's arrival, and the five-game improvement is their largest in one season since they jumped from six victories in 2015 to 11 the following season.

Daboll was the fifth coach in Giants history to lead the team to the playoffs in his debut season, joining Sherman (1961), Reeves (1993), Fassel (1997) and Ben McAdoo (2016). Rookie coach Earl Potteiger led the Giants to the 1927 NFL championship in the era before playoffs.

Daboll was one of three first-year head coaches to lead his team to the postseason in 2022, joining Minnesota's Kevin O'Connell and Miami's Mike McDaniel. Daboll was the only one of the three to advance to the divisional round, and he did so with a victory against O'Connell's Vikings.

Daboll was the first Giants coach to win his postseason debut since Reeves in 1993. He joined Jim Lee Howell, Ray Perkins, Bill Parcells and Reeves as Giants coaches who were victorious in their first playoff games.

The Daboll difference was evident early in the season. In 2020 and 2021, the Giants started 0-5 and then 0-3. But in their first game under Daboll, they overcame a 13-0 halftime deficit to defeat the Titans in Tennessee, 21-20, on a touchdown and two-point conversion with 1:06 remaining. Daboll was the first Giants coach to win five of his first six games since Reeves in 1993, and his 6-1 start was the best for a coach in his first Giants season since LeRoy Andrews was 6-0-1 in 1929.

In the first five weeks of the season, the Giants defeated Tennessee and Green Bay, the 2021 No. 1 playoff seeds in their respective conferences.

The Giants performed significantly better on offense in 2022 than they had the previous season. Their 365 points were 107 more than they scored in 2021. The Giants averaged 333.9 yards a game, an increase of 46.6 yards per game. One year after averaging 99.3 rushing yards a game

and 4.0 yards per carry, they finished fourth in the NFL with 148.2 rushing yards a game and fifth with 4.8 yards a carry. Their 352 first downs were 53 more than the previous season.

Under the tutelage of Daboll and his offensive assistants, quarterback Daniel Jones and running back Saquon Barkley had their finest statistical seasons.

Jones completed 317-of-472 passes for 3,205 yards, all career highs. His 15 touchdown passes were the 2nd-highest total of his career, and his 5 interceptions were a career low. Jones' passer rating was a career-best 92.5 and his 67.16 completion percentage was a Giants' single-season record. He had each of his five highest single-game completion percentages in 2022: 80.9 at Tennessee, 80.6 vs. Washington, 79.2 vs. Indianapolis, 77.8 at Green Bay and 76.5 vs. Houston. Jones led the NFL and set a franchise record by throwing an interception on just 1.1% of his passes (five in 472 throws).

In addition, Jones rushed for a Giants quarterback-record 708 yards and seven touchdowns on 120 carries, all the second-highest totals on the team.

Barkley was selected to his second Pro Bowl and was one of three players nominated for the NFL Comeback Player of the Year award. He had career-high totals of 295 carries for 1,312 yards – the NFL's fourth-highest total – and rushed for 10 touchdowns, one less than his career-high rookie total. Barkley was also the team's co-leader with 57 receptions and was seventh in the NFL with 1,650 scrimmage yards, almost double his 2021 total of 856.

Daboll joined the Giants with 20 years of NFL coaching experience.

He was a five-time Super Bowl champion with the New England Patriots and won a national championship at the University of Alabama.

Daboll joined the Giants after spending the previous four seasons as the offensive coordinator of the Bills. He devised the game plans and called the plays for one of the most productive offenses in the NFL, one that helped Buffalo earn three consecutive playoff berths, win two AFC East titles and advance to the conference championship game in 2020.

Daboll also oversaw the development of quarterback Josh Allen, the seventh overall selection in the 2018 NFL Draft. Allen is the only player in history with 100 passing touchdowns and 30 rushing scores in his first four years. In his last two seasons working with Daboll, Allen threw 73 touchdown passes against just 24 interceptions.

In 2021, Daboll's offense excelled as Buffalo won its second straight AFC East championship with an 11-6 record. The Bills finished third in the NFL with 28.4 points a game and fifth with 381.9 yards a game. Allen was sixth in the league with a franchise-record 409 completions, seventh with 36 touchdown passes and eighth with 4,407 yards. Allen's favorite target, wide receiver Stefon Diggs, caught 103 passes for 1,225 yards and 10 touchdowns.

Daboll was voted the AP's NFL Assistant Coach of the Year in 2020 when Allen finished second in the NFL MVP voting after setting Buffalo single-season franchise records with 4,544 yards, 37 touchdown passes, a 69.2 completion percentage and a 107.2 passer rating.

Daboll joined the Bills in 2018 and in his second season the Bills scored 45 more points and won four more games than they had in the previous season to earn a wild card berth.

In 2017, Daboll returned to collegiate coaching for the first time in 18 years when he became the offensive coordinator and quarterbacks coach at Alabama, which finished 13-1 and earned its 17th national championship. The Crimson Tide averaged 38.8 points, 245.0 rushing

yards, 210.3 passing yards and 455.3 yards of total offense in Daboll's one season in Tuscaloosa. Daboll coached future NFL quarterbacks Jalen Hurts, Tua Tagovailoa and Mac Jones.

Daboll joined the Crimson Tide after spending the previous four seasons with the Patriots, his second stint with the team. He spent a total of 11 seasons in New England and helped the team win five Super Bowl titles (XXXVI, XXXVIII, XXXIX, XLIX and LI).

Daboll was an offensive assistant in 2013 before coaching the Patriots' tight ends the next three seasons. Under his tutelage, Rob Gronkowski was selected first-team All-Pro in 2014 and 2015. The following season, Gronkowski and Martellus Bennett combined for 80 receptions, 1,241 yards and 10 touchdowns.

Daboll was the Kansas City Chiefs' offensive coordinator in 2012. The Chiefs finished fifth in the NFL with an average of 149.7 rushing yards a game. Jamaal Charles was fourth with 1,509 yards and five touchdowns and averaged 5.3 yards a carry while earning a selection to the Pro Bowl.

In 2011, Daboll was offensive coordinator in Miami, which improved from 30th in the league the year before his arrival to 20th during his one season with the team. That Dolphins team had both a 1,000-yard rusher and 1,000-yard receiver for the first time in franchise history as Reggie Bush ran for 1,086 yards and Brandon Marshall totaled 1,214 yards while catching a team-high 81 passes.

Prior to joining the Dolphins, Daboll served as Cleveland's offensive coordinator during the 2009 and 2010 seasons. The Browns offense saw dramatic improvement in the second half of the 2009 season. Cleveland scored 11.1 more points per game, was 20.8 percent better in the red zone, converted on 14.7 percent more third downs and averaged 1.9 fewer turnovers per game during the final eight games of the season. The 2010 season saw the Browns improve 12 spots to rank eighth in the NFL in rushing offense, averaging 130.4 yards per game.

Daboll coached quarterbacks during his two seasons (2007-08) with the New York Jets. He helped Hall of Fame quarterback Brett Favre pick up the Jets offense after the signal-caller came out of retirement. In his one season under Daboll, Favre was named to the AFC Pro Bowl team and had the second-highest completion percentage of his career (65.7). Daboll also helped the Jets improve from the NFL's 25th-ranked scoring offense in his first season to No. 9 in season two, averaging 25.3 points per game.

Daboll's first stint in New England began in 2000, his first of two seasons as a defensive assistant for head coach Bill Belichick.

From 2002-06, he coached the Patriots' wide receivers. Daboll helped Deion Branch earn Super Bowl XXXIX MVP honors in the Patriots' victory against Philadelphia following the 2004 season. Branch became the first wide receiver to win the honor since San Francisco's Jerry Rice in Super Bowl XXIII after the 1988 season.

Prior to entering the NFL, Daboll spent the 1997 season as a volunteer assistant at the College of William & Mary before serving two seasons (1998-99) as a graduate assistant for Nick Saban at Michigan State.


Daboll graduated from the University of Rochester in 1997 with an economics degree. He was a two-year starter at safety for the Yellowjackets and intercepted three passes against Case Western in his junior season.

Daboll was born in Welland, Ontario, Canada, a suburb of Niagara Falls. He was raised by his grandparents and mother in West Seneca, N.Y. Daboll lettered in football at Saint Francis High School in Athol Springs, N.Y.

Daboll and his wife Beth have six children: Mark, Christian, Aiden, Haven, Avery and Luke.

COACHING CAREER

2022-25	New York Giants	Head Coach
2018-21	Buffalo Bills	Offensive Coordinator
2017	University of Alabama	Offensive Coordinator/Quarterbacks
2014-16	New England Patriots	Tight Ends
2013	New England Patriots	Offensive Coaching Assistant
2012	Kansas City Chiefs	Offensive Coordinator
2011	Miami Dolphins	Offensive Coordinator
2009-10	Cleveland Browns	Offensive Coordinator
2007-08	New York Jets	Quarterbacks
2002-06	New England Patriots	Wide Receivers
2000-01	New England Patriots	Defensive Assistant
1998-99	Michigan State University	Graduate Assistant
1997	The College of William & Mary	Volunteer Assistant



MIKE KAFKA

ASSISTANT HEAD COACH OFFENSIVE COORDINATOR



GIANTS
SINCE 1960
BIG BLUE
GREEN

Mike Kafka is in his fourth season as the Giants' offensive coordinator and his second with the additional title of assistant head coach. This is his ninth season coaching in the NFL.

Kafka oversaw the ascension of rookie wide receiver Malik Nabers in 2024. Nabers recorded 109 receptions for 1,204 yards and seven touchdowns. His 109 receptions set a new rookie record for wide receivers, as well as surpassed the Giants single-season franchise record set by Steve Smith in 2009 (107 receptions). Nabers (1,206 yards) and rookie running back Tyrone Tracy Jr. (1,123 yards) became just the third rookie duo in NFL history to surpass 1,000 yards from scrimmage.

Wan'Dale Robinson set new career highs in 2024, posting 93 receptions for 699 yards and three touchdowns. Robinson and Nabers became the first duo in Giants history to record 90+ receptions each in a single season and were the only pair of teammates to accomplish this in 2024.

The Giants' best offensive output of the season came in Week 17, in a 45-33 victory over the Colts. It was the most points scored by a Giants team since they scored 52 at the Saints on Nov. 1, 2015. Drew Lock completed 17-of-23 passes for 309 yards, four touchdowns and a career-high passer rating of 155.3. He also scored a rushing touchdown, making him the fifth player in NFL history to throw for 300+ yards, 4+ rushing touchdowns, 1+ rushing touchdown and a passer rating higher than 155 in a single game.

In 2023, Kafka directed an offense that improved and developed throughout the season despite a series of injuries at several positions. The Giants started three different quarterbacks as Daniel Jones played in only six games because of neck and knee injuries. Running back Saquon Barkley, tight end Darren Waller, tackles Andrew Thomas and Evan Neal, and center John Michael Schmitz were other frontline players who missed multiple games.

Despite the lineup shuffling, the Giants scored 25, 25, and 27 points in their final three games - against playoff teams Philadelphia and the Los Angeles Rams - three of their five highest point totals of the season.

Working with Kafka, a former quarterback, rookie Tommy DeVito started six games in Jones' absence and won half of them, leading the Giants to victories at Washington and in home games vs. New England and Green Bay. DeVito was the first Giants rookie quarterback to win three consecutive starts since Phil Simms won four in a row in 1979. He was just the third undrafted rookie quarterback since the 1970 merger to win three starts in a season, joining Ed Rubbert, who won three strike-replacement games for Washington in 1987, and Pittsburgh's Devlin Hodges in 2019.

DeVito was selected NFC Offensive Player of the Week after leading the Giants to a Monday night victory vs. the Packers. He completed 17 of 21 passes (season-high 81%) for 158 yards, one touchdown, and no interceptions for a passer rating of 113.9 and added 10 rushing attempts for 71 yards. In the 74 seasons since the NFL began tracking starting quarterbacks in 1950, DeVito became the first starter in league history to complete at least 80% of his passes, rush for 70+ yards, commit no turnovers, and take no sacks.

The Giants' offense significantly improved in Kafka's first season as coordinator. The team's 365 points were 107 more than they scored in

2021. They averaged 333.9 yards a game, an increase of 46.6 yards per game. One year after averaging 99.3 rushing yards a game and 4.0 yards per carry, the Giants finished fourth in the NFL with 148.2 rushing yards a game and fifth with 4.8 yards a carry. Their 352 first downs were 53 more than the previous season.

Jones had his finest statistical seasons while leading the Giants to their first playoff berth in six years. He completed 317-of-472 passes for 3,205 yards, all career highs. His 15 touchdown passes were the second-highest total of his career, and his five interceptions were a career low. Jones' passer rating was a career-best 92.5 and his 67.16 completion percentage was a Giants' single-season record. Jones led the NFL and set a franchise record by throwing an interception on just 1.1% of his passes (five in 472 throws).

In addition, Jones rushed for a Giants quarterback-record 708 yards and seven touchdowns on 120 carries, all the second-highest totals on the team.

Before coming to the Giants, Kafka spent five seasons as an assistant coach on Andy Reid's staff with the Kansas City Chiefs, the last two as the team's quarterbacks coach and passing game coordinator.

During Kafka's tenure in Kansas City, the Chiefs were one of the NFL's most successful teams and deployed one of the league's most prolific offenses. Patrick Mahomes became an NFL most valuable player and Tyreek Hill, Travis Kelce and Mecole Hardman developed into elite receivers.

In 2021, the Chiefs advanced to the AFC Championship Game for the fourth consecutive year, a streak in which they advanced to two Super Bowls, winning one. Kansas City finished fourth in the NFL in scoring (28.2 points a game) third in total yardage (396.8) and fourth in passing yardage (281.8). Mahomes threw for 4,839 yards - his fourth consecutive 4,000-yard season - and 37 touchdowns against just 13 interceptions. Wide receiver Hill and tight end Kelce combined for 203 catches, 2,364 yards and 11 touchdowns in the regular season, while Hardman added 59 receptions 692 yards and two scores. The trio combined to score seven touchdowns in three postseason games.

The previous year, Mahomes threw for 4,740 yards and 38 touchdowns to become just the seventh player in NFL history to throw for 4,500+ passing yards and 35+ touchdown passes multiple times in his career. The Chiefs' passing game ranked first in the league in yards-per-game (303.4), third in average gain per pass play (7.48) and tied for third in passing touchdowns.

In 2019, Mahomes threw 26 touchdown passes despite missing multiple games due to injury. He concluded that season by rallying the Chiefs from a 10-point fourth-quarter deficit to defeat San Francisco in Super Bowl LIV for their first title in 50 years. At 24 years and 138 days old, Mahomes became the youngest quarterback to be named Super Bowl MVP.

In Kafka's first year coaching Kansas City's quarterbacks in 2018, Mahomes was voted the league's MVP after becoming only the second quarterback to pass for over 5,000 yards and 50 touchdown passes in a season.

Kafka served as an offensive quality control coach in his first year with the Chiefs in 2017, when he mentored Mahomes during the quarterback's rookie season.

In 2016, Kafka served as an offensive graduate assistant at his alma mater, Northwestern University. With Kafka's assistance, the Wildcats averaged 398.2 yards per game and 26.0 points per game, and defeated Pittsburgh, 31-24, in the New Era Pinstripe Bowl in Yankee Stadium.

Prior to becoming a coach, Kafka enjoyed a six-year NFL playing career, primarily as a backup quarterback and practice squad member with several teams.

Kafka was a fourth-round choice in the 2010 NFL Draft (122nd overall) by the Philadelphia Eagles, then coached by Reid, who has held the same position with the Chiefs since 2013. He played in four games, all with the

2011 Eagles (he completed four of seven passes vs. the Giants on Sept. 25). Kafka also did stints with New England, Tampa Bay, and Minnesota, where he spent his final season in 2015.

Kafka played in 30 games at Northwestern, where he completed 408 of 637 passes (64.1%) for 4,265 yards with 19 touchdowns. He set single-game records in both passing yards (532 vs. Auburn, 2010) and rushing yards by a quarterback (217 vs. Minnesota, 2008). Additionally, his 3,725 yards of total offense as a senior in 2009 stands as the second-most in program history.

A product of Chicago's St. Rita High School, Kafka earned a degree in communication studies from Northwestern.

Mike and his wife, Alli, have three children, Ashton, Jackson, and Camden.

COACHING CAREER

2024-25	New York Giants	Assistant Head Coach/Offensive Coordinator
2022-23	New York Giants	Offensive Coordinator
2020-21	Kansas City Chiefs	Quarterbacks/Passing Game Coordinator
2018-19	Kansas City Chiefs	Quarterbacks
2017	Kansas City Chiefs	Offensive Quality Control
2016	Northwestern University	Offensive Graduate Assistant



SHANE
BOWEN

DEFENSIVE COORDINATOR



GIANTS
SINCE 1960
BIG BLUE
GREEN

Shane Bowen is in his second season as the Giants’ defensive coordinator, a position he previously held for three years with the Tennessee Titans (2021-23). He was promoted to coordinator in 2021 after spending his first three seasons with the Titans as outside linebackers coach.

Under Bowen’s guidance in 2024, the Giants defense tied for the third-most tackles for loss (96) and the eighth-most sacks (45) in the NFL. The last Giants defense to record 45 or more sacks in a season was in 2014 (47). Through the first seven games, Bowen’s defense recorded a league-leading 31 sacks, the second-most by a Giants team through seven games in franchise history. The Giants finished the season ranked third in the league in sacks per pass attempt, with an 8.95% mark. Defensive lineman Dexter Lawrence II was named to his third straight Pro Bowl after totaling a career-high 9.0 sacks in only 12 games.

In 2023, Bowen’s defense ranked first in the NFL in red zone scoring (allowed touchdowns on 37.7% of opponent drives inside the 20), goal-to-go scoring (42.9% resulted in touchdowns), and third-down conversion rate in the red zone (23.4%). In addition, Tennessee’s defense was seventh in the NFL in rushing defense, allowing 107.7 yards a game.

From 2021 to 2023, the Titans surrendered the fewest rushing yards in the NFL (89.7 per game) and a league-low 3.70 rushing yards per carry. They allowed 33 rushing touchdowns in that span; only the Baltimore Ravens and New England Patriots allowed fewer with 30 apiece. Tennessee’s opponents scored 106 touchdowns from scrimmage in Bowen’s three seasons as coordinator, the seventh-lowest total in the NFL.

Titans opponents averaged a league-low 80.7 rushing yards per game in 2021-22, when the defense allowed just two backs to run for 100 yards - one in each season.

In 2022, the Titans led the NFL in rushing defense for the first time since 2003, surrendering only 76.9 yards a contest, the second-best figure in franchise history (73.4 in 1960). That season, Tennessee ranked third in third-down defense, allowing a conversion rate of 34.2% (77 of 225). Bowen’s unit succeeded despite using an NFL-high 40 players on defense, including 28 starters, the league’s second-highest total.

In Bowen’s first season as defensive coordinator in 2021, the Titans ranked second in the NFL in rushing defense (84.6 yards a game). Jacksonville’s James Robinson was the only back that season to exceed 70 rushing yards against the Titans. Outside linebacker Harold Landry III (12.0 sacks) and defensive linemen Denico Autry (9.0 sacks) and Jeffery Simmons (8.5) were the NFL’s only trio with at least eight sacks each. In the divisional playoffs, the Titans set a franchise postseason record and

matched the NFL postseason record with nine sacks against the Cincinnati Bengals.

Landry, Simmons, and safety Kevin Byard were all named to the Pro Bowl following the 2021 campaign, with Byard adding first-team All-Pro honors. It was the first of two consecutive Pro Bowl nods for Simmons.

In 2020, Bowen added defensive play-caller to his responsibilities tutoring the outside linebackers. The Titans’ defense ranked seventh in the NFL with 23 takeaways, including 15 interceptions, which ranked seventh in the league and were the most by the Titans since 2012 (19).

Bowen joined the Titans after spending two seasons with the Houston Texans as a defensive assistant. In 2017, despite being beset by key injuries, the Texans ranked fifth in third-down defense and set a franchise record for fewest yards per carry by opponents (3.97). The previous year, Bowen was part of a coaching staff that produced the NFL’s top-ranked defense (301.3 yards allowed per game) for the first time in franchise history.

Bowen joined Kennesaw State University in 2013 as one of the first coaches to help launch the school’s new football program. The team’s inaugural season was 2015, and with Bowen serving as linebackers coach, the Owls went 6-5 in the Big South Conference.

Bowen spent the 2012 campaign as a defensive graduate assistant at Ohio State. He assisted with the defensive line, a unit that produced two first-team All-Big Ten selections, and the conference’s Defensive Player of the Year, outside linebacker John Simon. The Buckeyes concluded the year with a 12-0 mark and ranked No. 3 nationally.

Bowen began his coaching career in 2009 as a student assistant at Georgia Tech after an injury ended his playing career during his junior season. He assisted with the linebackers before becoming an offensive graduate assistant, a position he held for two years.

A three-year letterman at outside linebacker for Georgia Tech, Bowen started 10 games and played in 38 consecutive games. He helped the Yellow Jackets win Atlantic Coast Conference Coastal Division titles in 2006 and 2008. The team also played in three consecutive bowl games.

Bowen, named to the Dean’s List three times while at Georgia Tech, earned a Bachelor of Science degree in business management in 2009, and a master’s degree in workforce development and education from Ohio State in 2014.

A native of Pickerington, Ohio, Shane and his wife, Courtney, have a daughter, Harper Belle, and a son, Brooks.

COACHING CAREER

2024-25	New York Giants	Defensive Coordinator
2021-23	Tennessee Titans	Defensive Coordinator
2018-20	Tennessee Titans	Outside Linebackers
2016-17	Houston Texans	Defensive Assistant
2013-15	Kennesaw State	Linebackers
2012	Ohio State	Defensive Graduate Assistant
2010-11	Georgia Tech	Offensive Graduate Assistant
2009	Georgia Tech	Assistant Linebackers



MICHAEL
GHOBRIAL

SPECIAL TEAMS COORDINATOR



GIANTS
SINCE 1960
BIG BLUE
GREEN

Michael Ghobrial is in his second season as the Giants’ special teams coordinator. He spent 2021-23 as an assistant coordinator on the Jets’ staff and before that was a special teams coordinator on the collegiate level for five years.

In Ghobrial’s first season leading the Giants’ special teams, two players earned NFC Special Teams Player of the Week honors. Isaiah Simmons was named the Week 5 recipient after he blocked Seattle’s 47-yard game-tying field goal attempt. Wide receiver Bryce Ford-Wheaton caught the batted ball and returned it 60 yards for the clinching touchdown. Ihmir Smith-Marsette was the second Giant to earn the honor after he returned a kickoff 100 yards for a touchdown in the Week 17 victory over Indianapolis. Smith-Marsette’s score marked the Giants’ first kickoff return touchdown since Oct. 25, 2015.

In 2023, the Jets’ kickoff coverage was the NFL’s best, allowing an average of just 15.3 yards a return. Their opponents’ 40.4-yard net punting average ranked seventh in the NFL. Kicker Greg Zuerlein made 35 of 38 field goal attempts, including five-of-six from 50+ yards, a .921 percentage, and scored 120 points. Rookie Xavier Gipson was second in the league with a 23.2-yard kickoff return average and tied for 12th with a 9.7-yard punt return average, including a game-winning 65-yard touchdown in the season opener vs. Buffalo. Ashtyn Davis was among the league leaders with 12 special teams tackles (nine solo) and forced and recovered a fumble.

The previous season, special teams captain Justin Hardee was selected to his first Pro Bowl after posting a career-high 14 tackles. He became just

the sixth Jets special teamer to be selected to the Pro Bowl since 1970 and the only core special teamer. Two of the six were chosen during Ghobrial’s tenure. Zuerlein kicked three of the four longest field goals in franchise history and became one of four Jets to convert multiple field goals of 55+ yards as a Jet.

In 2021, the Jets were the only team in the league to finish in the top five in both kickoff (27.4 yards) and punt return (12.1 yards) average. Wide receiver/return specialist Braxton Berrios was selected as an All-Pro after he led the NFL with a 30.4-yard kickoff return average and finished second with a 13.4-yard punt return average.

Prior to joining the Jets, Ghobrial served as the special teams coordinator at Washington State (2020), Hawai’i (2018-19) and Tarleton State (2016-17). Following his first season at Tarleton State, he spent training camp with the Detroit Lions as part of the Bill Walsh Diversity Coaching Fellowship.

Ghobrial began his coaching career at his alma mater, UCLA, first as an undergrad assistant (2009-10), then a quality control coach (2011) and finally as a graduate assistant (2012-13). Following his time with the Bruins, he coached at Syracuse (2014) and Colorado Mesa (2015), serving as the team’s co-special teams coordinator in addition to coaching the defensive line and outside linebackers.


Ghobrial played defensive end for two seasons at UCLA, where he earned his bachelor’s degree in history and a master’s degree in social science and comparative education.

COACHING CAREER

2024-25	New York Giants	Special Teams Coordinator
2021-23	New York Jets	Assistant Special Teams Coordinator
2020	Washington State University	Special Teams Coordinator
2018-19	University of Hawai’i	Special Teams Coordinator
2017	Detroit Lions	Bill Walsh Diversity Coaching Fellowship
2016-17	Tarleton State University	ST Coordinator/DL/OLBs
2015	Colorado Mesa University	Co-ST Coordinator/DL/OLBs
2014	Syracuse University	Graduate Assistant
2012-13	UCLA	Graduate Assistant
2011	UCLA	Quality Control
2009-10	UCLA	Undergraduate Assistant



Laura Young
Director of Coaching
Operations
Coaches




Cam Achord
Assistant Special Teams Coach
Coaches




Mike Adams
Assistant Secondary Coach
Coaches



Ladell Betts
Running Backs Coach
Coaches




Carmen Bricillo
Offensive Line Coach
Coaches




Troy Brown
Offensive Assistant, Minority
Coaching Fellow
Coaches



Charlie Bullen
Outside Linebackers Coach
Coaches



Jeff Burris
Cornerbacks Coach
Coaches



Bryan Cox
Assistant Defensive Line Coach
Coaches



John Egorugwu
Inside Linebackers Coach
Coaches



James Ferentz
Assistant Offensive Line Coach
Coaches




Steve Ferentz
Defensive Assistant
Coaches



Mike Groh
Wide Receivers Coach
Coaches



Chad Hall
Assistant Quarterbacks Coach
Coaches



Tim Kelly
Tight Ends Coach
Coaches



Cade Knox
Offensive Assistant/Game
Manager
Coaches



Marquand Manuel
Secondary Coach/Pass Game
Coordinator
Coaches



Grant Morgan
Defensive Assistant
Coaches



Andre Patterson
Defensive Line Coach
Coaches



Stephen Thomas
Assistant Special Teams Coach
Coaches



Shea Tierney
Offensive Passing Game
Coordinator, Quarterbacks
Coach
Coaches



ROSTER BREAKDOWN

GIANTS

SINCE 1925

NEW YORK FOOTBALL GIANTS

BIG BLUE

G-MEN

GIANTS

NO.	NAME	POS	HT	WT	DOB	EXP	COLLEGE	HOMETOWN	HOW ACQ
Active (52)									
21	Adebo, Paulson	CB	6-1	192	7/3/1999	5	Stanford	Mansfield, Texas	FA-'25
91	Alexander, Darius	DL	6-4	310	8/26/2000	R	Toledo	Fort Wayne, Ind.	D3-'25
2	Banks, Deonte	CB	6-2	200	3/3/2001	3	Maryland	Baltimore, Md.	D1-'23
82	Bellinger, Daniel	TE	6-6	255	9/22/2000	4	San Diego State	Las Vegas, Nev.	D4-'22
24	Belton, Dane	S	6-1	190	12/7/2000	4	Iowa	Tampa, Fla.	D4-'22
54	Bozeman, Swayze	ILB	6-1	230	11/2/1998	1	Southern Mississippi	Flora, Miss.	FA-'25
34	Brade, Beau	S	6-0	209	1/29/2002	2	Maryland	Clarksville, MD	W(BAL)-'25
0	Burns, Brian	OLB	6-5	250	4/23/1998	7	Florida State	Fort Lauderdale, Fla.	T(CAR)-'24
51	Carter, Abdul	OLB	6-3	252	10/3/2003	R	Penn State	Philadelphia, Pa.	D1-'25
81	Collins, Beaux	WR	6-3	206	12/16/2002	R	Notre Dame	Los Angeles, Calif.	UDFA-'25
6	Dart, Jaxson	QB	6-2	223	5/13/2003	R	Mississippi	Kaysville, Utah	D1-'25
98	Davidson, D.J.	DL	6-5	320	9/19/1997	4	Arizona State	Mesa, Ariz.	D5-'22
72	Eluemunor, Jermaine	OL	6-4	338	12/13/1994	9	Texas A&M	London, England	FA-'24
86	Fidone II, Thomas	TE	6-6	255	9/20/2002	R	Nebraska	Council Bluffs, Iowa	D7-'25
33	Flannigan-Fowles, Demetrius	LB	6-2	223	9/4/1996	6	Arizona	Tucson, Ariz.	FA-'25
28	Flott, Cor'Dale	CB	6-2	175	8/24/2001	4	LSU	Saraland, Ala.	D3-'22
9	Gano, Graham	K	6-2	202	4/9/1987	16	Florida State	Arbroath, Scotland	FA-'20
12	Gillan, Jamie	P	6-1	207	7/4/1997	7	Arkansas-Pine Bluff	Inverness, Scotland	FA-'22
57	Golston, Chauncey	DL	6-5	277	2/10/1998	5	Iowa	Detroit, Mich.	FA-'25
23	Green, Art	CB	6-2	200	4/29/2000	2	Houston	Chesterfield, Mo.	FA-'24
8	Holland, Jevón	S	6-1	207	3/3/2000	5	Oregon	Coquillam, British Columbia	FA-'25
55	Hudson III, James	OL	6-5	313	5/13/1999	5	Cincinnati	Toledo, Ohio	FA-'25
13	Hyatt, Jalin	WR	6-0	185	9/25/2001	3	Tennessee	Irmo, S.C.	D3-'23
84	Johnson, Theo	TE	6-6	264	2/26/2001	2	Penn State	Windsor, Ontario	D4-'24
31	Jones, Nic	CB	6-0	189	10/15/2001	2	Ball State	Detroit, Mich.	FA-'25
59	Kreiter, Casey	LS	6-1	250	8/13/1990	10	Iowa	DeWitt, Iowa	FA-'20
97	Lawrence II, Dexter	DL	6-4	340	11/12/1997	7	Clemson	Wake Forest, N.C.	D1-'19
85	Manhertz, Chris	TE	6-6	235	4/10/1992	10	Canisius	Bronx, N.Y.	FA-'24
71	Mbow, Marcus	OL	6-5	300	4/2/2003	R	Purdue	Milwaukee, Wis.	D5-'25
53	Muasau, Darius	ILB	6-0	234	2/10/2001	2	UCLA	Ewa Beach, Hawaii	D6-'24
1	Nabers, Malik	WR	6-0	200	7/28/2003	2	LSU	Youngsville, La.	D1-'24
73	Neal, Evan	OL	6-7	340	9/19/2000	4	Alabama	Okeechobee, Fla.	D1-'22
27	Nubin, Tyler	S	6-2	210	6/14/2001	2	Minnesota	St. Charles, Ill.	D2-'24
93	Núñez-Roches Sr., Rakeem	DL	6-2	305	7/3/1993	11	Southern Miss	Phenix City, Ala.	FA-'23
58	Okereke, Bobby	ILB	6-2	235	7/29/1996	7	Stanford	Santa Ana, Calif.	FA-'23
80	Olszewski, Gunner	WR	6-0	190	11/26/1996	7	Bemidji State	Alvin, Texas	FA-'25
22	Phillips, Dru	CB	5-11	180	11/30/2001	2	Kentucky	Mauldin, S.C.	D3-'24
95	Robertson-Harris, Roy	DT	6-7	300	7/23/1993	9	Texas-El Paso	Oakland, Calif.	FA-'25
17	Robinson, Wan'Dale	WR	5-8	185	1/5/2001	4	Kentucky	Frankfort, Ky.	D2-'22
76	Runyan Jr., Jon	G	6-4	307	8/8/1997	6	Michigan	Philadelphia, Pa.	FA-'24
65	Schlottmann, Austin	OL	6-6	300	9/18/1995	7	TCU	Brenham, Texas	FA-'24
61	Schmitz Jr., John Michael	C	6-4	320	3/19/1999	3	Minnesota	Flossmoor, Ill.	D2-'23
26	Singletary, Devin	RB	5-7	203	9/3/1997	7	Florida Atlantic	Deerfield Beach, Fla.	FA-'24
44	Skatkebo, Cam	RB	5-11	215	2/5/2002	R	Arizona State	Rio Linda, Calif.	D4-'25
18	Slayton, Darius	WR	6-1	198	1/12/1997	7	Auburn	Norcross, Ga.	D5-'19
64	Stinnie, Aaron	OL	6-3	312	2/18/1994	8	James Madison	Charlottesville, Va.	FA-'24
5	Thibodeaux, Kayvon	OLB	6-5	258	12/15/2000	4	Oregon	South Central Los Angeles, Calif.	D1-'22
78	Thomas, Andrew	T	6-5	315	1/22/1999	6	Georgia	Lithonia, Ga.	D1-'20
29	Tracy Jr., Tyrone	RB	5-11	210	11/23/1999	2	Purdue	Indianapolis, Ind.	D5-'24
74	Van Roten, Gregg	G	6-4	295	2/26/1990	11	Pennsylvania	Mineola, N.Y.	FA-'24
3	Wilson, Russell	QB	5-11	206	11/29/1988	14	Wisconsin	Richmond, VA	FA-'25
19	Winston, Jameis	QB	6-4	231	1/6/1994	11	Florida State	Bessemer, Ala.	FA-'25
Active/PUP (2)									
52	Dimukeje, Victor	OLB	6-2	262	11/18/1999	5	Duke	Baltimore, Md.	FA-'25
20	Gray, Eric	RB	5-10	211	11/4/1999	3	Oklahoma	Memphis, Tenn.	D5-'23
Injured Reserve - Designated For Return (1)									
75	Ezeudu, Joshua	OL	6-4	310	9/19/1999	4	North Carolina	Lawrenceville, Ga.	D3-'22
Injured Reserve (5)									
49	Board, Chris	LB	6-2	229	7/23/1995	8	North Dakota State	Orlando, Fla.	FA-'25
88	Ford-Wheaton, Bryce	WR	6-3	220	3/9/2000	3	West Virginia	Fuquay-Varina, N.C.	FA-'23
41	McFadden, Micah	ILB	6-2	232	1/3/2000	4	Indiana	Tampa, Fla.	D5-'22
30	Moore, TJ	CB	6-0	185	12/15/2001	R	Mercer	Riverdale, Ga.	FA-'25
35	Payton, Rico	CB	6-0	182	11/28/1999	2	Pittsburg State		W(NO)-'25
Practice Squad (16)									
46	Barnes, Zaire	LB	6-1	227	9/3/1999	2	Western Michigan	Mundelein, Ill.	FA-'25
83	Cambre, Dalen	WR	6-0	192	4/10/2001	R	Louisiana	Lafayette, La.	FA-'25
94	Chatman, Elijah	DL	6-0	278	12/5/2000	2	Southern Methodist	Shreveport, La.	FA-'24
90	Garcia, Elijah	DL	6-5	302	3/11/1998	2	Rice	San Antonio, Tex.	FA-'24
47	Hewitt, Neville	LB	6-2	234	4/6/1993	11	Marshall	Conyers, Ga.	FA-'25
67	Holskey, Reid	OL	6-6	310	1/3/2002	R	Miami (OH)	Pataskala, Ohio	FA-'25
60	Hudson, Bryan	C	6-5	305	1/11/2001	1	Louisville	Georgetown, Ky.	FA-'24
89	Humphrey, Lil'Jordan	WR	6-4	225	4/19/1998	7	Texas	Southlake, Texas	FA-'25
35	James, La'Mareon	DB	5-10	190	10/25/2000	1	Texas Christian		FA-'25
37	Koo, Younghoe	K	5-10	195	8/3/1994	8	Georgia Southern	Seoul, South Korea	FA-'25
63	Kubas, Jake	G	6-4	308	8/13/2000	2	North Dakota State	Dickinson, N.D.	UDFA-'24
43	Layne, Raheem	S	5-11	192	7/2/1999	3	Indiana	Deland, Fla.	FA-'24
99	McAtamney, Jude	K	6-2	205	5/9/2000	1	Rutgers	Derry, Ireland	UDFA-'24
25	Miller, Dante	RB	5-9	200	5/14/1999	1	South Carolina	Rockingham, N.C.	UDFA-'24
99	Riley, Jordan	DL	6-5	315	5/19/1998	3	Oregon	New Bern, N.C.	D7-'23
87	Smith-Marsette, Ihmir	WR	6-1	185	8/29/1999	5	Iowa	Newark, N.J.	FA-'24

NO.	NAME	POS	HT	WT	DOB	EXP	COLLEGE	HOMETOWN	HOW ACQ
Active (52)									
0	Burns, Brian	OLB	6-5	250	4/23/1998	7	Florida State	Fort Lauderdale, Fla.	T(CAR)-'24
1	Nabers, Malik	WR	6-0	200	7/28/2003	2	LSU	Youngsville, La.	D1-'24
2	Banks, Deonte	CB	6-2	200	3/3/2001	3	Maryland	Baltimore, Md.	D1-'23
3	Wilson, Russell	QB	5-11	206	11/29/1988	14	Wisconsin	Richmond, VA	FA-'25
5	Thibodeaux, Kayvon	OLB	6-5	258	12/15/2000	4	Oregon	South Central Los Angeles, Calif.	D1-'22
6	Dart, Jaxson	QB	6-2	223	5/13/2003	R	Mississippi	Kaysville, Utah	D1-'25
8	Holland, Jevón	S	6-1	207	3/3/2000	5	Oregon	Coquitlam, British Columbia	FA-'25
9	Gano, Graham	K	6-2	202	4/9/1987	16	Florida State	Arbroath, Scotland	FA-'20
12	Gillan, Jamie	P	6-1	207	7/4/1997	7	Arkansas-Pine Bluff	Inverness, Scotland	FA-'22
13	Hyatt, Jalin	WR	6-0	185	9/25/2001	3	Tennessee	Irmo, S.C.	D3-'23
17	Robinson, Wan'Dale	WR	5-8	185	1/5/2001	4	Kentucky	Frankfort, Ky.	D2-'22
18	Slayton, Darius	WR	6-1	198	1/12/1997	7	Auburn	Norcross, Ga.	D5-'19
19	Winston, Jameis	QB	6-4	231	1/6/1994	11	Florida State	Bessemer, Ala.	FA-'25
21	Adebo, Paulson	CB	6-1	192	7/3/1999	5	Stanford	Mansfield, Texas	FA-'25
22	Phillips, Dru	CB	5-11	180	11/30/2001	2	Kentucky	Mauldin, S.C.	D3-'24
23	Green, Art	CB	6-2	200	4/29/2000	2	Houston	Chesterfield, Mo.	FA-'24
24	Belton, Dane	S	6-1	190	12/7/2000	4	Iowa	Tampa, Fla.	D4-'22
26	Singleton, Devin	RB	5-7	203	9/3/1997	7	Florida Atlantic	Deerfield Beach, Fla.	FA-'24
27	Nubin, Tyler	S	6-2	210	6/14/2001	2	Minnesota	St. Charles, Ill.	D2-'24
28	Flott, Cor'Dale	CB	6-2	175	8/24/2001	4	LSU	Saraland, Ala.	D3-'22
29	Tracy Jr., Tyrone	RB	5-11	210	11/23/1999	2	Purdue	Indianapolis, Ind.	D5-'24
31	Jones, Nic	CB	6-0	189	10/15/2001	2	Ball State	Detroit, Mich.	FA-'25
33	Flannigan-Fowles, Demetrius	LB	6-2	223	9/4/1996	6	Arizona	Tucson, Ariz.	FA-'25
34	Brade, Beau	S	6-0	209	1/29/2002	2	Maryland	Clarksville, MD	W(BAL)-'25
44	Skattebo, Cam	RB	5-11	215	2/5/2002	R	Arizona State	Rio Linda, Calif.	D4-'25
51	Carter, Abdul	OLB	6-3	252	10/3/2003	R	Penn State	Philadelphia, Pa.	D1-'25
53	Muasau, Darius	ILB	6-0	234	2/10/2001	2	UCLA	Ewa Beach, Hawaii	D6-'24
54	Bozeman, Swayze	ILB	6-1	230	11/2/1998	1	Southern Mississippi	Flora, Miss.	FA-'25
55	Hudson III, James	OL	6-5	313	5/13/1999	5	Cincinnati	Toledo, Ohio	FA-'25
57	Golston, Chauncey	DL	6-5	277	2/10/1998	5	Iowa	Detroit, Mich.	FA-'25
58	Okereke, Bobby	ILB	6-2	235	7/29/1996	7	Stanford	Santa Ana, Calif.	FA-'23
59	Kreiter, Casey	LS	6-1	250	8/13/1990	10	Iowa	DeWitt, Iowa	FA-'20
61	Schmitz Jr., John Michael	C	6-4	320	3/19/1999	3	Minnesota	Flossmoor, Ill.	D2-'23
64	Stinnie, Aaron	OL	6-3	312	2/18/1994	8	James Madison	Charlottesville, Va.	FA-'24
65	Schlottmann, Austin	OL	6-6	300	9/18/1995	7	TCU	Brenham, Texas	FA-'24
71	Mbow, Marcus	OL	6-5	300	4/2/2003	R	Purdue	Milwaukee, Wis.	D5-'25
72	Elumunor, Jermaine	OL	6-4	338	12/13/1994	9	Texas A&M	London, England	FA-'24
73	Neal, Evan	OL	6-7	340	9/19/2000	4	Alabama	Okeechobee, Fla.	D1-'22
74	Van Roten, Greg	G	6-4	295	2/26/1990	11	Pennsylvania	Mineola, N.Y.	FA-'24
76	Runyan Jr., Jon	G	6-4	307	8/8/1997	6	Michigan	Philadelphia, Pa.	FA-'24
78	Thomas, Andrew	T	6-5	315	1/22/1999	6	Georgia	Lithonia, Ga.	D1-'20
80	Olshewski, Gunner	WR	6-0	190	11/26/1996	7	Bemidji State	Alvin, Texas	FA-'25
81	Collins, Beaux	WR	6-3	206	12/16/2002	R	Notre Dame	Los Angeles, Calif.	UDFA-'25
82	Bellinger, Daniel	TE	6-6	255	9/22/2000	4	San Diego State	Las Vegas, Nev.	D4-'22
84	Johnson, Theo	TE	6-6	264	2/26/2001	2	Penn State	Windsor, Ontario	D4-'24
85	Manhertz, Chris	TE	6-6	235	4/10/1992	10	Canisius	Bronx, N.Y.	FA-'24
86	Fidone II, Thomas	TE	6-6	255	9/20/2002	R	Nebraska	Council Bluffs, Iowa	D7-'25
91	Alexander, Darius	DL	6-4	310	8/26/2000	R	Toledo	Fort Wayne, Ind.	D3-'25
93	Núñez-Roches Sr., Rakeem	DL	6-2	305	7/3/1993	11	Southern Miss	Phenix City, Ala.	FA-'23
95	Robertson-Harris, Roy	DT	6-7	300	7/23/1993	9	Texas-El Paso	Oakland, Calif.	FA-'25
97	Lawrence II, Dexter	DL	6-4	340	11/12/1997	7	Clemson	Wake Forest, N.C.	D1-'19
98	Davidson, D.J.	DL	6-5	320	9/19/1997	4	Arizona State	Mesa, Ariz.	D5-'22
Active/PUP (2)									
20	Gray, Eric	RB	5-10	211	11/4/1999	3	Oklahoma	Memphis, Tenn.	D5-'23
52	Dimukeje, Victor	OLB	6-2	262	11/18/1999	5	Duke	Baltimore, Md.	FA-'25
Injured Reserve - Designated For Return (1)									
75	Ezeudu, Joshua	OL	6-4	310	9/19/1999	4	North Carolina	Lawrenceville, Ga.	D3-'22
Injured Reserve (5)									
30	Moore, TJ	CB	6-0	185	12/15/2001	R	Mercer	Riverdale, Ga.	FA-'25
35	Payton, Rico	CB	6-0	182	11/28/1999	2	Pittsburg State		W(NO)-'25
41	McFadden, Micah	ILB	6-2	232	1/3/2000	4	Indiana	Tampa, Fla.	D5-'22
49	Board, Chris	LB	6-2	229	7/23/1995	8	North Dakota State	Orlando, Fla.	FA-'25
88	Ford-Wheaton, Bryce	WR	6-3	220	3/9/2000	3	West Virginia	Fuquay-Varina, N.C.	FA-'23
Practice Squad (16)									
25	Miller, Dante	RB	5-9	200	5/14/1999	1	South Carolina	Rockingham, N.C.	UDFA-'24
35	James, La'Mareon	DB	5-10	190	10/25/2000	1	Texas Christian		FA-'25
37	Koo, Younghoe	K	5-10	195	8/3/1994	8	Georgia Southern	Seoul, South Korea	FA-'25
43	Layne, Raheem	S	5-11	192	7/2/1999	3	Indiana	Deland, Fla.	FA-'24
46	Barnes, Zaire	LB	6-1	227	9/3/1999	2	Western Michigan	Mundelein, Ill.	FA-'25
47	Hewitt, Neville	LB	6-2	234	4/6/1993	11	Marshall	Conyers, Ga.	FA-'25
60	Hudson, Bryan	C	6-5	305	1/11/2001	1	Louisville	Georgetown, Ky.	FA-'24
63	Kubas, Jake	G	6-4	308	8/13/2000	2	North Dakota State	Dickinson, N.D.	UDFA-'24
67	Holskey, Reid	OL	6-6	310	1/3/2002	R	Miami (OH)	Pataskala, Ohio	FA-'25
83	Cambre, Dalen	WR	6-0	192	4/10/2001	R	Louisiana	Lafayette, La.	FA-'25
87	Smith-Marsette, Ihmir	WR	6-1	185	8/29/1999	5	Iowa	Newark, N.J.	FA-'24
89	Humphrey, Lil'Jordan	WR	6-4	225	4/19/1998	7	Texas	Southlake, Texas	FA-'25
90	Garcia, Elijah	DL	6-5	302	3/11/1998	2	Rice	San Antonio, Tex.	FA-'24
94	Chatman, Elijah	DL	6-0	278	12/5/2000	2	Southern Methodist	Shreveport, La.	FA-'24
99	Riley, Jordan	DL	6-5	315	5/19/1998	3	Oregon	New Bern, N.C.	D7-'23
99	McAtamney, Jude	K	6-2	205	5/9/2000	1	Rutgers	Derry, Ireland	UDFA-'24

QUARTERBACKS (3)

3 Wilson, Russell	QB
19 Winston, Jameis	QB

RUNNING BACKS (3)

26 Singletary, Devin	RB
44 Skattebo, Cam	RB

WIDE RECEIVERS (6)

1 Nabers, Malik	WR
17 Robinson, Wan'Dale	WR
80 Olszewski, Gunner	WR

TIGHT ENDS (4)

82 Bellinger, Daniel	TE
85 Manhertz, Chris	TE

OFFENSIVE LINE (10)

55 Hudson III, James	OL
64 Stinnie, Aaron	OL
71 Mbow, Marcus	OL
73 Neal, Evan	OL
76 Runyan Jr., Jon	G

LINEBACKERS (7)

0 Burns, Brian	OLB
33 Flannigan-Fowles, Demetrius	LB
53 Muasau, Darius	ILB
58 Okereke, Bobby	ILB

DEFENSIVE BACKS (10)

2 Banks, Deonte	CB
21 Adebo, Paulson	CB
23 Green, Art	CB
27 Nubin, Tyler	S
31 Jones, Nic	CB

DEFENSIVE LINE (6)

57 Golston, Chauncey	DL
93 Nuñez-Roches Sr., Rakeem	DL
97 Lawrence II, Dexter	DL

SPECIALISTS (3)

9 Gano, Graham	K
59 Kreiter, Casey	LS

6 Dart, Jaxson	QB
----------------------	----

29 Tracy Jr., Tyrone	RB
----------------------------	----

13 Hyatt, Jalin	WR
18 Slayton, Darius	WR
81 Collins, Beaux	WR

84 Johnson, Theo	TE
86 Fidone II, Thomas	TE

61 Schmitz Jr., John Michael	C
65 Schlottmann, Austin	OL
72 Eluemunor, Jermaine	OL
74 Van Roten, Greg	G
78 Thomas, Andrew	T

5 Thibodeaux, Kayvon	OLB
51 Carter, Abdul	OLB
54 Bozeman, Swayze	ILB

8 Holland, Jevón	S
22 Phillips, Dru	CB
24 Belton, Dane	S
28 Flott, Cor'Dale	CB
34 Brade, Beau	S

91 Alexander, Darius	DL
95 Robertson-Harris, Roy	DT
98 Davidson, D.J.	DL

12 Gillan, Jamie	P
------------------------	---

2025 NEW YORK GIANTS UNOFFICIAL DEPTH CHART

Underlined = Rookie; **BOLD** = Starter

BASE OFFENSE

WR	18	Darius Slayton	13	Jalin Hyatt		
WR	17	Wan'Dale Robinson	80	Gunner Olszewski		
RT	72	Jermaine Eluemunor	71	<u>Marcus Mbow</u>		
RG	74	Greg Van Roten	73	Evan Neal		
C	61	John Michael Schmitz Jr.	65	Austin Schlottmann		
LG	76	Jon Runyan Jr.	64	Aaron Stinnie		
LT	78	Andrew Thomas	55	James Hudson III		
RB	29	Tyrone Tracy Jr.	26	Devin Singletary	44	<u>Cam Skattebo</u>
WR	1	Malik Nabers	81	<u>Beaux Collins</u>		
TE	84	Theo Johnson	82	Daniel Bellinger	85	Chris Manhertz
					86	<u>Thomas Fidone II</u>
QB	3	Russell Wilson	6	<u>Jaxson Dart</u>	19	Jameis Winston

BASE DEFENSE

DE	5	Kayvon Thibodeaux	57	Chauncey Golston		
NT	97	Dexter Lawrence II	98	D.J. Davidson		
DT	93	Rakeem Nuñez-Roches Sr.	95	Roy Roberston-Harris	91	<u>Darius Alexander</u>
OLB	0	Brian Burns	51	<u>Abdul Carter</u>		
ILB	58	Bobby Okereke	33	Demetrius Flannigan-Fowles		
ILB	53	Darius Muasau	54	Swayze Bozeman		
NICKEL	22	Dru Phillips	31	Nic Jones		
CB	21	Paulson Adebo	23	Art Green		
S	27	Tyler Nubin	24	Dane Belton		
S	8	Jevón Holland	34	Beau Brade		
CB	28	Cor'Dale Flott/2 Deonte Banks	23	Art Green		

SPECIALISTS

LS	59	Casey Kreiter				
H	12	Jamie Gillan				
P	12	Jamie Gillan				
PR	80	Gunner Olszewski	17	Wan'Dale Robinson		
KOR	80	Gunner Olszewski	17	Wan'Dale Robinson	26	Devin Singletary
					29	Tyrone Tracy Jr.
K	9	Graham Gano				



2025 REGULAR SEASON NEW YORK GIANTS PLAYER PARTICIPATION																			
PLAYERS	AT WAS	AT DAL	KC																
	9/7	9/14	9/21	9/28	10/5	10/9	10/19	10/26	11/2	11/9	11/16	11/23	12/1	12/14	12/21	12/27	1/4	GP	GS
Adebo, Paulson	CB	CB	CB	-	-	-	-	-	-	-	-	-	-	-	-	-	-	3	3
Alexander, Darius	N	P	P	-	-	-	-	-	-	-	-	-	-	-	-	-	-	2	0
Banks, Deonte	P	P	P	-	-	-	-	-	-	-	-	-	-	-	-	-	-	3	0
Bellinger, Daniel	P	P	P	-	-	-	-	-	-	-	-	-	-	-	-	-	-	3	0
Belton, Dane	P	P	P	-	-	-	-	-	-	-	-	-	-	-	-	-	-	3	0
Board, Chris	P	P	IR	-	-	-	-	-	-	-	-	-	-	-	-	-	-	2	0
Bozeman, Swayze	PS	P	P	-	-	-	-	-	-	-	-	-	-	-	-	-	-	2	0
Brade, Beau	N	N	P	-	-	-	-	-	-	-	-	-	-	-	-	-	-	1	0
Burns, Brian	OLB	OLB	OLB	-	-	-	-	-	-	-	-	-	-	-	-	-	-	3	3
Cambre, Dalen	^	^	PS	-	-	-	-	-	-	-	-	-	-	-	-	-	-	0	0
Carter, Abdul	P	P	OLB	-	-	-	-	-	-	-	-	-	-	-	-	-	-	3	1
Chatman, Elijah	PS	PS	PS	-	-	-	-	-	-	-	-	-	-	-	-	-	-	0	0
Collins, Beaux	P	P	P	-	-	-	-	-	-	-	-	-	-	-	-	-	-	3	0
Dart, Jaxson	X	P	P	-	-	-	-	-	-	-	-	-	-	-	-	-	-	2	0
Davidson, D.J.	P	P	P	-	-	-	-	-	-	-	-	-	-	-	-	-	-	3	0
Dimukeje, Victor	PUP	PUP	PUP	-	-	-	-	-	-	-	-	-	-	-	-	-	-	0	0
Elumunor, Jermaine	RT	RT	RT	-	-	-	-	-	-	-	-	-	-	-	-	-	-	3	3
Ezeudu, Joshua	IRD	IRD	IRD	-	-	-	-	-	-	-	-	-	-	-	-	-	-	0	0
Felton, Da'Quan	IR	^	^	-	-	-	-	-	-	-	-	-	-	-	-	-	-	0	0
Fidone II, Thomas	N	N	N	-	-	-	-	-	-	-	-	-	-	-	-	-	-	0	0
Flannigan-Fowles, Demetrius	P	N	N	-	-	-	-	-	-	-	-	-	-	-	-	-	-	1	0
Flott, Cor'Dale	CB	CB	CB	-	-	-	-	-	-	-	-	-	-	-	-	-	-	3	3
Ford-Wheaton, Bryce	IR	IR	IR	-	-	-	-	-	-	-	-	-	-	-	-	-	-	0	0
Fox, Tamon	PS	PS	P	-	-	-	-	-	-	-	-	-	-	-	-	-	-	1	0
Gano, Graham	P	P	P	-	-	-	-	-	-	-	-	-	-	-	-	-	-	3	0
Garcia, Elijah	P	P	P	-	-	-	-	-	-	-	-	-	-	-	-	-	-	3	0
Gillan, Jamie	P	P	P	-	-	-	-	-	-	-	-	-	-	-	-	-	-	3	0
Golston, Chauncey	P	P	N	-	-	-	-	-	-	-	-	-	-	-	-	-	-	2	0
Gray, Eric	PUP	PUP	PUP	-	-	-	-	-	-	-	-	-	-	-	-	-	-	0	0
Green, Art	P	P	P	-	-	-	-	-	-	-	-	-	-	-	-	-	-	3	0
Hawkins III, Tre	IR	^	^	-	-	-	-	-	-	-	-	-	-	-	-	-	-	0	0
Hewitt, Neville	^	^	P	-	-	-	-	-	-	-	-	-	-	-	-	-	-	1	0
Holland, Jevón	S	S	S	-	-	-	-	-	-	-	-	-	-	-	-	-	-	3	3
Holskey, Reid	PS	PS	PS	-	-	-	-	-	-	-	-	-	-	-	-	-	-	0	0
Hudson, Bryan	PS	PS	PS	-	-	-	-	-	-	-	-	-	-	-	-	-	-	0	0
Hudson III, James	LT	LT	P	-	-	-	-	-	-	-	-	-	-	-	-	-	-	3	2
Humphrey, Lil'Jordan	PS	PS	PS	-	-	-	-	-	-	-	-	-	-	-	-	-	-	0	0
Hyatt, Jalin	X	X	P	-	-	-	-	-	-	-	-	-	-	-	-	-	-	1	0
Jacobs, Curtis	^	^	PS	-	-	-	-	-	-	-	-	-	-	-	-	-	-	0	0
James, LaMareon	^	^	PS	-	-	-	-	-	-	-	-	-	-	-	-	-	-	0	0
Johnson Jr., Anthony	R/PUP	^	^	-	-	-	-	-	-	-	-	-	-	-	-	-	-	0	0
Johnson, Theo	TE	TE	TE	-	-	-	-	-	-	-	-	-	-	-	-	-	-	3	3
Jones, Nic	P	P	P	-	-	-	-	-	-	-	-	-	-	-	-	-	-	3	0
Kreiter, Casey	P	P	P	-	-	-	-	-	-	-	-	-	-	-	-	-	-	3	0
Kubas, Jake	PS	PS	PS	-	-	-	-	-	-	-	-	-	-	-	-	-	-	0	0
Lawrence II, Dexter	NT	NT	NT	-	-	-	-	-	-	-	-	-	-	-	-	-	-	3	3
Layne, Raheem	PS	PS	PS	-	-	-	-	-	-	-	-	-	-	-	-	-	-	0	0
Manhertz, Chris	TE	P	TE	-	-	-	-	-	-	-	-	-	-	-	-	-	-	3	2
Mbow, Marcus	P	P	P	-	-	-	-	-	-	-	-	-	-	-	-	-	-	3	0
McAtamney, Jude	PS	PS	PS	-	-	-	-	-	-	-	-	-	-	-	-	-	-	0	0
McFadden, Micah	ILB	IR	IR	-	-	-	-	-	-	-	-	-	-	-	-	-	-	1	1
McMorris, Patrick	PS	PS	^	-	-	-	-	-	-	-	-	-	-	-	-	-	-	0	0
Miller, Dante	PS	PS	PS	-	-	-	-	-	-	-	-	-	-	-	-	-	-	0	0
Moore, TJ	IR	IR	IR	-	-	-	-	-	-	-	-	-	-	-	-	-	-	0	0
Muasau, Darius	P	ILB	N	-	-	-	-	-	-	-	-	-	-	-	-	-	-	2	1
Nabers, Malik	WR	WR	WR	-	-	-	-	-	-	-	-	-	-	-	-	-	-	3	3
Neal, Evan	N	N	N	-	-	-	-	-	-	-	-	-	-	-	-	-	-	0	0
Nubin, Tyler	S	S	S	-	-	-	-	-	-	-	-	-	-	-	-	-	-	3	3
Núñez-Roches Sr., Rakeem	P	N	N	-	-	-	-	-	-	-	-	-	-	-	-	-	-	1	0
Okereke, Bobby	ILB	ILB	ILB	-	-	-	-	-	-	-	-	-	-	-	-	-	-	3	3
Olszewski, Gunner	P	P	P	-	-	-	-	-	-	-	-	-	-	-	-	-	-	3	0
Payton, Rico	^	IR	IR	-	-	-	-	-	-	-	-	-	-	-	-	-	-	0	0
Phillips, Dru	LB	CB	LB	-	-	-	-	-	-	-	-	-	-	-	-	-	-	3	3
Riley, Jordon	PS	PS	PS	-	-	-	-	-	-	-	-	-	-	-	-	-	-	0	0
Robertson-Harris, Roy	DT	DT	DT	-	-	-	-	-	-	-	-	-	-	-	-	-	-	3	3
Robinson, Wan'Dale	P	WR	WR	-	-	-	-	-	-	-	-	-	-	-	-	-	-	3	2
Runyan Jr., Jon	LG	LG	LG	-	-	-	-	-	-	-	-	-	-	-	-	-	-	3	3
Schlottmann, Austin	P	P	P	-	-	-	-	-	-	-	-	-	-	-	-	-	-	3	0
Schmitz Jr., John Michael	C	C	C	-	-	-	-	-	-	-	-	-	-	-	-	-	-	3	3
Singleton, Devin	P	RB	P	-	-	-	-	-	-	-	-	-	-	-	-	-	-	3	1
Skattebo, Cam	P	P	P	-	-	-	-	-	-	-	-	-	-	-	-	-	-	3	0
Slayton, Darius	WR	WR	P	-	-	-	-	-	-	-	-	-	-	-	-	-	-	3	2
Smith-Marsette, Ihmir	PS	PS	PS	-	-	-	-	-	-	-	-	-	-	-	-	-	-	0	0
Stinnie, Aaron	P	P	P	-	-	-	-	-	-	-	-	-	-	-	-	-	-	3	0
Terry II, Jermaine	IR	^	^	-	-	-	-	-	-	-	-	-	-	-	-	-	-	0	0
Thibodeaux, Kayvon	DE	OLB	DE	-	-	-	-	-	-	-	-	-	-	-	-	-	-	3	3
Thomas, Andrew	N	N	LT	-	-	-	-	-	-	-	-	-	-	-	-	-	-	1	1
Tracy Jr., Tyrone	RB	P	RB	-	-	-	-	-	-	-	-	-	-	-	-	-	-	3	2
Van Roten, Greg	RG	RG	RG	-	-	-	-	-	-	-	-	-	-	-	-	-	-	3	3
Williams, Dee	PS	PS	^	-	-	-	-	-	-	-	-	-	-	-	-	-	-	0	0
Wilson, Russell	QB	QB	QB	-	-	-	-	-	-	-	-	-	-	-	-	-	-	3	3
Winston, Jameis	N	N	N	-	-	-	-	-	-	-	-	-	-	-	-	-	-	0	0

LEGEND: CAPS=Starter, P=Player was a substitution, N=On Inactive List, X=Did Not Play (Non-injury), IR=Injured Reserve, PUP=Active/PUP, PS=Practice Squad, R/PUP=Reserved/PUP, IRD=Injured Reserve - Designated For Return, NOT=Not on Roster, ^=With Other Team



2025 REGULAR SEASON									
OFFENSE									
DATE	OPPONENT	WR	TE	LT	LG	C	RG	RT	QB
9/7	at Washington	Nabers/ Slayton	Johnson/ Manhertz	Hudson III	Runyan Jr.	Schmitz Jr.	Van Roten	Eluemunor	Wilson
9/14	at Dallas	Nabers/ Robinson/ Slayton	Johnson	Hudson III	Runyan Jr.	Schmitz Jr.	Van Roten	Eluemunor	Wilson
9/21	Kansas City	Nabers/ Robinson	Johnson/ Manhertz	Thomas	Runyan Jr.	Schmitz Jr.	Van Roten	Eluemunor	Wilson
9/28		--	--	--	--	--	--	--	--
10/5		--	--	--	--	--	--	--	--
10/9		--	--	--	--	--	--	--	--
10/19		--	--	--	--	--	--	--	--
10/26		--	--	--	--	--	--	--	--
11/2		--	--	--	--	--	--	--	--
11/9		--	--	--	--	--	--	--	--
11/16		--	--	--	--	--	--	--	--
11/23		--	--	--	--	--	--	--	--
12/1		--	--	--	--	--	--	--	--
12/14		--	--	--	--	--	--	--	--
12/21		--	--	--	--	--	--	--	--
12/27		--	--	--	--	--	--	--	--
1/4		--	--	--	--	--	--	--	--

2025 REGULAR SEASON						
DEFENSE						
DATE	OPPONENT	DL	OLB	ILB	CB	S
9/7	at Washington	Lawrence II/ Robertson-Harris	Burns/ Thibodeaux	McFadden/ Okereke	Adebo/ Flott/ Phillips	Holland/ Nubin
9/14	at Dallas	Lawrence II/ Robertson-Harris	Burns/ Thibodeaux	Muasau/ Okereke	Adebo/ Flott/ Phillips	Holland/ Nubin
9/21	Kansas City	Lawrence II/ Robertson-Harris	Burns/ Thibodeaux	Okereke/ <u>Carter</u>	Adebo/ Flott/ Phillips	Holland/ Nubin
9/28		--	--	--	--	--
10/5		--	--	--	--	--
10/9		--	--	--	--	--
10/19		--	--	--	--	--
10/26		--	--	--	--	--
11/2		--	--	--	--	--
11/9		--	--	--	--	--
11/16		--	--	--	--	--
11/23		--	--	--	--	--
12/1		--	--	--	--	--
12/14		--	--	--	--	--
12/21		--	--	--	--	--
12/27		--	--	--	--	--
1/4		--	--	--	--	--

Rookies underlined.

YEAR	DRAFTTEES (27)	FREE AGENTS (28)	COLLEGE FREE AGENTS (1)	TRADES/WAIVERS (3)
2019	DL Dexter Lawrence II (1) WR Darius Slayton (5)			
2020	T Andrew Thomas (1)	K Graham Gano (FA-'20) LS Casey Kreiter (FA-'20)		
2022	OL Evan Neal (1) OLB Kayvon Thibodeaux (1) WR Wan'Dale Robinson (2) CB Cor'Dale Flott (3) TE Daniel Bellinger (4) S Dane Belton (4) DL D.J. Davidson (5) ILB Micah McFadden (5) *	P Jamie Gillan (FA-'22)		
2023	CB Deonte Banks (1) C John Michael Schmitz Jr. (2) WR Jalin Hyatt (3) RB Eric Gray (5) *	WR Bryce Ford-Wheaton (FA-'23) * DL Rakeem Nuñez-Roches Sr. (FA-'23) ILB Bobby Okereke (FA-'23)		
2024	WR Malik Nabers (1) S Tyler Nubin (2) CB Dru Phillips (3) TE Theo Johnson (4) RB Tyrone Tracy Jr. (5) ILB Darius Muasau (6)	OL Jermaine Eluemunor (FA-'24) CB Art Green (FA-'24) TE Chris Manhertz (FA-'24) G Jon Runyan Jr. (FA-'24) OL Austin Schlottmann (FA-'24) RB Devin Singletary (FA-'24) OL Aaron Stinnie (FA-'24) G Greg Van Roten (FA-'24)		OLB Brian Burns (T CAR -'24)
2025	OLB Abdul Carter (1) QB Jaxson Dart (1) DL Darius Alexander (3) RB Cam Skattebo (4) OL Marcus Mbow (5) TE Thomas Fidone II (7)	CB Paulson Adebo (FA-'25) LB Chris Board (FA-'25) * ILB Swayze Bozeman (FA-'25) OLB Victor Dimukeje (FA-'25) * LB Demetrius Flannigan-Fowles (FA-'25) DL Chauncey Golston (FA-'25) S Jevón Holland (FA-'25) OL James Hudson III (FA-'25) CB Nic Jones (FA-'25) CB TJ Moore (FA-'25) * WR Gunner Olszewski (FA-'25) DT Roy Robertson-Harris (FA-'25) QB Russell Wilson (FA-'25) QB Jameis Winston (FA-'25)	WR Beaux Collins (UDFA-'25)	S Beau Brade (W BAL -'25) CB Rico Payton (W NO -'25) *

Key: * Injured Reserve, * Active/PUP

January 8	DT Ross Blacklock, C Bryan Hudson, K Jude McAtamney, C Jimmy Morrissey, DT Casey Rogers - Reserve/Future
February 14	CB Nic Jones, WR Montrell Washington - Free Agent Signing
March 5	LS Casey Kreiter - Signed, Renegotiated Contract
March 7	OLB Tomon Fox - Signed, Renegotiated Contract
March 8	QB Tommy DeVito - Signed, Renegotiated Contract
March 9	TE Chris Manhertz - Signed, Renegotiated Contract
March 10	P Jamie Gillan - Signed, Renegotiated Contract DT Roy Robertson-Harris - Free Agent Signing
March 13	CB Paulson Adebo, LB Chris Board, OL Stone Forsythe, DL Chauncey Golston, S Jevón Holland, OL James Hudson, WR Darius Slayton, WR Ihmir Smith-Marsette - Unrestricted Free Agent Signing
March 17	LB Demetrius Flannigan-Fowles - Free Agent Signing
March 18	DL Jeremiah Ledbetter - Unrestricted Free Agent Signing
March 19	G Greg Van Roten - Unrestricted Free Agent Signing
March 20	OLB Victor Dimukeje, WR Lil'Jordan Humphrey - Unrestricted Free Agent Signing
March 25	OL Aaron Stinnie, WR Zach Pascal - Unrestricted Free Agent Signing
March 26	ILB Dyontae Johnson - Exclusive Rights Signing QB Russell Wilson - Unrestricted Free Agent Signing
March 31	ILB Ty Summers, QB Jameis Winston - Unrestricted Free Agent Signing
April 15	DT Ross Blacklock - Terminated, Vested Veteran, all contracts
May 8	DT Casey Rogers - Waived, No Recall
May 9	RB Rushawn Baker, WR Jordan Bly, WR Dalen Cambre, WR Beaux Collins, DB R.J. Delancy, WR Da'Quan Felton, DE Trace Ford, DB O'Donnell Fortune, DB Tommy McCormick, DB Makari Paige, TE Jermaine Terry II, WR Juice Wells Jr., T Jaison Williams - Free Agent Signing DB Korie Black, TE Thomas Fidone II, OL Marcus Mbow - Selection List Signing WR Lil'Jordan Humphrey - Terminated, Vested Veteran, all contracts
May 10	DB Tommy McCormick - Waived, No Recall
May 12	WR Lil'Jordan Humphrey - Free Agent Signing DB R.J. Delancy - Waived, No Recall DB T.J. Moore - Free Agent Signing
May 22	OLB Abdul Carter - Selection List Signing

May 30	QB Jaxson Dart - Selection Signing List
June 2	DT Darius Alexander - Selection Signing List
June 18	RB Cam Skattebo - Selection Signing List
July 22	OLB Victor Dimukeje, Declared Non-Football Injury RB Eric Gray, T Andrew Thomas - Declared Physically Unable to Perform S Anthony Johnson - Waived, Injured, Prior to Cut to 53 DB K'Von Wallace - Free Agent Signing
July 28	WR Bryce Ford-Wheaton - Reserved/Injured WR Gunner Olszewski - Free Agent Signing
August 4	RB Rushawn Baker - Waived, Injured, Prior to Cut to 53 ILB Ty Summers - Reserved/Injured; Prior to Cut to 53 LB K.J. Cloyd, RB Jonathan Ward - Free Agent Signing
August 6	ILB Ty Summers - Terminated, Vested Veteran, Injury Settlement
August 12	RB Rushawn Baker - Waived, Injury Settlement
August 19	T Andrew Thomas - Passed Physical
August 22	WR Jordan Bly, LB K.J. Cloyd, CB O'Donnell Fortune, ILB Dyontae Johnson, WR Montrell Washington, OL Jaison Williams - Waived, No Recall WR Zach Pascal - Terminated Vested Veteran, all contracts
August 24	S K'Von Wallace - Terminated, Vested Veteran, all contracts CB TJ Moore - Reserve/Injured
August 26	WR Dalen Cambre, DT Elijah Chatman, QB Tommy DeVito, TE Greg Dulcich, DT Cory Durden, OLB Trace Ford, OLB Tomon Fox, DL Elijah Garcia, C Bryan Hudson, G Jake Kubas, S Raheem Layne, K Jude McAtamney, RB Dante Miller, C Jimmy Morrissey, S Makari Paige, DL Jordan Riley, WR Juice Wells Jr, CB Dee Williams - Waived, No Recall WR Da'Quan Felton, CB Tre Hawkins III, TE Jermaine Terry - Waived, Injured OLB Victor Dimukeje, RB Eric Gray - Reserve/Physically Unable to Perform G Joshua Ezeudu - Reserve/Injured/Designated for Return
August 27	DB Beau Brade, DB Rico Payton - Claimed off waivers CB Korie Black - Waived, No Recall WR Gunner Olszewski - Terminated, Vested Veteran, all contracts DT Elijah Chatman, OLB Tomon Fox, DT Jordon Riley, CB Dee Williams - Practice Squad Exception OLB Trace Ford, DL Elijah Garcia, C Bryan Hudson, G Jake Kubas, S Raheem Layne, RB Dante Miller - Practice Squad WR Lil'Jordan Humphrey, WR Ihmir Smith-Marsette - Practice Squad Veteran K Jude McAtamney - International Practice Player Signing
August 28	LB Swayze Bozeman, TE Qadir Ismail, Patrick McMorris - Practice Squad
August 29	LB Zaire Barnes, G McClendon Curtis - Practice Squad OLB Trace Ford - Terminated from Practice Squad WR Gunner Olszewski - Free Agent Signing CB Rico Payton - Reserve/Injured

September 6	DL Elijah Garcia - Activated, from Practice Squad
September 8	G McClendon Curtis - Terminated from Practice Squad T Reid Holskey - Practice Squad
September 11	ILB Micah McFadden - Reserve/Injured WR Xavier Gipson - Claimed off Waivers from NYJ
September 13	DL Elijah Garcia, ILB Swayze Bozeman - Activated, from Practice Squad (Standard Elevation)
September 16	ILB Chris Board - Reserve/Injured WR Dalen Cambre - Practice Squad LB Neville Hewitt - Practice Squad Veteran LB Curtis Jacobs - Practice Squad Exception ILB Swayze Bozeman - Free Agent Signing from NYG Practice Squad TE Qadir Ismail, S Patrick McMorris - Terminated (by Club) from Practice Squad
September 17	DB Dee Williams - Terminated (by Club) from Practice Squad DB LaMareon James - Practice Squad
September 20	OLB Tomon Fox - Free Agent Signing from NYG PS DL Elijah Garcia, LB Neville Hewitt - Activated, from Practice Squad (Standard Elevation) WR Xavier Gipson - Waived, No Recall
September 22	OLB Tomon Fox - Waived, No Recall



PLAYER BIOS

GIANTS

SINCE 1925

NEW YORK FOOTBALL GIANTS

BIG BLUE

G-MEN

GIANTS



PAULSON ADEBO

CB #21

(uh-DEE-bow)

HEIGHT: 6-1
WEIGHT: 192 lbs
COLLEGE: STANFORD
HOW ACQUIRED: FA-'25
NFL EXP.: 5 YEARS
GIANTS EXP.: 1 YEAR



GIANTS
SINCE 1960
BIG BLUE
GREEN

2025 SEASON HIGHLIGHTS

- Made his Giants debut Week 1 at Washington (9/7)...Recorded 7 tackles and 1 pass defended.
- Led the team with a career-high 13 tackles and added 1 pass defended in Week 2 at Dallas (9/14).

HONORS

- NFC Defensive Player of the Week: 2022 Week 9.

CAREER HIGHLIGHTS

- Started 54 of 55 games played in...Totalled 278 tackles, 46 passes defended, 10 interceptions, 7 tackles for loss, 2 forced fumbles and 2 fumble recoveries...Played four seasons for the New Orleans Saints (2021-24).
- Started seven games in 2024 before a season-ending right leg injury...Produced 52 tackles, 10 passes defended and 3 interceptions...Despite only playing in seven games, Adebo finished the season tied with Tyrann Mathieu (3) for the most interceptions on the team.
- In 2023, started all 15 games he played in and totaled 76 tackles, 18 passes defended, 4 interceptions, 2 forced fumbles and 2 fumble recoveries...His 18 passes defended were the 3rd-most in the NFL and tied for the 3rd-most in Saints franchise history...Earned NFC Defensive Player of the Week honors after recording 7 tackles, 3 passes defended, 2 interceptions, 1 forced fumble and 1 fumble recovery vs. Chicago (11/5)...Became the first player since Charles Woodson at Detroit (11/26/2009) to record 2+ interceptions, 1 forced fumble and 1 fumble recovery in a game.
- As a rookie in 2021, started all 17 games and totaled 63 tackles, 8 passes defended, 4 tackles for loss and 3 interceptions...Became the 5th Saint to have at least 3 interceptions during their rookie campaign...Recorded 3 tackles and 1 interception in Week 1 vs.

Green Bay (9/12)...Was the first Saint to record an interception in his NFL debut since LB James Allen in 2002.

COLLEGE

- Attended Stanford from 2017-20...Opted out of the 2020 season...Adebo played in 22 games (21 starts) and produced 97 tackles, 30 pass breakups, 8 interceptions and 4 tackles for loss.
- In 2019, totaled 33 tackles, 10 pass breakups and 4 interceptions...Named first-team All-Pac-12 by the league coaches and second-team by the Associated Press.
- As a sophomore in 2018, named first-team All-Pac-12 after producing 64 tackles, 20 pass breakups, 4 interceptions and 4 tackles for loss.
- Did not see any action as a freshman in 2017.

PERSONAL

- Full name is Saiid Paulson Adebo...Born in Farmington, Michigan...Is the son of Pauline Domingo...Has two siblings, Dell and Mouf...His 1st language at home is French, the native tongue of his mother who emigrated from the West African nation of Benin.
- Attended Mansfield High School in Mansfield, Texas...Was a 4-star recruit and the 12th-best prospect coming out of the state of Texas by ESPN...Played wide receiver and corner...As a senior, produced 53 tackles, 7 pass breakups and 3 interceptions...Made 25 catches for 494 yards and 2 touchdowns...Added 14 carries for 151 yards and 1 touchdown...Also competed in track and basketball.

MAIN TRANSACTIONS

- Originally a 3rd-round (76th pick overall) draft choice by the New Orleans Saints in 2021.
- Signed as a free agent by the New York Giants on 3/13/25.

PAULSON ADEBO'S NFL REGULAR SEASON DEFENSIVE STATISTICS

				TACKLES								INTERCEPTIONS						O. FUMB				ST				MISC	
DATE	TEAM	GP	GS	TK	S	A	TFL	YDS	SK	YDS	QBH	NO	YDS	LG	TD	PD	FF	FR	TD	YDS	TK	S	A	FF	FR	S	A
2021	Saints	17	17	63	54	9	4	7	0.0	0.0	0	3	50	33	0	8	0	0	0	0	3	1	2	0	0	0	0
2022	Saints	13	12	60	51	9	2	4	0.0	0.0	0	0	0	0	0	7	0	0	0	0	0	0	0	0	0	0	0
2023	Saints	15	15	76	60	16	0	0	0.0	0.0	0	4	32	27	0	18	2	2	0	0	0	0	0	0	0	0	0
2024	Saints	7	7	52	43	9	1	4	0.0	0.0	1	3	68	47	0	10	0	0	0	0	0	0	0	0	0	0	0
2025	Giants	3	3	27	23	4	0	0	0.0	0.0	0	0	0	0	0	3	0	0	0	0	0	0	0	0	0	0	0
NFL TOTALS		55	54	278	231	47	7	15	0.0	0.0	1	10	150	47	0	46	2	2	0	0	3	1	2	0	0	0	0

SINGLE-GAME HIGHS: DEFENSIVE


Total Tackles 13 at Dallas Cowboys, Sep 14, 2025
Solo Tackles 11 at Dallas Cowboys, Sep 14, 2025
Passes Defensed 3 at Atlanta Falcons, Sep 29, 2024
...2 more at 3.
Tackles For Loss 1 vs. Carolina Panthers, Jan 02, 2022
...3 more at 1.

Interceptions 1 at Atlanta Falcons, Jan 09, 2022
...2 more at 1.
Interception Return Yards 33 vs. Green Bay Packers, Sep 12, 2021
Special Teams Tackles 1 vs. Miami Dolphins, Dec 27, 2021
...2 more at 1.

2025 GAME-BY-GAME REGULAR-SEASON STATISTICS (GIANTS)

DATE	OPPONENT	P/S	TACKLES								INTERCEPTIONS					O. FUMB				ST					MISC		W/L	SCORE
			TK	S	A	SK	YDS	TFL	YDS	QBH	NO	YDS	LG	TD	PD	FF	FR	TD	YDS	TK	S	A	FF	FR	S	A		
09/07	at Commanders	S	7	6	1	0.0	0.0	0	0	0	0	0	0	0	1	0	0	0	0	0	0	0	0	0	0	0	L	6-21
09/14	at Cowboys	S	13	11	2	0.0	0.0	0	0	0	0	0	0	0	1	0	0	0	0	0	0	0	0	0	0	0	L	37-40+
09/21	Chiefs	S	7	6	1	0.0	0.0	0	0	0	0	0	0	0	1	0	0	0	0	0	0	0	0	0	0	0	L	9-22
2025 TOTALS		3-3	27	23	4	0.0	0.0	0	0	0	0	0	0	0	3	0	0	0	0	0	0	0	0	0	0	0	0-3	

+ - Overtime



DARIUS ALEXANDER

DL #91

HEIGHT: 6-4
WEIGHT: 310 lbs
COLLEGE: TOLEDO
HOW ACQUIRED: D3-'25
NFL EXP.: R
GIANTS EXP.: R



CAREER HIGHLIGHTS

- Made his NFL debut in Week 2 at Dallas (9/14)...Played 15 defensive snaps and recorded 1 quarterback hit.
- Recorded his first two career tackles in Week 3 vs. Kansas City (9/21).

COLLEGE

- Played five seasons at Toledo and appeared in 57 games...Totaled 127 tackles, 22 tackles for loss, 13 passes defended, 9.0 sacks, 1 fumble recovery and 1 interception that was returned for a touchdown.
- Named second-team All-MAC in 2024 after posting 40 tackles, 7.5 tackles for loss, 5 passes defended, 3.5 sacks and 1 interception...In the GameAbove Sports Bowl, produced 6 tackles, 1.0 sack and a 58-yard pick six...It marked the only interception of his career.
- In 2023, was named third-team All-MAC...Played in all 14 games and finished with 36 tackles, 5.5 tackles for loss and 4.0 sacks.
- Played in 13 games in 2022...Registered 21 tackles, 7.0 tackles for loss, 3 passes defended and 1.5 sacks.

- Appeared in all 13 games in 2021...Totaled 21 tackles, 2 passes defended and 1.5 sacks.
- In a shortened season due to COVID-19 in 2020, played in all six games and produced 9 tackles and 1 tackle for loss...Redshirted in 2019.

PERSONAL

- Is the son of Taya Alexander...Has three siblings, Shiara, Darrion and Brooklyn...Has one son, Messiah...Graduated from Toledo with a degree in communication studies.
- Attended Wayne High School in Fort Wayne, Indiana...Was a two-star prospect coming out of high school...As a senior, he had 87 tackles, 21 tackles for loss and 10.0 sacks.

MAIN TRANSACTIONS

- Originally a 3rd-round (65th overall) draft choice by the Giants in 2025.

DARIUS ALEXANDER'S NFL REGULAR SEASON DEFENSIVE STATISTICS

				TACKLES								INTERCEPTIONS							O. FUMB				ST					MISC	
DATE	TEAM	GP	GS	TK	S	A	TFL	YDS	SK	YDS	QBH	NO	YDS	LG	TD	PD	FF	FR	TD	YDS	TK	S	A	FF	FR	S	A		
2025	Giants	2	0	2	1	1	0	0	0.0	0.0	1	0	0	0	0	0	0	0	0	0	0	0	0	0	0	0	0		
NFL TOTALS		2	0	2	1	1	0	0	0.0	0.0	1	0	0	0	0	0	0	0	0	0	0	0	0	0	0	0	0		

SINGLE-GAME HIGHS: DEFENSIVE

Total Tackles 2 vs. Kansas City Chiefs, Sep 21, 2025

2025 GAME-BY-GAME REGULAR-SEASON STATISTICS (GIANTS)

			TACKLES								INTERCEPTIONS					O. FUMB				ST				MISC					
DATE	OPPONENT	P/S	TK	S	A	SK	YDS	TFL	YDS	QBH	NO	YDS	LG	TD	PD	FF	FR	TD	YDS	TK	S	A	FF	FR	S	A	W/L	SCORE	
09/07	at Commanders		ON INACTIVE LIST																									L	6-21
09/14	at Cowboys	P	0	0	0	0.0	0.0	0	0	1	0	0	0	0	0	0	0	0	0	0	0	0	0	0	0	0	L	37-40+	
09/21	Chiefs	P	2	1	1	0.0	0.0	0	0	0	0	0	0	0	0	0	0	0	0	0	0	0	0	0	0	0	L	9-22	
2025 TOTALS		2-0	2	1	1	0.0	0.0	0	0	1	0	0	0	0	0	0	0	0	0	0	0	0	0	0	0	0	0-3		

+ - Overtime



DEONTE BANKS

CB #2

HEIGHT: 6-2
WEIGHT: 200 lbs
COLLEGE: MARYLAND
HOW ACQUIRED: D1-'23
NFL EXP.: 3 YEARS
GIANTS EXP.: 3 YEARS



GIANTS
SINCE 1960
BIG BLUE
G-M-E-N

2025 SEASON HIGHLIGHTS

- Recorded 6 tackles and a single-game career-high 2 tackles for loss in Week 2 at Dallas (9/14).

CAREER HIGHLIGHTS

- Across three NFL seasons, started 29 games in 32 appearances...Totals include 123 tackles (99 solo), 5 tackles for loss, 2 interceptions, 1 forced fumble and 24 passes defended.
- In 2024, started all 14 games he played...Inactive for three games with a rib injury...Tallied 52 tackles (39 solo), 1 tackle for loss, 1 forced fumble and 12 passes defended.
- As a rookie in 2023, started all 15 games in which he played...Missed the final two games of the season due to a shoulder injury...Finished with 64 tackles (53 solo), 2 tackles for loss, 2 interceptions and 11 passes defended, the latter figure tying Xavier McKinney for the team lead and were the most by a Giants rookie since Will Allen had 14 in 2001...Ranked 8th among all rookies with 64 total tackles.

NOTES TO KNOW

- Became the second Giant to begin their career with two straight seasons recording 10+ passes defended, joining Allen (14 passes defended in 2001 and 11 in 2002).
- Recorded 6 tackles, 3 passes defended and 1 forced fumble at Seattle (10/6/24) to become the first Giant since Terrell Thomas (vs. Jacksonville on 11/28/10) to total 3+ passes defended and 1 forced fumble in a game.

COLLEGE

- Played in 30 games with 21 starts in four seasons at Maryland...Career totals included 83 tackles (61 solo), a half-sack, 2 interceptions, 13 passes defended and one blocked kick.
- As a senior in 2022, played in a career-high 12 games with eight starts...Opted out of the Duke's Mayo Bowl and decided to forego his final year of eligibility to enter the NFL Draft...Selected honorable mention All-Big Ten...Tallied a career-best 38 tackles (25 solo) and 9 passes defended, plus 1 interception and a half-sack...In 2021, started the season's first two games, vs. West Virginia (9/4) and Howard (9/11) before suffering season-ending torn labrum injury in the Howard game...Totaled 6 tackles (4 solo), including 5 stops (4 solo) vs. West Virginia.

OFF-THE-FIELD ACTIVITY

- Joined Project Kind, an organization to support those experiencing homelessness, to host an event with 125 people from the organization for a day of haircuts, spa treatments and lunch at MetLife stadium... Hosted the boys from the Far Rockaway and Harlem Giants that were graduating middle school for a day at the training facility filled with character building activities, lunch in the team cafeteria and different games in the field house... To celebrate Halloween, dressed in costume to visit patients and distribute giftbags at Hackensack University Medical Center's Joseph M. Sanzari Children's Hospital... After the team practice in Germany prior to the Sunday game, met with the 120 students that participated in the NFL Flag clinic... Met with members from the Wounded Warriors Project during their visit to the Quest Diagnostics Training Center to watch practice and enjoy a day with the Giant

PERSONAL

- Family science major...Prefers to be called "Tae"...Played cornerback and slotback at Edgewood (MD) High School...Played in the same backfield as his cousin, Antwain Banks... In his junior season, he recorded 41 tackles, 16 passes defended and 3 interceptions (2 returned for touchdowns) and accounted for 1,052 total yards (674 rushing, 378 receiving) and 8 touchdowns (5 rushing, 3 receiving) on offense...As a senior, Banks earned all-state and all-county honors with 113 carries for 1,700 rushing yards (15.0-yard average) and 24 touchdowns...Defensively, he had 23 tackles, 9 passes defended and three interceptions (one returned for a touchdown) as he led Edgewood to a 9-win season and an appearance in the 2018 playoffs.
- Also lettered in track and set several school records...Posted personal bests in the 100 meters (10.96), 200 meters (22.44), high jump (5 feet, 6 inches) and long jump (22 feet, 8 inches)...Received his first scholarship offer from Division II Seton Hill after his junior season followed by a few FCS offers (Delaware State, Elon, Monmouth) and FBS offers (Buffalo, Kent State)...When Maryland offered him the summer before his senior season, Banks committed two weeks later...Son of Jamal Banks and Laura Bethea.

MAIN TRANSACTIONS

- Originally a 1st-round (24th pick overall) draft choice by the Giants in 2023.

DEONTE BANKS' NFL REGULAR SEASON DEFENSIVE STATISTICS																											
DATE	TEAM	GP	GS	TACKLES							QBH	INTERCEPTIONS					O. FUMB				ST					MISC	
				TK	S	A	TFL	YDS	SK	YDS		NO	YDS	LG	TD	PD	FF	FR	TD	YDS	TK	S	A	FF	FR	S	A
2023	Giants	15	15	64	53	11	2	2	0.0	0.0	0	2	6	6	0	11	0	0	0	0	0	0	0	0	0	0	0
2024	Giants	14	14	52	39	13	1	3	0.0	0.0	0	0	0	0	0	12	1	0	0	0	0	0	0	0	0	0	0
2025	Giants	3	0	7	7	0	2	2	0.0	0.0	0	0	0	0	0	1	0	0	0	0	0	0	0	0	0	0	0
NFL TOTALS		32	29	123	99	24	5	7	0.0	0.0	0	2	6	6	0	24	1	0	0	0	0	0	0	0	0	0	0

SINGLE-GAME HIGHS: DEFENSIVE

Total Tackles	12 vs. Green Bay Packers, Dec 11, 2023	Tackles For Loss	2 at Dallas Cowboys, Sep 14, 2025
Solo Tackles	9 vs. Green Bay Packers, Dec 11, 2023	Interceptions	1 vs. New England Patriots, Nov 26, 2023
Passes Defensed	3 at Seattle Seahawks, Oct 06, 2024		...1 more at 1.
Forced Fumbles	1 at Seattle Seahawks, Oct 06, 2024	Interception Return Yards	6 vs. Washington Commanders, Oct 22, 2023

2025 GAME-BY-GAME REGULAR-SEASON STATISTICS (GIANTS)

DATE	OPPONENT	P/S	TACKLES							INTERCEPTIONS					O. FUMB				ST					MISC		W/L	SCORE
			TK	S	A	SK	YDS	TFL	YDS	QBH	NO	YDS	LG	TD	PD	FF	FR	TD	YDS	TK	S	A	FF	FR	S	A	
09/07	at Commanders	P	0	0	0	0.0	0.0	0	0	0	0	0	0	0	0	0	0	0	0	0	0	0	0	0	0	L	6-21
09/14	at Cowboys	P	6	6	0	0.0	0.0	2	2	0	0	0	0	0	0	0	0	0	0	0	0	0	0	0	0	L	37-40+
09/21	Chiefs	P	1	1	0	0.0	0.0	0	0	0	0	0	0	0	1	0	0	0	0	0	0	0	0	0	0	L	9-22
2025 TOTALS		3-0	7	7	0	0.0	0.0	2	2	0	0	0	0	0	1	0	0	0	0	0	0	0	0	0	0	0-3	

+ - Overtime



ZAIRE BARNES

LB #46

(zai-EAR)

HEIGHT: 6-1
WEIGHT: 227 lbs
COLLEGE: WESTERN MICHIGAN
HOW ACQUIRED: FA-'25
NFL EXP.: 2 YEARS
GIANTS EXP.: 1 YEAR



CAREER HIGHLIGHTS

- Selected in the 6th-round of the 2023 NFL Draft by the New York Jets...Missed the entire 2024 season after suffering an ankle injury prior to Week 1...In 2023, played in four games but didn't record any statistics.

COLLEGE

- Attended Western Michigan for all four seasons and played in 49 games...Tallied 205 tackles (128 solo), 15 tackles for loss, 10 passes defended, 3.5 sacks, 3 fumble recoveries, 2 forced fumbles and 1 interception.
- In 2022, played in 12 games at linebacker...Career-high 93 tackles (60 solo), 9 passes defended, 4.5 tackles for loss, 3 fumble recoveries, 1 sack, 1 forced fumble and 1 interception...Named first-team All-MAC.
- Appeared in 13 games in 2021 at safety...Recorded 68 tackles (45 solo), 7 tackles for loss, 3 fumble recoveries, 2.5 sacks and 1 forced fumble.
- Did not play in the shortened 2020 season due to injury...Played

in 11 games in 2019...Totaled 29 tackles (16 solo), 3.5 tackles for loss and 1 pass defended.

- As a freshman in 2018, Barnes played 13 games and produced 15 total tackles (7 solo).

PERSONAL

- Son of Annette and Ron Barnes...Has a brother, Xavier, who was a member of the Saginaw Valley State football program in 2016 and 2017.
- Out of high school, Barnes was ranked the No. 45 player in Illinois by 247Sports.com...Class 7A honorable mention All-State as a running back and safety...Produced 77 tackles (28 solo), 6 touchdowns and totaled 51 carries for 458 yards.

MAIN TRANSACTIONS

- Originally a 6th-round (184th overall) draft choice by the New York Jets in 2023.
- Waived by the Jets on 8/27/25 and signed to the New York Giants' practice squad on 8/29/25

ZAIRE BARNES' NFL REGULAR SEASON DEFENSIVE STATISTICS

				TACKLES								INTERCEPTIONS								O. FUMB				ST						MISC	
DATE	TEAM	GP	GS	TK	S	A	TFL	YDS	SK	YDS	QBH	NO	YDS	LG	TD	PD	FF	FR	TD	YDS	TK	S	A	FF	FR	S	A				
2023	Jets	4	0	0	0	0	0	0	0.0	0.0	0	0	0	0	0	0	0	0	0	0	0	0	0	0	0	0	0				
2024	Jets	0	0	0	0	0	0	0	0.0	0.0	0	0	0	0	0	0	0	0	0	0	0	0	0	0	0	0	0				
2025	Jets	0	0	0	0	0	0	0	0.0	0.0	0	0	0	0	0	0	0	0	0	0	0	0	0	0	0	0	0				
NFL TOTALS		4	0	0	0	0	0	0	0.0	0.0	0	0	0	0	0	0	0	0	0	0	0	0	0	0	0	0	0				



DANIEL BELLINGER

TE #82

HEIGHT: 6-6
WEIGHT: 255 lbs
COLLEGE: SAN DIEGO STATE
HOW ACQUIRED: D4-'22
NFL EXP.: 4 YEARS
GIANTS EXP.: 4 YEARS



2025 SEASON HIGHLIGHTS

- Caught one pass for 14 yards in Week 1 at Washington (9/7).

CAREER HIGHLIGHTS

- Has played in 49 regular-season games with 32 starts and started both postseason games in which he played...Career totals include 71 receptions for 668 yards and 2 touchdowns with a long catch of 26 yards, plus a 2-yard touchdown on his only rushing attempt...Has 3 catches in the postseason for 21 yards, including a 9-yard touchdown.
- In 2024, played in all 17 games for the second consecutive season, with 8 starts...Caught 14 passes for 125 yards.
- In 2023, played in all 17 games with 13 starts...Finished 5th on the team with 25 receptions for 255 yards.
- As a rookie in 2022, played in 12 regular season games with 11 starts and started both Giants' postseason games...Missed four games with an eye injury suffered at Jacksonville (10/23/22)...Finished 5th on the team with 30 receptions, for 268 yards (8.9-yard avg.) and 2 touchdowns...Scored a 2-yard touchdown on his only rushing attempt...In the playoffs, he had 3 receptions for 21 yards and 1 touchdown...Caught his first career pass, a 16-yard touchdown from Daniel Jones, vs. Carolina (9/18)...Became the first Giants rookie tight end to score a touchdown since Kaden Smith scored twice at Washington on Dec. 22, 2019.

NOTES TO KNOW

- Became the first rookie tight end in Giants history to rush for a touchdown...Scored on a double reverse – his first career rushing attempt – at Green Bay (10/9/22, in London).

COLLEGE

- Bellinger played in 43 games with 32 starts at San Diego State...Career totals included 68 receptions for 771 yards (11.3-yard avg.) and 5 touchdowns, with a long catch of 73 yards...Had a career-high 5 receptions in a game 4 times...Three-time Mountain West Conference Fall All-Academic team and Mountain West scholar athlete.
- As a senior in 2021, started all 13 games...Selected as a team

captain...Compiled career-high totals of 31 catches, 357 yards and 2 touchdown receptions.

- In 2020, started all 8 games in a season shortened by the pandemic...Named honorable mention all-Mountain West selection by the league's coaches and media...Caught 21 passes for 203 yards (9.7-yard avg.) with a long of 21 yards.

OFF-THE-FIELD ACTIVITY

- Visited the JFK Knights football team in Paterson, NJ to donate 40 pairs of new cleats for the upcoming season... After the team practice in Germany prior to the Sunday game, met with the 120 students that participated in the NFL Flag clinic... Met with members from the Wounded Warriors Project during their visit to the Quest Diagnostics Training Center to watch practice and enjoy a day with the Giants.

PERSONAL

- Son of Frank and Renee Bellinger...Has a younger (by 4 minutes) twin sister (Betsy).
- Business administration major with a focus in finance...Earned 3 letters as a tight end and linebacker at Palo Verde High School in Las Vegas, Nev...Named all-conference on both offense and defense...In 9 games as a senior, totaled 21 catches for 371 yards (17.7-yard avg.) and 3 touchdowns...Earned first-team all-state honors on defense, where he had 131 tackles, 10 tackles for loss, 3.0 sacks, 2 forced fumbles and 1 fumble recovery...Had 84 more tackles than any teammate...Received numerous awards, including all-state first-team accolades at linebacker, a first-team all-league selection on both offense and defense, and an all-city honor...Named the school's athlete of the year.
- Also starred in basketball (second-team all-conference) and track and field at Palo Verde, earning second-team all-league honors in basketball and making the regional finals in track and field in the 400 meters and 4x400-meter relay...His 4x100 team placed 3rd at the Nevada state championships.

MAIN TRANSACTIONS

- Originally a 4th-round (112th pick overall) draft choice by the Giants in 2022.

DANIEL BELLINGER'S NFL REGULAR SEASON RUSHING/RECEIVING STATISTICS													
DATE	TEAM	GP	GS	RECEIVING					RUSHING				
				NO.	YDS.	AVG.	LG	TD	NO.	YDS.	AVG.	LG	TD
2022	Giants	12	11	30	268	8.9	24	2	1	2	2.0	2t	1
2023	Giants	17	13	25	255	10.2	26	0	0	0	0.0	0	0
2024	Giants	17	8	14	125	8.9	17	0	0	0	0.0	0	0
2025	Giants	3	0	2	20	10.0	14	0	0	0	0.0	0	0
NFL TOTALS		49	32	71	668	9.4	26	2	1	2	2.0	2T	1

DANIEL BELLINGER'S NFL POSTSEASON RUSHING/RECEIVING STATISTICS													
DATE	TEAM	GP	GS	RECEIVING					RUSHING				
				NO.	YDS.	AVG.	LG	TD	NO.	YDS.	AVG.	LG	TD
2022	Giants	2	2	3	21	7.0	9t	1	0	0	0.0	0	0
NFL TOTALS		2	2	3	21	7.0	9T	1	0	0	0.0	0	0

SINGLE-GAME HIGHS: RUSHING/RECEIVING

Rush Attempts	1 at Green Bay Packers, Oct 09, 2022	Longest Receptions	26 at Washington Commanders, Nov 19, 2023
Rushing Yards	2 at Green Bay Packers, Oct 09, 2022	Receiving TDs	1 vs. Baltimore Ravens, Oct 16, 2022
Longest Runs	2t at Green Bay Packers, Oct 09, 2022		...1 more at 1.
Rushing TDs	1 at Green Bay Packers, Oct 09, 2022	All-Purpose Yards	45 vs. New Orleans Saints, Dec 08, 2024
Receptions	5 vs. New Orleans Saints, Dec 08, 2024	Special Teams Tackles	1 vs. Philadelphia Eagles, Oct 20, 2024
	...2 more at 5.		...4 more at 1.
Receiving Yards	45 vs. New Orleans Saints, Dec 08, 2024	Most TDs	1 vs. Baltimore Ravens, Oct 16, 2022
Receiving Average	14.3 at Las Vegas Raiders, Nov 05, 2023		...2 more at 1.
		Miscellaneous Tackles	1 vs. Green Bay Packers, Dec 11, 2023
			...1 more at 1.
		Scrimmage Yards	45 vs. New Orleans Saints, Dec 08, 2024

SINGLE-GAME HIGHS - POSTSEASON: RECEIVING

Receptions	2 at Minnesota Vikings, Jan 15, 2023	All-Purpose Yards	17 at Minnesota Vikings, Jan 15, 2023
Receiving Yards	17 at Minnesota Vikings, Jan 15, 2023	Most TDs	1 at Minnesota Vikings, Jan 15, 2023
Longest Receptions	9t at Minnesota Vikings, Jan 15, 2023	Scrimmage Yards	17 at Minnesota Vikings, Jan 15, 2023
Receiving TDs	1 at Minnesota Vikings, Jan 15, 2023		

2025 GAME-BY-GAME REGULAR-SEASON STATISTICS (GIANTS)

DATE	OPPONENT	P/S	RECEIVING					RUSHING					W/L	SCORE
			NO.	YDS.	AVG.	LG	TD	NO.	YDS.	AVG.	LG	TD		
09/07	at Commanders	P	1	14	14.0	14	0	0	0	0.0	0	0	L	6-21
09/14	at Cowboys	P	0	0	0.0	0	0	0	0	0.0	0	0	L	37-40+
09/21	Chiefs	P	1	6	6.0	6	0	0	0	0.0	0	0	L	9-22
2025 TOTALS		3-0	2	20	10.0	14	0	0	0	0.0	0	0	0-3	

+ - Overtime



DANE BELTON

S #24

HEIGHT: 6-1
WEIGHT: 190 lbs
COLLEGE: IOWA
HOW ACQUIRED: D4-'22
NFL EXP.: 4 YEARS
GIANTS EXP.: 4 YEARS



2025 SEASON HIGHLIGHTS

- Tallied 3 tackles, 1 pass defended and a career-high 4 special teams tackles (1 solo) in Week 2 at Dallas (9/14).

CAREER HIGHLIGHTS

- In four seasons with the Giants, Belton has played in 52 regular-season games with 13 starts and played in two postseason games...Career totals include 116 tackles, 5 interceptions, 12 passes defended, 1 forced fumble, 4 fumble recoveries, 2.0 sacks, and 5 tackles for loss, plus 17 special teams tackles (10 solo)...In the playoffs, he has 2 solo tackles.
- In 2024, played in all 17 games for the 2nd consecutive season, with six starts...Totaled 50 tackles (25 solo), 1 tackle for loss, 1.0 sack, 1 interception, 6 passes defended and 1 forced fumble...Added 6 tackles (3 solo) and 1 fumble recovery on special teams.
- In 2023, Belton played in all 17 games with two starts...Tallied 29 tackles (19 solo), 2 interceptions, 2 passes defended, 3 tackles for loss, 1.0 sack, and 1 fumble recovery on defense, and 4 special teams tackles (3 solo)...Had a career-high 6 solo tackles, including his first career sack, a 14-yarder of Jalen Hurts, vs. Philadelphia (1/7/23).
- As a rookie in 2022, played in 15 regular-season games with five starts and played in two postseason games... Missed the season opener at Tennessee (9/11) with a clavicle injury suffered in training camp...Totaled 30 tackles (23 solo), 1 tackle for loss, 1 quarterback hit, 2 interceptions (tied for the team lead), 3 passes defended, 1 fumble recovery, as well as 1 tackle and 1 fumble recovery on special teams.

NOTES TO KNOW

- Posted a career-high 14 tackles, including 1 tackle for loss, 1 quarterback hit, 1 pass defended and 1.0 sack vs. Baltimore (12/15/24)...Became the first defensive back to record at least 14 tackles, 1 pass defended, and 1.0 sack in a game since Arizona's Budda Baker (at San Francisco, 10/7/18).
- Recorded 2 tackles, intercepted 2 passes, and recovered 1 fumble vs. the Rams (12/31/23)...He was the first Giants defender with 2 picks and 1 fumble recovery in the same game since Stevie Brown at Dallas on 10/28/12...Belton was the first Giant with 2 interceptions in a game since Xavier McKinney had 2 vs. Las Vegas on 11/7/21.
- In 2022, Belton was 1 of 4 NFL rookies and the only first-year safety with multiple interceptions and fumble recoveries, joining Detroit's Aidan Hutchinson (3 and 2), Jacksonville's Devin Lloyd (3 and 2) and Seattle's Tariq Woolen (6 and 3).

COLLEGE

- In three seasons at Iowa, Belton played in 30 games with 26

starts...Tallied 112 tackles (68 solo), 6.5 tackles for loss, 17 passes defended and 5 interceptions (all in 2021).

- In 2021, Belton started all 14 games...Selected first-team All-Big Ten...His 5 interceptions tied for the 2nd-highest total both nationally and in the Big Ten...Posted career-high totals of 46 tackles, including 29 solo...Academic All-Big Ten...First-team All-Big Ten by league coaches and media and 2nd team by the AP.
- In 2020, started all 8 games in a season shortened by the pandemic...Recorded 33 tackles (19 solo), with 1.5 tackles for loss, 1.0 sack, 5 pass breakups and 1 forced fumble...In 2019, played in eight games with four starts...Named Academic All-Big Ten.

OFF-THE-FIELD ACTIVITY

- Attended The Giants Foundation Golf Classic which raised more than \$400,000 for The Giants Foundation... Distributed backpacks to young families ahead of the start of the school year at the Boys and Girls Club of Paterson and Passaic... Represented Asthma and Allergy Foundation of America during Week 13 of the NFL season for My Cause My Cleats... After the team practice in Germany prior to the Sunday game, met with the 120 students that participated in the NFL Flag clinic... Met with members from the Wounded Warriors Project during their visit to the Quest Diagnostics Training Center to watch practice and enjoy a day with the Giants.

PERSONAL

- Health and human physiology major... Four-year football letterman as a defensive back, wide receiver, return specialist and punter at Jesuit High School in Tampa...Named 2nd-team all-state as a junior after earning honorable mention recognition as a sophomore...First-team all-county as a junior and 2nd team as a sophomore...Team captain as a junior and senior...Helped the Tigers reach the state playoffs 4 straight years, when they were 43-8, including 12-1 in Belton's final season...As a senior, recorded 67 tackles, 4 interceptions and 7 pass breakups, while scoring 4 touchdowns...In his junior season, collected 56 tackles, with 4 interceptions, 5 tackles for loss, 4 pass breakups and 3 touchdowns...As a sophomore, had 49 tackles, 3 interceptions and 4 pass breakups as a sophomore...Intercepted his first pass as a freshman...
- Also a 2-year track letterman...Set personal bests of 11.49 in the 100 meters, 23.57 in the 200 meters, 19'7 in the long jump and 37'8.5 in the triple jump...Parents are Deanna and Danny Belton.

MAIN TRANSACTIONS

- Originally a 4th-round (114th pick overall) draft choice by the Giants in 2022.

DANE BELTON'S NFL REGULAR SEASON DEFENSIVE STATISTICS																													
DATE	TEAM	GP	GS	TACKLES								QBH	INTERCEPTIONS					O. FUMB				ST					MISC		
				TK	S	A	TFL	YDS	SK	YDS	NO		YDS	LG	TD	PD	FF	FR	TD	YDS	TK	S	A	FF	FR	S	A		
2022	Giants	15	5	30	23	7	1	2	0.0	0.0	1	2	0	0	0	3	0	1	0	3	1	1	0	0	1	0	0		
2023	Giants	17	2	29	19	10	3	18	1.0	14.0	2	2	22	20	0	2	0	1	0	2	4	3	1	0	0	0	0		
2024	Giants	17	6	50	25	25	1	5	1.0	5.0	1	1	0	0	0	6	1	0	0	0	6	3	3	0	1	0	0		
2025	Giants	3	0	7	3	4	0	0	0.0	0.0	0	0	0	0	0	1	0	0	0	0	6	3	3	0	0	0	0		
NFL TOTALS		52	13	116	70	46	5	25	2.0	19.0	4	5	22	20	0	12	1	2	0	5	17	10	7	0	2	0	0		


DANE BELTON'S NFL POSTSEASON DEFENSIVE STATISTICS																													
DATE	TEAM	GP	GS	TACKLES								QBH	INTERCEPTIONS					O. FUMB				ST					MISC		
				TK	S	A	TFL	YDS	SK	YDS	NO		YDS	LG	TD	PD	FF	FR	TD	YDS	TK	S	A	FF	FR	S	A		
2022	Giants	2	0	2	2	0	0	0	0.0	0.0	0	0	0	0	0	0	0	0	0	0	0	0	0	0	0	0	0		
NFL TOTALS		2	0	2	2	0	0	0	0.0	0.0	0	0	0	0	0	0	0	0	0	0	0	0	0	0	0	0	0		

SINGLE-GAME HIGHS: DEFENSIVE

Total Tackles	14 vs. Baltimore Ravens, Dec 15, 2024	Tackles For Loss	2 vs. Philadelphia Eagles, Jan 07, 2024
Solo Tackles	7 vs. Indianapolis Colts, Dec 29, 2024	Interceptions	2 vs. Los Angeles Rams, Dec 31, 2023
Sacks	1.0 vs. Baltimore Ravens, Dec 15, 2024 ...1 more at 1.0.	Interception Return Yards	22 vs. Los Angeles Rams, Dec 31, 2023
Passes Defensed	2 vs. Indianapolis Colts, Dec 29, 2024 ...1 more at 2.	Special Teams Tackles	4 at Dallas Cowboys, Sep 14, 2025
Forced Fumbles	1 vs. New Orleans Saints, Dec 08, 2024	Special Teams Fumble Recoveries	1 vs. Minnesota Vikings, Sep 08, 2024 ...1 more at 1.
Fumble Recoveries	1 vs. Los Angeles Rams, Dec 31, 2023 ...1 more at 1.	Longest Opp Fumble Return	3 vs. Carolina Panthers, Sep 18, 2022

SINGLE-GAME HIGHS - POSTSEASON: DEFENSIVE					
Total Tackles	2 at Minnesota Vikings, Jan 15, 2023		Solo Tackles	2 at Minnesota Vikings, Jan 15, 2023	

2025 GAME-BY-GAME REGULAR-SEASON STATISTICS (GIANTS)																												
DATE	OPPONENT	P/S	TACKLES								QBH	INTERCEPTIONS					O. FUMB				ST				MISC		W/L	SCORE
			TK	S	A	SK	YDS	TFL	YDS			NO	YDS	LG	TD	PD	FF	FR	TD	YDS	TK	S	A	FF	FR	S		
09/07	at Commanders	P	2	0	2	0.0	0.0	0	0	0	0	0	0	0	0	0	0	0	0	2	2	0	0	0	0	0	L	6-21
09/14	at Cowboys	P	3	1	2	0.0	0.0	0	0	0	0	0	0	0	1	0	0	0	0	4	1	3	0	0	0	0	L	37-40+
09/21	Chiefs	P	2	2	0	0.0	0.0	0	0	0	0	0	0	0	0	0	0	0	0	0	0	0	0	0	0	L	9-22	
2025 TOTALS		3-0	7	3	4	0.0	0.0	0	0	0	0	0	0	0	1	0	0	0	0	6	3	3	0	0	0	0	0-3	
+ - Overtime																												



SWAYZE BOZEMAN

ILB #54

(SWAY-zee)

HEIGHT: 6-1
WEIGHT: 230 lbs
COLLEGE: SOUTHERN MISSISSIPPI
HOW ACQUIRED: FA-'25
NFL EXP.: 1 YEAR
GIANTS EXP.: 1 YEAR



2025 SEASON HIGHLIGHTS

- Made his Giants debut at Dallas in Week 2 (9/14)...Primarily saw action on special teams (24 snaps) and recorded one 1 special teams tackle.....Also played five snaps on defense.
- Recorded his first defensive tackle with the Giants in the home opener against Kansas City (9/21).

CAREER HIGHLIGHTS

- In 2024, played three games for the Kansas City Chiefs...Totaled 3 tackles...Played 57 snaps on special teams.

COLLEGE

- Played in 32 games across five seasons with Southern Mississippi (2019-23) and 19 games across two seasons at Copiah-Lincoln Community College (2017-18).
- In 2023, appeared in 10 games...Recorded 55 tackles, 4 tackles for loss, 3 passes defended and 0.5 sacks.
- Played in the first four games of the 2022 season before suffering an injury...Totaled 13 tackles (3 for loss), 2.0 sacks, and 1 fumble recovery for a 12-yard touchdown...Named to the preseason Sun Belt fourth-team and preseason Wuerffel Trophy watch list prior to the 2022 season.
- In 2021, played in four games with three starts before earning a redshirt due to injury...Tallied 20 tackles in those four games.
- Started and played in six games in 2020...Had 42 tackles and 1

pass defended.

- During his first season at Southern Miss, played in 13 games and had eight starts...Added 57 tackles, 6 tackles for loss, 4.5 sacks, 2 fumble recoveries and 1 forced fumble.
- At Copiah-Lincoln in 2018, played in 10 games...Recorded 91 tackles, 5.5 tackles for loss, 3 passes defended, 1.0 sacks, 1 forced fumble and 1 fumble recovery...Earned NJCAA All-Region XXIII and All-MACJC first-team honors.
- In his rookie season in 2017, played in nine games...Totaled 42 tackles (3 for loss), 2 pass breakups and 1 forced fumble.

PERSONAL

- Led high school team to two MIAS AA State Championship games (2015-16).
- Played both running back and defensive back for the Rebels...Also played basketball and competed in track and field.

MAIN TRANSACTIONS

- Originally signed with the Kansas City Chiefs as an undrafted free agent on 5/5/24.
- Signed with the Chicago Bears on 2/14/25.
- Waived by the Bears on 8/24/25 and signed to the New York Giants practice squad on 8/28/25.
- Signed to the Giants active roster from the practice squad on 9/16/25.

SWAYZE BOZEMAN'S NFL REGULAR SEASON DEFENSIVE STATISTICS

				TACKLES								INTERCEPTIONS						O. FUMB				ST						MISC			
DATE	TEAM	GP	GS	TK	S	A	TFL	YDS	SK	YDS	QBH	NO	YDS	LG	TD	PD	FF	FR	TD	YDS	TK	S	A	FF	FR	S	A				
2024	Chiefs	3	0	3	2	1	0	0	0.0	0.0	0	0	0	0	0	0	0	0	0	0	0	0	0	0	0	0	0				
2025	Giants	2	0	1	0	1	0	0	0.0	0.0	0	0	0	0	0	0	0	0	0	0	0	1	0	1	0	0	0				
NFL TOTALS		5	0	4	2	2	0	0	0.0	0.0	0	0	0	0	0	0	0	0	0	0	0	1	0	1	0	0	0	0			

SINGLE-GAME HIGHS: DEFENSIVE


Total Tackles 3 at Pittsburgh Steelers, Dec 25, 2024 Solo Tackles 2 at Pittsburgh Steelers, Dec 25, 2024

SINGLE-GAME HIGHS - POSTSEASON: DEFENSIVE

Special Teams Tackles 2 at Philadelphia Eagles, Feb 09, 2025

2025 GAME-BY-GAME REGULAR-SEASON STATISTICS (GIANTS)

			TACKLES								INTERCEPTIONS					O. FUMB				ST					MISC							
DATE	OPPONENT	P/S	TK	S	A	SK	YDS	TFL	YDS	QBH	NO	YDS	LG	TD	PD	FF	FR	TD	YDS	TK	S	A	FF	FR	S	A	W/L	SCORE				
09/07	at Commanders		PRACTICE SQUAD																												L	6-21
09/14	at Cowboys	P	0	0	0	0.0	0.0	0	0	0	0	0	0	0	0	0	0	0	0	0	1	0	1	0	0	0	0	L	37-40+			
09/21	Chiefs	P	1	0	1	0.0	0.0	0	0	0	0	0	0	0	0	0	0	0	0	0	0	0	0	0	0	0	L	9-22				
2025 TOTALS		2-0	1	0	1	0.0	0.0	0	0	0	0	0	0	0	0	0	0	0	0	1	0	1	0	0	0	0	0	0-3				
+ - Overtime																																



BEAU BRADE

S #34

(BRAID)

HEIGHT: 6-0
WEIGHT: 209 lbs
COLLEGE: MARYLAND
HOW ACQUIRED: W(BAL)-'25
NFL EXP.: 2 YEARS
GIANTS EXP.: 1 YEAR



GIANTS
SINCE 1960
BIG BLUE
G-MEN

2025 SEASON HIGHLIGHTS

- Made his Giants debut in Week 2 at Dallas (9/14) and recorded 1 special teams tackle.

CAREER HIGHLIGHTS

- With the Baltimore Ravens in 2024, Brade played in 11 games...Totaled 2 tackles (1 solo), and 1 special teams tackle...Totaled 207 snaps on special teams for the Ravens.

COLLEGE

- Played at Maryland for all four seasons as a defensive back...Played in 41 games and tallied 177 tackles (115 solo), 14 passes defended, 9.5 tackles for loss, 3 interceptions, 3 forced fumbles and 1 sack.
- In 2023, started all 12 games...Recorded 75 tackles (48 solo), 7 passes defended, 4 tackles for loss, 1 forced fumble and 1 interception...Named honorable mention All-Big Ten.
- Started all 13 games in 2022...Career high 85 tackles (55 solo), 7 passes defended, 4 tackles for loss, 2 fumble recoveries and 2 interceptions...Honorable mention All-Big Ten.

- Appeared in 11 games in 2021...Totaled 14 tackles (10 solo), 1.5 tackles for loss and 1 sack.
- In a shortened season due to the COVID-19 pandemic in 2020, played in five games and produced 3 tackles (2 solo).

PERSONAL

- Son of Ron and Angela Brade...His father played football at Virginia Tech as a walk-on outside linebacker, graduating in 1988.
- In high school, Brade was named 2019 Howard County Defensive Player of the Year and second-team All-MET... Had 450 career tackles and broke the school record for assisted tackles (184)...A junior in 2018, tallied 126 tackles (66 solo), 2 interceptions on defense and 3 touchdowns on offense...Two-time All-Metro selection and two-time County Champion.

MAIN TRANSACTIONS

- Signed with the Baltimore Ravens as an undrafted free agent on 5/3/24.
- Waived by the Ravens on 8/26/25 and claimed off waivers by the New York Giants on 8/27/25.

BEAU BRADE'S NFL REGULAR SEASON DEFENSIVE STATISTICS																											
				TACKLES								INTERCEPTIONS						O. FUMB				ST				MISC	
DATE	TEAM	GP	GS	TK	S	A	TFL	YDS	SK	YDS	QBH	NO	YDS	LG	TD	PD	FF	FR	TD	YDS	TK	S	A	FF	FR	S	A
2024	Ravens	11	0	2	1	1	0	0	0.0	0.0	0	0	0	0	0	0	0	0	0	0	1	0	1	0	0	0	0
2025	Giants	1	0	0	0	0	0	0	0.0	0.0	0	0	0	0	0	0	0	0	0	0	1	0	1	0	0	0	0
NFL TOTALS		12	0	2	1	1	0	0	0.0	0.0	0	0	0	0	0	0	0	0	0	0	2	0	2	0	0	0	0

BEAU BRADE'S NFL POSTSEASON DEFENSIVE STATISTICS																											
				TACKLES								INTERCEPTIONS						O. FUMB				ST				MISC	
DATE	TEAM	GP	GS	TK	S	A	TFL	YDS	SK	YDS	QBH	NO	YDS	LG	TD	PD	FF	FR	TD	YDS	TK	S	A	FF	FR	S	A
2024	Ravens	0	0	0	0	0	0	0	0.0	0.0	0	0	0	0	0	0	0	0	0	0	0	0	0	0	0	0	0
NFL TOTALS		0	0	0	0	0	0	0	0.0	0.0	0	0	0	0	0	0	0	0	0	0	0	0	0	0	0	0	0

SINGLE-GAME HIGHS: DEFENSIVE

Total Tackles

2 at Houston Texans, Dec 25, 2024

Solo Tackles

1 at Houston Texans, Dec 25, 2024

2025 GAME-BY-GAME REGULAR-SEASON STATISTICS (GIANTS)

			TACKLES								INTERCEPTIONS					O. FUMB				ST					MISC				
DATE	OPPONENT	P/S	TK	S	A	SK	YDS	TFL	YDS	QBH	NO	YDS	LG	TD	PD	FF	FR	TD	YDS	TK	S	A	FF	FR	S	A	W/L	SCORE	
09/07	at Commanders												ON INACTIVE LIST												L	6-21			
09/14	at Cowboys												ON INACTIVE LIST												L	37-40+			
09/21	Chiefs	P	0	0	0	0.0	0.0	0	0	0	0	0	0	0	0	0	0	0	0	0	0	0	0	0	0	0	L	9-22	
2025 TOTALS		1-0	0	0	0	0.0	0.0	0	0	0	0	0	0	0	0	0	0	0	0	0	0	0	0	0	0	0	0-3		
+ - Overtime																													



BRIAN BURNS

OLB #0

HEIGHT: 6-5
WEIGHT: 250 lbs
COLLEGE: FLORIDA STATE
HOW ACQUIRED: T(CAR)-'24
NFL EXP.: 7 YEARS
GIANTS EXP.: 2 YEARS



2025 SEASON HIGHLIGHTS

- Burns has 4.0 sacks through the first three games of the season...Since 2000, Burns is the fourth Giant with 4.0+ sacks in the first three weeks of the season, joining Jason Pierre-Paul (4.5 in 2011), Mathias Kiwanuka (4.0 in 2010) and Fred Robins (4.0 in 2008).
- Recorded 6 tackles, 2.0 sacks, 2 quarterback hits and 2 tackles for loss at Washington in Week 1 (9/7)...Became the first Giant to record 2.0+ sacks in a Week 1 game since DE Jason Pierre-Paul notched 2.0 sacks at Washington on 9/11/11.
- Added 3 tackles, 1.0 sack, 1 quarterback hit, 2 tackles for loss and 1 pass defended at Dallas in Week 2 (9/14).
- Tallied 6 tackles, 1.0 sack, 2 quarterback hits, 1 forced fumble and 2 passes defended in the home opener against Kansas City (9/21).

HONORS

- Pro Bowl: 2021, 2022
- NFC Defensive Player of the Week: 2020 Week 11, 2022 Week 12

CAREER HIGHLIGHTS

- In six seasons with Carolina and the Giants, Burns has played in 100 regular-season games with 87 starts...Totals include 330 tackles, 58.5 sacks, 118 quarterback hits, 81 tackles for loss, 24 passes defended, 11 forced fumbles, and 2 fumble recoveries, including 1 he returned for a touchdown.
- In 2024, started all 17 games...Led the team with 17 tackles for loss and 18 quarterback hits and finished 2nd with 8.5 sacks and 8 passes defended...Totaled 71 tackles (42 solo), and 2 forced fumbles...His 8.5 sacks tied Olivier Vernon (2016) for the 2nd-highest total in a player's first season with the Giants, behind only Markus Golden (10.0 in 2019).
- Recorded 3 tackles (2 solo), 1.0 sack, 2 quarterback hits, 2 passes defended, and 1 forced fumble at Cleveland (9/22/24)...Became the 3rd Giant to record at least 2 passes defended, 1.0 sack and 1 forced fumble in a game, joining Terrell Thomas (2010) and Brent Alexander (2004).
- In 2023, started all 16 games in which he played...Inactive with a concussion at Chicago (11/9/23)...Tallied 50 tackles (32 solo), 8.0 sacks, 18 quarterback hits, 16 tackles for loss, 2 passes defended, 1 forced fumble, and 1 fumble recovery.
- In 2022, started the first 16 games at defensive end before missing the season finale with an ankle injury...Selected to his second straight Pro Bowl...Registered a career-high 12.5 sacks...Ranked 4th on the team and 10th among NFL defensive linemen with a career-best 63 tackles (34 solo)...Led the team and finished tied for 3rd in the league with 17 tackles for loss...Named Week 12 NFC Defensive Player of the Week after recording 2.0 sacks, including a strip sack, and a tackle for loss vs. Denver.
- In 2021, played in all 17 games with 16 starts...Named a Pro

Bowl starter... Posted 51 tackles (31 solo)...Recorded 9.0 sacks for the second straight season...Led the team and tied for 5th in the NFC with 13 in tackles for loss.

- In 2020, played in 15 games with 14 starts...Led the Panthers with 9.0 sacks and a career-high 3 forced fumbles...Made 58 tackles (35 solo), 21 quarterback hits...Named Week 11 NFC Defensive Player of the Week after twice sacking Matthew Stafford – his first career multi-sack game - vs. Detroit (11/22/20).
- As a rookie in 2019, played in all 16 games with five starts in 2019 season...Posted 7.5 sacks to go with 23 tackles (17 solo), 1 forced fumble, and 1 fumble recovery return for a touchdown...Recovered a fumble by Gardner Minshew, who was sacked by Mario Addison, and returned it 56 yards for a touchdown vs. Jacksonville (10/6).

NOTES TO KNOW

- Became the 8th player in NFL history with 7.5+ sacks in each of their first six seasons to begin their career, joining Hall of Famers Reggie White, Derrick Thomas, Jared Allen, as well as DeMarcus Ware, Ryan Kerrigan, Aaron Donald and Yannick Ngakoue.
- Burns and Myles Garrett are the only NFL players with at least 7.5 sacks in each season from 2019-24.
- Burns' 58.5 sacks are the 7th-highest total in the NFL since he entered the league in 2019 and place him 3rd among players in the 2019 draft class, behind San Francisco's Nick Bosa (64.5) and Las Vegas' Maxx Crosby (61.5).
- Burns also owns 81 tackles for loss since entering the league in 2019, which is the 5th-most among all defenders.
- His 46.0 sacks as a member of the Panthers place him 5th in franchise history.

COLLEGE

- Played in 38 games with 25 starts for Florida State and recorded 124 tackles, including 39.5 for loss, with 24.0 sacks, 7 forced fumbles, 7 pass breakups, 3 blocked kicks, and 2 fumble recoveries.
- In 2018, produced 52 tackles, including 15.5 for loss with 10.0 sacks, 8 quarterback hurries, 3 forced fumbles, 3 pass breakups and 1 fumble recovery...Ranked first in the ACC and 8th in the NCAA with 0.83 sacks per game, while leading the ACC in tackles for loss.
- In 2017, recorded 48 tackles, including 13.5 for loss and 4.5 sacks, 3 forced fumbles and 2 blocked punts, tying for first in the conference.
- In 2016, earned Freshman All-American honors from a number of publications after he led all NCAA freshmen with 9.5 sacks, the most by an FSU freshman since 1977.

OFF-THE-FIELD ACTIVITY

- Participated in the Built Ford Tough Field Day at the Quest Diagnostic Training Center for the 10 high school girls flag football champions from leagues supported by the Giants... Participated in MetLife Pet Insurance campaign to raise awareness for rescue animals and highlight the importance of pet insurance... Represented Route #53 Dawg Rescue Foundation during Week 13 of the NFL season for My Cause My Cleats... After the team practice in Germany prior to the Sunday game, met with the 120 students that participated in the NFL Flag clinic... Met with members from the Wounded Warriors Project during their visit to the Quest Diagnostics Training Center to watch practice and enjoy a day with the Giants.
- PERSONAL**
- Attended American Heritage High School in Fort Lauderdale,

- FL...Played in the 2016 U.S. Army All-American Bowl in San Antonio, tallying 2 tackles and a pass breakup.
- In 2015, named the Sun-Sentinel Defensive Player of the Year and grabbed Class 5A first-team all-state honors in 2015...Recorded 135 tackles and 28 sacks over his junior and senior seasons...Helped American Heritage win state titles in 2013 and 2014.
 - Brother, Stanley McClover, was drafted by Carolina in 2006.

MAIN TRANSACTIONS

- Originally a 1st-round (16th pick overall) draft choice by the Carolina Panthers in 2019.
- Traded to the Giants for a 2024 2nd-round draft choice, a 2025 5th-round choice, and a swap of 2024 5th-rounders on 3/13/24.

BRIAN BURNS' NFL REGULAR SEASON DEFENSIVE STATISTICS																												
DATE	TEAM	GP	GS	TACKLES								QBH	INTERCEPTIONS					O. FUMB				ST					MISC	
				TK	S	A	TFL	YDS	SK	YDS	NO		YDS	LG	TD	PD	FF	FR	TD	YDS	TK	S	A	FF	FR	S	A	
2019	Panthers	16	5	23	17	6	5	28	7.5	34.0	16	0	0	0	0	0	1	1	1	56	2	2	0	0	0	0	0	0
2020	Panthers	15	14	58	35	23	8	51	9.0	78.0	21	0	0	0	0	4	3	0	0	0	0	0	0	0	0	0	0	
2021	Panthers	17	16	51	31	20	13	61	9.0	78.0	18	0	0	0	0	4	2	0	0	0	0	0	0	0	0	0	0	
2022	Panthers	16	16	63	34	29	17	98	12.5	83.0	22	0	0	0	0	3	1	0	0	0	0	0	0	0	0	0	0	
2023	Panthers	16	16	50	32	18	16	74	8.0	56.0	18	0	0	0	0	2	1	1	0	0	0	0	0	0	0	0	0	
2024	Giants	17	17	71	42	29	17	87	8.5	77.0	18	0	0	0	0	8	2	0	0	0	0	0	0	0	0	0	0	
2025	Giants	3	3	15	10	5	5	27	4.0	26.0	5	0	0	0	0	3	1	0	0	0	0	0	0	0	0	0	0	
NFL TOTALS		100	87	331	201	130	81	426	58.5	432.0	118	0	0	0	0	24	11	2	1	56	2	2	0	0	0	0	0	0

SINGLE-GAME HIGHS: DEFENSIVE

- Total Tackles** 9 at Carolina Panthers, Nov 10, 2024

Solo Tackles 5 vs. Kansas City Chiefs, Sep 21, 2025
...3 more at 5.

Sacks 2.0 at Washington Commanders, Sep 07, 2025
...6 more at 2.0.

Passes Defensed 2 vs. Kansas City Chiefs, Sep 21, 2025
...2 more at 2.

Forced Fumbles 1 vs. Kansas City Chiefs, Sep 21, 2025
...10 more at 1.
- Fumble Recoveries** 1 vs. Atlanta Falcons, Dec 17, 2023
...1 more at 1.

Tackles For Loss 3 vs. Indianapolis Colts, Dec 29, 2024
...3 more at 3.

Special Teams Tackles 1 at Indianapolis Colts, Dec 22, 2019
...1 more at 1.

Longest Opp Fumble Return 56 vs. Jacksonville Jaguars, Oct 06, 2019

2025 GAME-BY-GAME REGULAR-SEASON STATISTICS (GIANTS)																												
DATE	OPPONENT	P/S	TACKLES									INTERCEPTIONS					O. FUMB				ST				MISC		W/L	SCORE
			TK	S	A	SK	YDS	TFL	YDS	QBH	NO	YDS	LG	TD	PD	FF	FR	TD	YDS	TK	S	A	FF	FR	S	A		
09/07	at Commanders	S	6	2	4	2.0	10.0	2	10	2	0	0	0	0	0	0	0	0	0	0	0	0	0	0	0	L	6-21	
09/14	at Cowboys	S	3	3	0	1.0	1.0	2	2	1	0	0	0	0	1	0	0	0	0	0	0	0	0	0	0	L	37-40+	
09/21	Chiefs	S	6	5	1	1.0	15.0	1	15	2	0	0	0	0	2	1	0	0	0	0	0	0	0	0	0	L	9-22	
2025 TOTALS		3-3	15	10	5	4.0	26.0	5	27	5	0	0	0	0	3	1	0	0	0	0	0	0	0	0	0	0-3		
+ - Overtime																												



DALEN CAMBRE

WR #83

(cam-BREE)

HEIGHT: 6-0
WEIGHT: 192 lbs
COLLEGE: LOUISIANA
HOW ACQUIRED: FA-'25
NFL EXP.: R
GIANTS EXP.: R



COLLEGE

- Spent his career at Louisiana, playing 50 games...Totaled 10 receptions for 123 yards (12.3-yard avg.) and 1 touchdown...Garnered 17 tackles, 2 blocked punts and 1 fumble recovery for a touchdown on defense and special teams...Also served as the team's holder.
- Played in 14 games in 2024...Tallied 5 receptions for 46 yards (9.2-yard avg.)...With special teams, had 9 tackles (8 solo) and 1 blocked punt.
- In 2023, played in all 13 games, primarily seeing action on special teams...Through the air, caught 1 pass for 18 yards...Totaled 6 tackles and 1 blocked punt.
- Saw action in all 13 games in 2022, serving as the team's holder...Totaled 2 tackles...As a reserve wide receiver, had 3 receptions for 49 yards (16.3-yard avg.).
- Primarily participated on special teams through 13 games in 2021...Recorded 1 fumble recovery, which he returned for a

- touchdown.
- Recorded 1 reception for 10 yards (10-yard avg.) in 2020...Was a member of the practice squad in 2019.

PERSONAL

- Son of Mark and Sandra Cambre...Has a brother, Hunter...Father played basketball at LSU...Majored in sports management and graduated from Louisiana in 2024.
- Attended St. Thomas More Catholic High School in Lafayette, Louisiana...Was second team All-District and Burlsworth Character award winner...Played in the NUC All-American game.

MAIN TRANSACTIONS

- Originally signed with the Giants as an undrafted free agent on 5/9/25.

DALEN CAMBRE'S NFL REGULAR SEASON RUSHING/RECEIVING STATISTICS


DATE	TEAM	GP	GS	RECEIVING					TD	RUSHING					TD
				NO.	YDS.	AVG.	LG			NO.	YDS.	AVG.	LG		
2025	Giants	0	0	0	0	0.0	0	0	0	0	0	0.0	0	0	0
NFL TOTALS		0	0	0	0	0.0	0	0	0	0	0	0.0	0	0	0

DALEN CAMBRE'S NFL REGULAR SEASON RETURN STATISTICS

DATE	TEAM	KICKOFF RETURNS					PUNT RETURNS					TD
		RET.	YDS.	AVG.	LG		NO.	FC	YDS.	AVG.	LG	
2025	Giants	0	0	0.0	0	0	0	0	0	0.0	0	0
NFL TOTALS		0	0	0.0	0	0	0	0	0	0.0	0	0

2025 GAME-BY-GAME REGULAR-SEASON STATISTICS (GIANTS)

			RECEIVING					RUSHING							
DATE	OPPONENT	P/S	NO.	YDS.	AVG.	LG	TD	NO.	YDS.	AVG.	LG	TD	W/L	SCORE	
09/21	Chiefs		PRACTICE SQUAD											L	9-22
2025 TOTALS		0-0	0	0	0.0	0	0	0	0	0.0	0	0	0-1		



ABDUL CARTER

OLB #51

HEIGHT: 6-3
WEIGHT: 252 lbs
COLLEGE: PENN STATE
HOW ACQUIRED: D1-'25
NFL EXP.: R
GIANTS EXP.: R



GIANTS
SINCE 1960
BIG BLUE
GREEN

CAREER HIGHLIGHTS

- Carter has played in all three games with the Giants...Made his NFL debut at Washington (9/7) in Week 1 and made his first career start against Kansas City in Week 3 (9/21)...Has 8 total tackles, 3 quarterback hits and a half-sack this season.
- Recorded 3 tackles, 1 quarterback hit and a half-sack against Washington in Week 1...Became the first Giant to contribute to a sack in his career debut since Tomon Fox at Tennessee on 9/11/22.

NOTES TO KNOW

- Carter was selected 3rd overall in the 2025 NFL Draft...The last time the Giants selected at No. 3 was in 1984, when the team chose LB Carl Banks out of Michigan State.

COLLEGE

- Played three seasons at Penn State (42 games, 35 starts) and totaled 172 tackles, 39.5 tackles for loss, 23.0 sacks, 14 passes defended, 5 forced fumbles and 1 interception.
- Among all-time school rankings, left Penn State with the 6th-most sacks (23.0) and the 8th-most tackles for loss (39.5).
- In his final season at Penn State in 2024, was named a unanimous consensus All-American...Selected as the Nagurski-Woodson Big Ten Defensive Player of the Year...Voted All-Big Ten first team by the coaches and media...Started all 16 games and finished with 68 tackles, 23.5 tackles for loss, 12.0 sacks, 4 passes defended and 2 forced fumbles...His 23.5 tackles for loss led the nation and

his 12.0 sacks ranked 2nd in the Big Ten and 7th in the country.

- As a sophomore in 2023, earned first-team All-Big Ten honors from the league's coaches and second-team from the media...Named a second-team All-American by Sports Illustrated...Started 13 games and made 48 tackles, 5.5 tackles for loss, 5 passes defended, 4.5 sacks, 1 interception and 1 forced fumble.
- In 2022, during his true freshman season, named second-team All-Big Ten by the media...Named as a true freshman All-American by ESPN.com, On3, and 247Sports...Made six starts across 13 games and notched 56 tackles, 10.5 tackles for loss, 6.5 sacks and 2 forced fumbles...His 6.5 sacks were tied for the 3rd-most among all freshmen.

PERSONAL

- Is the son of Tina and Christopher Carter...Has four siblings...Two sisters, Cheryl and Cianie and two brothers, Hakim and Isaiah.
- Attended La Salle College High School in Philadelphia, PA...Voted team captain and MVP as a senior...Helped lead his school to a 9-2 record and a Philadelphia Catholic League Championship as a senior...Recorded 78 tackles, 10 tackles for loss and 2.0 sacks as a senior...Rated a four-star prospect by 247Sports, On3, Rivals and ESPN.
- Played power forward for the La Salle College basketball team.

MAIN TRANSACTIONS

- Originally a 1st-round (3rd overall) draft choice by the Giants in 2025.

ABDUL CARTER'S NFL REGULAR SEASON DEFENSIVE STATISTICS

DATE	TEAM	GP	GS	TACKLES								INTERCEPTIONS							O. FUMB					ST					MISC	
				TK	S	A	TFL	YDS	SK	YDS	QBH	NO	YDS	LG	TD	PD	FF	FR	TD	YDS	TK	S	A	FF	FR	S	A			
2025	Giants	3	1	8	5	3	1	1	0.5	5.5	3	0	0	0	0	0	0	0	0	0	0	0	0	0	0					
NFL TOTALS		3	1	8	5	3	1	1	0.5	5.5	3	0	0	0	0	0	0	0	0	0	0	0	0	0	0					

SINGLE-GAME HIGHS: DEFENSIVE

Total Tackles 4 vs. Kansas City Chiefs, Sep 21, 2025
Solo Tackles 3 vs. Kansas City Chiefs, Sep 21, 2025

Sacks 0.5 at Washington Commanders, Sep 07, 2025
Tackles For Loss 1 vs. Kansas City Chiefs, Sep 21, 2025

2025 GAME-BY-GAME REGULAR-SEASON STATISTICS (GIANTS)

			TACKLES								INTERCEPTIONS					O. FUMB				ST				MISC					
DATE	OPPONENT	P/S	TK	S	A	SK	YDS	TFL	YDS	QBH	NO	YDS	LG	TD	PD	FF	FR	TD	YDS	TK	S	A	FF	FR	S	A	W/L	SCORE	
09/07	at Commanders	P	3	1	2	0.5	5.5	0	0	1	0	0	0	0	0	0	0	0	0	0	0	0	0	0	0	0	L	6-21	
09/14	at Cowboys	P	1	1	0	0.0	0.0	0	0	1	0	0	0	0	0	0	0	0	0	0	0	0	0	0	0	0	L	37-40+	
09/21	Chiefs	S	4	3	1	0.0	0.0	1	1	1	0	0	0	0	0	0	0	0	0	0	0	0	0	0	0	0	L	9-22	
2025 TOTALS		3-1	8	5	3	0.5	5.5	1	1	3	0	0	0	0	0	0	0	0	0	0	0	0	0	0	0	0	0-3		
+ - Overtime																													



ELIJAH CHATMAN

DL #94

HEIGHT: 6-0
WEIGHT: 278 lbs
COLLEGE: SOUTHERN METHODIST
HOW ACQUIRED: FA-'24
NFL EXP.: 2 YEARS
GIANTS EXP.: 2 YEARS



GIANTS
SINCE 1985
BIG BLUE
G-MEN

CAREER HIGHLIGHTS

- As a rookie, Chatman played in all 17 games with three starts...Collected 21 tackles (11 solo), 2 tackles for loss, 1.0 sack, 3 quarterback hits and 1 fumble recovery...Produced 3 tackles (2 solo), 1 tackle for loss, and his first career sack and fumble recovery at Cleveland (9/22/24)...Became the second Giants undrafted free agent to record at least 1.0 sack and 1 fumble recovery in a game (also Kerry Wynn at St. Louis on 12/21/2014).

NOTES TO KNOW

- Chatman was the first undrafted rookie defensive player to start a season opener (vs. Minnesota, 9/8/24) for the Giants. He was the first undrafted free agent to start since fullback Shane Smith at Dallas on 9/10/17.

COLLEGE

- In five seasons at SMU, Chatman played in 60 games, the 2nd-highest total in program history...Career totals include 148 tackles (98 solo), 34 tackles for loss, 13.5 sacks, 5 fumble recoveries and 1 forced fumble.
- In 2023, named first-team All-AAC...Played in 14 games with 11 starts and recorded 33 tackles (23 solo), 9 stops for loss, and a career-high 4.5 sacks.
- In 2022, selected second-team All-AAC...Played in 13 games with 11 starts...Registered 39 tackles (21 solo), including 5 tackles for loss and 3.0 sacks.
- In 2021, named second-team All-AAC...Played in 12 games with 11 starts and tallied career-high totals of 40 tackles, 25 solo stops, and 10 tackles for loss...Posted 2.5 sacks.
- In 2020, started all 10 games and made 25 tackles (22 solo), including 7.5 tackles for loss and 3.0 sacks.

OFF-THE-FIELD ACTIVITY

- Continued the annual rookie Thanksgiving tradition at Eva's Village to prepare and serve lunch for the community members of Eva's Village in Paterson, N.J.... After the team practice in Germany prior to the Sunday game, met with the 120 students that participated in the NFL Flag clinic... Met with members from the Wounded Warriors Project during their visit to the Quest Diagnostics Training Center to watch practice and enjoy a day with the Giants... Joined Project Kind, an organization to support those experiencing homelessness, to host an event with 125 people from the organization for a day of haircuts, spa treatments and lunch at MetLife stadium... Hosted the boys from the Far Rockaway and Harlem Giants that were graduating middle school for a day at the training facility filled with character building activities, lunch in the team cafeteria and different games in the field house... To celebrate Halloween, dressed in costume to visit patients and distribute giftbags at Hackensack University Medical Center's Joseph M. Sanzari Children's Hospital.

PERSONAL

- Played both offense and defense at Evangel Christian Academy in Shreveport, LA....In 2018, named LSWA Class 5A All-State Defensive Player of the Year, first-team all-state, and District 1-5A MVP... Registered 58 tackles and 9 sacks...Had 14 carries for 119 yards...Team finished 8-4 overall, 6-0 in district play, and advanced to the LHSAA Division I Semifinals.

MAIN TRANSACTIONS

- Originally signed as a rookie free agent by the Giants on 5/13/24.

ELIJAH CHATMAN'S NFL REGULAR SEASON DEFENSIVE STATISTICS

		TACKLES										INTERCEPTIONS					O. FUMB				ST					MISC		
DATE	TEAM	GP	GS	TK	S	A	TFL	YDS	SK	YDS	QBH	NO	YDS	LG	TD	PD	FF	FR	TD	YDS	TK	S	A	FF	FR	S	A	
2024	Giants	17	3	21	11	10	2	11	1.0	10.0	3	0	0	0	0	0	0	0	1	0	0	0	0	0	0	0	0	0
2025	Giants	0	0	0	0	0	0	0	0.0	0.0	0	0	0	0	0	0	0	0	0	0	0	0	0	0	0	0	0	
NFL TOTALS		17	3	21	11	10	2	11	1.0	10.0	3	0	0	0	0	0	0	0	1	0	0	0	0	0	0	0	0	0

SINGLE-GAME HIGHS: DEFENSIVE

Total Tackles 4 vs. Indianapolis Colts, Dec 29, 2024
Solo Tackles 2 at Cleveland Browns, Sep 22, 2024

Fumble Recoveries 1 at Cleveland Browns, Sep 22, 2024
Tackles For Loss 1 at Cleveland Browns, Sep 22, 2024

2025 GAME-BY-GAME REGULAR-SEASON STATISTICS (GIANTS)

			TACKLES							INTERCEPTIONS					O. FUMB				ST					MISC					
DATE	OPPONENT	P/S	TK	S	A	SK	YDS	TFL	YDS	QBH	NO	YDS	LG	TD	PD	FF	FR	TD	YDS	TK	S	A	FF	FR	S	A	W/L	SCORE	
09/07	at Commanders												PRACTICE SQUAD															L	6-21
09/14	at Cowboys												PRACTICE SQUAD															L	37-40+
09/21	Chiefs												PRACTICE SQUAD															L	9-22
2025 TOTALS			0	0	0	0.0	0.0	0	0	0	0	0	0	0	0	0	0	0	0	0	0	0	0	0	0	0	0-3		
+ - Overtime																													



BEAUX COLLINS

WR #81

HEIGHT: 6-3
WEIGHT: 206 lbs
COLLEGE: NOTRE DAME
HOW ACQUIRED: UDFA-'25
NFL EXP.: R
GIANTS EXP.: R



GIANTS
SINCE 1960
BIG BLUE
G-MEN

CAREER HIGHLIGHTS

- Has played in all three games this season for the Giants...Totaled 11 snaps on offense and 39 snaps on special teams.
- Made his NFL debut at Washington (9/7)...Played two snaps on offense and nine snaps on special teams.

COLLEGE

- Played three seasons at Clemson (2021-23) before transferring to Notre Dame in 2024...Played 48 games in his career...Totaled 1,780 yards on 132 receptions (6.5-yard avg.) and 14 touchdowns.
- At Notre Dame in 2024, started in all 16 games...Caught 41 passes for 490 yards (12-yard avg.) and 3 touchdowns.
- At Clemson in 2023, played and started in 11 games...Produced 510 yards on 38 receptions (13.4-yard avg.) and 3 touchdowns.
- Received All-ACC Academic Team selection and CSC Academic All-District selection in 2022...Saw action in 10 games, tallying 22 catches for 373 yards (17-yard avg.) and a career-high of 5 touchdowns.
- Played in 11 games as a freshman in 2021...Went for 407 yards

on 31 receptions (13.1-yard avg.) and 3 touchdowns.

PERSONAL

- Son of D'Andre and April Collins...Has a brother, Cam and a sister, Tyler...Majored in management at Clemson and was a graduate transfer to Notre Dame in 2024.
- Attended St. John Bosco in Los Angeles, California...ESPN ranked him a national top 50 player, No. 46 overall and as the third-best receiver in the nation and the fifth-best player in California...Five-star recruit according to PrepStar and Top 150 Dream Team selection who ranked as the nation's No. 27 recruit, including the No. 4 wide receiver prospect and No. 4 player in California.
- Due to COVID-19, he did not have a senior season in 2020...His junior year, he posted 41 receptions for 1,008 yards (24.6-yard avg.) and 14 touchdowns.

MAIN TRANSACTIONS

- Originally signed with the Giants as an undrafted free agent on 5/9/2025.

BEAUX COLLINS' NFL REGULAR SEASON RUSHING/RECEIVING STATISTICS

DATE	TEAM	GP	GS	RECEIVING					RUSHING				
				NO.	YDS.	AVG.	LG	TD	NO.	YDS.	AVG.	LG	TD
2025	Giants	3	0	0	0	0.0	0	0	0	0	0.0	0	0
NFL TOTALS		3	0	0	0	0.0	0	0	0	0	0.0	0	0

BEAUX COLLINS' NFL REGULAR SEASON RETURN STATISTICS

KICKOFF RETURNS							PUNT RETURNS					
DATE	TEAM	RET.	YDS.	AVG.	LG	TD	NO.	FC	YDS.	AVG.	LG	TD
2025	Giants	0	0	0.0	0	0	0	0	0	0.0	0	0
NFL TOTALS		0	0	0.0	0	0	0	0	0	0.0	0	0

SINGLE-GAME HIGHS: RUSHING/RECEIVING

Special Teams Tackles

2 at Dallas Cowboys, Sep 14, 2025

2025 GAME-BY-GAME REGULAR-SEASON STATISTICS (GIANTS)

DATE	OPPONENT	P/S	RECEIVING					RUSHING					W/L	SCORE
			NO.	YDS.	AVG.	LG	TD	NO.	YDS.	AVG.	LG	TD		
09/07	at Commanders	P	0	0	0.0	0	0	0	0	0.0	0	0	L	6-21
09/14	at Cowboys	P	0	0	0.0	0	0	0	0	0.0	0	0	L	37-40+
09/21	Chiefs	P	0	0	0.0	0	0	0	0	0.0	0	0	L	9-22
2025 TOTALS		3-0	0	0	0.0	0	0	0	0	0.0	0	0	0-3	

+ - Overtime



JAXSON DART

QB #6

HEIGHT: 6-2
WEIGHT: 223 lbs
COLLEGE: MISSISSIPPI
HOW ACQUIRED: D1-'25
NFL EXP.: R
GIANTS EXP.: R



CAREER HIGHLIGHTS

- Made his NFL debut in Week 2 at Dallas (9/14)...Played 3 snaps on offense.

COLLEGE

- Spent four seasons in college (one at Southern California and three at Ole Miss)...Played in 45 games (41 starts) and completed 852 of his 1,307 passing attempts for 11,970 yards, 81 touchdowns and 27 interceptions...Rushed 393 times for 1,541 yards and 14 touchdowns.
- In 2024, threw for 4,279 yards, 29 touchdowns and 6 interceptions on 276 of 398 passing attempts (69.3%)...Rushed 124 times for 495 yards and 3 touchdowns...Set the Ole Miss single-season record for total offense (4,774 yards)...Named a finalist for the Manning Award and Johnny Unitas Golden Arm Award...Voted first-team All-SEC by the league coaches.
- Helped lead Ole Miss to its first-ever 11-win season in 2023...Started all 13 games and threw for 3,364 yards, 23 touchdowns and 5 interceptions...Rushed 119 times for 389 yards and 8 touchdowns...His 5 interceptions tied for the fewest in program history among players with at least 200 attempts in a season.

- Transferred to Ole Miss prior to the 2022 season...In his first season on campus, started 12 of 13 games played...Went 226 of 362 passing attempts for 2,974 yards, 20 touchdowns and 11 interceptions...Rushed for 614 yards and 1 touchdown on 128 carries.
- 2021 marked Dart's only season at USC...He played in six games and made three starts...Completed 62% of his passes for 1,353 yards, 9 touchdowns and 5 interceptions.

PERSONAL

- Is the son of Brandon and Kara Dart...Father played safety at Utah.
- Spent his senior year of high school at Corner Canyon...Named the 2020 Gatorade National Football Player of the Year...Led Corner Canyon to an undefeated record and a 6A title...Attended Roy High School for his freshman, sophomore and junior years.
- Played baseball throughout his high school career...Named all-state twice.

MAIN TRANSACTIONS

- Originally a 1st-round (25th overall) draft choice by the Giants in 2025.

JAXSON DART'S NFL REGULAR SEASON PASSING STATISTICS														
DATE	TEAM	GP	GS	ATT.	CMP.	PCT.	YDS	AVG.	TD	INT.	LG	SK	LST	RATE
2025	Giants	2	0	0	0	0.0	0	0.0	0	0	0	0	0	0.0
TOTALS		2	0	0	0	0.0	0	0.0	0	0	0	0	0	0.0

JAXSON DART'S NFL REGULAR SEASON RUSHING STATISTICS										
DATE	TEAM	NO.	YDS.	AVG.			LG			TD
2025	Giants	2	0	0.0			3			0
TOTALS		2	0	0.0			3			0

JAXSON DART'S NFL REGULAR SEASON PASSING/RUSHING STATISTICS																				
DATE	TEAM	GP	GS	PASSING										RUSHING						
				ATT.	CMP.	PCT.	YDS	AVG.	TD	INT.	LG	SK	LST	RATE	NO.	YDS.	AVG.	LG	TD	
2025	Giants	2	0	0	0	0.0	0	0.0	0	0	0	0	0	0	0.0	2	0	0.0	3	0
TOTALS		2	0	0	0	0.0	0	0.0	0	0	0	0	0	0	0.0	2	0	0.0	3	0

SINGLE-GAME HIGHS: QUARTERBACK

Longest Runs 3 vs. Kansas City Chiefs, Sep 21, 2025

2025 GAME-BY-GAME REGULAR-SEASON STATISTICS (GIANTS)

DATE	OPPONENT	P/S	PASSING											RUSHING				W/L	SCORE
			ATT	CMP	YDS	PCT	Y/A	Y/C	TD	INT	LG	SK/YD	RATE	ATT	YDS	LG	TD		
09/07	at Commanders		DID NOT PLAY (NON-INJURY)															L	6-21
09/14	at Cowboys	P	0	0	0	0.0	0.0	0.0	0	0	0	0/0	0.0	1	-3	-3	0	L	37-40+
09/21	Chiefs	P	0	0	0	0.0	0.0	0.0	0	0	0	0/0	0.0	1	3	3	0	L	9-22
2025 TOTALS		2-0	0	0	0	0.0	0.0	0.0	0	0	0	0/0	0.0	2	0	3	0	0-3	

+ - Overtime



D.J. DAVIDSON
DL #98

HEIGHT: 6-5
WEIGHT: 320 lbs
COLLEGE: ARIZONA STATE
HOW ACQUIRED: D5-'22
NFL EXP.: 4 YEARS
GIANTS EXP.: 4 YEARS



GIANTS
SINCE 1985
BIG BLUE
G-MEN

CAREER HIGHLIGHTS

- Has played in 35 games (four starts) over four seasons with the Giants...Totals include 40 tackles (20 solo), 2.5 sacks, 2 passes defended, 3 quarterback hits, 3 tackles for loss and 2 fumble recoveries.
- In 2024, played in 12 games with two starts before being placed on injured reserve with a shoulder injury...Totaled 23 tackles (12 solo), 2.0 sacks, 2 tackles for loss, 2 quarterback hits and 2 fumble recoveries...Contributed a career-high 8 tackles (2 solo) at Pittsburgh (10/28/24)...Recovered fumbles – the first 2 of his career - in consecutive games at Carolina (11/10/24) and vs. Tampa Bay (11/24/24).
- In 2023, played in 15 games with two starts...Contributed 13 tackles (6 solo), a half-sack, 2 passes defended, 1 quarterback hit, and 1 tackle for loss...Split a 6-yard sack with Leonard Williams, the first of his career, at San Francisco (9/21/23)...Made his first career start and had 2 tackles vs. New England (11/26/23).
- As a rookie in 2022, played in the first five games of the season for the Giants and made 4 tackles (2 solo)...Tore his ACL at Green Bay (10/9/22) and was placed on season-ending injured reserve on 10/11/22.

COLLEGE

- Davidson played in 37 games with 28 starts in four seasons at Arizona State...Recorded 137 tackles (62 solo), 16.0 tackles for loss, 5.0 sacks, 1 fumble recovery and 6 passes defended...
- In 2021, was 1 of 2 Sun Devil defenders to start all 12 games...Selected 2nd-team All-Pac 12 after finishing 5th on the team with career-high totals of 57 tackles and 16.0 tackles for loss...Named the Curley Culp outstanding defensive linemen.
- In 2020, started all four games in a Sun Devils season that was shortened by the pandemic...Recorded 19 tackles (9 solo).

- In 2019, played in 13 games with 12 starts at nose tackle...Collected 51 tackles (26 solo), 4.5 tackles for loss, 1.5 sacks and 1 pass defended.

OFF-THE-FIELD ACTIVITY

- Visited the American Cancer Society's Hope Lodge to spend time and share a meal with patients and their families.... Helped run kids through drills, take pictures and sign autographs for campers at the Sports International Camp in NJ... After the team practice in Germany prior to the Sunday game, met with the 120 students that participated in the NFL Flag clinic... Met with members from the Wounded Warriors Project during their visit to the Quest Diagnostics Training Center to watch practice and enjoy a day with the Giants.

PERSONAL

- First name is DeVonta...Married to Alexis...Graduated with a degree in criminal justice in May 2021.
- Played in the 2022 East-West Shrine Bowl...Played at Desert Ridge High School in Mesa, Ariz., where he was a 2015 first-team all-state selection by the Arizona Republic after anchoring one of the state's strongest defenses.
- As a senior, played in 13 games and led his team to the state championship game by recording 67 tackles, 19.5 tackles for loss, 5.5 sacks, 4 forced fumbles, and 2 fumble recoveries.
- Also lettered in basketball and wrestling.

MAIN TRANSACTIONS

- Originally a 5th-round (147th pick overall) draft choice by the Giants in 2022.

D.J. DAVIDSON'S NFL REGULAR SEASON DEFENSIVE STATISTICS

				TACKLES								INTERCEPTIONS						O. FUMB				ST						MISC	
DATE	TEAM	GP	GS	TK	S	A	TFL	YDS	SK	YDS	QBH	NO	YDS	LG	TD	PD	FF	FR	TD	YDS	TK	S	A	FF	FR	S	A		
2022	Giants	5	0	4	2	2	0	0	0.0	0.0	0	0	0	0	0	0	0	0	0	0	0	0	0	0	0	0	0		
2023	Giants	15	2	13	6	7	1	4	0.5	3.0	1	0	0	0	0	2	0	0	0	0	0	0	0	0	0	0	0		
2024	Giants	12	2	23	12	11	2	17	2.0	17.0	2	0	0	0	0	0	0	2	0	0	0	0	0	0	0	0	0		
2025	Giants	3	0	0	0	0	0	0	0.0	0.0	0	0	0	0	0	0	0	0	0	0	0	0	0	0	0	0	0		
NFL TOTALS		35	4	40	20	20	3	21	2.5	20.0	3	0	0	0	0	2	0	2	0	0	0	0	0	0	0	0	0		

D.J. DAVIDSON'S NFL POSTSEASON DEFENSIVE STATISTICS

				TACKLES								INTERCEPTIONS					O. FUMB				ST					MISC	
DATE	TEAM	GP	GS	TK	S	A	TFL	YDS	SK	YDS	QBH	NO	YDS	LG	TD	PD	FF	FR	TD	YDS	TK	S	A	FF	FR	S	A
2022	Giants	0	0	0	0	0	0	0	0.0	0.0	0	0	0	0	0	0	0	0	0	0	0	0	0	0	0	0	0
NFL TOTALS		0	0	0	0	0	0	0	0.0	0.0	0	0	0	0	0	0	0	0	0	0	0	0	0	0	0	0	0

SINGLE-GAME HIGHS: DEFENSIVE

Total Tackles 8 at Pittsburgh Steelers, Oct 28, 2024
Solo Tackles 3 vs. Washington Commanders, Nov 03, 2024
Sacks 2.0 at Seattle Seahawks, Oct 06, 2024

Passes Defensed 1 vs. Seattle Seahawks, Oct 02, 2023
...1 more at 1.
Fumble Recoveries 1 vs. Tampa Bay Buccaneers, Nov 24, 2024
...1 more at 1.
Tackles For Loss 2 at Seattle Seahawks, Oct 06, 2024

2025 GAME-BY-GAME REGULAR-SEASON STATISTICS (GIANTS)

			TACKLES								INTERCEPTIONS					O. FUMB				ST					MISC			
DATE	OPPONENT	P/S	TK	S	A	SK	YDS	TFL	YDS	QBH	NO	YDS	LG	TD	PD	FF	FR	TD	YDS	TK	S	A	FF	FR	S	A	W/L	SCORE
09/07	at Commanders	P	0	0	0	0.0	0.0	0	0	0	0	0	0	0	0	0	0	0	0	0	0	0	0	0	0	0	L	6-21
09/14	at Cowboys	P	0	0	0	0.0	0.0	0	0	0	0	0	0	0	0	0	0	0	0	0	0	0	0	0	0	0	L	37-40+
09/21	Chiefs	P	0	0	0	0.0	0.0	0	0	0	0	0	0	0	0	0	0	0	0	0	0	0	0	0	0	0	L	9-22
2025 TOTALS		3-0	0	0	0	0.0	0.0	0	0	0	0	0	0	0	0	0	0	0	0	0	0	0	0	0	0	0	0-3	

+ - Overtime



JERMAINE ELUEMUNOR

OL #72

(eh-LOO-muh-norr)

HEIGHT: 6-4
WEIGHT: 338 lbs
COLLEGE: TEXAS A&M
HOW ACQUIRED: FA-'24
NFL EXP.: 9 YEARS
GIANTS EXP.: 2 YEARS



GIANTS
SINCE 1960
BIG BLUE
G-M-E-N

CAREER HIGHLIGHTS

- Eluemunor has played in 105 regular-season games with 63 starts – 44 at right tackle, 13 at left tackle, and six at right guard – for Baltimore (2017-18), New England (2019-20), Las Vegas (2021-23), and the Giants (2024-25)...Played in two postseason games.
- In his first season with the Giants in 2024, started all 15 games in which he played, the first nine at right tackle and last six at left tackle...Missed two games due to a quad injury.
- In his final season with Las Vegas in 2023, played in all 17 games with 14 starts, including 12 at right tackle and two at left tackle.
- In 2022, started a career-high 17 games – 15 at right tackle and one each at left tackle and right guard...Part of an offensive line that helped the Raiders rush for 2,059 yards, their highest total since 2011.
- In 2021, spent time with Miami and Jacksonville before joining the Raiders prior to the start of the regular season...Played in 14 regular-season games with three starts at right guard and played in the AFC Wild Card Game at Cincinnati (1/15/22).
- In 2020, played in 12 games with eight starts – five at right tackle and three at left tackle...Spent three games on injured reserve.
- In his first season with the Patriots in 2019, played in 10 games.
- In 2018, played in nine games with one start...Started at left tackle vs Pittsburgh (11/4/18)...Played on special teams and as a reserve offensive lineman in the AFC Wild Card Game vs. the Chargers (1/6/19).
- As a rookie in 2017, played in eight games with two starts for the Ravens...Named to the 2017 PFWA All-Rookie Team...Played right guard for 15 snaps in his NFL debut at Jacksonville (9/24/17)...Made first NFL start at right guard vs. Chicago (10/15/17).

COLLEGE

- Played 25 games with 13 starts in two years at Texas A&M after transferring from Lackawanna College in Scranton, PA....Made eight starts at right tackle, four at right guard and one at left guard.
- As a senior, started 12 games with eight at right tackle and four at right guard...Anchored an offensive line that helped the Aggies rank No. 3 in the SEC and No. 24 in the nation in total offense

(467.0 avg.).

- As a junior, played in all 13 games with one start at left guard...Redshirted one year after transferring.
- As a sophomore at Lackawanna College, played in 10 games and was named second-team All-Northeast Conference...Helped team average 379 yards of total offense per game...As a freshman, played in 10 games.

OFF-THE-FIELD ACTIVITY

- Attended the Tom Coughlin Jay Fund's Father's Day Dinner to enjoy dinner and spend time with fathers who's child is battling cancer...Partnered with the American Eagle Food Pantry of Northern NJ to provide 150 Thanksgiving meals to veterans... Hosted 50 children from the Tom Coughlin Jay Fund who are experiencing cancer for a holiday shopping spree... Represented The Tom Coughlin Jay Fund during Week 13 of the NFL season for My Cause My Cleats... After the team practice in Germany prior to the Sunday game, met with the 120 students that participated in the NFL Flag clinic... Met with members from the Wounded Warriors Project during their visit to the Quest Diagnostics Training Center to watch practice and enjoy a day with the Giants.

PERSONAL

- Native of London, England, where he played soccer and rugby...Played football for the first time in high school.
- Attended Morris Knolls High School in Denville, N.J., about 30 miles from MetLife Stadium...Also lettered in wrestling, compiling a 30-7 record and reaching the New Jersey state finals as a senior.

MAIN TRANSACTIONS

- Originally a 5th-round (159th pick overall) draft choice by the Baltimore Ravens in 2017.
- Waived by Baltimore on 9/22/18 and signed to their practice squad on 9/25/18.
- Signed to Ravens' active roster, 10/23/18.
- Acquired via trade by New England Patriots on 8/29/19.
- Signed by the Las Vegas Raiders 9/2/21.
- Signed as a free agent by the Giants on 3/13/24.

JERMAINE ELUEMUNOR'S NFL REGULAR SEASON STATISTICS			
DATE	TEAM	GP	GS
2017	Ravens	8	2
2018	Ravens	9	1
2019	Patriots	10	0
2020	Patriots	12	8
2021	Raiders	14	3
2022	Raiders	17	17
2023	Raiders	17	14
2024	Giants	15	15
2025	Giants	3	3
NFL TOTALS		105	63

JERMAINE ELUEMUNOR'S NFL POSTSEASON STATISTICS			
DATE	TEAM	GP	GS
2018	Ravens	1	0
2019	Patriots	0	0
2021	Raiders	1	0
NFL TOTALS		2	0

2025 GAME-BY-GAME REGULAR-SEASON STATISTICS (GIANTS)				
DATE	OPPONENT	P/S	W/L	SCORE
09/07	at Commanders	S	L	6-21
09/14	at Cowboys	S	L	37-40+
09/21	Chiefs	S	L	9-22
2025 TOTALS		3-3	0-3	

+ - Overtime



THOMAS FIDONE II
TE #86

(fih-DOH-nee)

HEIGHT: 6-6
WEIGHT: 255 lbs
COLLEGE: NEBRASKA
HOW ACQUIRED: D7-'25
NFL EXP.: R
GIANTS EXP.: R



COLLEGE

- Spent three seasons with Nebraska, playing 26 games...Totaled 61 receptions for 633 yards (10.4-yard avg.) and 4 touchdowns.
- Played 13 games in 2024...Recorded 36 receptions for 373 yards (10.4-yard avg.).
- Saw action in 12 games in 2023...Posted 260 receiving yards on 36 catches (10.4-yard avg.) and 4 touchdowns...Did not play in 2022 due to injury recovery.
- In 2021, played in one game before suffering a knee injury.

PERSONAL

- Son of Thomas Fidone and Jennifer Ernste...Stepmother is

Elizabeth Simon...Graduated from Nebraska in December 2024 with a degree in management.

- Attended Lewis Central High School in Council Bluffs, Iowa...Was a four-star recruit out of high school...A second-team preseason USA Today All-American, his senior year tallied 43 receptions for 845 yards and 10 touchdowns in 10 games...Named to the All-Iowa Elite team and was an all-state selection.
- Ranked by 247Sports and Rivals as the No. 1 tight end in the 2021 recruiting cycle.

MAIN TRANSACTIONS

- Originally a 7th-round (219th overall) draft choice by the Giants in 2025.

THOMAS FIDONE II'S NFL REGULAR SEASON RUSHING/RECEIVING STATISTICS

DATE	TEAM	GP	GS	RECEIVING					TD	RUSHING				
				NO.	YDS.	AVG.	LG			NO.	YDS.	AVG.	LG	TD
2025	Giants	0	0	0	0	0.0	0		0	0	0.0	0	0	0
NFL TOTALS		0	0	0	0	0.0	0		0	0	0.0	0	0	0

THOMAS FIDONE II'S NFL REGULAR SEASON RETURN STATISTICS

KICKOFF RETURNS							PUNT RETURNS					
DATE	TEAM	RET.	YDS.	AVG.	LG	TD	NO.	FC	YDS.	AVG.	LG	TD
2025	Giants	0	0	0.0	0	0	0	0	0	0.0	0	0
NFL TOTALS		0	0	0.0	0	0	0	0	0	0.0	0	0

2025 GAME-BY-GAME REGULAR-SEASON STATISTICS (GIANTS)

DATE	OPPONENT	P/S	RECEIVING					RUSHING					W/L	SCORE
			NO.	YDS.	AVG.	LG	TD	NO.	YDS.	AVG.	LG	TD		
09/07	at Commanders		ON INACTIVE LIST										L	6-21
09/14	at Cowboys		ON INACTIVE LIST										L	37-40+
09/21	Chiefs		ON INACTIVE LIST										L	9-22
2025 TOTALS		0-0	0	0	0.0	0	0	0	0	0.0	0	0	0-3	

+ - Overtime



DEMETRIUS FLANNIGAN-FOWLES
LB #33

HEIGHT: 6-2
WEIGHT: 223 lbs
COLLEGE: ARIZONA
HOW ACQUIRED: FA-'25
NFL EXP.: 6 YEARS
GIANTS EXP.: 1 YEAR



CAREER HIGHLIGHTS

- Played in 74 games and made seven starts...Career numbers include 59 tackles, 6 tackles for loss, 3 passes defended, 1.0 sack and 1 interception...Has totaled 37 tackles on special teams.
- Played in 12 games (three starts) in 2024...Finished with 11 tackles, 2 passes defended, 1 interception and 1 tackle for loss...Intercepted Aaron Rodgers for his first career interception vs. the Jets in Week 1 (9/9/24).
- In 2023, played in 16 games and made one start...Totaled 17 tackles, 4 tackles for loss and 1 pass defended...Primarily held a role on special teams, playing in 67.5% of snaps...Played in all 3 postseason games, including Super Bowl LVIII...Produced 4 tackles, 1 forced fumble and 1 passed defense in the playoffs.
- Saw action in all 17 games for the second consecutive season in 2022...Tallied 7 tackles, 1.0 sack, 1 tackle for loss and 1 quarterback hit...Ranked 5th in the NFL with 15 tackles on special teams.
- Made two starts across 17 games in 2021...Recorded 20 tackles and 9 tackles on special teams...Led the 49ers in special teams snaps with 336.
- In 2020, played in 11 games and made one start...Finished with 4 tackles.

COLLEGE

- Across four seasons at Arizona, played in 50 games and made 36 starts primarily at the safety position...Finished his career with 243 tackles, 22 pass breakups, 10 tackles for loss, 6 interceptions, 3

forced fumbles and 2 fumble recoveries.

- Totaled 56 tackles, 5 tackles for loss, 3 pass breakups and 2 forced fumbles as a senior in 2018.
- In 2017, finished his junior year with 81 tackles, 3 interceptions, 3 pass breakups and 2 fumble recoveries.
- Ranked 2nd on the team with 78 tackles in 2016...Added 6 pass breakups, 4 tackles for loss and 2 interceptions

PERSONAL

- A graduate of Mountain View (Ariz.) High School in Tucson...Son of Kurtisha Flannigan.
- Was awarded the 2020 Thomas Herrion Memorial Award by the 49ers...The award is given to a rookie or first-year player who has taken advantage of every opportunity and turned it into a positive situation and made their dream turn into a reality.

MAIN TRANSACTIONS

- Originally signed as a rookie free agent by the San Francisco 49ers on 5/3/19.
- Waived by the 49ers on 8/31/19 and signed to the 49ers practice squad on 9/1/19.
- Signed by the 49ers on 2/5/20.
- Signed a one-year extension with the 49ers on 3/11/22.
- Signed a one-year extension with the 49ers on 3/16/23.
- Signed a one-year extension with the 49ers on 3/15/24.
- Signed by the New York Giants on 3/14/25.

DEMETRIUS FLANNIGAN-FOWLES' NFL REGULAR SEASON DEFENSIVE STATISTICS

				TACKLES								INTERCEPTIONS						O. FUMB				ST				MISC	
DATE	TEAM	GP	GS	TK	S	A	TFL	YDS	SK	YDS	QBH	NO	YDS	LG	TD	PD	FF	FR	TD	YDS	TK	S	A	FF	FR	S	A
2019	49ers	0	0	0	0	0	0	0	0.0	0.0	0	0	0	0	0	0	0	0	0	0	0	0	0	0	0	0	0
2020	49ers	11	1	4	3	1	0	0	0.0	0.0	0	0	0	0	0	0	0	0	0	0	5	3	2	0	0	0	0
2021	49ers	17	2	20	7	13	0	0	0.0	0.0	0	0	0	0	0	0	0	0	0	0	9	6	3	0	0	0	0
2022	49ers	17	0	7	6	1	1	10	1.0	10.0	1	0	0	0	0	0	0	0	0	0	15	7	8	0	0	0	0
2023	49ers	16	1	17	10	7	4	11	0.0	0.0	0	0	0	0	0	1	0	0	0	0	2	2	0	0	0	0	0
2024	49ers	12	3	11	8	3	1	2	0.0	0.0	0	1	0	0	0	2	0	0	0	0	6	2	4	0	0	0	0
2025	Giants	1	0	0	0	0	0	0	0.0	0.0	0	0	0	0	0	0	0	0	0	0	0	0	0	0	0	0	0
NFL TOTALS		74	7	59	34	25	6	23	1.0	10.0	1	1	0	0	0	3	0	0	0	0	37	20	17	0	0	0	0

DEMETRIUS FLANNIGAN-FOWLES' NFL POSTSEASON DEFENSIVE STATISTICS

				TACKLES							INTERCEPTIONS							O. FUMB				ST				MISC	
DATE	TEAM	GP	GS	TK	S	A	TFL	YDS	SK	YDS	QBH	NO	YDS	LG	TD	PD	FF	FR	TD	YDS	TK	S	A	FF	FR	S	A
2019	49ers	0	0	0	0	0	0	0	0.0	0.0	0	0	0	0	0	0	0	0	0	0	0	0	0	0	0	0	0
2021	49ers	3	0	0	0	0	0	0	0.0	0.0	0	0	0	0	0	0	0	0	0	0	3	3	0	0	0	0	0
2022	49ers	3	0	1	1	0	0	0	0.0	0.0	0	0	0	0	0	0	0	0	0	0	3	2	1	0	0	0	0
2023	49ers	3	0	4	1	3	0	0	0.0	0.0	0	0	0	0	0	1	0	0	0	0	1	1	0	1	0	0	0
NFL TOTALS		9	0	5	2	3	0	0	0.0	0.0	0	0	0	0	0	1	0	0	0	0	7	6	1	1	0	0	0

SINGLE-GAME HIGHS: DEFENSIVE

Total Tackles5 vs. Houston Texans, Jan 02, 2022

Solo Tackles2 vs. Houston Texans, Jan 02, 2022
...2 more at 2.

Special Teams Tackles2 at Cincinnati Bengals, Dec 12, 2021
...2 more at 2.

SINGLE-GAME HIGHS - POSTSEASON: DEFENSIVE

Special Teams Tackles

2 at Dallas Cowboys, Jan 16, 2022

2025 GAME-BY-GAME REGULAR-SEASON STATISTICS (GIANTS)

			TACKLES								INTERCEPTIONS					O. FUMB				ST					MISC				
DATE	OPPONENT	P/S	TK	S	A	SK	YDS	TFL	YDS	QBH	NO	YDS	LG	TD	PD	FF	FR	TD	YDS	TK	S	A	FF	FR	S	A	W/L	SCORE	
09/07	at Commanders	P	0	0	0	0.0	0.0	0	0	0	0	0	0	0	0	0	0	0	0	0	0	0	0	0	0	0	L	6-21	
09/14	at Cowboys		ON INACTIVE LIST														0	0	0	0	0	0	0	0	0	0	0	L	37-40+
09/21	Chiefs		ON INACTIVE LIST																								L	9-22	
2025 TOTALS		1-0	0	0	0	0.0	0.0	0	0	0	0	0	0	0	0	0	0	0	0	0	0	0	0	0	0	0	0-3		
+ - Overtime																													



COR'DALE FLOTT

CB #28

(coor-dale)

HEIGHT: 6-2
WEIGHT: 175 lbs
COLLEGE: LSU
HOW ACQUIRED: D3-'22
NFL EXP.: 4 YEARS
GIANTS EXP.: 4 YEARS



CAREER HIGHLIGHTS

- In four seasons with the Giants, has played in 42 regular-season games with 26 starts and played in two postseason games...Totals include 121 tackles, 2 interceptions, 17 passes defended and 2 forced fumbles.
- In 2024, played in 14 games with a career-high 10 starts...Tallied a career-high 53 tackles, 2 tackles for loss, a career-high 7 passes defended and 1 interception...Posted a career-high 10 tackles and 1 tackle for loss at Cleveland (9/22/24)...Had 3 tackles 1 pass defended and 1 interception, which he returned 26 yards at Atlanta (12/22/24).
- In 2023, played in 14 games with seven starts...Recorded 36 tackles, 1 interception, 5 passes defended, and 1 forced fumble...Picked off a Dak Prescott pass for his first career interception at Dallas (11/12/23).
- As a rookie in 2022, played in 11 regular-season games with six starts and played in both Giants' postseason games...Missed six games with a calf injury...Totaled 25 tackles (14 solo) and 2 passes defended...Made NFL debut at Tennessee (9/11/22)...Recorded 1 pass defended during the postseason.

COLLEGE

- Flott played in 35 games with 21 starts in three seasons at LSU...Collected 99 tackles (68 solo), 5.5 stops for loss, 12 passes defended, 1 interception and 2 forced fumbles...Played outside on the corner, in the slot and at safety.
- In 2021, played in 11 games with 10 starts...Finished with 41 tackles (28 solo), 1 interception and 4 passes defended.
- As a sophomore in 2020, started all 10 games...Recorded a career-high 43 tackles (31 solo), 4.5 tackles for loss, 4 pass breakups and 1 forced fumble...
- In 2019, played in 14 games with one start as a true freshman for

a Tigers team that won the national championship...Had 15 tackles and 4 passes defended ...Played in the national championship game vs. Clemson.

OFF-THE-FIELD ACTIVITY

- Helped run kids through drills, take pictures and sign autographs for campers at the Sports International Camp in NJ... After the team practice in Germany prior to the Sunday game, met with the 120 students that participated in the NFL Flag clinic... Met with members from the Wounded Warriors Project during their visit to the Quest Diagnostics Training Center to watch practice and enjoy a day with the Giants.

PERSONAL

- Three-year starter for Saraland (AL) High School...As a senior in 2018, played wide receiver and cornerback and helped his team compile a 13-2 record and advance to the Alabama Class 6A State Championship Game...Recorded 31 tackles, 3 forced fumbles, 6 pass six pass breakups and 1 interception...Added 180 yards and 2 touchdowns on 12 carries and 28 receptions for 502 yards and 1 score.
- In 2017, compiled 54 tackles, 20 pass breakups and 2 interceptions...Invited to play in the Alabama- Mississippi All-Star Game.
- Has an older brother and a sister...Brother (Wydale) was a cornerback at Southern Mississippi...Initially committed to Auburn before flipping to LSU.

MAIN TRANSACTIONS

- Originally a 3rd-round (81st pick overall) draft choice by the Giants in 2022.

COR'DALE FLOTT'S NFL REGULAR SEASON DEFENSIVE STATISTICS

				TACKLES								INTERCEPTIONS					O. FUMB				ST					MISC		
DATE	TEAM	GP	GS	TK	S	A	TFL	YDS	SK	YDS	QBH	NO	YDS	LG	TD	PD	FF	FR	TD	YDS	TK	S	A	FF	FR	S	A	
2022	Giants	11	6	25	14	11	0	0	0.0	0.0	0	0	0	0	0	2	1	0	0	0	1	1	0	0	0	0	0	0
2023	Giants	14	7	36	25	11	0	0	0.0	0.0	0	1	21	21	0	5	1	0	0	0	0	0	0	0	0	0	0	0
2024	Giants	14	10	53	36	17	2	3	0.0	0.0	0	1	26	26	0	7	0	0	0	0	0	0	0	0	0	0	0	0
2025	Giants	3	3	7	4	3	0	0	0.0	0.0	0	0	0	0	0	3	0	0	0	0	0	0	0	0	0	0	0	0
NFL TOTALS		42	26	121	79	42	2	3	0.0	0.0	0	2	47	26	0	17	2	0	0	0	1	1	0	0	0	0	0	0

COR'DALE FLOTT'S NFL POSTSEASON DEFENSIVE STATISTICS

				TACKLES								INTERCEPTIONS						O. FUMB				ST					MISC		
DATE	TEAM	GP	GS	TK	S	A	TFL	YDS	SK	YDS	QBH	NO	YDS	LG	TD	PD	FF	FR	TD	YDS	TK	S	A	FF	FR	S	A	FF	FR
2022	Giants	2	0	0	0	0	0	0	0.0	0.0	0	0	0	0	0	1	0	0	0	0	0	0	0	0	0	0	0	0	0
NFL TOTALS		2	0	0	0	0	0	0	0.0	0.0	0	0	0	0	0	1	0	0	0	0	0	0	0	0	0	0	0	0	0

SINGLE-GAME HIGHS: DEFENSIVE

Total Tackles	10 at Cleveland Browns, Sep 22, 2024	Tackles For Loss	1 at Cleveland Browns, Sep 22, 2024
Solo Tackles	7 at Cleveland Browns, Sep 22, 2024	Interception Return Yards	21 at Dallas Cowboys, Nov 12, 2023
Passes Defensed	2 at Dallas Cowboys, Sep 14, 2025	Special Teams Tackles	1 vs. Detroit Lions, Nov 20, 2022
...3 more at 2.			

2025 GAME-BY-GAME REGULAR-SEASON STATISTICS (GIANTS)

DATE	OPPONENT	P/S	TACKLES								INTERCEPTIONS					O. FUMB				ST					MISC		W/L	SCORE
			TK	S	A	SK	YDS	TFL	YDS	QBH	NO	YDS	LG	TD	PD	FF	FR	TD	YDS	TK	S	A	FF	FR	S	A		
09/07	at Commanders	S	2	1	1	0.0	0.0	0	0	0	0	0	0	0	1	0	0	0	0	0	0	0	0	0	0	0	L	6-21
09/14	at Cowboys	S	2	1	1	0.0	0.0	0	0	0	0	0	0	0	2	0	0	0	0	0	0	0	0	0	0	0	L	37-40+
09/21	Chiefs	S	3	2	1	0.0	0.0	0	0	0	0	0	0	0	0	0	0	0	0	0	0	0	0	0	0	0	L	9-22
2025 TOTALS			3-3	7	4	3	0.0	0.0	0	0	0	0	0	0	3	0	0	0	0	0	0	0	0	0	0	0	0-3	

+ - Overtime



GRAHAM GANO

K #9

HEIGHT: 6-2
WEIGHT: 202 lbs
COLLEGE: FLORIDA STATE
HOW ACQUIRED: FA-'20
NFL EXP.: 16 YEARS
GIANTS EXP.: 6 YEARS



HONORS

- Pro Bowl: 2017
- NFC Special Teams Player of the Month: November 2015; October 2018
- NFC Special Teams Player of the Week: 2010 Week 16; 2018 Week 5; 2020 Week 9; 2021 Week 7; 2022 Week 2.

CAREER HIGHLIGHTS

- Gano has played in 204 regular-season and nine postseason games for Washington, Carolina, and the Giants...He has made 338 of 403 field goal attempts (83.9%) and 403 of 422 extra point tries (95.5%) in the regular season.
- In the postseason, Gano has made 13 of 16 field goal attempts (81.3%) and all 23 of his PATs...Has scored 62 postseason points
- Gano has made 46 of 67 (68.7%) of his field goal attempts from 50+ yards, with a long of 61 yards.

NOTES TO KNOW

- As a Giant, Gano has scored 442 points, the 6th-most in franchise history...His 115 made field goals place him 4th in franchise history, behind Pete Gogolak (126), Brad Daluiso (123), and Lawrence Tynes (122)... Gano has made 115 of 131 field goal attempts, an 87.8 rate that is the 2nd-highest in Giants history among kickers with at least 50 attempts (Josh Brown, 91.7% 2013-16).
- His 1,420 points rank 3rd among all active players.
- Gano has kicked 2 57-yard field goals that are tied for the longest in Giants history and his 63-yarder for Carolina in 2018 is the longest field goal ever kicked against the Giants...Gano's 57-yard field goals at Dallas on Nov. 24, 2022, and at San Francisco on Sept. 21, 2023 tied Aldrick Rosas (Dec. 2, 2018, vs. Chicago) for the longest 3-pointer in Giants history.
- Gano has the franchise's 2nd and 6th-highest single-season field goal percentages with 96.9 (31 of 32) in 2020, and 90.6 (29 of 32) in 2022.
- Owns the longest field goal kick in Panthers history...Made a 63-yard game-winning field goal vs. the Giants (10/7/18).
- With the Giants, Gano has made 26 of 32 attempts (81.3%) from 50 or more yards...His 26 field goals of 50+ yards are more than twice as many as any other kicker in Giants history; Joe Danelo is 2nd with 9.
- From 9/20/20 to 10/3/21, Gano made 37 consecutive field goal attempts, a Giants record that tied him with Seattle's Jason Myers for the 4th-longest streak in history and was 7 fewer than Adam Vinatieri's record of 44. The streak ended when Gano missed a 35-yard try at New Orleans...Gano shattered the previous Giants record of 29 games in a row set by Josh Brown from 2014-15.
- Ranks 2nd to John Kasay in Panthers history with 742 points (165 field goals, 247 PATs).

2025

- Has connected on all 6 of his field goal attempts, including a long of 55 yards...Also a perfect 4-for-4 on extra point attempts.

2024

- In 2024, played in 10 games...Suffered a hamstring injury on the opening kickoff at Washington (9/15), was placed on injured reserve and missed seven games...Returned at Carolina (11/10) and kicked in the season's final eight games...Made 9 of 11 field goal attempts, including 2 of 2 from 50+ yards, and all 15 of his extra point tries for 42 points...Had touchbacks on 24 of his 35 kickoffs (68.6%).

2023

- In 2023, played in eight games...Made 11 of 17 field goal attempts and all 8 of his extra point tries for 41 points...Had touchbacks on 23 of his 28 kickoffs (82.1%)...Made both of his field goal attempts, including a franchise record-tying 57-yarder, at San Francisco (9/21)...Placed on injured reserve on Nov. 3 with a knee injury that required surgery.

2022

- In 2022, Gano played in all 17 regular-season games and two postseason games...Made 29 of 32 field goal attempts (90.6%) and 32 of 34 extra point tries for 119 points, the 5th-highest total of his career, his 10th 100-point season, and the most by a Giants kicker since Aldrick Rosas scored 127 points in 2018...Two of his missed attempts were a blocked kick vs. Carolina on Sept. 18 and a 58-yarder into the wind on the last play of overtime in the 20-20 tie vs. Washington on Dec. 4...Had touchbacks on 50 of 79 kickoffs (63.3%).
- Gano set a Giants record with 8 field goals of 50+ yards, one more than he had in 2021...Gano's 8 field goals of 50+ placed him in a 3-way tie for the league's 4th-highest total. Las Vegas' Daniel Carlson had 11, and Dallas' Brett Maher, Indianapolis' Chase McLaughlin and Baltimore's Justin Tucker all had 9. Gano tied Brandon McManus, then with Denver.
- Received his 5th career NFC Special Teams Player of the Week award – and his 2nd in as many years after a victory against Carolina – after kicking field goals of 36 and 33 yards in the first quarter and 51 and 56 yards in the 4th, the latter providing the game's decisive points with 3:34 remaining, in a 19-16 victory vs. the Panthers (9/18)...Gano has the only 2 games in Giants history in which a kicker boosted a pair of 50+ yard field goals in the 4th quarter or overtime. On 9/16/21, in Washington, he kicked 52 and 55-yarders – plus a 35-yarder – in the 4th.
- Tied the record for the longest field goal in Giants history with a

57-yarder at Dallas (11/24)...It was the longest field goal on the road in franchise history...Rosas kicked the Giants' only other 57-yarder, vs. Chicago on 12/2/18.

2021

- In 2021, Gano played in all 17 games for the Giants and made 29 of 33 attempts (87.9%) and all 17 of his extra point tries for 104 points...Gano entered the season with 30 consecutive field goal attempts and extended his streak to 37 before missing in Week 4.
- Kicked a career-high 5 field goals at Washington (9/16), including 2 from 50+ yards...His 5 field goals made were tied for the most made in a game by a kicker in 2021.
- Earned NFC Player of the Week honors vs. Carolina (10/24), when he made field goals of 49, 53 and 44 yards.

2020

- In his first season with the Giants in 2020, Gano had one of the finest seasons of his career and by a Giants kicker...Made 31 of 32 attempts, a .9687 percentage that is the 2nd-highest in Giants history...Gano's .9687 percentage was the highest among the 21 NFL kickers who attempted at least 25 field goals in 2020.
- Gano's only miss was on a 57-yard try at Chicago (9/20)...After the miss, he made his next 30 field goal attempts, breaking Josh Brown's previous team record of 29 from 2014-15...The record-setter was a 50-yard field goal in the 4th quarter vs. Dallas (1/3).
- Gano tied an NFL record by becoming the first player in Giants history to kick 3 field goals of 50 or more yards in a game at Dallas (10/11)...He kicked field goals of 55, 50 and 54 yards, plus a 28-yarder.
- Received his 3rd career NFC Special Teams Player of the Week award for his contributions to the team's victory in Washington (11/8), where he kicked field goals of 38, 48 and 42 yards and 3 of his 6 kickoffs were touchbacks.

2019

- In 2019, Gano did not play football because of an injury he suffered in practice to his left (plant) leg the previous year.

2018

- In 2018, played in 12 games for Carolina before going on injured reserve...Converted 30 of 33 PAT attempts and 14 of 16 field goal tries for 72 points.
- Kicked 3 extra points and a season-high 4 field goals, including a game-winning, franchise-record 63-yarder vs. the Giants (10/7), a performance that earned him the NFC Special Teams Player of the Week and NFC Special Teams Player of the Month for October.

2017

- In 2017, played in all 16 regular season games and one postseason game...Converted 29 of 30 field goal attempts for a then career high 96.7%...Turned 70 of 83 kickoffs into touchbacks, a career-best and franchise-record 84.8%...Scored 121 total points (29 field goals, 34 PATs), his 5th consecutive 100-point season.

2016

- In 2016, finished with 121 points...Kicked 30 field goals for the 2nd consecutive season...Took over punting duties for an injured Andy Lee vs. Kansas City (11/13)...Punted 4 times for 180 yards with a long of 54.

2015

- In 2015, tied for 2nd in the NFL with a Carolina-record 146 points...Kicked 30 field goals, the 5th-highest total in the NFL and the 3rd-most in a single season in Panthers history...Added a

career-high 56 extra points on 59 attempts.

- Named NFC Special Teams Player of the Month for November after leading the NFL in scoring (62 points) and field goals (15).
- Scored a career postseason high 22 points with 4 field goals and 10 extra points in 3 games...Booted a 39-yard field goal and one extra point in Carolina's loss to Denver in Super Bowl 50.

2014

- In 2014, made 29 of 35 (82.9%) field goal attempts and all 34 extra point tries for a Panthers-leading 121 points.

2013

- In 2013, played all 16 games for Carolina...Converted 24 of 27 (88.9%) field goal attempts and all 42 extra point tries for a team-leading 114 points...Led the NFL with a 79.7 touchback percentage (63 of 79).

2012

- In 2012, played in six games in his first season with the Panthers...Finished 2nd on the team with 47 points.

2011

- In 2011, played 16 games in his final season in Washington and led the team with 118 points...His 31 field goals equaled the 2nd-most in franchise history.

2010

- In 2010, hit 24 of 35 field goal attempts and all 28 PATs for 100 points...Named NFC Special Teams Player of the Week in Week 16 after kicking 2 extra points and 2 field goals, including the game-winning 31-yarder in overtime, at Jacksonville (12/26).

2009

- In his first NFL season in 2009, played in four games for Washington and made all 4 of his field goal attempts and 6 of 7 extra point tries for 18 points...Kicked 2 field goals, including a season-long 46-yarder, in his NFL debut at Oakland (12/13/09).

COLLEGE

- Gano was inducted into the Florida State Athletics Hall of Fame in 2022...Played in 40 games at FSU...Served as Seminoles' placekicker for just one season.
- In 2008, earned the Lou Groza Award as the nation's top kicker and 2nd-team All-America honors as a senior in 2008...Converted 24 of 26 field goal attempts, including 18 in a row, with a long of 53 yards...Finished first in the Football Bowl Subdivision with 24 field goals, 92.3 percent conversion rate and 5 field goals of 50 yards or more despite not playing in the first 2 games after tearing the meniscus in his right knee 2 weeks prior to the opener...Only two misses were from 50 and 52 yards... Led the nation's kickers and Atlantic Coast Conference in scoring with 105 points.
- Handled punting duties for three seasons...Averaged 42.1 yards on 148 punts with a long of 64 yards.

OFF-THE-FIELD ACTIVITY

- Honored as the New York Giants 2023 Hometown Hero at the United Way of New York City's Gridiron Gala which raised more than \$2 million for United Way Programming...Honored as the New York Giants 2023 Salute to Service Award Recipient... Participated in Jingle Jam, where he helped spread holiday joy to more than 500 New Jersey foster children, spending time with them and assisting with the gift distribution... After the team practice in Germany prior to the Sunday game, met with the 120 students that participated in the NFL Flag clinic... Met with members from the Wounded Warriors Project during their visit to the Quest Diagnostics Training Center to watch practice and enjoy a day with the Giants.

PERSONAL

- Gano and his wife, Brittany, have five children: Bryson, Ryder, Kayden, Riley, and Brynlee.
- Carolina's Ed Block Courage Award Winner in 2017.
- Majored in criminal justice at Florida State.
- Attended J.M. Tate High School in Cantonment, FL.

MAIN TRANSACTIONS

- Originally signed as a rookie free agent by the Baltimore Ravens on 5/8/09.
- Waived by Baltimore on 9/5/09 and signed as a free agent by Washington on 12/8/09.
- Waived by Washington on 8/28/12.
- Signed as a free agent by the Carolina Panthers on 11/20/12.
- Released by Carolina on 7/30/20.
- Signed as a free agent by the Giants on 8/19/20.

GRAHAM GANO'S NFL REGULAR SEASON KICKING STATISTICS

DATE	TEAM	GP	FGM	FGA	PCT.	LG	XP	XPA	PCT.	BLK	PTS
2009	Commanders	4	4	4	100.0	46	6	7	85.7	0	18
2010	Commanders	16	24	35	68.6	49	28	28	100.0	1	100
2011	Commanders	16	31	41	75.6	59	25	26	96.2	5	118
2012	Panthers	6	9	11	81.8	51	20	21	95.2	0	47
2013	Panthers	16	24	27	88.9	55	42	42	100.0	1	114
2014	Panthers	16	29	35	82.9	53	34	34	100.0	1	121
2015	Panthers	16	30	36	83.3	52	56	59	94.9	4	146
2016	Panthers	16	30	38	78.9	54	31	34	91.2	0	121
2017	Panthers	16	29	30	96.7	48	34	37	91.9	0	121
2018	Panthers	12	14	16	87.5	63	30	33	90.9	0	72
2019	Panthers	0	0	0	0.0	0	0	0	0.0	0	0
2020	Giants	16	31	32	96.9	55	21	23	91.3	0	114
2021	Giants	17	29	33	87.9	55	17	17	100.0	0	104
2022	Giants	17	29	32	90.6	57	32	34	94.1	1	119
2023	Giants	8	11	17	64.7	57	8	8	100.0	1	41
2024	Giants	10	9	11	81.8	53	15	15	100.0	1	42
2025	Giants	3	6	6	100.0	55	4	4	100.0	0	22
NFL TOTALS		205	339	404	83.9	63	403	422	95.5	15	1,420

GRAHAM GANO'S NFL POSTSEASON KICKING STATISTICS

DATE	TEAM	GP	FGM	FGA	PCT.	LG	XP	XPA	PCT.	BLK	PTS
2013	Panthers	1	1	1	100.0	24	1	1	100.0	0	4
2014	Panthers	2	3	4	75.0	47	5	5	100.0	0	14
2015	Panthers	3	4	5	80.0	48	10	10	100.0	0	22
2017	Panthers	1	4	5	80.0	58	2	2	100.0	0	14
2022	Giants	2	1	1	100.0	25	5	5	100.0	0	8
NFL TOTALS		9	13	16	81.3	58	23	23	100.0	0	62

GRAHAM GANO'S NFL REGULAR SEASON FIELD-GOAL ACCURACY STATISTICS

DATE	TEAM	1-19	PCT.	20-29	PCT.	30-39	PCT.	40-49	PCT.	50+	PCT.
2009	Commanders	0-0	0.0	2-2	100.0	0-0	0.0	2-2	100.0	0-0	0.0
2010	Commanders	1-1	100.0	8-10	80.0	4-7	57.1	11-14	78.6	0-3	0.0
2011	Commanders	0-0	0.0	14-15	93.3	5-9	55.6	8-11	72.7	4-6	66.7
2012	Panthers	0-0	0.0	3-3	100.0	3-3	100.0	2-3	66.7	1-2	50.0
2013	Panthers	0-0	0.0	9-9	100.0	4-5	80.0	5-7	71.4	6-6	100.0
2014	Panthers	0-0	0.0	7-7	100.0	12-13	92.3	9-12	75.0	1-3	33.3
2015	Panthers	1-1	100.0	10-10	100.0	4-5	80.0	13-16	81.3	2-4	50.0
2016	Panthers	0-0	0.0	4-4	100.0	9-11	81.8	14-17	82.4	3-6	50.0
2017	Panthers	0-0	0.0	8-8	100.0	11-11	100.0	10-10	100.0	0-1	0.0
2018	Panthers	0-0	0.0	3-3	100.0	4-5	80.0	4-4	100.0	3-4	75.0
2019	Panthers	0-0	0.0	0-0	0.0	0-0	0.0	0-0	0.0	0-0	0.0
2020	Giants	0-0	0.0	4-4	100.0	13-13	100.0	9-9	100.0	5-6	83.3
2021	Giants	0-0	0.0	5-5	100.0	12-13	92.3	5-5	100.0	7-10	70.0
2022	Giants	0-0	0.0	2-2	100.0	9-10	90.0	10-11	90.9	8-9	88.9
2023	Giants	0-0	0.0	2-2	100.0	3-5	60.0	3-6	50.0	3-4	75.0
2024	Giants	0-0	0.0	2-2	100.0	1-2	50.0	4-5	80.0	2-2	100.0
2025	Giants	0-0	0.0	2-2	100.0	3-3	100.0	0-0	0.0	1-1	100.0
NFL TOTALS		2-2	100.0	85-88	96.6	97-115	84.3	109-132	82.6	46-67	68.7

GRAHAM GANO'S NFL POSTSEASON FIELD-GOAL ACCURACY STATISTICS											
DATE	TEAM	1-19	PCT.	20-29	PCT.	30-39	PCT.	40-49	PCT.	50+	PCT.
2013	Panthers	0-0	0.0	1-1	100.0	0-0	0.0	0-0	0.0	0-0	0.0
2014	Panthers	0-0	0.0	0-0	0.0	2-2	100.0	1-2	50.0	0-0	0.0
2015	Panthers	0-0	0.0	1-1	100.0	1-1	100.0	2-3	66.7	0-0	0.0
2017	Panthers	0-0	0.0	2-3	66.7	1-1	100.0	0-0	0.0	1-1	100.0
2022	Giants	0-0	0.0	1-1	100.0	0-0	0.0	0-0	0.0	0-0	0.0
NFL TOTALS		0-0	0.0	5-6	83.3	4-4	100.0	3-5	60.0	1-1	100.0

GANO'S REGULAR SEASON TOUCHBACKS STATISTICS				
DATE	TEAM	KO	TB	PCT
2009	WAS	16	3	18.8
2010	WAS	71	9	12.7
2011	WAS	70	32	45.7
2012	CAR	35	20	57.1
2013	CAR	79	63	79.7
2014	CAR	79	61	77.2
2015	CAR	102	69	67.6
2016	CAR	85	63	74.1
2017	CAR	82	70	85.4
2018	CAR	61	47	77.0
2020	NYG	70	30	42.9
2021	NYG	64	27	42.2
NFL TOTALS		814	494	60.7

GANO'S POSTSEASON TOUCHBACKS STATISTICS				
DATE	TEAM	KO	TB	PCT
2013	CAR	3	3	100.0
2014	CAR	9	5	55.6
2015	CAR	18	11	61.1
2017	CAR	6	6	69.5
NFL TOTALS		36	25	

SINGLE-GAME HIGHS: KICKER			
Field Goals Made	5 at Washington Football Team, Sep 16, 2021	PAT Attempts	6 vs. Indianapolis Colts, Dec 29, 2024
Field Goal Attempts	6 at Tennessee Titans, Nov 21, 2010		...3 more at 6.
Longest Field Goals Made	63 vs. New York Giants, Oct 07, 2018	Points	17 at Washington Football Team, Sep 16, 2021
Longest Field Goal Attempts	63 vs. New York Giants, Oct 07, 2018	Special Teams Tackles	2 vs. Minnesota Vikings, Dec 24, 2011
	...1 more at 63.	Kickoff Average	70.3 at Oakland Raiders, Dec 13, 2009
PATs Made	6 vs. Indianapolis Colts, Dec 29, 2024	Touchbacks	8 vs. Indianapolis Colts, Dec 29, 2024
	...2 more at 6.		

SINGLE-GAME HIGHS - POSTSEASON: KICKER			
Field Goals Made	4 at New Orleans Saints, Jan 07, 2018	Points	14 at New Orleans Saints, Jan 07, 2018
Field Goal Attempts	5 at New Orleans Saints, Jan 07, 2018	Special Teams Tackles	1 vs. Arizona Cardinals, Jan 03, 2015
Longest Field Goals Made	58 at New Orleans Saints, Jan 07, 2018	Kickoff Average	66.3 vs. Arizona Cardinals, Jan 24, 2016
Longest Field Goal Attempts	58 at New Orleans Saints, Jan 07, 2018	Extra Point Attempt Percentage	100.0 vs. Arizona Cardinals, Jan 24, 2016
PATs Made	5 vs. Arizona Cardinals, Jan 24, 2016	Field Goal Percentage	80.0 at New Orleans Saints, Jan 07, 2018
PAT Attempts	5 vs. Arizona Cardinals, Jan 24, 2016	Touchbacks	7 vs. Arizona Cardinals, Jan 24, 2016

2025 GAME-BY-GAME REGULAR-SEASON STATISTICS (GIANTS)												
		FIELD GOALS				EXTRA POINTS						
DATE	OPPONENT	P	FGM	FGA	PCT	LG	XP	XPA	PCT	BLK	PTS	W/L
09/07	at Commanders	P	2	2	100.0	55	0	0	0.0	0	6	L
09/14	at Cowboys	P	3	3	100.0	38	4	4	100.0	0	13	L
09/21	Chiefs	P	1	1	100.0	25	0	0	0.0	0	3	L
2025 TOTALS		3	6	6	100.0	55	4	4	100.0	0	22	0-3
+ - Overtime												



ELIJAH GARCIA

DL #90

HEIGHT: 6-5
WEIGHT: 302 lbs
COLLEGE: RICE
HOW ACQUIRED: FA-'24
NFL EXP.: 2 YEARS
GIANTS EXP.: 1 YEAR



2025 SEASON HIGHLIGHTS

- Elevated from the practice squad for Weeks 1,2 and 3...At Dallas in Week 2, recorded the second sack of his career.

CAREER HIGHLIGHTS

- In four seasons with Denver and the Giants, Garcia has played in 10 games with four starts...Career totals include 20 tackles (8 solo), 2 tackles for loss, 2.0 sacks, 3 quarterback hits, 1 forced fumble and 1 fumble recovery.
- In his first season with the Giants in 2024, played in five games with three starts...Totaled 14 tackles (5 solo), 2 tackles for loss, 1 quarterback hit and 1 fumble recovery...Made his Giants debut and first career start, and totaled a career-high 5 tackles vs. New Orleans (12/8)...Recorded 3 tackles and 1 fumble recovery vs. Indianapolis (12/29).
- In 2023, played in three games with Denver...Tallied 4 tackles, 1.0 sack and 1 quarterback hit...Recorded his first career sacks, taking down Jets' quarterback Zach Wilson (10/8).
- In 2022, played in two games and recorded 1 tackle.

COLLEGE

- Spent five seasons at Rice from 2017-21...Played in 51 games with 27 starts...Career totals include 190 tackles (76 solo), 15 tackles for loss, 6.5 sacks, 4 passes defended, one forced fumble and one fumble recovery.
- In 2021, played in 12 games...Recorded 67 tackles, 6 tackles for loss, 5.0 sacks, 2 passes defended and 1 fumble recovery...Earned all-conference honors after notching career-best marks in tackles, sacks, sack yards and tackles for loss.
- In 2020, played in five games in a shortened season due to COVID-19...Tallied 28 tackles and 1 pass defended...Averaged the second-highest tackles per game mark (5.8) among Conference-USA defensive lineman.
- In 2019, played in 12 games...Recorded 50 tackles, 4 tackles for loss, a half sack and 1 forced fumble.
- In 2018, played in 13 games...Finished the season with 40 tackles, 4 tackles for loss, 1.0 sack and 1 pass defended.

- As a redshirt freshman in 2017, played in nine games...Made his collegiate debut vs. Stanford in Sydney, Australia...Opted to redshirt in 2016.

OFF-THE-FIELD ACTIVITY

- Partnered with the American Heart Association to encourage students to be active for 60 minutes a day while creating healthy habits and presented the school with a \$1,500 equipment grant at Prospect Park Elementary School in Prospect Park, NJ.... Participated in Jingle Jam, where he helped spread holiday joy to more than 500 New Jersey foster children, spending time with them and assisting with the gift distribution... Represented the Special Olympics of New Jersey during Week 13 of the NFL season for My Cause My Cleats... After the team practice in Germany prior to the Sunday game, met with the 120 students that participated in the NFL Flag clinic... Met with members from the Wounded Warriors Project during their visit to the Quest Diagnostics Training Center to watch practice and enjoy a day with the Giants.

PERSONAL

- Earned a bachelor's degree in Sport Management.
- Three-year letterman at Stevens High School in San Antonio...Selected All-District 27-6A and named Second-team All-San Antonio area as a senior...Totaling 100 tackles, 6.0 sacks and eight hurries in his senior season.
- Parents are Candido and Stephanie Garcia...Has one sister.

MAIN TRANSACTIONS

- Originally signed as a rookie free agent by the Los Angeles Rams 5/4/22.
- Released by the Rams on 8/30/22 and signed to their practice squad on 8/31/22.
- Signed by the Denver Broncos on 12/7/22.
- Released by Denver on 8/27/24.
- Signed to the Giants' practice squad on 8/29/24 and to their active roster on 12/7/24.

ELIJAH GARCIA'S NFL REGULAR SEASON DEFENSIVE STATISTICS

				TACKLES								INTERCEPTIONS							O. FUMB				ST						MISC	
DATE	TEAM	GP	GS	TK	S	A	TFL	YDS	SK	YDS	QBH	NO	YDS	LG	TD	PD	FF	FR	TD	YDS	TK	S	A	FF	FR	S	A			
2022	Rams	0	0	0	0	0	0	0	0.0	0.0	0	0	0	0	0	0	0	0	0	0	0	0	0	0	0	0	0			
2023	Broncos	3	0	4	1	3	0	0	1.0	4.0	1	0	0	0	0	0	1	0	0	0	0	0	0	0	0	0	0			
2024	Giants	5	4	14	5	9	2	3	0.0	0.0	1	0	0	0	0	0	0	1	0	0	0	0	0	0	0	0	0			
2025	Giants	3	0	4	2	2	1	9	1.0	9.0	1	0	0	0	0	0	0	0	0	0	0	0	0	0	0	0	0			
NFL TOTALS		11	4	22	8	14	3	12	2.0	13.0	3	0	0	0	0	0	1	1	0	0	0	0	0	0	0	0	0			

SINGLE-GAME HIGHS: DEFENSIVE

Total Tackles	5 vs. New Orleans Saints, Dec 08, 2024	Fumble Recoveries	1 vs. Indianapolis Colts, Dec 29, 2024
Solo Tackles	2 vs. Baltimore Ravens, Dec 15, 2024	Tackles For Loss	1 at Atlanta Falcons, Dec 22, 2024
Sacks	1.0 vs. New York Jets, Oct 08, 2023		

2025 GAME-BY-GAME REGULAR-SEASON STATISTICS (GIANTS)

			TACKLES								INTERCEPTIONS					O. FUMB				ST				MISC					
DATE	OPPONENT	P/S	TK	S	A	SK	YDS	TFL	YDS	QBH	NO	YDS	LG	TD	PD	FF	FR	TD	YDS	TK	S	A	FF	FR	S	A	W/L	SCORE	
09/07	at Commanders	P	1	1	0	0.0	0.0	0	0	0	0	0	0	0	0	0	0	0	0	0	0	0	0	0	0	0	L	6-21	
09/14	at Cowboys	P	1	1	0	1.0	9.0	1	9	1	0	0	0	0	0	0	0	0	0	0	0	0	0	0	0	0	L	37-40+	
09/21	Chiefs		PRACTICE SQUAD																									L	9-22
2025 TOTALS		2-0	2	2	0	1.0	9.0	1	9	1	0	0	0	0	0	0	0	0	0	0	0	0	0	0	0	0	0-3		
+ - Overtime																													



JAMIE GILLAN

P #12

HEIGHT: 6-1
WEIGHT: 207 lbs
COLLEGE: ARKANSAS-PINE BLUFF
HOW ACQUIRED: FA-'22
NFL EXP.: 7 YEARS
GIANTS EXP.: 4 YEARS



HONORS

- AFC Special Teams Player of the Week: 2019 Week 2
- AFC Special Teams Player of the Month: September 2019
- NFC Special Teams Player of Week: 2023 Week 18

CAREER HIGHLIGHTS

- Has played in 94 regular-season games and four postseason games for Cleveland and the Giants...In the regular season, he has a 45.3-yard gross average and a 40.6-yard net average on 392 punts, including a long kick of 74 yards, 147 punts inside the 20 and 26 touchbacks...Has kicked a 40-yard field goal on 2 attempts, 3 kickoffs, 2 rushing attempts for minus-2 yards and 1 fumble recovery.
- In the postseason, has a 42.8-yard gross average and a 41.1-yard net average on 14 punts, including a long kick of 48 yards and 5 punts inside the 20.
- In 2024, played in 13 games...Missed four games with a hamstring injury...Punted 56 times for a 43.7 gross average and a 40.6-yard net average including 27 punts inside the 20-yard line, a 48.2% rate that was the highest of his career.
- In 2023, punted a career-high 95 times for a 46.0-yard gross average and a career-best and 42.3-yard net average...He had only 4 touchbacks...Placed a career-high and Giants record 35 punts inside the 20-yard line...Gillan's 95 punts and 35 inside were each the league's 3rd-highest total...Named NFC Special Teams Player of the Week for his outstanding performance in a victory vs. Philadelphia (1/7)...Gillan averaged 46.5 gross yards and 44.0 net yards on 5 punts...Four of Gillan's punts were downed or fair caught inside the 20-yard line...Gillan's longest kick was 55 yards.
- In 2022, played in all 17 regular-season games and both Giants postseason games...Punted a 74 times for a 46.8-yard gross average and a 40.1-yard net average...Placed 26 punts inside the 20-yard line and had 9 touchbacks...In the postseason, averaged 43.7 yards on 7 punts, none of which were returned.
- In 2021, played in 12 games for the Browns...Punted 42 times for a 43.9-yard gross average and a 39.5-yard net average...Longest punt was 65 yards...Placed 15 punts inside the 20-yard line and had one touchback.
- In 2020, played in all 16 regular-season games for the second consecutive season and in two postseason games...Recorded a 44.0-yard gross average and a 38.3-yard net average on 51 punts.
- As a rookie in 2019, played in all 16 games...Finished with career-high totals of 63 punts, a 46.2-yard gross average, a Browns-record 41.6-yard net average, 28 punts inside the 20 (5th in Browns history) and 5 touchbacks.

NOTES TO KNOW

- Gillan's 41.1-yard career net punting average is the highest in

Giants history (since 1976, when it became an official statistic)...Riley Dixon is second at 40.6.

- Gillan holds the franchise's single-season net punting averages at 42.3 in 2023.
- Tied for the 2nd-longest punt in franchise history...Booted a 74-yard punt vs. New England (11/26/23)...Was the longest punt by a Giant since Rodney Williams' franchise record 90-yarder at Denver on 9/10/01.
- Selected to the 2019 PFWA All-Rookie team...Set Browns single-season net punting record with a 41.6-yard average in 2019.

COLLEGE

- Selected first-team all-Southwest Conference as a punter in 2017-18 and as a kicker in 2018 at Arkansas-Pine Bluff...In 43 games in four seasons, Gillan averaged 42.2 yards on 214 punts...Converted 46 of 74 field goal attempts (62.2%) and 77 of 85 PATs (90.6%) for 215 points.
- As a senior in 2018, tied his career high with 71 punts and averaged 42.5 yards, including a career-long 80-yard kick
- Averaged a career-best 43.4 yards on 59 kicks in 2017.
- Rushed for 52 yards on 5 career attempts...Added 13 tackles.

OFF-THE-FIELD ACTIVITY

- Attended The Giants Foundation Golf Classic which raised over \$400,000 for The Giants Foundation...Met with members from the Wounded Warriors Project during their visit at the Quest Diagnostic Training Facility to watch practice and enjoy a day with the Giants...Collected toys from fans and distributed them to children at Valley Hospital for the holidays...After the team practice in Germany prior to the Sunday game, met with the 120 students that participated in the NFL Flag clinic...Met with members from the Wounded Warriors Project during their visit to the Quest Diagnostics Training Center to watch practice and enjoy a day with the Giants.

PERSONAL

- Native of Inverness, Scotland who moved to the United States as a teenager...Nicknamed "The Scottish Hammer" by his high school football coach...Grew up playing rugby and played for Highland Rugby Club, before attending and playing rugby for Merchiston Castle School in Edinburgh...Did not play football until midway through his senior season at Leonardtown (Md.) High School...Wants to play rugby professionally after his NFL career.
- Earned a full scholarship to Arkansas-Pine Bluff after a friend submitted his highlight tape without his knowledge after seeing a Facebook post looking for a kicker after Arkansas-Pine Bluff had de-committed...Earned a degree in physical education from Arkansas-Pine Bluff
- Father, Colin, was a longtime member of the Royal Air Force.

MAIN TRANSACTIONS

- Originally signed as an undrafted free agent by the Cleveland Browns on 5/3/19.

- Released by Cleveland on 12/22/21.
- Signed to the Buffalo Bills' practice squad on 12/24/21.
- Released by Buffalo on 1/31/22.
- Signed as a free agent by the New York Giants on 2/7/22.

JAMIE GILLAN'S NFL REGULAR SEASON PUNTING STATISTICS													
DATE	TEAM	GP	NO.	YDS.	AVG.	OPP. RET.	YDS.	NET YDS.	AVG.	TB	IN20	LG	BK
2019	Browns	16	63	2,913	46.2	20	151	2,662	41.6	5	28	71	1
2020	Browns	16	51	2,244	44.0	25	229	1,955	38.3	3	14	59	0
2021	Browns	12	42	1,842	43.9	30	162	1,660	39.5	1	15	65	0
Went from Cleveland to Buffalo.													
2021	Bills	0	0	0	0.0	0	0	0	0.0	0		0	0
2021	TOTAL	12	42	1,842	43.9	30	162	1,660	39.5	1	15	65	0
2022	Giants	17	74	3,463	46.8	28	277	3,006	40.1	9	26	69	1
2023	Giants	17	95	4,372	46.0	39	270	4,022	42.3	4	35	74	0
2024	Giants	13	56	2,448	43.7	26	135	2,273	40.6	2	27	67	0
2025	Giants	3	11	483	43.9	4	6	437	39.7	2	2	65	0
NFL TOTALS		94	392	17,765	45.3	172	1,230	16,015	40.6	26	147	74	2

JAMIE GILLAN'S NFL POSTSEASON PUNTING STATISTICS													
DATE	TEAM	GP	NO.	YDS.	AVG.	OPP. RET.	YDS.	NET YDS.	AVG.	TB	IN20	LG	BK
2020	Browns	2	7	293	41.9	3	24	269	38.4	0	3	48	0
2021	Bills	0	0	0	0.0	0	0	0	0.0	0		0	0
2022	Giants	2	7	306	43.7	1	0	306	43.7	0	2	48	0
NFL TOTALS		4	14	599	42.8	4	24	575	41.1	0	5	48	0

Additional statistics: 2019 – 2 kickoffs; 2020 – 1 kickoff, 1 field goal attempt (61 yards, short), 1 rushing attempt for -2 yards; 2021 – 1 rushing attempt for 0 yards, 1 fumble recovery; 2022 - 1 kickoff, 1 fumble, 2 rushing attempts for -3 yards; 2023 - 1 field goal attempt (40 yards, good), 1 kickoff; 2024 - 3 kickoffs, 2 touchbacks, 1 extra point attempt (missed).

SINGLE-GAME HIGHS: PUNTER

Punts	13 vs. New York Jets, Oct 29, 2023	Longest Punts	74 vs. New England Patriots, Nov 26, 2023
Gross Punting Yards	549 vs. New York Jets, Oct 29, 2023	Inside the 20	5 vs. New York Jets, Oct 29, 2023
Gross Punting Avg	56.7 at San Francisco 49ers, Oct 07, 2019		...2 more at 5.
Net Punting Yards	529 vs. New York Jets, Oct 29, 2023	Rush Attempts	1 vs. Philadelphia Eagles, Dec 11, 2022
Net Punting Avg	51.5 at Cincinnati Bengals, Dec 29, 2019		...3 more at 1.
		Special Teams Tackles	1 vs. Dallas Cowboys, Sep 26, 2022
			...4 more at 1.

SINGLE-GAME HIGHS - POSTSEASON: PUNTER

Punts	5 at Philadelphia Eagles, Jan 21, 2023	Net Punting Avg	43.2 at Philadelphia Eagles, Jan 21, 2023
	...1 more at 5.	Longest Punts	48 at Philadelphia Eagles, Jan 21, 2023
Gross Punting Yards	216 at Philadelphia Eagles, Jan 21, 2023		...1 more at 48.
Gross Punting Avg	43.2 at Philadelphia Eagles, Jan 21, 2023	Inside the 20	2 at Pittsburgh Steelers, Jan 10, 2021
Net Punting Yards	216 at Philadelphia Eagles, Jan 21, 2023		

2025 GAME-BY-GAME REGULAR-SEASON STATISTICS (GIANTS)

DATE	OPPONENT		NO.	YDS.	AVG.	OPP. RET.	YDS.	NET YDS.	AVG	TB	IN20	LG	BK	W/L	SCORE
09/07	at Commanders	P	6	287	47.8	2	0	247	41.2	2	0	65	0	L	6-21
09/14	at Cowboys	P	3	135	45.0	1	2	133	44.3	0	0	50	0	L	37-40+
09/21	Chiefs	P	2	61	30.5	1	4	57	28.5	0	2	33	0	L	9-22
2025 TOTALS		3	11	483	43.9	4	6	437	39.7	2	2	65	0	0-3	

+ - Overtime



CHAUNCEY GOLSTON

DL #57

HEIGHT: 6-5
WEIGHT: 277 lbs
COLLEGE: IOWA
HOW ACQUIRED: FA-'25
NFL EXP.: 5 YEARS
GIANTS EXP.: 1 YEAR



CAREER HIGHLIGHTS

- Golston has played in 66 games and made 16 starts...Career stats include 132 tackles, 17 quarterback hits, 9.0 sacks, 8 tackles for loss, 7 passes defended, 2 fumble recoveries and 1 forced fumble...Spent the first four seasons of his career with the Dallas Cowboys (2021-24).
- Had his most productive season in 2024 after playing in all 17 games (13 starts)...Recorded 56 tackles, 8 quarterback hits, 5.5 sacks, 5 passes defended, 5 tackles for loss, 1 interception and 1 fumble recovery...Intercepted Commanders QB Jayden Daniels in Week 12 at Washington...Became the first Cowboys defensive lineman with an interception since DeMarcus Lawrence vs. Washington (12/26/21)...Totaled a career-high 1.5 sacks in Week 18 vs. Washington (1/5/24).
- In 2023, made three starts across 17 games...Finished with 21 tackles, 3 quarterback hits, 1.5 sacks, 1 tackle for loss and 1 forced fumble.
- Played in 15 games in 2022 and collected 22 tackles, 2 quarterback hits, 2 tackles for loss, 1.0 sack and 1 pass defended.
- During his rookie season in 2021, played in 15 games and finished with 32 tackles, 4 quarterback hits, 1 pass defended, 1 fumble recovery and 1.0 sack.

COLLEGE

- Spent four seasons at Iowa from 2017-20...Produced career totals of 129 tackles, 27 tackles for loss, 12 sacks, 7 pass breakups, 3 interceptions and 1 forced fumble.
- Played in eight games (eight starts) in 2020...Finished his senior season with 45 tackles, 8.5 tackles for loss, 5.5 sacks, 1 forced fumble, 1 pass breakup and 1 interception.
- In 2019, earned honorable mention All-Big Ten by the league coaches and media...Totaled 47 tackles, 9.5 tackles for loss, 5 pass breakups, 3.0 sacks and 1 interception.

PERSONAL

- A three-star prospect coming out of East English Village Prep in Detroit...Earned first-team all-state, all-metro and all-city as a senior...Voted a team captain as a junior and senior.
- Is the son of Linda Golston.

MAIN TRANSACTIONS

- Originally a 3rd-round (84th overall) selection by the Dallas Cowboys in 2021.
- Signed as a free agent by the New York Giants on 3/13/25.

CHAUNCEY GOLSTON'S NFL REGULAR SEASON DEFENSIVE STATISTICS

				TACKLES								INTERCEPTIONS						O. FUMB				ST				MISC	
DATE	TEAM	GP	GS	TK	S	A	TFL	YDS	SK	YDS	QBH	NO	YDS	LG	TD	PD	FF	FR	TD	YDS	TK	S	A	FF	FR	S	A
2021	Cowboys	15	0	32	14	18	0	0	1.0	7.0	4	0	0	0	0	1	0	1	0	6	0	0	0	0	0	0	0
2022	Cowboys	15	0	22	13	9	2	2	1.0	2.0	2	0	0	0	0	1	0	0	0	0	0	0	0	0	0	0	0
2023	Cowboys	17	3	21	9	12	1	1	1.5	12.0	3	0	0	0	0	0	1	0	0	0	4	2	2	0	0	0	0
2024	Cowboys	17	13	56	30	26	5	26	5.5	33.5	8	1	18	18	0	5	0	1	0	0	0	0	0	0	0	0	0
2025	Giants	2	0	1	1	0	0	0	0.0	0.0	0	0	0	0	0	0	0	0	0	0	1	1	0	0	0	0	0
NFL TOTALS		66	16	132	67	65	8	29	9.0	54.5	17	1	18	18	0	7	1	2	0	6	5	3	2	0	0	0	0

CHAUNCEY GOLSTON'S NFL POSTSEASON DEFENSIVE STATISTICS

				TACKLES								INTERCEPTIONS						O. FUMB				ST					MISC	
DATE	TEAM	GP	GS	TK	S	A	TFL	YDS	SK	YDS	QBH	NO	YDS	LG	TD	PD	FF	FR	TD	YDS	TK	S	A	FF	FR	S	A	
2021	Cowboys	1	0	0	0	0	0	0	0.0	0.0	0	0	0	0	0	0	0	0	0	0	0	0	0	0	0	0	0	
2022	Cowboys	2	0	2	1	1	0	0	0.0	0.0	1	0	0	0	0	0	0	0	0	0	0	0	0	0	0	0	0	
2023	Cowboys	1	0	4	1	3	0	0	0.0	0.0	0	0	0	0	0	0	0	0	0	0	0	0	0	0	0	0	0	
NFL TOTALS		4	0	6	2	4	0	0	0.0	0.0	1	0	0	0	0	0	0	0	0	0	0	0	0	0	0	0	0	

SINGLE-GAME HIGHS: DEFENSIVE

Total Tackles	11 at Washington Commanders, Jan 08, 2023	Fumble Recoveries	1 at Carolina Panthers, Dec 15, 2024 ...1 more at 1.
Solo Tackles	6 at Washington Commanders, Jan 08, 2023	Tackles For Loss	1 vs. Detroit Lions, Oct 13, 2024 ...2 more at 1.
Sacks	1.5 vs. Washington Commanders, Jan 05, 2025	Interception Return Yards	18 at Washington Commanders, Nov 24, 2024
Passes Defensed	2 at Washington Commanders, Nov 24, 2024	Special Teams Tackles	1 at Dallas Cowboys, Sep 14, 2025 ...4 more at 1.
Forced Fumbles	1 at New York Giants, Sep 10, 2023	Longest Opp Fumble Return	6 at New England Patriots, Oct 17, 2021

SINGLE-GAME HIGHS - POSTSEASON: DEFENSIVE

Total Tackles	4 vs. Green Bay Packers, Jan 14, 2024	Solo Tackles	1 vs. Green Bay Packers, Jan 14, 2024
---------------	---------------------------------------	--------------	---------------------------------------

2025 GAME-BY-GAME REGULAR-SEASON STATISTICS (GIANTS)

			TACKLES								INTERCEPTIONS					O. FUMB				ST				MISC					
DATE	OPPONENT	P/S	TK	S	A	SK	YDS	TFL	YDS	QBH	NO	YDS	LG	TD	PD	FF	FR	TD	YDS	TK	S	A	FF	FR	S	A	W/L	SCORE	
09/07	at Commanders	P	0	0	0	0.0	0.0	0	0	0	0	0	0	0	0	0	0	0	0	0	0	0	0	0	0	0	L	6-21	
09/14	at Cowboys	P	1	1	0	0.0	0.0	0	0	0	0	0	0	0	0	0	0	0	0	1	1	0	0	0	0	0	L	37-40+	
09/21	Chiefs		ON INACTIVE LIST																					L	9-22				
2025 TOTALS		2-0	1	1	0	0.0	0.0	0	0	0	0	0	0	0	0	0	0	0	0	1	1	0	0	0	0	0	0-3		
+ - Overtime																													



ART GREEN
CB #23

HEIGHT: 6-2
WEIGHT: 200 lbs
COLLEGE: HOUSTON
HOW ACQUIRED: FA-'24
NFL EXP.: 2 YEARS
GIANTS EXP.: 2 YEARS



CAREER HIGHLIGHTS

- Green has played 12 games, all for the Giants...Produced 5 total tackles and added 1 forced fumble and 4 tackles on special teams.
- In 2024, made his career debut at Cleveland (9/22/24)...Recorded a career-high 4 tackles vs. Baltimore (12/15/24).
- Spent the entire 2023 season on Denver’s practice squad and did not see any game action.

COLLEGE

- Played in 34 games with 15 starts over three seasons for Houston (2020-22)...Career totals include 78 tackles, 3 tackles for loss, 15 passes defended and 3 interceptions.
- In 2022, played in 12 games with 11 starts...Was named second-team All-AAC...Named the Independence Bowl Defensive MVP for his 9-tackle performance against Louisiana-Lafayette (12/23/22).
- In 2021, played in 14 games producing 17 tackles (13 solo), 3 passes defended and 1 interception.
- During his freshman year in 2020, played in eight games.

- Prior to arriving at Houston, played two years at Hutchinson (Kansas) Community College, playing 18 games and recording 32 tackles, 11 passes defended and 8 interceptions.

PERSONAL

- Was a two-way player at Parkway Central High School in Chesterfield, Mo....Played both wide receiver and corner...Named all-metro by the St. Louis Post-Dispatch...Was a three-star prospect coming out of high school.

MAIN TRANSACTIONS

- Originally signed as a rookie free agent by the Denver Broncos on 5/12/23.
- Waived on 8/29/23 and signed to the Broncos’ practice squad on 8/31/23.
- Waived by Denver on 8/26/24 and signed to the New York Giants’ practice squad on 8/29/24.
- Signed to the Giants’ active roster on 11/6/24.

ART GREEN’S NFL REGULAR SEASON DEFENSIVE STATISTICS

				TACKLES							INTERCEPTIONS							O. FUMB				ST					MISC	
DATE	TEAM	GP	GS	TK	S	A	TFL	YDS	SK	YDS	QBH	NO	YDS	LG	TD	PD	FF	FR	TD	YDS	TK	S	A	FF	FR	S	A	
2023	Broncos	0	0	0	0	0	0	0	0.0	0.0	0	0	0	0	0	0	0	0	0	0	0	0	0	0	0	0	0	0
2024	Giants	9	0	5	4	1	0	0	0.0	0.0	0	0	0	0	0	0	0	0	0	0	2	1	1	1	1	0	0	0
2025	Giants	3	0	0	0	0	0	0	0.0	0.0	0	0	0	0	0	0	0	0	0	0	3	3	0	0	0	0	0	0
NFL TOTALS		12	0	5	4	1	0	0	0.0	0.0	0	0	0	0	0	0	0	0	0	0	5	4	1	1	1	0	0	0

SINGLE-GAME HIGHS: DEFENSIVE

Total Tackles 4 vs. Baltimore Ravens, Dec 15, 2024
Solo Tackles 4 vs. Baltimore Ravens, Dec 15, 2024

Special Teams Tackles 2 vs. Kansas City Chiefs, Sep 21, 2025

2025 GAME-BY-GAME REGULAR-SEASON STATISTICS (GIANTS)

DATE	OPPONENT	P/S	TACKLES					QBH	INTERCEPTIONS					O. FUMB				ST				MISC		W/L	SCORE
			TK	S	A	SK	YDS	TFL	YDS	NO	YDS	LG	TD	PD	FF	FR	TD	YDS	TK	S	A	FF	FR	S	A
09/07	at Commanders	P	0	0	0	0.0	0.0	0	0	0	0	0	0	0	0	0	0	0	0	0	0	0	0	L	6-21
09/14	at Cowboys	P	0	0	0	0.0	0.0	0	0	0	0	0	0	0	0	0	0	0	1	1	0	0	0	L	37-40+
09/21	Chiefs	P	0	0	0	0.0	0.0	0	0	0	0	0	0	0	0	0	0	0	2	2	0	0	0	L	9-22
2025 TOTALS		3-0	0	0	0	0.0	0.0	0	0	0	0	0	0	0	0	0	0	0	3	3	0	0	0	O-3	

+ - Overtime



NEVILLE HEWITT

LB #47

HEIGHT: 6-2
WEIGHT: 234 lbs
COLLEGE: MARSHALL
HOW ACQUIRED: FA-'25
NFL EXP.: 11 YEARS
GIANTS EXP.: 1 YEAR



NEVILLE HEWITT'S NFL REGULAR SEASON DEFENSIVE STATISTICS

				TACKLES								INTERCEPTIONS						O. FUMB				ST					MISC	
DATE	TEAM	GP	GS	TK	S	A	TFL	YDS	SK	YDS	QBH	NO	YDS	LG	TD	PD	FF	FR	TD	YDS	TK	S	A	FF	FR	S	A	
2015	Dolphins	16	2	32	22	10	3	8	0.0	0.0	1	1	0	0	0	3	0	0	0	0	7	5	2	0	0	0	0	
2016	Dolphins	16	5	57	35	22	4	24	1.0	9.0	1	0	0	0	0	1	0	1	0	0	7	5	2	0	0	0	0	
2017	Dolphins	6	0	0	0	0	0	0	0.0	0.0	0	0	0	0	0	0	0	0	0	0	1	1	0	0	0	0	0	
2018	Jets	16	4	28	18	10	1	9	1.5	12.0	4	0	0	0	0	0	0	0	0	0	11	8	3	0	0	0	0	
2019	Jets	12	12	72	42	30	6	23	3.0	18.0	8	2	13	9	0	5	0	0	0	0	3	2	1	0	0	0	0	
2020	Jets	16	16	131	89	42	6	16	2.0	14.0	4	0	0	0	0	4	1	1	0	17	3	2	1	0	0	0	0	
2021	Texans	17	5	51	32	19	1	3	0.0	0.0	1	0	0	0	0	0	0	0	0	0	9	5	4	0	0	0	0	
2022	Texans	14	0	4	3	1	1	2	0.0	0.0	0	0	0	0	0	0	0	0	0	0	10	7	3	1	0	0	0	
2023	Texans	16	0	1	0	1	0	0	0.0	0.0	0	0	0	0	0	0	0	0	0	0	13	8	5	0	0	0	0	
2024	Texans	17	4	49	26	23	0	0	0.0	0.0	1	1	45	45	0	3	2	0	0	0	10	5	5	0	0	0	0	
2025	Giants	1	0	0	0	0	0	0	0.0	0.0	0	0	0	0	0	0	0	0	0	0	2	2	0	0	0	0	0	
NFL TOTALS		147	48	425	267	158	22	85	7.5	53.0	20	4	58	45	0	16	3	2	0	17	76	50	26	1	0	0	0	

NEVILLE HEWITT'S NFL POSTSEASON DEFENSIVE STATISTICS

DATE	TEAM	GP	GS	TACKLES								INTERCEPTIONS						O. FUMB					ST					MISC	
				TK	S	A	TFL	YDS	SK	YDS	QBH	NO	YDS	LG	TD	PD	FF	FR	TD	YDS	TK	S	A	FF	FR	S	A		
2016	Dolphins	1	0	5	3	2	0	0	0.0	0.0	0	0	0	0	0	0	0	0	0	0	0	0	0	0	0	0			
2023	Texans	2	0	0	0	0	0	0	0.0	0.0	0	0	0	0	0	0	0	0	0	0	1	0	1	0	0	0			
2024	Texans	2	0	1	1	0	0	0	0.0	0.0	0	0	0	0	0	0	0	0	0	0	3	1	2	0	0	0			
NFL TOTALS		5	0	6	4	2	0	0	0.0	0.0	0	0	0	0	0	0	0	0	0	0	4	1	3	0	0	0	0		

SINGLE-GAME HIGHS: DEFENSIVE

Total Tackles	13 vs. Buffalo Bills, Oct 25, 2020	Tackles For Loss	2 at Seattle Seahawks, Dec 13, 2020
Solo Tackles	10 vs. Buffalo Bills, Oct 25, 2020		...1 more at 2.
Sacks	1.0 vs. Las Vegas Raiders, Dec 06, 2020	Interceptions	1 at Green Bay Packers, Oct 20, 2024
	...6 more at 1.0.		...3 more at 1.
Passes Defensed	2 at Green Bay Packers, Oct 20, 2024	Interception Return Yards	9 at Washington Redskins, Nov 17, 2019
	...1 more at 2.	Special Teams Tackles	3 vs. Pittsburgh Steelers, Oct 01, 2023
Forced Fumbles	1 at New York Jets, Oct 31, 2024		...1 more at 3.
	...2 more at 1.	Longest Opp Fumble Return	17 vs. Miami Dolphins, Nov 29, 2020
Fumble Recoveries	1 vs. Miami Dolphins, Nov 29, 2020		
	...1 more at 1.		

SINGLE-GAME HIGHS - POSTSEASON: DEFENSIVE

Total Tackles	5 at Pittsburgh Steelers, Jan 08, 2017	Special Teams Tackles	2 at Kansas City Chiefs, Jan 18, 2025
Solo Tackles	3 at Pittsburgh Steelers, Jan 08, 2017		

2025 GAME-BY-GAME REGULAR-SEASON STATISTICS (GIANTS)

			TACKLES							INTERCEPTIONS					O. FUMB				ST					MISC					
DATE	OPPONENT	P/S	TK	S	A	SK	YDS	TFL	YDS	QBH	NO	YDS	LG	TD	PD	FF	FR	TD	YDS	TK	S	A	FF	FR	S	A	W/L	SCORE	
09/21	Chiefs		PRACTICE SQUAD																									L	9-22
2025 TOTALS			0	0	0	0.0	0.0	0	0	0	0	0	0	0	0	0	0	0	0	0	0	0	0	0	0	0	0-1		



JEVÓN HOLLAND

S #8

(juh-VON)

HEIGHT: 6-1
WEIGHT: 207 lbs
COLLEGE: OREGON
HOW ACQUIRED: FA-'25
NFL EXP.: 5 YEARS
GIANTS EXP.: 1 YEAR



CAREER HIGHLIGHTS

- Holland is in fifth season in the NFL and has totaled 314 tackles, 26 passes defended, 10 quarterback hits, 9 tackles for loss, 5 forced fumbles, 5.0 sacks and 3 fumble recoveries across 63 games played...Began his career with the Miami Dolphins, where he played for four seasons (2021-24) and totaled 296 tackles, 25 passes defended, 10 quarterback hits, 9 tackles for loss, 5 interceptions, 5.0 sacks, 5 forced fumbles and 4 fumble recoveries.
- In 2024, started all 15 games he played in and finished with 62 tackles, 4 passes defended, 2 quarterback hits, 2 tackles for loss, 1.0 sack and 1 forced fumble.
- Played in 12 games (12 starts) in 2023 and recorded 73 tackles, 4 passes defended, 3 tackles for loss, 3 forced fumbles, 1 interception and 1 fumble recovery...In Week 1 at the Chargers, notched a career-high 14 tackles and 1 tackle for loss...Became the first Dolphins DB since Reshad Jones at Kansas City on Dec. 24, 2017, to produce 14+ tackles in a single game...Recorded 11 tackles in Week 2 to become the first Dolphins DB since Minkah Fitzpatrick in 2018 to record consecutive games with 10+ tackles...
- Started all 17 games for the Dolphins in 2022...Played in 1,129 defensive snaps for the Dolphins (98.69%), the most on the team...Ranked 4th on the team in tackles with 93...Also produced 7 passes defended, 2 interceptions, 1.5 sacks, 1 quarterback hit, 1 forced fumble and 1 tackle for loss.
- Saw action in 16 games and made 13 starts as a rookie in 2021...Finished with 68 tackles, 10 passes defended, 7 quarterback hits, 3 tackles for loss, 3 fumble recoveries and 2.5 sacks...His 10 passes defended tied Kader Kohou for the 5th-most by a Dolphins rookie.

NOTES TO KNOW

- In the NFL's first-ever Black Friday game (11/24/23) against the Jets, Holland intercepted Jets QB Tim Boyle on a first-half Hail Mary attempt and returned it 99 yards for a touchdown...It marked the longest interception returned for a touchdown by a Dolphin since S Brock Marion vs. Buffalo on 1/6/02.

COLLEGE

- Spent two seasons at Oregon (2018-19)...Was one of four players to record 4+ interceptions in both 2018 and 2019...Was the first Oregon player to lead the team in interceptions in consecutive years since 2006-07.
- Named second-team All-Pac-12 by the AP in 2019 after posting 66 tackles, 4.5 tackles for loss and 4 interceptions...Also returned 16 punts for 244 yards with a long return of 81 yards.
- As a freshman, tied for 10th in the nation with a team-high 5 interceptions...Added 44 tackles and 11 passes defended.

PERSONAL

- Born in Coquitlam, British Columbia, Canada...Was raised in the San Francisco area.
- His father, John Robert Holland, and his brother, Jamirr Holland, both played in the CFL.
- Attended Bishop O'Dowd High School in Oakland, California...Rated the 2nd-best athlete by ESPN...Was a consensus four-star prospect by all major outlets...Played both wide receiver and cornerback.

MAIN TRANSACTIONS

- Originally a 2nd-round (36th pick overall) draft choice by the Miami Dolphins in 2021.
- Signed as a free agent by the New York Giants on 3/13/25.

JEVÓN HOLLAND'S NFL REGULAR SEASON DEFENSIVE STATISTICS

DATE	TEAM	GP	GS	TACKLES								QBH	INTERCEPTIONS					O. FUMB				ST				MISC	
				TK	S	A	TFL	YDS	SK	YDS	NO		YDS	LG	TD	PD	FF	FR	TD	YDS	TK	S	A	FF	FR	S	A
2021	Dolphins	16	13	68	47	21	3	19	2.5	24.0	7	2	0	0	0	10	0	2	0	0	1	1	0	0	1	0	0
2022	Dolphins	17	17	93	76	17	1	0	1.5	7.5	1	2	64	33	0	7	1	0	0	0	3	1	2	0	0	0	0
2023	Dolphins	12	12	73	51	22	3	10	0.0	0.0	0	1	99	99+	1	4	3	1	0	4	1	1	0	0	0	0	0
2024	Dolphins	15	15	62	42	20	2	13	1.0	12.0	2	0	0	0	0	4	1	0	0	0	0	0	0	0	0	0	0
2025	Giants	3	3	18	11	7	0	0	0.0	0.0	0	0	0	0	0	1	0	0	0	0	2	1	1	0	0	0	0
NFL TOTALS		63	60	314	227	87	9	42	5.0	43.5	10	5	163	99+	1	26	5	3	0	4	7	4	3	0	1	0	0

JEVÓN HOLLAND'S NFL POSTSEASON DEFENSIVE STATISTICS																													
DATE	TEAM	GP	GS	TACKLES								QBH	INTERCEPTIONS						O. FUMB				ST					MISC	
				TK	S	A	TFL	YDS	SK	YDS	NO		YDS	LG	TD	PD	FF	FR	TD	YDS	TK	S	A	FF	FR	S	A		
2022	Dolphins	1	1	9	8	1	0	0	0.0	0.0	0	1	29	29	0	2	0	0	0	0	1	1	0	0	0	0	0		
2023	Dolphins	0	0	0	0	0	0	0	0.0	0.0	0	0	0	0	0	0	0	0	0	0	0	0	0	0	0	0			
NFL TOTALS		1	1	9	8	1	0	0	0.0	0.0	0	1	29	29	0	2	0	0	0	0	1	1	0	0	0	0	0		

SINGLE-GAME HIGHS: DEFENSIVE					
Total Tackles	14 at Los Angeles Chargers, Sep 10, 2023		Tackles For Loss	1 at Tennessee Titans, Jan 02, 2022	
Solo Tackles	10 at Los Angeles Chargers, Sep 10, 2023		Interceptions	...2 more at 1.	
Sacks	...1 more at 10.			1 vs. Carolina Panthers, Nov 28, 2021	
	1.0 vs. Baltimore Ravens, Nov 11, 2021		Special Teams Tackles	...1 more at 1.	
Passes Defensed	...1 more at 1.0.			1 at Dallas Cowboys, Sep 14, 2025	
	2 vs. Buffalo Bills, Sep 25, 2022		Special Teams Fumble Recoveries	...6 more at 1.	
Fumble Recoveries	...2 more at 2.			1 vs. Carolina Panthers, Nov 28, 2021	
	1 at New York Jets, Nov 21, 2021		Longest Own Fumble Return	3 vs. Buffalo Bills, Sep 19, 2021	
	...1 more at 1.				

2025 GAME-BY-GAME REGULAR-SEASON STATISTICS (GIANTS)																																	
DATE	OPPONENT	P/S	TACKLES								QBH	INTERCEPTIONS					O. FUMB				ST				MISC		W/L	SCORE					
			TK	S	A	SK	YDS	TFL	YDS			NO	YDS	LG	TD	PD	FF	FR	TD	YDS	TK	S	A	FF	FR	S			A				
09/07	at Commanders	S	7	3	4	0.0	0.0	0	0	0	0	0	0	0	0	0	0	0	0	1	0	0	0	0	1	0	1	0	0	0	0	L	6-21
09/14	at Cowboys	S	6	5	1	0.0	0.0	0	0	0	0	0	0	0	0	0	0	0	0	0	0	0	0	0	0	0	0	0	0	0	L	37-40+	
09/21	Chiefs	S	5	3	2	0.0	0.0	0	0	0	0	0	0	0	0	0	0	0	0	0	0	0	0	0	0	0	0	0	0	L	9-22		
2025 TOTALS		3-3	18	11	7	0.0	0.0	0	0	0	0	0	0	0	0	0	0	0	0	1	0	0	0	0	2	1	1	0	0	0	0	0-3	
+ - Overtime																																	



REID HOLSKEY
OL #67

HEIGHT: 6-6
WEIGHT: 310 lbs
COLLEGE: MIAMI (OH)
HOW ACQUIRED: FA '25
NFL EXP.: R
GIANTS EXP.: R



CAREER HIGHLIGHTS

- Holskey has spent time on the Baltimore Ravens’ summer roster and Houston Texans’ practice squad before joining the Giants’ practice squad.

COLLEGE

- Spent five years at Miami of Ohio (2020-2024)...Played in 55 games over the course of his career.
- Started all 14 games played in 2024...Was named Miami’s Offensive Power Player of the Year and received first-team All-MAC honors.
- In 2023, was named second-team All-MAC...Played and started all 14 games.
- Started all 13 games in both the 2022 and 2021 seasons...Played

in two games in a shortened season in 2020 due to COVID-19.

PERSONAL

- Son of Rob and Melissa Holskey...Attended Licking Heights High School...Earned first- team All-Conference as a senior and second-team All-Conference as a junior.

MAIN TRANSACTIONS

- Originally signed to the Baltimore Ravens on 5/5/25.
- Waived by the Ravens on 8/25/25 and signed to the Houston Texans’ practice squad on 8/28/25.
- Waived by the Texans on 9/3/25 and added to the Giants’ practice squad on 9/8/25.


REID HOLSKEY’S NFL REGULAR SEASON STATISTICS

DATE	TEAM	GP	GS
2025	Giants	0	0
NFL TOTALS		0	0

2025 GAME-BY-GAME REGULAR-SEASON STATISTICS (GIANTS)

DATE	OPPONENT	P/S		W/L	SCORE
09/07	at Commanders		PRACTICE SQUAD	L	6-21
09/14	at Cowboys		PRACTICE SQUAD	L	37-40+
09/21	Chiefs		PRACTICE SQUAD	L	9-22
2025 TOTALS		0-0		0-3	

+ - Overtime



BRYAN HUDSON
C #60

HEIGHT: 6-5
WEIGHT: 305 lbs
COLLEGE: LOUISVILLE
HOW ACQUIRED: FA-24
NFL EXP.: 1 YEAR
GIANTS EXP.: 1 YEAR



GIANTS
SECOND YEAR
BIG BLUE
G-MEN

CAREER HIGHLIGHTS

- Spent time on the Patriots and Giants practice squad during the 2024 season.

COLLEGE

- Played five seasons of college football from 2019-23...Began his career at Virginia Tech where he made 10 starts at center his freshman year...Named freshman All-American second-team by The Athletic in 2019...In 2020, played in 10 games.
- Transferred to Louisville in 2021 and played in all 13 games...Started 12 games at center in 2022...Earned the 2023 ACC Jacobs Blocking Trophy following his redshirt senior season...The award is given annually to the best blocker in the ACC.
- Also competed in track and field in college...Was named second team All-ACC in both indoor and outdoor shot put in 2023.

OFF-THE-FIELD ACTIVITY

- Hosted 50 children from the Tom Coughlin Jay Fund who are experiencing cancer for a holiday shopping spree... Represented the National Marrow Donor Program during Week 13 of the NFL

season for My Cause My Cleats...After the team practice in Germany prior to the Sunday game, met with the 120 students that participated in the NFL Flag clinic...Met with members from the Wounded Warriors Project during their visit to the Quest Diagnostics Training Center to watch practice and enjoy a day with the Giants.

PERSONAL

- Finance major at Louisville...The son of Mandi and Chuck Hudson.
- Was the 2018 Gatorade Track and Field Male Athlete of the Year...Was a four-time state champion in shot put and three-time state champion in discus...Rated a four-star football prospect coming out of high school

MAIN TRANSACTIONS

- Originally signed as a rookie free agent by the Detroit Lions on 5/10/24
- Signed to the New England Patriots' practice squad on 8/29/24.
- Waived by New England on 11/5/24.
- Signed to the New York Giants' practice squad on 11/6/24.
- Signed to a future/reserves contract by the Giants on 1/6/25.

BRYAN HUDSON'S NFL REGULAR SEASON STATISTICS

DATE	TEAM	GP	GS
2024	Patriots	0	0
Went from New England to N.Y. Giants.			
2024	Giants	0	0
2024	TOTAL	0	0
2025	Giants	0	0
NFL TOTALS		0	0

2025 GAME-BY-GAME REGULAR-SEASON STATISTICS (GIANTS)

DATE	OPPONENT	P/S		W/L	SCORE
09/07	at Commanders		PRACTICE SQUAD	L	6-21
09/14	at Cowboys		PRACTICE SQUAD	L	37-40+
09/21	Chiefs		PRACTICE SQUAD	L	9-22
2025 TOTALS		0-0		0-3	

+ - Overtime



JAMES HUDSON III

OL #55

HEIGHT: 6-5
WEIGHT: 313 lbs
COLLEGE: CINCINNATI
HOW ACQUIRED: FA-'25
NFL EXP.: 5 YEARS
GIANTS EXP.: 1 YEAR



CAREER HIGHLIGHTS

- Played in 52 games and made 19 starts for the Giants and the Cleveland Browns...Has made 14 starts at right tackle and five at left tackle.
- Missed the majority of the 2024 season after suffering a season-ending shoulder injury in Week 5 vs. Washington...Prior to his injury, played in four games and made three starts, all at left tackle.
- Played in 16 games in 2023 and made a career-high seven starts...All of his starts were at right tackle...Saw action in a career-high 556 offensive snaps.
- In 2022, played in all 17 games for the first time in his career...Made three starts at right tackle across those 17 games...Also played in 16% of special teams snaps.
- As a rookie in 2021, played in 12 games and made four starts at right tackle...Made his first career start vs. Arizona (10/17/21) in Week 6.

COLLEGE

- Originally attended Michigan before transferring to Cincinnati in 2019...Began his career as a defensive lineman before

transitioning to offensive line.

- In 2020, Named a first-team All-American in the AAC after helping Cincinnati average 5.0+ yards per carry and averaging over 200+ rushing yards per game...The Bearcats offensive line only allowed 9.0 sacks during the regular season, the lowest in the AAC.
- Played in one game at Cincinnati in 2019 after the NCAA denied his waiver for immediate eligibility.
- Redshirted in 2017 while getting practice reps at tackle...Saw limited action at right tackle in 2018.

PERSONAL

- A native of Toledo, Ohio...Recruited as a defensive lineman coming out of high school...Was a 4-star prospect coming out of Central Catholic High School...Ranked as the 30th defensive end in the nation by ESPN.

MAIN TRANSACTIONS

- Originally a 4th-round (110th pick overall) draft choice by the Cleveland Browns in 2021.
- Signed as a free agent by the Giants on 3/13/25.

JAMES HUDSON III'S NFL REGULAR SEASON STATISTICS

DATE	TEAM	GP	GS
2021	Browns	12	4
2022	Browns	17	3
2023	Browns	16	7
2024	Browns	4	3
2025	Giants	3	2
NFL TOTALS		52	19

JAMES HUDSON III'S NFL POSTSEASON STATISTICS

DATE	TEAM	GP	GS
2023	Browns	1	1
NFL TOTALS		1	1

2025 GAME-BY-GAME REGULAR-SEASON STATISTICS (GIANTS)

DATE	OPPONENT	P/S	W/L	SCORE
09/07	at Commanders	S	L	6-21
09/14	at Cowboys	S	L	37-40+
09/21	Chiefs	P	L	9-22
2025 TOTALS		3-2	0-3	

+ - Overtime



LIL'JORDAN HUMPHREY

WR #89

HEIGHT: 6-4
WEIGHT: 225 lbs
COLLEGE: TEXAS
HOW ACQUIRED: FA-'25
NFL EXP.: 7 YEARS
GIANTS EXP.: 1 YEAR



CAREER HIGHLIGHTS

- In his six-year career, has spent time with the New Orleans Saints (2019-21), New England Patriots (2022) and Denver Broncos (2023-24)...Has made 23 starts across 58 career games...Produced 62 receptions for 770 yards (12.4 avg.) and 7 touchdowns.
- Played in all 17 games for the second straight season (seven starts)...Set career-high marks in receptions (31) and receiving yards (293) for Denver in 2024...Also caught 1 touchdown pass.
- In 2023, his first season in Denver, played in 17 games and made a career-high eight starts...Caught 13 passes for 162 yards and a career-high 3 touchdown receptions.
- Played for the Patriots during the 2022 season...Saw action in 6 games and made two starts...Caught 2 passes for 20 yards.
- In 2021, played in 10 games and made four starts...Caught 13 passes for 249 yards and 2 touchdowns.
- Saw action in 3 games and started 1 contest in 2020 for the Saints...Recorded 3 receptions for 46 yards and 1 touchdown.
- As a rookie for the Saints in 2019, played in five games with one start but did not record any statistics.

COLLEGE

- Spent three seasons as Texas (2016-18)...Finished his collegiate career with 90 receptions for 1,213 yards and 9 touchdowns...Added 6 rushing attempts for 25 yards and 1 touchdown...Also threw 5 passes, completing 4 of them for 45 yards and 1 touchdown.
- In his last season with the program in 2018, led the team with 86 receptions for 1,176 yards and 9 touchdowns...His 1,176 receiving yards were the 3rd-most in school history at the time...Named honorable mention All-Big 12.

PERSONAL

- A native of Southlake, Texas...His older brother, Terry Michael, wanted him to be named Michael, for Michael Jordan...His mother didn't want two Michaels in the family, so she named him Lil'Jordan.
- Played running back his entire career until switching to receiver at Texas.

MAIN TRANSACTIONS

- Originally signed as a rookie free agent by the New Orleans Saints on 5/10/19.
- Waived by the Saints on 8/31/19 and signed to the practice squad on 9/1/19.
- Waived by the Saints on 9/5/20, and signed to the practice squad on 9/6/20
- Signed a one-year contract with the New England Patriots on 6/16/22.
- Waived by the Patriots on 8/30/22 and signed to the practice squad on 8/31/22.
- Signed with the Denver Broncos on 3/7/23.
- Waived by the Broncos on 8/29/23 and signed to the practice squad on 8/31/23.
- Re-signed with the Broncos on 3/14/23.
- Waived by the Broncos on 8/29/23 and signed to the practice squad on 8/31/23.
- Signed a one-year contract with the Broncos on 3/14/24.
- Waived by the Broncos on 8/27/24 and signed to the practice squad on 8/28/24.
- Signed a one-year contract with the New York Giants on 3/21/25.

LIL'JORDAN HUMPHREY'S NFL REGULAR SEASON RUSHING/RECEIVING STATISTICS

DATE	TEAM	GP	GS	RECEIVING					RUSHING				
				NO.	YDS.	AVG.	LG	TD	NO.	YDS.	AVG.	LG	TD
2019	Saints	5	1	0	0	0.0	0	0	0	0	0.0	0	0
2020	Saints	3	1	3	46	15.3	17†	1	0	0	0.0	0	0
2021	Saints	10	4	13	249	19.2	56	2	0	0	0.0	0	0
2022	Patriots	6	2	2	20	10.0	11	0	0	0	0.0	0	0
2023	Broncos	17	8	13	162	12.5	54†	3	0	0	0.0	0	0
2024	Broncos	17	7	31	293	9.5	41†	1	0	0	0.0	0	0
2025	Giants	0	0	0	0	0.0	0	0	0	0	0.0	0	0
NFL TOTALS		58	23	62	770	12.4	56	7	0	0	0.0	0	0

LIL' JORDAN HUMPHREY'S NFL POSTSEASON RECEIVING STATISTICS

RECEIVING								
DATE	TEAM	GP	GS	NO.	YDS.	AVG.	LG	TD
2019	Saints	1	0	0	0	0.0	0	0
2020	Saints	1	0	1	14	14.0	14	0
2024	Broncos	1	1	0	0	0.0	0	0
NFL TOTALS		3	1	1	14	14.0	14	0

SINGLE-GAME HIGHS: RECEIVING

Receptions	6 at Tampa Bay Buccaneers, Sep 22, 2024	All-Purpose Yards	70 vs. Miami Dolphins, Dec 27, 2021
Receiving Yards	70 vs. Miami Dolphins, Dec 27, 2021	Most TDs	1 vs. Atlanta Falcons, Nov 17, 2024
Receiving Average	23.3 vs. Miami Dolphins, Dec 27, 2021		...6 more at 1.
Longest Receptions	56 vs. Miami Dolphins, Dec 27, 2021	Miscellaneous Tackles	1 at Seattle Seahawks, Oct 25, 2021
Receiving TDs	1 vs. Atlanta Falcons, Nov 17, 2024	Scrimmage Yards	70 vs. Miami Dolphins, Dec 27, 2021
	...6 more at 1.		

SINGLE-GAME HIGHS - POSTSEASON: RECEIVING

Receptions	1 vs. Chicago Bears, Jan 10, 2021	All-Purpose Yards	14 vs. Chicago Bears, Jan 10, 2021
Receiving Yards	14 vs. Chicago Bears, Jan 10, 2021	Scrimmage Yards	14 vs. Chicago Bears, Jan 10, 2021
Longest Receptions	14 vs. Chicago Bears, Jan 10, 2021		

2025 GAME-BY-GAME REGULAR-SEASON STATISTICS (GIANTS)

DATE	OPPONENT	P/S	RECEIVING					RUSHING					W/L	SCORE
			NO.	YDS.	AVG.	LG	TD	NO.	YDS.	AVG.	LG	TD		
09/07	at Commanders							PRACTICE SQUAD					L	6-21
09/14	at Cowboys							PRACTICE SQUAD					L	37-40+
09/21	Chiefs							PRACTICE SQUAD					L	9-22
2025 TOTALS		0-0	0	0	0.0	0	0	0	0	0.0	0	0	0-3	

+ - Overtime



JALIN HYATT

WR #13

HEIGHT: 6-0
WEIGHT: 185 lbs
COLLEGE: TENNESSEE
HOW ACQUIRED: D3-'23
NFL EXP.: 3 YEARS
GIANTS EXP.: 3 YEARS



GIANTS
SINCE 1960
BIG BLUE
G-M-E-N

CAREER HIGHLIGHTS

- In two seasons for the Giants, has played in 34 games (10 starts) and caught 31 passes for 435 yards.
- In 2024, played in 16 games with three starts...Hauled in 8 catches for 62 yards.
- As a rookie in 2023, Hyatt played in all 17 games with seven starts...Caught 23 passes for 373 yards (16.2-yard avg.) with a long of 58.

NOTES TO KNOW

- In 2023, his 16.2 yards-per-reception led the team, ranked 4th among all rookies (min. 10 catches), and were the most by a Giants rookie since Hakeem Nicks averaged 16.8 yards in 2009... Had 3 receptions of 40-plus yards, which was tied for the 3rd-most among rookies...It was also the most by a Giants rookie since Darius Slayton had 3 in 2019.
- Recorded his first career catch on a 58-yard pass at Arizona (9/17/23)...The 58-yarder was the longest reception by a Giants rookie since running back Paul Perkins had a 67-yard reception at Minnesota on 10/3/16.

COLLEGE

- Played in 35 games with 14 starts in three seasons at Tennessee...Tallied 108 receptions for 1,769 yards (16.4-yard avg.) and 19 touchdowns, the latter figure tying him with Peerless Price for 4th in program history...Of his 108 catches, 52 went for 10+ yards, 30 for 20+ yards, 21 for 30+ yards and 12 for 40+ yards...Hyatt was the first player in program history to win the Biletnikoff Award, presented annually to the most outstanding receiver in the FBS...Holds Tennessee records for single-game touchdown receptions (5 vs. Alabama on 10/15/22), single-game points scored (30 vs. Alabama on 10/15/22) and single-season receiving touchdowns (15 in 2022).
- In 2022, started all 12 regular-season games...Opted out of the Orange Bowl...Captured the Biletnikoff Award as the nation's best receiver...Became Tennessee's 13th unanimous first-team All-American and the first since defensive back Eric Berry in 2009...Hyatt was the first wide receiver in program history to achieve that feat.
- Recorded 67 receptions for 1,267 yards (18.9-yard avg.), a school-record 15 touchdowns, and 105.6 yards a game, all career highs...Finished 2nd in the FBS and first in the Power Five in receiving touchdowns...Led the SEC in receiving yards, touchdowns, receptions per game (5.6) and receiving yards per game...His 15 receiving scores tied for 6th in SEC single-season history, while his 1,267 yards finished 2nd in school history – 31 yards shy of Robert Meachem's record in 2006.
- Unanimous first-team All-SEC selection...Led the nation in 40+ yard receptions (11), 50+ yard catches (7) and 60+ yard catches (5)...His 11 40+ yard catches were better than 8 SEC teams'

season total...Had multiple receiving touchdowns in each of 4 consecutive games from Oct. 8-29 to become the first Vol to accomplish that feat.

- Produced the greatest single-game receiving performance in school history in a victory vs. No. 3 Alabama on Oct. 15, with 6 receptions for 207 yards and a school-record 5 touchdowns...Registered the longest catch of his career, a 78-yard catch-and-run, and also had scoring receptions of 36, 11, 60 and 13 yards...His 5 touchdown catches surpassed the previous program mark of 3 by 12 different Vols.
- As a sophomore in 2021, played in all 13 games with one start...Caught 21 passes for 226 yards and 2 scores...In 2020, was one of the SEC's best freshman wide receivers...Played in all 10 games with one start...Ranked 2nd on the team with 20 receptions for 276 yards and 2 touchdowns...Among SEC true freshmen, ranked 6th in receiving yards, 3rd in receiving touchdowns and 3rd in yards-per-catch (13.8).

OFF-THE-FIELD ACTIVITY

- Participated in drills with more than 700 girls from 29 high schools at the Section 1 Girl's Flag Football Jamboree Kickoff at Somers (N.Y.) High School to help kick off the 2024 season... Surprised the Jackie Robinson Bears Youth Football Program with a \$10,000 equipment grant at training camp... Represented Boys and Girls Club during Week 13 of the NFL season for My Cause My Cleats... After the team practice in Germany prior to the Sunday game, met with the 120 students that participated in the NFL Flag clinic... Met with members from the Wounded Warriors Project during their visit to the Quest Diagnostics Training Center to watch practice and enjoy a day with the Giants.

PERSONAL

- Recreation and sport management major...Grew up in Irmo, just outside Columbia, S.C., and started playing flag football at age 5 at the YMCA...Played basketball and youth football (wide receiver and quarterback) throughout middle school.
- Finished his three-year varsity career at Dutch Fork with 180 catches for 3,624 yards and 57 touchdowns.
- As a junior, had 71 receptions for 1,316 yards and 21 touchdowns and earned 2nd-team all-state honors for a team that went 13-0 and a state championship.
- As a senior, led the team to another title (the program's fourth in a row) and scored 3 touchdowns, including the game-winner in overtime, in the championship game...With 66 catches for 1,361 yards and 26 touchdowns, named first-team all-state and was a finalist for South Carolina's Mr. Football...Member of the 2019 SCFCA Class 5A All-State Team and 2018 All-USA South Carolina second-team selection.
- Hyatt also participated in strength competitions in high school and was an All-American in track (sprints and relays) as a junior,

setting personal bests in the 100 meters (10.46) and 200 meters (21.14)...His father (Jamie) was a professional cyclist and his mother (Enevelyn) was an all-state sprinter in high school... Recipient of the Dr. Eric W. Barton Football Scholarship and the Michael & Christy Coffey Athletic Scholarship Endowment.


- MAIN TRANSACTIONS
- Originally a 3rd-round (73rd pick overall) draft choice by the Giants in 2023.

JALIN HYATT'S NFL REGULAR SEASON RUSHING/RECEIVING STATISTICS													
DATE	TEAM	GP	GS	RECEIVING					RUSHING				
				NO.	YDS.	AVG.	LG	TD	NO.	YDS.	AVG.	LG	TD
2023	Giants	17	7	23	373	16.2	58	0	0	0	0.0	0	0
2024	Giants	16	3	8	62	7.8	19	0	0	0	0.0	0	0
2025	Giants	1	0	0	0	0.0	0	0	0	0	0.0	0	0
NFL TOTALS		34	10	31	435	14.0	58	0	0	0	0.0	0	0

SINGLE-GAME HIGHS: RECEIVING			
Receptions	5 vs. New England Patriots, Nov 26, 2023	All-Purpose Yards	109 vs. New England Patriots, Nov 26, 2023
Receiving Yards	109 vs. New England Patriots, Nov 26, 2023	Miscellaneous Tackles	1 at Dallas Cowboys, Nov 12, 2023
Receiving Average	21.8 vs. New England Patriots, Nov 26, 2023	Scrimmage Yards	109 vs. New England Patriots, Nov 26, 2023
Longest Receptions	58 at Arizona Cardinals, Sep 17, 2023		

100-YARD RECEIVING GAMES (1): REGULAR SEASON						
DATE	TEAM	NO.	YDS.	AVG.	LG	TD
11/26/23	PATRIOTS	5	109	21.8	41	0

2025 GAME-BY-GAME REGULAR-SEASON STATISTICS (GIANTS)														
DATE	OPPONENT	P/S	RECEIVING					RUSHING					W/L	SCORE
			NO.	YDS.	AVG.	LG	TD	NO.	YDS.	AVG.	LG	TD		
09/07	at Commanders							DID NOT PLAY (NON-INJURY)					L	6-21
09/14	at Cowboys							DID NOT PLAY (NON-INJURY)					L	37-40+
09/21	Chiefs	P	0	0	0.0	0	0	0	0	0.0	0	0	L	9-22
2025 TOTALS		1-0	0	0	0.0	0	0	0	0	0.0	0	0	0-3	
+ - Overtime														



LAMAREON JAMES

DB #35

HEIGHT: 5-10
WEIGHT: 190 lbs
COLLEGE: TEXAS CHRISTIAN
HOW ACQUIRED: FA-'25
NFL EXP.: 1 YEAR
GIANTS EXP.: 1 YEAR



LAMAREON JAMES' NFL REGULAR SEASON DEFENSIVE STATISTICS																													
DATE	TEAM	GP	GS	TACKLES								INTERCEPTIONS						O. FUMB				ST				MISC			
				TK	S	A	TFL	YDS	SK	YDS	QBH	NO	YDS	LG	TD	PD	FF	FR	TD	YDS	TK	S	A	FF	FR	S	A		
2025	Browns	0	0	0	0	0	0	0	0.0	0.0	0	0	0	0	0	0	0	0	0	0	0	0	0	0	0	0	0	0	0
Went from Cleveland to N.Y. Giants.																													
2025	Giants	0	0	0	0	0	0	0	0.0	0.0	0	0	0	0	0	0	0	0	0	0	0	0	0	0	0	0	0	0	0
2025	TOTAL	0	0	0	0	0	0	0	0.0	0.0	0	0	0	0	0	0	0	0	0	0	0	0	0	0	0	0	0	0	0
NFL TOTALS		0	0	0	0	0	0	0	0.0	0.0	0	0	0	0	0	0	0	0	0	0	0	0	0	0	0	0	0	0	0

2025 GAME-BY-GAME REGULAR-SEASON STATISTICS (BROWNS/GIANTS)																													
			TACKLES							INTERCEPTIONS					O. FUMB				ST				MISC						
DATE	OPPONENT	P/S	TK	S	A	SK	YDS	TFL	YDS	QBH	NO	YDS	LG	TD	PD	FF	FR	TD	YDS	TK	S	A	FF	FR	S	A	W/L	SCORE	
09/07	Bengals		DID NOT PLAY																									L	16-17
09/21	Chiefs		Went from Browns to Giants . PRACTICE SQUAD																									L	9-22
2025 TOTALS			0	0	0	0.0	0.0	0	0	0	0	0	0	0	0	0	0	0	0	0	0	0	0	0	0	0	0-2		



THEO JOHNSON

TE #84

HEIGHT: 6-6
WEIGHT: 264 lbs
COLLEGE: PENN STATE
HOW ACQUIRED: D4-'24
NFL EXP.: 2 YEARS
GIANTS EXP.: 2 YEARS



GIANTS
SINCE 1960
BIG BLUE
G-M-E-N

CAREER HIGHLIGHTS

- Has played in a total of 15 games (14 starts) and caught 35 passes for 380 yards and 1 touchdown.
- As a rookie in 2024, played in 12 games with 11 starts...Totalled 29 receptions for 331 yards and 1 touchdown...Johnson's 331 receiving yards were the 5th-most by a rookie tight end in franchise history...Scored his first career touchdown on a season-long 35-yard reception vs. Washington (11/3/24)...Gained a season-best 54 yards vs. the Cowboys, but suffered a foot injury that forced him to go on injured reserve for the remainder of the season.

COLLEGE

- Played in 45 games with 29 starts in four seasons at Penn State...Caught 77 passes for 938 yards (12.2-yard avg.) and 12 touchdowns.
- In 2023, started all 13 games and posted career-high totals of 34 receptions, 341 yards, and a team-high-tying 7 touchdowns, and was selected honorable mention All-Big Ten....The 7 touchdown receptions tied for 3rd in a single season among Penn State tight ends...Team captain...Voted honorable mentioned All-Big Ten honorable by the coaches and media...Won Penn State's Iron Lion Award...Earned the team's Lion's Pride Outstanding Senior Player Award along with Curtis Jacobs and Caedan Wallace...Finished tied for 3rd in the nation among tight ends, along with Tyler Warren, with 7 touchdown receptions.
- In 2022, played in 11 games with nine starts...Caught 20 passes for 328 yards and 4 touchdowns.
- In 2021, played in 13 games with 6 starts...Had 19 receptions for 213 yards and one touchdown, with a long catch of 37 yards.

OFF-THE-FIELD ACTIVITY

- Joined staff members from Citizens to plant cherry trees and clean graffiti at Branch Brook Park in Newark...Continued the annual rookie Thanksgiving tradition at Eva's Village to prepare and serve

lunch for the community members of Eva's Village in Paterson, N.J.... Represented My Sister's Place during Week 13 of the NFL season for My Cause My Cleats... After the team practice in Germany prior to the Sunday game, met with the 120 students that participated in the NFL Flag clinic... Met with members from the Wounded Warriors Project during their visit to the Quest Diagnostics Training Center to watch practice and enjoy a day with the Giants... Joined Project Kind, an organization to support those experiencing homelessness, to host an event with 125 people from the organization for a day of haircuts, spa treatments and lunch at MetLife stadium... Hosted the boys from the Far Rockaway and Harlem Giants that were graduating middle school for a day at the training facility filled with character building activities, lunch in the team cafeteria and different games in the field house... To celebrate Halloween, dressed in costume to visit patients and distribute giftbags at Hackensack University Medical Center's Joseph M. Sanzari Children's Hospital.

PERSONAL

- Psychology major...Two-year letterman at Holy Names High School in Windsor, Ontario, Canada...Team captain as a senior...Helped the Knights win 3 conference titles...Guided Holy Names to the SWOSSAA and OFSAA titles as a junior and senior...Selected to the Under Armour All-American Game...Earned first-team all-city honors in 2018 and 2019...Was the team MVP as a junior and senior.
- Full name is Theodore Joseph Johnson...Son of Amy Johnson...Is the 3rd-oldest of six brothers (Dominic, Nathan, Levi, Michael and Keon)...Brother, Dominic, played football at the University of Buffalo.

MAIN TRANSACTIONS

- Originally a 4th-round (107th pick overall) draft choice by the Giants in 2024.

THEO JOHNSON'S NFL REGULAR SEASON RUSHING/RECEIVING STATISTICS

DATE	TEAM	GP	GS	RECEIVING					RUSHING				
				NO.	YDS.	AVG.	LG	TD	NO.	YDS.	AVG.	LG	TD
2024	Giants	12	11	29	331	11.4	35f	1	0	0	0.0	0	0
2025	Giants	3	3	6	49	8.2	14	0	0	0	0.0	0	0
NFL TOTALS		15	14	35	380	10.9	35T	1	0	0	0.0	0	0

THEO JOHNSON'S NFL REGULAR SEASON RETURN STATISTICS												
DATE	TEAM	KICKOFF RETURNS					PUNT RETURNS					
		RET.	YDS.	AVG.	LG	TD	NO.	FC	YDS.	AVG.	LG	TD
2024	Giants	0	0	0.0	0	0	0	0	0	0.0	0	0
2025	Giants	0	0	0.0	0	0	0	0	0	0.0	0	0
NFL TOTALS		0	0	0.0	0	0	0	0	0	0.0	0	0

SINGLE-GAME HIGHS: RECEIVING

Receptions	5 at Dallas Cowboys, Nov 28, 2024 ... 1 more at 5.	Receiving TDs	1 vs. Washington Commanders, Nov 03, 2024
Receiving Yards	54 at Dallas Cowboys, Nov 28, 2024	All-Purpose Yards	54 at Dallas Cowboys, Nov 28, 2024
Receiving Average	17.0 vs. Washington Commanders, Nov 03, 2024	Most TDs	1 vs. Washington Commanders, Nov 03, 2024
Longest Receptions	35t vs. Washington Commanders, Nov 03, 2024	Scrimmage Yards	54 at Dallas Cowboys, Nov 28, 2024

2025 GAME-BY-GAME REGULAR-SEASON STATISTICS (GIANTS)

DATE	OPPONENT	P/S	RECEIVING					RUSHING					W/L	SCORE
			NO.	YDS.	AVG.	LG	TD	NO.	YDS.	AVG.	LG	TD		
09/07	at Commanders	S	1	5	5.0	5	0	0	0	0.0	0	0	L	6-21
09/14	at Cowboys	S	4	34	8.5	14	0	0	0	0.0	0	0	L	37-40+
09/21	Chiefs	S	1	10	10.0	10	0	0	0	0.0	0	0	L	9-22
2025 TOTALS		3-3	6	49	8.2	14	0	0	0	0.0	0	0	0-3	

+ - Overtime



NIC JONES

CB #31

HEIGHT: 6-0
WEIGHT: 189 lbs
COLLEGE: BALL STATE
HOW ACQUIRED: FA-'25
NFL EXP.: 2 YEARS
GIANTS EXP.: 1 YEAR



CAREER HIGHLIGHTS

- Joined the Giants in 2025...Spent the first two years (2023-24) of his career with the Chiefs...Played in a total of 13 games and recorded 3 tackles, 1 quarterback hit, 1 tackle for loss and 2 tackles on special teams.
- In 2024, played in one game and didn't record any stats...Spent the rest of the season as a member of the Chiefs practice squad.
- As a rookie in 2023, played in nine games and totaled 3 tackles, 1 quarterback hit, 1 tackle for loss and 1 tackle on special teams...Primarily held a role on special teams, playing 111 snaps (26.12% of special teams snaps).

COLLEGE

- Spent four seasons at Ball State (2019-22)...Played in 37 games and recorded 64 tackles, 22 pass breakups, 3 interceptions and 1 tackle for loss.

- Named a team captain in 2022 and played in 11 games his senior year at Ball State and finished with 23 tackles, 14 pass breakups and 2 interceptions...Named second-team All-MAC.
- A native of Detroit, Michigan...Son of William Jones and Natelege Sims...Has seven other siblings...Five brothers and two sisters...Is the second youngest of the group.

PERSONAL

MAIN TRANSACTIONS

- Originally a 7th-round (250th pick overall) draft choice by the Kansas City Chiefs in 2023.
- Waived by the Kansas City Chiefs on 8/28/30 and signed to the practice squad on 8/30/24.
- Signed by the New York Giants on 2/14/25.

NIC JONES' NFL REGULAR SEASON DEFENSIVE STATISTICS

				TACKLES							INTERCEPTIONS							O. FUMB				ST					MISC	
DATE	TEAM	GP	GS	TK	S	A	TFL	YDS	SK	YDS	QBH	NO	YDS	LG	TD	PD	FF	FR	TD	YDS	TK	S	A	FF	FR	S	A	
2023	Chiefs	9	0	3	3	0	1	4	0.0	0.0	1	0	0	0	0	0	0	0	0	0	1	1	0	0	0	0	0	
2024	Chiefs	1	0	0	0	0	0	0	0.0	0.0	0	0	0	0	0	0	0	0	0	0	0	0	0	0	0	0	0	
2025	Giants	3	0	0	0	0	0	0	0.0	0.0	0	0	0	0	0	0	0	0	0	0	1	1	0	0	0	0	0	
NFL TOTALS		13	0	3	3	0	1	4	0.0	0.0	1	0	0	0	0	0	0	0	0	0	2	2	0	0	0	0	0	

NIC JONES' NFL POSTSEASON DEFENSIVE STATISTICS

		TACKLES										INTERCEPTIONS					O. FUMB				ST				MISC			
DATE	TEAM	GP	GS	TK	S	A	TFL	YDS	SK	YDS	QBH	NO	YDS	LG	TD	PD	FF	FR	TD	YDS	TK	S	A	FF	FR	S	A	
2023	Chiefs	4	0	0	0	0	0	0	0.0	0.0	0	0	0	0	0	0	0	0	0	0	0	2	1	1	0	0	0	0
2024	Chiefs	0	0	0	0	0	0	0	0.0	0.0	0	0	0	0	0	0	0	0	0	0	0	0	0	0	0	0	0	
NFL TOTALS		4	0	0	0	0	0	0	0.0	0.0	0	0	0	0	0	0	0	0	0	0	2	1	1	0	0	0	0	

SINGLE-GAME HIGHS: DEFENSIVE

Total Tackles3 at Los Angeles Chargers, Jan 07, 2024


Tackles For Loss1 at Los Angeles Chargers, Jan 07, 2024

Solo Tackles3 at Los Angeles Chargers, Jan 07, 2024

2025 GAME-BY-GAME REGULAR-SEASON STATISTICS (GIANTS)

			TACKLES								INTERCEPTIONS					O. FUMB				ST					MISC				
DATE	OPPONENT	P/S	TK	S	A	SK	YDS	TFL	YDS	QBH	NO	YDS	LG	TD	PD	FF	FR	TD	YDS	TK	S	A	FF	FR	S	A	W/L	SCORE	
09/07	at Commanders	P	0	0	0	0.0	0.0	0	0	0	0	0	0	0	0	0	0	0	0	1	1	0	0	0	0	0	0	L	6-21
09/14	at Cowboys	P	0	0	0	0.0	0.0	0	0	0	0	0	0	0	0	0	0	0	0	0	0	0	0	0	0	0	L	37-40+	
09/21	Chiefs	P	0	0	0	0.0	0.0	0	0	0	0	0	0	0	0	0	0	0	0	0	0	0	0	0	0	0	L	9-22	
2025 TOTALS		3-0	0	0	0	0.0	0.0	0	0	0	0	0	0	0	0	0	0	0	0	1	1	0	0	0	0	0	0	0-3	

+ - Overtime



YOUNGHOE KOO

K #37

(young-way)

HEIGHT: 5-10
WEIGHT: 195 lbs
COLLEGE: GEORGIA SOUTHERN
HOW ACQUIRED: FA-'25
NFL EXP.: 8 YEARS
GIANTS EXP.: 1 YEAR



YOUNGHOE KOO'S NFL REGULAR SEASON KICKING STATISTICS											
DATE	TEAM	GP	FGM	FGA	PCT.	LG	XP	XPA	PCT.	BLK	PTS
2017	Chargers	4	3	6	50.0	41	9	9	100.0	1	18
2018	Chargers	0	0	0	0.0	0	0	0	0.0	0	0
2019	Chargers	0	0	0	0.0	0	0	0	0.0	0	0
Went from L.A. Chargers to Atlanta.											
2019	Falcons	8	23	26	88.5	50	15	16	93.8	0	84
2019	TOTAL	8	23	26	88.5	50	15	16	93.8	0	84
2020	Falcons	15	37	39	94.9	54	33	36	91.7	0	144
2021	Falcons	17	27	29	93.1	54	30	30	100.0	0	111
2022	Falcons	17	32	37	86.5	54	33	35	94.3	1	129
2023	Falcons	17	32	37	86.5	54	27	28	96.4	0	123
2024	Falcons	14	25	34	73.5	58	26	26	100.0	2	101
2025	Falcons	1	2	3	66.7	41	2	2	100.0	0	8
NFL TOTALS		93	181	211	85.8	58	175	182	96.2	4	718

YOUNGHOE KOO'S NFL REGULAR SEASON FIELD-GOAL ACCURACY STATISTICS											
DATE	TEAM	1-19	PCT.	20-29	PCT.	30-39	PCT.	40-49	PCT.	50+	PCT.
2017	Chargers	0-0	0.0	2-2	100.0	0-0	0.0	1-4	25.0	0-0	0.0
2018	Chargers	0-0	0.0	0-0	0.0	0-0	0.0	0-0	0.0	0-0	0.0
2019	Chargers	0-0	0.0	0-0	0.0	0-0	0.0	0-0	0.0	0-0	0.0
Went from L.A. Chargers to Atlanta.											
2019	Falcons	0-0	0.0	6-6	100.0	9-10	90.0	7-9	77.8	1-1	100.0
2019	TOTAL	0-0	0.0	6-6	100.0	9-10	90.0	7-9	77.8	1-1	100.0
2020	Falcons	0-0	0.0	10-10	100.0	11-12	91.7	8-9	88.9	8-8	100.0
2021	Falcons	0-0	0.0	8-8	100.0	9-9	100.0	6-7	85.7	4-5	80.0
2022	Falcons	0-0	0.0	9-9	100.0	7-7	100.0	9-10	90.0	7-11	63.6
2023	Falcons	0-0	0.0	10-10	100.0	10-10	100.0	9-11	81.8	3-6	50.0
2024	Falcons	0-0	0.0	7-7	100.0	5-7	71.4	7-11	63.6	6-9	66.7
2025	Falcons	0-0	0.0	0-0	0.0	1-1	100.0	1-2	50.0	0-0	0.0
NFL TOTALS		0-0	0.0	52-52	100.0	52-56	92.9	48-63	76.2	29-40	72.5

SINGLE-GAME HIGHS: KICKER

- Field Goals Made5 vs. Indianapolis Colts, Dec 24, 2023
...2 more at 5.
- Field Goal Attempts5 vs. Tampa Bay Buccaneers, Oct 03, 2024
...4 more at 5.
- Longest Field Goals Made58 vs. New Orleans Saints, Sep 29, 2024
- Longest Field Goal Attempts PATs Made63 vs. New Orleans Saints, Sep 11, 2022
4 at Tampa Bay Buccaneers, Oct 27, 2024
...6 more at 4.
- PAT Attempts4 at Tampa Bay Buccaneers, Oct 27, 2024
...6 more at 4.

- Points19 vs. Las Vegas Raiders, Nov 29, 2020
- Special Teams Tackles1 at Carolina Panthers, Dec 12, 2021
...3 more at 1.
- Kickoff Average66.2 vs. Jacksonville Jaguars, Dec 22, 2019
...1 more at 66.2.
- Field Goal Percentage100.0 vs. New Orleans Saints, Sep 29, 2024
...11 more at 100.0.
- Touchbacks6 at Minnesota Vikings, Oct 18, 2020

2025 GAME-BY-GAME REGULAR-SEASON STATISTICS (FALCONS)

			FIELD GOALS				EXTRA POINTS						
DATE	OPPONENT		FGM	FGA	PCT	LG	XP	XPA	PCT	BLK	PTS	W/L	SCORE
09/07	Buccaneers	P	2	3	66.7	41	2	2	100.0	0	8	L	20-23
09/14	at Vikings						ON INACTIVE LIST					W	22-6
2025 TOTALS		1	2	3	66.7	41	2	2	100.0	0	8	1-1	



CASEY KREITER

LS #59

(CRY-ter)

HEIGHT: 6-1
WEIGHT: 250 lbs
COLLEGE: IOWA
HOW ACQUIRED: FA-'20
NFL EXP.: 10 YEARS
GIANTS EXP.: 6 YEARS



HONORS

- Pro Bowl: 2018

CAREER HIGHLIGHTS

- Has played in 145 regular-season games for Denver and the Giants and two postseason games for the Giants...Played in every game in each of the last nine seasons...Made 16 special teams tackles...Selected to the AFC Pro Bowl team following the 2018 season...Voted team captain in 2022 and 2024.
- In 2024, snapped for punts and placekicks in all 17 regular-season games...Totaled 5 special teams tackles.
- In 2023, played in all 17 games and tallied 4 special teams tackles.
- In 2022, played in all 17 regular-season games and two postseason games for the Giants...Delivered snaps on punts and placekicks without error throughout the regular season and in the NFC Wild Card Game at Minnesota (1/15) and divisional round at Philadelphia (1/21).
- In 2021, played in all 17 games and handled 125 snaps without an unplayable delivery.
- In his first season with the Giants in 2020, flawlessly snapped on punts and placekicks in all 16 games.
- In 2019, snapped for punts and placekicks in each of Denver's 16 games...Credited with 2 special teams tackles.
- In 2018, Kreiter played in all 16 games and was the AFC's snapper in the Pro Bowl after handling 146 snaps without an unplayable delivery.
- In 2017, snapped in all 16 games and made 2 special-teams tackles.
- In his first active season in 2016, Kreiter played in 10 games before suffering a season-ending calf injury...Made his NFL debut vs. Carolina (9/8/16).
- In 2015, competed with Dallas in training camp and was waived during final roster cut downs on Aug. 31.
- In 2014, Kreiter spent training camp with Dallas before being waived on Aug. 26.

COLLEGE

- Kreiter snapped in 40 games for the University of Iowa, earning

honorable mention All-Big Ten honors as a senior...Recorded 9 special-teams tackles on punt coverage...Named Academic All-Big Ten in his last three seasons.

OFF-THE-FIELD ACTIVITY

- Participated in a virtual conversation for Mental Health Awareness Month with students across New York City to share the importance of mental health... Attended The Giants Foundation Golf Classic which raised more than \$400,000 for The Giants Foundation... Attended the My Sisters' Place Gala, where the New York Giants were honored for their support of the organization and the Giant Steps Through Athletics program ... Represented Gamers Outreach during Week 13 of the NFL season for My Cause My Cleats... After the team practice in Germany prior to the Sunday game, met with the 120 students that participated in the NFL Flag clinic... Met with members from the Wounded Warriors Project during their visit to the Quest Diagnostics Training Center to watch practice and enjoy a day with the Giants.

PERSONAL

- Kreiter (pronounced CRY-ter) has 4 children: Landen, Breckyn, Quincy, and Madynn.
- Attended Central High School in DeWitt, Iowa, where he earned first-team all-state honors as a senior and second-team accolades as a junior.
- Competed in wrestling, baseball and track and field...Spent his time out of football teaching in Iowa.
- Chosen as a Denver Broncos Community Ambassador Award winner in 2017.

MAIN TRANSACTIONS

- Signed as a rookie free agent by the Dallas Cowboys on 5/12/14.
- Waived by Dallas on 8/26/14.
- Signed by Dallas on 3/17/15.
- Waived by Dallas on 8/31/15.
- Signed by the Denver Broncos on 4/4/16.
- Signed as a free agent by the Giants on 9/1/21.


CASEY KREITER'S NFL REGULAR SEASON STATISTICS		
DATE	TEAM	GP
2016	Broncos	10
2017	Broncos	16
2018	Broncos	16
2019	Broncos	16
2020	Giants	16
2021	Giants	17
2022	Giants	17
2023	Giants	17
2024	Giants	17
2025	Giants	3
NFL TOTALS		145

CASEY KREITER'S NFL POSTSEASON STATISTICS		
DATE	TEAM	GP
2022	Giants	2
NFL TOTALS		2

Additional Statistics: 2016 – 1 special teams tackle; 2017 – 2 special teams tackles; 2019 – 2 special teams tackles; 2020 – 1 special teams tackle; 2022 - 1 special teams tackle; 2023 - 4 special teams tackles; 2024 - 5 special teams tackles.

2025 GAME-BY-GAME REGULAR-SEASON STATISTICS (GIANTS)				
DATE	OPPONENT		W/L	SCORE
09/07	at Commanders	P	L	6-21
09/14	at Cowboys	P	L	37-40+
09/21	Chiefs	P	L	9-22
2025 TOTALS		3	0-3	

+ - Overtime



JAKE KUBAS

G #63

(KOO-bus)

HEIGHT: 6-4
WEIGHT: 308 lbs
COLLEGE: NORTH DAKOTA STATE
HOW ACQUIRED: UDFA-'24
NFL EXP.: 2 YEARS
GIANTS EXP.: 2 YEARS



CAREER HIGHLIGHTS

- As a rookie in 2024, played in five games with three starts (one at left guard, two at right guard)...Made his NFL debut vs. New Orleans (12/8/24)...Started for the first time at left guard at Atlanta (12/22/24)...Kubas and defensive tackle Elijah Chatman were the only 2 rookie free agents to make the initial 53-man roster.

COLLEGE

- Played in 52 games with 44 starts at right guard at North Dakota State...In 2023, started 14 games at right guard...Started 41 consecutive games during his time...Named to All-Missouri Valley Football Conference First-Team...Blocked for an offense that led the nation in rushing yards (3,560), rushing touchdowns (47) and offensive touchdowns (69)...Selected as one of NDSU's six team captains...Voted to the MVFC Scholar-Athlete Second-Team...Named to the College Sports Communicators Academic All-District Team.
- In 2022, started all 15 games at right guard...Blocked for a rushing attack that ranked No. 2 in the FCS averaging 280.6 yards per game.
- In 2020, played in the first three games of the spring before missing the remainder of the season with a leg injury.

OFF-THE-FIELD ACTIVITY

- Helped honor the firefighters who gave their lives on Sept. 11, 2001, with a visit to Engine 15, Ladder 18, Battalion 4 where they learned about the firefighters who passed away and spent time

and shared a meal with firefighters... Continued the annual rookie Thanksgiving tradition at Eva's Village to prepare and serve lunch for the community members of Eva's Village in Paterson, N.J.... Participated in Jingle Jam, where he helped spread holiday joy to more than 500 New Jersey foster children, spending time with them and assisting with the gift distribution... Hosted 50 children from the Tom Coughlin Jay Fund who are experiencing cancer for a holiday shopping spree... After the team practice in Germany prior to the Sunday game, met with the 120 students that participated in the NFL Flag clinic... Met with members from the Wounded Warriors Project during their visit to the Quest Diagnostics Training Center to watch practice and enjoy a day with the Giants.

PERSONAL

- Graduated from NDSU in May 2022 with a bachelor's degree in Sport Management.
- Three-year letterman and two-year starter at Trinity High School in Dickinson, N.D...Two-time captain...All-conference First-Team as a junior...All-State First-Team as a senior...Helped the Titans to an 8-2 record and a state semifinal appearance in 2017.
- Also competed in basketball and track...National Honor Society member.
- Son of Monte and Susan Kubas.

MAIN TRANSACTIONS

- Originally signed by the Giants as a rookie free agent on 5/10/24.

JAKE KUBAS' NFL REGULAR SEASON STATISTICS

DATE	TEAM	GP	GS
2024	Giants	5	3
2025	Giants	0	0
NFL TOTALS		5	3

2025 GAME-BY-GAME REGULAR-SEASON STATISTICS (GIANTS)

DATE	OPPONENT	P/S		W/L	SCORE
09/07	at Commanders		PRACTICE SQUAD	L	6-21
09/14	at Cowboys		PRACTICE SQUAD	L	37-40+
09/21	Chiefs		PRACTICE SQUAD	L	9-22
2025 TOTALS		0-0		0-3	

+ - Overtime



DEXTER LAWRENCE II

DL #97

HEIGHT: 6-4
WEIGHT: 340 lbs
COLLEGE: CLEMSON
HOW ACQUIRED: D1-'19
NFL EXP.: 7 YEARS
GIANTS EXP.: 7 YEARS



HONORS

- Pro Bowl: 2022, 2023, 2024
- Second-team All-Pro: 2022, 2023

CAREER HIGHLIGHTS

- Has played in 95 regular-season games with 88 starts and started both postseason games in which he's played for the Giants...Career totals include 318 tackles, 30.0 sacks, 97 quarterback hits, 36 tackles for loss, 11 passes defended and 5 forced fumbles... Postseason totals include 12 tackles (6 solo), 1 tackle for loss and 4 quarterback hits...Selected a second-team All-Pro in 2022 and 2023 and to the Pro Bowl in 2022, 2023 and 2024.
- In 2024, started the season's first 12 games...Suffered a dislocated left elbow on Thanksgiving Day in Dallas and spent the remainder of the season on injured reserve...Selected to the Pro Bowl...Led the team with a career-high 9.0 sacks despite missing the season's final five games...Totaled 44 tackles (23 solo), 16 quarterback hits, 8 tackles for loss, 1 pass defended and 1 forced fumble...Tallied a career-high 3.0 sacks and tied his season-high with 4 quarterback hits at Seattle (10/6/24)...Became the first Giants defensive lineman to have 3.0 sacks in a game since Leonard Williams in 2021.
- In 2023, started all 16 games in which he played...Named second-team all-pro and selected to the Pro Bowl...Recorded 53 tackles (32 solo), a team-high 21 quarterback hits, 7 tackles for loss, 4.5 sacks and 2 passes defended.
- In 2022, started all 16 regular-season games in which he played he played in and both postseason games for the Giants...Lawrence recorded 68 tackles, 7 tackles for loss, 7.5 sacks, 28 quarterback hits, 3 passes defended and 2 forced fumbles...In the postseason, he had 12 tackles, 1 tackle for loss and 4 quarterback hits.
- In 2021, played in 16 games with 10 starts and produced 54 tackles and 11 quarterback hits...Added 2.5 sacks, 5 tackles for loss, 2 passes defended and 1 forced fumble.
- In 2020, played in all 16 games with 15 starts at defensive tackle...Tied linebacker Kyle Fackrell for 2nd on the team with 4.0 sacks...Tallied 53 tackles (30 solo), 6 tackles for loss, 10 quarterback hits and 2 passes defended.
- As a rookie in 2019, was one of six Giants players to start all 16 games...Lawrence totaled 38 tackles (24 solo), 2.5 sacks, 1 forced fumble, 3 tackles for loss, 9 quarterback hits and 1 pass defended.

NOTES TO KNOW

- Has led the team in sacks across two different seasons (9.0 sacks in 2024 and 7.5 sacks in 2022).
- Lawrence owns 97 quarterback hits, which is tied with Mathias Kiwanuka for the 3rd-most in franchise history.

COLLEGE

- Played in 40 games with 36 starts in three seasons (2016-18) at Clemson...Three-time All-ACC selection...Career totals include 162 tackles (100 solo) 19 tackles for losses, 11.0 sacks, one forced fumble, 3 fumble recoveries, 5 passes defended, 1 interception, and 43 quarterback pressures.
- In 2018, started all 13 games in which he played for the national champion Tigers...AFCA first-team All-America and first-team All-ACC selection...Credited with 44 tackles (30 solo), 7.5 tackles for loss, 1.5 sacks, 3 pass breakups, 15 quarterback pressures, 1 fumble recovery, 1 blocked kick and 1 rushing touchdown in 467 combined offensive and defensive snaps.
- In 2017, started all 12 games in which he played...Missed two games with a foot injury...First-team All-ACC selection...Finished the season with 39 tackles (22 solo), 3 tackles for loss, 2.5 sacks, 5 quarterback pressures, 1 pass breakup and 1 forced fumble.
- In 2016, played in 15 games with 11 starts for Clemson's national championship team...Named Freshman All-America by ESPN and USA Today...ACC Defensive Rookie of the Year (media, coaches)...Second-team All-ACC...All-ACC Academic Team selection...Shared Rookie of the Year honors defensively with Clelin Ferrell... Produced a career-high 79 tackles (48 solo), 9.5 tackles for loss and set a Clemson freshman record with 7.0 sacks.

OFF-THE-FIELD ACTIVITY

- Attended The Giants Foundation Golf Classic which raised more than \$400,000 for The Giants Foundation... Attended the Giants Fan Fest to kickoff and celebrate the 100th season... Participated in MetLife Pet Insurance campaign to highlight his own pets and the importance of providing quality care through pet insurance... Participated in the Campbells Sacks Hunger Campaign, in which each sack during the season provided canned goods for the Community Food Bank of New Jersey. Prior to the holidays, visited the Food Bank with his mother to donate cans of soup, and package and ship boxes of canned goods to families in need ... Attended the second annual Jream Foundation fundraising dinner at MetLife Stadium to support underserved youth with programming and resources... Represented Compassion International during Week 13 of the NFL season for My Cause My Cleats... After the team practice in Germany prior to the Sunday game, met with the 120 students that participated in the NFL Flag clinic... Met with members from the Wounded Warriors Project during their visit to the Quest Diagnostics Training Center to watch practice and enjoy a day with the Giants.

PERSONAL

- Justice studies major...Was one of the highest-rated 5-star recruits in Clemson history...First-team USA Today All-America...Rated as the consensus top player in North Carolina...AP Prep Player of the Year in North Carolina in 2015.

DEXTER LAWRENCE II'S NFL REGULAR SEASON DEFENSIVE STATISTICS																													
DATE	TEAM	GP	GS	TACKLES								QBH	INTERCEPTIONS					O. FUMB				ST					MISC		
				TK	S	A	TFL	YDS	SK	YDS	NO		YDS	LG	TD	PD	FF	FR	TD	YDS	TK	S	A	FF	FR	S	A		
2019	Giants	16	16	38	24	14	3	21	2.5	22.5	9	0	0	0	0	1	1	0	0	0	0	0	0	0	0	0	0	0	0
2020	Giants	16	15	53	30	23	6	29	4.0	26.0	10	0	0	0	0	2	0	0	0	0	0	0	0	0	0	0	0	0	
2021	Giants	16	10	54	27	27	5	14	2.5	14.0	11	0	0	0	0	2	1	0	0	0	0	0	0	0	0	0	0	0	
2022	Giants	16	16	68	35	33	7	38	7.5	49.5	28	0	0	0	0	3	2	0	0	0	0	0	0	0	0	0	0	0	
2023	Giants	16	16	53	32	21	7	47	4.5	36.5	21	0	0	0	0	2	0	0	0	0	0	0	0	0	0	0	0	0	
2024	Giants	12	12	44	23	21	8	61	9.0	65.0	16	0	0	0	0	1	1	0	0	0	0	0	0	0	0	0	0	0	
2025	Giants	3	3	8	4	4	0	0	0.0	0.0	2	0	0	0	0	0	0	0	0	0	0	0	0	0	0	0	0	0	
NFL TOTALS		95	88	318	175	143	36	210	30.0	213.5	97	0	0	0	0	11	5	0	0	0	0	0	0	0	0	0	0	0	

DEXTER LAWRENCE II'S NFL POSTSEASON DEFENSIVE STATISTICS																													
DATE	TEAM	GP	GS	TACKLES								QBH	INTERCEPTIONS					O. FUMB				ST					MISC		
				TK	S	A	TFL	YDS	SK	YDS	NO		YDS	LG	TD	PD	FF	FR	TD	YDS	TK	S	A	FF	FR	S	A		
2022	Giants	2	2	12	6	6	1	2	0.0	0.0	4	0	0	0	0	0	0	0	0	0	0	0	0	0	0	0	0	0	
NFL TOTALS		2	2	12	6	6	1	2	0.0	0.0	4	0	0	0	0	0	0	0	0	0	0	0	0	0	0	0	0	0	

SINGLE-GAME HIGHS: DEFENSIVE		
Total Tackles	9 vs. Washington Commanders, Dec 04, 2022	Passes Defensed
Solo Tackles	5 vs. Philadelphia Eagles, Oct 20, 2024	Forced Fumbles
	...2 more at 5.	
Sacks	3.0 at Seattle Seahawks, Oct 06, 2024	Tackles For Loss
		2 vs. Philadelphia Eagles, Oct 20, 2024
		...2 more at 2.

SINGLE-GAME HIGHS - POSTSEASON: DEFENSIVE		
Total Tackles	6 at Philadelphia Eagles, Jan 21, 2023	Solo Tackles
	...1 more at 6.	4 at Philadelphia Eagles, Jan 21, 2023

2025 GAME-BY-GAME REGULAR-SEASON STATISTICS (GIANTS)																												
DATE	OPPONENT	P/S	TACKLES								QBH	INTERCEPTIONS					O. FUMB				ST				MISC		W/L	SCORE
			TK	S	A	SK	YDS	TFL	YDS			NO	YDS	LG	TD	PD	FF	FR	TD	YDS	TK	S	A	FF	FR	S		
09/07	at Commanders	S	3	0	3	0.0	0.0	0	0	0	0	0	0	0	0	0	0	0	0	0	0	0	0	0	0	L	6-21	
09/14	at Cowboys	S	4	4	0	0.0	0.0	0	0	0	0	0	0	0	0	0	0	0	0	0	0	0	0	0	L	37-40+		
09/21	Chiefs	S	1	0	1	0.0	0.0	0	0	2	0	0	0	0	0	0	0	0	0	0	0	0	0	0	L	9-22		
2025 TOTALS		3-3	8	4	4	0.0	0.0	0	0	2	0	0	0	0	0	0	0	0	0	0	0	0	0	0	0-3			
+ - Overtime																												



RAHEEM LAYNE

S #43

HEIGHT: 5-11
WEIGHT: 192 lbs
COLLEGE: INDIANA
HOW ACQUIRED: FA-'24
NFL EXP.: 3 YEARS
GIANTS EXP.: 1 YEAR



CAREER HIGHLIGHTS

- Has played in 13 games with one start in three seasons for the Chargers and Giants...Played in one postseason game with the Chargers...Totalled 9 tackles (7 solo) and 1 special teams tackle.
- In 2024, played in two games for the Giants...Spent majority of the season on the practice squad...Totalled 3 solo tackles.
- In 2023, played in five games with one start...Tallied 5 tackles (3 solo)...Made his first career start in Week 4 vs. Las Vegas (10/1/23).
- As a rookie in 2022, played in six games, primarily on special teams...Totalled one solo tackle and one solo special teams tackle...Played 80 special teams snaps.

COLLEGE

- Played in 50 games with 25 starts in five seasons at Indiana...Missed the 2020 season due to injury...Moved from cornerback to safety prior to the 2021 season...Totalled 147 tackles (114 solo), 3.5 tackles for loss, 7 passes defended, 1 interception, 2 forced fumbles and 1 fumble recovery.
- As a senior in 2021, started all 12 games at safety...Finished 2nd on the team with 65 tackles and added 1 tackle for loss, 1 pass defended, 1 interception and 1 forced fumble.
- As junior in 2019, played in all 13 games with five starts...Posted

- 30 tackles (28 solo), 2 tackles for loss and 3 passes defended.
- As a sophomore in 2018, played in all 12 games with seven starts...Made 39 tackles (31 solo) and had 0.5 tackles for loss, 3 passes defended, 1 forced fumble and 1 fumble recovery.

PERSONAL

- Native of Sebastian, Florida...Played cornerback at Sebastian River High School...Was a 2016 First-Team All-Area selection...Made 56 tackles with 2 interceptions and 3 forced fumbles...Led the team to the program's first playoff win and the most victories (11) in school history...Three-year letterwinner.
- Mother is Paulette McKenzie...Graduated from Indiana with a SPEA Management degree in Dec. 2020.

MAIN TRANSACTIONS

- Originally signed as a rookie free agent by the Los Angeles Chargers on 5/16/22.
- Released by the Chargers on 8/30/22 and signed to their practice squad on 8/31/22.
- Signed as a free agent by the New York Giants on 8/14/24.
- Waived by the Giants on 8/27/24 and signed to their practice squad on 8/29/24.

RAHEEM LAYNE'S NFL REGULAR SEASON DEFENSIVE STATISTICS

				TACKLES								INTERCEPTIONS						O. FUMB				ST						MISC	
DATE	TEAM	GP	GS	TK	S	A	TFL	YDS	SK	YDS	QBH	NO	YDS	LG	TD	PD	FF	FR	TD	YDS	TK	S	A	FF	FR	S	A		
2022	Chargers	6	0	1	1	0	0	0	0.0	0.0	0	0	0	0	0	0	0	0	0	0	1	1	0	0	0	0	0		
2023	Chargers	5	1	5	3	2	0	0	0.0	0.0	0	0	0	0	0	0	0	0	0	0	0	0	0	0	0	0	0		
2024	Giants	2	0	3	3	0	0	0	0.0	0.0	0	0	0	0	0	0	0	0	0	0	0	0	0	0	0	0	0		
2025	Giants	0	0	0	0	0	0	0	0.0	0.0	0	0	0	0	0	0	0	0	0	0	0	0	0	0	0	0	0		
NFL TOTALS		13	1	9	7	2	0	0	0.0	0.0	0	0	0	0	0	0	0	0	0	0	1	1	0	0	0	0	0	0	

RAHEEM LAYNE'S NFL POSTSEASON DEFENSIVE STATISTICS

DATE	TEAM	GP	GS	TACKLES							QBH	INTERCEPTIONS					O. FUMB				ST					MISC	
				TK	S	A	TFL	YDS	SK	YDS		NO	YDS	LG	TD	PD	FF	FR	TD	YDS	TK	S	A	FF	FR	S	A
2022	Chargers	1	0	0	0	0	0	0	0.0	0.0	0	0	0	0	0	0	0	0	0	0	0	0	0	0	0	0	0
NFL TOTALS		1	0	0	0	0	0	0	0.0	0.0	0	0	0	0	0	0	0	0	0	0	0	0	0	0	0	0	0

SINGLE-GAME HIGHS: DEFENSIVE

Total Tackles 3 at Atlanta Falcons, Dec 22, 2024
...1 more at 3.

Solo Tackles 3 at Atlanta Falcons, Dec 22, 2024



2025 GAME-BY-GAME REGULAR-SEASON STATISTICS (GIANTS)

			TACKLES							INTERCEPTIONS					O. FUMB				ST					MISC					
DATE	OPPONENT	P/S	TK	S	A	SK	YDS	TFL	YDS	QBH	NO	YDS	LG	TD	PD	FF	FR	TD	YDS	TK	S	A	FF	FR	S	A	W/L	SCORE	
09/07	at Commanders												PRACTICE SQUAD															L	6-21
09/14	at Cowboys												PRACTICE SQUAD															L	37-40+
09/21	Chiefs												PRACTICE SQUAD															L	9-22
2025 TOTALS			0	0	0	0.0	0.0	0	0	0	0	0	0	0	0	0	0	0	0	0	0	0	0	0	0	0	0-3		
+ - Overtime																													



CHRIS MANHERTZ

TE #85

HEIGHT: 6-6
WEIGHT: 235 lbs
COLLEGE: CANISIUS
HOW ACQUIRED: FA-'24
NFL EXP.: 10 YEARS
GIANTS EXP.: 2 YEARS



CAREER HIGHLIGHTS

- Has played in 140 regular-season games with 656 starts for New Orleans, Carolina, Jacksonville, Denver, and the Giants, and in two postseason games with one start for the Jaguars...Totals include 30 receptions for 308 yards and 3 touchdowns, including a 51-yarder.
- Did not play college football...Was a 4-year basketball player (2010-14) at Canisius College, where he finished ranked 4th in school history with 789 rebounds and led the team in rebounding in 3 consecutive seasons...Transitioned to football after leaving Canisius and earned a tryout with Buffalo, signing with the team after the 2014 season.
- In his first season with the Giants in 2024, played all 17 games with 11 starts...Caught 3 passes for 30 yards and one touchdown...Played 342 snaps on offense and 165 on special teams.
- In his only season in Denver in 2023, played in 16 games with two starts...Caught 2 passes for 16 yards...Played 367 snaps on offense and 86 on special teams.
- In 2022 with Jacksonville, played in all 17 games with 11 yards and had a career high-tying 6 receptions for the third consecutive season, for 42 yards...Participated in 427 snaps on offense and 155 on special teams plays...Played in both of the Jaguars' postseason games with one start.
- In 2021, played in all 17 games with 10 starts...Recorded a career-high 71 receiving yards on 6 catches (11.8-yard avg.) with 1 touchdown in his first season with Jacksonville.
- In his final season in Carolina in 2020, played in 16 games with a career-high 12 starts...Set a career-high with 6 receptions, for 52 yards.
- In 2019, played in 15 games with six starts, primarily as a blocking tight end...Caught 1 pass for 11 yards.
- In 2018, Manhertz played in all 16 games with four starts...Caught 2 passes for 52 yards, including a career-long 50-yarder for a touchdown.
- In 2017, played in all 16 games with four starts, finishing with 2 catches for 17 yards.
- In his debut season in 2016, spent time with both New Orleans (four weeks) and Carolina (10 weeks), totaling seven games with two starts...Caught one pass for 10 yards and appeared in 55 offensive snaps and 68 special-teams snaps.

COLLEGE

- Did not play football at Canisius College, where he was a 4-year basketball player (2010-14)...Played in 116 games with 94 starts

and averaged 6.5 points and 6.8 rebounds per game...Finished 4th in school history with 789 rebounds...Led the team in rebounding in three consecutive seasons)...Transitioned to football after leaving Canisius.

OFF-THE-FIELD ACTIVITY

- Attended the United Way of New York City's Gridiron Gala event at Glasshouses in NYC, which raised more than \$2 million for UWNYP programming... Attended the Bronx Community Foundation's Inaugural Gala and Assets Awards. Manhertz is a Bronx Native and supports the Bronx Community Foundation's work to provide all residence with resources through community, equity and justice, economic security and health... Attended the kickoff event for the new Bronx Giants program, an expansion of the Far Rockaway and Harlem Giants programs that work to improve police-community relations through flag football while providing tutoring and mentorship... After the team practice in Germany prior to the Sunday game, met with the 120 students that participated in the NFL Flag clinic... Met with members from the Wounded Warriors Project during their visit to the Quest Diagnostics Training Center to watch practice and enjoy a day with the Giants.

PERSONAL

- Health and wellness major...Four-year letterman in basketball at Cardinal Spellman High School in The Bronx...Became the fourth male player in school history to score 1,000 points.
- Son of John and Durline Manhertz...Has 3 brothers, Jason, John and Omari...Born in The Bronx.

MAIN TRANSACTION

- Originally signed by the Buffalo Bills on 12/30/14.
- Waived by Buffalo on 8/19/15.
- Signed by the New Orleans Saints on 8/24/15.
- Waived by New Orleans on 9/5/15 and signed to the Saints' practice squad on 9/7/15.
- Signed to a reserve/futures contract by New Orleans on 1/5/16
- Waived by New Orleans on 10/15/16 and awarded off waivers to the Carolina Panthers on 10/17/16.
- Signed as a free agent by the Jacksonville Jaguars on 3/17/21.
- Signed as a free agent by the Denver Broncos on 3/15/23.
- Released by Denver on 3/8/24.
- Signed as a free agent by the Giants on 3/15/24.
- Re-signed with the Giants on 3/9/25.

CHRIS MANHERTZ'S NFL REGULAR SEASON RUSHING/RECEIVING STATISTICS													
DATE	TEAM	GP	GS	RECEIVING					RUSHING				
				NO.	YDS.	AVG.	LG	TD	NO.	YDS.	AVG.	LG	TD
2016	Saints	3	2	0	0	0.0	0	0	0	0	0.0	0	0
Went from New Orleans to Carolina.													
2016	Panthers	4	0	1	10	10.0	10	0	0	0	0.0	0	0
2016	TOTAL	7	2	1	10	10.0	10	0	0	0	0.0	0	0
2017	Panthers	16	4	2	17	8.5	11	0	0	0	0.0	0	0
2018	Panthers	16	4	2	52	26.0	50t	1	0	0	0.0	0	0
2019	Panthers	15	6	1	11	11.0	11	0	0	0	0.0	0	0
2020	Panthers	16	12	6	52	8.7	17	0	0	0	0.0	0	0
2021	Jaguars	17	10	6	71	11.8	22t	1	0	0	0.0	0	0
2022	Jaguars	17	11	6	42	7.0	21	0	0	0	0.0	0	0
2023	Broncos	16	4	2	16	8.0	10	0	0	0	0.0	0	0
2024	Giants	17	11	3	30	10.0	16	1	0	0	0.0	0	0
2025	Giants	3	2	1	7	7.0	7	0	0	0	0.0	0	0
NFL TOTALS		140	66	30	308	10.3	50T	3	0	0	0.0	0	0

CHRIS MANHERTZ'S NFL POSTSEASON RUSHING/RECEIVING STATISTICS													
DATE	TEAM	GP	GS	RECEIVING					RUSHING				
				NO.	YDS.	AVG.	LG	TD	NO.	YDS.	AVG.	LG	TD
2017	Panthers	0	0	0	0	0.0	0	0	0	0	0.0	0	0
2022	Jaguars	2	1	0	0	0.0	0	0	0	0	0.0	0	0
NFL TOTALS		2	1	0	0	0.0	0	0	0	0	0.0	0	0

SINGLE-GAME HIGHS: RUSHING/RECEIVING

Receptions	2 vs. Houston Texans, Oct 09, 2022	Kickoff Return Yards	1 vs. New England Patriots, Dec 24, 2023
Receiving Yards	50 vs. New Orleans Saints, Dec 17, 2018	Longest Kickoff Return	1 vs. New England Patriots, Dec 24, 2023
Longest Receptions	50t vs. New Orleans Saints, Dec 17, 2018	Most TDs	1 vs. Washington Commanders, Nov 03, 2024
Receiving TDs	1 at Houston Texans, Sep 12, 2021		...2 more at 1.
	...1 more at 1.	Miscellaneous Tackles	1 at Houston Texans, Dec 03, 2023
All-Purpose Yards	50 vs. New Orleans Saints, Dec 17, 2018	Scrimmage Yards	50 vs. New Orleans Saints, Dec 17, 2018
Kickoff Returns	1 vs. New England Patriots, Dec 24, 2023		

SINGLE-GAME HIGHS - POSTSEASON: RUSHING/RECEIVING

All-Purpose Yards	6 vs. Los Angeles Chargers, Jan 14, 2023	Kickoff Return Yards	6 vs. Los Angeles Chargers, Jan 14, 2023
Kickoff Returns	1 vs. Los Angeles Chargers, Jan 14, 2023	Longest Kickoff Return	6 vs. Los Angeles Chargers, Jan 14, 2023

2025 GAME-BY-GAME REGULAR-SEASON STATISTICS (GIANTS)

DATE	OPPONENT	P/S	RECEIVING					RUSHING					W/L	SCORE
			NO.	YDS.	AVG.	LG	TD	NO.	YDS.	AVG.	LG	TD		
09/07	at Commanders	S	0	0	0.0	0	0	0	0	0.0	0	0	L	6-21
09/14	at Cowboys	P	0	0	0.0	0	0	0	0	0.0	0	0	L	37-40+
09/21	Chiefs	S	1	7	7.0	7	0	0	0	0.0	0	0	L	9-22
2025 TOTALS		3-2	1	7	7.0	7	0	0	0	0.0	0	0	0-3	

+ - Overtime



MARCUS MBOW
OL #71

(BO)

HEIGHT: 6-5
WEIGHT: 300 lbs
COLLEGE: PURDUE
HOW ACQUIRED: D5-'25
NFL EXP.: R
GIANTS EXP.: R



GIANTS
SINCE 1960
BIG BLUE
G-MEN

CAREER HIGHLIGHTS

- Has played in three games with the Giants...Played a total of 91 snaps on offense.
- Made his career debut at Washington in Week 1 (9/7/25)...Played in 2 snaps on offense.

COLLEGE

- Made 32 starts across 35 games at Purdue...Saw significant time at both right tackle and right guard, making numerous starts at each spot...Earned All-Big Ten honorable mention in 2022, 2023 and 2024.
- As a junior in 2024, started all 12 games at right tackle...Allowed 1.0 sack in Big Ten play (nine games, 306 pass blocking snaps).
- In 2023, started six games at right guard before suffering a leg injury that sidelined him for the rest of the season.
- Started all 14 games at right guard in 2022.

- Enrolled at Purdue in 2021 and made four appearances on the offensive line before being redshirted.

PERSONAL

- Son of Elizabeth and Demba Mbow...Has four siblings...His father grew up in Senegal before coming to the United States, where he played basketball at Beloit College from 1998 to 2001.
- Was a three-star recruit coming out of Wauwatosa East High School, which is located just east of Milwaukee...Grew up playing basketball and didn't start playing football until middle school...Played

MAIN TRANSACTIONS

- Originally a 5th-round (154th overall) draft choice by the Giants in 2025.


MARCUS MBOW'S NFL REGULAR SEASON STATISTICS

DATE	TEAM	GP	GS
2025	Giants	3	0
NFL TOTALS		3	0

2025 GAME-BY-GAME REGULAR-SEASON STATISTICS (GIANTS)

DATE	OPPONENT	P/S	W/L	SCORE
09/07	at Commanders	P	L	6-21
09/14	at Cowboys	P	L	37-40+
09/21	Chiefs	P	L	9-22
2025 TOTALS		3-0	0-3	

+ - Overtime



JUDE MCATAMNEY

K #99

(mick-uh-TOM-nay)

HEIGHT: 6-2
WEIGHT: 205 lbs
COLLEGE: RUTGERS
HOW ACQUIRED: UDFA-'24
NFL EXP.: 1 YEAR
GIANTS EXP.: 1 YEAR



CAREER HIGHLIGHTS

- As a rookie in 2024, played in one game...Became the first International Player Pathway (IPP) program athlete to be elevated to the active roster in 2024...Made his NFL debut vs. Washington (11/3) and converted on his only extra point attempt and a 31-yard field goal try...Became the first Giants' undrafted rookie free agent to make at least one extra point and one field goal in a game since Bjorn Nittmo vs. the Los Angeles Raiders (12/24/89)...He is also the first Irish born player to score in an NFL game in 39 years (Neil O'Donoghue, 10/27/85, St. Louis Cardinals vs. Houston Oilers)...Spent the remainder of the season on the practice squad.

COLLEGE

- Native of Ireland and former Gaelic football player spent the 2021 season at Chowan University in North Carolina and the 2022-23 seasons at Rutgers.
- In 2023, set a Rutgers school record with 40 touchbacks on 60 attempts...Had no kicks out-of-bounds...Academic All-Big Ten.
- In 2022, played in all 12 games and made 12-of-18 field goal attempts, including 5 of at least 40 yards with a long of 49, twice...Successful on 23 of 24 extra point tries...Led the team with 59 points scored...Had 17 touchbacks on 47 kickoffs.
- In 2021, served as the primary placekicker and kickoff specialist at Chowan...Made 6 of 10 field goal attempts, with a long of 47 yards, all 47 of his extra point tries...Tallied 10 touchbacks on 60 kickoffs...Also punted twice.

OFF-THE-FIELD ACTIVITY

- Visited the Human Society of Teterboro to drop off supplies and visit animals at the shelter... Joined Project Kind, an organization to support those experiencing homelessness, to host an event with 125 people from the organization for a day of haircuts, spa treatments and lunch at MetLife stadium... Participated in Jingle Jam, where he helped spread holiday joy to more than 500 New Jersey foster children, spending time with them and assisting with the gift distribution... After the team practice in Germany prior to the Sunday game, met with the 120 students that participated in the NFL Flag clinic... Met with members from the Wounded Warriors Project during their visit to the Quest Diagnostics Training Center to watch practice and enjoy a day with the Giants.

PERSONAL

- Native of Derry, Ireland...Played Gaelic football and competed as a free taker for Derry U20s of the Gaelic Athletic Association...Helped the Oak Leaf County to the Ulster title in 2018.
- Labor and employment relations major at Rutgers.

MAIN TRANSACTIONS

- Originally signed as a rookie free agent by the Giants on 5/10/24 through the NFL's International Player Pathway Program.
- Signed with the Giants on 1/6/25.

JUDE MCATAMNEY'S NFL REGULAR SEASON KICKING STATISTICS

DATE	TEAM	GP	FGM	FGA	PCT.	LG	XP	XPA	PCT.	BLK	PTS
2024	Giants	1	1	1	100.0	31	1	1	100.0	0	4
2025	Giants	0	0	0	0.0	0	0	0	0.0	0	0
NFL TOTALS		1	1	1	100.0	31	1	1	100.0	0	4

JUDE MCATAMNEY'S NFL REGULAR SEASON FIELD-GOAL ACCURACY STATISTICS

DATE	TEAM	1-19	PCT.	20-29	PCT.	30-39	PCT.	40-49	PCT.	50+	PCT.
2024	Giants	0-0	0.0	0-0	0.0	1-1	100.0	0-0	0.0	0-0	0.0
2025	Giants	0-0	0.0	0-0	0.0	0-0	0.0	0-0	0.0	0-0	0.0
NFL TOTALS		0-0	0.0	0-0	0.0	1-1	100.0	0-0	0.0	0-0	0.0

SINGLE-GAME HIGHS: KICKER

Kickoff Average 65.0 vs. Washington Commanders, Nov 03, 2024

Touchbacks 4 vs. Washington Commanders, Nov 03, 2024

2025 GAME-BY-GAME REGULAR-SEASON STATISTICS (GIANTS)

		FIELD GOALS				EXTRA POINTS						
DATE	OPPONENT	FGM	FGA	PCT	LG	XP	XPA	PCT	BLK	PTS	W/L	SCORE
09/07	at Commanders					PRACTICE SQUAD					L	6-21
09/14	at Cowboys					PRACTICE SQUAD					L	37-40+
09/21	Chiefs					PRACTICE SQUAD					L	9-22
2025 TOTALS		0										
+ - Overtime												



DANTE MILLER
RB #25

HEIGHT: 5-9
WEIGHT: 200 lbs
COLLEGE: SOUTH CAROLINA
HOW ACQUIRED: UDFA-'24
NFL EXP.: 1 YEAR
GIANTS EXP.: 1 YEAR



CAREER HIGHLIGHTS

- As a rookie in 2024, spent the majority of the season on the practice squad...Elevated to the active roster and played one snap in his NFL debut at Seattle (10/6/24)...Played seven special teams snaps the following week vs. Cincinnati (10/13/24).

COLLEGE

- Played three seasons at Columbia (2018-21; the Ivy League did not play in 2020) and the 2022 season at South Carolina...Had hoped to play for the Gamecocks in 2023 but was ruled ineligible by the NCAA after the deadline to declare for the 2023 NFL Draft...Became a free agent that was not included in the 2024 draft class.
- In 2022 at South Carolina, played in each of the first six games...Rushed 6 times for 38 yards.
- At Columbia, played in 26 games with seven starts...Rushed for 1,281 yards and 6 touchdowns on 258 carries (4.9-yard avg.)...Added 20 receptions for 73 yards.
- In 2021, named first-team All-Ivy League by Phil Steele...Played in 10 games with four starts and ranked 2nd in the league in rushing yards (814), 3rd in yards-per-carry (5.61), and 4th in all-purpose yardage per game (92.2)...Scored 4 touchdowns...Rushed for a career-high 187 yards vs. Penn.
- In 2019, played in all 10 games with two starts...Had 52 carries for 150 yards and 1 touchdown.
- As a freshman in 2018, played in six games with one start...Suffered a season-ending injury during Columbia's sixth game vs. Dartmouth...Rushed for 317 yards and 1 touchdown on 61 carries...2-time Ivy League Rookie of the Week selection.

OFF-THE-FIELD ACTIVITY

- Attended the United Way of New York City's Gridiron Gala event at Glasshouses in NYC, which raised more than \$2 million for UWNYP programming... Joined the Hillside High School football team to organize and sort donation items at the Community Food Bank of New Jersey.... Attended the annual Heart of A Giant Clinic with Hospital for Special Surgery and USA Football at the Quest Diagnostic Training Center to join high school football coaches and athletes for a day filled with sessions on mental

health, functional movement screenings and exercises, and the dangers of steroids and supplements... Attended the Cardinal Hayes High School Football Team State Championship ring ceremony to speak to the team and celebrate their accomplishments. Miller is a Columbia University Alumni and played on the same field that Cardinal Hayes won their first-ever State Championship... Partnered with the American Heart Association to encourage students to be active for 60 minutes a day while creating healthy habits and presented the school with a \$1,500 equipment grant at Hoover Elementary School in Bergenfield, NJ... Surprised the Nutley High School Raiders Football team with a \$10,000 equipment grant after their practice... Participated in Jingle Jam, where he helped spread holiday joy to more than 500 New Jersey foster children, spending time with them and assisting with the gift distribution... Represented YCS during Week 13 of the NFL season for My Cause My Cleats... After the team practice in Germany prior to the Sunday game, met with the 120 students that participated in the NFL Flag clinic... Met with members from the Wounded Warriors Project during their visit to the Quest Diagnostics Training Center to watch practice and enjoy a day with the Giants.

PERSONAL

- Graduated from Richmond High School in Rockingham, N.C...Played four years of varsity football and was a two-time all-conference selection...Named team captain as a senior...Played running back, wide receiver and defensive back...Career totals included 1,703 yards and 25 touchdowns on 217 carries and 20 receptions for 217 yards and 3 touchdowns.
- As a senior, rushed for 1,327 yards and 19 touchdowns on 158 carries and led the Raiders to a 7-5 record...Earned Richmond County Athlete of the Week honors...Selected to compete in the Carolina's Shrine Bowl game.
- Also competed in basketball, swimming and track and field...Personal-best in the 100-meter dash was a 10.2.
- Member of the National Honor Society and National Beta Club...Earned a degree in Sociology.

MAIN TRANSACTIONS

- Originally signed by the Giants as a rookie free agent on 5/5/24.

DANTE MILLER'S NFL REGULAR SEASON RUSHING/RECEIVING STATISTICS

DATE	TEAM	GP	GS	RUSHING					RECEIVING				
				NO.	YDS.	AVG.	LG	TD	NO.	YDS.	AVG.	LG	TD
2024	Giants	2	0	0	0	0.0	0	0	0	0	0.0	0	0
2025	Giants	0	0	0	0	0.0	0	0	0	0	0.0	0	0
NFL TOTALS		2	0	0	0	0.0	0	0	0	0	0.0	0	0

DANTE MILLER'S NFL REGULAR SEASON RETURN STATISTICS												
DATE	TEAM	KICKOFF RETURNS					PUNT RETURNS					
		RET.	YDS.	AVG.	LG	TD	NO.	FC	YDS.	AVG.	LG	TD
2024	Giants	0	0	0.0	0	0	0	0	0	0.0	0	0
2025	Giants	0	0	0.0	0	0	0	0	0	0.0	0	0
NFL TOTALS		0	0	0.0	0	0	0	0	0	0.0	0	0

2025 GAME-BY-GAME REGULAR-SEASON STATISTICS (GIANTS)														
DATE	OPPONENT	P/S	RUSHING					RECEIVING					W/L	SCORE
			NO.	YDS.	AVG.	LG	TD	NO.	YDS.	AVG.	LG	TD		
09/07	at Commanders												L	6-21
09/14	at Cowboys												L	37-40+
09/21	Chiefs												L	9-22
2025 TOTALS		0-0	0	0	0.0	0	0	0	0	0.0	0	0	0-3	

+ - Overtime



DARIUS MUASAU

ILB #53

(MOO-uh-sow (like cow))

HEIGHT: 6-0
WEIGHT: 234 lbs
COLLEGE: UCLA
HOW ACQUIRED: D6-'24
NFL EXP.: 2 YEARS
GIANTS EXP.: 2 YEARS



CAREER HIGHLIGHTS

- Over the course of his career, has played in 17 games (eight starts) and totaled 57 tackles, 3 tackles for loss, 1 interception, 1 pass defended and 1 quarterback hit.
- As a rookie in 2024, played in 15 games with seven starts...Totalled 54 tackles, 3 tackles for loss, 1 quarterback hit, 1 pass defended and 1 interception.
- Started in his NFL debut vs. Minnesota (9/8) and had 6 tackles, 1 tackle for loss, 1 pass defended and 1 interception...Became the first Giant with an interception in his NFL debut since defensive end Niko Lalos at Cincinnati on 11/29/20.

COLLEGE

- Played three seasons at the University of Hawai'i and two at UCLA...Played in 63 games with 51 starts, including 37 games with 25 starts at Hawai'i and starts in all 26 games at UCLA...Totalled 440 career tackles, 40.0 stops for loss, 16.5 sacks and 5 interceptions...In each of his two seasons in Westwood, Muasau led the Bruins in tackles and was named second-team All-Pac 12.
- In 2023, started all 13 games for the Bruins and tallied a team-high 75 tackles (43 solo), 10.5 stops for loss, 4.0 sacks, a career-high 6 passes defended, and 1 interception...Named second-team All-Pac 12 by the league's coaches.
- In 2022, started all 13 games at inside linebacker...Named second-team All-Pac-12 by the league coaches...Led the team with 91 tackles.
- In 2021, played in 13 games with 12 starts in his final season at Hawai'i...Named first-team All-Mountain West first team...Led team in tackles, tackles for loss, sacks, and forced fumbles...Team captain...Totalled a team and career-high 109, including 14.0 tackles for loss and 7.0 sacks...Tied for 2nd nationally with 5 forced fumbles.
- In 2020, started all nine games in a pandemic-shortened season...Named first-team All-Mountain West first team...Led team in tackles (104) tackles for loss (9.5), and sacks (4.5)...One of five finalists for the Polynesian College Football Player of the Year award.
- In his debut season in 2019, played in all 15 games with four starts...Named the team's Dick Tomey Special Teams MVP...Finished 3rd on the team with 61 tackles...Had 3.0 tackles for loss and recovered 2 fumbles...Received All-Mountain West

All-Academic honors.

OFF-THE-FIELD ACTIVITY

- Continued the annual rookie Thanksgiving tradition at Eva's Village to prepare and serve lunch for the community members of Eva's Village in Paterson, N.J.... Joined a zoom call with his alma mater Mililani High School to surprise the football team with a \$10,000 contribution from the NFL Foundation and Nike to support the tackle and flag football programs... After the team practice in Germany prior to the Sunday game, met with the 120 students that participated in the NFL Flag clinic... Met with members from the Wounded Warriors Project during their visit to the Quest Diagnostics Training Center to watch practice and enjoy a day with the Giants... Joined Project Kind, an organization to support those experiencing homelessness, to host an event with 125 people from the organization for a day of haircuts, spa treatments and lunch at MetLife stadium... Hosted the boys from the Far Rockaway and Harlem Giants that were graduating middle school for a day at the training facility filled with character building activities, lunch in the team cafeteria and different games in the field house... To celebrate Halloween, dressed in costume to visit patients and distribute giftbags at Hackensack University Medical Center's Joseph M. Sanzari Children's Hospital.

PERSONAL

- Sociology major... Born in San Diego, CA...Has 5 brothers...Parents are Matthew and Felisa Muasau of 'Ewa Beach, Oahu.
- A 2019 graduate of Mililani High School on Oahu...As a senior, named first-team all-state and 2018 Defensive Player of the Year...Finished with 87 tackles, 38.5 tackles for loss and 2 interceptions...Also played running back...Helped Mililani to a 10-3 record and runner-up finish for the Open Division title...Selected to play in the 2019 Polynesian Bowl.
- Earned all-state mention as a junior...Part of Trojan squad that captured the 2016 Division I state.

MAIN TRANSACTIONS

- Originally a 6th-round (183rd pick overall) draft choice by the Giants in 2024.

DARIUS MUASAU'S NFL REGULAR SEASON DEFENSIVE STATISTICS

				TACKLES								INTERCEPTIONS						O. FUMB				ST						MISC				
DATE	TEAM	GP	GS	TK	S	A	TFL	YDS	SK	YDS	QBH	NO	YDS	LG	TD	PD	FF	FR	TD	YDS	TK	S	A	FF	FR	S	A	FF	FR	S	A	
2024	Giants	15	7	54	26	28	3	5	0.0	0.0	1	1	1	1	0	1	0	0	0	0	1	0	1	0	0	0	0	0	0	0	0	
2025	Giants	2	1	3	2	1	0	0	0.0	0.0	0	0	0	0	0	0	0	0	0	0	0	0	0	0	0	0	0	0	0	0	0	
NFL TOTALS		17	8	57	28	29	3	5	0.0	0.0	1	1	1	1	0	1	0	0	0	0	1	0	1	0	0	0	0	0	0	0	0	0

SINGLE-GAME HIGHS: DEFENSIVE

Total Tackles	11 at Atlanta Falcons, Dec 22, 2024	Tackles For Loss	1 at Philadelphia Eagles, Jan 05, 2025
Solo Tackles	7 vs. New Orleans Saints, Dec 08, 2024		...2 more at 1.
Passes Defensed	1 vs. Minnesota Vikings, Sep 08, 2024	Interceptions	1 vs. Minnesota Vikings, Sep 08, 2024

2025 GAME-BY-GAME REGULAR-SEASON STATISTICS (GIANTS)

			TACKLES								INTERCEPTIONS					O. FUMB				ST					MISC				
DATE	OPPONENT	P/S	TK	S	A	SK	YDS	TFL	YDS	QBH	NO	YDS	LG	TD	PD	FF	FR	TD	YDS	TK	S	A	FF	FR	S	A	W/L	SCORE	
09/07	at Commanders	P	2	1	1	0.0	0.0	0	0	0	0	0	0	0	0	0	0	0	0	0	0	0	0	0	0	0	L	6-21	
09/14	at Cowboys	S	1	1	0	0.0	0.0	0	0	0	0	0	0	0	0	0	0	0	0	0	0	0	0	0	0	0	L	37-40+	
09/21	Chiefs		ON INACTIVE LIST																									L	9-22
2025 TOTALS		2-1	3	2	1	0.0	0.0	0	0	0	0	0	0	0	0	0	0	0	0	0	0	0	0	0	0	0	0-3		

+ - Overtime



MALIK NABERS

WR #1

HEIGHT: 6-0
WEIGHT: 200 lbs
COLLEGE: LSU
HOW ACQUIRED: D1-'24
NFL EXP.: 2 YEARS
GIANTS EXP.: 2 YEARS



2025 SEASON HIGHLIGHTS

- Caught 5 passes for 71 yards (14.2 avg.) at Washington in Week 1 (9/7).
- At Dallas in Week 2 (9/14), caught 9 passes for 167 yards (18.6 avg.) and 2 touchdowns.

HONORS

- Pro Bowl: 2024

CAREER HIGHLIGHTS

- Played in 18 games (16 starts) and caught 125 passes for 1,455 yards and 9 touchdowns.
- As a rookie in 2024, played in 15 games with 13 starts...Missed two games due to a concussion...Finished with 179 targets and 109 receptions for 1,204 yards and 7 touchdowns...Earned his first Pro Bowl nod after ranking 2nd in the NFL in targets (170) and receptions per game (7.3), 5th in receptions (109), and 7th in receiving yards (1,204) and yards-per-game (80.3)...Nabers was the Giants' first Pro Bowl wide receiver since Beckham was selected to his third in a row in 2016...He was the first Giants rookie Pro Bowler since Odell Beckham Jr. in 2014.
- Tallied 10 receptions for 127 yards and his first touchdown, at Washington (9/15/24)...Joined Beckham as the only rookies in Giants history to record 10-plus receptions, 125-plus receiving yards and 1 or more receiving touchdowns in a game...At 21 years and 49 days old, Nabers became the youngest player in NFL history with at least 10 receptions, 100 receiving yards and a touchdown in a single game, surpassing Gern Nagler (21 years and 251 days old on 11/1/53; Chicago Cardinals).
- Scored 2 touchdowns while catching 8 passes for 78 yards at Cleveland (9/22/24)...Became the youngest wide receiver in NFL history to have 2 receiving touchdowns in a game.
- Led the Giants with 7 receptions for a career-high 171 yards and 2 touchdowns vs. Indianapolis (12/29/24)...His 171 receiving yards were the most by a Giant since Kadarius Toney set the franchise rookie record with 189 in 2021...Nabers' 59-yard touchdown was the longest scoring reception by a Giants rookie since Beckham had a 63-yard touchdown vs. Philadelphia on 12/28/14...Became the first rookie since Cincinnati's Ja'Marr Chase on 1/1/22 to total 170+ receiving yards and 2+ touchdowns in a game.

NOTES TO KNOW

- Recorded 109 receptions in 2024, setting a new franchise record...Surpassed Steve Smith's mark of 107 receptions in 2009...Nabers' 109 receptions are also the most by a rookie wide receiver, passing Puka Nacua's 105 receptions in 2023...His 109 receptions are the 2nd-most by any rookie ever, behind only tight end Brock Bowers, who caught 112 passes in 2024.

- Became 1st Giants rookie to eclipse 100 receptions and 2nd to reach 1,000 receiving yards (also Odell Beckham Jr., 1,305 yards in 2014).
- His 125 receptions through 18 career games are the second most in NFL history...Nabers owns the records for most catches through nine games (67), 10 games (75), 11 games (80), 13 games (97) and 14 games (104).
- In his first three career games, Nabers recorded 23 receptions for 271 yards and 3 touchdowns, making him the first player in NFL history with 20+ receptions 250+ receiving yards and 3+ touchdowns in his first three career games.

COLLEGE

- Played in 38 games with 30 starts in three seasons for LSU...Ended his career as the school's all-time leader in receptions (189) and receiving yards (3,003)...One of only two players in LSU history with more than 3,000 receiving yards, joining Josh Reed (3,001 yards from 1999-2001)...Ranked 7th in LSU history with 21 touchdown catches...Led the SEC in receptions in back-to-back years with 72 as a sophomore in 2022 followed by 89 in 2023...1 of only 2 players in school history with back-to-back 1,000-yard seasons, joining Reed, who did it in 2000 and 2001.
- In 2023, started all 13 games at wide receiver...Unanimous All-America as he was a first-team selection by AP, Walter Camp, FWAA, AFCA and Sporting News...First-team All-SEC by the AP and SEC Coaches...Led the nation with 120.7 receiving yards a game...Also led the FBS in plays of 20-plus yards (34) and 30-plus yards (17)...Finished 2nd nationally with 1,569 receiving yards and 3rd with 14 touchdown catches...Led the SEC with 89 receptions and 1,569 yards, and ranked 2nd in the league with 14 touchdown catches...His 89 receptions and 1,569 yards rank 3rd in LSU single-season history and his 14 touchdowns are 4th.
- Broke LSU's record for receiving yards in the ReliaQuest Bowl vs. Wisconsin...Played only the first half vs. Wisconsin, catching 3 passes for 29 yards...Tallied a career-high 13 receptions for 239 yards and 2 touchdowns vs. Mississippi.
- In 2022, played in 14 games with 11 starts...Finished with 72 receptions for 1,017 yards and 3 touchdowns...Led the SEC in receptions and ranked 2nd in receiving yards...MVP of the Citrus Bowl after catching 9 passes for 163 yards and a 75-yard touchdown...Also threw a 5-yard touchdown pass to Jayden Daniels in the 63-7 victory vs. Purdue.
- As a freshman in 2021, played in 11 games with six starts...Earned Freshman All-SEC honors...Caught 28 passes for 417 yards and 4 touchdowns.

OFF-THE-FIELD ACTIVITY

- Attended the Giants Fan Fest to kickoff and celebrate the 100th season... Ahead of the 100th Thanksgiving Day meeting between East Side and JFK High School football teams in New Jersey,

surprised 3 of the top players from each of the teams at Hinchliffe Stadium... Represented NYC Mamma’s Give Back during Week 13 of the NFL season for My Cause My Cleats... After the team practice in Germany prior to the Sunday game, met with the 120 students that participated in the NFL Flag clinic... Met with members from the Wounded Warriors Project during their visit to the Quest Diagnostics Training Center to watch practice and enjoy a day with the Giants... Joined Project Kind, an organization to support those experiencing homelessness, to host an event with 125 people from the organization for a day of haircuts, spa treatments and lunch at MetLife stadium... Hosted the boys from the Far Rockaway and Harlem Giants that were graduating middle school for a day at the training facility filled with character building activities, lunch in the team cafeteria and different games in the field house... To celebrate Halloween, dressed in costume to visit patients and distribute giftbags at Hackensack University Medical Center’s Joseph M. Sanzari Children’s Hospital.

PERSONAL

- Opted to forgo senior season and enter the 2024 NFL Draft...In May of 2023 joined 10 teammates in LSU’s Study Abroad program that took them on a 10-day trip to Senegal.
- Played first three years of prep football at Ovey Comeaux High School in Lafayette, LA, where he played wide receiver, defensive back and returner on the freshman football team...Moved up to varsity as a sophomore and caught 17 passes for 438 yards and

4 touchdowns

- Transferred to Southside High School in Youngsville, LA for senior season...Unable to play football as a senior in 2020 due to his transfer waiver being denied...His former defensive coordinator at Comeaux was hired by Southside, and there was a rule in place forbidding players from following a coach to another school...Nabers spent the year practicing on the scout team, but was still named an Under Armour All-American...Rated as the No. 6 prospect in Louisiana and the 18th-best overall wide receiver, according to 247 Sports.
- In 2019, caught 58 passes for 1,223 yards and 21 touchdowns...Played on the Louisiana Bootlegger 7-on-7 team the summer after his sophomore season, when they went undefeated and won the 2019 7-on-7 National Championship in Atlanta.
- As a junior, Nabers led all receivers in the state with 58 receptions for 1,223 yards and 21 touchdowns...Three-sport athlete who participated in football, basketball, and track and field...Posted a personal best of 23.42 seconds in the 200 meters.
- Born and raised in Lafayette, an hour drive west of Baton Rouge... Has 5 sisters and one brother...Mass communications major...Started playing team sports in middle school, baseball (centerfield and pitcher) before he tried basketball and football.

MAIN TRANSACTIONS

- Originally a 1st-round (6th pick overall) draft choice by the Giants in 2024.

MALIK NABERS' NFL REGULAR SEASON RUSHING/RECEIVING STATISTICS													
DATE	TEAM	GP	GS	RECEIVING					RUSHING				
				NO.	YDS.	AVG.	LG	TD	NO.	YDS.	AVG.	LG	TD
2024	Giants	15	13	109	1,204	11.0	59†	7	5	2	0.4	4	0
2025	Giants	3	3	16	251	15.7	48†	2	0	0	0.0	0	0
NFL TOTALS		18	16	125	1,455	11.6	59T	9	5	2	0.4	4	0

MALIK NABERS' NFL REGULAR SEASON RETURN STATISTICS													
DATE	TEAM	KICKOFF RETURNS					PUNT RETURNS					TD	
		RET.	YDS.	AVG.	LG	TD	NO.	FC	YDS.	AVG.	LG		
2024	Giants	0	0	0.0	0	0	0	0	0	0.0	0	0	0
2025	Giants	0	0	0.0	0	0	0	0	0	0.0	0	0	0
NFL TOTALS		0	0	0.0	0	0	0	0	0	0.0	0	0	0

SINGLE-GAME HIGHS: RUSHING/RECEIVING													
Rush Attempts	2 at Cleveland Browns, Sep 22, 2024					Longest Receptions	59† vs. Indianapolis Colts, Dec 29, 2024						
Rushing Yards	4 at Cleveland Browns, Sep 22, 2024					Receiving TDs	2 at Dallas Cowboys, Sep 14, 2025						
Longest Runs	4 at Dallas Cowboys, Nov 28, 2024						...2 more at 2.						
Receptions	12 vs. Dallas Cowboys, Sep 26, 2024					All-Purpose Yards	171 vs. Indianapolis Colts, Dec 29, 2024						
Receiving Yards	171 vs. Indianapolis Colts, Dec 29, 2024					Most TDs	2 at Dallas Cowboys, Sep 14, 2025						
Receiving Average	24.4 vs. Indianapolis Colts, Dec 29, 2024						...2 more at 2.						
						Scrimmage Yards	171 vs. Indianapolis Colts, Dec 29, 2024						

100-YARD RECEIVING GAMES (4): REGULAR SEASON						
DATE	TEAM	NO.	YDS.	AVG.	LG	TD
09/15/24	at Commanders	10	127	12.7	28	1
09/26/24	COWBOYS	12	115	9.6	39	0
12/29/24	COLTS	7	171	24.4	59†	2
09/14/25	at Cowboys	9	167	18.6	48†	2

2025 GAME-BY-GAME REGULAR-SEASON STATISTICS (GIANTS)													
DATE	OPPONENT	P/S	RECEIVING					RUSHING					SCORE
			NO.	YDS.	AVG.	LG	TD	NO.	YDS.	AVG.	LG	TD	
09/07	at Commanders	S	5	71	14.2	25	0	0	0	0.0	0	0	L 6-21
09/14	at Cowboys	S	9	167	18.6	48†	2	0	0	0.0	0	0	L 37-40+
09/21	Chiefs	S	2	13	6.5	9	0	0	0	0.0	0	0	L 9-22
2025 TOTALS		3-3	16	251	15.7	48T	2	0	0	0.0	0	0	O-3

+ - Overtime



EVAN NEAL
OL #73

HEIGHT: 6-7
WEIGHT: 340 lbs
COLLEGE: ALABAMA
HOW ACQUIRED: D1-'22
NFL EXP.: 4 YEARS
GIANTS EXP.: 4 YEARS



GIANTS
SINCE 1960
BIG BLUE
GREEN

CAREER HIGHLIGHTS

- Has played in 29 regular-season games with 27 starts and started two postseason games.
- In 2024, played in nine games with seven starts at right tackle...Made his 2024 debut at Pittsburgh (10/28/24) and his first start at Carolina (11/10/24).
- In 2023, started all seven games in which he played at right tackle...Suffered an ankle injury at Buffalo (10/15/23) and missed the next two games...Returned to action at Las Vegas (11/5/23) and exited early due to injury... Placed on injured reserve on 12/24/23 to end his season.
- As a rookie in 2022, started all 13 regular-season games and two postseason games in which he played at right tackle...Suffered a knee injury at Jacksonville (10/23/22) and was inactive for four contests.

COLLEGE

- Started all 40 games in which he played at Alabama and missed only one game in three seasons due to a positive COVID-19 test in 2020...Started 13 games at left guard in 2019, 12 at right tackle in 2020 and 15 at left tackle in 2021.
- As a junior in 2021, selected first-team All-America by the AFCA, FWAA, The Sporting News, CBS Sports, ESPN.com and USA Today and second-team by the AP...Named first-team All-SEC...Elected one of Alabama's permanent team captains.
- In 2020, started 12 games at right tackle...Helped anchor the right side of the Alabama offensive line that blocked for the Power 5's No. 1 scoring offense (48.5 points-per-game), No. 1 pass efficiency offense (198.9), No. 2 passing offense (358.2 yards-per-game) and No. 2 total offense (541.6 yards-per-game).
- In 2019, played multiple positions across the line before settling in at left guard...Selected to the freshman All-SEC squad by the league coaches...Helped the Tide's offensive line rank 3rd nationally in sacks allowed at just .92 per game (12 sacks in 406 pass attempts), No. 2 nationally in scoring (47.2 points-per-game), 3rd in passing (342.2 yards-per-game) and 6th in total offense (510.8 yards-per-game).

OFF-THE-FIELD ACTIVITY

- Hosted a youth football camp for 500 youngsters from his hometown of Lake Okeechobee, Fla.... Hosted the second annual Jream Foundation fundraising dinner at MetLife Stadium to support underserved youth with programming and resources... After the team practice in Germany prior to the Sunday game, met with the 120 students that participated in the NFL Flag clinic... Met with members from the Wounded Warriors Project during their visit to the Quest Diagnostics Training Center to watch practice and enjoy a day with the Giants.

PERSONAL

- Anchored the offensive line at IMG Academy in Bradenton, FL, where he was a 5-star offensive tackle by all major recruiting outlets and one of the top players in Florida...
- Has seven siblings...Born and raised in Okeechobee, FL and grew up in a sports family, playing football and basketball throughout his childhood.
- Attended Okeechobee High School as a freshman, when he played right guard and tackle and defensive tackle on the varsity.
- After his freshman year, he transferred to IMG Academy, where he started at right guard as a sophomore...In his junior season, Neal saw action at tackle and guard, helping IMG to a 9-0 record...As a senior in 2018, played left tackle.
- Neal's father, Eddie, played linebacker at Tulane...His cousin, Cleveland Gary, played running back at Georgia and Miami before becoming a 1989 1st-round draft choice (No. 26 overall), playing six seasons in the NFL for the Los Angeles Rams and Miami Dolphins...Neal's uncle, Jimmie Jones, was a defensive lineman at Miami and a 3rd-round pick in the 1990 NFL Draft, playing eight seasons with the Dallas Cowboys, St. Louis Rams and Philadelphia Eagles.

MAIN TRANSACTIONS

- Originally a 1st-round (7th pick overall) draft choice by the Giants in 2022.

EVAN NEAL'S NFL REGULAR SEASON STATISTICS

DATE	TEAM	GP	GS
2022	Giants	13	13
2023	Giants	7	7
2024	Giants	9	7
2025	Giants	0	0
NFL TOTALS		29	27

EVAN NEAL'S NFL POSTSEASON STATISTICS			
DATE	TEAM	GP	GS
2022	Giants	2	2
NFL TOTALS		2	2

2025 GAME-BY-GAME REGULAR-SEASON STATISTICS (GIANTS)					
DATE	OPPONENT	P/S		W/L	SCORE
09/07	at Commanders		ON INACTIVE LIST	L	6-21
09/14	at Cowboys		ON INACTIVE LIST	L	37-40+
09/21	Chiefs		ON INACTIVE LIST	L	9-22
2025 TOTALS		0-0		0-3	

+ - Overtime



TYLER NUBIN

S #27

(noo-BIN)

HEIGHT: 6-2
WEIGHT: 210 lbs
COLLEGE: MINNESOTA
HOW ACQUIRED: D2-'24
NFL EXP.: 2 YEARS
GIANTS EXP.: 2 YEARS



GIANTS
SINCE 1960
BIG BLUE
G-M-E-N

CAREER HIGHLIGHTS

- Nubin has played in 16 games (16 starts) and totaled 111 tackles, 6 tackles for loss, 1 pass defended, 1 fumble recovery and 1 forced fumble.
- As a rookie in 2024, started each of the season's first 13 games...Suffered an ankle injury vs. New Orleans (12/8/24) and was placed on injured reserve...Despite missing the final 4 games, finished 2nd on the team with 97 tackles, 4 stops for loss, 1 pass defended, 1 forced fumble, and 1 fumble recovery.
- Tallied 8 tackles and 1 forced fumble in vs. Dallas (9/26/24)...Became the first Giants rookie defensive back to record 8+ tackles and 1 forced fumble in a game since Collins (at Miami, 12/14/15).
- Recorded 12 tackles in each of three consecutive games: at Carolina (11/10/24), vs. Tampa Bay (11/24/24) and at Dallas (11/28/24)...Became the first Giants rookie to produce three straight games with 12+ tackles...Became the 8th NFL rookie since 1987 with 12+ tackles in three consecutive games.

NOTES TO KNOW

- Led all rookies in 2024 with 97 tackles...His 97 tackles mark the 2nd-most by a Giants rookie, trailing only Landon Collins who recorded 112 tackles in 2015.

COLLEGE

- Played in 55 games with 43 starts in five seasons at Minnesota...Intercepted a school-record 13 passes and led the Gophers in picks in each of his final four years, including a career-high 5 in 2023...Tallied 207 tackles, 4.5 stops for loss, 2.0 sacks, 24 passes defended, 3 forced fumbles and 1 fumble recovery...Four-time Academic All-Big Ten selection (2020-23).
- In 2023, started all 12 regular-season games...Named a first-team All-America by The Sporting News and second-team by the AP, FWAA and Walter Camp Foundation...First-team All-Big Ten...Tied for 2nd on the team with 53 tackles...Led the Gophers with career-high totals of 5 interceptions and 9 passes defended.
- In 2022, started all 11 games in which he played...Second-team All-Big Ten...Compiled 55 tackles, both career-high totals, including 2 for loss...Recorded 4 interceptions, broke up 7 passes, and forced 1 fumble.
- In 2021, started all 13 games...Honorable mention All-Big Ten...Led Minnesota with 3 interceptions and was 3rd on the team with 52 tackles.
- In 2020, started all seven games in the COVID-shortened season...Tallied 41 tackles, 1 interception and 1 forced fumble.

OFF-THE-FIELD ACTIVITY

- Joined the Paterson Wildcats youth tackle and girls flag football teams for a clinic in the Quest Diagnostic Training Center and surprised the team with a \$10,000 equipment grant thanks to Dunkin'... Joined Project Kind, an organization to support those experiencing homelessness, to host an event with 125 people from the organization for a day of haircuts, spa treatments and lunch at MetLife stadium... Hosted the boys from the Far Rockaway and Harlem Giants that were graduating middle school for a day at the training facility filled with character building activities, lunch in the team cafeteria and different games in the field house... To celebrate Halloween, dressed in costume to visit patients and distribute giftbags at Hackensack University Medical Center's Joseph M. Sanzari Children's Hospital... After the team practice in Germany prior to the Sunday game, met with the 120 students that participated in the NFL Flag clinic... Met with members from the Wounded Warriors Project during their visit to the Quest Diagnostics Training Center to watch practice and enjoy a day with the Giants.

PERSONAL

- Son of Rodney and Sherese Nubin...Both of his parents were athletes at Eastern Michigan: his father played running back and cornerback (1993-97); his mother was a sprinter on the track team...Tyler's younger brother (Jordan) also played prep ball at St. Charles North and was a preferred walk-on at Minnesota as a defensive back. Because of depth issues, Jordan moved to running back...Earned a bachelor's degree in business, management, marketing and related support services.
- Attended St. Charles (Ill.) North High School...Selected all-state as a senior, when recorded 51 tackles, 5 tackles for loss, and broke up 6 passes while leading team to its first ever state final appearance...On offense, caught 42 passes for 549 yards and 9 touchdowns, ran for 600 yards and 12 touchdowns on 109 carries from the quarterback position, and threw a 23-yard touchdown pass...Named the 2018 Courier-News Football Player of the Year.
- As a junior, recorded 26 tackles, including 2 for loss, intercepted 2 passes and broke up 10, and forced 1 fumble.
- Attended 2018 U.S. Army All-American Combine...Named a 3-time academic all-conference honoree.

MAIN TRANSACTIONS

- Originally a 2nd-round (47th pick overall) draft choice by the Giants in 2024.

TYLER NUBIN'S NFL REGULAR SEASON DEFENSIVE STATISTICS																											
DATE	TEAM	GP	GS	TACKLES								INTERCEPTIONS					O. FUMB				ST					MISC	
				TK	S	A	TFL	YDS	SK	YDS	QBH	NO	YDS	LG	TD	PD	FF	FR	TD	YDS	TK	S	A	FF	FR	S	A
2024	Giants	13	13	97	57	40	4	6	0.0	0.0	0	0	0	0	0	1	1	1	0	2	1	0	1	0	0	0	0
2025	Giants	3	3	14	10	4	2	4	0.0	0.0	0	0	0	0	0	0	0	0	0	0	2	1	1	0	0	0	0
NFL TOTALS		16	16	111	67	44	6	10	0.0	0.0	0	0	0	0	0	1	1	1	0	2	3	1	2	0	0	0	0

SINGLE-GAME HIGHS: DEFENSIVE

Total Tackles	12 at Dallas Cowboys, Nov 28, 2024 ...2 more at 12.	Fumble Recoveries	1 at Seattle Seahawks, Oct 06, 2024
Solo Tackles	8 at Carolina Panthers, Nov 10, 2024	Tackles For Loss	1 vs. Kansas City Chiefs, Sep 21, 2025 ...5 more at 1.
Passes Defensed	1 vs. Tampa Bay Buccaneers, Nov 24, 2024	Special Teams Tackles	1 at Dallas Cowboys, Sep 14, 2025 ...2 more at 1.
Forced Fumbles	1 vs. Dallas Cowboys, Sep 26, 2024	Longest Opp Fumble Return	2 at Seattle Seahawks, Oct 06, 2024

2025 GAME-BY-GAME REGULAR-SEASON STATISTICS (GIANTS)

			TACKLES								INTERCEPTIONS					O. FUMB				ST				MISC					
DATE	OPPONENT	P/S	TK	S	A	SK	YDS	TFL	YDS	QBH	NO	YDS	LG	TD	PD	FF	FR	TD	YDS	TK	S	A	FF	FR	S	A	W/L	SCORE	
09/07	at Commanders	S	5	1	4	0.0	0.0	0	0	0	0	0	0	0	0	0	0	0	0	1	0	1	0	0	0	0	0	L	6-21
09/14	at Cowboys	S	4	4	0	0.0	0.0	1	1	0	0	0	0	0	0	0	0	0	0	1	1	0	0	0	0	0	0	L	37-40+
09/21	Chiefs	S	5	5	0	0.0	0.0	1	3	0	0	0	0	0	0	0	0	0	0	0	0	0	0	0	0	0	L	9-22	
2025 TOTALS		3-3	14	10	4	0.0	0.0	2	4	0	0	0	0	0	0	0	0	0	0	2	1	1	0	0	0	0	0	0-3	
+ - Overtime																													



RAKEEM NUÑEZ-ROCHES SR.

DL #93

(NOON-yez RO-ches)

HEIGHT: 6-2

WEIGHT: 305 lbs

COLLEGE: SOUTHERN MISS

HOW ACQUIRED: FA-'23

NFL EXP.: 11 YEARS

GIANTS EXP.: 3 YEARS



CAREER HIGHLIGHTS

- Has played in 134 regular-season games with 57 starts and eight postseason games with four starts for Kansas City, Tampa Bay, and the Giants...Started at nose tackle in the Buccaneers' Super Bowl LV victory against the Chiefs...Career totals include 211 tackles, 19 quarterback hits, 17 tackles for loss, 6.0 sacks, 3 passes defended, 1 forced fumble and 1 fumble recovery...In the playoffs, he has 10 tackles, 2 tackles for loss and 5 quarterback hits.
- In 2024, started all 15 games in which he played...Collected a career-high 52 tackles (14 solo), 2.0 sacks, 2 stops for loss, 6 quarterback hits, and 2 passes defended.
- In 2023, played in 16 regular-season games with four starts...Recorded 26 tackles, 1 quarterback hit, 1 pass defended, 1 tackle for loss, and a half-sack.
- In 2022, played in all 17 regular-season games with 10 starts and played in one postseason game for Tampa Bay...Totalled 33 tackles (19 solo), 5 tackles for loss, 2.0 sacks, 3 quarterback hits, 1 forced fumble and 1 fumble recovery.
- In 2021, played in 16 games with one start and played in two postseason games...Recorded 17 tackles, 3 tackles for loss, 1 quarterback hit and 1 forced fumble, plus 4 tackles, 2 forced fumbles and 1 quarterback hit in the playoffs.
- In 2020, played in all 16 regular-season games with 11 starts and started all four postseason games for the Super Bowl-winning Bucs...Tallied 20 tackles and 3 quarterback hits...Added 3 tackles and 1 quarterback hit in the playoffs.
- In 2019, played in 16 games for Tampa Bay and recorded 9 tackles and a fumble recovery, while adding depth to the NFL's top-ranked run defense.
- In 2018, played in three games in his first season at Tampa Bay, recording 2 solo tackles.
- In 2017, played in 16 games with 11 starts in his final season with Kansas City...Totalled 23 tackles (14 solo), a half-sack and 1 quarterback hit.
- In 2016, played in 11 games with five starts for Kansas City...Tallied 23 tackles, 5 tackles for loss, 1.0 sack and 3 quarterback hits...Also played in one postseason game.
- As a rookie in 2015, played in seven games for Kansas City and recorded 4 tackles.

COLLEGE

- Played in 31 games in four seasons at Southern Mississippi.
- As a redshirt junior in 2014, started all 11 games and recorded 58 tackles (32 solo) with a team-high 14.0 tackles for loss and 3.0 sacks...Credited with 7 quarterback hurries and a blocked kick.

- In 2013, started first two games of the season before being sidelined with a season-ending injury...Received a medical redshirt.
- In 2012, played in all 12 games with 11 starts on the interior defensive line...Tallied 37 tackles (22 solo) with 6 tackles for loss, 1.0 sack, forced one fumble and blocked 1 kick...Named honorable mention All-Conference USA.
- In 2011, played in six games and was selected to the conference's all-freshman team.

OFF-THE-FIELD ACTIVITY

- Ahead of Thanksgiving, visited the Community Kitchen located at the Food Bank for New York City in Harlem to hand out turkeys and meals for people in need... Joined the Hillside High School football team to organize and sort donation items at the Community Food Bank of New Jersey.... Represented Marla's House of Hope during Week 13 of the NFL season for My Cause My Cleats... After the team practice in Germany prior to the Sunday game, met with the 120 students that participated in the NFL Flag clinic... Met with members from the Wounded Warriors Project during their visit to the Quest Diagnostics Training Center to watch practice and enjoy a day with the Giants.

PERSONAL

- Born in Dangriga, Belize...Full name is Rakeem Nathan Nunez-Roches...Prefers to be called "Nacho"...Son of Nancy Nunez...Majored in biological sciences and minored in chemistry.
- Tallied 132 career tackles, 17.0 sacks and 4 forced fumbles...Selected second-team all-area by the Opelika-Auburn News and was an Alabama Top 50 player, ranking No. 39, by the Tuscaloosa News...In 2010, helped team finish 9-2 and capture the Region 3 6A Championship...Earned All-State accolades in basketball and voted best pitcher in baseball.

MAIN TRANSACTIONS

- Originally a 6th-round (217th pick overall) draft choice by the Kansas City Chiefs in 2015
- Waived by Kansas City on 9/17/16 and signed to their practice squad on 9/20/16
- Waived by Kansas City on 5/8/18.
- Signed by the Tampa Bay Buccaneers on 10/2/18
- Signed as a free agent by the New York Giants on 3/17/23.

RAKEEM NUÑEZ-ROCHES SR.'S NFL REGULAR SEASON DEFENSIVE STATISTICS

DATE	TEAM	GP	GS	TACKLES								INTERCEPTIONS					O. FUMB				ST				MISC	
				TK	S	A	TFL	YDS	SK	YDS	QBH	NO	YDS	LG	TD	PD	FF	FR	TD	YDS	TK	S	A	FF	FR	S
2015	Chiefs	7	0	4	4	0	0	0	0.0	0.0	0	0	0	0	0	0	0	0	0	0	0	0	0	0	0	0
2016	Chiefs	11	5	23	14	9	5	18	1.0	8.0	3	0	0	0	0	0	0	0	0	0	0	0	0	0	0	0
2017	Chiefs	16	11	24	13	11	0	0	0.5	0.5	2	0	0	0	0	0	0	0	0	0	0	0	0	0	0	0
2018	Buccaneers	3	0	2	2	0	0	0	0.0	0.0	0	0	0	0	0	0	0	0	0	0	0	0	0	0	0	0
2019	Buccaneers	16	0	9	5	4	1	0	0.0	0.0	1	0	0	0	0	0	0	1	0	0	0	0	0	0	0	0
2020	Buccaneers	16	11	20	7	13	0	0	0.0	0.0	3	0	0	0	0	0	0	0	0	0	0	0	0	0	0	0
2021	Buccaneers	16	1	17	5	12	3	7	0.0	0.0	1	0	0	0	0	0	1	0	0	0	0	0	0	0	0	0
2022	Buccaneers	17	10	33	19	14	5	24	2.0	18.0	3	0	0	0	0	0	0	0	0	0	0	0	0	0	0	0
2023	Giants	16	4	26	14	12	1	1	0.5	5.0	1	0	0	0	0	1	0	0	0	0	0	0	0	0	0	0
2024	Giants	15	15	52	14	38	2	4	2.0	4.0	6	0	0	0	0	2	0	0	0	0	0	0	0	0	0	0
2025	Giants	1	0	1	0	1	0	0	0.0	0.0	0	0	0	0	0	0	0	0	0	0	0	0	0	0	0	0
NFL TOTALS		134	57	211	97	114	17	54	6.0	35.5	20	0	0	0	0	3	1	1	0	0	0	0	0	0	0	0

RAKEEM NUÑEZ-ROCHES SR.'S NFL POSTSEASON DEFENSIVE STATISTICS

DATE	TEAM	GP	GS	TACKLES								INTERCEPTIONS						O. FUMB				ST					MISC	
				TK	S	A	TFL	YDS	SK	YDS	QBH	NO	YDS	LG	TD	PD	FF	FR	TD	YDS	TK	S	A	FF	FR	S	A	
2015	Chiefs	0	0	0	0	0	0	0	0.0	0.0	0	0	0	0	0	0	0	0	0	0	0	0	0	0	0			
2016	Chiefs	1	0	1	0	1	0	0	0.0	0.0	0	0	0	0	0	0	0	0	0	0	0	0	0	0	0			
2017	Chiefs	0	0	0	0	0	0	0	0.0	0.0	0	0	0	0	0	0	0	0	0	0	0	0	0	0	0			
2020	Buccaneers	4	4	3	0	3	0	0	0.0	0.0	1	0	0	0	0	0	0	0	0	0	0	0	0	0	0			
2021	Buccaneers	2	0	4	2	2	2	6	0.0	0.0	2	0	0	0	0	0	0	0	0	0	0	0	0	0	0			
2022	Buccaneers	1	0	2	0	2	0	0	0.0	0.0	2	0	0	0	0	0	0	0	0	0	0	0	0	0	0			
NFL TOTALS		8	4	10	2	8	2	6	0.0	0.0	5	0	0	0	0	0	0	0	0	0	0	0	0	0	0			

SINGLE-GAME HIGHS: DEFENSIVE

Total Tackles	6 at Denver Broncos, Nov 27, 2016	Forced Fumbles	1 vs. Carolina Panthers, Jan 09, 2022
Solo Tackles	5 at Denver Broncos, Nov 27, 2016	Fumble Recoveries	1 vs. New York Giants, Sep 22, 2019
Sacks	1.0 at Cleveland Browns, Nov 27, 2022 ...2 more at 1.0.	Tackles For Loss	2 at Denver Broncos, Nov 27, 2016
Passes Defensed	1 at Dallas Cowboys, Nov 28, 2024 ...2 more at 1.		

SINGLE-GAME HIGHS - POSTSEASON: DEFENSIVE

Total Tackles	4 vs. Los Angeles Rams, Jan 23, 2022	Tackles For Loss	2 vs. Los Angeles Rams, Jan 23, 2022
Solo Tackles	2 vs. Los Angeles Rams, Jan 23, 2022		

2025 GAME-BY-GAME REGULAR-SEASON STATISTICS (GIANTS)

			TACKLES								INTERCEPTIONS					O. FUMB				ST					MISC				
DATE	OPPONENT	P/S	TK	S	A	SK	YDS	TFL	YDS	QBH	NO	YDS	LG	TD	PD	FF	FR	TD	YDS	TK	S	A	FF	FR	S	A	W/L	SCORE	
09/07	at Commanders	P	1	0	1	0.0	0.0	0	0	0	0	0	0	0	0	0	0	0	0	0	0	0	0	0	0	0	L	6-21	
09/14	at Cowboys										ON INACTIVE LIST																	L	37-40+
09/21	Chiefs										ON INACTIVE LIST																	L	9-22
2025 TOTALS		1-0	1	0	1	0.0	0.0	0	0	0	0	0	0	0	0	0	0	0	0	0	0	0	0	0	0	0	0-3		
+ - Overtime																													

+ - Overtime



BOBBY OKEREKE

ILB #58

(oh-care-uh-KAY)

HEIGHT: 6-2
WEIGHT: 235 lbs
COLLEGE: STANFORD
HOW ACQUIRED: FA-'23
NFL EXP.: 7 YEARS
GIANTS EXP.: 3 YEARS



2025 SEASON HIGHLIGHTS

- Owns 34 tackles this season which leads the NFL.
- Recorded 16 tackles at Washington in Week 1 (9/7/25)...Okereke became the second Giant since 1994 to record 16+ tackles in a Week 1 matchup, joining LB B.J. Goodson, who totaled 18 tackles at Dallas on 9/10/17.
- Posted 10 tackles against Dallas in Week 2, with 1 quarterback hit and 1 pass defended.

CAREER HIGHLIGHTS

- Has played in 96 regular-season games with 81 starts for Indianapolis and the Giants and played in one postseason game for the Colts...Career totals include 685 tackles, 32 tackles for loss, 31 passes defended, 13 quarterback hits, 10 forced fumbles, 7 fumble recoveries, 6.5 sacks and 5 interceptions...In the playoffs, he has 4 tackles (3 solo).
- In 2024, started each of the first 12 games...Suffered a back injury at Dallas in Week 13 and was placed on season-ending injured reserve...Despite missing the final five games, finished 3rd on the team with 93 tackles, 6 tackles for loss, 3 forced fumbles, 3 passes defended, 2 fumble recoveries, 2 quarterback hits and 2.0 sacks...Totaled a season-high 14 tackles, 1 forced fumble, 1 fumble recovery and a half-sack at Pittsburgh (10/28/24)...Became the first NFL player to record at least 14 tackles, 1 forced fumble, 1 fumble recovery and a half-sack in a game since Pittsburgh's Ryan Shazier did it vs. San Francisco on 9/20/15 and the first Giant since Brandon Short did it against (14 tackles, 2 forced fumbles, 1 fumble recovery and 1.0 sack) at the Jets on 11/2/03.
- In his first season with the Giants in 2023, started all 17 games...Totaled a team-high 149 tackles which ranked 9th in the NFL and tied his single-season career-high for tackles, set the previous season in Indianapolis...Recorded double-digit tackle totals in 7 games...Produced 11 tackles for loss, 10 passes defended, 6 quarterback hits, 4 forced fumbles and a career-high tying 2 interceptions...His 4 forced fumbles tied for 5th-most in the NFL and his 10 passes defended tied for 2nd in the NFL among linebackers...Was the only player in the NFL with 140-plus tackles, 10+ tackles for loss, and 10+ passes defended.
- Made a season-high 14 tackles and a career-high 2 forced fumbles at Washington (11/19/23)...Became the 10th player since 1970 to record 14+ tackles and 2+ forced fumbles in a game.
- In 2022, played in 17 games with 16 starts for Indianapolis...Recorded totals of 149 tackles, 6 tackles for loss, 5 passes defended, 2 forced fumbles and 2 fumble recoveries.
- In 2021, started all 17 games for Indianapolis...Led the team in total tackles (130) and had 3 tackles for loss, 1.0 sack, 2 interceptions, 4 passes defended and 2 quarterback hits.
- In 2020, played in 14 games with eight starts and played in one postseason game for Indianapolis...Finished with 72 tackles, 4

tackles for loss, 1 interception, 6 passes defended, 1 quarterback hit and 2 fumble recoveries...In his first career playoff appearance, had 4 tackles in the AFC Wild Card Game at Buffalo (1/9/20).

- As a rookie in 2019, played in 16 games with eight starts...Collected 58 tackles (43 solo), 2 tackles for loss, 1.0 sack, 2 passes defended, 1 quarterback hit, 2 forced fumbles and 1 fumble recovery.

NOTES TO KNOW

- Was one of two defensive players (former teammate Xavier McKinney) to play every defensive snap (1,128) during the 2023 season.

COLLEGE

- Played in 51 games in five seasons at Stanford...Totaled 240 tackles (114 solo), 19 tackles for loss, 10.5 sacks, 1 interception, 9 passes defended, 3 forced fumbles and 1 fumble recovery.
- As a fifth-year senior in 2018, started all 13 games and was named a team captain...Recorded 96 tackles (52 solo), 7.5 tackles for loss, 5 passes defended, 4.5 sacks, 3 quarterback hurries, 2 forced fumbles, 1 fumble recovery and 1 safety...Was an All-PAC-12 honorable mention, Lott IMPACT Trophy quarterfinalist, Butkus and Bednarik Award watch list.
- In 2017, played in 14 games, making 96 tackles (48 solo), 7.5 tackles for loss, 4.0 sacks, 4 quarterback hurries, 1 forced fumble and 1 interception, which he returned for a touchdown...Was named an All-PAC-12 honorable mention.
- In 2016, started all 13 games as a junior, tallying 41 tackles (12 solo), 4.0 tackles for loss, 3.0 sacks, 1 pass defended and 1 quarterback hurry.

OFF-THE-FIELD ACTIVITY

- Traveled to Barbados in partnership with *Visit Barbados* to enjoy all the island has to offer and meet with local youth to host a flag football clinic... Visited Daniel Webster School in Weehawken to read to students... Visited Rutgers Newark Camp to attend the Vera Institute of Justice event to learn about continuing education opportunities for people currently and formerly incarcerated... Participated in MetLife Pet Insurance campaign where they highlighted their own relationship with their pets... Joined the ENW Jersey Department of State and college students at William Paterson University for the New Jersey Ballot Bowl to celebrate National Voter Registration Day and encourage students to vote... Represented Brain & Behavior Research Foundation during Week 13 of the NFL season for My Cause My Cleats... After the team practice in Germany prior to the Sunday game, met with the 120 students that participated in the NFL Flag clinic... Met with members from the Wounded Warriors Project during their visit to

the Quest Diagnostics Training Center to watch practice and enjoy a day with the Giants.

PERSONAL

- Born Robert Nnanna Okereke in San Mateo, CA.... First generation American...4-year varsity letter winner... Management, science and engineering major.
- Earned the rank of Eagle Scout in 2013.
- Attended Foothill High School (CA) and played under head coach Doug Case... Recorded 162 career tackles, 9.0 sacks, 4 interceptions, 7 passes defended and 2 interceptions returned for a touchdown...PrepStar All-America and National Football Foundation Scholar-Athlete Award winner (Orange County

Chapter)...Awarded the 2014 Watkins Award, which recognizes "exceptionally talented African-American male athletes who, by their example, help promote high academic standards and a commitment to community service"...2013 Los Angeles Times All-Area first team, MaxPreps All-State Division II first team, Century League Player of the Year...2012 All-Century League first team...2011 Sophomore Varsity Rookie of the Year....2010 Foothill Coaches' Award...2014 Semper Fidelis All-America Game West team's defensive MVP.

MAIN TRANSACTIONS

- Originally a 3rd-round (89th pick overall) draft choice by the Indianapolis Colts in 2019.
- Signed as a free agent by the Giants on 3/16/23.

BOBBY OKEREKE'S NFL REGULAR SEASON DEFENSIVE STATISTICS

				TACKLES								INTERCEPTIONS						O. FUMB				ST						MISC	
DATE	TEAM	GP	GS	TK	S	A	TFL	YDS	SK	YDS	QBH	NO	YDS	LG	TD	PD	FF	FR	TD	YDS	TK	S	A	FF	FR	S	A		
2019	Colts	16	8	58	43	15	2	5	1.0	12.0	1	0	0	0	0	2	1	1	0	0	7	5	2	1	0	0	0		
2020	Colts	14	8	72	57	15	4	8	0.0	0.0	1	1	7	7	0	6	0	2	0	0	0	0	0	0	0	0	0		
2021	Colts	17	17	130	88	42	3	13	1.0	9.0	2	2	20	16	0	4	0	0	0	0	2	1	1	0	0	0	0		
2022	Colts	17	16	149	97	52	6	15	0.0	0.0	0	0	0	0	0	5	2	2	0	0	2	2	0	0	0	0	0		
2023	Giants	17	17	149	92	57	11	26	2.5	23.0	6	2	62	55	0	10	4	0	0	0	0	0	0	0	0	0	0		
2024	Giants	12	12	93	47	46	6	14	2.0	4.0	2	0	0	0	0	3	3	2	0	1	0	0	0	0	0	0	0		
2025	Giants	3	3	34	15	19	0	0	0.0	0.0	1	0	0	0	0	1	0	0	0	0	0	0	0	0	0	0	0		
NFL TOTALS		96	81	685	439	246	32	81	6.5	48.0	13	5	89	55	0	31	10	7	0	1	11	8	3	1	0	0	0		

BOBBY OKEREKE'S NFL POSTSEASON DEFENSIVE STATISTICS

DATE	TEAM	GP	GS	TACKLES										INTERCEPTIONS					O. FUMB				ST					MISC	
				TK	S	A	TFL	YDS	SK	YDS	QBH	NO	YDS	LG	TD	PD	FF	FR	TD	YDS	TK	S	A	FF	FR	S	A		
2020	Colts	1	0	4	3	1	0	0	0.0	0.0	0	0	0	0	0	0	0	0	0	0	0	0	0	0	0	0	0	0	0
NFL TOTALS		1	0	4	3	1	0	0	0.0	0.0	0	0	0	0	0	0	0	0	0	0	0	0	0	0	0	0	0	0	0

SINGLE-GAME HIGHS: DEFENSIVE

Total Tackles	17 at New York Giants, Jan 01, 2023	Tackles For Loss	3 vs. New York Jets, Oct 29, 2023
Solo Tackles	13 at New York Giants, Jan 01, 2023	Interceptions	1 vs. New England Patriots, Nov 26, 2023
Sacks	1.5 vs. Los Angeles Rams, Dec 31, 2023		...4 more at 1.
Passes Defensed	2 vs. New England Patriots, Nov 26, 2023	Interception Return Yards	16 vs. New England Patriots, Dec 18, 2021
	...4 more at 2.	Special Teams Tackles	1 vs. Pittsburgh Steelers, Nov 28, 2022
Forced Fumbles	2 at Washington Commanders, Nov 19, 2023		...10 more at 1.
Fumble Recoveries	1 at Pittsburgh Steelers, Oct 28, 2024	Special Teams Forced Fumbles	1 at Houston Texans, Nov 21, 2019
	...6 more at 1.	Longest Own Fumble Return	11 vs. Baltimore Ravens, Nov 08, 2020

SINGLE-GAME HIGHS - POSTSEASON: DEFENSIVE

Total Tackles	4 at Buffalo Bills, Jan 09, 2021	Solo Tackles	3 at Buffalo Bills, Jan 09, 2021
---------------	----------------------------------	--------------	----------------------------------

2025 GAME-BY-GAME REGULAR-SEASON STATISTICS (GIANTS)

			TACKLES								INTERCEPTIONS					O. FUMB				ST					MISC			
DATE	OPPONENT	P/S	TK	S	A	SK	YDS	TFL	YDS	QBH	NO	YDS	LG	TD	PD	FF	FR	TD	YDS	TK	S	A	FF	FR	S	A	W/L	SCORE
09/07	at Commanders	S	16	7	9	0.0	0.0	0	0	0	0	0	0	0	0	0	0	0	0	0	0	0	0	0	0	0	L	6-21
09/14	at Cowboys	S	10	4	6	0.0	0.0	0	0	1	0	0	0	0	1	0	0	0	0	0	0	0	0	0	0	0	L	37-40+
09/21	Chiefs	S	8	4	4	0.0	0.0	0	0	0	0	0	0	0	0	0	0	0	0	0	0	0	0	0	0	0	L	9-22
2025 TOTALS		3-3	34	15	19	0.0	0.0	0	0	1	0	0	0	0	1	0	0	0	0	0	0	0	0	0	0	0	0-3	

+ - Overtime



GUNNER OLSZEWSKI

WR #80

(O-sheh-ski)

HEIGHT: 6-0
WEIGHT: 190 lbs
COLLEGE: BEMIDJI STATE
HOW ACQUIRED: FA-'25
NFL EXP.: 7 YEARS
GIANTS EXP.: 3 YEARS



GIANTS SINCE 1985 BIG BLUE GREEN

HONORS

- First-team All-Pro: 2020
- AFC Special Teams Player of the Week: 2020 Week 13
- NFC Special Teams Player of the Week: 2023 Week 17

CAREER HIGHLIGHTS

- Has played 68 career games for the New England Patriots, Pittsburgh Steelers, and the New York Giants...Played in one postseason game for the Patriots...Career totals include 15 receptions for 180 yards (12.0-yard avg.), and 1 touchdown...14 rushing attempts for 71 yards (5.1-yard avg.)...Has 106 punt returns for 1,249 yards (11.8-yard avg), and 2 touchdowns...Totaled 42 kick returns for 933 yards (22.2-yard avg.).
- In 2024, suffered a groin injury during the season-opening pregame warmups vs. Minnesota (9/8) and spent the entire season on injury reserve.
- Played 12 games in 2023, two with the Steelers and 10 with the Giants...With the Steelers, returned 1 punt for 8 yards and 2 kick returns for 24 yards...With the Giants, returned 23 punts for 273 yards (11.9-yard avg.) and 1 touchdown...Tallied 1 fumble recovery on special teams.
- With the Steelers in 2022, played in 16 games and started two... Caught 5 passes for 53 yards (10.3-yard avg.) and had 8 carries for 39 yards (4.9-yard avg.)...Returned 8 punts for 55 yards (6.9-yard avg.) and tallied 3 kick returns for 46 yards (15.3-yard avg.).
- In his final season with the Patriots in 2021, played in 16 regular-season games primarily as the team's primary punt and kickoff returner...Returned 26 punts for 309 yards (11.9-yard avg.) and 18 kick returns for 416 yards (23.1-yard avg.)...As a receiver, caught 2 passes for 31 yards (15.5 avg.)...Played one postseason game, totaling 5 kick returns for 103 yards (20.6-yard avg.).
- In 2020, played 13 games...Missed the season's first three games with an injury... Caught 5 passes for 62 yards (4.6-yard avg.) and 1 touchdown and rushed for 23 yards on 5 carries (12.4-yard avg.)...Averaged 17.3 yards on 20 punts and 23.2 yards on 18 kickoff returns.
- As a rookie in 2019, played in eight games before being placed

on injured reserve...Recorded 2 catches for 34 yards (17.0 avg.)...Returned 20 punts for 179 yards (9.0-yard avg.)

COLLEGE

- Played in 42 games at Bemidji State (2015-18)...Was a defensive back before switching to wide receiver in pursuit of an NFL career...Registered 310 tackles (183 solo), 40 passes defended, 13 interceptions, 9 tackles for loss, 3 forced fumbles, 1 fumble recovery and 1.0 sack...Averaged 29.7 yards on 11 kickoff returns and 13.4 yards on 69 punt returns.
- Named 2018 NSIC Defensive Player of the Year and AFCA DII All-America First Team...Three-time NSIC North Division All-Conference first team...Voted Bemidji State's defensive and special teams MVP.
- Played baseball at Bemidji State before an injury sidelined him during his junior season, and focus shifted to football...Played in 91 games and batted .316 with 18 doubles, 4 triples, 8 home runs, 53 RBI, 60 runs scored and 30 stolen bases (in 37 attempts).

PERSONAL

- Earned two varsity letters in both football and baseball at Alvin (Texas) High School...Two-time first-team all-district safety...Holds the school record with 270 career tackles, 150 single-season tackles and 7 interceptions...As a senior, Olszewski forced 6 fumbles and returned 3 punts for touchdowns.
- Son of Eric and Collette Olszewski...Father, Eric, was a minor league baseball pitcher in the Atlanta Braves organization.

MAIN TRANSACTIONS:

- Originally signed as a rookie free agent by the New England Patriots on 5/23/19.
- Signed a two-year deal with the Pittsburgh Steelers on 3/22/22.
- Waived by the Steelers on 10/21/23 and signed to the Giants' practice squad on 10/23/23, and to their active roster on 11/3/23.
- Re-signed a one-year deal with the Giants on 3/14/24.
- Signed a one-year deal with the Giants on 7/28/25.

GUNNER OLSZEWSKI'S NFL REGULAR SEASON RUSHING/RECEIVING STATISTICS

DATE	TEAM	GP	GS	RECEIVING					RUSHING				
				NO.	YDS.	AVG.	LG	TD	NO.	YDS.	AVG.	LG	TD
2019	Patriots	8	0	2	34	17.0	29	0	0	0	0.0	0	0
2020	Patriots	13	2	5	62	12.4	38†	1	5	23	4.6	12	0
2021	Patriots	16	0	2	31	15.5	22	0	1	9	9.0	9	0
2022	Steelers	16	2	5	53	10.6	31	0	8	39	4.9	18	0
2023	Steelers	2	0	1	0	0.0	0	0	0	0	0.0	0	0
Went from Pittsburgh to N.Y. Giants.													
2023	Giants	10	0	0	0	0.0	0	0	0	0	0.0	0	0
2023	TOTAL	12	0	1	0	0.0	0	0	0	0	0.0	0	0
2024	Giants	0	0	0	0	0.0	0	0	0	0	0.0	0	0
2025	Giants	3	0	0	0	0.0	0	0	0	0	0.0	0	0
NFL TOTALS		68	4	15	180	12.0	38†	1	14	71	5.1	18	0

GUNNER OLSZEWSKI'S NFL POSTSEASON RUSHING/RECEIVING STATISTICS

DATE	TEAM	GP	GS	RECEIVING					RUSHING				
				NO.	YDS.	AVG.	LG	TD	NO.	YDS.	AVG.	LG	TD
2019	Patriots	0	0	0	0	0.0	0	0	0	0	0.0	0	0
2021	Patriots	1	0	0	0	0.0	0	0	0	0	0.0	0	0
NFL TOTALS		1	0	0	0	0.0	0	0	0	0	0.0	0	0

GUNNER OLSZEWSKI'S NFL REGULAR SEASON RETURN STATISTICS

KICKOFF RETURNS							PUNT RETURNS					
DATE	TEAM	RET.	YDS.	AVG.	LG	TD	NO.	FC	YDS.	AVG.	LG	TD
2019	Patriots	0	0	0.0	0	0	20	16	179	9.0	22	0
2020	Patriots	18	418	23.2	33	0	20	11	346	17.3	70†	1
2021	Patriots	18	416	23.1	37	0	26	10	309	11.9	27	0
2022	Steelers	3	46	15.3	27	0	8	5	55	6.9	20	0
2023	Steelers	2	24	12.0	24	0	1	1	8	8.0	8	0
Went from Pittsburgh to N.Y. Giants.												
2023	Giants	0	0	0.0	0	0	23	7	273	11.9	94†	1
2023	TOTAL	2	24	12.0	24	0	24	8	281	11.7	94†	1
2024	Giants	0	0	0.0	0	0	0	0	0	0.0	0	0
2025	Giants	1	29	29.0	29	0	8	1	79	9.9	21	0
NFL TOTALS		42	933	22.2	37	0	106	51	1,249	11.8	94†	2

GUNNER OLSZEWSKI'S NFL POSTSEASON RETURN STATISTICS

KICKOFF RETURNS							PUNT RETURNS					
DATE	TEAM	RET.	YDS.	AVG.	LG	TD	NO.	FC	YDS.	AVG.	LG	TD
2019	Patriots	0	0	0.0	0	0	0	0	0	0.0	0	0
2021	Patriots	5	103	20.6	26	0	0	0	0	0.0	0	0
NFL TOTALS		5	103	20.6	26	0	0	0	0	0.0	0	0

SINGLE-GAME HIGHS: RUSHING/RECEIVING

Rush Attempts	3 at New York Jets, Nov 09, 2020	Fair Catches	5 at Washington Redskins, Oct 06, 2019
Rushing Yards	18 vs. New England Patriots, Sep 18, 2022	Punt Return Yards	145 at Los Angeles Chargers, Dec 06, 2020
Longest Runs	18 vs. New England Patriots, Sep 18, 2022	Longest Punt Return	94† vs. Los Angeles Rams, Dec 31, 2023
Receptions	2 vs. Cincinnati Bengals, Nov 20, 2022 ...2 more at 2.	Punt Returns	8 vs. New York Jets, Sep 22, 2019
Receiving Yards	39 vs. Cincinnati Bengals, Nov 20, 2022	Punt Return TDs	1 vs. Los Angeles Rams, Dec 31, 2023 ...1 more at 1.
Longest Receptions	38† at Los Angeles Chargers, Dec 06, 2020	Punt Return Average	48.3 at Los Angeles Chargers, Dec 06, 2020
Receiving TDs	1 at Los Angeles Chargers, Dec 06, 2020	Kickoff Return Average	28.0 vs. Tennessee Titans, Nov 28, 2021
All-Purpose Yards	183 at Los Angeles Chargers, Dec 06, 2020	Special Teams Tackles	3 vs. Jacksonville Jaguars, Jan 02, 2022
Kickoff Returns	6 vs. San Francisco 49ers, Oct 25, 2020	Most TDs	2 at Los Angeles Chargers, Dec 06, 2020
Kickoff Return Yards	155 vs. San Francisco 49ers, Oct 25, 2020	Scrimmage Yards	39 vs. Cincinnati Bengals, Nov 20, 2022
Longest Kickoff Return	37 vs. Tennessee Titans, Nov 28, 2021		

SINGLE-GAME HIGHS - POSTSEASON: RUSHING/RECEIVING

All-Purpose Yards	103 at Buffalo Bills, Jan 15, 2022	Longest Kickoff Return	26 at Buffalo Bills, Jan 15, 2022
Kickoff Returns	5 at Buffalo Bills, Jan 15, 2022	Kickoff Return Average	20.6 at Buffalo Bills, Jan 15, 2022
Kickoff Return Yards	103 at Buffalo Bills, Jan 15, 2022	Special Teams Tackles	1 at Buffalo Bills, Jan 15, 2022

2025 GAME-BY-GAME REGULAR-SEASON STATISTICS (GIANTS)

DATE	OPPONENT	P/S	RECEIVING					RUSHING					W/L	SCORE
			NO.	YDS.	AVG.	LG	TD	NO.	YDS.	AVG.	LG	TD		
09/07	at Commanders	P	0	0	0.0	0	0	0	0	0.0	0	0	L	6-21
09/14	at Cowboys	P	0	0	0.0	0	0	0	0	0.0	0	0	L	37-40+
09/21	Chiefs	P	0	0	0.0	0	0	0	0	0.0	0	0	L	9-22
2025 TOTALS		3-0	0	0	0.0	0	0	0	0	0.0	0	0	0-3	

+ - Overtime

2025 GAME-BY-GAME REGULAR-SEASON STATISTICS (GIANTS)

DATE	OPPONENT	P/S	KICKOFF RETURNS					PUNT RETURNS					W/L	SCORE
			RET	YDS	AVG	LG	TD	NO	FC	YDS	AVG	LG	TD	
09/07	at Commanders	P	0	0	0.0	0	0	3	0	24	8.0	11	0	L
09/14	at Cowboys	P	1	29	29.0	29	0	3	1	38	12.7	21	0	L
09/21	Chiefs	P	0	0	0.0	0	0	2	0	17	8.5	9	0	L
2025 TOTALS		3-0	1	29	29.0	29	0	8	1	79	9.9	21	0	0-3

+ - Overtime

GIANTS
SINCE 1960
BIG BLUE
GREEN



DRUE PHILLIPS

CB #22

HEIGHT: 5-11
WEIGHT: 180 lbs
COLLEGE: KENTUCKY
HOW ACQUIRED: D3-'24
NFL EXP.: 2 YEARS
GIANTS EXP.: 2 YEARS



CAREER HIGHLIGHTS

- Phillips has played in 17 games and made nine starts...Owns 91 tackles, 9 tackles for loss, 2 forced fumbles, 2 interceptions, 5 passes defended, 1.0 sack and 1 quarterback hit.
- As a rookie in 2024, Phillips played in 14 games with SIX starts...Totaled 71 tackles (46 solo), 7 tackles for loss, 2 forced fumbles, 1 passes defended, 1 quarterback hit, and 1.0 sack...His 71 tackles were the 9th-most among all rookies in 2024 and the 3rd-most by a rookie in franchise history.
- Tallied 4 tackles (3 solo), 1 tackle for loss and 1 forced fumble in his NFL debut Week 1 vs. Minnesota (9/8/24)...Became the 4th Giant since 2000 to record a forced fumble in his career debut and first since Bruce Johnson on 9/13/09 vs. Washington.
- Recorded a season-high 12 tackles, 2 tackles for loss, 1 quarterback hit and 1.0 sack at Cleveland (9/15/24)...Became the 2nd Giants rookie since 1982 to produce at least 12 tackles and 1.0 sack in a game, joining Kayvon Thibodeaux (at Washington, 12/18/22)...Phillips was also the 3rd rookie cornerback to accomplish this feat, joining Eric Wright (12 tackles, 1.0 sack for Cleveland at Pittsburgh on 11/11/07) and D.J. Reed (12 tackles, 1.0 sack, for the Jets vs. Denver on 12/9/18).
- Recorded his first career interception along with 6 tackles (4 solo) and one pass defended vs. Indianapolis (12/29)...His 25-yard interception return was the longest by a Giants rookie since Julian Love's 30-yarder at Chicago on Dec. 24, 2019.

COLLEGE

- Phillips played in 38 games with 16 starts in four seasons at Kentucky...Career totals include 82 tackles, 3 stops for loss and 10 passes defended.
- In 2023, started all 12 games in which he played...Posted a career-high 47 tackles, 1.5 tackles for loss, and was 2nd on the team with 5 passes defended...Played both outside corner and in the slot.
- In 2022, played in all 13 games with four starts...Tallied 31 tackles, 1.5 tackles for loss and 5 passes defended.
- As a redshirt freshman in 2021, played in nine games and had 3 tackles.

OFF-THE-FIELD ACTIVITY

- Continued the annual rookie Thanksgiving tradition at Eva's

Village to prepare and serve lunch for the community members of Eva's Village in Paterson, N.J.... Represented American Cancer Society during Week 13 of the NFL season for My Cause My Cleats... After the team practice in Germany prior to the Sunday game, met with the 120 students that participated in the NFL Flag clinic... Met with members from the Wounded Warriors Project during their visit to the Quest Diagnostics Training Center to watch practice and enjoy a day with the Giants... Joined Project Kind, an organization to support those experiencing homelessness, to host an event with 125 people from the organization for a day of haircuts, spa treatments and lunch at MetLife stadium... Hosted the boys from the Far Rockaway and Harlem Giants that were graduating middle school for a day at the training facility filled with character building activities, lunch in the team cafeteria and different games in the field house... To celebrate Halloween, dressed in costume to visit patients and distribute giftbags at Hackensack University Medical Center's Joseph M. Sanzari Children's Hospital.

PERSONAL

- Son of Carlos and LaTonya Phillips...Carlos played linebacker at Kentucky and LaTonya was a standout athlete at Danville High School...Graduated in December 2023 with a degree in integrated strategic communication.
- Starred at Mauldin (S.C.) High School...As a senior, contributed 38 tackles, 2 interceptions, 8 pass breakups, and 1 fumble recovery...Named 5A first-team all-state by the South Carolina Football Coaches Association...Selected to the Shrine Bowl of the Carolinas.
- As a junior, posted 29 tackles, 1.0 sack, 1 interception and 1 forced fumble.
- Varsity starter as a sophomore, when he finished with 50 tackles, 15 passes defended and 1 interception, earning all-region honors and helping the team to an 8-5 record.
- Three-year letterwinner on the track team...Ranked No. 1 nationally, 2-time state champion and 3-time all-region selection in the triple jump...Won 2019 state championship with a jump of 49 feet, 4 inches.

MAIN TRANSACTIONS

- Originally a 3rd-round (70th pick overall) draft choice by the Giants in 2024.

DRUE PHILLIPS' NFL REGULAR SEASON DEFENSIVE STATISTICS

				TACKLES								INTERCEPTIONS						O. FUMB				ST						MISC	
DATE	TEAM	GP	GS	TK	S	A	TFL	YDS	SK	YDS	QBH	NO	YDS	LG	TD	PD	FF	FR	TD	YDS	TK	S	A	FF	FR	S	A		
2024	Giants	14	6	71	46	25	7	19	1.0	5.0	1	1	25	25	0	1	2	0	0	0	0	0	0	0	0	0	0		
2025	Giants	3	3	20	15	5	2	4	0.0	0.0	0	1	0	0	0	4	0	0	0	0	0	0	0	0	0	0	0		
NFL TOTALS		17	9	91	61	30	9	23	1.0	5.0	1	2	25	25	0	5	2	0	0	0	0	0	0	0	0	0	0		

SINGLE-GAME HIGHS: DEFENSIVE

Total Tackles	12 at Washington Commanders, Sep 15, 2024	Forced Fumbles	1 at Carolina Panthers, Nov 10, 2024
Solo Tackles	8 at Dallas Cowboys, Sep 14, 2025		...1 more at 1.
Sacks	1.0 at Washington Commanders, Sep 15, 2024	Tackles For Loss	2 vs. Philadelphia Eagles, Oct 20, 2024
Passes Defensed	2 vs. Kansas City Chiefs, Sep 21, 2025		...1 more at 2.
	...1 more at 2.	Interceptions	1 at Dallas Cowboys, Sep 14, 2025
			...1 more at 1.

2025 GAME-BY-GAME REGULAR-SEASON STATISTICS (GIANTS)

			TACKLES								INTERCEPTIONS					O. FUMB				ST				MISC				
DATE	OPPONENT	P/S	TK	S	A	SK	YDS	TFL	YDS	QBH	NO	YDS	LG	TD	PD	FF	FR	TD	YDS	TK	S	A	FF	FR	S	A	W/L	SCORE
09/07	at Commanders	S	4	3	1	0.0	0.0	0	0	0	0	0	0	0	0	0	0	0	0	0	0	0	0	0	0	0	L	6-21
09/14	at Cowboys	S	11	8	3	0.0	0.0	1	2	0	1	0	0	0	2	0	0	0	0	0	0	0	0	0	0	0	L	37-40+
09/21	Chiefs	S	5	4	1	0.0	0.0	1	2	0	0	0	0	0	2	0	0	0	0	0	0	0	0	0	0	0	L	9-22
2025 TOTALS		3-3	20	15	5	0.0	0.0	2	4	0	1	0	0	0	4	0	0	0	0	0	0	0	0	0	0	0	0-3	

+ - Overtime



JORDON RILEY

DL #99

HEIGHT: 6-5
WEIGHT: 315 lbs
COLLEGE: OREGON
HOW ACQUIRED: D7-'23
NFL EXP.: 3 YEARS
GIANTS EXP.: 3 YEARS



CAREER HIGHLIGHTS

- Has played in 21 games (five starts) for the Giants and made 20 tackles (11 solo) including 4 tackles for loss.
- In 2024, played in 13 games with five starts, totaled 12 tackles, 3 tackles for loss and 1 quarterback hit...Made his first career start at nose tackle vs. New Orleans (12/8/24) and recorded 2 tackles with 1 tackle for loss...Started each of the last five games.
- As a rookie in 2023, played in eight games and made 8 tackles, including 1 for lost yardage...Made his NFL debut vs. Dallas (9/10/23), recording 1 tackle for loss.

COLLEGE

- Played in 44 games during a collegiate career that took him to North Carolina, Garden City Community College in Kansas, Nebraska, and Oregon.
- As a senior at Oregon in 2022, he played 13 games and was credited with 21 tackles, 1.5 tackles for loss, a half-sack and 1 pass defended...Played 331 snaps on defense and 70 on special teams.
- Played at Nebraska in 2020 and 2021...Saw action in 17 games and recorded a total of 8 tackles and 1 tackle for loss...Academic All-Big Ten selection in 2021.

- In 2019, played in nine games at Garden City Community College...Finished with 26 tackles, 2.0 sacks and 3.5 tackles for loss...Was a leader on a Garden City defense that limited opponents to 289.0 yards of total offense and 125.0 rushing yards per game.
- In 2018, took a redshirt season in his second year at North Carolina...In 2017, played in five games as a true freshman and tallied 6 tackles.

PERSONAL

- Son of Reeshemah and James Kenan...Majored in child, youth and family studies.
- Nebraska Scholar-Athlete Honor Roll (Fall 2020; Spring 2020)...Graduated early from high school and enrolled at UNC in January, 2017...Played multiple positions on the defensive line...Played his first year of football as a sophomore...Also played basketball for Riverside.

MAIN TRANSACTIONS

- Originally a 7th-round (243rd pick overall) draft choice by the Giants in 2023.

JORDON RILEY'S NFL REGULAR SEASON DEFENSIVE STATISTICS

				TACKLES							INTERCEPTIONS							O. FUMB				ST					MISC	
DATE	TEAM	GP	GS	TK	S	A	TFL	YDS	SK	YDS	QBH	NO	YDS	LG	TD	PD	FF	FR	TD	YDS	TK	S	A	FF	FR	S	A	
2023	Giants	8	0	8	4	4	1	0	0.0	0.0	0	0	0	0	0	0	0	0	0	0	0	0	0	0	0	0	0	
2024	Giants	13	5	12	7	5	3	4	0.0	0.0	1	0	0	0	0	0	0	0	0	0	0	0	0	0	0	0	0	
2025	Giants	0	0	0	0	0	0	0	0.0	0.0	0	0	0	0	0	0	0	0	0	0	0	0	0	0	0	0	0	
NFL TOTALS		21	5	20	11	9	4	4	0.0	0.0	1	0	0	0	0	0	0	0	0	0	0	0	0	0	0	0	0	

SINGLE-GAME HIGHS: DEFENSIVE

Total Tackles	3 vs. Los Angeles Rams, Dec 31, 2023	Tackles For Loss	1 vs. Baltimore Ravens, Dec 15, 2024
Solo Tackles	1 vs. Indianapolis Colts, Dec 29, 2024		...2 more at 1.
	...10 more at 1.		

2025 GAME-BY-GAME REGULAR-SEASON STATISTICS (GIANTS)

DATE	OPPONENT	P/S	TACKLES							INTERCEPTIONS					O. FUMB				ST					MISC			
			TK	S	A	SK	YDS	TFL	YDS	QBH	NO	YDS	LG	TD	PD	FF	FR	TD	YDS	TK	S	A	FF	FR	S	A	W/L
09/07	at Commanders																									L	6-21
09/14	at Cowboys																									L	37-40+
09/21	Chiefs																									L	9-22
2025 TOTALS			0	0	0	0.0	0.0	0	0	0	0	0	0	0	0	0	0	0	0	0	0	0	0	0	0	0	0-3

+ - Overtime



ROY ROBERTSON-HARRIS
DT #95

HEIGHT: 6-7
WEIGHT: 300 lbs
COLLEGE: TEXAS-EL PASO
HOW ACQUIRED: FA-'25
NFL EXP.: 9 YEARS
GIANTS EXP.: 1 YEAR



GIANTS SINCE 1985
BIG BLUE
GIANTS

CAREER HIGHLIGHTS

- Has appeared in 120 games (65 starts) and produced 214 tackles, 67 quarterback hits, 27 tackles for loss, 19.0 sacks, 14 passes defended and 1 fumble recovery...Has played in three postseason games and made two starts...Postseason totals include 14 tackles, 5 tackles for loss, 2 passes defended, 2 quarterback hits and 1.0 sack.
- Began his career with the Chicago Bears (2017-20)...Spent three and half seasons in Jacksonville (2021-24) before being traded to the Seattle Seahawks midway through the 2024 season.
- In 2024, played in six games and made two starts for the Jaguars...Traded to the Seahawks on 10/14/24...Finished with 20 tackles, 5 quarterback hits, 4 tackles for loss, 2.0 sacks and 1 pass defended.
- Started all 17 games for the Jaguars in both 2022 and 2023...Set a career-high 3.5 sacks in 2023.
- In his first season in Jacksonville in 2021, played in 14 games (13 starts)...Finished with 37 tackles, 9 quarterback hits, 3.0 sacks and 2 passes defended.
- 2020 marked Robertson-Harris' last season in Chicago...He appeared in eight games and recorded 10 tackles, 5 quarterback hits and 1 tackle for loss.
- Made seven starts across 15 games for Chicago in 2019...Produced 30 tackles, 10 quarterback hits, 3 tackles for loss, 3 passes defended and 2.5 sacks.
- From 2017-19 in Chicago, Robertson-Harris appeared in 44 games (seven starts, all in 2019) and combined for 64 tackles, 25 quarterback hits, 8 tackles for loss, 7.5 sacks and 6 passes defended.

COLLEGE

- Spent five years and played four seasons (2012-15) at the University of Texas at El-Paso (UTEP)...Redshirted his freshman year in 2011...Finished his collegiate career with 138 tackles, 26 tackles for loss, 10.5 sacks and 4 forced fumbles.
- Named a team captain as a senior in 2015...Started all 12 games and produced 51 tackles, 7.5 tackles for loss and 2.5 sacks.

PERSONAL

- Born in Oakland, CA...Is the son of Howard Harris and Trevell Robertson-Harris...Has two sisters and one brother...His cousin, Carl Nicks, played guard for the New Orleans Saints and Tampa Bay Buccaneers...Nicks was a two-time Pro Bowler, a first-team All-Pro in 2011 and a member of the Saints Super Bowl XLIV-winning team.
- Attended South Grand Prairie High School in Grand Prairie, TX...Rated a three-star prospect by Rivals.

MAIN TRANSACTIONS

- Signed as an undrafted free agent by the Chicago Bears on 5/6/16.
- Re-signed with the Bears on 4/15/19.
- Re-signed with the Bears on 4/15/20.
- Signed a three-year deal with the Jacksonville Jaguars on 3/17/21.
- Re-signed a three-year extension with the Jaguars on 2/27/23.
- Traded to the Seattle Seahawks on 10/14/24.
- Waived by the Seahawks on 3/4/25.
- Signed a two-year deal with the New York Giants on 3/10/25.

ROY ROBERTSON-HARRIS' NFL REGULAR SEASON DEFENSIVE STATISTICS

				TACKLES								INTERCEPTIONS					O. FUMB				ST				MISC		
DATE	TEAM	GP	GS	TK	S	A	TFL	YDS	SK	YDS	QBH	NO	YDS	LG	TD	PD	FF	FR	TD	YDS	TK	S	A	FF	FR	S	A
2017	Bears	13	0	12	7	5	2	7	2.0	7.0	4	0	0	0	0	1	0	0	0	0	1	1	0	0	1	0	0
2018	Bears	16	0	22	10	12	3	22	3.0	25.0	11	0	0	0	0	2	0	0	0	0	0	0	0	0	0	0	
2019	Bears	15	7	30	22	8	3	21	2.5	23.5	10	0	0	0	0	3	0	0	0	0	0	0	0	0	0	0	
2020	Bears	8	6	10	7	3	1	5	0.0	0.0	5	0	0	0	0	0	0	0	0	0	0	0	0	0	0	0	
2021	Jaguars	14	13	37	21	16	4	23	3.0	23.0	9	0	0	0	0	2	0	0	0	0	0	0	0	0	0	0	
2022	Jaguars	17	17	45	28	17	7	33	3.0	21.0	12	0	0	0	0	4	0	0	0	0	0	0	0	0	0	0	
2023	Jaguars	17	17	34	16	18	3	22	3.5	26.5	11	0	0	0	0	1	0	0	0	0	0	0	0	0	0	0	
2024	Jaguars	6	2	7	5	2	3	16	2.0	11.0	4	0	0	0	0	0	0	0	0	0	0	0	0	0	0	0	
Went from Jacksonville to Seattle.																											
2024	Seahawks	11	0	13	5	8	1	1	0.0	0.0	1	0	0	0	0	1	0	0	0	0	0	0	0	0	0	0	
2024	TOTAL	17	2	20	10	10	4	17	2.0	11.0	5	0	0	0	0	1	0	0	0	0	0	0	0	0	0	0	
2025	Giants	3	3	4	1	3	0	0	0.0	0.0	0	0	0	0	0	0	0	0	0	0	0	0	0	0	0	0	
NFL TOTALS		120	65	214	122	92	27	150	19.0	137.0	67	0	0	0	0	14	0	0	0	0	1	1	0	0	1	0	0

ROY ROBERTSON-HARRIS' NFL POSTSEASON DEFENSIVE STATISTICS																											
DATE	TEAM	GP	GS	TACKLES								INTERCEPTIONS					O. FUMB				ST					MISC	
				TK	S	A	TFL	YDS	SK	YDS	QBH	NO	YDS	LG	TD	PD	FF	FR	TD	YDS	TK	S	A	FF	FR	S	A
2018	Bears	1	0	0	0	0	0	0	0.0	0.0	0	0	0	0	0	0	0	0	0	0	0	0	0	0	0	0	0
2020	Bears	0	0	0	0	0	0	0	0.0	0.0	0	0	0	0	0	0	0	0	0	0	0	0	0	0	0	0	0
2022	Jaguars	2	2	14	7	7	5	20	1.0	7.0	2	0	0	0	0	2	0	0	0	0	0	0	0	0	0	0	0
NFL TOTALS		3	2	14	7	7	5	20	1.0	7.0	2	0	0	0	0	2	0	0	0	0	0	0	0	0	0	0	0

SINGLE-GAME HIGHS: DEFENSIVE

Total Tackles	9 at Philadelphia Eagles, Oct 02, 2022	Tackles For Loss	2 vs. Indianapolis Colts, Sep 18, 2022
Solo Tackles	5 vs. Dallas Cowboys, Dec 18, 2022		...2 more at 2.
Sacks	1.5 vs. Minnesota Vikings, Sep 29, 2019	Special Teams Tackles	1 at Baltimore Ravens, Oct 15, 2017
Passes Defensed	1 vs. Buffalo Bills, Oct 27, 2024	Special Teams Fumble Recoveries	1 vs. Atlanta Falcons, Sep 10, 2017
	...13 more at 1.		

SINGLE-GAME HIGHS - POSTSEASON: DEFENSIVE

Total Tackles	7 at Kansas City Chiefs, Jan 21, 2023	Passes Defensed	2 vs. Los Angeles Chargers, Jan 14, 2023
	...1 more at 7.	Tackles For Loss	4 vs. Los Angeles Chargers, Jan 14, 2023
Solo Tackles	5 vs. Los Angeles Chargers, Jan 14, 2023		
Sacks	1.0 vs. Los Angeles Chargers, Jan 14, 2023		

2025 GAME-BY-GAME REGULAR-SEASON STATISTICS (GIANTS)

DATE	OPPONENT	P/S	TACKLES								INTERCEPTIONS					O. FUMB				ST					MISC		W/L	SCORE
			TK	S	A	SK	YDS	TFL	YDS	QBH	NO	YDS	LG	TD	PD	FF	FR	TD	YDS	TK	S	A	FF	FR	S	A		
09/07	at Commanders	S	2	0	2	0.0	0.0	0	0	0	0	0	0	0	0	0	0	0	0	0	0	0	0	0	0	0	L	6-21
09/14	at Cowboys	S	0	0	0	0.0	0.0	0	0	0	0	0	0	0	0	0	0	0	0	0	0	0	0	0	0	0	L	37-40+
09/21	Chiefs	S	2	1	1	0.0	0.0	0	0	0	0	0	0	0	0	0	0	0	0	0	0	0	0	0	0	0	L	9-22
2025 TOTALS		3-3	4	1	3	0.0	0.0	0	0	0	0	0	0	0	0	0	0	0	0	0	0	0	0	0	0	0	0-3	

+ - Overtime



WAN'DALE ROBINSON

WR #17

(WAN-Dale)

HEIGHT: 5-8
WEIGHT: 185 lbs
COLLEGE: KENTUCKY
HOW ACQUIRED: D2-'22
NFL EXP.: 4 YEARS
GIANTS EXP.: 4 YEARS



2025 SEASON HIGHLIGHTS

- Leads all NFL players in receptions on third-down with 5.
- Caught 6 passes for 55 yards at Washington (9/7/25)...Also returned 2 kickoffs for 41 yards (20.5 avg.).
- In Dallas (9/14/25), caught 8 passes for 142 yards (17.8 avg.) and 1 touchdown.

CAREER HIGHLIGHTS

- Has played in 41 games with 20 starts across three seasons with the Giants...Has 191 receptions for 1,674 yards (8.8-yard avg.) and 6 touchdowns...Added 14 rushing attempts for 104 yards and 1 touchdown.
- In 2024, played in all 17 games with 7 starts...Caught 93 passes for 699 yards (7.5-yard avg.) and 3 touchdowns...Rushed 3 times for 18 yards...His 93 receptions ranked him 13th in the NFL in 2024...He led the NFL with 34 third-down receptions.
- The 2024 season was the first in Giants history in which they had 2 players (Malik Nabers, 109 receptions and Robinson, 93 receptions) each finish with 90+ receptions...The 202 combined catches by Nabers and Robinson were 34 more than the previous record for a Giants duo – 168 by Barkley and Beckham in 2018...Nabers' and Robinson's 202 catches topped all NFL duos last season.
- In 2023, played in 15 games with eight starts...Inactive for the season's first two games after being activated off the reserve/physically unable to perform list...Caught a team-high 60 passes for 525 yards (8.8-yard avg.) and 1 touchdown...Rushed 9 times for 87 yards (9.7-yard avg.) and 1 touchdown...Owned the 2nd-highest catch percentage (76.9%; 60 receptions on 78 targets) among wide receivers with at least 50 targets.
- Caught 6 passes for 55 yards and scored on a 24-yard run vs. the Los Angeles Rams (12/31/23)...It was the longest touchdown run by a Giants wideout since Jerrel Jeronigan's 49-yarder against Washington on 12/29/13.
- As a rookie in 2022, played in six games with three starts...Totaled 23 receptions for 227 yards (9.9-yard avg.) and 1 touchdown...Was placed on season-ending injured reserve on 11/21/22 following a knee injury suffered in Week 11.

NOTES TO KNOW

- Caught 93 passes in 2024, which is the 5th-highest mark in single season franchise history.
- Recorded 525 receiving yards and 87 rushing yards in 2023...Became the third Giants wide receiver to record 500+ receiving yards and 80+ rushing yards in a season (Amani Toomer in 2000 and Joe Morrison in 1966 and 1967).

COLLEGE

- In three collegiate seasons – two at Nebraska and one at Kentucky

- Robinson played in 31 games with 24 starts and caught 195 passes for 2,248 yards (11.5-yard avg.) and 10 touchdowns...Added 141 rushing attempts for 691 yards and 4 touchdowns, plus 7 punt returns and 11 kickoff returns...Transferred to Kentucky to be play closer to home.

- In 2021 at Kentucky, played in all 13 games with 12 starts and set career highs with a then school-record 104 receptions, 1,334 yards and 7 touchdowns...Also had 7 rushing attempts for 111 yards (15.9-yard avg.) and 6 punt returns for 20 yards...Named second-team All-SEC... Ranked 4th nationally and 2nd in the SEC in receptions per game (8.0)...Ranked 11th nationally and 2nd in the SEC in total receiving yards (1,334) and 12th nationally and 2nd in the conference in receiving yards per game (102.6).
- Became the 6th player in SEC history to catch at least 100 passes in a season.
- Named the MVP of the Vrbo Citrus Bowl after setting Kentucky bowl records with 10 receptions for 170 yards vs. Iowa...Caught 8 passes for a career-best 181 yards vs. New Mexico State.
- As a sophomore at Nebraska in 2020, started all eight games...Led the Huskers with 51 catches, 461 receiving yards and 696 all-purpose yards.
- In 2019, played in 10 games with four starts – three at wide receiver and one at running back...Named a second-team freshman All-American, an honorable-mention All-Big Ten selection, and was a two-time Big Ten Freshman of the Week...One of four finalists for the Paul Hornung Award, given to the nation's most versatile player...Caught 40 passes for 443 yards and 2 touchdowns while rushing for 340 yards and 3 scores...The 40 catches and 443 receiving yards were the most by a true freshman in Nebraska history.

OFF-THE-FIELD ACTIVITY

- Co-founder of the Wanda Joyce Robinson Foundation, a foundation he co-founded with his father, which takes a holistic approach to breaking the generational cycle of incarceration...Visited Rutgers Newark Camp to attend the Vera Institute of Justice event to learn about continuing education opportunities for people currently and formerly incarcerated... After the team practice in Germany prior to the Sunday game, met with the 120 students that participated in the NFL Flag clinic... Met with members from the Wounded Warriors Project during their visit to the Quest Diagnostics Training Center to watch practice and enjoy a day with the Giants.

PERSONAL

- Son of Victoria Davis and Dale Robinson...His dad played football at Western Kentucky...Has one younger sister, Eliza...Communication major.
- State's consensus top player as a senior at Western Hills High School in Frankfort, KY, where he totaled 8,582 scrimmage yards

(6,795 rushing and 1,787 receiving) and 118 offensive touchdowns...His 781 career points rank No. 2 in Kentucky history...After serving as a backup as a freshman on varsity, Robinson rushed for 2,014 yards and 28 touchdowns as a sophomore, adding 28 receptions for 434 yards and 3 touchdowns.

- As a junior, he rushed for 2,330 yards and 33 touchdowns and caught 25 passes for 343 yards and 6 scores.
- In his senior season, Robinson earned Kentucky's Mr. Football and the Gatorade Kentucky Player of the Year after finishing with 1,973 rushing yards, 725 receiving yards and 47 total

touchdowns (30 rushing, 11 receiving, 2 punt returns, 2 touchdown passes, one interception and one fumble recovery)...On defense, Robinson accounted for 113 tackles, 12.0 tackles for loss, and 3 interceptions as a senior.

- Also lettered in track as a junior and participated in relays.

MAIN TRANSACTIONS

- Originally a 2nd-round (43rd pick overall) draft choice by the Giants in 2022.

WAN'DALE ROBINSON'S NFL REGULAR SEASON RUSHING/RECEIVING STATISTICS														
DATE	TEAM	GP	GS	RECEIVING					RUSHING					TD
				NO.	YDS.	AVG.	LG	TD	NO.	YDS.	AVG.	LG	TD	
2022	Giants	6	3	23	227	9.9	19	1	2	-1	-0.5	4	0	
2023	Giants	15	8	60	525	8.8	33	1	9	87	9.7	32	1	
2024	Giants	17	7	93	699	7.5	35	3	3	18	6.0	14	0	
2025	Giants	3	2	15	223	14.9	50	1	0	0	0.0	0	0	
NFL TOTALS		41	20	191	1,674	8.8	50	6	14	104	7.4	32	1	

SINGLE-GAME HIGHS: RUSHING/RECEIVING

Rush Attempts	2 vs. Green Bay Packers, Dec 11, 2023 ...1 more at 2.	Receiving TDs	1 at Dallas Cowboys, Sep 14, 2025 ...5 more at 1.
Rushing Yards	36 vs. Green Bay Packers, Dec 11, 2023	All-Purpose Yards	142 at Dallas Cowboys, Sep 14, 2025
Longest Runs	32 vs. Green Bay Packers, Dec 11, 2023	Kickoff Returns	2 at Washington Commanders, Sep 07, 2025
Rushing TDs	1 vs. Los Angeles Rams, Dec 31, 2023	Kickoff Return Yards	41 at Washington Commanders, Sep 07, 2025
Receptions	11 vs. Dallas Cowboys, Sep 26, 2024	Longest Kickoff Return	21 at Washington Commanders, Sep 07, 2025
Receiving Yards	142 at Dallas Cowboys, Sep 14, 2025	Most TDs	1 at Dallas Cowboys, Sep 14, 2025 ...6 more at 1.
Receiving Average	17.8 at Dallas Cowboys, Sep 14, 2025	Scrimmage Yards	142 at Dallas Cowboys, Sep 14, 2025
Longest Receptions	50 at Dallas Cowboys, Sep 14, 2025		

100-YARD RECEIVING GAMES (2): REGULAR SEASON

DATE	TEAM	NO.	YDS.	AVG.	LG	TD
11/20/22	LIONS	9	100	11.1	19	0
09/14/25	at Cowboys	8	142	17.8	50	1

2025 GAME-BY-GAME REGULAR-SEASON STATISTICS (GIANTS)

DATE	OPPONENT	P/S	RECEIVING					RUSHING					W/L	SCORE
			NO.	YDS.	AVG.	LG	TD	NO.	YDS.	AVG.	LG	TD		
09/07	at Commanders	P	6	55	9.2	20	0	0	0	0.0	0	0	L	6-21
09/14	at Cowboys	S	8	142	17.8	50	1	0	0	0.0	0	0	L	37-40+
09/21	Chiefs	S	1	26	26.0	26	0	0	0	0.0	0	0	L	9-22
2025 TOTALS		3-2	15	223	14.9	50	1	0	0	0.0	0	0	0-3	

+ - Overtime



JON RUNYAN JR.

G #76

HEIGHT: 6-4
WEIGHT: 307 lbs
COLLEGE: MICHIGAN
HOW ACQUIRED: FA-'24
NFL EXP.: 6 YEARS
GIANTS EXP.: 2 YEARS



GIANTS
SINCE 1960
BIG BLUE
G-M-E-N

CAREER HIGHLIGHTS

- Runyan has played in 83 regular-season games with 66 starts and in five postseason games with three starts...Never missed a game in his four seasons in Green Bay...In the regular season, has 38 starts at left guard and 28 at right guard...Has one start at left guard and two at right guard in the postseason.
- In his first season with the Giants in 2024, started all 13 games in which he played at left guard...Helped Tyrone Tracy Jr. rush for 839 yards, the 2nd-highest total by a rookie in Giants history...Injured his ankle vs. New Orleans (12/8/24) and was placed on season-ending injured reserve.
- In 2023, started all 19 regular season and postseason games at right guard in his final season in Green Bay...Integral part of an that finished 11th in the NFL in total yards (345.5 a game) and scoring (22.5 a game) and advanced to the NFC divisional playoffs.
- In 2022, started all 17 games – the first six at left guard, the last 11 at right guard – and was part of a line that helped the Packers rank No. 7 in the NFL in sacks allowed (32).
- In 2021, played in all 17 games, including starts at left guard in each of the final 16 games, plus another in the postseason...Did not commit a penalty all season.
- As a rookie in 2020, played in all 16 regular-season and two postseason games...Became the first Green Bay offensive lineman drafted in the 6th round or later to play in every game as a rookie since Mark Tauscher in 2000.

COLLEGE

- Played in 32 games with 25 starts (24 at left tackle, one at right tackle) at Michigan...Earned first-team All-Big Ten honors from the conference's coaches as both a junior and a senior, and first-team recognition from the media as a senior in 2019...Was a 2-time recipient (2018-19) of the Hugh R. Radar Award as Michigan's top offensive lineman.
- As a senior in 2019, started the final 11 games...First-team All-Big Ten honors...Missed the first two games of the season due to injury.
- In 2018, started all 13 contests at left tackle...First-team All-Big Ten...Made his first career start at Notre Dame.
- As a sophomore in 2017, played in eight games with one start at right tackle...Missed the entirety of the 2016 season with an injury.

OFF-THE-FIELD ACTIVITY

- Attended the Tom Coughlin Jay Fund's Father's Day Dinner to enjoy dinner and spend time with fathers who's child is battling cancer... Helped honor the firefighters who gave their lives on Sept. 11, 2001, with a visit to Engine 15, Ladder 18, Battalion 4 where they learned about the firefighters who passed away and spent time and shared a meal with firefighters... Participated in Jingle Jam, where he helped spread holiday joy to more than 500 New Jersey foster children, spending time with them and assisting with the gift distribution... Represented Society of St. Vincent De Paul during Week 13 of the NFL season for My Cause My Cleats... After the team practice in Germany prior to the Sunday game, met with the 120 students that participated in the NFL Flag clinic... Met with members from the Wounded Warriors Project during their visit to the Quest Diagnostics Training Center to watch practice and enjoy a day with the Giants.

PERSONAL

- Given name Jon Daniel Runyan, Jr....Born in Houston...His father, Jon Sr., was an All-Big Ten selection at Michigan in 1995 and went on to play 14 seasons in the NFL as an offensive tackle with the Houston Oilers/Tennessee Titans (1996-99), Philadelphia Eagles (2000-08) and San Diego Chargers (2009)...Jon Sr. also served as the U.S. Representative for New Jersey's 3rd congressional district from 2011 to 2015 and currently works for the NFL as the vice president of policy and rules administration...His sister, Bella, played basketball at Villanova...Studied abroad in May 2017 in Barcelona, Spain...Earned his degree in sociology.
- Earned first-team all-state honors at St. Joseph's Preparatory School in Philadelphia, where he helped the Hawks win two straight PIAA Class AAAA state titles...Anchored a line that helped the offense average 201.5 rushing yards per game...Also served as the kicker, earning second-team All-Philadelphia Catholic League honors as a senior.

MAIN TRANSACTIONS

- Originally a 6th-round (192nd pick overall) draft choice by the Green Bay Packers in 2020.
- Signed as a free agent by the Giants on 3/13/24.

JON RUNYAN JR.'S NFL REGULAR SEASON STATISTICS			
DATE	TEAM	GP	GS
2020	Packers	16	0
2021	Packers	17	16
2022	Packers	17	17
2023	Packers	17	17
2024	Giants	13	13
2025	Giants	3	3
NFL TOTALS		83	66

JON RUNYAN JR.'S NFL POSTSEASON STATISTICS			
DATE	TEAM	GP	GS
2020	Packers	2	0
2021	Packers	1	1
2023	Packers	2	2
NFL TOTALS		5	3

2025 GAME-BY-GAME REGULAR-SEASON STATISTICS (GIANTS)					
DATE	OPPONENT	P/S		W/L	SCORE
09/07	at Commanders	S		L	6-21
09/14	at Cowboys	S		L	37-40+
09/21	Chiefs	S		L	9-22
2025 TOTALS		3-3		0-3	

+ - Overtime



AUSTIN SCHLOTTMANN

OL #65

(SHLOTE-man)

HEIGHT: 6-6
WEIGHT: 300 lbs
COLLEGE: TCU
HOW ACQUIRED: FA-'24
NFL EXP.: 7 YEARS
GIANTS EXP.: 2 YEARS



CAREER HIGHLIGHTS

- Has played in 71 regular-season games with 14 starts for Denver, Minnesota, and the Giants...Made his first six starts at right guard and the last eight starts at center.
- In 2024, appeared in one game with Giants, the season finale at Philadelphia.
- In 2023, played in nine games with three starts at center for the Vikings...Started at Philadelphia (9/14/23), vs. the Chargers (9/24/23), and at Carolina (10/1/23).
- In his first season with Minnesota in 2022, tied his career highs with 16 games played and four starts...Started for the first time as a Viking at Detroit (12/11/22)...Started and played every offensive snap vs. Indianapolis (12/17/22).
- In 2021, played in 12 games with one start – at Las Vegas (12/26/21) for the Broncos.
- Played in 32 games for Denver in 2019 and 2020...Made six starts at right guard...Appeared in his first NFL game at Oakland (9/9/19) and started for the first time at Houston (12/8/19)...Spent the entire 2018 season on the Broncos’ practice squad.

COLLEGE

- Played in 51 games with 29 starts at Texas Christian...As a senior in 2017, started eight games at center and six at right guard and

- was named honorable mention All-Big 12.
- In 2016, started 11 games and was named second-team all-conference, despite missing two league games due to injury.
 - In 2015, played in 13 games with four starts at center and right guard...As a true freshman in 2014, played in all 13 games.

PERSONAL

- Last name is pronounced SHLOTE-man...Standout lineman at Brenham (Texas) High School...As a senior, named 4A first-team all-state...Did not allow a sack and helped anchor an offense that totaled almost 6,000 yards...Selected first-team all-district accolades as a sophomore and junior.

MAIN TRANSACTIONS

- Originally signed as a rookie free agent by the Denver Broncos on 5/1/18.
- Waived by the Broncos’ on 9/2/18 and signed to their practice squad on 9/3/18.
- Signed to a reserve/futures contract by the Broncos on 12/31/18.
- Waived by the Broncos on 8/31/21 and signed to their practice squad on 9/1/21.
- Signed to Denver’s active roster on 11/9/21
- Signed as a free agent by the Minnesota Vikings on 3/18/22.
- Signed as a free agent by the Giants on 3/15/24.

AUSTIN SCHLOTTMANN'S NFL REGULAR SEASON STATISTICS			
DATE	TEAM	GP	GS
2019	Broncos	16	4
2020	Broncos	16	2
2021	Broncos	10	1
2022	Vikings	16	4
2023	Vikings	9	3
2024	Giants	1	0
2025	Giants	3	0
NFL TOTALS		71	14

AUSTIN SCHLOTTMANN'S NFL POSTSEASON STATISTICS			
DATE	TEAM	GP	GS
2022	Vikings	0	0
NFL TOTALS		0	0

2025 GAME-BY-GAME REGULAR-SEASON STATISTICS (GIANTS)

DATE	OPPONENT	P/S	W/L	SCORE
09/07	at Commanders	P	L	6-21
09/14	at Cowboys	P	L	37-40+
09/21	Chiefs	P	L	9-22
2025 TOTALS		3-0	0-3	

+ - Overtime



JOHN MICHAEL SCHMITZ JR.
C #61

HEIGHT: 6-4
WEIGHT: 320 lbs
COLLEGE: MINNESOTA
HOW ACQUIRED: D2-'23
NFL EXP.: 3 YEARS
GIANTS EXP.: 3 YEARS



CAREER HIGHLIGHTS

- In two seasons, Schmitz has started all 31 regular-season games in which he played at center.
- In 2024, started each of the first 15 games at center...Inactive for the season's final two games with an ankle injury.
- As a rookie in 2023, started all 13 games in which he played at center...Schmitz's 13 starts at center were the most by an NFL rookie in 2023...When Schmitz started vs. Dallas (9/10/23), he became the first rookie center to start a season opener for the Giants since Derek Engler in 1997.
- In addition to Schmitz, rookie cornerbacks Deonte Banks (1st round) and Tre Hawkins III (6th round) started the opener...The Giants started three rookie draft choices in their season opener for the first time since 2018, when running back Saquon Barkley, left guard Will Hernandez, and defensive lineman B.J. Hill all played the first snap.

COLLEGE

- Spent six seasons at Minnesota, a redshirt year in 2017 and five seasons on the field...Played in 57 games with 35 starts...Academic All-Big Ten in five consecutive seasons (2018-22)...Schmitz was the 5th Gopher ever to be both an All-American for his play on the field and an Academic All-American, joining Bob Hobert (1956), Bob Stein (1968), Greg Eslinger (2004, 2005), and Maxx Williams (2014).
- In 2022, started all 12 regular-season games at center...Opted out of the Pinstripe Bowl and accepted an invitation to the Senior Bowl...Selected AP and FWAA first-team All-American.
- Voted first-team All-Big Ten by coaches and media...In 2021, started all 13 games at center...Selected second-team All-Big Ten by the conference coaches and third-team by the media...In the abbreviated 2020 season, started six games at center.
- In 2019, played in 13 games, including his first four career

starts...Received the school's RTB Trust Award...Made his first career start at center vs. Nebraska and helped the Gophers rush for 322 yards and 4 touchdowns.

- As a redshirt freshman in 2018, played in all 13 games, primarily on special teams...Made his collegiate debut vs. New Mexico State...Redshirted in 2017.

PERSONAL

- Son of John and Deborah Schmitz...Married to Daniella...Has 2 older sisters (Gabrielle and Hannah) and one younger brother (Jack)...Graduated with a degree in sport management...Grew up on the South Side of Chicago.
- Initially attended Marian Catholic High School in Chicago Heights, where he played defensive end on the freshman team...As a sophomore, Schmitz moved up to varsity and was a two-way starter on the offensive and defensive lines...Seeking to play for a larger program, he transferred to Homewood-Flossmoor High School in Flossmoor, IL...Started at left tackle his junior and senior seasons when the Vikings were 20-3 and averaged more than 40 points a game.
- As a senior, named IHSFCA 8A all-state and earned all-state honors from the Champaign-Urbana News-Gazette and Chicago Tribune...Selected to the Southwestern Suburban all-conference team...Also lettered in wrestling.
- Originally committed to play for coach P.J. Fleck at Western Michigan...When Fleck was named the coach at Minnesota, Schmitz, who never visited the Minnesota campus but had a strong desire to play in the Big Ten, was one of several recruits to follow Fleck to Minneapolis.

MAIN TRANSACTIONS

- Originally a 2nd-round (57th pick overall) draft choice by the Giants in 2023.

JOHN MICHAEL SCHMITZ JR.'S NFL REGULAR SEASON STATISTICS

DATE	TEAM	GP	GS
2023	Giants	13	13
2024	Giants	15	15
2025	Giants	3	3
NFL TOTALS		31	31

2025 GAME-BY-GAME REGULAR-SEASON STATISTICS (GIANTS)

DATE	OPPONENT	P/S	W/L	SCORE
09/07	at Commanders	S	L	6-21
09/14	at Cowboys	S	L	37-40+
09/21	Chiefs	S	L	9-22
2025 TOTALS		3-3	0-3	

+ - Overtime



DEVIN SINGLETARY

RB #26

HEIGHT: 5-7
WEIGHT: 203 lbs
COLLEGE: FLORIDA ATLANTIC
HOW ACQUIRED: FA-'24
NFL EXP.: 7 YEARS
GIANTS EXP.: 2 YEARS



GIANTS
SINGLETARY
DEVIN
RB
#26

HONORS

- AFC Offensive Player of the Week: 2023 Week 10

CAREER HIGHLIGHTS

- Singletary has played in 96 regular-season games with 72 starts and in 10 postseason games with nine starts for Buffalo and Houston...Regular-season totals include 1,009 rushing attempts for 4,510 yards (4.5-yard avg.), and 24 touchdowns, with a long run of 51 yards, plus 197 receptions for 1,279 yards and 4 scores...Completed his only career passing attempt for a touchdown...Singletary has gained 5,769 scrimmage yards and exceeded 1,000 yards in three of the last five seasons...In the playoffs, Singletary has 93 carries for 389 yards (4.2-yard avg.) and 4 touchdowns and 34 catches for 247 yards.
- In his first season with the Giants, Singletary played in 15 games with five starts...Totaled 113 rushing attempts on 437 yards (3.9-yard avg.) and 4 touchdowns...Recorded 21 receptions for 199 yards (5.7-yard avg.)...Rushed for a season-high 95 yards on 16 carries (5.9-yard avg.), and scored his first touchdown on a 7-yard run at Washington (9/15).
- In his only season in Houston in 2023, Singletary played all 17 regular-season games with 10 starts and started both of the Texans' postseason games...Amassed career-high totals of 216 rushing attempts for 898 yards...Caught 30 passes for 193 yards...Posted a career-high three games in which he rushed for 100+ yards.
- Rushed for 25 yards on 7 carries, caught one pass for 11 yards and threw a 6-yard touchdown pass to Dalton Schultz vs. Pittsburgh (10/1/23)...Became the 3rd Texans
- running back to throw a touchdown pass, joining James Allen (2002) and Arian Foster (2014).
- Named AFC Offensive Player of the Week after recording career-highs in rushing attempts (30) and yards (150) while scoring his first touchdown of the season on 6-yard run at Cincinnati (11/12/23)...His 150 rushing yards marked the 16th time that a Texan has rushed for 150-plus yards in a game...Gained a career-high 170 scrimmage yards (121 rushing on 26 carries, 49 receiving on 4 catches) in an overtime win at Tennessee (12/17/23).
- In 2022, started all 16 regular-season games in which he played and both Bills' postseason games in his final season in Buffalo...Led the team with 819 rushing yards and 5 touchdowns on 177 carries (4.6-yard avg.). Also posted a career-high 280 receiving yards on 38 catches.
- In 2021, played in all 17 regular-season games with 16 starts and started both of Buffalo's postseason games...Finished with a team-high 870 rushing yards and 7 touchdowns on 188 carries (4.6-yard avg.) and also totaled 228 receiving yards and 1 touchdown on 40 receptions...Scored a touchdown in 6 consecutive games (regular and postseason) to end the 2021 season.
- In 2020, started all 16 regular-season games and played in three

postseason games with two starts...Led the Bills with 687 rushing yards and 2 touchdowns on 156 rushing attempts, (4.4-tard avg.) while also recording 269 yards on 38 receptions...In the playoffs, totaled 63 rushing yards on 16 attempts.

- As a rookie in 2019, played in 12 regular-season games with eight starts and started the AFC Wild Card Game...Tallied 151 carries for a team-high 775 yards (and 2 touchdowns)...Added 194 receiving yards and 2 scores on 29 catches...receptions (6.7 avg.)...Averaged a career-best 5.13 yards-per-carry, the highest average among all running backs with at least 150 carries in 2019.

COLLEGE

- Played three seasons (2016-18) for Florida Atlantic University...In three seasons, rushed for a school-record 4,287 yards on 714 carries (6.0-yard avg.) and 66 touchdowns (the 6th-highest total in FBS history), plus 51 catches for 397 yards and 1 score.
- As a junior in his final season in 2018, rushed for 1,339 yards and 22 touchdowns on 262 attempts...Recorded a program and personal-high 5 touchdowns, including a C-USA record-tying 4 touchdowns in the first quarter, vs. Bethune-Cookman...Named to the Doak Walker, Maxwell and Walter Camp Award watch lists.
- In 2017, set career-highs in rushing attempts (301), yards (1,920), touchdowns (32), and average yards per game (137.1).
- As a true freshman in 2016, ran for 1,021 yards and 12 touchdowns on 152 carries (6.7-yard avg.).

OFF-THE-FIELD ACTIVITY

- Participated in the Built Ford Tough Field Day at the Quest Diagnostic Training Center for the 10 high school girls flag football champions from leagues supported by the Giants... Hosted the Motor Night of Comedy event with his Devin Singletary Foundation to benefit St. Barnabas Hospital... After the team practice in Germany prior to the Sunday game, met with the 120 students that participated in the NFL Flag clinic... Met with members from the Wounded Warriors Project during their visit to the Quest Diagnostics Training Center to watch practice and enjoy a day with the Giants.

PERSONAL

- Son of Devonn Singletary, Sr. and Sabrina Singletary...Born in Fort Lauderdale, FL.
- Attended American Heritage-Delray High School in Delray, Beach, FL...Two-time first-team All-state selection and three-time first-time All-Country Offensive Player of the Year...Also named Fred Taylor Offensive Player of the Year...Finished his high school career with 4,975 rushing yards, the 2nd-highest total in school history.

MAIN TRANSACTIONS

■ Originally a 3rd-round (74th pick overall) draft choice by the

- Buffalo Bills.
- Signed as a free agent by the Houston Texans on 3/21/23.
- Signed as a free agent by the New York Giants on 3/13/24.

DEVIN SINGLETARY'S NFL REGULAR SEASON RUSHING/RECEIVING STATISTICS

DATE	TEAM	GP	GS	RUSHING					RECEIVING				
				NO.	YDS.	AVG.	LG	TD	NO.	YDS.	AVG.	LG	TD
2019	Bills	12	8	151	775	5.1	38	2	29	194	6.7	49	2
2020	Bills	16	16	156	687	4.4	51†	2	38	269	7.1	34	0
2021	Bills	17	16	188	870	4.6	46†	7	40	228	5.7	19	1
2022	Bills	16	16	177	819	4.6	33†	5	38	280	7.4	22	1
2023	Texans	17	10	216	898	4.2	24	4	30	193	6.4	41	0
2024	Giants	15	5	113	437	3.9	43	4	21	119	5.7	23	0
2025	Giants	3	1	8	24	3.0	8	0	1	-4	-4.0	-4	0
NFL TOTALS		96	72	1,009	4,510	4.5	51†	24	197	1,279	6.5	49	4

DEVIN SINGLETARY'S NFL POSTSEASON RUSHING/RECEIVING STATISTICS

DATE	TEAM	GP	GS	RUSHING					RECEIVING				
				NO.	YDS.	AVG.	LG	TD	NO.	YDS.	AVG.	LG	TD
2019	Bills	1	1	13	58	4.5	18	0	6	76	12.7	38	0
2020	Bills	3	2	16	63	3.9	13	0	8	44	5.5	14	0
2021	Bills	2	2	26	107	4.1	16†	3	7	38	5.4	15	0
2022	Bills	2	2	16	73	4.6	13	0	5	37	7.4	16	0
2023	Texans	2	2	22	88	4.0	29	1	8	52	6.5	26	0
NFL TOTALS		10	9	93	389	4.2	29	4	34	247	7.3	38	0

DEVIN SINGLETARY'S NFL REGULAR SEASON RETURN STATISTICS

KICKOFF RETURNS							PUNT RETURNS					
DATE	TEAM	RET.	YDS.	AVG.	LG	TD	NO.	FC	YDS.	AVG.	LG	TD
2019	Bills	0	0	0.0	0	0	0	0	0	0.0	0	0
2020	Bills	0	0	0.0	0	0	0	0	0	0.0	0	0
2021	Bills	0	0	0.0	0	0	0	0	0	0.0	0	0
2022	Bills	0	0	0.0	0	0	0	0	0	0.0	0	0
2023	Texans	4	90	22.5	35	0	0	0	0	0.0	0	0
2024	Giants	0	0	0.0	0	0	0	0	0	0.0	0	0
2025	Giants	5	134	26.8	33	0	0	0	0	0.0	0	0
NFL TOTALS		9	224	24.9	35	0	0	0	0	0.0	0	0

SINGLE-GAME HIGHS: RUSHING/RECEIVING

Rush Attempts 30 at Cincinnati Bengals, Nov 12, 2023
Rushing Yards 150 at Cincinnati Bengals, Nov 12, 2023
Rushing Average 8.8 at Chicago Bears, Dec 24, 2022
Longest Runs 51† at Denver Broncos, Dec 19, 2020
Rushing TDs 2 vs. Minnesota Vikings, Nov 13, 2022
...1 more at 2.
Receptions 9 at Miami Dolphins, Sep 25, 2022
Receiving Yards 78 at Miami Dolphins, Sep 25, 2022
Receiving Average 15.0 vs. Washington Redskins, Nov 03, 2019
Longest Receptions 49 vs. Washington Redskins, Nov 03, 2019

Receiving TDs 1 at Miami Dolphins, Sep 25, 2022
...3 more at 1.
All-Purpose Yards 170 at Tennessee Titans, Dec 17, 2023
Kickoff Returns 5 vs. Kansas City Chiefs, Sep 21, 2025
Kickoff Return Yards 134 vs. Kansas City Chiefs, Sep 21, 2025
Longest Kickoff Return 35 vs. Pittsburgh Steelers, Oct 01, 2023
Kickoff Return Average 26.8 vs. Kansas City Chiefs, Sep 21, 2025
Most TDs 2 vs. Minnesota Vikings, Nov 13, 2022
...2 more at 2.
Miscellaneous Tackles 1 at Carolina Panthers, Oct 29, 2023
...4 more at 1.
Scrimmage Yards 170 at Tennessee Titans, Dec 17, 2023

SINGLE-GAME HIGHS - POSTSEASON: RUSHING/RECEIVING

Rush Attempts 16 vs. New England Patriots, Jan 15, 2022
Rushing Yards 81 vs. New England Patriots, Jan 15, 2022
Rushing Average 5.1 vs. Cleveland Browns, Jan 13, 2024
...1 more at 5.1.
Longest Runs 29 vs. Cleveland Browns, Jan 13, 2024
Rushing TDs 2 vs. New England Patriots, Jan 15, 2022
Receptions 6 at Houston Texans, Jan 04, 2020

Receiving Yards 76 at Houston Texans, Jan 04, 2020
Receiving Average 12.7 at Houston Texans, Jan 04, 2020
Longest Receptions 38 at Houston Texans, Jan 04, 2020
All-Purpose Yards 134 at Houston Texans, Jan 04, 2020
Most TDs 2 vs. New England Patriots, Jan 15, 2022

100-YARD RUSHING GAMES (6): REGULAR SEASON

DATE	TEAM	ATT.	YDS.	AVG.	LG	TD
11/24/19	BRONCOS	21	106	5.0	11	0
01/02/22	FALCONS	23	110	4.8	20	2
12/24/22	at Bears	12	106	8.8	33†	1
11/12/23	at Bengals	30	150	5.0	22	1
11/19/23	CARDINALS	22	112	5.1	21	1
12/17/23	at Titans	26	121	4.7	19	0

2025 GAME-BY-GAME REGULAR-SEASON STATISTICS (GIANTS)

DATE	OPPONENT	P/S	RUSHING					RECEIVING					W/L	SCORE
			NO.	YDS.	AVG.	LG	TD	NO.	YDS.	AVG.	LG	TD		
09/07	at Commanders	P	3	9	3.0	8	0	0	0	0.0	0	0	L	6-21
09/14	at Cowboys	S	1	4	4.0	4	0	1	-4	-4.0	-4	0	L	37-40+
09/21	Chiefs	P	4	11	2.8	4	0	0	0	0.0	0	0	L	9-22
2025 TOTALS		3-1	8	24	3.0	8	0	1	-4	-4.0	-4	0	0-3	

+ - Overtime



CAM SKATTEBO

RB #44

(SKAT-eh-boo)

HEIGHT: 5-11
WEIGHT: 215 lbs
COLLEGE: ARIZONA STATE
HOW ACQUIRED: D4-'25
NFL EXP.: R
GIANTS EXP.: R



CAREER HIGHLIGHTS

- Made his NFL debut at Washington (9/7/25)...Rushed 2 times for -3 yards and caught 2 passes for 12 yards.
- In Week 2 at Dallas (9/14/25), rushed 11 times for 45 yards and 1 touchdown...Caught 2 passes for 14 yards.
- Played his third game this season against the Chiefs (9/21/25) and rushed 10 times for 60 yards (6.0 avg.) and 1 touchdown...Also tallied 6 receptions for 61 yards (10.2 avg.) with a long catch of 21 yards.

COLLEGE

- Played two seasons at Sacramento State (2021-22) before transferring to Arizona State, where he spent the 2023 and 2024 seasons...Played in 49 games (35 starts) across his collegiate career...Rushed 709 times for 4,386 yards and 43 touchdowns...Through the air, caught 112 passes for 1,386 yards and 8 touchdowns...Also attempted 17 passes in college and completed 7 of them for 172 yards, 2 touchdowns and 1 interception.
- Helped lead Arizona State to its first ever College Football Playoff appearance in 2024 after winning the Big 12 Championship...Started all 13 games he played in and rushed for 1,711 yards and 21 touchdowns on 293 attempts...Caught 45 passes for 605 yards and 3 touchdowns...He finished 5th in the 2024 Heisman Trophy voting and set Arizona State single-season school records for rushing yards, rushing touchdowns and total touchdowns...Earned first-team All-Big 12 honors.
- 2023 marked Skattebo's first season at Arizona State...He played

- in 12 games (seven starts) and rushed 164 times for 783 yards and 9 touchdowns...Hauled in 24 passes for 286 yards and 1 touchdown...Also punted 8 times for 338 yards for an average of 42.3 yards per punt.
- In his final season at Sacramento State in 2022, named the Big Sky Offensive Player of the Year and was a first-team All-Big Sky selection...Rushed 195 times for 1,372 yards and 7 touchdowns...Added 31 catches for 371 yards and 3 touchdowns in the passing game.
 - In 2021, Skattebo made four starts across 11 games and rushed 57 times for 520 yards and 6 touchdowns...Made 12 receptions for 124 yards and 1 touchdown.
 - His true freshman season (2020) was canceled due to the COVID-19 pandemic.

PERSONAL

- Is the son of Leonard and Becky...Has three siblings...Was born and raised in Rio Linda, California, which is just north of Sacramento.
- Didn't have any FBS offers coming out of high school...Was a zero-star recruit who received two FCS offers despite rushing for 6,192 yards and 60 touchdowns throughout his high school career...Also played baseball and basketball.

MAIN TRANSACTIONS

- Originally a 4th-round (105th overall) draft choice by the Giants in 2025.

CAM SKATTEBO'S NFL REGULAR SEASON RUSHING/RECEIVING STATISTICS

DATE	TEAM	GP	GS	RUSHING					TD	RECEIVING					TD
				NO.	YDS.	AVG.	LG			NO.	YDS.	AVG.	LG		
2025	Giants	3	0	23	102	4.4	24		2	10	87	8.7	21		0
NFL TOTALS		3	0	23	102	4.4	24		2	10	87	8.7	21		0

CAM SKATTEBO'S NFL REGULAR SEASON RETURN STATISTICS

KICKOFF RETURNS							PUNT RETURNS					
DATE	TEAM	RET.	YDS.	AVG.	LG	TD	NO.	FC	YDS.	AVG.	LG	TD
2025	Giants	0	0	0.0	0	0	0	0	0	0.0	0	0
NFL TOTALS		0	0	0.0	0	0	0	0	0	0.0	0	0

SINGLE-GAME HIGHS: RUSHING/RECEIVING

Rush Attempts	11 at Dallas Cowboys, Sep 14, 2025	Receiving Yards	61 vs. Kansas City Chiefs, Sep 21, 2025
Rushing Yards	60 vs. Kansas City Chiefs, Sep 21, 2025	Receiving Average	10.2 vs. Kansas City Chiefs, Sep 21, 2025
Rushing Average	6.0 vs. Kansas City Chiefs, Sep 21, 2025	Longest Receptions	21 vs. Kansas City Chiefs, Sep 21, 2025
Longest Runs	24 at Dallas Cowboys, Sep 14, 2025	All-Purpose Yards	121 vs. Kansas City Chiefs, Sep 21, 2025
Rushing TDs	1 vs. Kansas City Chiefs, Sep 21, 2025 ...1 more at 1.	Most TDs	1 vs. Kansas City Chiefs, Sep 21, 2025 ...1 more at 1.
Receptions	6 vs. Kansas City Chiefs, Sep 21, 2025	Scrimmage Yards	121 vs. Kansas City Chiefs, Sep 21, 2025

2025 GAME-BY-GAME REGULAR-SEASON STATISTICS (GIANTS)

DATE	OPPONENT	P/S	RUSHING					RECEIVING					W/L	SCORE
			NO.	YDS.	AVG.	LG	TD	NO.	YDS.	AVG.	LG	TD		
09/07	at Commanders	P	2	-3	-1.5	-1	0	2	12	6.0	6	0	L	6-21
09/14	at Cowboys	P	11	45	4.1	24	1	2	14	7.0	9	0	L	37-40+
09/21	Chiefs	P	10	60	6.0	13t	1	6	61	10.2	21	0	L	9-22
2025 TOTALS		3-0	23	102	4.4	24	2	10	87	8.7	21	0	0-3	

+ - Overtime



DARIUS SLAYTON

WR #18

HEIGHT: 6-1
WEIGHT: 198 lbs
COLLEGE: AUBURN
HOW ACQUIRED: D5-'19
NFL EXP.: 7 YEARS
GIANTS EXP.: 7 YEARS



HONORS

- 2024 Walter Payton Man of the Year nominee

CAREER HIGHLIGHTS

- Has played in 95 regular-season games with 68 starts and started both postseason games in which he played for the Giants...Regular-season totals include 265 receptions for 3,988 yards (15.0-yard avg.) and 21 touchdowns, with a long catch of 80 yards for a touchdown...Also has 9 kickoff returns for a 21.0-yard average.
- In the playoffs, he has 5 receptions for 92 yards (18.4-yard avg.) and 1 rushing attempt for 3 yards.
- In 2024, played in 16 games with 13 starts...Did not play due to a concussion at Carolina (11/10/24)...Caught 39 passes for 573 yards (14.7-yard avg.) and 2 touchdowns...Add 17 rushing yards on 2 carries...Had season-high totals of 8 receptions for 122 yards (15.3-yard avg.), including a 30-yard touchdown, at Seattle (10/6/24).
- In 2023, played in all 17 games with 13 starts and led the Giants with a career-high 770 receiving yards and was 3rd with a career-high-tying 50 receptions...Ranked 2nd on the Giants with a 15.4-yard receiving average...Joined Miami's Tyreek Hill and Pittsburgh's George Pickens as the only NFL receivers with multiple touchdown receptions of 65+ yards... Caught 4 passes for a season-high 106 yards, including a career-long 80-yarder from Tyrod Taylor, vs. the Rams (12/31/23)...The 80-yard touchdown was the longest passing touchdown by the Giants since Eli Manning and Odell Beckham, Jr. connected for an 84-yard score on 12/24/15.
- In 2022, played in 16 games with 11 starts and started both Giants' postseason games...Led the Giants with 724 receiving yards and was 3rd on the team with 46 receptions, including 2 touchdowns...In the playoffs, he added 5 receptions for 92 yards (18.4 avg.), including a team-long 47-yarder.
- In 2021, played in 13 games with five starts...Inactive for three games with a hamstring injury...Did not play at Chicago (1/2/22), because he was on the reserve/COVID-19 list...Totaled 26 receptions for 339 yards and 2 touchdowns.
- In 2020, played in all 16 games with 15 starts and led the Giants with 751 receiving yards and a 15.0-yard per-catch average...Tied Sterling Shepard for the team lead with 3 touchdown receptions and was 3rd on the team with 50 catches...Led the Giants with 5 receptions of 30 or more yards and 40 of his 50 catches produced first downs, an 80% rate that was the NFL's 3rd highest.
- As a rookie in 2019, played in 14 games with nine starts...Inactive for the season's first two games with a hamstring injury...Had one of the finest seasons by a rookie wide receiver in Giants history...Led the team with 740 receiving yards and 8 touchdowns on 48 catches...The 8 touchdown receptions tied him with Tennessee's A.J. Brown for the highest total among NFL

rookies...Slayton's yardage total was the 5th-highest among rookie receivers and his 48 receptions ranked 8th...Averaged 21.0 yards on 9 kickoff returns with a long runback of 30 yards...Was the first rookie drafted in the 5th round or later to have 8 or more touchdowns since New Orleans' Marques Colston in 2006.

- Was the first rookie since 2014 (Odell Beckham, Jr. and Mike Evans) with three or more games with 2+ touchdown catches and the first NFL rookie with multiple 100-yard, 2-touchdown games since 2014, when Beckham, (three), Allen Hurns (two) and Evans (two) each accomplished the feat.
- On Monday Night Football, at Philadelphia (12/9/19), Slayton caught 5 passes for 154 yards and 2 touchdowns...The 154 yards were the highest total by a Giants rookie since Beckham had 185 receiving yards vs. Philadelphia on 12/28/14... Slayton gained all 154 yards in the first half to become the first Giants player with more than 150 receiving yards in a half since Plaxico Burress had 179 yards in the first two quarters of a 44-24 victory vs. the Rams on 10/2/05.

NOTES TO KNOW

- With 740 yards as a rookie, 751 in 2020, 724 in 2022 and 770 in 2023, Slayton is the only receiver in Giants history to lead the team in receiving yards in four of his first five seasons.
- Owns 13 touchdown receptions of 30+ yards, which is the 3rd-most in franchise history, behind Amani Toomer (15) and Odell Beckham Jr. (16).
- Slayton and Kyle Rote (1951-61) are the only Giants in franchise history to own 250+ catches and average 15+ yards per reception.
- The final touchdown of Slayton's rookie season came vs. Miami on 12/15/19...His 5-yard score was the 366th and final touchdown pass of Eli Manning's 16-year career.

COLLEGE

- In three seasons at Auburn, he played in 38 games and caught 79 passes for 1,605 yards (20.3-yard avg.), and 11 touchdowns, with a long catch of 74 yards.
- In 2018, played in 12 games and finished with career-high totals of 35 receptions for 670 yards (19.1-yard avg.) and 5 touchdowns...Caught 3 passes, for touchdowns of 74, 52, and 34 yards, in the Music City Bowl vs. Purdue...Set Auburn bowl records for receiving yards (160), touchdowns (3), and longest touchdown catch (74).
- In 2017, played in 13 games and totaled 29 receptions for 643 yards (career-high 22.2-yard avg.) and 5 scores.
- In 2016, played in 13 games with 11 starts in his first season of collegiate action...Finished with 15 receptions for 292 yards (19.5-yard avg.) and 1 touchdown...Redshirted in 2015.

OFF-THE-FIELD ACTIVITY

- Named the 2025 NFLPA’s Alan Page Community MVP Award Winner... Nominated as the 2024 New York Giants Walter Payton Man of the Year... Honored as the Hometown Hero for the 2024 United Way of New York City’s Gridiron Gala event at Glasshouses in NYC, which raised more than \$2 million for UWNYPC programming...Founded the Left Hand Right Hand Foundation to provide support to those in need through education opportunities, resources and community events... Hosted a youth football camp for more than 200 kids in Atlanta, Ga....Attended the New York City Police Foundation Gala at the Intrepid Museum to celebrate the hard work of the NYPD and success of the Far Rockaway and Harlem Giants programs... Hosted his annual car show event in Far Rockaway, Queens for boys in the Far Rockaway and Harlem Giants programs... His Left Hand Right Hand Foundation hosted a Thanksgiving meal basket giveaway in Slayton’s hometown in Georgia... Attended the kickoff event for the new Bronx Giants program, an expansion of the Far Rockaway and Harlem Giants programs that work to improve police-community relations through flag football while providing tutoring and mentorship... Hosted his fourth annual holiday gift giveaway event where he contributed \$50,000 for 24 families in the Far Rockaway, Harlem and Bronx Giants programs... Represented

Vietnam Veterans of America during Week 13 of the NFL season for My Cause My Cleats... After the team practice in Germany prior to the Sunday game, met with the 120 students that participated in the NFL Flag clinic... Met with members from the Wounded Warriors Project during their visit to the Quest Diagnostics Training Center to watch practice and enjoy a day with the Giants.

PERSONAL

- Son of Pamela Slayton and Eddie Slayton...Has a sister, Maileka...Cousin, Darrell Crawford, played linebacker at Auburn...Studied in the College of Business
- First-team Class 2A all-state selection at Greater Atlanta Christian School in Norcross, Ga....All-region player at wide receiver and defensive back ...Selected to the U.S. Army All-American Bowl...State sprint champion at 100 and 200 meters.

MAIN TRANSACTIONS

- Originally a 5th-round (171st pick overall) draft choice by the Giants in 2019.
- Re-signed as a free agent by the Giants on 3/20/23.
- Re-signed a three-year extension with the Giants on 3/13/25.

DARIUS SLAYTON'S NFL REGULAR SEASON RUSHING/RECEIVING STATISTICS

DATE	TEAM	GP	GS	RECEIVING					RUSHING				
				NO.	YDS.	AVG.	LG	TD	NO.	YDS.	AVG.	LG	TD
2019	Giants	14	9	48	740	15.4	55t	8	0	0	0.0	0	0
2020	Giants	16	15	50	751	15.0	41t	3	2	-1	-0.5	2	0
2021	Giants	13	5	26	339	13.0	42	2	1	-13	-13.0	-13	0
2022	Giants	16	11	46	724	15.7	55	2	0	0	0.0	0	0
2023	Giants	17	13	50	770	15.4	80t	4	0	0	0.0	0	0
2024	Giants	16	13	39	573	14.7	43	2	2	17	8.5	11	0
2025	Giants	3	2	6	91	15.2	52	0	0	0	0.0	0	0
NFL TOTALS		95	68	265	3,988	15.0	80T	21	5	3	0.6	11	0

DARIUS SLAYTON'S NFL POSTSEASON RUSHING/RECEIVING STATISTICS

DATE	TEAM	GP	GS	RECEIVING					RUSHING				
				NO.	YDS.	AVG.	LG	TD	NO.	YDS.	AVG.	LG	TD
2022	Giants	2	2	5	92	18.4	47	0	1	3	3.0	3	0
NFL TOTALS		2	2	5	92	18.4	47	0	1	3	3.0	3	0

DARIUS SLAYTON'S NFL REGULAR SEASON RETURN STATISTICS

KICKOFF RETURNS							PUNT RETURNS					
DATE	TEAM	RET.	YDS.	AVG.	LG	TD	NO.	FC	YDS.	AVG.	LG	TD
2019	Giants	9	189	21.0	30	0	0	0	0	0.0	0	0
2020	Giants	0	0	0.0	0	0	0	0	0	0.0	0	0
2021	Giants	0	0	0.0	0	0	0	0	0	0.0	0	0
2022	Giants	0	0	0.0	0	0	0	0	0	0.0	0	0
2023	Giants	0	0	0.0	0	0	0	1	0	0.0	0	0
2024	Giants	0	0	0.0	0	0	1	1	0	0.0	0	0
2025	Giants	0	0	0.0	0	0	0	0	0	0.0	0	0
NFL TOTALS		9	189	21.0	30	0	1	2	0	0.0	0	0

DARIUS SLAYTON'S NFL POSTSEASON RETURN STATISTICS

KICKOFF RETURNS							PUNT RETURNS					
DATE	TEAM	RET.	YDS.	AVG.	LG	TD	NO.	FC	YDS.	AVG.	LG	TD
2022	Giants	0	0	0.0	0	0	0	0	0	0.0	0	0
NFL TOTALS		0	0	0.0	0	0	0	0	0	0.0	0	0

SINGLE-GAME HIGHS: RUSHING/RECEIVING

Rush Attempts	1 vs. Philadelphia Eagles, Nov 28, 2021 ...2 more at 1.	Kickoff Returns	5 at Detroit Lions, Oct 27, 2019
Rushing Yards	11 vs. Washington Commanders, Nov 03, 2024	Kickoff Return Yards	102 at Detroit Lions, Oct 27, 2019
Longest Runs	11 vs. Washington Commanders, Nov 03, 2024	Longest Kickoff Return	30 at Detroit Lions, Oct 27, 2019 ...1 more at 30.
Receptions	10 at New York Jets, Nov 10, 2019	Fair Catches	1 vs. Minnesota Vikings, Sep 08, 2024 ...1 more at 1.
Receiving Yards	154 at Philadelphia Eagles, Dec 09, 2019	Kickoff Return Average	21.8 vs. Arizona Cardinals, Oct 20, 2019
Receiving Average	31.7 vs. Houston Texans, Nov 13, 2022	Most TDs	2 vs. Pittsburgh Steelers, Sep 14, 2020 ...3 more at 2.
Longest Receptions	80t vs. Los Angeles Rams, Dec 31, 2023	Miscellaneous Tackles	2 at Tampa Bay Buccaneers, Nov 22, 2021
Receiving TDs	2 vs. Pittsburgh Steelers, Sep 14, 2020 ...3 more at 2.	Scrimmage Yards	154 at Philadelphia Eagles, Dec 09, 2019
All-Purpose Yards	154 at Philadelphia Eagles, Dec 09, 2019		

SINGLE-GAME HIGHS - POSTSEASON: RUSHING/RECEIVING

Rush Attempts	1 at Minnesota Vikings, Jan 15, 2023	Receiving Average	22.0 at Minnesota Vikings, Jan 15, 2023
Rushing Yards	3 at Minnesota Vikings, Jan 15, 2023	Longest Receptions	47 at Minnesota Vikings, Jan 15, 2023
Longest Runs	3 at Minnesota Vikings, Jan 15, 2023	All-Purpose Yards	91 at Minnesota Vikings, Jan 15, 2023
Receptions	4 at Minnesota Vikings, Jan 15, 2023	Scrimmage Yards	91 at Minnesota Vikings, Jan 15, 2023
Receiving Yards	88 at Minnesota Vikings, Jan 15, 2023		

100-YARD RECEIVING GAMES (7): REGULAR SEASON

DATE	TEAM	NO.	YDS.	AVG.	LG	TD
11/10/19	at Jets	10	121	12.1	39t	2
12/09/19	at Eagles	5	154	30.8	55t	2
09/14/20	STEELERS	6	102	17.0	41t	2
10/11/20	at Cowboys	8	129	16.1	39	0
12/31/23	RAMS	4	106	26.5	80t	1
10/06/24	at Seahawks	8	122	15.3	41	1
10/28/24	at Steelers	4	108	27.0	43	0

2025 GAME-BY-GAME REGULAR-SEASON STATISTICS (GIANTS)

DATE	OPPONENT	P/S	RECEIVING					RUSHING					W/L	SCORE
			NO.	YDS.	AVG.	LG	TD	NO.	YDS.	AVG.	LG	TD		
09/07	at Commanders	S	0	0	0.0	0	0	0	0	0.0	0	0	L	6-21
09/14	at Cowboys	S	2	61	30.5	52	0	0	0	0.0	0	0	L	37-40+
09/21	Chiefs	P	4	30	7.5	14	0	0	0	0.0	0	0	L	9-22
2025 TOTALS		3-2	6	91	15.2	52	0	0	0	0.0	0	0	0-3	

+ - Overtime



IHMIR SMITH-MARSETTE

WR #87

HEIGHT: 6-1
WEIGHT: 185 lbs
COLLEGE: IOWA
HOW ACQUIRED: FA-'24
NFL EXP.: 5 YEARS
GIANTS EXP.: 2 YEARS



GIANTS SINCE 1985 BIG BLUE GREEN

HONORS

- NFC Special Teams Player of the Week: 2024 Week 17

CAREER HIGHLIGHTS

- Has played in 48 games with one start for Minnesota, Chicago, Kansas City, Carolina and the Giants...Career totals include 14 receptions for 182 yards and 2 touchdowns and 9 rushing attempts for 73 yards...Has an 8.3-yard average on 66 punt returns, including a 79-yard touchdown and a 30.1-yard average on 16 kickoff returns, including a 100-yard score.
- In his first season with the Giants in 2024, played in 15 games, primarily as a return specialist...Averaged 34.6 yards on 11 kickoff returns 7.9 yards on a team-high 27 punt returns. Made his Giants debut in Week 2 at Cleveland (9/22/24)
- Named NFC Special Teams Player of the Week after returning the second-half kickoff 100 yards for a touchdown vs. Indianapolis (12/29/24)...Recorded the second touchdown of his career and first on a kickoff return...It was the Giants' first kickoff return touchdown since 10/25/15 when Dwayne Harris scored on a runback against Dallas.
- In 2023, played 17 games for the Panthers...Caught 8 passes for 51 yards, rushed for 74 yards in 8 attempts, including 1 touchdown...Recorded 37 punt returns for an 8.7-yard average, including 1 score...His 37 punt returns tied for the NFL's highest total...Scored on a 79-yard punt return vs. Chicago (11/9/23)...At that time, his 79-yard punt return was tied for the 3rd-longest punt return for a touchdown in franchise history...Became the 7th Panthers player to return a punt for a touchdown.
- In 2022, appeared in eight games for the Bears and the Chiefs...Season totals include 1 reception for 15 yards and 1 kickoff return for 17 yards...Was on the practice squad for the Chiefs when they won Super Bowl LVII.
- In 2021, appeared in eight games for the Vikings...Recorded 5 receptions for 116 yards and 2 touchdowns...Also returned 4 kickoffs for 83 yards...Recorded his first career receiving touchdown in Week 15 against Chicago (12/20/21)...Posted a career-high 103 receiving yards in Week 18 against Chicago (1/9/22).

COLLEGE

- Spent four years at Iowa (2017-20)...Played in 44 games and totaled 110 receptions for 1,615 yards (14.7-yard avg.) and 13 touchdowns...Added 34 rushing attempts for 274 yards and 4 touchdowns and 53 kickoff returns for 1,520 yards (28.7-yard avg.) and 2 scores.
- As a senior in 2020, played in seven games and caught 25 passes for 345 yards (13.8-yard avg.) and 3 touchdowns...Added 7 rushing attempts for 54 yards and one score...Totaled 176 yards on 8 kickoff returns

- In 2019, played in all 13 games and registered 44 receptions for 722 yards (16.4-yard avg.) and 5 touchdowns...Added 11 rushing attempts for 108 rushing yards and averaged 29.6 yards and scored twice on 17 kickoff returns...In the Holiday Bowl vs. USC, he scored touchdowns via receiving, rushing and kickoff return...Became the second player in school history to accomplish that feat.
- In 2018, started in 12 games and produced 23 receptions for 361 yards (15.7-yard avg.) and 3 touchdowns, 9 rushing attempts for 71 yards...Averaged 29.5 yards on 24 kickoff returns for 707 kickoff return yards...His 29.5 yards per kickoff return and 707 kickoff return yards led the Big Ten.

OFF-THE-FIELD ACTIVITY

- Partnered with the American Heart Association to encourage students to be active for 60 minutes a day while creating healthy habits and presented the school with a \$1,500 equipment grant at Prospect Park Elementary School in Prospect Park, NJ.... Served as a coach during the Giants Women's Club Big Blue Challenge flag football fundraiser with 50 club members to support the American Cancer Society's Breast Cancer research... Represented Boys and Girls Club of Newark during Week 13 of the NFL season for My Cause My Cleats... After the team practice in Germany prior to the Sunday game, met with the 120 students that participated in the NFL Flag clinic... Met with members from the Wounded Warriors Project during their visit to the Quest Diagnostics Training Center to watch practice and enjoy a day with the Giants.

PERSONAL

- Grew up in Newark, NJ and attended Weequahic High School, located just 1.5 miles from MetLife Stadium...Lettered in football.
- As a senior, played on offense, defense and special teams...Across 12 games, rushed for 60 yards on 8 carries...Recorded 38 receptions for 773 yards (20.3 yard-avg) and 13 touchdowns...Tallied 43 tackles, 6 passes defended, 3 interceptions, 1 fumble recovery and 1 tackle for loss...Returned 4 kickoffs for 192 yards (48.0-yard avg.) and a long runback of 95 yards...Posted a 24.6-yard average on 8 punt returns for 389 yards...Helped Weequahic achieve a 12-0 record and a state title in 2016.
- As a junior, caught 5 receptions for 110 yards and 2 touchdowns along with 1 punt return touchdown and 1 interception return for a touchdown...Also lettered in track and competed in hurdle events.

MAIN TRANSACTIONS

- Originally a 5th-round pick (157 overall) draft choice by the Minnesota Vikings in 2021.
- Waived by the Vikings on 8/31/22...Awarded off waivers by the Chicago Bears on 9/1/22.

- Waived by the Bears on 10/18/22.
 - Signed to the Kansas City Chiefs practice squad on 10/20/22.
 - Traded to the Carolina Panthers for a swap of 2025 7th-round
- picks on 8/29/23.
 - Waived by the Panthers on 8/28/24.
 - Signed as a free agent by the Giants on 9/9/24.

IHMIR SMITH-MARSETTE'S NFL REGULAR SEASON RUSHING/RECEIVING STATISTICS													
DATE	TEAM	GP	GS	RECEIVING					RUSHING				
				NO.	YDS.	AVG.	LG	TD	NO.	YDS.	AVG.	LG	TD
2021	Vikings	8	1	5	116	23.2	44t	2	0	0	0.0	0	0
2022	Bears	6	0	1	15	15.0	15	0	1	-1	-1.0	-1	0
Went from Chicago to Kansas City.													
2022	Chiefs	2	0	0	0	0.0	0	0	0	0	0.0	0	0
2022	TOTAL	8	0	1	15	15.0	15	0	1	-1	-1.0	0	0
2023	Panthers	17	0	8	51	6.4	18	0	8	74	9.3	20t	1
2024	Giants	16	0	0	0	0.0	0	0	0	0	0.0	0	0
2025	Giants	0	0	0	0	0.0	0	0	0	0	0.0	0	0
NFL TOTALS		49	1	14	182	13.0	44T	2	9	73	8.1	20T	1

IHMIR SMITH-MARSETTE'S NFL POSTSEASON RUSHING/RECEIVING STATISTICS													
DATE	TEAM	GP	GS	RECEIVING					RUSHING				
				NO.	YDS.	AVG.	LG	TD	NO.	YDS.	AVG.	LG	TD
2022	Chiefs	0	0	0	0	0.0	0	0	0	0	0.0	0	0
NFL TOTALS		0	0	0	0	0.0	0	0	0	0	0.0	0	0

IHMIR SMITH-MARSETTE'S NFL REGULAR SEASON RETURN STATISTICS													
DATE	TEAM	RET.	YDS.	AVG.	LG	TD	PUNT RETURNS					LG	TD
							NO.	FC	YDS.	AVG.	LG		
2021	Vikings	4	83	20.8	24	0	0	0	0	0.0	0	0	0
2022	Bears	1	17	17.0	17	0	0	0	0	0.0	0	0	0
Went from Chicago to Kansas City.													
2022	Chiefs	0	0	0.0	0	0	0	0	0	0.0	0	0	0
2022	TOTAL	1	17	17.0	17	0	0	0	0	0.0	0	0	0
2023	Panthers	0	0	0.0	0	0	37	20	322	8.7	79t	1	1
2024	Giants	11	381	34.6	100t	1	29	17	228	7.9	25	0	0
2025	Giants	0	0	0.0	0	0	0	0	0	0.0	0	0	0
NFL TOTALS		16	481	30.1	100T	1	66	37	550	8.3	79T	1	1

IHMIR SMITH-MARSETTE'S NFL POSTSEASON RETURN STATISTICS													
DATE	TEAM	RET.	YDS.	AVG.	LG	TD	PUNT RETURNS					LG	TD
							NO.	FC	YDS.	AVG.	LG		
2022	Chiefs	0	0	0.0	0	0	0	0	0	0.0	0	0	0
NFL TOTALS		0	0	0.0	0	0	0	0	0	0.0	0	0	0

SINGLE-GAME HIGHS: RUSHING/RECEIVING

Rush Attempts	4 vs. Atlanta Falcons, Dec 17, 2023	Longest Kickoff Return	99t vs. Indianapolis Colts, Dec 29, 2024
Rushing Yards	33 vs. Green Bay Packers, Dec 24, 2023	Fair Catches	3 vs. Houston Texans, Oct 29, 2023
Longest Runs	20t vs. Green Bay Packers, Dec 24, 2023	Punt Return Yards	79 at Chicago Bears, Nov 09, 2023
Rushing TDs	1 vs. Green Bay Packers, Dec 24, 2023	Longest Punt Return	79t at Chicago Bears, Nov 09, 2023
Receptions	3 at Jacksonville Jaguars, Dec 31, 2023	Punt Returns	5 vs. New Orleans Saints, Dec 08, 2024
	...1 more at 3.		...1 more at 5.
Receiving Yards	103 vs. Chicago Bears, Jan 09, 2022	Punt Return TDs	1 at Chicago Bears, Nov 09, 2023
Receiving Average	34.3 vs. Chicago Bears, Jan 09, 2022	Punt Return Average	26.3 at Chicago Bears, Nov 09, 2023
Longest Receptions	44t vs. Chicago Bears, Jan 09, 2022	Kickoff Return Average	33.3 at Pittsburgh Steelers, Oct 28, 2024
Receiving TDs	1 vs. Chicago Bears, Jan 09, 2022	Special Teams Tackles	1 at Tennessee Titans, Nov 26, 2023
	...1 more at 1.		...1 more at 1.
All-Purpose Yards	103 vs. Chicago Bears, Jan 09, 2022	Most TDs	1 vs. Indianapolis Colts, Dec 29, 2024
Kickoff Returns	3 at Pittsburgh Steelers, Oct 28, 2024		...4 more at 1.
Kickoff Return Yards	100 at Pittsburgh Steelers, Oct 28, 2024	Scrimmage Yards	103 vs. Chicago Bears, Jan 09, 2022

100-YARD RECEIVING GAMES (1): REGULAR SEASON

DATE	TEAM	NO.	YDS.	AVG.	LG	TD
01/09/22	BEARS	3	103	34.3	44t	1

2025 GAME-BY-GAME REGULAR-SEASON STATISTICS (GIANTS)

DATE	OPPONENT	P/S	RECEIVING					RUSHING					W/L	SCORE
			NO.	YDS.	AVG.	LG	TD	NO.	YDS.	AVG.	LG	TD		
09/07	at Commanders							PRACTICE SQUAD					L	6-21
09/14	at Cowboys							PRACTICE SQUAD					L	37-40+
09/21	Chiefs							PRACTICE SQUAD					L	9-22
2025 TOTALS		0-0	0	0	0.0	0	0	0	0	0.0	0	0	0-3	
+ - Overtime														

2025 GAME-BY-GAME REGULAR-SEASON STATISTICS (GIANTS)

DATE	OPPONENT	P/S	KICKOFF RETURNS					PUNT RETURNS					W/L	SCORE
			RET	YDS	AVG	LG	TD	NO	FC	YDS	AVG	LG	TD	
09/07	at Commanders							PRACTICE SQUAD					L	6-21
09/14	at Cowboys							PRACTICE SQUAD					L	37-40+
09/21	Chiefs							PRACTICE SQUAD					L	9-22
2025 TOTALS		0-0	0	0	0.0	0	0	0	0	0	0.0	0	0	0-3
+ - Overtime														



AARON STINNIE

OL #64

HEIGHT: 6-3
WEIGHT: 312 lbs
COLLEGE: JAMES MADISON
HOW ACQUIRED: FA-'24
NFL EXP.: 8 YEARS
GIANTS EXP.: 2 YEARS



GIANTS
SINCE 1960
BIG BLUE
GREEN

CAREER HIGHLIGHTS

- Stinnie has played in 50 regular-season games with 15 starts for Tennessee, Tampa Bay and the Giants...Also played in seven postseason games with five starts for the Buccaneers, including one in Super Bowl LV...All of his regular-season starts were at left guard...In the playoffs, has started three games at right guard and two at left guard.
- Appeared in 16 games and made three starts for the Giants in 2024.
- In his final season in Tampa Bay in 2023, played in 13 games with 11 starts, both career highs, and started both Buccaneers' postseason games at left guard.
- Missed the entire 2022 season after suffering a torn ACL in the preseason.
- In 2021, played in six regular-season games and made his first career regular-season start at left guard at Indianapolis (11/28/21)...Also played in two postseason game...Spent the final five games of the regular season on injured reserve with a knee injury.
- In 2020, played in six regular-season games and started in the three postseason games in which he played, including the Super Bowl LV victory vs. Kansas City (2/7/21).
- In 2019, played in five games; three for Tennessee and two for Tampa Bay.
- As a rookie in 2018, played in one game for the Titans.

COLLEGE

- Played in 54 games with 42 consecutive starts to finish his career at James Madison (2013-17)...As a redshirt senior in 2017, started all 15 games at left tackle...Named AP first-team FCS All-American and first-team All-CAA distinction...In 2016, named first-team All-CAA.
- Transitioned from the defensive line in 2015...In 2014, played in 12 games as a defensive lineman...Redshirted in 2013.

OFF-THE-FIELD ACTIVITY

- Helped honor the firefighters who gave their lives on Sept. 11, 2001, with a visit to Engine 15, Ladder 18, Battalion 4 where they learned about the firefighters who passed away and spent time and shared a meal with firefighters... Represented The Big Man Foundation during Week 13 of the NFL season for My Cause My Cleats... After the team practice in Germany prior to the Sunday game, met with the 120 students that participated in the NFL Flag clinic... Met with members from the Wounded Warriors Project during their visit to the Quest Diagnostics Training Center to watch practice and enjoy a day with the Giants.

PERSONAL

- Son of Phil and Julia Stinnie... Graduated in spring 2017 with a degree in kinesiology... Stinnie's father, Phil Stinnie, played college basketball at Virginia Commonwealth and is 7th on the school's career scoring list.
- Played only two years of organized football on the offensive and defensive lines at St. Anne's-Belfield High School in Charlottesville, VA...Had 45 total tackles (21 solo), 8 tackles for loss, 5 sacks, 2 forced fumbles, and 1 fumble recovery.
- As a senior, earned first-team all-state VISAA Division 2 recognition at both offensive and defensive lineman...Was also named second-team All-Central Virginia and second-team All-ODFC as a defensive lineman...Also played basketball in high school.

MAIN TRANSACTIONS

- Originally signed as a rookie free agent by the Tennessee Titans on 5/11/18.
- Waived by the Titans' on 8/31/19 and signed to the their practice squad on 9/1/19.
- Waived by the Titans on 11/9/19...Awarded off waivers to the Tampa Bay Buccaneers on 11/11/19.
- Signed as a free agent by the New York Giants on 3/18/24.
- Re-signed by the Giants on 3/25/25.

AARON STINNIE'S NFL REGULAR SEASON STATISTICS			
DATE	TEAM	GP	GS
2018	Titans	1	0
2019	Titans	3	0
Went from Tennessee to Tampa Bay.			
2019	Buccaneers	2	0
2019	TOTAL	5	0
2020	Buccaneers	6	0
2021	Buccaneers	6	1
2022	Buccaneers	0	0
2023	Buccaneers	13	11
2024	Giants	16	3
2025	Giants	3	0
NFL TOTALS		50	15

AARON STINNIE'S NFL POSTSEASON STATISTICS			
DATE	TEAM	GP	GS
2020	Buccaneers	3	3
2021	Buccaneers	2	0
2022	Buccaneers	0	0
2023	Buccaneers	2	2
NFL TOTALS		7	5

2025 GAME-BY-GAME REGULAR-SEASON STATISTICS (GIANTS)				
DATE	OPPONENT	P/S	W/L	SCORE
09/07	at Commanders	P	L	6-21
09/14	at Cowboys	P	L	37-40+
09/21	Chiefs	P	L	9-22
2025 TOTALS		3-0	0-3	

+ - Overtime



KAYVON THIBODEAUX

OLB #5

(ti-buh-dough)

HEIGHT: 6-5
WEIGHT: 258 lbs
COLLEGE: OREGON
HOW ACQUIRED: D1-'22
NFL EXP.: 4 YEARS
GIANTS EXP.: 4 YEARS



2025 SEASON HIGHLIGHTS

- Totaled 2 tackles, 1 quarterback hit, 1 tackle for loss and a half-sack at Washington (9/7) in Week 1.
- In Week 2 at Dallas (9/24), produced 5 tackles, 2 quarterback hits, 1 tackle for loss and 1.0 sack.

HONORS

- NFC Defensive Player of the Week: 2022 Week 15

CAREER HIGHLIGHTS

- Has started all 46 regular-season games and two postseason games in which he's played for the Giants...Totals include 136 tackles, 22.5 sacks, 51 quarterback hits, 28 tackles for loss, 12 passes defended, 6 forced fumbles, and 3 fumble recoveries, including 1 for a touchdown.
- In 2024, started all 12 games in which he played...Missed Weeks 6-10 with a wrist injury...Totals included 28 tackles (14 solo), 5.5 sacks, 17 quarterback hits, 8 tackles for loss, 2 passes defended, and 1 forced fumble.
- In 2023, started all 17 regular-season games...Led the Giants and tied for 12th in the NFL with 11.5 sacks...Became the first Giant to record double-digit sacks since Leonard Williams (11.5 in 2020)...Added 50 tackles, 16 quarterback hits, 12 tackles for loss, 4 passes defended, 3 forced fumbles, and 1 fumble recovery...His 12 tackles for loss tied Micah McFadden for the team lead and his 16 quarterback hits were 2nd to Dexter Lawrence's 21... Joined Dallas' Micah Parsons and Pittsburgh's T.J. Watt as the only players to have 10+ sacks over the first 11 weeks of a season within their first 2 NFL seasons.
- As a rookie in 2022, started all 14 regular-season games in which he played, as well as both of the Giants' postseason games...Missed the first two games of the season with a knee injury suffered in the preseason...Finished 3rd on the team with 4.0 sacks while collecting with 49 tackles, 6 tackles for loss, 13 quarterback hits, 5 passes defended, 2 forced fumbles, 2 fumble recoveries and 1 touchdown...In the playoffs, he had 11 tackles and 1 quarterback hit.
- In Week 15 of 2022, named NFC Defensive Player of the Week after posting a career and team-high 12 tackles, including 3 tackles for loss, and strip-sack of Washington quarterback Taylor Heinicke, whose fumble he recovered and returned one yard for his first NFL touchdown, at Washington (12/18/22)...It was the Giants' first defensive touchdown since Nov. 7, 2021, when Xavier McKinney intercepted a pass vs. Las Vegas and returned it 41 yards for a touchdown...Thibodeaux scored his first touchdown since he played tight end in high school and his first ever defensive touchdown.

NOTES TO KNOW

- Thibodeaux is the first Giants defender with 21+ sacks in his first 3 career seasons since Jason Pierre-Paul had 27.5 sacks from 2010-12.
- In his first 25 games as a Giant, recorded 14.5 sacks, which is the most by any Giant in his first 25 career games...Jason Pierre-Paul recorded 14.0 sacks in 25 games.

COLLEGE

- Played in 32 games with 21 starts in three seasons at Oregon...Collected 123 tackles (82 solo), 35.5 tackles for loss, 19.0 sacks, 7 passes defended and 3 forced fumble...In 3 Pac-12 Championship Games, combined for 13 tackles, 5.5 tackles for loss, 4.5 sacks and 21 quarterback pressures...His 19.0 sacks are tied for 7th in program history...Was the first Oregon defensive lineman to earn All-America honors since DeForest Buckner in 2015.
- In 2021, played in 11 games with nine starts...Tallied a career-high 50 tackles (35 solo), 12 tackles for loss, 7.0 sacks and 2 forced fumbles...Became the 4th player in program history – and first defensive player – to be a unanimous All-America...Finalist for the Bronko Nagurski Trophy and the Chuck Bednarik Award, each presented to the best defensive player in the nation...Voted a first-team All-Pac-12 selection by the league's coaches for the second straight season...His 7.0 sacks led Oregon and tied for 3rd in the Pac-12.
- In 2020, started all seven games of a Ducks' season that was abbreviated by the pandemic...Led all Pac-12 defensive linemen with 38 tackles and had team-high totals of 9.5 tackles for loss and 3.0 sacks...Selected first-team All-Pac-12 and 3rd-team All-America...Earned Pac-12 Championship Game MVP honors after posting 12 quarterback hurries, 2.0 tackles for loss, a 3rd-down sack in the 3rd quarter and a TFL on a 4th down play in the first quarter at USC (12/18/20).
- As a freshman in 2019, played in 14 games with five starts...Selected by the league's coaches as the Pac-12 Freshman Defensive Player of the Year and all-conference honorable mention...Set the program freshman record with a team-high 9.0 sacks and also topped the team with 14.0 tackles for loss...Ranked 2nd among FBS freshman in sacks and 3rd in tackles for loss...Set the Pac-12 Championship Game record with 2.5 sacks, all in the 4th quarter, had 5 tackles and was the first player to block a punt in the championship game, vs. Utah (12/6/19).

OFF-THE-FIELD ACTIVITY

- Founded the JREAM Foundation which provides programming, resources and opportunities to youth in underserved areas...Attended The Giants Foundation Golf Classic which raised more than \$400,000 for The Giants Foundation... Hosted a youth football camp through his Jream Foundation for over 200th youngsters in Los Angeles... Joined the New Jersey

Department of State and college students at William Paterson University for the New Jersey Ballot Bowl to celebrate National Voter Registration Day and encourage students to vote... Attended the Children of the City Charity Dinner with David Tyree to help provide additional support and resources to children across New York City... Hosted the second annual Jream Foundation fundraising dinner at MetLife Stadium to support underserved youth with programming and resources... Hosted an event at the Food Bank of New York City to hand out Thanksgiving turkeys and non-perishable food items during the holidays... Participated in the NFL's national NFL Votes campaign commercial to encourage voter registration and civic engagement... Hosted an event thanks to Campbell's Soup and Stop & Shop where families in attendance were given shelf-stable items, hams, turkeys, and a selection of toys for the kids... Surprised Vanessa Tepper from Minisink Valley High School (N.Y.) with the news that she was named the first-ever female and flag football player to win the Heart of a Giant Award in the New York Giants locker room surrounded by her teammates and family at MetLife Stadium... Represented The Jream Foundation during Week 13 of the NFL season for My Cause My Cleats... After the team practice in Germany prior to the Sunday game, met with the 120 students that participated in the NFL Flag clinic... Met with members from the Wounded Warriors Project during their visit to the Quest Diagnostics Training Center to watch practice and enjoy a day with the Giants.

PERSONAL

- Enrolled at Junipero Serra High School in San Mateo, CA as a freshman...Transferred to Susan Miller Dorsey High School in Los Angeles...As a sophomore, led Dorsey to an 11-3 record with 27.0 tackles for loss and 17.0 sacks and was named his section's Defensive Lineman of the Year.
- Near the end of his sophomore year, Thibodeaux and his mother,

- Shawnta Smith, moved to Woodland Hills in the San Fernando Valley, and he transferred again, to Oaks Christian, a private school in Westlake Village...Recorded 54.0 career sacks in four years, including at least 1.0 sack in 16 of 27 games as a junior and senior at Oaks Christian.
- Top-ranked player in the ESPN300...Named the USA Today High School Defensive Player of the Year, as well as first-team All-USA Defense...Played in the 2019 Under Armour All-American Game and was named a co-captain for Team Sanders...Named the Defensive Player of the Year in California by USA Today, while also being named first-team All-California by the paper.
 - As a senior, selected Marmonte League Co-Player of the Year, All-CIF Southern Section Division 1, first-team Daily News all-area and a member of the Los Angeles Times All-Star Team...Recorded 54 tackles, 18.0 sacks and 5 forced fumbles...Had 6 multi-sack performances, including 3 games with 3.0 sacks.
 - As a junior, named the Los Angeles Daily News' Player of the Year, the Ventura County Star's Defensive Player of the Year...Selected the CIF Southern Section Division 2 co-Defensive Player of the Year and the Marmonte League co-MVP...Finished with 20.0 sacks, 28 tackles for loss, and 99 tackles...Had at least 4 tackles in every game and at least 3.0 sacks 6 times...Helped lead Oaks Christian to a CIF Southern Section Division 2 title, finishing with 4.0 sacks and 6 tackles in the title game vs. Valencia...Had 9 catches for 134 yards and 3 touchdowns as a tight end.
 - As a sophomore, named the CIF Los Angeles City Section Division I Defensive Lineman of the Year at Dorsey High...Recorded 17.0 sacks and 27 tackles for loss...Had 4 multi-sack games.

MAIN TRANSACTIONS

- Originally a 1st-round (5th pick overall) draft choice by the Giants in 2022.

KAYVON THIBODEAUX'S NFL REGULAR SEASON DEFENSIVE STATISTICS

				TACKLES								INTERCEPTIONS						O. FUMB					ST					MISC	
DATE	TEAM	GP	GS	TK	S	A	TFL	YDS	SK	YDS	QBH	NO	YDS	LG	TD	PD	FF	FR	TD	YDS	TK	S	A	FF	FR	S	A		
2022	Giants	14	14	49	33	16	6	25	4.0	34.0	13	0	0	0	0	5	2	2	1	1	0	0	0	0	0	0	0		
2023	Giants	17	17	50	26	24	12	78	11.5	93.0	16	0	0	0	0	4	3	1	0	0	0	0	0	0	0	0	0		
2024	Giants	12	12	28	14	14	8	39	5.5	46.0	17	0	0	0	0	2	1	0	0	0	0	0	0	0	0	0	0		
2025	Giants	3	3	9	6	3	2	12	1.5	13.5	5	0	0	0	0	1	0	0	0	0	0	0	0	0	0	0	0		
NFL TOTALS		46	46	136	79	57	28	154	22.5	186.5	51	0	0	0	0	12	6	3	1	1	0	0	0	0	0	0	0		

KAYVON THIBODEAUX'S NFL POSTSEASON DEFENSIVE STATISTICS

				TACKLES								INTERCEPTIONS								O. FUMB				ST					MISC	
DATE	TEAM	GP	GS	TK	S	A	TFL	YDS	SK	YDS	QBH	NO	YDS	LG	TD	PD	FF	FR	TD	YDS	TK	S	A	FF	FR	S	A			
2022	Giants	2	2	11	7	4	0	0	0.0	0.0	1	0	0	0	0	0	0	0	0	0	0	0	0	0	0	0	0			
NFL TOTALS		2	2	11	7	4	0	0	0.0	0.0	1	0	0	0	0	0	0	0	0	0	0	0	0	0	0	0	0			

SINGLE-GAME HIGHS: DEFENSIVE

- Total Tackles** 12 at Washington Commanders, Dec 18, 2022

Solo Tackles 9 at Washington Commanders, Dec 18, 2022

Sacks 3.0 vs. New York Jets, Oct 29, 2023

Passes Defensed 2 at Green Bay Packers, Oct 09, 2022
- Forced Fumbles** 1 vs. Indianapolis Colts, Dec 29, 2024
...5 more at 1.

Fumble Recoveries 1 at Washington Commanders, Dec 18, 2022
...1 more at 1.

Tackles For Loss 3 vs. New York Jets, Oct 29, 2023
...1 more at 3.

Longest Opp Fumble Return 1 at Washington Commanders, Dec 18, 2022

SINGLE-GAME HIGHS - POSTSEASON: DEFENSIVE

- Total Tackles** 8 at Philadelphia Eagles, Jan 21, 2023

Solo Tackles 4 at Philadelphia Eagles, Jan 21, 2023

2025 GAME-BY-GAME REGULAR-SEASON STATISTICS (GIANTS)

			TACKLES							INTERCEPTIONS					O. FUMB				ST				MISC						
DATE	OPPONENT	P/S	TK	S	A	SK	YDS	TFL	YDS	QBH	NO	YDS	LG	TD	PD	FF	FR	TD	YDS	TK	S	A	FF	FR	S	A	W/L	SCORE	
09/07	at Commanders	S	2	1	1	0.5	5.5	1	4	1	0	0	0	0	0	0	0	0	0	0	0	0	0	0	0	0	L	6-21	
09/14	at Cowboys	S	5	4	1	1.0	8.0	1	8	2	0	0	0	0	1	0	0	0	0	0	0	0	0	0	0	0	L	37-40+	
09/21	Chiefs	S	2	1	1	0.0	0.0	0	0	2	0	0	0	0	0	0	0	0	0	0	0	0	0	0	0	0	L	9-22	
2025 TOTALS		3-3	9	6	3	1.5	13.5	2	12	5	0	0	0	0	1	0	0	0	0	0	0	0	0	0	0	0	0-3		
+ - Overtime																													



ANDREW THOMAS

T #78

HEIGHT: 6-5
WEIGHT: 315 lbs
COLLEGE: GEORGIA
HOW ACQUIRED: D1-'20
NFL EXP.: 6 YEARS
GIANTS EXP.: 6 YEARS



HONORS

- Second-team All-Pro: 2022

CAREER HIGHLIGHTS

- Has played in 62 regular-season games with 61 starts and started both postseason games in which he played at left tackle.
- In 2024, started the season's first six games at left tackle...Suffered a Lisfranc injury vs. Cincinnati (10/13/24) and underwent surgery...Was placed on season-ending injured reserve on 10/16/24.
- In 2023, started all 10 games in which he played at left tackle...Sustained a hamstring injury vs. Dallas (9/17/23) and was inactive the next seven games...Returned to action at Las Vegas (11/5/23), started the season's final nine games, and did not miss a snap in the last seven games.
- In 2022, started each of the first 16 games...Inactive with numerous other starters at Philadelphia (1/8/22)...Selected second-team All-Pro...Started at left tackle in the NFC Wild Card Game at Minnesota (1/15/23) and divisional round at Philadelphia (1/21/23)...Key member of an offensive line that helped the Giants finish 4th in the NFL in rushing yardage with an average of 148.2 yards a game and 5th with 4.8 yards a carry, and was instrumental in Saquon Barkley rushing for a career-high 1,312 yards.
- In 2021, Thomas started all 13 games in which he played at left tackle...Played 100% of the offensive snaps in each of the first four games...Part of an offensive line that did not allow a sack at New Orleans (10/3/21) and helped average the 4th-most yards per play (8.08) by a Giants team since the merger...Played in 29 offensive snaps the Rams (10/17/21) before suffering an ankle injury and spent the next three weeks on injured reserve...Started the next seven games at left tackle and he did not allow a sack during that span.
- As a rookie in 2020, Thomas played in all 16 games with 15 starts at left tackle...Thomas played 976 of the team's offensive snaps (96.4%)...The offensive line helped the Giants exceed 100 rushing yards in seven consecutive games from Oct. 18 - Dec. 6, their longest streak since they hit the century mark in nine straight games in 2010.

NOTES TO KNOW

- Against Tampa Bay on 11/22/21, caught a 2-yard touchdown pass to become the first Giants offensive lineman in the Super Bowl era to record a touchdown reception...Was one of six NFL offensive linemen in the 2021 regular season to catch a touchdown.
- Thomas also caught a pass and successfully scored on a 2-point conversion at Dallas (10/11/20)...Thomas was the first player in NFL history whose listed position is on the offensive line to score on a 2-point conversion (which were instituted in 1994).

- Thomas was the highest-drafted offensive lineman by the Giants since Ohio State's John Hicks was selected 3rd overall in 1974.

COLLEGE

- Started all 41 games in which he played in three seasons at Georgia - 15 at right tackle as a true freshman in 2017 and 13 at left tackle in both 2018 and 2019...Two-time first-team All-SEC (2018-19)...Freshman All-America...Second-team All-America in 2018, first-team All-America in 2019...A key player on Georgia teams that won 11 or more games in three straight seasons, won three consecutive SEC Eastern Division titles, and played in New Year's Six Bowl games three years in a row (2018 Rose, 2019 Allstate Sugar, 2020 Allstate Sugar)...Entered the NFL Draft after his junior season.
- As a junior in 2019, started at left tackle in all 13 games in which he played...Walter Camp first-team All-America...Winner of the SEC's Jacobs Blocking Trophy, UGA's first recipient of the award in 21 years...Named one of four permanent team captains...Co-winner of Vince Dooley Offensive MVP, given at team's post-season awards gala...All-SEC first-team selection by the league's coaches and the AP...Semifinalist for the 2019 Outland Trophy.
- In 2018, started all 13 games in which he played...Named 2018 SI.com first-team All-America and Associated Press & Walter Camp second-team...Coaches All-SEC first-team and Associated Press All-SEC second-team.
- As a true freshman in 2017, joined the first team early in preseason camp and started all 15 games at right tackle, including the national championship game vs. Alabama.

OFF-THE-FIELD ACTIVITY

- Named an NFLPA Community MVP for renting out a movie theater for children from New City Kids and Boys and Girls Club of Newark to watch the movie "IF"... Visited New City Kids in Jersey City to play musical instruments and learn about this after-school faith-based program sending 99% of their inner-city high school seniors to college... Hosted his annual youth football camp in Dekalb County, Ga.... Helped honor the firefighters who gave their lives on Sept. 11, 2001, with a visit to Engine 15, Ladder 18, Battalion 4 where they learned about the firefighters who passed away and spent time and shared a meal with firefighters... Hosted 50 children from the Tom Coughlin Jay Fund who are experiencing cancer for a holiday shopping spree... After the team practice in Germany prior to the Sunday game, met with the 120 students that participated in the NFL Flag clinic... Met with members from the Wounded Warriors Project during their visit to the Quest Diagnostics Training Center to watch practice and enjoy a day with the Giants.

PERSONAL

- Hometown is Lithonia, GA...Studied business at Georgia.
- Starred at Pace Academy in Atlanta...Selected to represent the East in the 2017 U.S. Army All-America Bowl...Was a four-star prospect and consensus top-50 recruit...Named to Atlanta Journal-Constitution’s 2016 Super 11 team in Georgia and Class AAA All-State offense...In 2015, helped Pace Academy to a 14-2 record and the Class AAA State Championship...Played both

- offensive tackle and defensive line, recording 59 tackles his senior season.
- Also played baseball and basketball and was a member of the school’s concert band (plays the drums and piano).

MAIN TRANSACTIONS

- Originally a 1st-round (4th pick overall) draft choice by the Giants in 2020.

ANDREW THOMAS' NFL REGULAR SEASON STATISTICS			
DATE	TEAM	GP	GS
2020	Giants	16	15
2021	Giants	13	13
2022	Giants	16	16
2023	Giants	10	10
2024	Giants	6	6
2025	Giants	1	1
NFL TOTALS		62	61

ANDREW THOMAS' NFL POSTSEASON STATISTICS			
DATE	TEAM	GP	GS
2022	Giants	2	2
NFL TOTALS		2	2

2025 GAME-BY-GAME REGULAR-SEASON STATISTICS (GIANTS)					
DATE	OPPONENT	P/S		W/L	SCORE
09/07	at Commanders		ON INACTIVE LIST	L	6-21
09/14	at Cowboys		ON INACTIVE LIST	L	37-40+
09/21	Chiefs	S		L	9-22
2025 TOTALS		1-1		0-3	

+ - Overtime



TYRONE TRACY JR.

RB #29

HEIGHT: 5-11
WEIGHT: 210 lbs
COLLEGE: PURDUE
HOW ACQUIRED: D5-'24
NFL EXP.: 2 YEARS
GIANTS EXP.: 2 YEARS



CAREER HIGHLIGHTS

- Tracy has played in 20 games (14 starts) and totaled 214 rushing attempts for 907 yards (4.2 avg.) and 5 touchdowns...He's caught 46 passes for 338 yards and 1 touchdown.
- As a rookie in 2024, Tracy played in all 17 games with 12 starts...Finished with team-high totals of 192 carries, 895 rushing yards (4.4-yard avg.) and 5 rushing touchdowns...Added 38 receptions for 284 yards and one touchdown...Returned 3 kickoffs for 61 yards.
- Tracy's 895 rushing yards and 38 catches were both the 2nd-highest totals for a rookie running back in Giants history, behind Saquon Barkley's 1,305 yards and 91 receptions in 2018...His 1,123 scrimmage yards were the 4th-most by a Giants rookie in franchise history, the 2nd-most by a Giants rookie running back, and placed him 6th among all rookies in 2024.
- Rushed for 129 yards on 18 carries (7.2-yard avg.) in first career start at Seattle (10/6)...He became the first Giants rookie running back since Ahmad Bradshaw at Buffalo on 12/23/07 to average over 7 yards-per-carry with at least 15 attempts.
- Rushed for 50 yards on 17 attempts and had season-high totals of 67 receptions for 57 yards vs. Cincinnati (10/13)...Scored his first career touchdown on a one-yard run...Became the first Giants rookie drafted in the 5th round or later to run for a touchdown since Bradshaw at Buffalo on 12/23/07...Became the first Giants rookie since Saquon Barkley (vs. Philadelphia, 10/11/18) to have 50+ rushing yards, 50+ receiving yards and a rushing touchdown in a game.
- Rushed for a season-high 145 yards on 20 carries (7.3-yard avg.), including a 45-yard touchdown, at Pittsburgh (10/28)...Tracy's 145 yards was the highest rushing total by a Giants rookie since Barkley ran for 179 yards at Washington on 12/9/18...Tracy tied RB Eddie Price for the 5th-highest rushing total by a rookie in Giants history. Price ran for 145 yards at Baltimore on 11/19/50.

NOTES TO KNOW

- Tracy (1,123 yards from scrimmage) and wide receiver Malik Nabers (1,206 yards from scrimmage) became the 3rd rookie duo in NFL history to each reach 1,000 scrimmage yards, joining the 2006 New Orleans Saints (Marques Colston and Reggie Bush) and the 1960 Dallas Texans (Abner Haynes and Johnny Robinson)...He also became just the second running back in Giants franchise history to reach 1,000 scrimmage yards.
- In his first two career starts, Tracy combined for 237 yards from scrimmage (130 at Seattle and 107 vs. Cincinnati) which were the 4th-most by a Giant since 1970 and the most since running back Derrick Ward had 245 yards in his first two starts in 2007.

COLLEGE

- Tracy played wide receiver for four seasons at Iowa and one at

Purdue before switching to running back in his final season with the Boilermakers...Played in 63 collegiate games with 30 starts, including 25 games with 14 starts for Purdue...Career totals include 146 rushing attempts for 947 yards (6.5-yard avg.) and 10 touchdowns, plus 113 receptions for 1,201 yards and 5 scores...Averaged 25.2 yards on 17 kickoff returns in his final two seasons.

- In 2023, played in 11 games with nine starts...Led Purdue with 716 rushing yards and 8 touchdowns on 113 carries...Averaged 6.3 yards per carry, which led the Big Ten and was the 2nd-highest single-season rushing average in school history...Added 19 catches for 132 yards...Led the team in total touchdowns with 9, including 1 on a kickoff return...Tallied 1,270 all-purpose yards, including 408 kick return yards, to rank 2nd in the conference in both categories; his 127.4 all-purpose yards in conference games led the Big Ten...Second-team All-Big Ten and Academic All-Big Ten.
- In his first season at Purdue in 2022, played in all 14 games with five starts...Caught 28 passes for 198 yards and ran for 138 yards on 17 carries...Averaged 7.1 yards per catch and 8.1 yards per carry.
- In his final season at Iowa in 2021, played in 13 games with four starts and caught 15 passes for 106 yards and 1 touchdown...Added 7 rushing attempts for 33 yards...Voted a team captain.
- In 2020, played in all eight games with four starts...Recorded 14 receptions for 154 yards and 1 touchdown, with 2 rushing attempts for 22 yards.
- In 2019, played in 13 games with eight starts and registered career-high totals of 36 receptions for 589-yards (career-best 16.2-yard avg.) and 3 touchdowns.

OFF-THE-FIELD ACTIVITY

- Partnered with the American Heart Association to encourage students to be active for 60 minutes a day while creating healthy habits and presented the school with a \$1,500 equipment grant at Hoover Elementary School in Bergenfield, NJ... Joined the Paterson Wildcats youth tackle and girls flag football teams for a clinic in the Quest Diagnostic Training Center and surprised the team with a \$10,000 equipment grant thanks to Dunkin'... Continued the annual rookie Thanksgiving tradition at Eva's Village to prepare and serve lunch for the community members of Eva's Village in Paterson, N.J.... After the team practice in Germany prior to the Sunday game, met with the 120 students that participated in the NFL Flag clinic... Met with members from the Wounded Warriors Project during their visit to the Quest Diagnostics Training Center to watch practice and enjoy a day with the Giants... Joined Project Kind, an organization to support those experiencing homelessness, to host an event with 125 people from the organization for a day of haircuts, spa treatments and lunch at MetLife stadium... Hosted the boys from the Far Rockaway

and Harlem Giants that were graduating middle school for a day at the training facility filled with character building activities, lunch in the team cafeteria and different games in the field house... To celebrate Halloween, dressed in costume to visit patients and distribute giftbags at Hackensack University Medical Center's Joseph M. Sanzari Children's Hospital.

PERSONAL

- Graduated in May 2023 with a degree in communications... Father (Tyrone Sr.) starred at Ben Davis High School in Indianapolis before a prolific career at Division II Fort Hays State (1986-89), in which he set school records for all-purpose yards in a season and career (he was inducted into Fort Hays State's Hall of Fame in 2011).
- Starred at Decatur Central High School in Indianapolis...Gatorade Player of the Year in Indiana...Earned Offensive Player of the Year honors as a sophomore and senior...Named to Indiana Football Digest Top 25 and Indiana Football Coaches Association (IFCA) Top 50...First-team all-county, all-midstate, and all-state for three straight years...First-team all-midstate and all-county as a freshman...Four-year football letterman as running back, wide

receiver, and defensive back...Helped team post four-year record of 35-8...Holds school records for receiving yards in a season (1,132) and career (2,643), becoming first player at Decatur Central with over 1,000 yards in a season...Set school records for receiving touchdowns in a season (16) and career (33), as well as total offensive touchdowns (70), total touchdowns (72), total points (444) and yards per rushing attempt in a season (11.5) and career (8.7).

- As a senior in 2017, rushed for 1,412 yards and 13 touchdowns, to go with 54 receptions for 1,132 yards and 17 touchdowns.
- As a junior, recorded 40 receptions for 651 yards and 9 touchdowns, while rushing for 296 yards and 4 touchdowns.
- As a sophomore, rushed for 1,239 yards and 11 touchdowns, with 27 receptions for 680 yards and seven touchdowns...Added 336 kickoff return yards.
- Team captain for three straight years...Also earned four letters in basketball and three in track as sprinter and long jumper.

MAIN TRANSACTIONS

- Originally a 5th-round (166th pick overall) draft choice by the Giants in 2024.

TYRONE TRACY JR.'S NFL REGULAR SEASON RUSHING/RECEIVING STATISTICS

DATE	TEAM	GP	GS	RUSHING					RECEIVING				
				NO.	YDS.	AVG.	LG	TD	NO.	YDS.	AVG.	LG	TD
2024	Giants	17	12	192	839	4.4	45†	5	38	284	7.5	19	1
2025	Giants	3	2	22	68	3.1	10	0	8	54	6.8	14	0
NFL TOTALS		20	14	214	907	4.2	45†	5	46	338	7.3	19	1

TYRONE TRACY JR.'S NFL REGULAR SEASON RETURN STATISTICS

KICKOFF RETURNS							PUNT RETURNS					
DATE	TEAM	RET.	YDS.	AVG.	LG	TD	NO.	FC	YDS.	AVG.	LG	TD
2024	Giants	3	61	20.3	28	0	0	0	0	0.0	0	0
2025	Giants	5	132	26.4	30	0	0	0	0	0.0	0	0
NFL TOTALS		8	193	24.1	30	0	0	0	0	0.0	0	0

SINGLE-GAME HIGHS: RUSHING/RECEIVING

- Rush Attempts** 20 vs. Indianapolis Colts, Dec 29, 2024
...1 more at 20.
- Rushing Yards** 145 at Pittsburgh Steelers, Oct 28, 2024
- Rushing Average** 7.3 at Pittsburgh Steelers, Oct 28, 2024
- Longest Runs** 45† at Pittsburgh Steelers, Oct 28, 2024
- Rushing TDs** 1 vs. New Orleans Saints, Dec 08, 2024
...4 more at 1.
- Receptions** 6 vs. Cincinnati Bengals, Oct 13, 2024
- Receiving Yards** 57 vs. Cincinnati Bengals, Oct 13, 2024
- Receiving Average** 10.8 at Atlanta Falcons, Dec 22, 2024
- Longest Receptions** 19 vs. Dallas Cowboys, Sep 26, 2024

- Receiving TDs** 1 at Atlanta Falcons, Dec 22, 2024
- All-Purpose Yards** 150 at Pittsburgh Steelers, Oct 28, 2024
- Kickoff Returns** 5 at Dallas Cowboys, Sep 14, 2025
- Kickoff Return Yards** 132 at Dallas Cowboys, Sep 14, 2025
- Longest Kickoff Return** 30 at Dallas Cowboys, Sep 14, 2025
...1 more at 30.
- Kickoff Return Average** 26.4 at Dallas Cowboys, Sep 14, 2025
- Most TDs** 1 at Atlanta Falcons, Dec 22, 2024
...5 more at 1.
- Scrimmage Yards** 150 at Pittsburgh Steelers, Oct 28, 2024

100-YARD RUSHING GAMES (3): REGULAR SEASON

DATE	TEAM	ATT.	YDS.	AVG.	LG	TD
10/06/24	at Seahawks	18	129	7.2	27	0
10/28/24	at Steelers	20	145	7.3	45†	1
11/10/24	at Panthers	18	103	5.7	32†	1

2025 GAME-BY-GAME REGULAR-SEASON STATISTICS (GIANTS)

DATE	OPPONENT	P/S	RUSHING					RECEIVING					W/L	SCORE
			NO.	YDS.	AVG.	LG	TD	NO.	YDS.	AVG.	LG	TD		
09/07	at Commanders	S	10	24	2.4	6	0	2	11	5.5	6	0	L	6-21
09/14	at Cowboys	P	5	15	3.0	9	0	4	36	9.0	14	0	L	37-40+
09/21	Chiefs	S	7	29	4.1	10	0	2	7	3.5	4	0	L	9-22
2025 TOTALS		3-2	22	68	3.1	10	0	8	54	6.8	14	0	0-3	

+ - Overtime



GREG VAN ROTEN

G #74

(van-ROW-tin)

HEIGHT: 6-4
WEIGHT: 295 lbs
COLLEGE: PENNSYLVANIA
HOW ACQUIRED: FA-'24
NFL EXP.: 11 YEARS
GIANTS EXP.: 2 YEARS



CAREER HIGHLIGHTS

- Van Roten has played in 130 regular-season games with 91 starts - 61 at right guard, 27 at left guard, and three at center...Has also played in four postseason games...He has played for the Green Bay Packers, Carolina Panthers, the New York Jets, Buffalo Bills, Las Vegas Raiders, and the Giants and had short stints with Seattle and Jacksonville...Spent two seasons (2015-16) with the Toronto Argonauts of the Canadian Football League.
- In 2024, started all 17 games, the first 15 at right guard and the last two at center...Van Roten and linebacker Brian Burns were the only Giants to start all 17 games...Van Roten played all 1,126 offensive snaps and was the only player on the team who did not miss a snap all season.
- In 2023, started all 17 games at right guard in his only season in Las Vegas, where he played for current Giants offensive line coach Carmen Brucillo.
- In Buffalo in 2022, played in 16 regular-season games with four starts, the first at center and the others at right guard...Was part of an offensive line that allowed only 33 sacks, the 8th-fewest in the NFL...Also appeared in two playoff games.
- In 2021, played in all 17 games with 10 starts at right guard for the Jets...Started the season's first nine games...In 2020, started all 13 games in which he played at right guard...Spent three weeks on injured reserve with a toe injury.
- In 2019, started in the first 11 games of the season at left guard before being placed on the injured reserve with a foot injury.
- In 2018, started in all 16 games for Carolina at left guard...Made his first career start vs. Dallas (9/9/18)...Was the only Panthers player to play every single snap of the 2018 season...In his first season with Carolina in 2017, played in 10 games as a reserve offensive lineman and a key contributor on special teams.
- Played for the CFL's Toronto Argonauts in 2015-16, appearing in 32 games...Started games at center, right guard, left tackle and right tackle...Named an Eastern All-Star his first season in the league.
- Did not play in 2014...In 2013, played in the first three games with Green Bay before being placed on the injured reserve for the remainder of the season with a foot injury.
- In 2012, made the Packers' roster as an undrafted rookie...Played in seven regular season games and two postseason contests...Made his NFL debut at Detroit (11/18/12).

COLLEGE

- Played four seasons at the University of Pennsylvania (2008-11), starting in all 30 games in his final three seasons...As a junior and senior, received Penn's Bednarik Award, given to the most

outstanding offensive and defensive lineman.

- As a senior in 2011, started all 10 games and earned unanimous All-Ivy League honors.
- As a junior, started all 10 games and was named first-team All-Ivy recognition...Helped Penn lead the Ivy League in rushing yards (6th in the nation), scoring offense and total offense.
- As a sophomore, started in all 10 games and was part of an offensive line that allowed the fewest sacks in the Ivy League.

OFF-THE-FIELD ACTIVITY

- Represented the Fisher Center for Alzheimer's Research Foundation during Week 13 of the NFL season for My Cause My Cleats... Attended the Tom Coughlin Jay Fund Champions for Children Gala to assist families experiencing cancer and celebrate Giants Carolyn Tisch Blodgett for her efforts to support families experiencing cancer... After the team practice in Germany prior to the Sunday game, met with the 120 students that participated in the NFL Flag clinic... Met with members from the Wounded Warriors Project during their visit to the Quest Diagnostics Training Center to watch practice and enjoy a day with the Giants.

PERSONAL

- Graduated from the Wharton School of the University of Pennsylvania with a Bachelor of Science in Economics...Attended Chaminade High School in Mineola, NY and was a team captain as a senior...Earned New York All-State and All-Catholic High School Football League honors and was a Daily News All-Star, All-city and All-Suburban...Selected to play in the 2008 Empire State Outback Bowl.

MAIN TRANSACTIONS

- Originally signed as a rookie free agent by the Green Bay Packers on 7/25/12.
- Waived by the Packers on 8/31/12 and signed to their practice squad on 9/3/12.
- Waived by Green Bay on 2/11/14.
- Signed by the Seattle Seahawks on 2/14/14.
- Waived by the Seahawks on 8/27/14.
- Signed by the Carolina Panthers on 7/25/17.
- Signed as a free agent by the New York Jets on 3/21/20.
- Released by the Jets on 5/6/22.
- Signed by the Buffalo Bills on 6/13/22.
- Signed as a free agent by the Las Vegas Raiders on 5/19/23.
- Signed as a free agent by the New York Giants on 7/30/24.

GREG VAN ROTEN'S NFL REGULAR SEASON STATISTICS			
DATE	TEAM	GP	GS
2012	Packers	7	0
2013	Packers	3	0
2017	Panthers	10	0
2018	Panthers	16	16
2019	Panthers	11	11
2020	Jets	13	13
2021	Jets	17	10
2022	Bills	16	4
2023	Raiders	17	17
2024	Giants	17	17
2025	Giants	3	3
NFL TOTALS		130	91

GREG VAN ROTEN'S NFL POSTSEASON STATISTICS			
DATE	TEAM	GP	GS
2012	Packers	2	0
2017	Panthers	0	0
2022	Bills	2	0
NFL TOTALS		4	0

2025 GAME-BY-GAME REGULAR-SEASON STATISTICS (GIANTS)					
DATE	OPPONENT	P/S		W/L	SCORE
09/07	at Commanders	S		L	6-21
09/14	at Cowboys	S		L	37-40+
09/21	Chiefs	S		L	9-22
2025 TOTALS		3-3		0-3	

+ - Overtime



RUSSELL WILSON

QB #3

HEIGHT: 5-11
WEIGHT: 206 lbs
COLLEGE: WISCONSIN
HOW ACQUIRED: FA-'25
NFL EXP.: 14 YEARS
GIANTS EXP.: 1 YEAR



GIANTS
SINCE 1960
BIG BLUE
GREEN

HONORS

- Walter Payton NFL Man of the Year: 2020
- Pro Bowl: 2012, 2013, 2014, 2015, 2017, 2018, 2019, 2020, 2021, 2024
- Second-team All-Pro: 2019
- NFC Offensive Player of the Month: September 2020
- NFC Offensive Player of the Week (11 times): 2020 Weeks 1 and 3; 2019 Weeks 2 and 9; 2017 Weeks 8 and 13; 2015 Week 12; 2014 Weeks 5 and 16; 2013 Week 13; 2012 Week 13

CAREER HIGHLIGHTS

- Wilson is entering his 14th season in the NFL with the New York Giants...He began his career with the Seattle Seahawks (2012-21) before spending two seasons with the Denver Broncos (2022-23) and one season with the Pittsburgh Steelers (2024)...He's played in 202 games and started all 202 contests.
- His career totals include 46,913 passing yards, 353 touchdowns and 114 interceptions on 3,947-of-6,111 passing attempts (64.6 completion percentage)...He owns a career passer rating of 99.4...On the ground, Wilson has rushed 1,040 times for 5,556 yards and 31 touchdowns...He's also caught 5 passes for 21 yards and 1 touchdown.
- In 17 postseason games, Wilson has completed 295-of-480 passing attempts (61.5 completion percentage) for 4,056 yards, 27 touchdowns and 12 interceptions...His postseason passer rating is 96.8...He's rushed 86 times for 533 yards and 3 touchdowns.
- Wilson was the 2020 recipient of the Walter Payton Man of the Year award, which recognizes players for their outstanding community service and on-field excellence...It is often regarded as one of the most prestigious honors in professional football...Wilson has also earned 10 Pro Bowl honors and a second-team All-Pro nod in 2019.
- Throughout his career, Wilson has appeared in two Super Bowls, both with the Seahawks...Captured Super Bowl XLVIII over the Denver Broncos in MetLife Stadium.

NOTES TO KNOW

- Among quarterbacks with at least 1,500 passing attempts, Wilson's career passer rating of 99.4 is the 5th-best of all-time, behind Lamar Jackson (103.1), Aaron Rodgers (102.6), Patrick Mahomes (101.6), and Joe Burrow (101.0).
- Wilson owns 7 seasons with 100+ passer rating...Only Steve Young (8), Tom Brady (8), Drew Brees (10) and Aaron Rodgers (10) own more.
- His 5,556 rushing yards are the 4th-most rushing yards by a quarterback in NFL history.
- Wilson appeared in and started his 200th career game at Washington (9/7/25) in Week 1...He became just the fourth quarterback in NFL history to start all 200 of his first 200 games,

joining Peyton Manning, Matt Ryan and Matthew Stafford.

2025

- In his first season with the Giants, started 3 games...Has completed 65-of-110 passing attempts for 778 yards, 3 touchdowns and 3 interceptions.
- Threw for 450 yards and 3 touchdowns at Dallas in Week 2 (9/12/25).

2024

- Made 11 starts for the Pittsburgh Steelers...Completed 214-of-336 passing attempts for 2,482 yards, 16 touchdowns and 5 interceptions...Helped lead the Steelers in an AFC Wild Card appearance.
- Threw for 414 yards and 3 touchdowns in the 44-38 win over the Cincinnati Bengals (12/1/24)...It marked the most passing yards by a Steelers quarterback since Ben Roethlisberger threw for 462 yards at Denver on 11/25/18.

2023

- In his last season in Denver, started 15 games and threw for 3,070 yards, 26 touchdowns and 8 interceptions on 297-of-447 passing attempts.

2022

- 2022 marked the first year of Wilson's two-year stint in Denver...Completed 292-of-483 passes for 3,524 yards, 16 touchdowns and 11 interceptions.

2021

- In his final season in Seattle, Wilson threw for 3,113 yards, 25 touchdowns and 6 interceptions on 259-of-400 passing attempts...Owned a passer rating of 103.1, which was the 5th-best mark in the league.

2020

- Started all 16 games and led Seattle to a 12-4 record...Threw for 4,212 yards, a career-high 40 touchdowns, 13 interceptions and a passer rating of 105.1 on 384-of-558 passes (68.8 completion percentage)...Rushed 83 times for 513 yards and 2 touchdowns...Helped lead the Seahawks to an NFC Wild Card appearance.
- His 40 touchdowns are the most by a Seahawks quarterback in a single season and his 4,212 yards are the 4th-most by a Seahawk in franchise history.

2019

- Was named second-team All-Pro after throwing for 4,110 yards, 31 touchdowns to only 5 interceptions...Wilson owned the 2nd-lowest interception percentage (1.0%) in the NFL...Completed 66.1% of his passes (341-for-516) and held a passer rating of 106.3...Led Seattle to a playoff win over Philadelphia in the Wild Card round.

2018

- Recorded a career-high 110.9 passer rating...Completed 280-of-427 passes for 3,448 yards, 35 touchdowns and 7 interceptions...His 110.9 passer rating is a single-season franchise record for the Seahawks.

2017

- Threw for 3,983 yards, 34 touchdowns, 11 interceptions and a passer rating of 95.4 on 339-of-553 passing attempts...Rushed 95 times for 586 yards and 3 touchdowns...Led Seattle to a 9-7 record.
- Set a single-game career-high vs. Houston (10/29/17) after throwing for 452 yards in a 41-38 victory.

2016

- Produced a career-high 4,212 passing yards to go along with 21 touchdowns and 11 interceptions...Completed 353 of 546 passes (64.7%)...Secured an NFC Wild Card victory over Detroit.

2015

- Surpassed the 4,000-yard mark through the air for the first time in his career...Finished the season with 4,024 passing yards, 34 touchdowns, 8 interceptions and a passer rating of 110.1...Completed 68.1% of his passes (329-of-483)...On the ground, rushed 103 times for 553 yards and 1 touchdown...Led the Seahawks to an NFC Wild Card victory over the Minnesota Vikings.
- His 110.1 passer rating was the highest mark in the league.

2014

- Threw for 3,475 yards, 20 touchdowns and 7 interceptions on 285-of-452 passing (63.1 completion percentage)...Started all 16 games for a Seahawks team that posted a 12-4 record.
- Rushed for a career-high 849 yards and 6 touchdowns on 118 attempts (7.2 average)...His 7.2 yards per attempt is the 4th-highest mark by any quarterback in a single season.
- Captured two playoff victories over Carolina (1/10/15) and Green Bay (1/18/15)...Made his second Super Bowl appearance in a matchup vs. New England (2/1/15).

2013

- In his second season in the league, helped lead the Seahawks to a victory in Super Bowl XLVIII...The game was played in MetLife Stadium and the team used the Giants' facility to practice throughout the week.
- In the regular season, Seattle posted a 13-3 record and Wilson threw for 3,357 yards, 26 touchdowns, 9 interceptions and owned a passer rating of 101.2...He completed 257-of-407 attempts (63.1%).
- In the postseason, threw for 524 yards, 3 touchdowns and 0 interceptions across three games...Secured a Divisional Round victory vs. New Orleans (1/11/14) and an NFC Championship

over San Francisco (1/19/14)...Defeated the Denver Broncos in the Super Bowl by a score of 43-8.

2012

- Started all 16 games as a rookie...Threw 26 touchdowns and 10 interceptions, completing 64.1% of his passes...Posted a 100.0 passer rating...Rushed for 489 yards and 4 touchdowns on 93 attempts.
- Helped Seattle post an 11-5 record and reach the NFC Divisional Round.

COLLEGE

- Enrolled at North Carolina State in 2007, where he stayed until 2010...Transferred to Wisconsin for the 2011 season...Played in 51 games and completed 907-of-1,489 passing attempts for 11,720 yards, 109 touchdowns and 30 interceptions...Rushed 441 times for 1,421 yards and 23 touchdowns...Also played baseball at North Carolina State.
- In his lone season at Wisconsin, Wilson helped lead the Badgers to an 11-3 record, a Big Ten Championship and an appearance in the Rose Bowl...Wilson threw for 3,175 yards, 33 touchdowns and only 4 interceptions on 225-of-309 passing attempts (72.8 completion percentage)...Named as a finalist for the Johnny Unitas Golden Arm Award...Also earned consensus first-team All-Big Ten honors.
- 2010 marked Wilson's final season at North Carolina State...Completed 308-of-527 passing attempts for 3,563 yards, 28 touchdowns and 14 interceptions...Named second-team All-ACC.
- In 2009, threw for 3,027 yards, 31 touchdowns and 11 interceptions on 224-of-378 passing attempts...His 31 passing touchdowns led the ACC and ranked 4th nationally.
- As a freshman in 2008, Wilson completed 150-of-275 passing attempts for 1,955 yards, 17 touchdowns and only 1 interception...He threw 249 straight passes without an interception...Redshirted when he enrolled in 2007.

PERSONAL

- Wilson is married to Ciara, a Grammy-winning singer, songwriter, actress, entrepreneur and philanthropist...They are the parents of Future, Sienna, Win and Amora.
- Attended Collegiate School in Richmond, VA, where he played football, basketball and baseball.
- Wilson was selected by the Baltimore Orioles in the 2007 MLB Draft before choosing to attend North Carolina State...Before transferring to Wisconsin, Wilson was drafted in the 4th round of the MLB Draft by the Colorado Rockies in 2010...Played in the minor league for two seasons...Also spent time at spring training with the Texas Rangers (2014 and 2015) and the New York Yankees (2018).

MAIN TRANSACTIONS

- Originally a 3rd-round (75th overall) draft choice by the Seattle Seahawks in 2012.
- Re-signed a four-year extension with the Seahawks on 7/31/15.
- Re-signed a four-year extension with the Seahawks on 4/16/19.
- Traded from the Seahawks to the Denver Broncos on 3/16/22.
- Released by the Broncos on 3/13/24.
- Signed a one-year contract with the Pittsburgh Steelers on 3/13/24.
- Signed a one-year contract with the New York Giants on 3/27/25.

RUSSELL WILSON'S NFL REGULAR SEASON PASSING STATISTICS

DATE	TEAM	GP	GS	ATT.	CMP.	PCT.	YDS	AVG.	TD	INT.	LG	SK	LST	RATE
2012	Seahawks	16	16	393	252	64.1	3,118	7.9	26	10	67	33	203	100.0
2013	Seahawks	16	16	407	257	63.1	3,357	8.2	26	9	80†	44	272	101.2
2014	Seahawks	16	16	452	285	63.1	3,475	7.7	20	7	80†	42	242	95.0
2015	Seahawks	16	16	483	329	68.1	4,024	8.3	34	8	80†	45	265	110.1
2016	Seahawks	16	16	546	353	64.7	4,219	7.7	21	11	59	41	293	92.6
2017	Seahawks	16	16	553	339	61.3	3,983	7.2	34	11	74†	43	322	95.4
2018	Seahawks	16	16	427	280	65.6	3,448	8.1	35	7	66	51	355	110.9
2019	Seahawks	16	16	516	341	66.1	4,110	8.0	31	5	60†	48	319	106.3
2020	Seahawks	16	16	558	384	68.8	4,212	7.5	40	13	62	47	301	105.1
2021	Seahawks	14	14	400	259	64.8	3,113	7.8	25	6	69†	33	266	103.1
2022	Broncos	15	15	483	292	60.5	3,524	7.3	16	11	67†	55	368	84.4
2023	Broncos	15	15	447	297	66.4	3,070	6.9	26	8	60†	45	258	98.0
2024	Steelers	11	11	336	214	63.7	2,482	7.4	16	5	46	33	219	95.6
2025	Giants	3	3	110	65	59.1	778	7.1	3	3	52	7	48	78.5
TOTALS		202	202	6,111	3,947	64.6	46,913	7.7	353	114	80†	567	3,731	99.4

RUSSELL WILSON'S NFL POSTSEASON PASSING STATISTICS

DATE	TEAM	GP	GS	ATT.	CMP.	PCT.	YDS	AVG.	TD	INT.	LG	SK	LST	RATE
2012	Seahawks	2	2	62	39	62.9	572	9.2	3	1	34	7	48	102.4
2013	Seahawks	3	3	68	43	63.2	524	7.7	3	0	51	7	22	101.6
2014	Seahawks	3	3	72	41	56.9	724	10.1	6	5	63†	10	58	90.3
2015	Seahawks	2	2	74	44	59.5	508	6.9	4	3	35	7	54	81.4
2016	Seahawks	2	2	60	40	66.7	449	7.5	4	2	42	6	31	97.2
2018	Seahawks	1	1	27	18	66.7	233	8.6	1	0	53	1	7	105.9
2019	Seahawks	2	2	61	39	63.9	602	9.9	2	0	53†	6	19	107.4
2020	Seahawks	1	1	27	11	40.7	174	6.4	2	1	51†	5	32	72.1
2024	Steelers	1	1	29	20	69.0	270	9.3	2	0	37	4	19	121.3
TOTALS		17	17	480	295	61.5	4,056	8.5	27	12	63†	53	290	96.8

RUSSELL WILSON'S NFL REGULAR SEASON RUSHING STATISTICS

DATE	TEAM	NO.	YDS.	AVG.	LG	TD
2012	Seahawks	94	489	5.2	25†	4
2013	Seahawks	96	539	5.6	27	1
2014	Seahawks	118	849	7.2	55	6
2015	Seahawks	103	553	5.4	24	1
2016	Seahawks	72	259	3.6	18	1
2017	Seahawks	95	586	6.2	31	3
2018	Seahawks	67	376	5.6	40	0
2019	Seahawks	75	342	4.6	21	3
2020	Seahawks	83	513	6.2	38	2
2021	Seahawks	43	183	4.3	17	2
2022	Broncos	55	277	5.0	19	3
2023	Broncos	80	341	4.3	21	3
2024	Steelers	43	155	3.6	19	2
2025	Giants	16	94	5.9	15	0
TOTALS		1040	5,556	5.3	55	31

RUSSELL WILSON'S NFL POSTSEASON RUSHING STATISTICS

DATE	TEAM	NO.	YDS.	AVG.	LG	TD
2012	Seahawks	15	127	8.5	28	1
2013	Seahawks	11	42	3.8	16	0
2014	Seahawks	17	86	5.1	17	1
2015	Seahawks	8	53	6.6	14	0
2016	Seahawks	9	46	5.1	14	0
2018	Seahawks	3	14	4.7	7	1
2019	Seahawks	16	109	6.8	22	0
2020	Seahawks	4	50	12.5	23	0
2024	Steelers	3	6	2.0	5	0
TOTALS		86	533	6.2	28	3

RUSSELL WILSON'S NFL REGULAR SEASON PASSING/RUSHING STATISTICS

				PASSING											RUSHING				
DATE	TEAM	GP	GS	ATT.	CMP.	PCT.	YDS	AVG.	TD	INT.	LG	SK	LST	RATE	NO.	YDS.	AVG.	LG	TD
2012	Seahawks	16	16	393	252	64.1	3,118	7.9	26	10	67	33	203	100.0	94	489	5.2	25t	4
2013	Seahawks	16	16	407	257	63.1	3,357	8.2	26	9	80t	44	272	101.2	96	539	5.6	27	1
2014	Seahawks	16	16	452	285	63.1	3,475	7.7	20	7	80t	42	242	95.0	118	849	7.2	55	6
2015	Seahawks	16	16	483	329	68.1	4,024	8.3	34	8	80t	45	265	110.1	103	553	5.4	24	1
2016	Seahawks	16	16	546	353	64.7	4,219	7.7	21	11	59	41	293	92.6	72	259	3.6	18	1
2017	Seahawks	16	16	553	339	61.3	3,983	7.2	34	11	74t	43	322	95.4	95	586	6.2	31	3
2018	Seahawks	16	16	427	280	65.6	3,448	8.1	35	7	66	51	355	110.9	67	376	5.6	40	0
2019	Seahawks	16	16	516	341	66.1	4,110	8.0	31	5	60t	48	319	106.3	75	342	4.6	21	3
2020	Seahawks	16	16	558	384	68.8	4,212	7.5	40	13	62	47	301	105.1	83	513	6.2	38	2
2021	Seahawks	14	14	400	259	64.8	3,113	7.8	25	6	69t	33	266	103.1	43	183	4.3	17	2
2022	Broncos	15	15	483	292	60.5	3,524	7.3	16	11	67t	55	368	84.4	55	277	5.0	19	3
2023	Broncos	15	15	447	297	66.4	3,070	6.9	26	8	60t	45	258	98.0	80	341	4.3	21	3
2024	Steelers	11	11	336	214	63.7	2,482	7.4	16	5	46	33	219	95.6	43	155	3.6	19	2
2025	Giants	3	3	110	65	59.1	778	7.1	3	3	52	7	48	78.5	16	94	5.9	15	0
TOTALS		202	202	6,111	3,947	64.6	46,913	7.7	353	114	80t	567	3,731	99.4	1,040	5,556	5.3	55	31

RUSSELL WILSON'S NFL POSTSEASON PASSING/RUSHING STATISTICS

				PASSING											RUSHING				
DATE	TEAM	GP	GS	ATT.	CMP.	PCT.	YDS	AVG.	TD	INT.	LG	SK	LST	RATE	NO.	YDS.	AVG.	LG	TD
2012	Seahawks	2	2	62	39	62.9	572	9.2	3	1	34	7	48	102.4	15	127	8.5	28	1
2013	Seahawks	3	3	68	43	63.2	524	7.7	3	0	51	7	22	101.6	11	42	3.8	16	0
2014	Seahawks	3	3	72	41	56.9	724	10.1	6	5	63†	10	58	90.3	17	86	5.1	17	1
2015	Seahawks	2	2	74	44	59.5	508	6.9	4	3	35	7	54	81.4	8	53	6.6	14	0
2016	Seahawks	2	2	60	40	66.7	449	7.5	4	2	42	6	31	97.2	9	46	5.1	14	0
2018	Seahawks	1	1	27	18	66.7	233	8.6	1	0	53	1	7	105.9	3	14	4.7	7	1
2019	Seahawks	2	2	61	39	63.9	602	9.9	2	0	53†	6	19	107.4	16	109	6.8	22	0
2020	Seahawks	1	1	27	11	40.7	174	6.4	2	1	51†	5	32	72.1	4	50	12.5	23	0
2024	Steelers	1	1	29	20	69.0	270	9.3	2	0	37	4	19	121.3	3	6	2.0	5	0
TOTALS		17	17	480	295	61.5	4,056	8.5	27	12	63†	53	290	96.8	86	533	6.2	28	3

SINGLE-GAME HIGHS: QUARTERBACK

Pass Attempts	50 at Arizona Cardinals, Oct 25, 2020 ...1 more at 50.	Passer Rating	158.3 at Detroit Lions, Oct 28, 2018
Pass Completions	33 at Arizona Cardinals, Oct 25, 2020	Rush Attempts	14 vs. New York Giants, Nov 09, 2014
Yards Passing	452 vs. Houston Texans, Oct 29, 2017	Rushing Yards	122 at Washington Redskins, Oct 06, 2014
TD Passes	5 vs. Dallas Cowboys, Sep 27, 2020 ...4 more at 5.	Rushing Average	15.1 at St. Louis Rams, Oct 19, 2014
Long Passes	80t vs. Pittsburgh Steelers, Nov 29, 2015 ...2 more at 80.	Longest Runs	55 at Arizona Cardinals, Dec 21, 2014
Completion Percentage	88.6 at Atlanta Falcons, Sep 13, 2020	Rushing TDs	3 at Buffalo Bills, Dec 16, 2012

SINGLE-GAME HIGHS - POSTSEASON: QUARTERBACK

Pass Attempts	48 at Carolina Panthers, Jan 17, 2016	Passer Rating	149.2 vs. Carolina Panthers, Jan 10, 2015
Pass Completions	31 at Carolina Panthers, Jan 17, 2016	Rush Attempts	9 at Philadelphia Eagles, Jan 05, 2020
Yards Passing	385 at Atlanta Falcons, Jan 13, 2013	Rushing Yards	67 at Washington Redskins, Jan 06, 2013
TD Passes	3 at Carolina Panthers, Jan 17, 2016 ...1 more at 3.	Rushing Average	9.1 at Green Bay Packers, Jan 12, 2020
Long Passes	63t vs. Carolina Panthers, Jan 10, 2015	Longest Runs	28 at Washington Redskins, Jan 06, 2013
Completion Percentage	76.7 vs. Detroit Lions, Jan 07, 2017	Rushing TDs	1 at Dallas Cowboys, Jan 05, 2019 ...2 more at 1.

300-YARD PASSING GAMES (26): REGULAR SEASON

DATE	TEAM	NO.	YDS.	AVG.	LG	TD
09/08/13	at Panthers	25	320	12.8	43†	1
12/02/13	SAINTS	22	310	14.1	60	3
10/19/14	at Rams	23	313	13.6	49	2
12/21/14	at Cardinals	20	339	17.0	80†	2
11/29/15	STEELERS	21	345	16.4	80†	5
10/02/16	at Jets	23	309	13.4	42†	3
11/13/16	at Patriots	25	348	13.9	39	3
12/24/16	CARDINALS	29	350	12.1	42†	4
09/24/17	at Titans	29	373	12.9	46	4
10/22/17	at Giants	27	334	12.4	38†	3
10/29/17	TEXANS	26	452	17.4	66	4
11/25/18	at Panthers	22	339	15.4	54	2
09/15/19	at Steelers	29	300	10.3	30	3
09/22/19	SAINTS	32	406	12.7	54	2
11/03/19	BUCCANEERS	29	378	13.0	53†	5
09/13/20	at Falcons	31	322	10.4	38†	4
09/27/20	COWBOYS	27	315	11.7	62	5
10/04/20	at Dolphins	24	360	15.0	57	2
10/25/20	at Cardinals	33	388	11.8	47†	3
11/08/20	at Bills	28	390	13.9	55†	2
09/19/21	TITANS	22	343	15.6	68†	2
09/12/22	at Seahawks	29	340	11.7	67†	1
09/17/23	COMMANDERS	18	308	17.1	60†	3
09/24/23	at Dolphins	23	306	13.3	46	1
12/01/24	at Bengals	29	414	14.3	43	3
09/14/25	at Cowboys	30	450	15.0	52	3

300-YARD PASSING GAMES (3): POSTSEASON

DATE	TEAM	NO.	YDS.	AVG.	LG	TD
01/13/13	at Falcons	24	385	16.0	34	2
01/17/16	at Panthers	31	366	11.8	33†	3
01/05/20	at Eagles	18	325	18.1	53†	1

2025 GAME-BY-GAME REGULAR-SEASON STATISTICS (GIANTS)

DATE	OPPONENT	P/S	PASSING											RUSHING					SCORE
			ATT	CMP	YDS	PCT	Y/A	Y/C	TD	INT	LG	SK/YD	RATE	ATT	YDS	LG	TD	W/L	
09/07	at Commanders	S	37	17	168	45.9	4.5	9.9	0	0	25	2/11	59.3	8	44	15	0	L	6-21
09/14	at Cowboys	S	41	30	450	73.2	11.0	15.0	3	1	52	3/28	123.0	3	23	15	0	L	37-40+
09/21	Chiefs	S	32	18	160	56.3	5.0	8.9	0	2	26	2/9	43.8	5	27	14	0	L	9-22
2025 TOTALS		3-3	110	65	778	59.1	7.1	12.0	3	3	52	7/48	78.5	16	94	15	0	0-3	

+ - Overtime



JAMEIS WINSTON

QB #19

HEIGHT: 6-4
WEIGHT: 231 lbs
COLLEGE: FLORIDA STATE
HOW ACQUIRED: FA-'25
NFL EXP.: 11 YEARS
GIANTS EXP.: 1 YEAR



HONORS

- Pro Bowl: 2015
- All-Rookie Team (PFWA): 2015

CAREER HIGHLIGHTS

- Winston has played in 105 regular-season games (87 starts) and one postseason game for Tampa Bay, New Orleans and Cleveland...He has completed 1,944-of-3,178 passing attempts (61.2%) for 24,225 yards, 154 touchdowns and 111 interceptions...On the ground, Winston has rushed for 1,297 yards and 12 touchdowns on 323 carries (4.0 avg.).
- In his lone postseason appearance with New Orleans in the 2020 season, Winston completed his only passing attempt for a 56-yard touchdown (vs. Tampa Bay, 1/17/21).

NOTES TO KNOW

- Owns a Cleveland Browns franchise record for the most passing yards in a single game...Threw for 497 yards at Denver (12/2/24), surpassing Josh McCown's record of 457 yards vs. Baltimore (10/11/15)...Winston's 58 passing attempts in that game were the 2nd-most in franchise history.
- Currently is the all-time passing leader in yards and touchdowns for the Tampa Bay Buccaneers...Played 72 games for the Bucs from 2015-19 and threw for 19,737 yards and 121 touchdowns.

2024

- In his only season in Cleveland, played in 12 games with seven starts...Completed 181-of-296 pass attempts (61.1% completion percentage) for 2,121 yards, 13 touchdowns and 12 interceptions...Against Denver (12/02/24), threw for 497 yards and completed 34-of-58 pass attempts (58.6%).

2023

- Played in seven games for the New Orleans Saints, served as the primary backup quarterback...Completed 25-of-47 passes for 264 yards, 2 touchdowns and 3 interceptions.

2022

- Started Weeks 1 through 3 for the New Orleans Saints...Completed 73-of-115 pass attempts (63.5%) for 858 yards and 4 touchdowns...Missed time due to a back and ankle injury.

2021

- Started the first seven games of the season for the New Orleans Saints before suffering a season-ending knee injury...Completed

95-of-161 passes (59%) for 1,170 yards with 14 passing touchdowns and recorded 1 rushing touchdown...Threw for a career-high-tying five passing touchdowns against Green Bay (9/12/21).

2020

- 2020 marked Winston's first season in New Orleans...Played in four games and completed 7-of-11 passes for 75 yards...Made his first postseason appearance throwing 1 pass for 56 yards and 1 touchdown.

2019

- In his last season with the Buccaneers, started 16 of 16 games...Completed 380-of-626 pass attempts for a league-leading 5,109 yards and 33 touchdowns...At the time, it marked the 12th time a quarterback surpassed 5,000 passing yards in a season...Had 11 300+ passing-yard games on the season...The only other quarterbacks with 11+ games of 300 or more yards are Drew Brees (twice, 2011 and 2013), Matt Ryan (2019), Tom Brady (2011) and Peyton Manning (2013).

2018

- Appeared in 11 games (nine starts) for the Bucs...Threw for 2,992 yards, 19 touchdowns and 14 interceptions on 244-of-378 passing attempts (64.6 completion percentage)...Achieved multiple single-game career highs including completion percentage of 80% against Chicago on 9/30/18, 10 rush attempts and 55 rushing yards vs. Cleveland (10/21/18)...Rushed 49 times for 281 yards with a long of 18.

2017

- Started all 13 games he played in...On the season he completed 282-of-442 pass attempts (63.8%) for 3,504 yards and 19 touchdowns...Set a career-high with a 92.2 passer rating (min. 10 games played).

2016

- In his second season with the Bucs, started 16 of 16 games completing 345-of-567 passes for 4,090 yards and 28 touchdowns on the season...Rushed 53 times for 165 yards and 1 touchdown...Set a career-high with 36 completions vs. the Rams (9/15/16).

2015

- In his first NFL season in 2015, started all 16 regular-season games for Tampa Bay...Completed 312-of-535 passing attempts

for 4,042 yards, 22 touchdowns and 15 interceptions...Rushed 54 times for 213 yards and 6 touchdowns...At the time, became just the 3rd rookie to surpass 4,000 passing yards (also Andrew Luck in 2012 and Cam Newton in 2011).

- Earned his first career win as a starter against New Orleans (9/20/15) completing 14 of 21 pass attempts for 207 yards, 1 touchdown, 0 interceptions...On the ground, rushed 6 times for 23 yards and 1 touchdown.

COLLEGE

- Spent three years at Florida State – including a redshirt season in 2012 – before entering the 2015 NFL draft...Became the youngest player to win the Heisman Trophy following a stellar 2013 campaign.
- In 2014, led the Seminoles to their second consecutive undefeated season...Led the ACC in passing yards (3,907), passing yards per game (300.5), attempts (467), completions (305) and completion percentage (65.3).
- In 2013, broke the ACC, Florida State, and national freshman record for touchdown passes (40) and the national freshman record, again, for passing yards (4,057)...Completed 66.9% of his passes to go along with 40 touchdowns to only 10 interceptions...Completed 25-of-27 passes for 356 yards and four touchdowns in his debut against Penn State...Notable victorious performance at Clemson throwing a career-best 444 yards and three touchdowns...Threw 393 yards and a career-high five touchdowns in a 63-0 win against Maryland.
- Winston led the Seminoles to a National Championship in 2013 – named offensive MVP of the national championship game - and their first-ever College Football Playoff Semifinal at the Rose Bowl in 2014.

- Earned additional honors of the Davey O'Brien National Quarterback Award, Manning Award and consensus All-American honors.
- Winston also earned two letters while playing on Florida State's baseball team as a closer, reliever, outfielder and designated hitter in the 2013 and 2014 seasons.

PERSONAL

- Winston and his wife, Breion Allen, have two children: Antonor Malachi and Taurus Allen...Attended Hueytown High School in Hueytown, AL.
- Majored in social sciences and minored in business at Florida State...Graduated in May 2022, following his return to online school due to injury.
- Selected as the 2011 Gatorade Alabama Football Player of the Year...Rated a four-star prospect by all major outlets...Was the No. 1 player coming out of Alabama according to ESPN.
- Was a dominant baseball player in high school, played center field and pitched...Also was a switch hitter...Was the No. 22 baseball player for the class of 2012 according to Perfect Game...Selected in the 15th round of the 2012 MLB draft by the Texas Rangers.

MAIN TRANSACTIONS

- Originally a 1st-round (1st pick overall) draft pick by the Tampa Bay Buccaneers in 2015.
- Signed with the New Orleans Saints on 4/28/20.
- Waived by New Orleans on 3/13/2024 and signed a one-year contract with the Cleveland Browns on 3/20/2024.
- Signed as a free agent by the New York Giants on 3/31/25.

JAMEIS WINSTON'S NFL REGULAR SEASON PASSING STATISTICS

DATE	TEAM	GP	GS	ATT.	CMP.	PCT.	YDS	AVG.	TD	INT.	LG	SK	LST	RATE
2015	Buccaneers	16	16	535	312	58.3	4,042	7.6	22	15	68	27	190	84.2
2016	Buccaneers	16	16	567	345	60.8	4,090	7.2	28	18	45†	35	239	86.1
2017	Buccaneers	13	13	442	282	63.8	3,504	7.9	19	11	70	33	207	92.2
2018	Buccaneers	11	9	378	244	64.6	2,992	7.9	19	14	64	27	157	90.2
2019	Buccaneers	16	16	626	380	60.7	5,109	8.2	33	30	71†	47	282	84.3
2020	Saints	4	0	11	7	63.6	75	6.8	0	0	19	2	11	83.5
2021	Saints	7	7	161	95	59.0	1,170	7.3	14	3	72†	11	69	102.8
2022	Saints	3	3	115	73	63.5	858	7.5	4	5	51	11	74	79.5
2023	Saints	7	0	47	25	53.2	264	5.6	2	3	30	2	13	57.4
2024	Browns	12	7	296	181	61.1	2,121	7.2	13	12	89†	24	130	80.6
2025	Giants	0	0	0	0	0.0	0	0.0	0	0	0	0	0	0.0
TOTALS		105	87	3,178	1,944	61.2	24,225	7.6	154	111	89†	219	1,372	86.4

JAMEIS WINSTON'S NFL POSTSEASON PASSING STATISTICS

DATE	TEAM	GP	GS	ATT.	CMP.	PCT.	YDS	AVG.	TD	INT.	LG	SK	LST	RATE
2020	Saints	1	0	1	1	100.0	56	56.0	1	0	56†	0	0	158.3
TOTALS		1	0	1	1	100.0	56	56.0	1	0	56†	0	0	158.3

JAMEIS WINSTON'S NFL REGULAR SEASON RUSHING STATISTICS

DATE	TEAM	NO.	YDS.	AVG.	LG	TD
2015	Buccaneers	54	213	3.9	21	6
2016	Buccaneers	53	165	3.1	14	1
2017	Buccaneers	33	135	4.1	17	1
2018	Buccaneers	49	281	5.7	18	1
2019	Buccaneers	59	250	4.2	26	1
2020	Saints	8	-6	-0.8	3	0
2021	Saints	32	166	5.2	20	1
2022	Saints	5	16	3.2	6	0
2023	Saints	5	-6	-1.2	0	0
2024	Browns	25	83	3.3	13	1
2025	Giants	0	0	0.0	0	0
TOTALS		323	1,297	4.0	26	12

JAMEIS WINSTON'S NFL POSTSEASON RUSHING STATISTICS

DATE	TEAM	NO.	YDS.	AVG.	LG	TD
2020	Saints	0	0	0.0	0	0
TOTALS		0	0	0.0	0	0

JAMEIS WINSTON'S NFL REGULAR SEASON PASSING/RUSHING STATISTICS

DATE	TEAM	GP	GS	PASSING											RUSHING				
				ATT.	CMP.	PCT.	YDS	AVG.	TD	INT.	LG	SK	LST	RATE	NO.	YDS.	AVG.	LG	TD
2015	Buccaneers	16	16	535	312	58.3	4,042	7.6	22	15	68	27	190	84.2	54	213	3.9	21	6
2016	Buccaneers	16	16	567	345	60.8	4,090	7.2	28	18	45†	35	239	86.1	53	165	3.1	14	1
2017	Buccaneers	13	13	442	282	63.8	3,504	7.9	19	11	70	33	207	92.2	33	135	4.1	17	1
2018	Buccaneers	11	9	378	244	64.6	2,992	7.9	19	14	64	27	157	90.2	49	281	5.7	18	1
2019	Buccaneers	16	16	626	380	60.7	5,109	8.2	33	30	71†	47	282	84.3	59	250	4.2	26	1
2020	Saints	4	0	11	7	63.6	75	6.8	0	0	19	2	11	83.5	8	-6	-0.8	3	0
2021	Saints	7	7	161	95	59.0	1,170	7.3	14	3	72†	11	69	102.8	32	166	5.2	20	1
2022	Saints	3	3	115	73	63.5	858	7.5	4	5	51	11	74	79.5	5	16	3.2	6	0
2023	Saints	7	0	47	25	53.2	264	5.6	2	3	30	2	13	57.4	5	-6	-1.2	0	0
2024	Browns	12	7	296	181	61.1	2,121	7.2	13	12	89†	24	130	80.6	25	83	3.3	13	1
2025	Giants	0	0	0	0	0.0	0	0.0	0	0	0	0	0	0.0	0	0	0.0	0	0
TOTALS		105	87	3,178	1,944	61.2	24,225	7.6	154	111	89†	219	1,372	86.4	323	1,297	4.0	26	12

JAMEIS WINSTON'S NFL POSTSEASON PASSING/RUSHING STATISTICS

DATE	TEAM	GP	GS	PASSING											RUSHING				
				ATT.	CMP.	PCT.	YDS	AVG.	TD	INT.	LG	SK	LST	RATE	NO.	YDS.	AVG.	LG	TD
2020	Saints	1	0	1	1	100.0	56	56.0	1	0	56†	0	0	158.3	0	0	0.0	0	0
TOTALS		1	0	1	1	100.0	56	56.0	1	0	56†	0	0	158.3	0	0	0.0	0	0

SINGLE-GAME HIGHS: QUARTERBACK

Pass Attempts	58 vs. Los Angeles Rams, Sep 25, 2016	Passer Rating	131.6 at Philadelphia Eagles, Nov 22, 2015
Pass Completions	36 vs. Los Angeles Rams, Sep 25, 2016	Rush Attempts	10 vs. Cleveland Browns, Oct 21, 2018
Yards Passing	458 at Detroit Lions, Dec 15, 2019	Rushing Yards	55 vs. Cleveland Browns, Oct 21, 2018
TD Passes	5 vs. Green Bay Packers, Sep 12, 2021	Rushing Average	6.6 at Tennessee Titans, Oct 27, 2019
	...1 more at 5.	Longest Runs	26 vs. Arizona Cardinals, Nov 10, 2019
Long Passes	72† at Washington Football Team, Oct 10, 2021	Rushing TDs	1 at Carolina Panthers, Sep 19, 2021
Completion Percentage	80.0 at Chicago Bears, Sep 30, 2018		...10 more at 1.

SINGLE-GAME HIGHS - POSTSEASON: QUARTERBACK

Pass Attempts	1 vs. Tampa Bay Buccaneers, Jan 17, 2021	TD Passes	1 vs. Tampa Bay Buccaneers, Jan 17, 2021
Pass Completions	1 vs. Tampa Bay Buccaneers, Jan 17, 2021	Long Passes	56† vs. Tampa Bay Buccaneers, Jan 17, 2021
Yards Passing	56 vs. Tampa Bay Buccaneers, Jan 17, 2021		

300-YARD PASSING GAMES (31): REGULAR SEASON

DATE	TEAM	NO.	YDS.	AVG.	LG	TD
12/17/15	at Rams	29	363	12.5	44	2
01/03/16	at Panthers	29	325	11.2	30	0
09/25/16	RAMS	36	405	11.3	33	3
11/13/16	BEARS	23	312	13.6	43†	2
11/20/16	at Chiefs	24	331	13.8	31	1
09/24/17	at Vikings	28	328	11.7	32	2
10/01/17	GIANTS	22	332	15.1	58†	3
10/05/17	PATRIOTS	26	334	12.8	41	1
10/22/17	at Bills	32	384	12.0	33†	3
12/24/17	at Panthers	21	367	17.5	70	1
12/31/17	SAINTS	28	363	13.0	43	1
10/14/18	at Falcons	30	395	13.2	51	4
10/21/18	BROWNS	32	365	11.4	29	0
11/25/18	49ERS	29	312	10.8	42	2
12/23/18	at Cowboys	34	336	9.9	38	1
12/30/18	FALCONS	22	345	15.7	33	4
09/22/19	GIANTS	23	380	16.5	55	3
09/29/19	at Rams	28	385	13.8	67†	4
10/13/19	PANTHERS	30	400	13.3	37	1
10/27/19	at Titans	21	301	14.3	46	2
11/03/19	at Seahawks	29	335	11.6	25	2
11/10/19	CARDINALS	30	358	11.9	49	1
11/17/19	SAINTS	30	313	10.4	48	2
11/24/19	at Falcons	18	313	17.4	71†	3
12/08/19	COLTS	33	456	13.8	61†	4
12/15/19	at Lions	28	458	16.4	51	4
12/21/19	TEXANS	25	335	13.4	31	1
09/25/22	at Panthers	25	353	14.1	49	1
10/27/24	RAVENS	27	334	12.4	38†	3
11/17/24	at Saints	30	395	13.2	89†	2
12/02/24	at Broncos	34	497	14.6	70†	4

2025 GAME-BY-GAME REGULAR-SEASON STATISTICS (GIANTS)

DATE	OPPONENT	P/S	PASSING											RUSHING				W/L	SCORE
			ATT	CMP	YDS	PCT	Y/A	Y/C	TD	INT	LG	SK/YD	RATE	ATT	YDS	LG	TD		
09/07	at Commanders								ON INACTIVE LIST									L	6-21
09/14	at Cowboys								ON INACTIVE LIST									L	37-40+
09/21	Chiefs								ON INACTIVE LIST									L	9-22
2025 TOTALS		0-0	0	0	0	0.0	0.0	0.0	0	0	0	0/0	0.0	0	0	0	0	0-3	

+ - Overtime



GIANTS STATS

GIANTS

SINCE 1925

NEW YORK FOOTBALL GIANTS

BIG BLUE

G-MEN

GIANTS



WON 0, LOST 3			BRIAN DABOLL (3 GAMES)	
09/07	L	6-21	at Washington	64,544
09/14	L	37-40 (OT)	at Dallas	92,781
09/21	L	9-22	Kansas City	80,690

2025 TEAM STATISTICS				NYG	OPP.
FIRST DOWNS				58	79
Rushing				18	25
Passing				31	42
Penalty				9	12
Third Down-Made/Att				11/40	18/40
Third Down Efficiency				27.5%	45.0%
Fourth Down-Made/Att				3/8	1/1
Fourth Down Efficiency				37.5%	100.0%
TOTAL NET YARDS				1,018	1,216
Avg. Per Game				339.3	405.3
Total Plays				188	215
Avg. Per Play				5.4	5.7
NET YARDS RUSHING				288	460
Avg. Per Game				96.0	153.3
Total Rushes				71	88
Avg. Per Rush				4.1	5.2
NET YARDS PASSING				730	756
Avg. Per Game				243.3	252.0
Sacked/Yards Lost				7/48	8/62
Gross Yards				778	818
Attempts/Completions				110/65	119/79
Pct. of Completion				59.1%	66.4%
Had Intercepted				3	1
PUNTS/AVERAGE				11/43.9	12/47.9
Net Punting Average				39.7	39.7
PUNT RETURN/AVG.				8/9.9	4/1.5
KICKOFF RETURN/AVG.				13/25.8	15/23.9
INTERCEPTION RETURN/AVG.				1/0.0	3/7.7
PENALTIES/YARDS				27/277	32/280
FUMBLES/BALL LOST				2/0	3/0
TOUCHDOWNS				5	9
Rushing				2	5
Passing				3	4
Returns				0	0
EXTRA POINTS/ATTEMPTS				4/5	8/9
TWO POINT CONVERSION/ATT.				0/0	0/0
FIELD GOALS/ATTEMPTS				6/6	7/8
AVG. TIME OF POSSESSION				28:54	31:06

SCORE BY PERIODS		Q1	Q2	Q3	Q4	OT	PTS		
TEAM		6	16	6	24	0	52		
OPPONENTS		10	23	14	33	3	83		
SCORING	TD	RU	PA	RT	K-PAT	FG	2PT	S	PTS
G. Gano	0	0	0	0	4/4	6/6	0	0	22
M. Nabers	2	0	2	0	0/0	0/0	0	0	12
C. Skattebo	2	2	0	0	0/0	0/0	0	0	12
W. Robinson	1	0	1	0	0/0	0/0	0	0	6
J. Gillan	0	0	0	0	0/1	0/0	0	0	0
TEAM	5	2	3	0	4/5	6/6	0	0	52
OPPONENTS	9	5	4	0	8/9	7/8	0	0	83

2-Pt Conv: TM 0-0, OPP 0-0
SACKS: B. Burns 4.0, K. Thibodeaux 1.5, E. Garcia 1.0, A. Carter 0.5, TM 7.0, OPP 6.0
FUM/LOST: R. Wilson 2/0, TM 2/0, OPP 3/0
G. Gano: (21G, 55G) (38G, 33G, 33G) (25G)
OPP: (51G, 44G, 64G, 46G) (54G, 48G, 40WR, 28G)

* PASSING	ATT	CMP	YDS	CMP%	YDS/ATT	TD	TD%	INT	INT%	LONG	SACK	LOST	RATING
R. Wilson	110	65	778	59.1	7.1	3	2.7	3	2.7	52	7	48	78.5
TEAM	110	65	778	59.1	7.1	3	2.7	3	2.7	52	7	48	78.5
OPPONENTS	119	79	818	66.4	6.9	4	3.4	1	0.8	34	8	62	93.8

RUSHING	NO.	YDS	AVG	LONG	TD			
C. Skattebo	23	102	4.4	24	2			
R. Wilson	16	94	5.9	15	0			
T. Tracy Jr.	22	68	3.1	10	0			
D. Singletary	8	24	3.0	8	0			
J. Dart	2	0	0.0	3	0			
TEAM	71	288	4.1	24	2			
OPPONENTS	88	460	5.2	42	5			
* RECEIVING	TAR	NO.	YDS	AVG	LONG	TD		
M. Nabers	32	16	251	15.7	48†	2		
W. Robinson	22	15	223	14.9	50	1		
C. Skattebo	13	10	87	8.7	21	0		
T. Tracy Jr.	13	8	54	6.8	14	0		
T. Johnson	10	6	49	8.2	14	0		
D. Slayton	8	6	91	15.2	52	0		
D. Bellinger	2	2	20	10.0	14	0		
C. Manhertz	1	1	7	7.0	7	0		
TEAM	101	64	782	12.2	52	3		
OPPONENTS	116	79	818	10.4	34	4		
* INTERCEPTIONS	NO.	YDS	AVG	LONG	TD			
D. Phillips	1	0	0.0	0	0			
TEAM	1	0	0.0	0	0			
OPPONENTS	3	23	7.7	23	0			
* FUMBLES	FUM	LST	FF	REC	TD			
R. Wilson	2	0	0	1	0			
TEAM	2	0	0	1	0			
OPPONENTS	3	0	0	2	0			
* PUNTING	NO.	YDS	AVG	NET	TB	IN	LG	B
J. Gillan	11	483	43.9	39.7	2	2	65	0
TEAM	11	483	43.9	39.7	2	2	65	0
OPPONENTS	12	575	47.9	39.7	1	4	64	0
* PUNT RETURNS	RET	FC	YDS	AVG	LONG	TD		
G. Olszewski	8	1	79	9.9	21	0		
TEAM	8	1	79	9.9	21	0		
OPPONENTS	4	4	6	1.5	4	0		
* KICKOFF RETURNS	NO.	YDS	AVG	LONG	TD			
D. Singletary	5	134	26.8	33	0			
T. Tracy Jr.	5	132	26.4	30	0			
W. Robinson	2	41	20.5	21	0			
G. Olszewski	1	29	29.0	29	0			
TEAM	13	336	25.8	33	0			
OPPONENTS	15	358	23.9	36	0			
* FIELD GOALS	1-19	20-29	30-39	40-49	50+			
G. Gano	0/0	2/2	3/3	0/0	1/1			
TEAM	0/0	2/2	3/3	0/0	1/1			
OPPONENTS	0/0	1/1	0/0	3/4	3/3			

PLAYER	SOLO	ASSISTS	TT	SACKS	YDS	INTS	YDS	PD	TFL	QBH	FF	FR	ST FF	ST FR	SAFETY	DEF TD
Swayze Bozeman	0	1	1	0.0	0.0	0	0	0	0	0	0	0	0	0	0	0
Dexter Lawrence II	4	4	8	0.0	0.0	0	0	0	0	2	0	0	0	0	0	0
Deonte Banks	7	0	7	0.0	0.0	0	0	1	2	0	0	0	0	0	0	0
Elijah Garcia	2	2	4	1.0	9.0	0	0	0	1	1	0	0	0	0	0	0
Roy Robertson-Harris	1	3	4	0.0	0.0	0	0	0	0	0	0	0	0	0	0	0
Darius Alexander	1	1	2	0.0	0.0	0	0	0	0	1	0	0	0	0	0	0
Kayvon Thibodeaux	6	3	9	1.5	13.5	0	0	1	2	5	0	0	0	0	0	0
Dane Belton	3	4	7	0.0	0.0	0	0	1	0	0	0	0	0	0	0	0
Cor'Dale Flott	4	3	7	0.0	0.0	0	0	3	0	0	0	0	0	0	0	0
Abdul Carter	5	3	8	0.5	5.5	0	0	0	1	3	0	0	0	0	0	0
Jevón Holland	11	7	18	0.0	0.0	0	0	1	0	0	0	0	0	0	0	0
Dru Phillips	15	5	20	0.0	0.0	1	0	4	2	0	0	0	0	0	0	0
Tyler Nubin	10	4	14	0.0	0.0	0	0	0	2	0	0	0	0	0	0	0
Brian Burns	10	5	15	4.0	26.0	0	0	3	5	5	1	0	0	0	0	0
Paulson Adebo	23	4	27	0.0	0.0	0	0	3	0	0	0	0	0	0	0	0
Bobby Okereke	15	19	34	0.0	0.0	0	0	1	0	1	0	0	0	0	0	0
Darius Muasau	2	1	3	0.0	0.0	0	0	0	0	0	0	0	0	0	0	0
Chauncey Golston	1	0	1	0.0	0.0	0	0	0	0	0	0	0	0	0	0	0
Chris Board	1	0	1	0.0	0.0	0	0	0	0	0	0	0	0	0	0	0
Rakeem Nuñez-Roches Sr.	0	1	1	0.0	0.0	0	0	0	0	0	0	0	0	0	0	0
Micah McFadden	1	1	2	0.0	0.0	0	0	0	0	1	0	0	0	0	0	0
2025 TOTALS	122	71	193	6.0	53.0	1	0	18	15	19	1	0	0	0	0	0

2025 REGULAR SEASON RECORDS			
OVERALL	0-3	IN SEPTEMBER	0-3
GIANTS AT METLIFE STADIUM	0-1		
GIANTS ON THE ROAD	0-2		
GIANTS ON GRASS	0-1		
GIANTS ON ARTIFICIAL TURF	0-2		
		ON SUNDAY NIGHT	0-1
GIANTS WIN COIN TOSS	0-1	DAY GAMES	0-2
GIANTS LOSE COIN TOSS	0-2		
GIANTS SCORE FIRST	0-1		
OPPONENT SCORES FIRST	0-2	NIGHT GAMES	0-1
GIANTS LEAD AT HALFTIME	0-1		
GIANTS TRAIL AT HALFTIME	0-2	VS. NFC EAST OVERALL	0-2
		VS. NFC EAST ON THE ROAD	0-2
GIANTS TRAIL AFTER 3RD QUARTER	0-3		
		VS. NFC	0-2
GAME GOES TO OVERTIME	0-1		
GIANTS SCORE ON FIRST POSSESSION	0-1		
GIANTS SCORE 10 OR MORE POINTS	0-1		
GIANTS SCORE 20 OR MORE POINTS	0-1		
GIANTS SCORE 30 OR MORE POINTS	0-1	VS. AFC	0-1
GIANTS HAVE 30:00+TOP	0-2		
GIANTS HAVE LESS THAN 30:00 TOP	0-1		
GIANTS ALLOW 10 OR MORE	0-3		
GIANTS ALLOW 20 OR MORE	0-3	VS. AFC WEST	0-1
GIANTS ALLOW 30 OR MORE	0-1		
OUTCOME 7 POINTS OR LESS	0-1		
OUTCOME 3 POINTS OR LESS	0-1		
RUSHING 20 OR MORE TIMES	0-3		
GIANTS HAVE 300 NET PASSING YARDS	0-1		
WHEN OUTGAIN OPPONENTS	0-1		
WHEN OUTRUSHING OPPONENTS	0-1		
WHEN OUT-PASS OPPONENTS	0-1		
OPPONENTS HAVE 100-YARD RUSHER	0-1		
OPPONENTS HAVE 300 NET PASSING YARDS	0-1		

GIANTS

DATE	OPPONENT	1Q	2Q	1H	3Q	4Q	2H	OT	TOTAL
09/07	at Washington	0	3	3	3	0	3	--	6
09/14	at Dallas	6	7	13	3	21	24	0	37
09/21	Kansas City	0	6	6	0	3	3	--	9
09/28	L.A. Chargers	--	--	--	--	--	--	--	--
10/05	at New Orleans	--	--	--	--	--	--	--	--
10/09	Philadelphia	--	--	--	--	--	--	--	--
10/19	at Denver	--	--	--	--	--	--	--	--
10/26	at Philadelphia	--	--	--	--	--	--	--	--
11/02	San Francisco	--	--	--	--	--	--	--	--
11/09	at Chicago	--	--	--	--	--	--	--	--
11/16	Green Bay	--	--	--	--	--	--	--	--
11/23	at Detroit	--	--	--	--	--	--	--	--
12/01	at New England	--	--	--	--	--	--	--	--
12/14	Washington	--	--	--	--	--	--	--	--
12/21	Minnesota	--	--	--	--	--	--	--	--
12/27	at Las Vegas	--	--	--	--	--	--	--	--
01/04	Dallas	--	--	--	--	--	--	--	--
TOTALS		6	16	22	6	24	30	0	52

OPPONENTS

DATE	OPPONENT	1Q	2Q	1H	3Q	4Q	2H	OT	TOTAL
09/07	at Washington	7	7	14	0	7	7	--	21
09/14	at Dallas	0	10	10	7	20	27	3	40
09/21	Kansas City	3	6	9	7	6	13	--	22
09/28	L.A. Chargers	--	--	--	--	--	--	--	--
10/05	at New Orleans	--	--	--	--	--	--	--	--
10/09	Philadelphia	--	--	--	--	--	--	--	--
10/19	at Denver	--	--	--	--	--	--	--	--
10/26	at Philadelphia	--	--	--	--	--	--	--	--
11/02	San Francisco	--	--	--	--	--	--	--	--
11/09	at Chicago	--	--	--	--	--	--	--	--
11/16	Green Bay	--	--	--	--	--	--	--	--
11/23	at Detroit	--	--	--	--	--	--	--	--
12/01	at New England	--	--	--	--	--	--	--	--
12/14	Washington	--	--	--	--	--	--	--	--
12/21	Minnesota	--	--	--	--	--	--	--	--
12/27	at Las Vegas	--	--	--	--	--	--	--	--
01/04	Dallas	--	--	--	--	--	--	--	--
TOTALS		10	23	33	14	33	47	3	83

2025 REGULAR SEASON GIANTS GAME-BY-GAME OFFENSE

	9/7 @ WAS	9/14 @ DAL	9/21 KC	9/28 LAC	10/5 @ NO	10/9 PHI	10/19 @ DEN	10/26 @ PHI	11/2 SF	11/9 @ CHI	11/16 GB	11/23 @ DET	12/1 @ NE	12/14 WAS	12/21 MIN	12/27 @ LV	1/4 DAL	Totals
FIRST DOWNS																		
Total	17	22	19															58
Rushing	4	6	8															18
Passing	9	15	7															31
Penalty	4	1	4															9
THIRD DOWNS																		
Attempts	16	14	10															40
Converted	4	6	1															11
Percentage	25.0%	42.9%	10.0%															27.5%
FOURTH DOWNS																		
Attempts	2	2	4															8
Converted	1	1	1															3
Percentage	50.0%	50.0%	25.0%															37.5%
TOT. OFFENSE																		
Net Yards	231	506	281															1,018
Plays	62	65	61															188
Avg./Play	3.7	7.8	4.6															5.4
RUSHING																		
Net Yards	74	84	130															288
Rush. Att.	23	21	27															71
Avg./Att.	3.2	4.0	4.8															4.1
PASSING																		
Net Yards	157	422	151															730
Attempts	37	41	32															110
Completions	17	30	18															65
Intercepted	0	1	2															3
Gross Yards	168	450	160															778
Sacked	2.0	3.0	2.0															7.0
Yards Lost	11	28	9															48
ADVANCES																		
Rushes	23	21	27															71
Completions	17	30	18															65
Totals	40	51	45															136
Total Drives	9	12	9															30
PENALTIES																		
Number	6	14	7															27
Yards	35	160	82															277
FUMBLES																		
Number	1	1	0															2
Lost	0	0	0															0
PUNTING																		
Yards	287	135	61															483
Punts	6	3	2															11
Net Avg.	41.2	44.3	28.5															39.7
Gross Avg.	47.8	45.0	30.5															43.9
SCORING																		
Points	6	37	9															52
Q1	0	6	0															6
Q2	3	7	6															16
Q3	3	3	0															6
Q4	0	21	3															24
OT	0	0	0															0
TD Rushing	0	1	1															2
TD Passing	0	3	0															3
TD KO Returns	0	0	0															0
TD Punt Returns	0	0	0															0
TD Sp. Teams	0	0	0															0
TD Def. Returns	0	0	0															0
FG Attempts	2	3	1															6
FG Made	2	3	1															6
Safety	0	0	0															0
2-Pt Attempts	0	0	0															0
2-Pt Made	0	0	0															0
Time of Possession	30:32	32:39	28:10															91:21

2025 REGULAR SEASON GIANTS GAME-BY-GAME DEFENSE

	09/07 @ WAS	09/14 @ DAL	09/21 KC	09/28 LAC	10/05 @ NO	10/09 PHI	10/19 @ DEN	10/26 @ PHI	11/02 SF	11/09 @ CHI	11/16 GB	11/23 @ DET	12/01 @ NE	12/14 WAS	12/21 MIN	12/27 @ LV	01/04 DAL	Totals
FIRST DOWNS																		
Total	25	32	22															79
Rushing	11	8	6															25
Passing	11	18	13															42
Penalty	3	6	3															12
THIRD DOWNS																		
Attempts	11	14	15															40
Converted	4	6	8															18
Percentage	36.4%	42.9%	53.3%															45.0%
FOURTH DOWNS																		
Attempts	0	1	0															1
Converted	0	1	0															1
Percentage	0	100.0%	0															100.0%
TOT. OFFENSE																		
Net Yards	432	478	306															1,216
Plays	65	83	67															215
Avg./Play	6.6	5.8	4.6															5.7
RUSHING																		
Net Yards	220	135	105															460
Rush. Att.	32	28	28															88
Avg./Att.	6.9	4.8	3.8															5.2
PASSING																		
Net Yards	212	343	201															756
Attempts	30	52	37															119
Completions	19	38	22															79
Intercepted	0	1	0															1
Gross Yards	233	361	224															818
Sacked	3.0	3.0	2.0															8.0
Yards Lost	21	18	23															62
ADVANCES																		
Rushes	32	28	28															88
Completions	19	38	22															79
Totals	51	66	50															167
Total Drives	10	14	10															34
PENALTIES																		
Number	12	12	8															32
Yards	89	106	85															280
FUMBLES																		
Number	0	1	2															3
Lost	0	0	0															0
PUNTING																		
Yards	245	191	139															575
Punts	5	4	3															12
Net Avg.	40.2	38.3	40.7															39.7
Gross Avg.	49.0	47.8	46.3															47.9
SCORING																		
Points	21	40	22															83
Q1	7	0	3															10
Q2	7	10	6															23
Q3	0	7	7															14
Q4	7	20	6															33
OT	0	3	0															3
TD Rushing	2	2	1															5
TD Passing	1	2	1															4
TD KO Returns	0	0	0															0
TD Punt Returns	0	0	0															0
TD Sp. Teams	0	0	0															0
TD Def. Returns	0	0	0															0
FG Attempts	0	4	4															8
FG Made	0	4	3															7
Safety	0	0	0															0
2-Pt Attempts	0	0	0															0
2-Pt Made	0	0	0															0
Time of Possession	29:28	37:21	31:50															98:39

GIANTS

Date	Opponent	3rd & 1	3rd & 2	3rd & 3	3rd & 4	3rd & 5	3rd & 6	3rd & 7	3rd & 8	3rd & 9	3rd & 10+	Total	Ttl %
9/7	at Washington	1 / 2	0 / 1	0 / 1	1 / 3	0 / 0	2 / 2	0 / 1	0 / 0	0 / 0	0 / 6	4 / 16	25.00
9/14	at Dallas	2 / 2	0 / 0	1 / 2	1 / 2	1 / 2	0 / 0	0 / 2	0 / 0	0 / 0	1 / 4	6 / 14	42.86
9/21	Kansas City	0 / 0	0 / 0	0 / 0	0 / 1	0 / 2	0 / 2	0 / 2	1 / 1	0 / 0	0 / 2	1 / 10	10.00
9/28	L.A. Chargers	--	--	--	--	--	--	--	--	--	--	--	--
10/5	at New Orleans	--	--	--	--	--	--	--	--	--	--	--	--
10/9	Philadelphia	--	--	--	--	--	--	--	--	--	--	--	--
10/19	at Denver	--	--	--	--	--	--	--	--	--	--	--	--
10/26	at Philadelphia	--	--	--	--	--	--	--	--	--	--	--	--
11/2	San Francisco	--	--	--	--	--	--	--	--	--	--	--	--
11/9	at Chicago	--	--	--	--	--	--	--	--	--	--	--	--
11/16	Green Bay	--	--	--	--	--	--	--	--	--	--	--	--
11/23	at Detroit	--	--	--	--	--	--	--	--	--	--	--	--
12/1	at New England	--	--	--	--	--	--	--	--	--	--	--	--
12/14	Washington	--	--	--	--	--	--	--	--	--	--	--	--
12/21	Minnesota	--	--	--	--	--	--	--	--	--	--	--	--
12/27	at Las Vegas	--	--	--	--	--	--	--	--	--	--	--	--
1/4	Dallas	--	--	--	--	--	--	--	--	--	--	--	--
TOTALS		3 / 4	0 / 1	1 / 3	2 / 6	1 / 4	2 / 4	0 / 5	1 / 1	0 / 0	1 / 12	11 / 40	27.50
		75.0%	0.0%	33.3%	33.3%	25.0%	50.0%	0.0%	100.0%	0.0%	8.3%	27.5%	--

OPPONENT

Date	Opponent	3rd & 1	3rd & 2	3rd & 3	3rd & 4	3rd & 5	3rd & 6	3rd & 7	3rd & 8	3rd & 9	3rd & 10+	Total	Ttl %
9/7	at Washington	1 / 3	0 / 0	0 / 0	0 / 0	1 / 2	1 / 1	0 / 0	0 / 0	0 / 1	1 / 4	4 / 11	36.36
9/14	at Dallas	0 / 1	0 / 0	0 / 1	1 / 1	2 / 2	0 / 0	0 / 1	1 / 1	1 / 1	1 / 6	6 / 14	42.86
9/21	Kansas City	1 / 2	2 / 2	3 / 3	0 / 1	0 / 0	1 / 1	0 / 0	0 / 0	0 / 0	1 / 6	8 / 15	53.33
9/28	L.A. Chargers	--	--	--	--	--	--	--	--	--	--	--	--
10/5	at New Orleans	--	--	--	--	--	--	--	--	--	--	--	--
10/9	Philadelphia	--	--	--	--	--	--	--	--	--	--	--	--
10/19	at Denver	--	--	--	--	--	--	--	--	--	--	--	--
10/26	at Philadelphia	--	--	--	--	--	--	--	--	--	--	--	--
11/2	San Francisco	--	--	--	--	--	--	--	--	--	--	--	--
11/9	at Chicago	--	--	--	--	--	--	--	--	--	--	--	--
11/16	Green Bay	--	--	--	--	--	--	--	--	--	--	--	--
11/23	at Detroit	--	--	--	--	--	--	--	--	--	--	--	--
12/1	at New England	--	--	--	--	--	--	--	--	--	--	--	--
12/14	Washington	--	--	--	--	--	--	--	--	--	--	--	--
12/21	Minnesota	--	--	--	--	--	--	--	--	--	--	--	--
12/27	at Las Vegas	--	--	--	--	--	--	--	--	--	--	--	--
1/4	Dallas	--	--	--	--	--	--	--	--	--	--	--	--
TOTALS		2 / 6	2 / 2	3 / 4	1 / 2	3 / 4	2 / 2	0 / 1	1 / 1	1 / 2	3 / 16	18 / 40	45.00
		33.3%	100.0%	75.0%	50.0%	75.0%	100.0%	0.0%	100.0%	50.0%	18.8%	45.0%	--

2025 REGULAR SEASON NYG INDIVIDUAL SINGLE-GAME HIGHS

Touchdowns	2	Nabers, M.	at DAL	09/14	1	Hunt, K.	vs. KC	09/21
						Thornton, T.	vs. KC	09/21
						Pickens, G.	at DAL	09/14
						Sanders, M.	at DAL	09/14
						Turpin, K.	at DAL	09/14
						Williams, J.	at DAL	09/14
						Croskey-Merritt, J.	at WAS	09/07
						Ertz, Z.	at WAS	09/07
						Samuel Sr., D.	at WAS	09/07
Passes Attempted	41	Wilson, R.	at DAL	09/14	52	Prescott, D.	at DAL	09/14
Passes Completed	30	Wilson, R.	at DAL	09/14	38	Prescott, D.	at DAL	09/14
Completion Percentage	73.1	Wilson, R.	at DAL	09/14	73.0	Prescott, D.	at DAL	09/14
Passing Yards	450	Wilson, R.	at DAL	09/14	361	Prescott, D.	at DAL	09/14
Yards Per Attempt	11.0	Wilson, R.	at DAL	09/14	7.8	Daniels, J.	at WAS	09/07
Touchdown Passes	3	Wilson, R.	at DAL	09/14	2	Prescott, D.	at DAL	09/14
Passer Rating	123.0	Wilson, R.	at DAL	09/14	98.3	Daniels, J.	at WAS	09/07
Pass Receptions	9	Nabers, M.	at DAL	09/14	9	Ferguson, J.	at DAL	09/14
						Lamb, C.	at DAL	09/14
Receiving Yards	167	Nabers, M.	at DAL	09/14	112	Lamb, C.	at DAL	09/14
Touchdown Receptions	2	Nabers, M.	at DAL	09/14	1	Thornton, T.	vs. KC	09/21
						Pickens, G.	at DAL	09/14
						Turpin, K.	at DAL	09/14
						Ertz, Z.	at WAS	09/07
Rushing Yards	60	Skattebo, C.	vs. KC	09/21	97	Williams, J.	at DAL	09/14
Rushing Attempts	11	Skattebo, C.	at DAL	09/14	18	Williams, J.	at DAL	09/14
Rushing Average	6.0	Skattebo, C.	vs. KC	09/21	8.2	Croskey-Merritt, J.	at WAS	09/07
Rushing Touchdowns	1	Skattebo, C.	vs. KC	09/21	1	Hunt, K.	vs. KC	09/21
		Skattebo, C.	at DAL	09/14		Sanders, M.	at DAL	09/14
						Williams, J.	at DAL	09/14
						Croskey-Merritt, J.	at WAS	09/07
						Samuel Sr., D.	at WAS	09/07
Yards From Scrimmage	167	Nabers, M.	at DAL	09/14	130	Williams, J.	at DAL	09/14
Combined Net Yards	183	Tracy Jr., T.	at DAL	09/14	155	Turpin, K.	at DAL	09/14
Interceptions Made	1	Phillips, D.	at DAL	09/14	1	Roland-Wallace, C.	vs. KC	09/21
						Watson, J.	vs. KC	09/21
						Wilson, D.	at DAL	09/14
Interceptions Thrown	2	Wilson, R.	vs. KC	09/21	1	Prescott, D.	at DAL	09/14
INT Return Yards					23	Roland-Wallace, C.	vs. KC	09/21
Tackles	16	Okereke, B.	at WAS	09/07	14	Bolton, N.	vs. KC	09/21
Sacks	2.0	Burns, B.	at WAS	09/07	1.0	Jones, C.	vs. KC	09/21
						Karlaftis, G.	vs. KC	09/21
						Clark, K.	at DAL	09/14
						Houston, J.	at DAL	09/14
						Armstrong, D.	at WAS	09/07
						Payne, D.	at WAS	09/07
Punts	6	Gillan, J.	at WAS	09/07	5	Way, T.	at WAS	09/07
Punts Inside the 20	2	Gillan, J.	vs. KC	09/21	2	Anger, B.	at DAL	09/14
						Way, T.	at WAS	09/07
Punting Average	47.8	Gillan, J.	at WAS	09/07	49.0	Way, T.	at WAS	09/07
Punt Returns	3	Olszewski, G.	at DAL	09/14	2	Lane, J.	at WAS	09/07
		Olszewski, G.	at WAS	09/07				
Punt Return Yards	38	Olszewski, G.	at DAL	09/14	4	Remigio, N.	vs. KC	09/21
Kickoff Returns	5	Singletary, D.	vs. KC	09/21	4	Tolbert, J.	at DAL	09/14
		Tracy Jr., T.	at DAL	09/14		Turpin, K.	at DAL	09/14
Kickoff Return Yards	134	Singletary, D.	vs. KC	09/21	100	Turpin, K.	at DAL	09/14
Field Goals Attempted	3	Gano, G.	at DAL	09/14	4	Butker, H.	vs. KC	09/21
						Aubrey, B.	at DAL	09/14
Field Goals Made	3	Gano, G.	at DAL	09/14	4	Aubrey, B.	at DAL	09/14

2025 REGULAR SEASON NYG LONGEST PLAYS

Run From Scrimmage	24	Skattebo, C.	at DAL	09/14	42	Croskey-Merritt, J.	at WAS	09/07
Touchdown Run	13	Skattebo, C.	vs. KC	09/21	30	Williams, J.	at DAL	09/14
Passing Long	52	Wilson, R.	at DAL	09/14	34	Daniels, J.	at WAS	09/07
Touchdown Pass Long	48	Wilson, R.	at DAL	09/14	10	Prescott, D.	at DAL	09/14
Pass Reception	52	Slayton, D.	at DAL	09/14	34	Moore, C.	at WAS	09/07
Touchdown Reception	48	Nabers, M.	at DAL	09/14	10	Turpin, K.	at DAL	09/14
Interception Return					23	Roland-Wallace, C.	vs. KC	09/21
Punt Return					4	Remigio, N.	vs. KC	09/21
Kickoff Return	33	Singleary, D.	vs. KC	09/21	36	McCaffrey, L.	at WAS	09/07
Punt	65	Gillan, J.	at WAS	09/07	64	Way, T.	at WAS	09/07
Field Goal	55	Gano, G.	at WAS	09/07	64	Aubrey, B.	at DAL	09/14
Field Goal Attempt	55	Gano, G.	at WAS	09/07	64	Aubrey, B.	at DAL	09/14

WEEK 1: GIANTS 6, COMMANDERS 21														SEPTEMBER 7, 2025													
NY GIANTS														W COMMANDERS													
#	RECD	LOST	POSS	OBTAINED	BEGAN	PLAYS	YDS	PEN	NET	1ST	ENDED	GIVEN UP	#	RECD	LOST	POSS	OBTAINED	BEGAN	PLAYS	YDS	PEN	NET	1ST	ENDED	GIVEN UP		
1	12:31	11:02	1:29	Punt	NYG 23	3	3	0	3	0	NYG 26	Punt	1	15:00	12:31	2:29	Kickoff	WAS 20	6	21	-5	16	1	WAS 36	Punt		
2	07:00	13:57	8:03	Kickoff	NYG 22	16	66	10	76	6	WAS 2	Field Goal	2	11:02	07:00	4:02	Punt	WAS 11	8	89	0	89	4	NYG 7	Touchdown		
3	13:07	11:40	1:27	Punt	NYG 15	3	9	0	9	0	NYG 24	Punt	3	13:57	13:07	0:50	Kickoff	WAS 30	3	1	0	1	0	WAS 31	Punt		
4	06:14	02:00	4:14	Kickoff	NYG 21	6	1	-1	0	1	NYG 21	Punt	4	11:40	06:14	5:26	Punt	WAS 42	8	53	5	58	6	NYG 6	Touchdown		
5	15:00	12:24	2:36	Kickoff	NYG 20	4	15	0	15	1	NYG 35	Punt	5	02:00	00:00	2:00	Punt	WAS 41	10	55	-10	45	3	NYG 4	End Half		
6	09:18	08:30	0:48	Punt	NYG 29	3	0	0	0	0	NYG 29	Punt	6	12:24	09:18	3:06	Punt	WAS 20	5	30	-10	20	1	WAS 40	Punt		
7	07:04	01:43	5:21	Punt	NYG 20	12	48	-5	43	4	WAS 37	Field Goal	7	08:30	07:04	1:26	Punt	WAS 25	4	19	0	19	1	WAS 44	Punt		
8	14:10	12:06	2:04	Punt	NYG 12	5	37	0	37	2	NYG 49	Punt	8	01:43	14:10	2:33	Kickoff	WAS 39	4	5	5	10	1	WAS 49	Punt		
9	07:09	02:39	4:30	Kickoff	NYG 35	12	52	10	62	3	WAS 3	Downs	9	12:06	07:09	4:57	Punt	WAS 20	9	95	-15	80	5	NYG 19	Touchdown		
													10	02:39	00:00	2:39	Downs	WAS 3	8	64	0	64	3	NYG 32	End Game		

WEEK 2: GIANTS 37, COWBOYS 40														SEPTEMBER 14, 2025													
NY GIANTS														★ COWBOYS													
#	RECD	LOST	POSS	OBTAINED	BEGAN	PLAYS	YDS	PEN	NET	1ST	ENDED	GIVEN UP		#	RECD	LOST	POSS	OBTAINED	BEGAN	PLAYS	YDS	PEN	NET	1ST	ENDED	GIVEN UP	
1	15:00	06:11	8:49	Kickoff	NYG 20	16	110	-50	60	4	DAL 20	Field Goal		1	06:11	04:47	1:24	Kickoff	DAL 32	3	9	-5	4	0	DAL 36	Punt	
2	04:47	01:05	3:42	Punt	NYG 31	8	60	-5	55	2	DAL 14	Field Goal		2	01:05	14:09	1:56	Kickoff	DAL 31	3	2	0	2	0	DAL 33	Punt	
3	14:09	12:14	1:55	Punt	NYG 19	3	6	0	6	0	NYG 25	Punt		3	12:14	08:25	3:49	Punt	DAL 25	8	42	0	42	2	NYG 33	Field Goal	
4	08:25	05:37	2:48	Kickoff	NYG 30	5	70	0	70	3	DAL 29	Touchdown		4	05:37	02:11	3:26	Kickoff	DAL 36	8	49	15	64	5	NYG 10	Touchdown	
5	02:11	01:36	0:35	Kickoff	NYG 23	3	5	0	5	0	NYG 28	Punt		5	01:36	00:00	1:36	Punt	DAL 20	8	42	-15	27	2	NYG 48	End Half	
6	14:42	10:20	4:22	Interception	DAL 40	8	30	0	30	2	DAL 10	Downs		6	15:00	14:42	0:18	Kickoff	DAL 21	2	0	0	0	0	DAL 21	Interception	
7	07:20	05:38	1:42	Kickoff	NYG 33	5	57	-5	52	1	DAL 15	Field Goal		7	10:20	07:20	3:00	Downs	DAL 10	6	53	37	90	5	NYG 30	Touchdown	
8	14:13	12:07	2:06	Kickoff	NYG 40	4	39	21	60	4	DAL 1	Touchdown		8	05:38	14:13	6:25	Kickoff	DAL 18	11	38	18	56	3	NYG 26	Field Goal	
9	06:14	02:44	3:30	Kickoff	NYG 37	7	63	0	63	3	DAL 32	Touchdown		9	12:07	06:14	5:53	Kickoff	DAL 15	10	70	15	85	5	NYG 4	Touchdown	
10	00:52	00:25	0:27	Kickoff	NYG 37	3	63	0	63	2	DAL 48	Touchdown		10	02:44	00:52	1:52	Kickoff	DAL 29	11	71	0	71	5	NYG 6	Touchdown	
11	06:46	04:52	1:54	Punt	NYG 14	4	7	0	7	1	NYG 21	Punt		11	00:25	00:00	0:25	Kickoff	DAL 33	4	21	0	21	1	NYG 46	Field Goal	
12	02:49	02:00	0:49	Punt	NYG 34	2	-4	0	-4	0	NYG 30	Interception		12	10:00	06:46	3:14	Kickoff	DAL 19	6	23	0	23	2	DAL 42	Punt	
														13	04:52	02:49	2:03	Punt	DAL 38	3	15	-15	0	0	DAL 38	Punt	
														14	02:00	00:00	2:00	Interception	DAL 30	4	42	0	42	2	NYG 28	Field Goal	

WEEK 3: GIANTS 9, CHIEFS 22														SEPTEMBER 21, 2025													
TV GIANTS														CHIEFS													
#	RECD	LOST	POSS	OBTAINED	BEGAN	PLAYS	YDS	PEN	NET	1ST	ENDED	GIVEN UP	#	RECD	LOST	POSS	OBTAINED	BEGAN	PLAYS	YDS	PEN	NET	1ST	ENDED	GIVEN UP		
1	15:00	09:06	5:54	Kickoff	NYG 31	10	41	0	41	3	KC 28	Downs	1	09:06	03:45	5:21	Downs	KC 28	12	46	-10	36	3	NYG 36	Field Goal		
2	03:45	00:11	3:34	Kickoff	NYG 36	5	17	0	17	1	KC 47	Punt	2	00:11	09:48	5:23	Punt	KC 19	9	51	0	51	4	NYG 30	Field Goal		
3	09:48	08:43	1:05	Kickoff	NYG 26	3	3	0	3	0	NYG 29	Interception	3	08:43	05:24	3:19	Interception	NYG 47	8	25	0	25	2	NYG 22	Missed FG		
4	05:24	01:44	3:40	Missed FG	NYG 30	8	50	20	70	5	KC 13	Touchdown	4	01:44	01:11	0:33	Kickoff	KC 22	3	-9	0	-9	0	KC 13	Punt		
5	01:11	00:49	0:22	Punt	KC 41	3	3	15	18	1	KC 23	Interception	5	00:49	00:00	0:49	Interception	KC 20	7	12	57	69	3	NYG 11	Field Goal		
6	08:22	04:38	3:44	Kickoff	NYG 32	5	20	0	20	1	KC 48	Punt	6	15:00	08:22	6:38	Kickoff	KC 26	11	74	0	74	5	NYG 5	Touchdown		
7	01:09	10:12	5:57	Punt	NYG 20	12	68	5	73	5	KC 7	Field Goal	7	04:38	01:09	3:29	Punt	KC 19	6	27	0	27	1	KC 46	Punt		
8	06:03	02:31	3:32	Kickoff	NYG 37	12	68	-15	53	3	KC 10	Downs	8	10:12	06:03	4:09	Kickoff	KC 23	9	77	0	77	4	NYG 1	Touchdown		
9	02:04	01:42	0:22	Punt	NYG 39	4	11	-5	6	0	NYG 43	Downs	9	02:31	02:04	0:27	Downs	KC 10	3	6	0	6	0	KC 16	Punt		
													10	01:42	00:00	1:42	Downs	NYG 45	3	-3	0	-3	0	NYG 47	End Game		

GIANTS 2025 REGULAR SEASON SCORING DRIVES

DATE	OPPONENT	PLAYS	YARDS	Q TIME	SCORING PLAY	NYG	OPP
09/07	at Washington	16	76	Q1 8:03	Q2: G. Gano: 21-yard FG	3	7
		12	43	Q3 5:21	G. Gano: 55-yard FG	6	14
09/14	at Dallas	16	60	Q1 8:49	G. Gano: 38-yard FG	3	0
		8	55	Q1 3:42	G. Gano: 33-yard FG	6	0
		5	70	Q2 2:48	M. Nabers: 29-yard pass from R. Wilson	13	3
		5	52	Q3 1:42	G. Gano: 33-yard FG	16	17
		4	60	Q4 2:06	C. Skattebo: 1-yard run	23	20
		7	63	Q4 3:30	W. Robinson: 32-yard pass from R. Wilson	30	27
		3	63	Q4 0:27	M. Nabers: 48-yard pass from R. Wilson	37	34
09/21	Kansas City	8	70	Q2 3:40	C. Skattebo: 13-yard run	6	6
		12	73	Q3 5:57	Q4: G. Gano: 25-yard FG	9	16
09/28		--	--	--	--	--	--
10/05		--	--	--	--	--	--
10/09		--	--	--	--	--	--
10/19		--	--	--	--	--	--
10/26		--	--	--	--	--	--
11/02		--	--	--	--	--	--
11/09		--	--	--	--	--	--
11/16		--	--	--	--	--	--
11/23		--	--	--	--	--	--
12/01		--	--	--	--	--	--
12/14		--	--	--	--	--	--
12/21		--	--	--	--	--	--
12/27		--	--	--	--	--	--
01/04		--	--	--	--	--	--
AVG		8.7	62.3	4:11			
TOTALS		96	685	46:05			

GIANTS OPPONENTS 2025 REGULAR SEASON SCORING DRIVES

DATE	OPPONENT	PLAYS	YARDS	Q TIME	SCORING PLAY	NYG	OPP
09/07	at Washington	8	89	Q1 4:02	Z. Ertz: 7-yard pass from J. Daniels	0	7
		8	58	Q2 5:26	J. Croskey-Merritt: 6-yard run	3	14
		9	80	Q4 4:57	D. Samuel Sr.: 19-yard run	6	21
09/14	at Dallas	8	42	Q2 3:49	B. Aubrey: 51-yard FG	6	3
		8	64	Q2 3:26	K. Turpin: 10-yard pass from D. Prescott	13	10
		6	90	Q3 3:00	J. Williams: 30-yard run	13	17
		11	56	Q3 6:25	Q4: B. Aubrey: 44-yard FG	16	20
		10	85	Q4 5:53	M. Sanders: 4-yard run	23	27
		11	71	Q4 1:52	G. Pickens: 6-yard pass from D. Prescott	30	34
		4	21	Q4 0:25	B. Aubrey: 64-yard FG	37	37
09/21	Kansas City	4	42	OT 2:00	B. Aubrey: 46-yard FG	37	40
		12	36	Q1 5:21	H. Butker: 54-yard FG	0	3
		9	51	Q1 5:23	Q2: H. Butker: 48-yard FG	0	6
		7	69	Q2 0:49	H. Butker: 28-yard FG	6	9
		11	74	Q3 6:38	T. Thornton: 5-yard pass from P. Mahomes	6	16
09/28		9	77	Q4 4:09	K. Hunt: 1-yard run	9	22
		--	--	--	--	--	--
10/05		--	--	--	--	--	--
10/09		--	--	--	--	--	--
10/19		--	--	--	--	--	--
10/26		--	--	--	--	--	--
11/02		--	--	--	--	--	--
11/09		--	--	--	--	--	--
11/16		--	--	--	--	--	--
11/23		--	--	--	--	--	--
12/01		--	--	--	--	--	--
12/14		--	--	--	--	--	--
12/21		--	--	--	--	--	--
12/27		--	--	--	--	--	--
01/04		--	--	--	--	--	--
AVG		8.4	62.8	3:58			
TOTALS		135	1,005	63:35			

2025 REGULAR SEASON - BIG RUN PLAYS (10+ YARDS)

DATE	OPPONENT	NYG PLAYER	YARDS	DRIVE RESULT
9/14	at DAL	Cam Skattebo	24	Touchdown
9/7	at WAS	Russell Wilson	15	Punt
9/14	at DAL	Russell Wilson	15	Touchdown
9/21	KC	Russell Wilson	14	Punt
9/21	KC	Cam Skattebo	13T	Touchdown
9/21	KC	Cam Skattebo	11	Touchdown
9/21	KC	Cam Skattebo	11	Downs
9/21	KC	Tyrone Tracy Jr.	10	Downs
9/28	LAC	--	--	--
10/5	at NO	--	--	--
10/9	PHI	--	--	--
10/19	at DEN	--	--	--
10/26	at PHI	--	--	--
11/2	SF	--	--	--
11/9	at CHI	--	--	--
11/16	GB	--	--	--
11/23	at DET	--	--	--
12/1	at NE	--	--	--
12/14	WAS	--	--	--
12/21	MIN	--	--	--
12/27	at LV	--	--	--
1/4	DAL	--	--	--
TOTALS	8 - 113 (14.1), 1 TDS			

DATE	OPPONENT	OPP. PLAYER	YARDS	DRIVE RESULT
9/7	at WAS	Jacory Croskey-Merritt	42	End Game
9/14	at DAL	Javonte Williams	30T	Touchdown
9/7	at WAS	Deebo Samuel Sr.	19T	Touchdown
9/14	at DAL	Javonte Williams	19	Punt
9/14	at DAL	Dak Prescott	14	Field Goal
9/7	at WAS	Jayden Daniels	14	Touchdown
9/14	at DAL	Javonte Williams	13	Touchdown
9/7	at WAS	Jeremy McNichols	13	End Game
9/7	at WAS	Jacory Croskey-Merritt	12	Punt
9/7	at WAS	Jayden Daniels	12	Touchdown
9/7	at WAS	Jacory Croskey-Merritt	11	Touchdown
9/7	at WAS	Jayden Daniels	11	Touchdown
9/21	KC	Nikko Remigio	11	Field Goal
9/21	KC	Isiah Pacheco	10	Touchdown
9/28	LAC	--	--	--
10/5	at NO	--	--	--
10/9	PHI	--	--	--
10/19	at DEN	--	--	--
10/26	at PHI	--	--	--
11/2	SF	--	--	--
11/9	at CHI	--	--	--
11/16	GB	--	--	--
11/23	at DET	--	--	--
12/1	at NE	--	--	--
12/14	WAS	--	--	--
12/21	MIN	--	--	--
12/27	at LV	--	--	--
1/4	DAL	--	--	--
TOTALS	14 - 231 (16.5), 2 TDS			

2025 REGULAR SEASON - BIG PASS PLAYS (20+ YARDS)

DATE	OPPONENT	NYG PLAYER	YARDS	DRIVE RESULT
9/14	at DAL	Russell Wilson -> Darius Slayton	52	Field Goal
9/14	at DAL	Russell Wilson -> Wan'Dale Robinson	50	Field Goal
9/14	at DAL	Russell Wilson -> Malik Nabers	48T	Touchdown
9/14	at DAL	Russell Wilson -> Wan'Dale Robinson	32T	Touchdown
9/14	at DAL	Russell Wilson -> Malik Nabers	29T	Touchdown
9/14	at DAL	Russell Wilson -> Malik Nabers	28	Field Goal
9/21	KC	Russell Wilson -> Wan'Dale Robinson	26	Downs
9/7	at WAS	Russell Wilson -> Malik Nabers	25	Field Goal
9/14	at DAL	Russell Wilson -> Wan'Dale Robinson	25	Touchdown
9/21	KC	Russell Wilson -> Cam Skattebo	21	Field Goal
9/7	at WAS	Russell Wilson -> Malik Nabers	21	Field Goal
9/7	at WAS	Russell Wilson -> Wan'Dale Robinson	20	Downs
9/28	LAC	--	--	--
10/5	at NO	--	--	--
10/9	PHI	--	--	--
10/19	at DEN	--	--	--
10/26	at PHI	--	--	--
11/2	SF	--	--	--
11/9	at CHI	--	--	--
11/16	GB	--	--	--
11/23	at DET	--	--	--
12/1	at NE	--	--	--
12/14	WAS	--	--	--
12/21	MIN	--	--	--
12/27	at LV	--	--	--
1/4	DAL	--	--	--
TOTALS			12 - 377 (31.4), 3 TDS	

DATE	OPPONENT	OPP. PLAYER	YARDS	DRIVE RESULT
9/7	at WAS	Jayden Daniels -> Chris Moore	34	Touchdown
9/14	at DAL	Dak Prescott -> CeeDee Lamb	33	Field Goal
9/21	KC	Patrick Mahomes -> Tyquan Thornton	33	Touchdown
9/14	at DAL	Dak Prescott -> George Pickens	27	Field Goal
9/21	KC	Patrick Mahomes -> JuJu Smith-Schuster	27	Field Goal
9/14	at DAL	Dak Prescott -> CeeDee Lamb	25	Touchdown
9/7	at WAS	Jayden Daniels -> Deebo Samuel Sr.	21	End Half
9/21	KC	Patrick Mahomes -> Tyquan Thornton	21	Touchdown
9/28	LAC	--	--	--
10/5	at NO	--	--	--
10/9	PHI	--	--	--
10/19	at DEN	--	--	--
10/26	at PHI	--	--	--
11/2	SF	--	--	--
11/9	at CHI	--	--	--
11/16	GB	--	--	--
11/23	at DET	--	--	--
12/1	at NE	--	--	--
12/14	WAS	--	--	--
12/21	MIN	--	--	--
12/27	at LV	--	--	--
1/4	DAL	--	--	--
TOTALS			8 - 221 (27.6), 0 TDS	



2025 REGULAR SEASON - DEFENSIVE TAKEAWAYS						
DATE	OPPONENT	TAKEAWAY	QTR.	SCORE	YD-LINE	DRIVE RESULT
09/07	at Washington	None				
09/14	at Dallas	D. Phillips INT (D. Prescott)	3	13-10	DAL-40	Downs
09/21	Kansas City	None				
09/28		--	--	--	--	--
10/05		--	--	--	--	--
10/09		--	--	--	--	--
10/19		--	--	--	--	--
10/26		--	--	--	--	--
11/02		--	--	--	--	--
11/09		--	--	--	--	--
11/16		--	--	--	--	--
11/23		--	--	--	--	--
12/01		--	--	--	--	--
12/14		--	--	--	--	--
12/21		--	--	--	--	--
12/27		--	--	--	--	--
01/04		--	--	--	--	--

2025 REGULAR SEASON - OFFENSIVE GIVEAWAYS						
DATE	OPPONENT	TAKEAWAY	QTR.	SCORE	YD-LINE	DRIVE RESULT
09/07	at Washington	None				
09/14	at Dallas	R. Wilson INT (D. Wilson)	5	37-37	DAL-30	FG
09/21	Kansas City	R. Wilson INT (C. Roland-Wallace)	2	0-6	KC-30	Missed FG
		R. Wilson INT (J. Watson: touchback)	2	6-6	KC-(-8)	FG
09/28		--	--	--	--	--
10/05		--	--	--	--	--
10/09		--	--	--	--	--
10/19		--	--	--	--	--
10/26		--	--	--	--	--
11/02		--	--	--	--	--
11/09		--	--	--	--	--
11/16		--	--	--	--	--
11/23		--	--	--	--	--
12/01		--	--	--	--	--
12/14		--	--	--	--	--
12/21		--	--	--	--	--
12/27		--	--	--	--	--
01/04		--	--	--	--	--

2025 REGULAR SEASON - TURNOVERS		
Offense:	3 Giveaways 6 Points (0 TD, 2 FG)	Ratio -2 (1 take, 3 gives)
Defense:	1 Takeaway 0 Points (0 TD, 0 FG)	
Special Teams:	0 Giveaways 0 Points (0 TD, 0 FG) 0 Takeaways 0 Points (0 TD, 0 FG)	Points Off Turnovers Ratio -6 (0 scored, 6 allowed)

2025 REGULAR SEASON TAKEAWAY/GIVEAWAY CHART

DATE	OPPONENT	FORCED TURNOVERS				TURNOVERS CONVERTED				OUTCOME	
		FUM	INTS	TOTAL	TD	FG	PTS.	PTS. PCT.	TD PCT.	NET DIFF.	RESULT
09/07	Giants	0	0	0	0	0	0	0.0	0.0	0	L
	at Commanders	0	0	0	0	0	0	0.0	0.0	0	W
09/14	Giants	0	1	1	0	0	0	0.0	0.0	0	L
	at Cowboys	0	1	1	0	1	3	100.0	0.0	0	W
09/21	Giants	0	0	0	0	0	0	0.0	0.0	-2	L
	Chiefs	0	2	2	0	1	3	50.0	0.0	+2	W
09/28		--	--	--	--	--	--	--	--	--	--
10/05		--	--	--	--	--	--	--	--	--	--
10/09		--	--	--	--	--	--	--	--	--	--
10/19		--	--	--	--	--	--	--	--	--	--
10/26		--	--	--	--	--	--	--	--	--	--
11/02		--	--	--	--	--	--	--	--	--	--
11/09		--	--	--	--	--	--	--	--	--	--
11/16		--	--	--	--	--	--	--	--	--	--
11/23		--	--	--	--	--	--	--	--	--	--
12/01		--	--	--	--	--	--	--	--	--	--
12/14		--	--	--	--	--	--	--	--	--	--
12/21		--	--	--	--	--	--	--	--	--	--
12/27		--	--	--	--	--	--	--	--	--	--
01/04		--	--	--	--	--	--	--	--	--	--
	GIANTS	0	1	1	0	0	0	0.0	0.0	-2	0-3
	OPPONENTS	0	3	3	0	2	6	66.7	0.0	+2	3-0

GIANTS 2025 REGULAR SEASON INSIDE 20 EFFICIENCY																			
GIANTS																			
Date	Opponent	Pos	TD	PAT	2-Pt.	Miss PAT	FG	FGA	Blk/ MFG	INT	Fum	Dwns	Drive Ends			Pts	TD%	Score	
													Half	Game				Pct.	Pts/Poss
09/07	at Washington	2	0	0	0	0	1	1	0	0	0	1	0	0	3	0.0	50.0	1.5	
09/14	at Dallas	5	1	1	0	0	3	3	0	0	0	1	0	0	16	20.0	80.0	3.2	
09/21	Kansas City	3	1	0	0	1	1	1	0	0	0	1	0	0	9	33.3	66.7	3.0	
09/28	L.A. Chargers	--	--	--	--	--	--	--	--	--	--	--	--	--	--	--	--	--	--
10/05	at New Orleans	--	--	--	--	--	--	--	--	--	--	--	--	--	--	--	--	--	--
10/09	Philadelphia	--	--	--	--	--	--	--	--	--	--	--	--	--	--	--	--	--	--
10/19	at Denver	--	--	--	--	--	--	--	--	--	--	--	--	--	--	--	--	--	--
10/26	at Philadelphia	--	--	--	--	--	--	--	--	--	--	--	--	--	--	--	--	--	--
11/02	San Francisco	--	--	--	--	--	--	--	--	--	--	--	--	--	--	--	--	--	--
11/09	at Chicago	--	--	--	--	--	--	--	--	--	--	--	--	--	--	--	--	--	--
11/16	Green Bay	--	--	--	--	--	--	--	--	--	--	--	--	--	--	--	--	--	--
11/23	at Detroit	--	--	--	--	--	--	--	--	--	--	--	--	--	--	--	--	--	--
12/01	at New England	--	--	--	--	--	--	--	--	--	--	--	--	--	--	--	--	--	--
12/14	Washington	--	--	--	--	--	--	--	--	--	--	--	--	--	--	--	--	--	--
12/21	Minnesota	--	--	--	--	--	--	--	--	--	--	--	--	--	--	--	--	--	--
12/27	at Las Vegas	--	--	--	--	--	--	--	--	--	--	--	--	--	--	--	--	--	--
01/04	Dallas	--	--	--	--	--	--	--	--	--	--	--	--	--	--	--	--	--	--
TOTALS		10	2	1	0	1	5	5	0	0	0	3	0	0	28	20.0	70.0	2.8	

OPPONENT 2025 REGULAR SEASON INSIDE 20 EFFICIENCY																			
OPPONENT																			
Date	Opponent	Pos	TD	PAT	2-Pt.	Miss PAT	FG	FGA	Blk/ MFG	INT	Fum	Dwns	Drive Ends			Pts	TD%	Score	
													Half	Game				Pct.	Pts/Poss
09/07	at Washington	4	3	3	0	0	0	0	0	0	0	0	1	0	21	75.0	75.0	5.3	
09/14	at Dallas	3	3	3	0	0	0	0	0	0	0	0	0	0	21	100.0	100.0	7.0	
09/21	Kansas City	3	2	1	0	1	1	1	0	0	0	0	0	0	16	66.7	100.0	5.3	
09/28	L.A. Chargers	--	--	--	--	--	--	--	--	--	--	--	--	--	--	--	--	--	--
10/05	at New Orleans	--	--	--	--	--	--	--	--	--	--	--	--	--	--	--	--	--	--
10/09	Philadelphia	--	--	--	--	--	--	--	--	--	--	--	--	--	--	--	--	--	--
10/19	at Denver	--	--	--	--	--	--	--	--	--	--	--	--	--	--	--	--	--	--
10/26	at Philadelphia	--	--	--	--	--	--	--	--	--	--	--	--	--	--	--	--	--	--
11/02	San Francisco	--	--	--	--	--	--	--	--	--	--	--	--	--	--	--	--	--	--
11/09	at Chicago	--	--	--	--	--	--	--	--	--	--	--	--	--	--	--	--	--	--
11/16	Green Bay	--	--	--	--	--	--	--	--	--	--	--	--	--	--	--	--	--	--
11/23	at Detroit	--	--	--	--	--	--	--	--	--	--	--	--	--	--	--	--	--	--
12/01	at New England	--	--	--	--	--	--	--	--	--	--	--	--	--	--	--	--	--	--
12/14	Washington	--	--	--	--	--	--	--	--	--	--	--	--	--	--	--	--	--	--
12/21	Minnesota	--	--	--	--	--	--	--	--	--	--	--	--	--	--	--	--	--	--
12/27	at Las Vegas	--	--	--	--	--	--	--	--	--	--	--	--	--	--	--	--	--	--
01/04	Dallas	--	--	--	--	--	--	--	--	--	--	--	--	--	--	--	--	--	--
TOTALS		10	8	7	0	1	1	1	0	0	0	0	1	0	58	80.0	90.0	5.8	



GIANTS 2025 REGULAR SEASON GOAL-TO-GO																			
GIANTS																			
Date	Opponent	Pos	TD	PAT	2-Pt.	Miss PAT	FG	FGA	Blk/MFG	INT	Fum	Dwns	Half	Game	Pts	TD%	Pct.	Pts/Poss	Score
09/07	at Washington	1	0	0	0	0	0	0	0	0	0	1	0	0	0	0.0	0.0	0.0	0.0
09/14	at Dallas	1	1	1	0	0	0	0	0	0	0	0	0	0	7	100.0	100.0	7.0	7.0
09/21	Kansas City	1	0	0	0	0	0	0	0	0	0	1	0	0	0	0.0	0.0	0.0	0.0
09/28	L.A. Chargers	--	--	--	--	--	--	--	--	--	--	--	--	--	--	--	--	--	--
10/05	at New Orleans	--	--	--	--	--	--	--	--	--	--	--	--	--	--	--	--	--	--
10/09	Philadelphia	--	--	--	--	--	--	--	--	--	--	--	--	--	--	--	--	--	--
10/19	at Denver	--	--	--	--	--	--	--	--	--	--	--	--	--	--	--	--	--	--
10/26	at Philadelphia	--	--	--	--	--	--	--	--	--	--	--	--	--	--	--	--	--	--
11/02	San Francisco	--	--	--	--	--	--	--	--	--	--	--	--	--	--	--	--	--	--
11/09	at Chicago	--	--	--	--	--	--	--	--	--	--	--	--	--	--	--	--	--	--
11/16	Green Bay	--	--	--	--	--	--	--	--	--	--	--	--	--	--	--	--	--	--
11/23	at Detroit	--	--	--	--	--	--	--	--	--	--	--	--	--	--	--	--	--	--
12/01	at New England	--	--	--	--	--	--	--	--	--	--	--	--	--	--	--	--	--	--
12/14	Washington	--	--	--	--	--	--	--	--	--	--	--	--	--	--	--	--	--	--
12/21	Minnesota	--	--	--	--	--	--	--	--	--	--	--	--	--	--	--	--	--	--
12/27	at Las Vegas	--	--	--	--	--	--	--	--	--	--	--	--	--	--	--	--	--	--
01/04	Dallas	--	--	--	--	--	--	--	--	--	--	--	--	--	--	--	--	--	--
TOTALS		3	1	1	0	0	0	0	0	0	0	2	0	0	7	33.3	33.3	2.3	

OPPONENT 2025 REGULAR SEASON GOAL-TO-GO																			
OPPONENT																			
Date	Opponent	Pos	TD	PAT	2-Pt.	Miss PAT	FG	FGA	INT	Fum	Dwns	Half	Game	Pts	TD%	Pct.	Pts/Poss	Score	
09/07	at Washington	0	0	0	0	0	0	0	0	0	0	0	0	0	0.0	0.0	0.0	0.0	
09/14	at Dallas	2	2	2	0	0	0	0	0	0	0	0	0	14	100.0	100.0	7.0	7.0	
09/21	Kansas City	1	1	0	0	1	0	0	0	0	0	0	0	6	100.0	100.0	6.0	6.0	
09/28	L.A. Chargers	--	--	--	--	--	--	--	--	--	--	--	--	--	--	--	--	--	--
10/05	at New Orleans	--	--	--	--	--	--	--	--	--	--	--	--	--	--	--	--	--	--
10/09	Philadelphia	--	--	--	--	--	--	--	--	--	--	--	--	--	--	--	--	--	--
10/19	at Denver	--	--	--	--	--	--	--	--	--	--	--	--	--	--	--	--	--	--
10/26	at Philadelphia	--	--	--	--	--	--	--	--	--	--	--	--	--	--	--	--	--	--
11/02	San Francisco	--	--	--	--	--	--	--	--	--	--	--	--	--	--	--	--	--	--
11/09	at Chicago	--	--	--	--	--	--	--	--	--	--	--	--	--	--	--	--	--	--
11/16	Green Bay	--	--	--	--	--	--	--	--	--	--	--	--	--	--	--	--	--	--
11/23	at Detroit	--	--	--	--	--	--	--	--	--	--	--	--	--	--	--	--	--	--
12/01	at New England	--	--	--	--	--	--	--	--	--	--	--	--	--	--	--	--	--	--
12/14	Washington	--	--	--	--	--	--	--	--	--	--	--	--	--	--	--	--	--	--
12/21	Minnesota	--	--	--	--	--	--	--	--	--	--	--	--	--	--	--	--	--	--
12/27	at Las Vegas	--	--	--	--	--	--	--	--	--	--	--	--	--	--	--	--	--	--
01/04	Dallas	--	--	--	--	--	--	--	--	--	--	--	--	--	--	--	--	--	--
TOTALS		3	3	2	0	1	0	0	0	0	0	0	0	20	100.0	100.0	6.7		

2025 REGULAR SEASON INDIVIDUAL GAME-BY-GAME STATS												
FIELD GOALS:		GRAHAM GANO										
DATE	OPP.	0-19	20-29	30-39	40-49	50+	TOTAL	YARDS	FGM	FGA	PCT	LG
09/07	at Washington	0/0	1/1	0/0	0/0	1/1	2/2	(21,55)	2	2	100.0%	55
09/14	at Dallas	0/0	0/0	3/3	0/0	0/0	3/3	(38,33,33)	3	3	100.0%	38
09/21	Kansas City	0/0	1/1	0/0	0/0	0/0	1/1	(25)	1	1	100.0%	25
09/28	L.A. Chargers											
10/05	at New Orleans											
10/09	Philadelphia											
10/19	at Denver											
10/26	at Philadelphia											
11/02	San Francisco											
11/09	at Chicago											
11/16	Green Bay											
11/23	at Detroit											
12/01	at New England											
12/14	Washington											
12/21	Minnesota											
12/27	at Las Vegas											
01/04	Dallas											
TOTALS		0/0	2/2	3/3	0/0	1/1	6/6		6	6	100.0%	55

2025 REGULAR SEASON INDIVIDUAL GAME-BY-GAME STATS									
PUNTING:		JAMIE GILLAN							
DATE	OPP.	NO.	YDS	AVG	TB	IN 20	LG	NET	BLK
09/07	at Washington	6	287	47.8	2	0	65	41.2	0
09/14	at Dallas	3	135	45.0	0	0	50	44.3	0
09/21	Kansas City	2	61	30.5	0	2	33	28.5	0
09/28	L.A. Chargers								
10/05	at New Orleans								
10/09	Philadelphia								
10/19	at Denver								
10/26	at Philadelphia								
11/02	San Francisco								
11/09	at Chicago								
11/16	Green Bay								
11/23	at Detroit								
12/01	at New England								
12/14	Washington								
12/21	Minnesota								
12/27	at Las Vegas								
01/04	Dallas								
TOTALS		11	483	43.9	2	2	65	39.7	0

BY GIANTS

BY OPPONENT


	PASSING	
510 yards, Eli Manning vs. Tampa Bay, Sep. 16, 2012	500 YARDS PASSING	505 yards, Drew Brees @ New Orleans, Nov. 1, 2015
41 att., Russell Wilson @ Dallas, Sep. 14, 2025	40+ PASS ATTEMPTS	52 att., Dak Prescott @ Dallas, Sep. 14, 2025
51 att., Daniel Jones vs. L.A. Rams, Oct. 17, 2021	50+ PASS ATTEMPTS	52 att., Dak Prescott @ Dallas, Sep. 14, 2025
450 yards, Russell Wilson @ Dallas, Sep. 14, 2025	400 YARDS PASSING	404 yards, Dak Prescott @ Dallas, Nov. 12, 2023
309 yards, Drew Lock vs. Indianapolis, Dec. 29, 2024	300 YARDS PASSING	361 yards, Dak Prescott @ Dallas, Sep. 14, 2025
6 tds, Eli Manning: (2, 1, 2, 50, 9, 20) @ New Orleans, Nov. 1, 2015	SIX TOUCHDOWN PASSES	* Never Has Happened *
* Never Has Happened *	SEVEN TOUCHDOWN PASSES	7 tds, Drew Brees: (34, 26, 53, 2, 21, 20, 9) @ New Orleans, Nov. 1, 2015
5 tds, Daniel Jones @ Washington, Dec. 22, 2019	FIVE+ TOUCHDOWN PASSES	5 tds, Lamar Jackson vs. Baltimore, Dec. 15, 2024
5 tds, Daniel Jones: (23, 33, 10, 9, 3) @ Washington, Dec. 22, 2019	FIVE TOUCHDOWN PASSES	5 tds, Lamar Jackson: (13, 49, 20, 21, 27) vs. Baltimore, Dec. 15, 2024
4 tds, Drew Lock: (31, 32, 5, 59) vs. Indianapolis, Dec. 29, 2024	FOUR TOUCHDOWN PASSES	4 tds, Dak Prescott: (1, 10, 41, 12) @ Dallas, Nov. 12, 2023
3 tds, Russell Wilson: (29, 32, 48) @ Dallas, Sep. 14, 2025	THREE TOUCHDOWN PASSES	3 tds, Derek Carr: (7, 23, 1) @ New Orleans, Dec. 17, 2023
2 ints, Xavier McKinney vs. Philadelphia, Jan. 7, 2024	TWO INTERCEPTION GAME	2 ints, Bobby McCain vs. Washington, Jan. 9, 2022
	RUSHING	
200 yards, Ahmad Bradshaw vs. Cleveland, Oct. 7, 2012	200+ YARDS RUSHING	206 yards, Jonathan Stewart vs. Carolina, Dec. 27, 2009
200 yards, Ahmad Bradshaw vs. Cleveland, Oct. 7, 2012	200 YARDS RUSHING	206 yards, Jonathan Stewart vs. Carolina, Dec. 27, 2009
152 yards, Saquon Barkley vs. Houston, Nov. 13, 2022	150-199 YARDS RUSHING	153 yards, Chuba Hubbard @ Carolina, Nov. 10, 2024
103 yards, Tyrone Tracy Jr. @ Carolina, Nov. 10, 2024	100 YARDS RUSHING	125 yards, Jonathan Taylor vs. Indianapolis, Dec. 29, 2024
103 yards, Tyrone Tracy Jr. @ Carolina, Nov. 10, 2024	100-149 YARDS RUSHING	125 yards, Jonathan Taylor vs. Indianapolis, Dec. 29, 2024
110 yards/107 yards, Saquon Barkley/Daniel Jones @ Jacksonville, Oct. 23, 2022	TWO 100-YARD RUSHERS	140 yards/107 yards, Marshawn Lynch/Russell Wilson @ Seattle, Nov. 9, 2014
Rodney Hampton vs. New Orleans, Sep. 24, 1995	FOUR TOUCHDOWNS RUSHING	4 tds, Marshawn Lynch: (1, 2, 3, 16) @ Seattle, Nov. 9, 2014
3 tds, Ahmad Bradshaw: (1, 1, 1) vs. Buffalo, Oct. 16, 2011	THREE TOUCHDOWNS RUSHING	3 tds, Kyren Williams: (4, 2, 28) vs. L.A. Rams, Dec. 31, 2023
2 tds, Saquon Barkley: (2, 3) vs. Philadelphia, Jan. 7, 2024	TWO TOUCHDOWNS RUSHING	2 tds, Jonathan Taylor: (3, 26) vs. Indianapolis, Dec. 29, 2024
Ahmad Bradshaw: (4, 10)/Brandon Jacobs: (8, 28) vs. Washington, Dec. 5, 2010	TWO PLAYERS WITH TWO TD RUSHING	* Never Has Happened *
Saquon Barkley: (2)/Gary Brightwell: (2)/Daniel Bellinger: (2) @ Green Bay, Oct. 9, 2022	THREE PLAYERS WITH ONE TD RUSHING	Bucky Irving: (6)/Rachaad White: (11)/Baker Mayfield: (10)/Sean Tucker: (1) vs. Tampa Bay, Nov. 24, 2024
152 yards, Saquon Barkley vs. Houston, Nov. 13, 2022	150 YARDS RUSHING	153 yards, Chuba Hubbard @ Carolina, Nov. 10, 2024
36 att., Saquon Barkley vs. N.Y. Jets, Oct. 29, 2023	30+ RUSHING ATTEMPTS	32 att., Jonathan Taylor vs. Indianapolis, Dec. 29, 2024
301 yards vs. Carolina, Dec. 21, 2008	300 YARDS RUSHING (TEAM)	350 yards @ Seattle, Nov. 9, 2014
209 yards vs. Green Bay, Dec. 11, 2023	200 YARDS RUSHING (TEAM)	220 yards @ Washington, Sep. 7, 2025
	RECEIVING	
167 yards/142 yards, Malik Nabers/Wan'Dale Robinson @ Dallas, Sep. 14, 2025	TWO 100-YARD RECEIVERS	122 yards/109 yards, Alec Pierce/Michael Pittman Jr. vs. Indianapolis, Dec. 29, 2024
222 yards, Odell Beckham Jr. vs. Baltimore, Oct. 16, 2016	200 YARDS RECEIVING	241 yards, Gary Clark vs. Washington, Oct. 27, 1986
167 yards/142 yards, Malik Nabers/Wan'Dale Robinson @ Dallas, Sep. 14, 2025	100 YARDS RECEIVING	112 yards, CeeDee Lamb @ Dallas, Sep. 14, 2025
Earnest Gray at St. Louis (Cardinals), Sep. 7, 1980	FOUR TOUCHDOWN RECEPTIONS	4 tds, Joe Horn: (50, 13, 7, 18) @ New Orleans, Dec. 14, 2003
* Never Has Happened *	FIVE TOUCHDOWN RECEPTIONS	* Never Has Happened *
3 tds, Odell Beckham Jr.: (2, 1, 50) @ New Orleans, Nov. 1, 2015	THREE TOUCHDOWN RECEPTIONS	3 tds, Mike Evans: (21, 3, 20) @ Tampa Bay, Sep. 22, 2019
2 tds, Malik Nabers: (29, 48) @ Dallas, Sep. 14, 2025	TWO TOUCHDOWN RECEPTIONS	2 tds, Rashod Bateman: (49, 20) vs. Baltimore, Dec. 15, 2024
Darius Slayton: (5, 39)/Golden Tate III: (61, 15) @ N.Y. Jets, Nov. 10, 2019	TWO PLAYERS WITH TWO TD RECEPTIONS	Brandin Cooks: (26, 21)/Willie Snead: (34, 2) @ New Orleans, Nov. 1, 2015
167 yards, Malik Nabers @ Dallas, Sep. 14, 2025	150 YARDS RECEIVING	173/151 yards, Brandin Cooks/CeeDee Lamb @ Dallas, Nov. 12, 2023
10, Wan'Dale Robinson @ Philadelphia, Jan. 5, 2025	10 OR MORE RECEPTIONS	11, CeeDee Lamb @ Dallas, Nov. 12, 2023

142 yards, Wan'Dale Robinson @ Dallas, Sep. 14, 2025	100-149 YARDS RECEIVING	112 yards, CeeDee Lamb @ Dallas, Sep. 14, 2025
167 yards, Malik Nabers @ Dallas, Sep. 14, 2025	150-199 YARDS RECEIVING	173 yards/151 yards, Brandin Cooks/CeeDee Lamb @ Dallas, Nov. 12, 2023
222 yards, Odell Beckham Jr. vs. Baltimore, Oct. 16, 2016	200-299 YARDS RECEIVING	* Never Has Happened *
DEFENSE		
76 yards, Adoree' Jackson @ Philadelphia, Dec. 25, 2023	INTERCEPTED PASS RETURNED FOR A TOUCHDOWN	27 yards/55 yards, Matthew Judon/Jessie Bates III @ Atlanta, Dec. 22, 2024
1 yards, Kayvon Thibodeaux @ Washington, Dec. 18, 2022	FUMBLE RETURNED FOR A TOUCHDOWN	99 yards, Rayshawn Jenkins @ Seattle, Oct. 6, 2024
Sam Darnold intentional grounding in end zone, vs. Carolina, Oct. 24, 2021	SAFETY SCORED	Devontae Booker tackled in end zone by Angelo Blackson, @ Chicago, Jan. 2, 2022
@ Tampa Bay, Sep. 27, 2009	SHUTOUT	vs. Dallas, Sep. 10, 2023
6.0 sk, Osi Umenyiora vs. Philadelphia, Sep. 30, 2007	FIVE+ SACK GAME	5.0 sk, Haason Reddick vs. Arizona, Dec. 13, 2020
6.0 sk, Osi Umenyiora vs. Philadelphia, Sep. 30, 2007	SIX+ SACK GAME	* Never Has Happened *
4.0 sk, Justin Tuck @ Washington, Dec. 1, 2013	FOUR SACK GAME	4.0 sk, Chandler Jones vs. Arizona, Oct. 20, 2019
3.0 sk, Dexter Lawrence II @ Seattle, Oct. 6, 2024	THREE SACK GAME	3.0 sk, Tanoh Kpassagnon @ New Orleans, Dec. 17, 2023
2.0 sk, Brian Burns @ Washington, Sep. 7, 2025	TWO SACK GAME	2.0 sk, Dante Fowler vs. Washington, Nov. 3, 2024
2 fr, Trevin Wade @ Tampa Bay, Nov. 8, 2015	TWO OPPONENT FUMBLE RECOVERIES	* Never Has Happened *
76t yards, Adoree' Jackson @ Philadelphia, Dec. 25, 2023	70+ YARD INTERCEPTION RETURN	97t yards, Devon Witherspoon vs. Seattle, Oct. 2, 2023
2 ints, Xavier McKinney vs. Philadelphia, Jan. 7, 2024	TWO INTERCEPTIONS	2 ints, Bobby McCain vs. Washington, Jan. 9, 2022
* Never Has Happened *	THREE INTERCEPTIONS	3 ints, Darren Sharper vs. Minnesota, Nov. 13, 2005
4 to @ Chicago, Jan. 2, 2022	FORCED FOUR TURNOVERS	4 to vs. Philadelphia, Jan. 7, 2024
5 to vs. San Francisco, Nov. 16, 2014	FORCED FIVE+ TURNOVERS	6 to @ Washington, Nov. 19, 2023
2 to vs. Kansas City, Sep. 21, 2025	AT LEAST ONE TURNOVER	1 to @ Dallas, Sep. 14, 2025
3 to vs. Indianapolis, Dec. 29, 2024	FORCED THREE+ TURNOVERS	3 to @ Atlanta, Dec. 22, 2024
SPECIAL TEAMS		
99 yards, Ihmir Smith-Marsette vs. Indianapolis, Dec. 29, 2024	KICKOFF RETURNED FOR A TOUCHDOWN	103 yards, Brandon Wilson @ Cincinnati, Nov. 29, 2020
94 yards, Gunner Olszewski vs. L.A. Rams, Dec. 31, 2023	PUNT RETURNED FOR A TOUCHDOWN	73 yards, Calvin Austin III @ Pittsburgh, Oct. 28, 2024
Janoris Jenkins [Johnathan Hankins blocked] vs. New Orleans, Sep. 18, 2016	BLOCKED FIELD GOAL RETURNED FOR A TOUCHDOWN	Juanyeh Thomas vs. Dallas, Sep. 10, 2023
in endzone, Eli Penny [blocked by Michael Thomas] vs. Arizona, Oct. 20, 2019	BLOCKED PUNT RETURNED FOR A TOUCHDOWN	6 yards, Chase Winovich @ New England, Oct. 10, 2019
55 yards, Graham Gano @ Washington, Sep. 7, 2025	MADE FIELD GOAL OF 50 YARDS OR LONGER	54 yards, Harrison Butker vs. Kansas City, Sep. 21, 2025
Kerry Wynn @ Denver, Oct. 15, 2017	BLOCKED FIELD GOAL	Adam Gotsis @ Denver, Oct. 15, 2017
Jamie Gillan @ Minnesota, Dec. 24, 2022	BLOCKED PUNT	Arryn Siposs vs. Philadelphia, Dec. 11, 2022
22-yard TD pass, Jeff Hostetler to Carl Banks, at Philadelphia, Oct. 8, 1989	FAKE FIELD GOAL ATTEMPT	Shaun Suisham, vs. Pittsburgh, Nov. 4, 2012
Jamie Gillan @ Washington, Sep. 15, 2024	MISSED POINT AFTER TOUCHDOWN ATTEMPT	Harrison Butker vs. Kansas City, Sep. 21, 2025
Riley Patterson [Nick McCloud blocked] @ Jacksonville, Oct. 23, 2022	POINT AFTER TOUCHDOWN ATTEMPT BLOCKED	Jamie Gillan [Ashton Gillotte blocked] vs. Kansas City, Sep. 21, 2025
Keion Crossen @ L.A. Chargers, Dec. 12, 2021	SUCCESSFUL INSIDE KICK	Daniel Brown vs. Chicago, Dec. 2, 2018
5 fg, Greg Joseph: (52, 41, 38, 22, 42) vs. Dallas, Sep. 26, 2024	FIVE FIELD GOALS	7 fg, Austin Seibert: (27, 45, 26, 27, 29, 33, 30) @ Washington, Sep. 15, 2024
* Never Has Happened *	SIX FIELD GOALS	7 fg, Austin Seibert: (27, 45, 26, 27, 29, 33, 30) @ Washington, Sep. 15, 2024
55 yards, Graham Gano @ Washington, Sep. 7, 2025	50-59 YARD FIELD GOAL TEAM/MISCELLANEOUS	54 yards, Harrison Butker vs. Kansas City, Sep. 21, 2025
604 yards vs. Tampa Bay, Sep. 16, 2022	600 TOTAL YARDS OF OFFENSE	608 yards @ New Orleans, Nov. 1, 2015
506 yards @ Dallas, Sep. 14, 2025	500 TOTAL YARDS OF OFFENSE	524 yards @ Miami, Oct. 8, 2023
420 yards @ Seattle, Oct. 6, 2024	400 TOTAL YARDS OF OFFENSE	478 yards @ Dallas, Sep. 14, 2025
vs. Dallas, Oct. 25, 2015	TOUCHDOWN ON OFFENSE, DEFENSE AND SPECIAL TEAMS	vs. Dallas, Sep. 10, 2023
Drew Lock vs. New Orleans, Dec. 8, 2024	MADE TWO-POINT CONVERSION	Deshaun Watson @ Cleveland, Sep. 22, 2024
Daniel Jones/Daniel Jones vs. Washington, Nov. 3, 2024	FAILED TWO-POINT CONVERSION	Joe Flacco vs. Indianapolis, Dec. 29, 2024
52 vs. New Orleans, Dec. 9, 2012	50 POINTS	51 vs. L.A. Rams, Nov. 5, 2017


@ New Orleans, Oct. 3, 2021	OVERTIME WIN	@ Dallas, Sep. 14, 2025
vs. Washington, Dec. 4, 2022	OVERTIME TIE	vs. Washington, Dec. 4, 2022
Giants 0 vs. Washington 6 , Jan. 9, 2022	SCORELESS FIRST HALF	Philadelphia 0 vs. Giants 3 , Nov. 28, 2021
Giants 0 at Chicago 7 , Jan. 2, 2022	SCORELESS SECOND HALF	Giants 20 vs. Carolina 0 , Oct. 24, 2021
@ Tampa Bay, Sep. 27, 2009	SHUTOUT ON THE ROAD	@ Arizona, Dec. 24, 2017
vs. Chicago, Dec. 2, 2018	OVERTIME WIN AT HOME	vs. N.Y. Jets, Oct. 29, 2023
0 to @ Washington, Sep. 7, 2025	NO TURNOVERS	0 to vs. Kansas City, Sep. 21, 2025
vs. Indianapolis, Dec. 29, 2024	NO SACKS/NO INTERCEPTIONS ALLOWED	@ Dallas, Nov. 28, 2024
31 (second half) @ Arizona, Sep. 17, 2023	30 ONE-HALF POINTS	31 (second half) @ Philadelphia, Dec. 26, 2021

WEEK 1

Northwest Stadium



21-6




WASHINGTON COMMANDERS								
PASSING	ATT	CP	YDS	SK/YD	TD	LG	INT	RTG
Jayden Daniels	30	19	233	3/21	1	34	0	98.3
TOTAL	30	19	233	3/21	1	34	0	98.3
RUSHING		ATT	YDS	AVG		LG	TD	
Jacory Croskey-Merritt		10	82	8.2		42	1	
Jayden Daniels		11	68	6.2		14	0	
Austin Ekeler		6	26	4.3		6	0	
Jeremy McNichols		4	25	6.3		13	0	
Deebo Samuel Sr.		1	19	19.0		19	1	
TOTAL		32	220	6.9		42	2	
RECEIVING		NO	YDS	AVG		LG	TD	
Deebo Samuel Sr.		7	77	11.0		21	0	
Austin Ekeler		3	31	10.3		15	0	
Zach Ertz		3	26	8.7		11	1	
Noah Brown		2	27	13.5		18	0	
Terry McLaurin		2	27	13.5		14	0	
Chris Moore		1	34	34.0		34	0	
Jaylin Lane		1	11	11.0		11	0	
TOTAL		19	233	12.3		34	1	
TOP DEFENSE		TOT	SOLO	AST	SCK	YDS	INT	
Bobby Wagner		10	5	5	0.0	0.0	0	
Frankie Luvu		7	1	6	0.0	0.0	0	
Quan Martin		5	3	2	0.0	0.0	0	
FIELD GOALS		FGM/FGA		PERCENT		RESULTS		
No Field Goals								

NEW YORK GIANTS								
PASSING	ATT	CP	YDS	SK/YD	TD	LG	INT	RTG
Russell Wilson	37	17	168	2/11	0	25	0	59.3
TOTAL	37	17	168	2/11	0	25	0	59.3
RUSHING		ATT	YDS	AVG	LG	TD		
Russell Wilson		8	44	5.5	15	0		
Tyrone Tracy Jr.		10	24	2.4	6	0		
Devin Singletary		3	9	3.0	8	0		
Cam Skattebo		2	-3	-1.5	-1	0		
TOTAL		23	74	3.2	15	0		
RECEIVING		NO	YDS	AVG	LG	TD		
Wan'Dale Robinson		6	55	9.2	20	0		
Malik Nabers		5	71	14.2	25	0		
Cam Skattebo		2	12	6.0	6	0		
Tyrone Tracy Jr.		2	11	5.5	6	0		
Daniel Bellinger		1	14	14.0	14	0		
Theo Johnson		1	5	5.0	5	0		
TOTAL		17	168	9.9	25	0		
TOP DEFENSE		TOT	SOLO	AST	SCK	YDS	INT	
Bobby Okereke		16	7	9	0.0	0.0	0	
Paulson Adebo		7	6	1	0.0	0.0	0	
Jevón Holland		7	3	4	0.0	0.0	0	
FIELD GOALS		FGM/FGA		PERCENT		RESULTS		
Graham Gano		2-2		100.0		21G, 55G		
TOTAL		2-2		100.0				


SCORING DRIVES						
TEAM	QTR	TIME	SCORING PLAY	NYG	WAS	
Commanders	1	07:00	Z.Ertz 7 yd. pass from J.Daniels (M.Gay kick) (8-89, 4:02)	0	7	
Giants	2	13:57	G.Gano 21 yd. Field Goal (16-76, 8:03)	3	7	
Commanders	2	06:14	J.Croskey-Merritt 6 yd. run (M.Gay kick) (8-58, 5:26)	3	14	
Giants	3	01:43	G.Gano 55 yd. Field Goal (12-43, 5:21)	6	14	
Commanders	4	07:09	D.Samuel 19 yd. run (M.Gay kick) (9-80, 4:57)	6	21	

WEEK 2

AT&T Stadium



40-37




DALLAS COWBOYS								
PASSING	ATT	CP	YDS	SK/YD	TD	LG	INT	RTG
Dak Prescott	52	38	361	3/18	2	33	1	96.7
TOTAL	52	38	361	3/18	2	33	1	96.7
RUSHING	ATT	YDS	AVG	LG	TD			
Javonte Williams	18	97	5.4	30t	1			
Dak Prescott	3	17	5.7	14	0			
Miles Sanders	5	15	3.0	6	1			
KaVontae Turpin	2	6	3.0	7	0			
TOTAL	28	135	4.8	30T	2			
RECEIVING	NO	YDS	AVG	LG	TD			
CeeDee Lamb	9	112	12.4	33	0			
Jake Ferguson	9	78	8.7	19	0			
Javonte Williams	6	33	5.5	11	0			
George Pickens	5	68	13.6	27	1			
KaVontae Turpin	4	47	11.8	16	1			
Jalen Tolbert	2	16	8.0	11	0			
Miles Sanders	2	4	2.0	3	0			
Brevyn Spann-Ford	1	3	3.0	3	0			
TOTAL	38	361	9.5	33	2			
TOP DEFENSE	TOT	SOLO	AST	SCK	YDS	INT		
Kaiir Elam	9	6	3	0.0	0.0	0		
Kenneth Murray	9	5	4	0.0	0.0	0		
Jack Sanborn	9	4	5	0.0	0.0	0		
FIELD GOALS	FGM/FGA	PERCENT	RESULTS					
Brandon Aubrey	4-4	100.0	51G, 44G, 64G, 46G					
TOTAL	4-4	100.0						

NEW YORK GIANTS								
PASSING	ATT	CP	YDS	SK/YD	TD	LG	INT	RTG
Russell Wilson	41	30	450	3/28	3	52	1	123.0
TOTAL	41	30	450	3/28	3	52	1	123.0
RUSHING	ATT	YDS	AVG	LG	TD			
Cam Skattebo	11	45	4.1	24	1			
Russell Wilson	3	23	7.7	15	0			
Tyrone Tracy Jr.	5	15	3.0	9	0			
Devin Singletary	1	4	4.0	4	0			
Jaxson Dart	1	-3	-3.0	-3	0			
TOTAL	21	84	4.0	24	1			
RECEIVING	NO	YDS	AVG	LG	TD			
Malik Nabers	9	167	18.6	48+	2			
Wan'Dale Robinson	8	142	17.8	50	1			
Tyrone Tracy Jr.	4	36	9.0	14	0			
Theo Johnson	4	34	8.5	14	0			
Darius Slayton	2	61	30.5	52	0			
Cam Skattebo	2	14	7.0	9	0			
Devin Singletary	1	-4	-4.0	-4	0			
TOTAL	30	450	15.0	52	3			
TOP DEFENSE	TOT	SOLO	AST	SCK	YDS	INT		
Paulson Adebo	13	11	2	0.0	0.0	0		
Dru Phillips	11	8	3	0.0	0.0	1		
Bobby Okereke	10	4	6	0.0	0.0	0		
FIELD GOALS	FGM/FGA	PERCENT	RESULTS					
Graham Gano	3-3	100.0	38G, 33G, 33G					
TOTAL	3-3	100.0						


SCORING DRIVES								
TEAM	QTR	TIME	SCORING PLAY	NYG	DAL			
Giants	1	06:11	G.Gano 38 yd. Field Goal (16-60, 8:49)	3	0			
Giants	1	01:05	G.Gano 33 yd. Field Goal (8-55, 3:42)	6	0			
Cowboys	2	08:25	B.Aubrey 51 yd. Field Goal (8-42, 3:49)	6	3			
Giants	2	05:37	M.Nabers 29 yd. pass from R.Wilson (G.Gano kick) (5-70, 2:48)	13	3			
Cowboys	2	02:11	K.Turpin 10 yd. pass from D.Prescott (B.Aubrey kick) (8-64, 3:26)	13	10			
Cowboys	3	07:20	J.Williams 30 yd. run (B.Aubrey kick) (6-90, 3:00)	13	17			
Giants	3	05:38	G.Gano 33 yd. Field Goal (5-52, 1:42)	16	17			
Cowboys	4	14:13	B.Aubrey 44 yd. Field Goal (11-56, 6:25)	16	20			
Giants	4	12:07	C.Skattebo 1 yd. run (G.Gano kick) (4-60, 2:06)	23	20			
Cowboys	4	06:14	M.Sanders 4 yd. run (B.Aubrey kick) (10-85, 5:53)	23	27			
Giants	4	02:44	W.Robinson 32 yd. pass from R.Wilson (G.Gano kick) (7-63, 3:30)	30	27			
Cowboys	4	00:52	G.Pickens 6 yd. pass from D.Prescott (B.Aubrey kick) (11-71, 1:52)	30	34			
Giants	4	00:25	M.Nabers 48 yd. pass from R.Wilson (G.Gano kick) (3-63, 0:27)	37	34			
Cowboys	4	00:00	B.Aubrey 64 yd. Field Goal (4-21, 0:25)	37	37			
Cowboys	OT	00:00	B.Aubrey 46 yd. Field Goal (4-42, 2:00)	37	40			

WEEK 3

MetLife Stadium



22-9



KANSAS CITY CHIEFS								
PASSING	ATT	CP	YDS	SK/YD	TD	LG	INT	RTG
Patrick Mahomes	37	22	224	2/23	1	33	0	85.9
TOTAL	37	22	224	2/23	1	33	0	85.9
RUSHING	ATT	YDS	AVG	LG	TD			
Isiah Pacheco	10	45	4.5	10	0			
Kareem Hunt	10	34	3.4	6	1			
Brashard Smith	2	13	6.5	8	0			
Nikko Remigio	1	11	11.0	11	0			
Patrick Mahomes	5	2	0.4	4	0			
TOTAL	28	105	3.8	11	1			
RECEIVING	NO	YDS	AVG	LG	TD			
Tyquan Thornton	5	71	14.2	33	1			
JuJu Smith-Schuster	4	55	13.8	27	0			
Hollywood Brown	4	42	10.5	17	0			
Travis Kelce	4	26	6.5	13	0			
Noah Gray	3	17	5.7	10	0			
Kareem Hunt	1	10	10.0	10	0			
Isiah Pacheco	1	3	3.0	3	0			
TOTAL	22	224	10.2	33	1			
TOP DEFENSE	TOT	SOLO	AST	SCK	YDS	INT		
Nick Bolton	14	6	8	0.0	0.0	0		
George Karlaftis	10	8	2	1.0	4.0	0		
Jaylen Watson	7	5	2	0.0	0.0	1		
FIELD GOALS	FGM/FGA	PERCENT	RESULTS					
Harrison Butker	3-4	75.0	54G, 48G, 40WR, 28G					
TOTAL	3-4	75.0						

NEW YORK GIANTS									
PASSING	ATT	CP	YDS	SK/YD	TD	LG	INT	RTG	
Russell Wilson	32	18	160	2/9	0	26	2	43.8	
TOTAL	32	18	160	2/9	0	26	2	43.8	
RUSHING	ATT		YDS		AVG		LG	TD	
Cam Skattebo	10		60		6.0		13t	1	
Tyrone Tracy Jr.	7		29		4.1		10	0	
Russell Wilson	5		27		5.4		14	0	
Devin Singletary	4		11		2.8		4	0	
Jaxson Dart	1		3		3.0		3	0	
TOTAL	27		130		4.8		14	1	
RECEIVING	NO		YDS		AVG		LG	TD	
Cam Skattebo	6		61		10.2		21	0	
Darius Slayton	4		30		7.5		14	0	
Malik Nabers	2		13		6.5		9	0	
Tyrone Tracy Jr.	2		7		3.5		4	0	
Wan'Dale Robinson	1		26		26.0		26	0	
Theo Johnson	1		10		10.0		10	0	
Chris Manhertz	1		7		7.0		7	0	
Daniel Bellinger	1		6		6.0		6	0	
TOTAL	18		160		8.9		26	0	
TOP DEFENSE	TOT		SOLO		AST		SCK	YDS	INT
Bobby Okereke	8		4		4		0.0	0.0	0
Paulson Adebo	7		6		1		0.0	0.0	0
Brian Burns	6		5		1		1.0	15.0	0
FIELD GOALS			FGM/FGA				PERCENT		RESULTS
Graham Gano			1-1				100.0		25G
TOTAL			1-1				100.0		

SCORING DRIVES								
TEAM	QTR	TIME	SCORING PLAY	KC	NYG			
Chiefs	1	03:45	H.Butker 54 yd. Field Goal (12-36, 5:21)	3	0			
Chiefs	2	09:48	H.Butker 48 yd. Field Goal (9-51, 5:23)	6	0			
Giants	2	01:44	C.Skattebo 13 yd. run (kick blocked) (8-70, 3:40)	6	6			
Chiefs	2	00:00	H.Butker 28 yd. Field Goal (7-69, 0:49)	9	6			
Chiefs	3	08:22	T.Thornton 5 yd. pass from P.Mahomes (H.Butker kick) (11-74, 6:38)	16	6			
Giants	4	10:12	G.Gano 25 yd. Field Goal (12-73, 5:57)	16	9			
Chiefs	4	06:03	K.Hunt 1 yd. run (kick failed, wl) (9-77, 4:09)	22	9			



RECORD BOOK

GIANTS

SINCE 1925

NEW YORK FOOTBALL GIANTS

BIG BLUE

G-MEN

GIANTS

TOP TENS

TOP TEN RUSHERS (BASED ON RUSHING YARDAGE)

Player	Years	Attempts	Yards	Avg	Lg	TD
1. Tiki Barber	1997-06	2,217	10,449	4.7	95†	55
2. Rodney Hampton	1990-97	1,824	6,897	3.8	63†	49
3. Joe Morris	1982-89	1,318	5,296	4.0	65†	48
4. Saquon Barkley	2018-23	1,201	5,211	4.3	78	35
5. Brandon Jacobs	2005-11, 13	1,136	5,087	4.5	73	60
6. Alex Webster	1955-64	1,196	4,638	3.9	71	39
7. Ahmad Bradshaw	2007-12	921	4,232	4.6	88	32
8. Ron Johnson	1970-75	1,066	3,836	3.6	68	33
9. Frank Gifford	1952-60, 62-64	840	3,609	4.3	79	34
10. Doug Kotar	1974-81	900	3,380	3.8	53	20

TOP TEN PASSERS (BASED ON PASSING YARDAGE)

Player	Year	Att.	Comp.	Yards	Pct.	TDs	Ints
1. Eli Manning	2004-19	8,119	4,895	57,023	60.3	366	244
2. Phil Simms	1979-93	4,647	2,576	33,462	55.4	199	157
3. Charlie Conerly	1948-61	2,833	1,418	19,488	50.0	173	167
4. Kerry Collins	1999-03	2,473	1,447	16,875	58.5	81	70
5. Daniel Jones	2019-24	2,241	1,437	14,582	64.1	70	47
6. Fran Tarkenton	1967-71	1,898	1,051	13,905	55.4	103	72
7. Y.A. Tittle	1961-64	1,308	731	10,439	55.9	96	68
8. Dave Brown	1992-97	1,391	766	8,806	55.1	40	49
9. Scott Brunner	1980-83	986	482	6,121	48.9	28	48
10. Craig Morton	1974-76	884	461	5,734	52.1	29	49

TOP TEN RECEIVERS (BASED ON NUMBER OF RECEPTIONS)

Player	Years	No.	Yards	Avg	Lg	TD
1. Amani Toomer	1996-08	668	9,497	14.2	82	54
2. Tiki Barber	1997-06	586	5,183	8.8	87	12
3. Joe Morrison	1959-72	395	4,993	12.6	70	47
4. Odell Beckham, Jr.	2014-18	390	5,476	14.0	87†	44
5. Sterling Shepard	2016-23	372	4,095	11.2	77	23
6. Jeremy Shockey	2002-07	371	4,228	11.4	59	27
7. Ike Hilliard	1997-04	368	4,630	12.6	59	27
8. Frank Gifford	1952-60, 62-64	367	5,434	14.8	77	43
9. Chris Calloway	1992-98	334	4,710	14.1	68	27
10. Bob Tucker	1970-77	327	4,376	13.4	63	22

TOP TEN SCORERS (BASED ON TOTAL POINTS)

Player	Years	Tot	Rush	Rec	Ret	2pt.	FGs	PATs	Total Pts.
1. Pete Gogolak	1966-74	0	0	0	0		126	268	646
2. Lawrence Tynes	2007-12	0	0	0	0		122	220	586
3. Brad Daluiso	1993-00	0	0	0	0		123	157	526
4. Frank Gifford	1952-64	78	34	43	1		2	10	484
5. Joe Danelo	1976-82	0	0	0	0		104	170	482
6. Graham Gano	2020-25	0	0	0	0	0	115	97	442
7. Tiki Barber	1997-06	68	55	12	1	4	0	0	416
8. Josh Brown	2013-16	0	0	0	0		88	128	392
9. Joe Morrison	1959-72	65	18	47	0		0	0	390
10. Brandon Jacobs	2005-11, 2013	64	60	4	0	1	0	0	386

TOP TEN INTERCEPTORS (BASED ON NUMBER OF INTERCEPTIONS)

Player	Years	No	Ret. Yds	Avg	TD
1. Emlen Tunnell	1949-58	74	1,240	16.8	4
2. Jim Patton	1955-66	52	712	13.7	2
3. Carl Lockhart	1965-75	41	475	11.6	3
4. Willie Williams	1965, 67-73	35	462	13.2	0
5. Dick Lynch	1959-66	35	568	16.2	4
6. Tom Landry	1950-55	31	360	11.6	3
7. Terry Kinard	1983-89	27	574	21.3	2
8. Terry Jackson	1978-83	24	282	11.8	2
9. Phillippi Sparks	1992-99	22	163	7.4	0
10. Corey Webster	2005-13	20	226	11.3	1
Frank Reagan	1941, 46-48	20	376	18.8	0
Howard Livingston	1944-47	20	375	18.8	1

TOP TEN PUNT RETURNS (BASED ON RETURN YARDS)

Player	Years	No	FC	Yds.	Avg.	Long	TD
1. David Meggett	1989-94	202	80	2,230	11.0	76†	6
2. Emlen Tunnell	1948-58	261	NA	2,206	8.5	81	5
3. Phil McConkey	1984-88	213	84	1,708	8.0	37	0
4. Tiki Barber	1997-01	122	45	1,177	9.6	85†	1
5. Amani Toomer	1996-01	109	52	1,060	9.7	81†	3
6. Leon Bright	1981-83	106	0	852	8.0	55	0
7. Chad Morton	2005-06	76	29	721	9.5	58	1
8. Domenik Hixon	2007-12	49	33	565	11.5	79†	1
9. Dwayne Harris	2015-16	70	26	559	8.0	80†	1
10. Bob Hammond	1976-79	60	14	512	8.5	68†	1

TOP TEN KICKOFF RETURNERS (BASED ON RETURN YARDAGE)

Player	Years	No	Yds	Avg	Long	TD
1. Clarence Childs	1964-67	126	3,163	25.1	100	2
2. David Meggett	1989-94	146	2,989	20.5	92†	1
3. Willie Ponder	2003-05	71	1,872	26.4	95†	2
4. Ahmad Bradshaw	2007-12	77	1,788	23.2	68	0
5. Rocky Thompson	1971-73	65	1,768	27.2	93	2
6. David Wilson	2012-13	66	1,755	26.6	97†	1
7. David Patten	1997-99	84	1,724	20.5	90†	1
8. Domenik Hixon	2007-12	68	1,692	24.9	83	1
9. Joe Scott	1948-53	54	1,467	27.2	NA	1
10. Ron Dixon	2000-02	67	1,364	20.4	44	0

TOP TEN SACK LEADERS (OFFICIAL STATISTIC ONLY SINCE 1982)

Player	Years	Sacks
1. Michael Strahan	1993-07	141.5
2. Lawrence Taylor*	1981-93	132.5
3. Leonard Marshall	1983-92	79.5
4. Osi Umenyiora	2003-12	75.0
5. Keith Hamilton	1992-03	63.0
6. Justin Tuck	2005-13	60.5
7. Jason Pierre-Paul	2010-17	58.5
8. George Martin**	1975-88	46.0
9. Mathias Kiwanuka	2006-13	38.5
10. Carl Banks	1984-92	36.0

*Taylor had 9.5 sacks as a rookie in 1981, the year before they became an official statistic.

**Martin had 50.0 sacks from 1975-81

SERVICE

MOST SEASONS, ACTIVE PLAYER

- 16 Eli Manning (2004-19)
 15 Michael Strahan (1993-07)
 Phil Simms (1979-93)
 Mel Hein (1931-45)
 14 George Martin (1975-88)
 Joe Morrison (1959-72)
 Charlie Conerly (1948-61)
 13 Zak DeOssie (2007-19)
 Amani Toomer (1996-08)
 Howard Cross (1989-01)
 Lawrence Taylor (1981-93)
 Harry Carson (1976-88)
 Greg Larson (1961-73)
 Jim Katcavage (1956-68)
 Rosie Brown (1953-65)

MOST GAMES PLAYED, CAREER

- 236 Eli Manning (2004-19)
 216 Michael Strahan (1993-07)
 207 Howard Cross (1989-01)
 201 George Martin (1975-88)
 199 Zak DeOssie (2007-19)
 190 Amani Toomer (1996-08)
 184 Lawrence Taylor (1981-93)
 Joe Morrison (1959-72)
 Greg Larson (1961-73)
 173 Greg Larson (1961-73)
 173 Harry Carson (1976-88)

MOST SEASONS, HEAD COACH

- 23 Steve Owen (1931-53)
 12 Tom Coughlin (2004-15)
 8 Bill Parcells (1983-90)
 Allie Sherman (1961-68)
 7 Jim Fassel (1997-03)
 Jim Lee Howell (1954-60)

SCORING

MOST SEASONS LEADING LEAGUE

- 1 Jay Feely (2005)(kickers only)
 Don Chandler (1963)
 Gene Roberts (1949) tied
 Ken Strong (1933) tied

MOST POINTS, CAREER

- 646 Pete Gogolak (1966-74) (268-pat, 126-fg)
 586 Lawrence Tynes (2007-12) (220-pat, 122-fg)
 526 Brad Daluiso (1993-00) (157-pat, 123-fg)
 484 Frank Gifford (1950-60, 62-64) (78-td, 10-pat, 2-fg)
 482 Joe Danelo (1976-92) (170-pat, 104-fg)

MOST POINTS, SEASON

- 148 Jay Feely 2005 (43-pat, 35-fg)
 145 Lawrence Tynes 2012 (46-pat, 33-fg)
 143 John Carney 2008 (38-pat, 35-fg)
 134 Josh Brown 2015 (44-pat, 30-fg)
 127 Aldrick Rosas 2018 (31-pat, 32-fg)
 Ali Haji-Sheikh 1983 (22-pat, 35-fg)
 126 Lawrence Tynes 2009 (45-pat, 27-fg)
 Joe Morris 1985 (21-tds)
119 Graham Gano 2022 (32-pat, 29-fg)

MOST POINTS, ROOKIE SEASON

- 127 Ali Haji-Sheikh 1983 (22-pat, 35-fg)
 108 Matt Bryant 2002 (30-pat, 26-fg)

MOST POINTS, GAME

- 24 Rodney Hampton, vs. New Orleans Sept. 24, 1995
 Earnest Gray, at St. Louis Sept. 7, 1980
 Ron Johnson, at Philadelphia Oct. 2, 1972
 20 Joe Danelo, at Seattle Oct. 18, 1981

MOST CONSECUTIVE GAMES SCORING

- 61 Lawrence Tynes (2009-12)
 Pete Gogolak (1969-73)

TOUCHDOWNS

MOST SEASONS LEADING LEAGUE

- 2 Bill Paschal (1943 tied, 1944 tied)
 1 Joe Morris (1985)
 Homer Jones (1967)
 Gene Roberts (1949)

MOST TOUCHDOWNS, CAREER

- 78 Frank Gifford (1952-60, 62-64)
 68 Tiki Barber (1997-06)
 65 Joe Morrison (1959-72)
 64 Brandon Jacobs (2005-11, 13)
 58 Amani Toomer (1996-2008)

MOST TOUCHDOWNS, SEASON

- 21 Joe Morris (1985)
 17 Gene Roberts (1949)
 15 Saquon Barkley (2018)
 Brandon Jacobs (2008)
 Tiki Barber (2004)
 Joe Morris (1986)
 14 Rodney Hampton (1992)
 Ottis Anderson (1989)
 Joe Morris (1986)
 Ron Johnson (1972)
 Homer Jones (1967)

MOST TOUCHDOWNS, ROOKIE SEASON

- 15 Saquon Barkley (2018)
 12 Odell Beckham Jr. (2014)
 Bill Paschal (1943)

8 Darius Slayton (2019)**7 Malik Nabers (2024)**

MOST TOUCHDOWNS, GAME

- 4 Rodney Hampton, vs. New Orleans Sept. 24, 1995
 Earnest Gray, at St. Louis Sept. 7, 1980
 Ron Johnson, at Philadelphia Oct. 2, 1972
 3 By 28 players, Last: Saquon Barkley, vs. Tampa Bay Nov. 18, 2018

MOST CONSECUTIVE GAMES SCORING TOUCHDOWNS

- 10 Frank Gifford (1957-58)
 7 Tiki Barber (2004)
 Kyle Rote (1959-60)
 Bill Paschal (1944)
 6 Plaxico Burress (2007)
 Tiki Barber (2004-05)
 Joe Morris (1985-86)
 Frank Gifford (1953)

POINTS AFTER TOUCHDOWN

MOST SEASONS LEADING LEAGUE

- 1 Don Chandler (1963)
 Pat Summerall (1961)
 Ward Cuff (1938)

MOST POINTS AFTER TOUCHDOWN ATTEMPTED, CAREER

- 277 Pete Gogolak (1966-74)
 220 Lawrence Tynes (2007-12)
 176 Joe Danelo (1976-82)
 159 Ben Agajanian (1949, 54-57)
 Brad Daluiso (19993-00)

MOST POINTS AFTER TOUCHDOWN ATTEMPTED, SEASON

- 56 Don Chandler (1963)
 48 Don Chandler (1962)
 46 Lawrence Tynes (2012)
 Pat Summerall (1961)
 45 Josh Brown (2015)

MOST POINTS AFTER TOUCHDOWN, CAREER

- 268 Pete Gogolak (1966-74)
 220 Lawrence Tynes (2007-12)
 170 Joe Danelo (1976-82)
 157 Brad Daluiso (1993-00)
 Ben Agajanian (1949, 54-57)

MOST POINTS AFTER TOUCHDOWN, SEASON

- 52 Don Chandler (1963)
 47 Don Chandler (1962)
 46 Lawrence Tynes (2012)
 Pat Summerall (1961)
 45 Lawrence Tynes (2009)

MOST POINTS AFTER TOUCHDOWN, GAME

- 8 Pete Gogolak, vs. Philadelphia Nov. 26, 1972
 7 on 8 occasions, most recently by Josh Brown, at New Nov. 1, 2015
 Orleans

MOST CONSECUTIVE POINTS AFTER TOUCHDOWN

- 204 Lawrence Tynes (2007-2012)
 133 Pete Gogolak (1967-72)
 126 Pat Summerall (1958-61)
 85 Brad Daluiso (1993-00)
 82 Josh Brown (2013-15)

MOST POINTS AFTER TOUCHDOWN (NO MISSES), SEASON

- 46 Lawrence Tynes (2012)
 Pat Summerall (1961)

- 45 Lawrence Tynes (2009)
 44 Josh Brown (2014)
 43 Lawrence Tynes (2010)
 Lawrence Tynes (2011)
 Jay Feely (2005)

FIELD GOALS

MOST SEASONS LEADING LEAGUE

- 3 Ward Cuff (1938, tied, 1939, 1943, tied)
 1 Ali Haji-Sheikh (1983)
 Pat Summerall (1959)
 Ken Strong (1944)

MOST FIELD GOALS ATTEMPTED, CAREER

- 219 Pete Gogolak (1966-74)
 176 Joe Danelo (1976-82)
 160 Brad Daluiso (1993-00)
 146 Lawrence Tynes (2007-12)
131 Graham Gano (2020-25)

MOST FIELD GOALS ATTEMPTED, SEASON

- 42 Jay Feely (2005)
 Ali Haji-Sheikh (1983)
 41 Pete Gogolak (1970)
 39 Lawrence Tynes (2012)
 38 John Carney (2008)
 Joe Danelo (1981)

MOST FIELD GOALS ATTEMPTED, GAME

- 6 on six occasions, most recently by Oct. 30, 2005
 Jay Feely, vs. Washington

MOST FIELD GOALS, CAREER

- 126 Pete Gogolak (1966-74)
 123 Brad Daluiso (1993-00)
 122 Lawrence Tynes (2007-12)
115 Graham Gano (2020-25)
 104 Joe Danelo (1976-82)

MOST FIELD GOALS, SEASON

- 35 John Carney (2008)
 Jay Feely (2005)
 Ali Haji-Sheikh (1983)
 33 Lawrence Tynes (2012)
 32 Aldrick Rosas (2018)
31 Graham Gano (2020)
 30 Josh Brown (2015)
29 Graham Gano (2021, 2022)
 27 Lawrence Tynes (2009)

MOST FIELD GOALS, GAME

- 6 Joe Danelo, at Seattle Oct. 18, 1981
 5 Greg Joseph, vs. Dallas Sept. 26, 2024
Graham Gano, at Washington Sept. 16, 2021
 Josh Brown, at Tennessee Dec. 7, 2014
 Josh Brown, at Philadelphia Oct. 27, 2013
 Lawrence Tynes, at Dallas Oct. 28, 2012
 Lawrence Tynes, at Carolina Sept. 20, 2012
 Jay Feely, vs. Washington Oct. 30, 2005
 Steve Christie, at Cincinnati Dec. 26, 2004
 Raul Allegre, at Minnesota Nov. 16, 1986
 Eric Schubert, vs. Tampa Bay Nov. 3, 1985
 Ali Haji-Sheikh, at Washington Dec. 17, 1983

MOST CONSECUTIVE GAMES KICKING FIELD GOALS

- 26 Lawrence Tynes (2011-12)
 18 Joe Danelo (1977-79)
 15 Lawrence Tynes (2009)
 Jay Feely (2005)
 Raul Allegre (1987-89)
 Ali Haji-Sheikh (1983)
 14 Aldrick Rosas (2017-18)
 Pat Summerall (1960-61)

MOST CONSECUTIVE SUCCESSFUL FIELD GOAL ATTEMPTS

- 37 Graham Gano (2020-21)**
 29 Josh Brown (2014-15)
 20 Aldrick Rosas (2018-2019)
 17 Josh Brown (2013)
 16 Lawrence Tynes (2010)
 14 Ali Haji-Sheikh (1983)
 Brad Daluiso (1996)
 John Carney (2008)

LONGEST FIELD GOALS (IN YARDS)

- 57 Graham Gano, at San Francisco Sept. 21, 2023**
Graham Gano, at Dallas Nov. 24, 2022
 Aldrick Rosas, vs. Chicago Bears Dec. 2, 2018
56 Graham Gano, vs. Carolina Sept. 18, 2022
 Ali Haji-Sheikh, at Detroit Nov. 7, 1983

- Ali Haji-Sheikh, vs. Green Bay Sept. 26, 1983
55 Graham Gano, at Washington Sept. 7, 2025
Graham Gano, vs. Seattle Oct. 2, 2023
Graham Gano, at Minnesota Dec. 24, 2022
Graham Gano, at Washington Sept. 16, 2021
Graham Gano, vs. Dallas Oct. 11, 2020
 Joe Danelo, vs. New Orleans Sept. 20, 1981
54 on six occasions, most recently by Graham Gano, at Philadelphia Dec. 26, 2021
53 on 10 occasions, most recently by Graham Gano, at Philadelphia Jan. 5, 2025
 on 16 occasions, most recently by Greg Joseph, vs. Dallas Sept. 26, 2024
51 on 17 occasions, most recently by Graham Gano, at Miami Oct. 8, 2023
50 on 20 occasions, most recently by Graham Gano, vs. Minnesota Sept. 15, 2024

HIGHEST FIELD GOAL PERCENTAGE, CAREER (50 ATTEMPTS)

- 91.7 Josh Brown 88-96 (2013-16)
87.8 Graham Gano 115-131 (2020-25)
 84.1 Jay Feely 58-69 (2005-06)
 83.6 Lawrence Tynes 122-146 (2007-12)
 82.4 Aldrick Rosas 61-74 (2017-19)
 76.9 Brad Daluiso 123-160 (1993-00)

HIGHEST FIELD GOAL PERCENTAGE, SEASON (14 ATTEMPTS)

- 97.0 Aldrick Rosas 32-33 (2018)
96.9 Graham Gano 31-32 (2020)
 93.8 Josh Brown 30-32 (2015)
 92.3 Josh Brown 24-26 (2014)
 92.1 John Carney 35-38 (2008)
90.6 Graham Gano 29-32 (2022)
 88.9 Brad Daluiso 24-27 (1996)

MOST FIELD GOALS MADE, 50 OR MORE YARDS, CAREER

- 26 Graham Gano (2020-25)**
 9 Joe Danelo (1976-82)
 8 Josh Brown (2013-15)
 7 Aldrick Rosas (2017-2018)
 6 Brad Daluiso (1993-00)
 5 Lawrence Tynes (2007-12)
 3 Jay Feely (2005)
 Steve Christie (2004)
 Raul Allegre (1986-91)
 Ali Haji-Sheikh (1983-85)

MOST FIELD GOALS, 50 OR MORE YARDS, SEASON

- 8 Graham Gano (2022)**
7 Graham Gano (2021)
5 Graham Gano (2020)
 4 Aldrick Rosas (2018)
 Josh Brown (2014)
3 Graham Gano (2023)
 Aldrick Rosas (2017)
 Josh Brown (2015)
 Jay Feely (2005)
 Steve Christie (2004)
 Joe Danelo (1981)

SAFETIES

MOST SAFETIES, SEASON

- 1 by many players, Last: Sam Beal, vs. Miami (tackled in Dec. 15, 2019 end zone)

MOST SAFETIES, GAME

- 1 by many players, Last: Sam Beal, vs. Miami (tackled in Dec. 15, 2019 end zone)

MOST SAFETIES, CAREER

- 3 Jim Katcavage (1956-68)
 2 Leonard Marshall (1983-92)
 1 by many players

RUSHING

MOST SEASONS LEADING LEAGUE

- 2 Bill Pascal (1943-44)
 1 Eddie Price (1951)
 Tuffy Leemans (1936)

ATTEMPTS

MOST ATTEMPTS, CAREER

- 2,217 Tiki Barber (1997-06)
 1,824 Rodney Hampton (1990-97)
 1,318 Joe Morris (1982-89)
 1,201 Saquon Barkley (2018-23)
 1,196 Alex Webster (1955-64)

MOST ATTEMPTS, SEASON

357	Tiki Barber (2005)
341	Joe Morris (1986)
327	Rodney Hampton (1994)
	Tiki Barber (2006)
325	Ottis Anderson (1989)
322	Tiki Barber (2004)
307	Joe Morris (1988)

MOST ATTEMPTS, GAME

43	Butch Woolfolk, at Philadelphia	Nov. 20, 1983
41	Rodney Hampton, vs. Rams	Sept. 19, 1993
38	Joe Montgomery, vs. New York Jets	Dec. 5, 1999
	Harry Newman, vs. Green Bay	Nov. 11, 1934
36	Saquon Barkley, vs. Jets	Oct. 29, 2023
	Joe Morris, vs. Pittsburgh	Dec. 21, 1985
	Ron Johnson, at Philadelphia	Oct. 2, 1972
35	Saquon Barkley, vs. Houston	Nov. 13, 2022
34	on four occasions, most recently by Rashad Jennings, vs. Houston	Sept. 21, 2014
33	on three occasions, most recently by Rodney Hampton, vs. New Orleans	Sept. 24, 1995
32	on five occasions, most recently by Tiki Barber, at Philadelphia	Dec. 11, 2005
31	on three occasions, most recently by Saquon Barkley, vs. Chicago	Oct. 2, 2022
30	on 10 occasions, most recently by Andre Brown, vs. Oakland	Nov. 10, 2013

YARDS**MOST YARDS GAINED, CAREER**

10,449	Tiki Barber (1997-06)
6,897	Rodney Hampton (1990-97)
5,296	Joe Morris (1982-89)
5,211	Saquon Barkley (2018-23)
5,087	Brandon Jacobs (2005-11, 2013)
4,638	Alex Webster (1955-64)
4,232	Ahmad Bradshaw (2007-12)
3,836	Ron Johnson (1970-75)

MOST YARDS GAINED, SEASON

1,860	Tiki Barber (2005)
1,662	Tiki Barber (2006)
1,518	Tiki Barber (2004)
1,516	Joe Morris (1986)
1,387	Tiki Barber (2002)
1,336	Joe Morris (1985)
1,312	Saquon Barkley (2022)
1,307	Saquon Barkley (2018)
1,235	Ahmad Bradshaw (2010)
1,216	Tiki Barber (2003)
1,182	Rodney Hampton (1995)
	Ron Johnson (1972)
1,141	Rodney Hampton (1992)
1,089	Brandon Jacobs (2008)
1,083	Joe Morris (1988)
1,077	Rodney Hampton (1993)
1,075	Rodney Hampton (1994)
1,063	Gary Brown (1998)
1,059	Rodney Hampton (1991)
1,027	Ron Johnson (1970)
1,025	Derrick Ward (2008)
1,023	Ottis Anderson (1989)
1,015	Ahmad Bradshaw (2012)

MOST YARDS GAINED, ROOKIE SEASON

1,307	Saquon Barkley (2018)
839	Tyrone Tracy Jr. (2024)
830	Tuffy Leeman (1936)
770	Ron Dayne (2000)
721	Andre Williams (2014)

MOST YARDS GAINED, GAME

234	Tiki Barber, at Washington	Dec. 30, 2006
220	Tiki Barber, vs. Kansas City	Dec. 17, 2005
218	Gene Roberts, vs. Chicago Cardinals	Nov. 12, 1950
215	Derrick Ward, vs. Carolina	Dec. 21, 200
206	Tiki Barber, vs. Washington	Oct. 30, 2005
203	Tiki Barber, at Oakland	Dec. 31, 2005
	Tiki Barber, vs. Philadelphia	Dec. 28, 2002
202	Joe Morris, vs. Pittsburgh	Dec. 21, 1985
200	Ahmad Bradshaw, vs. Cleveland	Oct. 7, 2012
189	Saquon Barkley, at Washington	Dec. 22, 2019
188	Bill Paschal, vs. Washington	Dec. 5, 1943
187	Rodney Hampton, at Dallas	Dec. 17, 1995
185	Tiki Barber, at Atlanta	Oct. 15, 2006

182	Tiki Barber, at Green Bay	Oct. 3, 2004
181	Joe Morris, vs. Dallas	Nov. 2, 1986
	Joe Morris, vs. Washington	Oct. 27, 1986

MOST GAMES 100 YARDS OR MORE RUSHING, CAREER

38	Tiki Barber (1997-06)
19	Joe Morris (1982-89)
17	Rodney Hampton (1990-97)
17	Saquon Barkley (2018-23)
13	Brandon Jacobs (2005-11, 2013)
12	Ahmad Bradshaw (2007-12)
11	Eddie Price (1950-55)
10	Ron Johnson (1970-75)

MOST GAMES, 100 YARDS OR MORE RUSHING, SEASON

9	Tiki Barber (2004)
8	Tiki Barber (2005)
	Tiki Barber (2006)
	Joe Morris (1986)
7	Saquon Barkley (2018)
6	Gary Brown (1998)
	Joe Morris (1985)
5	Brandon Jacobs (2007)
	Rodney Hampton (1993)

LONGEST RUN FROM SCRIMMAGE

95	Tiki Barber, at Oakland	Dec. 31, 2005
91	Hap Moran, vs. Green Bay	Nov. 23, 1930
88	Ahmad Bradshaw, at Buffalo	Dec. 23, 2007
80	Eddie Price, at Philadelphia	Dec. 9, 1951
80	Daniel Jones, at Philadelphia	Oct. 22, 2020
79	Frank Gifford, vs. Washington	Nov. 29, 1959
78	Tiki Barber, vs. Arizona	Sept. 3, 2000
77	Bill Paschal, vs. Cleveland Rams	Nov. 4, 1945

HIGHEST AVERAGE GAIN, CAREER (500 ATTEMPTS)

4.71	Tiki Barber, 1997-2006 (2,217-10,449)
4.60	Ahmad Bradshaw, 2007-2012 (921-4,232)
4.48	Brandon Jacobs, 2005-11, 2013 (1,136-5,087)
4.34	Saquon Barkley, 2018-23 (1,201-5,211)
4.30	Frank Gifford, 1952-60, 62-64 (840-3,609)
4.14	Mel Triplett, 1955-60 (553-2,289)

HIGHEST AVERAGE GAIN, SEASON (QUALIFIERS)

5.63	Derrick Ward 2008 (182-1,025)
5.60	Brandon Jacobs 2010 (147-823)
5.58	Eddie Price 1950 (126-703)
5.21	Tiki Barber 2005 (357-1,860)
	Tiki Barber 2001 (166-865)
5.15	Frank Gifford 1956 (159-819)
5.09	Frank Gifford 1959 (106-540)

HIGHEST AVERAGE GAIN, GAME (10 ATTEMPTS)

14.33	Derrick Ward, vs. Carolina (15-215)	Dec. 21, 2008
13.30	Frank Reagan, vs. Rams (10-133)	Dec. 1, 1946
12.23	Tuffy Leemans, vs. Green Bay (13-159)	Nov. 20, 1938
12.14	Saquon Barkley, at Washington (14-170)	Dec. 9, 2018
11.43	Ernie Koy, at Washington (14-160)	Oct. 1, 1967

TOUCHDOWNS**MOST RUSHING TOUCHDOWNS, CAREER**

60	Brandon Jacobs (2005-11, 13)
55	Tiki Barber (1997-06)
49	Rodney Hampton (1990-97)
48	Joe Morris (1982-89)
39	Alex Webster (1955-64)
35	Ottis Anderson (1986-92)
35	Saquon Barkley (2018-23)
34	Frank Gifford (1952-60, 62-64)

MOST RUSHING TOUCHDOWNS, SEASON

21	Joe Morris (1985)
15	Brandon Jacobs (2008)
14	Rodney Hampton (1992)
	Ottis Anderson (1989)
	Joe Morris (1986)
13	Tiki Barber (2004)
11	Saquon Barkley (2018)
	Tiki Barber (2002)
	Ottis Anderson (1990)
10	Saquon Barkley (2022)
	Rodney Hampton (1995)
	Rodney Hampton (1991)
	Bill Paschal (1943)

MOST RUSHING TOUCHDOWNS, ROOKIE SEASON

11	Saquon Barkley (2018)
10	Bill Paschal (1943)
7	Andre Williams (2014)

	Brandon Jacobs (2005)	
5	Tyrone Tracy Jr. (2024)	
MOST RUSHING TOUCHDOWNS, GAME		
4	Rodney Hampton, vs. New Orleans	Sept. 24, 1995
3	on 16 occasions, most recently by Ahmad Bradshaw, vs. Buffalo	Oct. 16, 2011
2	on many occasions, most recently by Saquon Barkley, vs. Philadelphia	Jan. 7, 2024
MOST CONSECUTIVE GAMES RUSHING FOR TOUCHDOWNS		
7	Bill Paschal (1944)	
6	Joe Morris (1985-86)	
5	on five occasions, most recently by Andre Brown (2012)	

ALL-PURPOSE YARDS

MOST ALL-PURPOSE YARDS, CAREER		
17,359	Tiki Barber (1997-06)	
10,924	Amani Toomer (1996-08)	
9,862	Frank Gifford (1952-60, 1962-64)	
9,750	Rodney Hampton (1990-97)	
MOST ALL-PURPOSE YARDS, SEASON		
2,390	Tiki Barber (2005)	
2,127	Tiki Barber (2006)	
2,096	Tiki Barber (2004)	
2,085	Tiki Barber (2000)	
2,028	Saquon Barkley (2018)	
1,989	Tiki Barber (2002)	
MOST ALL-PURPOSE YARDS, GAME		
327	David Wilson, vs. New Orleans	Dec. 9, 2012
303	Domenik Hixon, at New Orleans	Oct. 28, 2009
279	Saquon Barkley, at Washington	Dec. 22, 2019
279	Joe Scott, vs. LA Rams	Nov. 14, 1948
276	Tiki Barber vs. Philadelphia	Dec. 28, 2002
269	Domenik Hixon at Arizona	Nov. 23, 2008
	Del Shofner vs. Washington	Oct. 28, 1962

PASSING

MOST SEASONS LEADING LEAGUE	
2	Ed Danowski (1935, 1938)
1	Phil Simms (NFC, 1990)
	Norm Snead (1972)
	Y.A. Tittle (1963)
	Charlie Conerly (1959)
	Harry Newman (1933)

ATTEMPTS

MOST PASSES ATTEMPTED, CAREER		
8,119	Eli Manning (2004-19)	
4,647	Phil Simms (1979-93)	
2,833	Charlie Conerly (1948-61)	
2,473	Kerry Collins (1999-03)	
2,241	Daniel Jones (2019-24)	
1,898	Fran Tarkenton (1967-71)	
MOST PASSES ATTEMPTED, SEASON		
618	Eli Manning (2015)	
601	Eli Manning (2014)	
598	Eli Manning (2016)	
589	Eli Manning (2011)	
576	Eli Manning (2018)	
571	Eli Manning (2017)	
568	Kerry Collins (2001)	
557	Eli Manning (2005)	
551	Eli Manning (2013)	
545	Kerry Collins (2002)	
MOST PASSES ATTEMPTED, GAME		
63	Eli Manning, at Philadelphia	Dec. 22, 2016
62	Phil Simms, at Cincinnati	Oct. 13, 1985
59	Kerry Collins, at New England	Oct. 12, 2003
	Kerry Collins, vs. Green Bay	Jan. 6, 2002
57	Eli Manning, vs. Philadelphia	Dec. 17, 2017
54	Eli Manning, vs. San Francisco	Oct. 11, 2015
53	Eli Manning, vs. Philadelphia	Dec. 28, 2014
	Eli Manning, vs. Washington	Dec. 16, 2007
	Eli Manning, at Seattle	Nov. 27, 2005
	Charlie Conerly, at Pittsburgh	Dec. 5, 1948
52	Eli Manning, vs. Indianapolis	Nov. 3, 2014
	Eli Manning, vs. Philadelphia	Oct. 6, 2013
	Kerry Collins, at Washington	Oct. 28, 2001
	Jeff Rutledge, vs. Seattle	Dec. 11, 1983

51	Daniel Jones, vs. L.A. Rams	Oct. 17, 2021
	Eli Manning at Washington	Nov. 29, 2015
	Eli Manning, vs. Tampa Bay	Sept. 16, 2012
	Kerry Collins, vs. Dallas	Sept. 15, 2003
	Kerry Collins, vs. Detroit	Nov. 19, 2000
	Kerry Collins, vs. Minnesota	Dec. 26, 1999
	Scott Brunner, vs. San Diego	Oct. 2, 1983
	Scott Brunner, at St. Louis	Dec. 26, 1982

COMPLETIONS

MOST PASSES COMPLETED, CAREER

4,895	Eli Manning (2004-19)
2,576	Phil Simms (1979-93)
1,447	Kerry Collins (1999-2003)
1,437	Daniel Jones (2019-24)
1,418	Charlie Conerly (1948-61)
1,051	Fran Tarkenton (1967-71)

MOST PASSES COMPLETED, SEASON

387	Eli Manning (2015)
380	Eli Manning (2018)
379	Eli Manning (2014)
377	Eli Manning (2016)
359	Eli Manning (2011)
352	Eli Manning (2017)
339	Eli Manning (2010)
335	Kerry Collins (2002)
327	Kerry Collins (2001)
321	Eli Manning (2012)
317	Daniel Jones (2022)
	Eli Manning (2013)
	Eli Manning (2009)

MOST PASSES COMPLETED, GAME

41	Eli Manning, vs. San Francisco	Oct. 11, 2015
40	Phil Simms, at Cincinnati	Oct. 13, 1985
38	Eli Manning, at Philadelphia	Dec. 22, 2016
37	Eli Manning, vs. Philadelphia	Dec. 17, 2017
36	Kerry Collins, vs. Green Bay	Jan. 6, 2002
	Charlie Conerly, at Pittsburgh	Dec. 5, 1948
35	Kerry Collins, at New England	Oct. 12, 2003
34	Eli Manning, vs. Tennessee	Sept. 26, 2010
33	Eli Manning, at Dallas	Sept. 16, 2018
	Eli Manning, at New Orleans	Nov. 28, 2011
	Eli Manning, vs. Dallas	Nov. 14, 2010
32	Eli Manning, vs. Baltimore	Oct. 16, 2016
	Eli Manning, vs. New Orleans	Sept. 18, 2016
	Kerry Collins, at Washington	Oct. 28, 2001
31	Eli Manning, vs. New Orleans	Sept. 30, 2018
	Eli Manning, vs. Tampa Bay	Sept. 16, 2012
	Eli Manning, vs. Miami	Oct. 30, 2011
	Eli Manning, at Philadelphia	Sept. 17, 2006
	Kerry Collins, vs. Miami	Oct. 5, 2003
	Kerry Collins, vs. Minnesota	Dec. 26, 1999
	Scott Brunner, vs. San Diego	Oct. 2, 1983
30	Russell Wilson, at Dallas	Sept. 14, 2025
	Daniel Jones, at Minnesota	Dec. 24, 2022
	Eli Manning, vs. Washington	Oct. 28, 2018
	Eli Manning, at Tampa Bay	Oct. 1, 2017
	Eli Manning at New Orleans	Nov. 1, 2015
	Kerry Collins, vs. Seattle	Dec. 23, 2001
	Kerry Collins, at Dallas	Jan. 2, 2000
	Phil Simms, at St. Louis	Dec. 13, 1987
	Randy Johnson, vs. Philadelphia	Dec. 19, 1971
	Eli Manning at New Orleans	Nov. 1, 2015

MOST CONSECUTIVE PASSES COMPLETED

21	Eli Manning, at New Orleans	Nov. 28, 2011
15	Eli Manning, vs. San Francisco	Oct. 11, 2015
14	Eli Manning, at Houston, Sept. 23, 2018/vs. New Orleans, Sept. 30, 2018 (spanned 2 games)	
13	Daniel Jones, at Dallas, Nov. 24, 2022/vs. Washington, Dec. 4, 2022 (spanned 2 games)	
	Kerry Collins, at Philadelphia, Sept. 10, 2000/at Chicago, Sept. 17, 2000 (spanned 2 games)	
	Phil Simms, at Cincinnati	Oct. 13, 1985
12	Daniel Jones, at Cleveland	Sept. 22, 2024
	Eli Manning, at Atlanta	October 15, 2007
	Y.A. Tittle, vs. Washington	Oct. 28, 1962

HIGHEST COMPLETION PERCENTAGE, CAREER (1,000 ATTEMPTS)

64.12	Daniel Jones (1,437-2,241, 2019-24)
60.29	Eli Manning (4,895-8,119, 2004-19)
58.51	Kerry Collins (1,447-2,473, 1999-03)
55.89	Y.A. Tittle (731-1,308, 1961-64)

55.43 Phil Simms (2,576-4,647, 1979-93)

HIGHEST COMPLETION PERCENTAGE, SEASON (QUALIFIERS)

67.16 Daniel Jones (317-472, 2022)
65.97 Eli Manning (380-576, 2018)
64.26 Daniel Jones (232-361, 2021)
63.34 Daniel Jones (216-341, 2024)
63.06 Eli Manning (379-601, 2014)
63.05 Eli Manning (377-598, 2016)
62.89 Eli Manning (339-539, 2010)
62.81 Kurt Warner (174-277, 2004)
Jeff Hostetler (179-285, 1991)
62.62 Eli Manning (387-618, 2015)

HIGHEST COMPLETION PERCENTAGE, GAME (20 ATTEMPTS)

87.10 Eli Manning, at Miami (27-31) Dec. 14, 2015
86.20 Eli Manning, at Houston (25-29) Sept. 23, 2018
84.61 Kerry Collins, at St. Louis (22-26) Sept. 15, 2002
82.35 Jeff Hostetler, at Dallas (28-34) Sept. 29, 1991
80.95 Daniel Jones, at Tennessee (17-21) Sept. 11, 2022
Tommy DeVito, vs. Green Bay (17-21) Dec. 11, 2023
Phil Simms, at Indianapolis (17-21) Nov. 5, 1990
Phil Simms, vs. St. Louis (17-21) Oct. 25, 1987
80.77 Phil Simms, vs. Green Bay (21-26) Dec. 19, 1987
80.64 Daniel Jones, vs. Washington (25-31) Dec. 4, 2022
80.00 Norm Snead, vs. N.E. (28-35) Sept. 22, 1974
Fran Tarkenton, vs. San Diego (16-20) Nov. 7, 1971
Y.A. Tittle, vs. Philadelphia (16-20) Nov. 10, 1963

YARDS

MOST YARDS PASSING, CAREER

57,023 Eli Manning (2004-19)
33,462 Phil Simms (1979-93)
19,488 Charlie Conerly (1948-61)
16,875 Kerry Collins (1999-03)
14,582 Daniel Jones (2019-24)

MOST YARDS PASSING, SEASON

4,933 Eli Manning (2011)
4,432 Eli Manning (2015)
4,410 Eli Manning (2014)
4,299 Eli Manning (2018)
4,073 Kerry Collins (2002)
4,044 Phil Simms (1984)
4,027 Eli Manning (2016)
4,021 Eli Manning (2009)
4,002 Eli Manning (2010)
3,998 Eli Manning (2018)
3,981 Eli Manning (2014)
3,948 Eli Manning (2012)
3,829 Phil Simms (1985)
3,818 Eli Manning (2013)
3,764 Kerry Collins (2001)
3,762 Eli Manning (2005)

MOST YARDS PASSING, GAME

513 Phil Simms, at Cincinnati Oct. 13, 1985
510 Eli Manning, vs. Tampa Bay Sept. 16, 2012
505 Y.A. Tittle, vs. Washington Oct. 28, 1962
450 Russell Wilson, at Dallas Sept. 14, 2025
450 Eli Manning, at Dallas Sept. 8, 2013
441 Eli Manning, vs. San Francisco Oct. 11, 2015
434 Eli Manning, vs. Philadelphia Dec. 17, 2017
432 Phil Simms, vs. Dallas Oct. 6, 1985
429 Eli Manning, vs. Philadelphia Dec. 28, 2014
420 Eli Manning, vs. Seattle Oct. 9, 2011
409 Phil Simms, vs. Philadelphia Sept. 2, 1984
406 Eli Manning, at New Orleans Nov. 28, 2011
403 Eli Manning, vs. Baltimore Oct. 16, 2016
402 Daniel Jones, at New Orleans Oct. 3, 2021
400 Eli Manning, at Dallas Dec. 11, 2011

MOST GAMES, 300 YARDS OR MORE PASSING, CAREER

51 Eli Manning (2004-19)
21 Phil Simms (1979-93)
17 Kerry Collins (1999-03)
9 Y.A. Tittle (1961-64)
9 Daniel Jones (2019-24)

MOST GAMES, 300 YARDS OR MORE PASSING, SEASON

8 Eli Manning (2011)
6 Eli Manning (2015)
5 Daniel Jones (2019)
Eli Manning (2018)
Eli Manning (2014)
Kerry Collins (2001)
4 Eli Manning (2016)

Eli Manning (2010)
Kerry Collins (2002)
Phil Simms (1986)
Phil Simms (1984)
Y.A. Tittle (1962)
3 Eli Manning (2013)
Eli Manning (2012)
Eli Manning (2009)
Eli Manning (2005)
Kerry Collins (2003)
Kerry Collins (2000)
Phil Simms (1988)
Phil Simms (1985)
Phil Simms (1988)
Phil Simms (1985)
Jeff Rutledge (1983)
Y.A. Tittle (1961)

LONGEST PASS COMPLETION (IN YARDS)

99 Eli Manning (to Victor Cruz) at Jets Dec. 24, 2011
98 Earl Morrall (to Homer Jones) at Pittsburgh Sept. 11, 1966
94 Norm Snead (to Rich Houston) vs. Dallas Sept. 24, 1972
92 Eli Manning (to Mario Manningham) at Washington Jan. 2, 2011
89 Earl Morrall (to Homer Jones) vs. Philadelphia Oct. 17, 1965
88 Frank Reagan (to George Franck) vs. Washington Oct. 12, 1947
87 Eli Manning (to Odell Beckham Jr.) vs. New England Nov. 15, 2015
Kent Graham (to Tiki Barber) at Arizona Dec. 6, 1998
85 Eli Manning (to Mario Manningham) at Green Bay Dec. 26, 2010

TOUCHDOWNS

MOST TOUCHDOWN PASSES, CAREER

366 Eli Manning (2004-19)
199 Phil Simms (1979-93)
173 Charlie Conerly (1948-61)
103 Fran Tarkenton (1967-71)
96 Y.A. Tittle (1961-64)

MOST TOUCHDOWN PASSES, SEASON

36 Y.A. Tittle (1963)
35 Eli Manning (2015)
33 Y.A. Tittle (1962)
31 Eli Manning (2010)
30 Eli Manning (2014)
29 Eli Manning (2011)
Fran Tarkenton (1967)

MOST TOUCHDOWN PASSES, GAME

7 Y.A. Tittle, vs. Washington Oct. 28, 1962
6 Eli Manning, at New Orleans Nov. 1, 2015
Y.A. Tittle, vs. Dallas Dec. 16, 1962
5 Daniel Jones, at Washington Dec. 22, 2019
Eli Manning, vs. Philadelphia Dec. 30, 2012
Phil Simms at St. Louis Sept. 7, 1980
Fran Tarkenton, vs. St. Louis Oct. 25, 1970

MOST CONSECUTIVE GAMES TOUCHDOWN PASSES

15 Y.A. Tittle (1962-64)
13 Daniel Jones (2019-2020)
12 Eli Manning (2008)
Eli Manning (2004-05)
Eli Manning (2005-06)
10 Eli Manning (2015-16)
Eli Manning (2009)
Phil Simms (1988-89)
Phil Simms (1986-87)
Charlie Conerly (1948-49)
9 Eli Manning (2011-12)
Eli Manning (2006-07)
Phil Simms (1985-86)
Earl Morrall (1965-66)

PASSES INTERCEPTED

LOWEST PERCENTAGE PASSES HAD INTERCEPTED, CAREER (MIN. 1,000 ATT)

2.1 Daniel Jones (47 int., 2,241 att.)
2.8 Kerry Collins (70 int., 2,473 att.)
3.0 Eli Manning (244 int., 8,119 att.)
3.4 Phil Simms (157 int., 4,647 att.)
3.5 Dave Brown (49 int., 1,391 att.)

LOWEST PERCENTAGE PASSES HAD INTERCEPTED, SEASON

1.1 Daniel Jones, 2022 (5 int., 472 att.)
1.3 Phil Simms, 1990 (4 int., 311 att.)
1.4 Kurt Warner, 2004 (4 int., 277 att.)
Jeff Hostetler, 1991 (4 int., 285 att.)
1.9 Daniel Jones, 2021 (7 int., 232 att.)
2.0 Fran Tarkenton, 1969 (8 int., 409 att.)

FEWEST PASSES HAD INTERCEPTED, GAME (MOST ATTEMPTS)

0	Eli Manning, vs. Indianapolis (52 attempts)	Nov. 3, 2014
	Scott Brunner, vs. St. Louis (51 attempts)	Dec. 26, 1982
	Phil Simms, at L.A. Rams (48 attempts)	Sept. 30, 1984
	Kerry Collins, vs. Seattle (47 attempts)	Dec. 23, 2001
	Dave Brown, vs. Balt. (46 attempts)	Sept. 14, 1997
	Fran Tarkenton, at Dallas (46 attempts)	Oct. 11, 1971
	Phil Simms, at Phoenix (45 attempts)	Nov. 13, 1988
	Eli Manning, vs. Miami (45 attempts)	Oct. 30, 2011
	Eli Manning, vs. Dallas (44 attempts)	Sept. 16, 2018
	Eli Manning, vs. New England (44 attempts)	Nov. 15, 2015

MOST PASSES HAD INTERCEPTED, CAREER

244	Eli Manning (2004-19)
167	Charlie Conerly (1949-61)
157	Phil Simms (1979-93)
72	Fran Tarkenton (1967-71)
70	Kerry Collins (1999-2003)

PASS RECEIVING

RECEPTIONS

MOST SEASONS LEADING LEAGUE

1	Earnest Gray (1983)
	Bob Tucker (1971)
	Tod Goodwin (1935)

MOST PASS RECEPTIONS, CAREER

668	Amani Toomer (1996-08)
586	Tiki Barber (1997-06)
395	Joe Morrison (1959-72)
390	Odell Beckham, Jr. (2014-18)
372	Sterling Shepard (2016-23)
371	Jeremy Shockey (2002-07)
368	Ike Hilliard (1997-2004)
367	Frank Gifford (1952-60, 62-64)

MOST PASS RECEPTIONS, SEASON

109	Malik Nabers (2024)
107	Steve Smith (2009)
101	Odell Beckham Jr. (2016)
96	Odell Beckham Jr. (2015)
93	Wan'Dale Robinson (2024)
91	Saquon Barkley (2018)
	Odell Beckham Jr. (2014)
86	Victor Cruz (2012)
82	Victor Cruz (2011)
	Amani Toomer (2002)
79	Hakeem Nicks (2010)
	Amani Toomer (1999)

MOST PASS RECEPTIONS, ROOKIE SEASON

109	Malik Nabers (2024)
91	Saquon Barkley (2018)
91	Odell Beckham Jr. (2016)
74	Jeremy Shockey (2002)
65	Sterling Shepard (2016)

MOST PASS RECEPTIONS, GAME

14	Saquon Barkley, at Dallas	Sept. 16, 2018
13	Tiki Barber, at Dallas	Jan. 2, 2000
12	Malik Nabers, vs. Dallas	Sept. 26, 2024
	Odell Beckham Jr., vs. Philadelphia	Dec. 28, 2014
	Odell Beckham Jr., vs. Washington	Dec. 14, 2014
	Hakeem Nicks, at Houston	Oct. 10, 2010
	Mark Bavaro, at Cincinnati	Oct. 13, 1985
	Jeremy Shockey, vs. Dallas	Nov. 11, 2007
	Amani Toomer, at Philadelphia	Sept. 17, 2006
11	on 16 occasions, most recently by Wan'Dale Robinson, at Dallas	Sept. 26, 2024

MOST CONSECUTIVE GAMES, PASS RECEPTIONS

98	Amani Toomer (1998-04)
88	Tiki Barber (1999-2004)
83	Jeremy Shockey (2002-07)
68	Ike Hilliard (1997-02)
64	Sterling Shepard (2016-23)
60	Evan Engram (2017-21)
59	Odell Beckham, Jr. (2014-18)
57	Plaxico Burress (2005-08)
53	Hakeem Nicks (2009-12)
51	Victor Cruz (2011-14)
47	Chris Calloway (1996-98)
45	David Meggett (1989-92)

YARDS

MOST YARDS GAINED, CAREER

9,497	Amani Toomer (1996-08)
5,434	Frank Gifford (1952-60, 62-64)
5,183	Tiki Barber (1997-2006)
4,993	Joe Morrison (1959-72)
4,797	Kyle Rote (1951-61)

MOST YARDS GAINED, SEASON

1,536	Victor Cruz (2011)
1,450	Odell Beckham Jr. (2015)
1,367	Odell Beckham Jr. (2016)
1,343	Amani Toomer (2002)
1,305	Odell Beckham Jr. (2014)
1,220	Steve Smith (2009)
1,214	Plaxico Burress (2005)
1,209	Homer Jones (1967)
1,204	Malik Nabers (2024)
1,192	Hakeem Nicks (2011)

MOST YARDS GAINED, GAME

269	Del Shofner, vs. Washington	Oct. 28, 1962
222	Odell Beckham Jr., vs. Baltimore	Oct. 16, 2016
212	Gene Roberts, at Green Bay	Nov. 13, 1949
204	Plaxico Burress, vs. St. Louis	Oct. 2, 2005
	Amani Toomer, vs. Indianapolis	Dec. 22, 2002
201	Gene Roberts, vs. Chicago	Oct. 23, 1949
199	Hakeem Nicks vs. Tampa Bay	Sept. 16, 2012
196	Homer Jones, at Washington	Oct. 1, 1967
193	Amani Toomer, vs. Jacksonville	Dec. 23, 2000

LONGEST PASS RECEPTION (IN YARDS)

99	Victor Cruz (from Eli Manning) at Jets	Dec. 24, 2011
98	Homer Jones (from Earl Morrall) at Pittsburgh	Sept. 11, 1966
94	Rich Houston (from Noirm Sneed) vs. Dallas	Sept. 24, 1972
92	Mario Manningham (from Eli Manning) at Green Bay	Dec. 26, 2010
89	Homer Jones (from Earl Morrall) vs. Philadelphia	Oct. 17, 1965
88	George Franck (from Frank Reagan) at Washington	Oct. 12, 1947
87	Odell Beckham Jr. (from Eli Manning) vs. New England	Nov. 15, 2015
	Tiki Barber (from Kent Graham) at Arizona	Dec. 6, 1998
85	Mario Manningham (from Eli Manning) at Washington	Jan. 2, 2011

HIGHEST AVERAGE GAIN, CAREER (200 MINIMUM)

*22.6	Homer Jones (214-4,845, 1964-69)
18.1	Del Shofner (239-4,315, 1961-67)
17.2	Aaron Thomas (247-4,253, 1962-70)

*NFL Record

HIGHEST AVERAGE GAIN, SEASON (QUALIFIERS)

24.7	Homer Jones (49-1,209, 1967)
23.5	Homer Jones (45-1,057, 1968)
21.8	Homer Jones (48-1,044, 1966)

HIGHEST AVERAGE GAIN, GAME (4 MINIMUM)

50.3	Gene Roberts, vs. Chicago Bears (4-201)	Oct. 23, 1949
49.0	Homer Jones, at Washington (4-196)	Oct. 1, 1967
37.5	Frank Liebel, vs. Detroit (4-150)	Nov. 18, 1945

TOUCHDOWNS

MOST TOUCHDOWNS, CAREER

54	Amani Toomer (1996-08)
48	Kyle Rote (1951-61)
47	Joe Morrison (1959-71)
44	Odell Beckham, Jr. (2014-18)
43	Frank Gifford (1952-60, 1962-64)

MOST TOUCHDOWNS, SEASON

13	Odell Beckham Jr. (2015)
	Homer Jones (1967)
12	Odell Beckham Jr. (2014)
	Plaxico Burress (2007)
	Del Shofner (1962)
11	Hakeem Nicks (2010)
	Del Shofner (1961)

MOST TOUCHDOWNS, GAME

4	Earnest Gray, at St. Louis	Sept. 7, 1980
3	on 23 occasions, most recently by Odell Beckham Jr., at New Orleans	Nov. 1, 2015

MOST CONSECUTIVE GAMES, TOUCHDOWN RECEPTIONS

7	Kyle Rote (1959-60)
6	Plaxico Burress (2007)
5	Odell Beckham Jr. (2015)
	Chris Calloway (1997-98)
	Bobby Johnson (1985-86)
	Aaron Thomas (1967)
	Joe Morrison (1966)
	Homer Jones (1966)

Del Shofner (1963)
Frank Liebel (1945)

MOST GAMES 100 YARDS OR MORE RECEIVING, CAREER

24 Odell Beckham Jr. (2014-18)
22 Amani Toomer (1996-2008)
18 Victor Cruz (2010-16)
17 Homer Jones (1964-69)
13 Hakeem Nicks (2009-13)
Del Shofner (1961-67)

INTERCEPTIONS**MOST SEASONS LEADING LEAGUE**

2 Dick Lynch (1961, 1963)

MOST INTERCEPTIONS BY, CAREER

74 Emlen Tunnell (1948-58)
52 Jimmy Patton (1955-66)
41 Carl Lockhart (1965-75)

MOST INTERCEPTIONS BY, SEASON

11 Jimmy Patton (1958)
Otto Schellbacher (1951)
10 Willie Williams (1968)
Emlen Tunnell (1949)
Frank Reagan (1947)

MOST INTERCEPTIONS BY, GAME

3 on 18 occasions, most recently by Terry Kinard, vs. Sept. 20, 1987
Dallas

MOST CONSECUTIVE GAMES, INTERCEPTIONS BY

7 Tom Landry (1950-51)
6 Willie Williams (1968)
5 Carl Lockhart (1969-70)
Emlen Tunnell (1954-55)

INTERCEPTION RETURN YARDS**MOST YARDS GAINED, CAREER**

1,240 Emlen Tunnell (1948-58)
712 Jimmy Patton (1955-66)
574 Terry Kinard (1983-89)
568 Dick Lynch (1959-66)
475 Carl Lockhart (1965-75)

MOST YARDS GAINED, SEASON

307 Stevie Brown (2012)
251 Dick Lynch (1963)
Emlen Tunnell (1949)
203 Frank Reagan (1947)
195 Erich Barnes (1961)

MOST YARDS GAINED, GAME

109 Ward Cuff, at Philadelphia Sept. 13, 1941
104 George Cheverko, at Washington Oct. 3, 1948
102 Jason Pinnock, at Miami Oct. 8, 2023
102 Erich Barnes, at Dallas Oct. 15, 1961

LONGEST GAIN (IN YARDS)

102 Jason Pinnock, at Miami (TD) Oct. 8, 2023
102 Erich Barnes, at Dallas (TD) Oct. 15, 1961
101 Henry Carr, at Rams (TD) Nov. 13, 1966
97 Lawrence Taylor, at Detroit (TD) Nov. 25, 1982
96 Ward Cuff, vs. Washington (TD) Dec. 4, 1938
Kevin Dockery, at Dallas (TD) Oct. 23, 2006
95 Sam Games, vs. Philadelphia (TD) Aug. 31, 1997

INTERCEPTIONS RETURNED FOR TOUCHDOWNS**MOST TOUCHDOWNS, CAREER**

4 Jason Sehorn (1994-02)
Dick Lynch (1959-66)
Emlen Tunnell (1948-58)
3 George Martin (1975-86)
Carl Lockhart (1965-72)
Jerry Hillebrand (1963-66)
Erich Barnes (1961-64)
Tom Landry (1950-55)

MOST TOUCHDOWNS, SEASON

3 Dick Lynch (1963)
2 by nine players, mst recently by Alex Ogletree (2018)

MOST TOUCHDOWNS, GAME

1 by many players, Last: Adoree' Jackson, at Philadelphia Dec. 25, 2023

MOST CONSECUTIVE GAMES, TOUCHDOWNS

2 at Philadelphia, Sept. 22; vs. Washington, Sept. 29, 1968
Dick Lynch, vs. Cleveland, Oct. 13; vs. Dallas, Oct. 20, 1963

Tom Landry, at Cleveland, Oct. 28; vs. N.Y. Yanks, Nov. 4, 1951

PUNTING**MOST SEASONS LEADING LEAGUE**

2 Sean Landeta (NFC, 1986, 1990)
Dave Jennings (1979, 1980)
1 Don Chandler (1957)

MOST PUNTS, CAREER

931 Dave Jennings (1974-84)
526 Sean Landeta (1985-93)
525 Don Chandler (1956-64)
513 Jeff Feagles (2003-09)

MOST PUNTS, SEASON

111 Brad Maynard (1997)
104 Dave Jennings (1979)
102 Mike Horan (1996)
101 Brad Maynard (1998)
100 Dave Jennings (1977)

MOST PUNTS, GAME

14 Carl Kinscherf, at Detroit Nov. 7, 1943
13 **Jamie Gillan, vs. Jets** Oct. 29, 2023
Brad Maynard, at Washington Nov. 23, 1997
12 Brad Maynard, at Tampa Bay Sept. 12, 1999
11 on six occasions, most recently by Brad Maynard Nov. 1, 1998

YARDS**MOST YARDS, CAREER**

38,792 Dave Jennings (1974-84)
23,019 Don Chandler (1956-64)
22,806 Sean Landeta (1985-93)
21,161 Jeff Feagles (2003-09)

MOST YARDS, SEASON

4,566 Brad Maynard (1998)
4,531 Brad Maynard (1997)
4,445 Dave Jennings (1979)
4,372 **Jamie Gillan (2023)**
4,297 Brad Wing (2016)
4,289 Mike Horan (1996)
4,271 Steve Weatherford (2013)
4,211 Dave Jennings (1980)
4,198 Dave Jennings (1981)

MOST YARDS, GAME

583 Carl Kinscherf, at Detroit (14 punts) Nov. 7, 1943
549 **Jamie Gillan, vs. Jets (13 punts)** Oct. 29, 2023
537 Brad Maynard, at Washington (13 punts) Nov. 23, 1997
526 Brad Maynard, at Tampa (12 punts) Sept. 12, 1999

LONGEST PUNT

90 Rodney Williams, at Denver Sept. 10, 2001
74 **Jamie Gillan, vs. New England** Nov. 26, 2023
Don Chandler, at Dallas Oct. 11, 1964
Len Younce, vs. Chicago Bears Nov. 14, 1943
73 Dave Jennings, vs. Houston Dec. 5, 1982
72 Dave Jennings, vs. Dallas Nov. 4, 1979
Len Younce, at Brooklyn Tigers Oct. 15, 1944
Carl Kinscherf, at Philadelphia-Pittsburgh Oct. 9, 1943
71 Riley Dixon vs. Philadelphia Nov. 15, 2020
Steve Weatherford, at Philadelphia Oct. 12, 2014
Sean Landeta, vs. Green Bay Nov. 8, 1992
Sean Landeta, vs. Philadelphia Dec. 3, 1989
Kay Eakin, vs. Cleveland Nov. 16, 1941

HIGHEST AVERAGE, CAREER (150 PUNTS)

46.3 Steve Weatherford (311 punts, 2011-14)
45.6 **Jamie Gillan (236 punts, 2022-25)**
45.2 Riley Dixon (279 punts, 2018-21)
44.9 Brad Wing (264 punts, 2015-2017)
43.8 Don Chandler (525 punts, 1956-64)
43.4 Sean Landeta (526 punts, 1985-93)
42.1 Mike Horan (303 punts, 1993-96)
42.0 Brad Maynard (380 punts, 1997-00)

HIGHEST AVERAGE, SEASON (35 PUNTS)

47.5 Steve Weatherford (58 punts, 2012)
46.9 Steve Weatherford (91 punts, 2013)
46.8 **Jamie Gillan (74 punts, 2022)**
46.6 Don Chandler (55 punts, 1959)
46.2 Brad Wing (93 punts, 2016)
46.1 Riley Dixon (69 punts, 2019)
46.0 **Jamie Gillan (95 punts, 2023)**
45.7 Steve Weatherford (82 punts, 2011)
45.6 Don Chandler (73 punts, 1964)

45.5 Steve Weatherford (80 punts, 2014)

HIGHEST NET AVERAGE, CAREER (SINCE 1976)**41.1 Jamie Gillan (2020-25)**

40.6 Riley Dixon (2018-21)

38.83 Brad Wing (2015-17)

38.80 Steve Weatherford (2011-14)

36.4 Mike Horan (1993-96)

HIGHEST NET AVERAGE, SEASON (SINCE 1976)**42.3 Jamie Gillan 2023 (95 punts)**

42.0 Riley Dixon 2019 (69 punts)

41.8 Riley Dixon 2018 (71 punts)

40.9 Brad Wing 2016 (93 punts)

40.6 Jamie Gillan 2024 (56 punts)**HIGHEST AVERAGE, GAME (4 PUNTS)**

55.4 Brad Maynard, at Tennessee (5 punts)

55.3 Dave Jennings, vs. Houston (4 punts)

55.1 Rodney Williams, at Denver (8 punts)

55.0 Steve Weatherford, vs. Dallas (4 punts)

54.6 Jamie Gillan, vs. Chicago (5 punts)

54.1 Don Chandler, at Cleveland (8 punts)

54.0 Dave Jennings, at Dallas (5 punts)

53.6 Jamie Gillan, vs. Seattle (5 punts)

Oct. 1, 2000

Dec. 5, 1982

Sept. 10, 2001

Nov. 23, 2014

Oct. 2, 2022

Oct. 11, 1959

Oct. 5, 1980

Oct. 2, 2023**INSIDE THE 20****MOST INSIDE THE 20, CAREER**

178 Jeff Feagles

170 Dave Jennings

141 Sean Landeta

MOST INSIDE THE 20, SEASON**35 Jamie Gillan, 2023**

33 Brad Maynard, 1997

Brad Maynard, 1998

Brad Wing, 2015

32 Mike Horan, 1996

MOST INSIDE THE 20, GAME

6 Brad Maynard, vs. Tampa Bay

Jeff Feagles, vs. Carolina

5 Jamie Gillan, vs. Jets**Jamie Gillan, at Tennessee**

Brad Wing, vs. Dallas

Brad Wing, at Cleveland

Steve Weatherford, vs. Washington

Steve Weatherford, at New England

Dave Jennings, vs. St. Louis

Brad Maynard, vs. Oakland

Sept. 12, 1999

Dec. 10, 2006

Oct. 29, 2023**Sept. 11, 2022**

Dec. 11, 2016

Nov. 27, 2016

Dec. 14, 2014

Nov. 6, 2011

Oct. 24, 1983 (OT)

Sept. 13, 1998

PUNT RETURNS**MOST PUNT RETURNS, CAREER**

261 Emlen Tunnell (1948-58)

213 Phil McConkey (1984-88)

202 David Meggett (1989-94)

MOST PUNT RETURNS, SEASON

53 Phil McConkey (1985)

52 Leon Bright (1981)

47 Chad Morton (2005)

Amani Toomer (1997)

46 David Meggett (1989)

Phil McConkey (1984)

MOST PUNT RETURNS, GAME

9 Phil McConkey, vs. Philadelphia

Pete Shaw, at Philadelphia

Leon Bright, vs. Philadelphia

8 on three occasions, most recently by Phil McConkey,

at Dallas

7 on six occasions, most recently by Sinorice Moss, vs.

Oakland

Dec. 6, 1987

Nov. 20, 1983

Dec. 11, 1982

Nov. 4, 1984

Oct. 4, 2009

FAIR CATCHES**MOST FAIR CATCHES, SEASON**

25 Phil McConkey (1988)

24 Rueben Randle (2013)

22 Amani Toomer (1998)

20 Tiki Barber (2000)

David Meggett (1993)

MOST FAIR CATCHES, CAREER

84 Phil McConkey (1984-88)

80 David Meggett (1989-94)

61 Carl Lockhart (1965-75)

FEWEST FAIR CATCHES, SEASON

0 Leon Bright (17 returns, 1983)

Leon Bright (37 returns, 1982)

Leon Bright (52 returns, 1981)

MOST FAIR CATCHES, GAME

6 R.W. McQuarters, at Atlanta

5 Rueben Randle, vs. Philadelphia

Will Blackmon, at Minnesota

Amani Toomer, at Dallas

Phil McConkey, vs. Philadelphia

Oct. 15, 2007

Dec. 28, 2014

Dec. 13, 2010

Sept. 8, 1996

Nov. 20, 1988

YARDS**MOST PUNT RETURN YARDS, CAREER**

2,230 David Meggett (1989-94)

2,214 Emlen Tunnell (1948-58)

1,708 Phil McConkey (1984-88)

1,181 Tiki Barber (1997-01)

1,060 Amani Toomer (1996-01)

MOST PUNT RETURNS YARDS, SEASON

582 David Meggett (1989)

506 Tiki Barber (1999)

489 Emlen Tunnell (1951)

467 David Meggett (1990)

455 Amani Toomer (1997)

453 Chad Morton (2005)

442 Phil McConkey (1985)

MOST PUNT RETURN YARDS, GAME

147 Emlen Tunnell, vs. Chi. Cardinals

143 Leon Bright, vs. Philadelphia

123 Tiki Barber, vs. Dallas

114 David Meggett, vs. Raiders

113 Amani Toomer, vs. Buffalo

112 Phil McConkey, vs. Philadelphia

108 Gunner Olszewski, vs. Rams

107 David Meggett, at New Orleans

106 Emlen Tunnell, vs. Washington

103 Phil McConkey, vs. Philadelphia

Rondy Colbert, vs. New Orleans

101 Leon Bright, vs. Rams

Oct. 14, 1951

Dec. 11, 1982

Oct. 18, 1999

Dec. 24, 1989

Sept. 1, 1996

Dec. 6, 1987

Dec. 31, 2023

Dec. 20, 1993

Dec. 7, 1952

Sept. 8, 1985

Dec. 14, 1975

Dec. 6, 1981

LONGEST PUNT RETURN

95t Al Youngblood, at Pottsville

95t Gunner Olszewski, vs. Rams

87t Amani Toomer, vs. Buffalo

85t Tiki Barber, vs. Dallas

83 Eddie Dove, at Philadelphia

81 Bosh Pritchard, at Chi. Cardinals

Emlen Tunnell, vs. Chi. Cardinals

Sept. 30, 1928

Dec. 31, 2023

Sept. 1, 1996

Oct. 18, 1999

Sept. 29, 1963

Nov. 25, 1951

Oct. 14, 1951

HIGHEST AVERAGE RETURN, CAREER (30 RETURNS)

12.1 Ward Cuff (37 returns, 1941-45)

11.0 David Meggett (202 returns, 1989-94)

10.7 Domenik Hixon (56 returns, 2007-12)

10.1 Amani Toomer (101 returns, 1996-01)

HIGHEST AVERAGE RETURN, SEASON (QUALIFIERS)

16.6 Amani Toomer (18 returns, 1996)

15.5 Merle Hapes (11 returns, 1942)

14.9 George Franck (13 returns, 1941)

HIGHEST AVERAGE RETURN, GAME (3 RETURNS)

36.8 Emlen Tunnell, vs. Chicago Cardinals (4 returns)

35.3 Emlen Tunnell vs. Washington (3 returns)

32.7 David Meggett vs. Seattle (3 returns)

31.7 Domenik Hixon vs. Dallas (3 returns)

31.0 Emlen Tunnell vs. Washington (3 returns)

Oct. 14, 1951

Dec. 7, 1952

Nov. 19, 1989

Dec. 6, 2009

Oct. 7, 1951

TOUCHDOWNS**MOST TOUCHDOWNS, CAREER**

6 David Meggett (1989-94)

5 Emlen Tunnell (1948-58)

3 Amani Toomer (1996-01)

MOST TOUCHDOWNS, SEASON

3 Emlen Tunnell (1951)

2 Amani Toomer (1996)

David Meggett (1994)

MOST TOUCHDOWNS, GAME1 26 occasions, most recently by Gunner Olszewski vs. Rams Dec. 31, 2023
(94 yards)**KICKOFF RETURNS****MOST SEASONS LEADING LEAGUE**

1 David Meggett (NFC, 1990)

Joe Scott (1948)

Clarence Childs (1964)

MOST KICKOFF RETURNS, CAREER

146	David Meggett (1989-94)
126	Clarence Childs (1964-67)
84	David Patten (1997-99)
77	Ahmad Bradshaw (2007-08)
71	Willie Ponder (2003-05)
68	Domenik Hixon (2007-09)
67	Phil McConkey (1984-88)
	Ron Dixon (2000-03)
66	Rocky Thompson (1971-73)
65	David Wilson (2012-13)

MOST KICKOFF RETURNS, SEASON

57	David Wilson (2012)
	Domenik Hixon (2009)
55	Brian Mitchell (2003)
43	David Patten (1998)
41	Herschel Walker (1995)
38	Ahmad Bradshaw (2008)
	Ahmad Bradshaw (2007)
36	Willie Ponder (2004)
	Rocky Thompson (1971)
35	Willie Ponder (2005)
	Ronnie Blye (1968)
34	Ron Dixon (2001)
	Clarence Childs (1964, 1966)

MOST KICKOFF RETURNS, GAME

8	Domenik Hixon at Minnesota	Jan. 3, 2010
	Domenik Hixon vs. Philadelphia	Dec. 13, 2009
	Ahmad Bradshaw, vs. Minnesota	Nov. 25, 2007
	Willie Ponder, vs. Pittsburgh	Dec. 18, 2004
	Brian Mitchell, vs. Dallas	Sept. 15, 2003
7	on nine occasions, most recently by D.J. Ware, at Green Bay	Dec. 26, 2010
6	on 14 occasions, most recently by Cody Latimer, vs. Green Bay	Dec. 1, 2019
5	on many occasions, most recently by Tyrone Tracy Jr., at Dallas	Sept. 14, 2025

YARDS**MOST KICKOFF RETURN YARDS, CAREER**

3,163	Clarence Childs (1964-67)
2,989	David Meggett (1989-94)
1,872	Willie Ponder (2003-05)
1,788	Ahmad Bradshaw (2007-08)
1,768	Rocky Thompson (1971-73)
1,755	David Wilson (2012-13)
1,724	David Patten (1997-99)
1,692	Domenik Hixon (2007-09)
1,467	Joe Scott (1948-53)

MOST KICKOFF RETURN YARDS, SEASON

1,533	David Wilson (2012)
1,291	Domenik Hixon (2009)
1,117	Brian Mitchell (2003)
987	Clarence Childs (1964)
967	Willie Ponder (2004)
947	Rocky Thompson (1971)
928	David Patten (1998)
921	Ahmad Bradshaw (2007)
905	Willie Ponder (2005)
881	Herschel Walker (1995)
867	Ahmad Bradshaw (2008)

MOST KICKOFF RETURN YARDS, GAME

259	Willie Ponder, vs. Pittsburgh	Dec. 18, 2004
230	Domenik Hixon, at New Orleans	Oct. 18, 2009
227	David Wilson, vs. New Orleans	Dec. 9, 2012
217	David Wilson, at Philadelphia	Sept. 30, 2012
207	Joe Scott, vs. Rams	Nov. 14, 1948
198	Rocky Thompson, at Detroit	Sept. 17, 1972
194	Brian Mitchell, vs. Dallas	Sept. 15, 2003
193	Ahmad Bradshaw, at Dallas	Sept. 9, 2007
191	Willie Ponder, vs. Arizona	Sept. 11, 2005
183	Domenik Hixon, at Minnesota	Jan. 3, 2010

LONGEST KICKOFF RETURN

100	Ihmir Smith-Marsette, vs. Indianapolis	Dec. 29, 2024
	Dwayne Harris, vs. Dallas	Oct. 25, 2015
	Clarence Childs, vs. Minnesota	Dec. 6, 1964
	Emlen Tunnell, vs. N.Y. Yanks	Nov. 4, 1951
99	Joe Scott, vs. Rams	Nov. 14, 1948
98	Jimmy Patton vs. Washington	Oct. 30, 1955

HIGHEST AVERAGE RETURN, CAREER (40 RETURNS)

27.2	Rocky Thompson (65 returns, 1971-73)
	Joe Scott (54 returns, 1948-53)
26.6	David Wilson (66 returns, 2012-13)
26.5	Dwayne Harris (44 returns, 2015-16)
26.4	Willie Ponder (71 returns, 2003-05)

HIGHEST AVERAGE RETURN, SEASON (QUALIFIERS)

31.6	John Salscheider (15 returns, 1949)
30.2	John Counts (26 returns, 1962)
28.7	Dwayne Harris (22 returns, 2015-16)
29.0	Clarence Childs (34 returns, 1964)

HIGHEST AVERAGE RETURN, GAME (3 RETURNS)

56.8	David Wilson, vs. New Orleans (4 returns)	Dec. 9, 2012
51.8	Joe Scott, vs. Rams (4 returns)	Nov. 14, 1948
50.3	Ronnie Blye, at Pittsburgh (3 returns)	Sept. 15, 1968
49.7	Dwayne Harris, vs. Dallas (3 returns)	Oct. 25, 2015

TOUCHDOWNS**MOST TOUCHDOWNS, CAREER**

2	Willie Ponder (2003-05)
	Rocky Thompson (1971-73)
	Clarence Childs (1964-67)

MOST TOUCHDOWNS, SEASON

1	By many players, see next record
---	----------------------------------

MOST TOUCHDOWNS, GAME

1	22 occasions, most recently by Ihmir Smith-Marsette vs. Indianapolis	Dec. 29, 2024
---	--	---------------

FUMBLES**MOST FUMBLES, CAREER**

125	Eli Manning (2004-19)
93	Phil Simms (1979-93)
61	Kerry Collins (1999-03)
54	Charlie Conerly (1948-61)
53	Tiki Barber (1997-2006)

MOST FUMBLES, SEASON

23	Kerry Collins (2001)
18	Daniel Jones (2019)
16	Phil Simms (1985)
13	Eli Manning (2009)
	Eli Manning (2007)
12	Kurt Warner (2004)
	Kerry Collins (2003)
11	Daniel Jones (2020)
	Eli Manning (2017)
	Eli Manning (2015)
	Kerry Collins (1999)
	Dave Brown (1994)
	Y.A. Tittle (1964)
	Bobby Gaiters (1961)
	Charlie Conerly (1957)

MOST FUMBLES, GAME

5	Eli Manning at Buffalo	Dec. 23, 2007
	Charlie Conerly, vs. San Francisco	Dec. 1, 1957
4	Y.A. Tittle, at Philadelphia	Sept. 13, 1964
3	by many players	

RECOVERIES**MOST OWN FUMBLES RECOVERED, CAREER**

28	Phil Simms (1979-93)
26	Charlie Conerly (1948-61)
25	Tiki Barber (1997-2006)
	Eli Manning (2004-19)
17	Kerry Collins (1999-2003)
16	David Meggett (1989-94)
	Frank Gifford (1952-60, 62-64)
15	Joe Morrison (1959-72)
13	Jeff Hostetler (1984-92)

MOST OWN FUMBLES RECOVERED, SEASON

7	Kerry Collins (2001)
6	Tiki Barber (2001)
	Jeff Hostetler (1991)
5	by 10 players, most recently Eli Manning (2010)

MOST OWN FUMBLES RECOVERED, GAME

3	Eli Manning, at Buffalo	Dec. 23, 2007
	Tiki Barber, vs. Philadelphia	Oct. 29, 2000
	Jeff Hostetler, vs. Phoenix	Oct. 21, 1990

2 by many players, Last: Daniel Jones, vs. Dallas Sept. 10, 2023

MOST FUMBLES RECOVERED, CAREER

19 Jim Katcavage (1956-68)
 15 Michael Strahan (1993-2007)
 George Martin (1975-88)
 14 Harry Carson (1976-88)
 13 Osi Umenyiora (2003-10)
 Keith Hamilton (1992-2002)
 Cliff Livingston (1954-61)

MOST FUMBLES RECOVERED, SEASON

5 Justin Tuck (2010)
 Ernie Jones (1978)
 Ray Poole (1950)
4 by 10 players, most recently by Micah McFadden (2023)
 3 by many players, most recently by Michael Boley and Jacquian Williams (2011)

MOST FUMBLES RECOVERED, GAME

1 by many players, Last: Azeez Ojulari, vs. Philadelphia Jan. 7, 2024

FUMBLE RETURNS**LONGEST FUMBLE RETURN**

87 Keith Hamilton, at Kansas City Sept. 10, 1995
 81 Andy Headen, vs. Dallas (TD) Sept. 9, 1984
 76 John Karcis, vs. Philadelphia (TD) Oct. 16, 1938

75 Osi Umenyiora, vs. San Francisco (TD) Oct. 21, 2007
 72 Wendell Harris, at Pittsburgh (TD) Sept. 11, 1966
 71 Roy Hilton, vs. Dallas (TD) Oct. 27, 1974
 70 Michael Boley, vs. Pittsburgh (TD) Nov. 4, 2012
 67 Fred Robbins vs. Washington Dec. 30, 2006
 Horace Sherrod, vs. Washington Dec. 7, 1952
 65 Michael Boley, vs. St. Louis (TD) Sept. 19, 2011
 Lindon Crow, vs. St. Louis (TD) Oct. 30, 1960

MOST TOUCHDOWNS, CAREER

3 Osi Umenyiora (2003-09)
 2 Michael Boley (2009-12)
 Tito Wooten (1994-98)
 Kenny Holmes (2001-03)
 George Martin (1981)
 Sam Huff (1959, 63)
 Tom Landry (1950, 51)
 Al De Rogatis (1949, 50)
 Doc Alexander (1926, 27)

MOST TOUCHDOWNS, SEASON

2 George Martin, at Wash. Sept. 13, 1981
 (8 yards) and at St. Louis, Dec. 13, 1981 (20 yards)

MOST TOUCHDOWNS, GAME

1 by many players, Last: Kayvon Thibodeaux, Tae Crowder, at Washington, Dec. 18, 2022

SACKS

(ONLY SINCE 1982)

MOST SACKS, CAREER

141.5	Michael Strahan (1993-07)
132.5	Lawrence Taylor (1982-93)
79.5	Leonard Marshall (1983-92)
75.0	Osi Umenyiora (2003-12)
63.0	Keith Hamilton (1992-03)
60.5	Justin Tuck (2005-13)

MOST SACKS, SEASON

*22.5	Michael Strahan (2001)
20.5	Lawrence Taylor (1986)
18.5	Michael Strahan (2003)
16.5	Jason Pierre-Paul (2011)
15.5	Lawrence Taylor (1988)
	Leonard Marshall (1985)
15.0	Michael Strahan (1998)
	Lawrence Taylor (1989)
14.5	Osi Umenyiora (2005)
14.0	Michael Strahan (1997)
13.0	Osi Umenyiora (2007)
	Lawrence Taylor (1985)

* Tied for NFL Record

MOST SACKS, GAME

6.0	Osi Umenyiora, vs. Philadelphia	Sept. 30, 2007
4.5	Pepper Johnson, at Tampa Bay	Nov. 24, 1991
4.0	Justin Tuck, at Washington	Dec. 1, 2013
	Michael Strahan, at St. Louis	Oct. 14, 2001
	Lawrence Taylor, vs. Philadelphia	Oct. 12, 1986
	Lawrence Taylor, vs. Tampa Bay	Sept. 23, 1984
3.5	Michael Strahan, at Philadelphia	Dec. 30, 2001
	Leonard Marshall, vs. Philadelphia	Sept. 8, 1985
3.0	Dexter Lawrence, at Seattle	Oct. 6, 2024
	Kayvon Thibodeaux, vs. Jets	Oct. 29, 2023
	Leonard Williams, vs. Dallas	Jan. 3, 2021
	B.J. Hill, vs. Chicago	Dec. 2, 2018
	Jason Pierre-Paul, at Denver	Oct. 15, 2017
	Jason Pierre-Paul, vs. Cleveland	Nov. 27, 2016
	Justin Tuck, at Philadelphia	Dec. 19, 2010
	Justin Tuck, vs. Chicago	Oct. 3, 2010
	Osi Umenyiora, vs. Chicago	Oct. 3, 2010
	Michael Strahan, at Detroit	Nov. 18, 2007
	Mathias Kiwanuka, vs. Philadelphia	Sept. 30, 2007
	Michael Strahan, at Dallas	Dec. 21, 2003
	Kenny Holmes, at Houston	Nov. 24, 2002
	Michael Strahan, vs. New Orleans	Sept. 30, 2001
	Keith Hamilton, at Arizona	Nov. 26, 2000
	Michael Strahan, vs. Arizona	Nov. 16, 1997
	Michael Strahan, at Green Bay	Sept. 17, 1995
	Keith Hamilton, vs. Tampa Bay	Sept. 12, 1993
	Leonard Marshall, at Phoenix	Nov. 10, 1991
	Lawrence Taylor, vs. Philadelphia	Sept. 9, 1990
	Lawrence Taylor, at Phoenix	Nov. 5, 1989
	George Martin, vs. Phoenix	Dec. 4, 1988
	Lawrence Taylor, at New Orleans	Nov. 27, 1988
	Lawrence Taylor, vs. Detroit	Oct. 16, 1988
	Lawrence Taylor, at Washington	Dec. 7, 1986
	Lawrence Taylor, at Philadelphia	Nov. 9, 1986
	Lawrence Taylor, vs. Washington	Oct. 27, 1986
	Leonard Marshall, at St. Louis	Nov. 24, 1985
	George Martin, at St. Louis	Nov. 24, 1985
	Leonard Marshall, at Philadelphia	Sept. 29, 1985
	Leonard Marshall, vs. Philadelphia	Sept. 8, 1985
	Lawrence Taylor, vs. Dallas	Sept. 9, 1984
	Lawrence Taylor, at Washington	Dec. 17, 1983
	Lawrence Taylor, vs. Philadelphia	Dec. 11, 1982
	George Martin, vs. Houston	Dec. 5, 1982

SCORING

OFFENSE

MOST POINTS

62	vs. Philadelphia	Nov. 26, 1972
56	vs. Philadelphia	Oct. 15, 1933
55	vs. Green Bay	Dec. 20, 1986
	at Baltimore	Nov. 19, 1950

MOST TOUCHDOWNS

8	vs. Philadelphia	Nov. 26, 1972
	at Baltimore	Nov. 19, 1950
	vs. Philadelphia	Oct. 15, 1933
7	at New Orleans	Nov. 1, 2015
	vs. New Orleans	Dec. 9, 2012
	vs. Green Bay	Dec. 20, 1986
	vs. St. Louis	Dec. 7, 1969
	vs. Washington	Oct. 28, 1962
	vs. Washington	Nov. 5, 1961
	vs. N.Y. Yanks	Dec. 3, 1951
	vs. Chi. Cardinals	Nov. 12, 1950
	at Green Bay	Nov. 21, 1948
	vs. Cleveland	Nov. 16, 1941

MOST POINT AFTER TOUCHDOWN

8	vs. Philadelphia	Nov. 26, 1972
	vs. Philadelphia	Oct. 15, 1933
7	at New Orleans	Nov. 2, 2015
	vs. New Orleans	Dec. 9, 2012
	vs. Green Bay	Dec. 20, 1986
	vs. St. Louis	Dec. 7, 1969
	vs. Washington	Oct. 28, 1962
	vs. Washington	Nov. 5, 1961
	at Baltimore	Nov. 19, 1950
	at Green Bay	Nov. 21, 1948
	vs. Cleveland Rams	Nov. 16, 1941

MOST FIELD GOALS ATTEMPTED

6	vs. Washington	Oct. 30, 2005
	at Minnesota	Nov. 16, 1986
	at Washington	Dec. 17, 1983
	at Seattle	Oct. 18, 1981
	at Philadelphia	Nov. 25, 1973
	vs. Philadelphia	Nov. 14, 1954

MOST FIELD GOALS

6	at Seattle	Oct. 18, 1981
5	vs. Dallas	Sept. 26, 2024
	at Washington	Sept. 16, 2021
	at Tennessee	Dec. 7, 2014
	at Philadelphia	Oct. 27, 2013
	at Dallas	Oct. 28, 2012
	at Carolina	Sept. 20, 2012
	vs. Washington	Oct. 30, 2005
	at Cincinnati	Dec. 26, 2004
	at Minnesota	Nov. 16, 1986
	vs. Tampa Bay	Nov. 3, 1985
	at Washington	Dec. 17, 1983
4	37 times; last time: at Pittsburgh	Oct. 28, 2024

MOST SAFETIES

2	vs. Washington	Nov. 5, 1961
	at Pittsburgh	Sept. 17, 1950

DEFENSE

FEWEST POINTS ALLOWED

0	many times; Last: vs. Tampa Bay (24-0)	Sept. 27, 2009
---	--	----------------

MOST POINTS ALLOWED

72	at Washington	Nov. 27, 1966
63	at Pittsburgh	Nov. 30, 1952
	vs. Chi. Cardinals	Oct. 17, 1948

MOST TOUCHDOWNS, ALLOWED

10	at Washington	Nov. 27, 1966
9	at Pittsburgh	Nov. 30, 1952
	vs. Chi. Cardinals	Oct. 17, 1948

MOST POINTS AFTER TOUCHDOWN, OPPONENT

9	vs. Washington	Nov. 27, 1966
	vs. Pittsburgh	Nov. 30, 1952
	vs. Chi. Cardinals	Oct. 17, 1948

MOST FIELD GOALS, OPPONENT

7	at Washington	Sept. 15, 2024
7	vs. Dallas	Sept. 15, 2003
5	at Philadelphia	Jan. 8, 2023
	vs. Washington	Sept. 25, 2016

at Minnesota
vs. Philadelphia
at Dallas
43 times; Last: at Dallas

Dec. 27, 2015
Oct. 6, 2013
Dec. 17, 1995
Sept. 14, 2025

FIRST DOWNS

OFFENSE

MOST FIRST DOWNS

34	at Cincinnati	Oct. 13, 1985
33	vs. St. Louis	Dec. 7, 1969
32	vs. Philadelphia	Dec. 30, 2012
31	at Washington	Sept. 25, 2014
	vs. Tampa Bay	Sept. 16, 2012
	vs. New Orleans	Sept. 24, 1995
	at Pittsburgh	Dec. 5, 1948

FEWEST FIRST DOWNS

0	at Washington	Sept. 27, 1942
	at Green Bay	Oct. 1, 1933

MOST FIRST DOWNS RUSHING

19	at Baltimore	Nov. 19, 1950
18	at New Orleans	Oct. 27, 1985
	at Philadelphia	Dec. 15, 1956

MOST FIRST DOWNS PASSING

29	at Cincinnati	Oct. 13, 1985
23	vs. San Francisco	Oct. 11, 2015
22	vs. St. Louis	Dec. 7, 1969
	at Washington	Oct. 1, 1961
	at Pittsburgh	Dec. 5, 1948

MOST FIRST DOWNS BY PENALTY

10	vs. Denver	Sept. 15, 2013
8	vs. Baltimore	Dec. 15, 2024
6	vs. Seattle	Oct. 22, 2017
	vs. Cincinnati	Oct. 26, 1997
	vs. Baltimore	Sept. 14, 1997
	vs. Atlanta	Nov. 11, 1979
	at Washington	Nov. 27, 1966
	at Philadelphia	Oct. 5, 1957
5	18 occasions, most recently vs. Jets	Oct. 29, 2023

DEFENSE

FEWEST FIRST DOWNS ALLOWED

1	at Pittsburgh	Sept. 20, 1933
2	at Philadelphia	Oct. 3, 1937
	vs. Bklyn. Dodgers	Oct. 14, 1934

MOST FIRST DOWNS ALLOWED

38	at Rams	Nov. 13, 1966
35	at New Orleans	Nov. 1, 2015
32	at Dallas	Sept. 14, 2025
32	at Dallas	Nov. 12, 2023
32	vs. Dallas	Sept. 10, 1978
31	vs. Tampa Bay	Nov. 18, 2018
	at New Orleans	Nov. 28, 2011
	vs. Tennessee	Dec. 1, 2002
	at San Diego	Oct. 19, 1980
29	at Kansas City	Nov. 1, 2021
	vs. Arizona	Oct. 8, 1995
	vs. Washington	Nov. 15, 1981
	at Kansas City	Nov. 3, 1974
	vs. St. Louis	Nov. 4, 1962

MOST FIRST DOWNS ALLOWED, RUSHING

19	at Seattle	Nov. 9, 2014
	at Buffalo	Nov. 26, 1978
	vs. Green Bay	Oct. 22, 1967
17	vs. St. Louis	Dec. 12, 1976

MOST FIRST DOWNS ALLOWED, PASSING

24	at New Orleans	Nov. 1, 2015
23	vs. Dallas	Dec. 6, 2009
	at San Diego	Oct. 19, 1980
22	vs. St. Louis	Oct. 2, 2005
21	vs. Jets	Dec. 6, 2015
	at Dallas	Sept. 13, 2015
	at Dallas	Oct. 28, 2012
	vs. Green Bay	Dec. 4, 2011
	at Arizona	Nov. 23, 2008
	vs. Tennessee	Dec. 1, 2002
20	vs. Carolina	Dec. 20, 2015
	vs. Dallas	Oct. 6, 1985
	at L.A. Rams	Nov. 13, 1966
	at San Francisco	Sept. 30, 1956

19	vs. Chicago Bears	Oct. 23, 1949
	vs. San Francisco	Sept. 27, 2020
	at Indianapolis	Dec. 23, 2018
	vs. Seattle	Oct. 22, 2017
	at Green Bay	Dec. 26, 2010
	vs. Green Bay	Sept. 16, 2007
	at Oakland	Dec. 31, 2005
	at New Orleans	Sept. 19, 2005
	vs. San Diego	Oct. 2, 1983

NET YARDS

OFFENSE

MOST YARDS GAINED

609	vs. N.Y. Yanks	Dec. 3, 1950
604	vs. Tampa Bay	Sept. 16, 2012
602	vs. Washington	Oct. 28, 1962
568	vs. San Francisco	Nov. 17, 1963
552	at Washington	Dec. 22, 2019
549	vs. Chi. Cardinals	Nov. 12, 1950
535	vs. New Orleans	Oct. 8, 1967
526	vs. Cleveland	Dec. 6, 1959
525	vs. San Francisco	Oct. 11, 2015
524	vs. Green Bay	Jan. 6, 2002
523	vs. Seattle	Oct. 5, 2008

DEFENSE

FEWEST YARDS ALLOWED

48	at Bklyn. Dodgers	Oct. 17, 1943
62	at Pittsburgh	Sept. 20, 1933
66	vs. Pittsburgh	Dec. 8, 1935

MOST YARDS ALLOWED

682	vs. Chi. Bears	Nov. 14, 1943
640	at Dallas	Nov. 12, 2023
608	at New Orleans	Nov. 2, 2015
577	at New Orleans	Nov. 28, 2011
572	at L.A. Rams	Nov. 13, 1966
567	at San Diego	Oct. 19, 1980

RUSHING

OFFENSE

MOST RUSHING ATTEMPTS

61	at Philadelphia	Oct. 3, 1937
60	at Philadelphia	Nov. 20, 1983
	vs. St. Louis	Dec. 4, 1977
59	vs. Philadelphia	Nov. 10, 1946
	vs. Green Bay	Nov. 11, 1934

MOST YARDS RUSHING

423	at Baltimore	Nov. 19, 1950
377	vs. N.Y. Yanks	Dec. 3, 1950
351	vs. Washington	Nov. 29, 1959
309	vs. Chi. Cardinals	Nov. 12, 1950
301	vs. Carolina	Dec. 21, 2008

MOST TOUCHDOWNS RUSHING

6	at Baltimore	Nov. 19, 1950
5	vs. New Orleans	Sept. 24, 1995
	at Chi. Cardinals	Sept. 28, 1958
	vs. Philadelphia	Oct. 15, 1933

DEFENSE

FEWEST ATTEMPTS, OPPONENT

7	at Houston	Dec. 8, 1985
9	at Washington	Nov. 8, 2020
	at Philadelphia	Nov. 20, 1983
	at Philadelphia	Oct. 3, 1937
10	at Tampa Bay	Sept. 27, 2009
11	at Seattle	Oct. 6, 2024
	at Detroit	Nov. 18, 2007
	vs. Philadelphia	Oct. 29, 2000
	vs. Miami	Sept. 23, 1990
	at Dallas	Sept. 16, 1990
12	at Philadelphia	Sept. 10, 2000
	vs. New York Jets	Dec. 15, 1999
	at New Orleans	Dec. 20, 1993
	at Washington	Oct. 10, 1993
	vs. L.A. Rams	Sept. 19, 1993
	at St. Louis	Nov. 24, 1985
	vs. New Orleans	Oct. 8, 1972

MOST ATTEMPTS, OPPONENT

60	at Washington	Dec. 9, 1945
58	at Washington	Nov. 18, 1956
	at Philadelphia	Oct. 5, 1947

FEWEST YARDS ALLOWED

-24	at Bklyn. Dodgers	Oct. 17, 1943
-1	vs. Chi. Cardinals	Oct. 18, 1953
6	at Cleveland	Nov. 6, 1960

MOST YARDS ALLOWED

420	at Boston (Redskins)	Oct. 8, 1933
366	at Buffalo	Nov. 26, 1978
350	at Seattle	Nov. 9, 2014
341	at Detroit	Nov. 15, 1936

MOST RUSHING TOUCHDOWNS ALLOWED

5	at Seattle	Nov. 9, 2014
	at Buffalo	Nov. 26, 1978
	vs. Green Bay	Oct. 22, 1967

PASSING

OFFENSE

MOST PASSES ATTEMPTED

63	at Philadelphia	Dec. 22, 2016
62	at Cincinnati	Oct. 13, 1985
59	at New England	Oct. 12, 2003
	vs. Green Bay	Jan. 6, 2002
57	vs. Philadelphia	Dec. 17, 2017
54	vs. San Francisco	Oct. 11, 2015
	vs. Philadelphia	Nov. 22, 1992
53	vs. Philadelphia	Dec. 28, 2014
	vs. Washington	Dec. 16, 2007
	at Seattle	Nov. 27, 2005
	vs. Dallas	Sept. 21, 1998
	at Pittsburgh	Dec. 5, 1948
52	vs. Indianapolis	Nov. 3, 2014
	vs. Philadelphia	Oct. 6, 2013
	at Washington	Oct. 28, 2001
	vs. Seattle	Dec. 11, 1983
51	vs. L.A. Rams	Oct. 17, 2021
	at Washington	Nov. 29, 2015
	vs. Tampa Bay	Sept. 16, 2012
	vs. Dallas	Sept. 15, 2003
	vs. Detroit	Nov. 19, 2000
	vs. Minnesota	Dec. 26, 1999
	at Dallas	Dec. 15, 1985
	vs. San Diego	Oct. 2, 1983
	at St. Louis	Dec. 26, 1982

MOST PASSES COMPLETED

41	vs. San Francisco	Oct. 11, 2015
40	at Cincinnati	Oct. 13, 1985
38	at Philadelphia	Dec. 22, 2016
37	vs. Philadelphia	Dec. 17, 2017
36	vs. Green Bay	Jan. 6, 2002
	at Pittsburgh	Dec. 5, 1948
35	at Philadelphia	Sept. 24, 2017
	at New England	Oct. 12, 2003
34	vs. Tennessee	Sept. 26, 2010
33	at Dallas	Sept. 8, 2019
	at Dallas	Sept. 16, 2018
	at New Orleans	Nov. 28, 2011
	vs. Dallas	Nov. 14, 2010
32	vs. Baltimore	Oct. 16, 2016
	vs. New Orleans	Sept. 18, 2016
	at Washington	Oct. 28, 2001
31	vs. New Orleans	Sept. 20, 2018
	vs. Dallas	Dec. 10, 2017
	vs. Tampa Bay	Sept. 16, 2012
	vs. Miami	Oct. 30, 2011
	at Philadelphia	Sept. 17, 2006
	vs. Miami	Oct. 5, 2003
	vs. Minnesota	Dec. 26, 1999
	vs. San Diego	Oct. 2, 1983
30	at Dallas	Sept. 14, 2025
	at Minnesota	Dec. 24, 2022
	vs. Washington	Oct. 30, 2018
	at Tampa Bay	Oct. 1, 2017
	at New Orleans	Nov. 1, 2015
	at Dallas	Jan. 2, 2000
	at St. Louis	Dec. 13, 1987
	vs. Philadelphia	Dec. 19, 1971

29	vs. Dallas	Sept. 26, 2024
	vs. L.A. Rams	Oct. 17, 2021
	vs. Carolina	Dec. 20, 2015
	vs. Dallas	Nov. 23, 2014
	at Seattle	Nov. 9, 2014
	at Cincinnati	Nov. 11, 2012
	vs. Carolina	Dec. 27, 2009
	at Dallas	Sept. 9, 2017
	at Seattle	Nov. 17, 2005
	vs. Detroit	Nov. 19, 2000
	vs. Rams	Sept. 25, 1988
	vs. Seattle	Dec. 11, 1983
	at St. Louis	Dec. 26, 1982

MOST YARDS GAINED PASSING (NET)

510	vs. Tampa Bay	Sept. 16, 2012
505	vs. Washington	Oct. 28, 1962
443	at Cincinnati	Oct. 13, 1985
441	vs. San Francisco	Oct. 11, 2015
429	vs. Philadelphia	Dec. 17, 2017
	vs. Philadelphia	Dec. 28, 2014
428	at Dallas	Sept. 8, 2013
422	at Dallas	Sept. 14, 2025
403	vs. Dallas	Oct. 6, 1985
402	at New Orleans	Oct. 3, 2021
401	vs. Cleveland	Dec. 6, 1959
400	at Dallas	Dec. 11, 2011
397	vs. Baltimore	Oct. 16, 2016

MOST TOUCHDOWNS PASSING

7	vs. Washington	Oct. 28, 1962
6	at New Orleans	Nov. 1, 2015
	vs. Dallas	Dec. 16, 1962

MOST PASSES HAD INTERCEPTED

7	at Pittsburgh	Nov. 30, 1952
5	on many occasions, most recently vs. Seattle	Dec. 15, 2013

DEFENSE**FEWEST ATTEMPTS, OPPONENT**

3	at Detroit	Sept. 23, 1934
4	vs. Bklyn. Dodgers	Dec. 7, 1941

MOST ATTEMPTS, OPPONENT

62	at Dallas	Oct. 28, 2012
	vs. St. Louis	Oct. 2, 2005
61	at Carolina	Dec. 10, 2006
60	at Washington	Nov. 23, 1997
59	vs. Chi. Bears	Oct. 23, 1949
57	at Philadelphia	Sept. 23, 1962

FEWEST COMPLETIONS ALLOWED

0	at Washington	Dec. 11, 1960
1	many games; Last: vs. Brooklyn	Dec. 6, 1942

MOST COMPLETIONS ALLOWED

41	vs. Dallas	Dec. 6, 2009
40	at New Orleans	Nov. 1, 2015
38	at Dallas	Sept. 14, 2025
	vs. St. Louis	Oct. 2, 2005
36	vs. Jets	Dec. 6, 2015
	at Dallas	Sept. 13, 2015
	at Dallas	Sept. 8, 2013
	at Dallas	Oct. 28, 2012
35	vs. St. Louis	Sept. 7, 2003
34	at Minnesota	Dec. 24, 2022
	at Washington	Sept. 16, 2021
	vs. Carolina	Dec. 10, 2006
	vs. Dallas	Oct. 5, 1997
	vs. Chicago	Oct. 23, 1949
33	at Dallas	Nov. 12, 2023
	at Philadelphia	Dec. 9, 2019
	at Philadelphia	Sept. 23, 1962
32	at Tampa Bay	Nov. 22, 2021
	at Los Angeles	Oct. 23, 2016
	vs. New England	Dec. 29, 2007
	vs. Arizona	Sept. 11, 2005
	vs. Washington	Sept. 18, 1994
	at San Francisco	Dec. 1, 1986

FEWEST YARDS ALLOWED (NET)

13	at Philadelphia	Dec. 11, 1977
16	at Washington	Dec. 11, 1960
0	at Chi. Cardinals	Nov. 22, 1959

MOST YARDS ALLOWED, NET

505	at New Orleans	Nov. 1, 2015
488	vs. Chi. Bears	Nov. 14, 1943
472	at Dallas	Nov. 12, 2023

460	at Philadelphia	Nov. 8, 1953
456	at San Diego	Oct. 19, 1980
MOST TOUCHDOWNS ALLOWED		
7	at New Orleans	Nov. 1, 2015
	vs. Chi. Bears	Nov. 14, 1943
6	vs. Cleveland	Dec. 12, 1964

INTERCEPTIONS**MOST INTERCEPTIONS BY GIANTS**

8	at N.Y. Yanks	Dec. 16, 1951
	at Green Bay	Nov. 21, 1948
7	vs. Washington	Dec. 8, 1963

MOST YARDS, RETURNS

144	at Philadelphia	Sept. 13, 1941
138	at Dallas	Oct. 15, 1961
137	at Washington	Oct. 29, 1995

MOST RETURNS FOR TOUCHDOWNS

2	at Buffalo	Dec. 23, 2007
	at Detroit	Oct. 27, 1996
	vs. Washington	Dec. 8, 1963
	vs. Washington	Dec. 4, 1938

PUNTS**MOST PUNTS**

15	at Chicago Bears	Nov. 17, 1935
14	at Detroit	Nov. 7, 1943
	at Brooklyn	Nov. 26, 1936
13	vs. Jets	Oct. 29, 2023
	at Washington	Nov. 23, 1997
	vs. Philadelphia	Nov. 24, 1935
	at Detroit	Sept. 23, 1934

MOST YARDS PUNTING

607	at Detroit	Sept. 23, 1934
602	at Brooklyn	Nov. 26, 1936
597	at Chicago Bears	Nov. 17, 1935
583	at Detroit	Nov. 7, 1943
549	vs. Jets	Oct. 29, 2023
537	at Washington	Nov. 23, 1997

PUNT RETURNS**MOST PUNT RETURNS**

9	at Philadelphia	Dec. 6, 1987
	at Philadelphia	Nov. 20, 1983
	vs. Philadelphia	Dec. 11, 1982
	at Philadelphia	Dec. 12, 1954
	vs. N.Y. Yanks	Dec. 3, 1950
8	at Washington	Jan. 1, 2017
	vs. L.A. Rams	Oct. 23, 2016
	at Dallas	Nov. 4, 1984
	at Washington	Sept. 13, 1981
	at St. Louis	Dec. 15, 1974
	vs. Green Bay	Nov. 1, 1959

MOST FAIR CATCHES

7	vs. Philadelphia	Dec. 28, 2014
6	at Atlanta	Oct. 15, 2007
	vs. Minnesota	Oct. 31, 1971
5	at Minnesota	Dec. 13, 2010
	at Dallas	Sept. 8, 1996
	vs. Philadelphia	Nov. 20, 1988

MOST YARDS GAINED

149	vs. Chi. Cardinals	Oct. 14, 1951
143	vs. Philadelphia	Dec. 11, 1982
123	vs. Dallas	Oct. 18, 1999
114	vs. Raiders	Dec. 24, 1989

KICKOFF RETURNS**MOST KICKOFF RETURNS**

12	at Washington	Nov. 27, 1966
10	vs. Chi. Cardinals	Oct. 17, 1948
9	at Minnesota	Jan. 3, 2010

	at Dallas	Sept. 18, 1966
	at Pittsburgh	Nov. 30, 1952
8	at Minnesota	Dec. 27, 2015
	at Green Bay	Dec. 26, 2010
	vs. Philadelphia	Dec. 13, 2009
	at Philadelphia	Nov. 1, 2009
	vs. N.E.	Dec. 29, 2007
	vs. Pittsburgh	Dec. 18, 2004
MOST YARDS GAINED		
287	vs. New Orleans	Dec. 9, 2012
274	at Washington	Nov. 27, 1966
263	vs. Rams	Nov. 14, 1948
259	vs. Pittsburgh	Dec. 18, 2004
236	at Cleveland	Dec. 4, 1966

FUMBLES

MOST FUMBLES		
9	at Buffalo	Oct. 20, 1975
8	vs. San Francisco	Dec. 1, 1957
7	vs. Philadelphia	Dec. 28, 2002
	vs. Philadelphia	Oct. 18, 1964
	vs. Washington	Nov. 5, 1950
MOST OWN FUMBLES RECOVERED		
6	at Buffalo	Oct. 20, 1975
5	vs. Dallas	Oct. 27, 1974
	vs. Philadelphia	Oct. 18, 1964
	vs. Washington	Nov. 5, 1950
	at Philadelphia	Nov. 3, 1946
	vs. Pittsburgh	Oct. 21, 1945
MOST OPPONENTS' FUMBLES RECOVERED		
6	at Pittsburgh	Sept. 17, 1950
5	at Dallas	Oct. 11, 1971
4	many times, most recently vs. Washington	Dec. 5, 2010

PENALTIES

MOST PENALTIES		
17	at Washington	Oct. 9, 1949
	vs. Boston Yankees	Nov. 28, 1948
16	at Seattle	Nov. 27, 2005
15	at Washington	Sept. 21, 2003
	at Minnesota	Nov. 19, 2001
	at Oakland	Sept. 13, 1998
	at Buffalo	Oct. 18, 1987
14	vs. Chicago	Nov. 7, 2004
	vs. Detroit	Oct. 30, 1994
13	eight occasions, most recently at Dallas	Nov. 28, 2024
MOST YARDS PENALIZED		
177	at Washington	Oct. 9, 1949
175	vs. Boston	Oct. 19, 1947
150	at Minnesota	Nov. 19, 2001
	at Detroit	Nov. 2, 1947
149	at St. Louis	Dec. 21, 2014
145	at Buffalo	Oct. 18, 1987

SCORING

OFFENSE

MOST POINTS

448 1963
429 2012
427 2008
422 2005
420 2015
402 2009
399 1985
398 1962

FEWEST POINTS

79 1928
93 1932
115 1936

MOST TOUCHDOWNS

57 1963
49 1962, 1967
48 1985, 2010
47 2011, 2012, 2015
46 1961, 2009
45 2005, 2008

FEWEST TOUCHDOWNS

12 1928
14 1932
15 1937
16 1925, 1936, 1940

MOST TOUCHDOWNS RUSHING

27 1930
24 1985
21 1950
20 1992

FEWEST TOUCHDOWNS RUSHING

3 1932
4 1936, 1937, 1987, 1996

MOST TOUCHDOWNS PASSING

39 1963
36 2015
35 1962
33 1967

FEWEST TOUCHDOWNS PASSING

0 1928
4 1926
5 1934

MOST TOUCHDOWNS ON RETURNS

10 1951
6 1944, 1947, 1948, 1949, 1961, 1963, 1996, 2007, 2015

MOST POINTS AFTER TOUCHDOWN

52 1963
47 1962
46 1961, 2012
45 1967, 1985, 2009

FEWEST POINTS AFTER TOUCHDOWN

4 1928
7 1932
8 1925

MOST FIELD GOAL ATTEMPTS

42 2005, 1983
41 1970
39 2012
38 2008
1989
1981

MOST FIELD GOALS

35 2008, 2005, 1983
33 2012
32 2018
30 2020
2015
29 1989, 2021
27 2009
26 1986, 1993, 2002
25 1970, 1999
24 1981, 1988, 1991, 1996, 2014
23 2001, 2006, 2007, 2013, 2024

FEWEST FIELD GOALS

0 1932
1 1926, 1928, 1930, 1931, 1936, 1948

HIGHEST FIELD GOAL PERCENTAGE

97.0 2018
96.9 2020
95.5 2016
93.8 2015
92.3 2014
92.1 2008
88.9 1996
88.7 2013
87.9 2021
85.2 2006, 2007
84.6 2012

MOST SAFETIES

3 2008, 1927
2 1944, 1950, 1953, 1961, 1989, 1994, 1996, 2011

DEFENSE

FEWEST POINTS ALLOWED

20 1927
51 1926
67 1925
75 1944

MOST POINTS ALLOWED

501 1966
451 2019
442 2015
427 2009
425 1980
416 2021
415 2024
412 2018
407 2023

FEWEST TOUCHDOWNS ALLOWED

3 1927
7 1926
8 1925

MOST TOUCHDOWNS ALLOWED

66 1966
55 1980
54 1948, 2009, 2019

MOST POINTS AFTER TOUCHDOWN ALLOWED

63 1966
52 1948
51 1980

MOST FIELD GOALS ALLOWED

34 2016, 2021
31 2015, 2018
29 1991, 1994, 2013, 2014, 2024
28 1995, 2003, 2017
26 2012
25 1988, 2011, 2019, 2023
24 1999
23 1987, 1998, 2001, 2010

MOST SAFETIES BY OPPONENT

3 1984
2 1965, 2010

FIRST DOWNS

OFFENSE

MOST FIRST DOWNS

356 1985
338 2008
336 2014
331 2010, 2011, 2015
327 2012
324 1986
323 2002, 2009
321 2007
317 1988
312 2005
310 1984, 2000
308 1999
304 2006
300 1993, 2003

MOST FIRST DOWNS RUSHING

138 1985
130 2008
127 1986, 1993

125 1978
124 1956

MOST FIRST DOWNS PASSING

218 2014
216 2011
208 2015, 2018
198 1984
197 1999
195 2000, 2002
194 2009
192 1985, 2010
190 2016

MOST FIRST DOWNS BY PENALTY

46 2015
38 2021
37 2012
36 1997
35 2007, 2014, 2019
34 2005
33 2004
32 2008, 1992
31 2011

DEFENSE**FEWEST FIRST DOWNS ALLOWED**

104 1938
106 1937
116 1941

MOST FIRST DOWNS ALLOWED

367 2015
365 2021
353 2020
352 2023
346 2018
343 2019
338 2011
336 1980
335 1995
327 2013

FEWEST FIRST DOWNS RUSHING ALLOWED

55 1982
58 1938
59 1937

MOST FIRST DOWNS RUSHING ALLOWED

156 1980
155 1978
137 1975

FEWEST FIRST DOWNS PASSING ALLOWED

41 1937
43 1938
47 1941

MOST FIRST DOWNS PASSING ALLOWED

236 2015
216 2021
211 2019
210 2011
205 2018
198 2013
196 2012
195 1997
191 2016

NET YARDS**OFFENSE****MOST YARDS GAINED**

6,161 2011
6,085 2010
5,956 2015
5,884 1985
5,875 2014
5,856 2009
5,787 2005
5,697 2018
5,695 2008
5,687 2012
5,416 2019
5,378 1986

DEFENSE**FEWEST YARDS ALLOWED**

2,029 1938
2,054 1935
2,169 1937
2,219 1940

MOST YARDS ALLOWED

6,725 2015
6,149 2023
6,134 2012
6,037 2019
6,032 2021
6,022 2011
6,012 2014
5,971 2017
5,942 2018
5,896 2024

RUSHING**OFFENSE****MOST RUSHING ATTEMPTS**

581 1985
580 1978
567 1934

FEWEST RUSHING ATTEMPTS

244 1982
316 1945
362 1948
366 1947

MOST YARDS RUSHING

2,518 2008
2,451 1985
2,336 1950
2,304 1978

FEWEST YARDS RUSHING

769 1945
842 1982
1,049 1953

MOST TOUCHDOWNS RUSHING

27 1930
24 1985
21 1950
20 1992
19 2008
18 1956, 1986, 2004, 2012

DEFENSE**FEWEST ATTEMPTS, OPPONENT**

301 1982
350 1986
359 2000
366 1943

MOST ATTEMPTS, OPPONENT

640 1978
618 1979
584 1980
580 2005
560 1976

FEWEST YARDS ALLOWED

913 1951
977 1940
1,000 1944
1,006 1943

MOST YARDS ALLOWED

2,656 1978
2,507 1980
2,452 1979
2,422 1975

FEWEST TOUCHDOWNS ALLOWED

1 1927
2 1944
3 1926, 1938

MOST TOUCHDOWNS ALLOWED

31 1980
25 1948, 1978
24 2023

PASSING

OFFENSE

MOST PASSES ATTEMPTED

623 2015
616 2003
608 2017
607 2014, 2019
602 1999
598 2016
593 2021
591 2024
589 2011
583 2018

FEWEST PASSES ATTEMPTED

125 1944
148 1942
149 1934
1943

MOST PASSES COMPLETED

392 2015
383 2014
382 2018
377 2016
376 2019
373 2017
366 2024
359 2011
351 2021
350 1999

FEWEST PASSES COMPLETED

47 1944
63 1943
64 1934
67 1942

HIGHEST COMPLETION PERCENTAGE

65.5 2018
65.3 2023
63.1 2014
63.0 2016
62.9 2010, 2015
62.4 2009
62.1 2020
61.9 2019, 2024
61.6 2002
61.3 2017

MOST YARDS GAINED (NET)

4,734 2011
4,347 2015
4,272 2014
4,047 2018
4,019 2009
3,951 2002
3,885 2010
3,879 2016
3,825 2012
3,719 1999
3,731 2019

MOST TOUCHDOWN PASSES

39 1963
36 2015
35 1962
33 1967
31 2010

MOST PASSES HAD INTERCEPTED

34 1953
31 1966
1983

FEWEST PASSES HAD INTERCEPTED

5 1990
8 1969, 1991

DEFENSE

FEWEST ATTEMPTS, OPPONENT

149 1963
182 1937
184 1934

MOST ATTEMPTS, OPPONENT

638 2015
630 2016
611 2021
601 2013
596 1997
589 2011
587 1986
585 2000
582 2023
574 2020

FEWEST COMPLETIONS, OPPONENTS

54 1934
60 1936
62 1933

MOST COMPLETIONS, OPPONENT

423 2015
402 2021
388 2020
371 2023
369 2016, 2019
362 2018
361 2011, 2013
349 2024
347 2017
341 2012

FEWEST YARDS ALLOWED (NET)

744 1934
809 1933
914 1938

MOST YARDS ALLOWED (NET)

4,783 2015
4,260 2016
4,225 2019
4,082 2011
4,068 2012
4,044 2018
4,038 2017
4,018 2016
3,898 2023
3,850 2014
3,839 2021

FEWEST TOUCHDOWNS ALLOWED

2 1927
3 1939, 1944

MOST TOUCHDOWNS ALLOWED

36 1966
32 2017
31 2015
30 2019
28 1964, 2004, 2011
27 2021

INTERCEPTIONS

MOST INTERCEPTIONS

41 1951
39 1948
35 1939

FEWEST INTERCEPTIONS

5 2024
10 2003
11 2002
12 1976, 1977, 1982, 1991
13 1945, 2009, 2017

MOST YARDS, RETURNS

569 1941
561 1948
549 1944

FEWEST YARDS, RETURNS

52 2024
62 1976
91 1974
93 2002
110 2010
113 1980, 2004

MOST TOUCHDOWNS, RETURNS

5 1963

SACKS

MOST SACKS

68	1985
59	1986
55	1987
54	1997, 1998
53	2007

PUNTING

MOST PUNTS

112	1997
104	1979
102	1996
101	1998
100	1977

FEWEST PUNTS

47	1972
49	1960, 1982
50	1945, 1946
53	1945, 1946
	1966

MOST YARDS

4,566	1998
4,531	1997
4,445	1979
4,372	2023
4,297	2016
4,289	1996

HIGHEST PUNTING AVERAGE

47.5	2012
46.9	2013
46.6	1959
46.2	2016
46.0	2023
45.7	2011
45.5	2014
45.4	1964, 2018

HIGHEST NET PUNT AVERAGE (SINCE 1976)

42.3	2019, 2023
41.8	2018
40.9	2016
40.3	2024
40.2	2008

PUNT RETURNS

MOST PUNT RETURNS

64	1981
55	1953, 1983, 1984, 1987

MOST YARDS GAINED

717	1941
675	1951
626	1938

HIGHEST RETURN AVERAGE

15.3	1941
14.1	1951
13.3	1943

KICKOFF RETURNS

MOST KICKOFF RETURNS

80	1966
73	1994
72	2003
71	1980, 1983, 2009
70	2006

MOST YARDS GAINED

1,688	1,688
1,658	1,658
1,648	1,648
1,616	1,616
1,579	1,579
1,529	1,529
1,502	1,502

HIGHEST RETURN AVERAGE

28.3	2024
27.4	1944
26.3	1953
26.2	2012
26.0	1946

FUMBLES

MOST FUMBLES

49	1960
44	1964, 1975
40	1961, 2001

MOST OWN FUMBLES RECOVERED

23	1960
21	1964, 1975, 1981

MOST OPPONENTS' FUMBLES RECOVERED

27	1950
26	1946
23	1980, 2010

PENALTIES

MOST PENALTIES

143	2005
127	2003
124	1998
122	1979
118	2004
116	1997
114	2018

MOST YARDS PENALIZED

1,115	2005
1,090	2003
1,047	1979
1,020	1983
1,016	1978

SERVICE

MOST GAMES, CAREER

15	Lawrence Taylor
12	Eli Manning
11	Carl Banks
	Leonard Marshall
	Bart Oates
	Gary Reasons
	William Roberts
	Amani Toomer
	Perry Williams
	Brandon Jacobs
	David Diehl
	Kareem McKenzie
	Chris Snee
11	Chase Blackburn
	Phil Simms
	Michael Strahan
	Justin Tuck
	Osi Umenyiora
	Corey Webster
	Zak DeOssie

SCORING

MOST POINTS, CAREER

59	Lawrence Tynes
52	Amani Toomer
36	Brad Daluiso
	Ken Strong
30	Brandon Jacobs
	Matt Bahr
26	Raul Allegre

MOST POINTS, GAME

18	Amani Toomer, at San Fran.	Jan. 5, 2003
17	Ken Strong, vs. Chi. Bears	Dec. 9, 1934
16	Brad Daluiso, vs. Minn.	Dec. 27, 1997

TOUCHDOWNS

MOST TOUCHDOWNS, CAREER

7	Amani Toomer
5	Brandon Jacobs
4	Joe Morris
	Ken Strong
	Hakeem Nicks
3	Plaxico Burress
	Ottis Anderson
	Mark Bavaro
	Frank Gifford

MOST TOUCHDOWNS, GAME

3	Amani Toomer, at San Fran.	Jan. 5, 2003
2	Ken Strong, vs. Chicago	Dec. 9, 1943
	Alex Webster, vs. Chicago	Dec. 30, 1956
	Johnny Perkins, at San Fran.	Jan. 3, 1982
	Joe Morris, vs. San Francisco	Jan. 4, 1987
	Rodney Hampton, vs. Minn.	Jan. 9, 1994
	Ike Hilliard, vs. Minnesota	Jan. 14, 2001
	Amani Toomer, at Dallas	Jan. 13, 2008
	Hakeem Nicks, vs. Atlanta	Jan. 8, 2012
	Hakeem Nicks, at Green Bay	Jan. 15, 2012
	Saquon Barkley, at Minnesota	Jan. 15, 2023

POINT AFTER TOUCHDOWNS

MOST EXTRA POINT ATTEMPTS, CAREER

20	Lawrence Tynes
15	Raul Allegre
9	Brad Daluiso, Ken Strong
6	Matt Bahr, Joe Danelo

MOST EXTRA POINT ATTEMPTS, GAME

7	Raul Allegre, vs. San Fran.	Jan. 4, 1987
6	Ben Agajanian, vs. Chicago	Dec. 30, 1956
5	Raul Allegre, vs. Denver	Jan. 25, 1987
	Brad Daluiso, vs. Minn.	Jan. 14, 2001
	Matt Bryant, at San Fran.	Jan. 5, 2003

MOST EXTRA POINTS MADE, CAREER

20	Lawrence Tynes
14	Raul Allegre
9	Brad Daluiso, Ken Strong
6	Matt Bahr, Joe Danelo

MOST EXTRA POINTS MADE, GAME

7	Raul Allegre, vs. San Fran.	Jan. 4, 1987
5	Ben Agajanian, vs. Chi.	Dec. 30, 1956
	Brad Daluiso, vs. Minnesota	Jan. 14, 2001
	Matt Bryant, at San Francisco	Jan. 5, 2003
4	Raul Allegre, vs. Denver	Jan. 25, 1987
	Matt Bahr, vs. Chicago	Jan. 13, 1991
	Lawrence Tynes, at Green Bay	Jan. 15, 2012
	Graham Gano, at Minnesota	Jan. 15, 2023

MOST TWO-POINT CONVERSIONS

None

FIELD GOALS

MOST FIELD GOAL ATTEMPTS, CAREER

17	Lawrence Tynes
10	Brad Daluiso
9	Matt Bahr
5	Ward Cuff
	Ali Haji-Sheikh
	Eric Schubert
	Pat Summerall

MOST FIELD GOAL ATTEMPTS, GAME

6	Matt Bahr, at San Francisco	Jan. 20, 1991
5	John Carney, vs. Philadelphia	Jan. 11, 2009
	Brad Daluiso, vs. Minnesota	Dec. 27, 1997
	Lawrence Tynes, at Green Bay	Jan. 20, 2008
4	Eric Schubert, vs. San Fran.	Dec. 29, 1985
	Lawrence Tynes, at Green Bay	Jan. 15, 2012

MOST FIELD GOALS MADE, CAREER

13	Lawrence Tynes
9	Brad Daluiso
8	Matt Bahr
5	Pat Summerall

MOST FIELD GOALS MADE, GAME

5	Matt Bahr, at San Francisco	Jan. 20, 1991
	Brad Daluiso, vs. Minn.	Dec. 27, 1997
3	Pat Summerall, at Baltimore	Dec. 27, 1959
	Ali Haji-Sheikh, at L.A. Rams	Dec. 23, 1984
	Lawrence Tynes, at Green Bay	Jan. 20, 2008
	John Carney, vs. Philadelphia	Jan. 11, 2009
	Lawrence Tynes, at Green Bay	Jan. 15, 2012
2	By many	

HIGHEST FIELD GOAL PCT., CAREER (MIN.: 5 FGA)

1.000	Pat Summerall (5-5)
.900	Brad Daluiso (9-10)
.889	Matt Bahr (8-9)

LONGEST FIELD GOAL

51	Brad Daluiso, vs. Minnesota	Dec. 27, 1997
48	Joe Danelo, at San Francisco	Jan. 3, 1982
47	Eric Schubert, vs. San Fran.	Dec. 29, 1985
	Raul Allegre, vs. Washington	Jan. 11, 1987
	Lawrence Tynes, at Green Bay	Jan. 20, 2008

SAFETIES

MOST SAFETIES

1	George Martin, vs. Denver	Jan. 25, 1987
	Team, vs. Philadelphia	Jan. 11, 2009

RUSHING

ATTEMPTS

MOST RUSH ATTEMPTS, CAREER

140	Joe Morris
120	Brandon Jacobs
111	Ahmad Bradshaw
94	Tiki Barber
93	Ottis Anderson

MOST RUSH ATTEMPTS, GAME

33	Rob Carpenter, at Phil.	Dec. 27, 1981
	Rodney Hampton, vs. Minn.	Jan. 9, 1994
29	Joe Morris, vs. Washington	Jan. 11, 1987
28	Joe Morris, vs. San Fran.	Dec. 29, 1985

YARDS

MOST RUSH YARDS, CAREER

553	Joe Morris
480	Ahmad Bradshaw
461	Brandon Jacobs
375	Ottis Anderson
338	Tiki Barber

MOST RUSH YARDS, GAME

161	Rob Carpenter, at Phil.	Dec. 27, 1981
	Rodney Hampton, vs. Minn.	Jan. 9, 1994
159	Joe Morris, vs. San Francisco	Jan. 4, 1987
141	Joe Morris, vs. San Fran.	Dec. 29, 1985

LONGEST RUSH

51	Rodney Hampton, vs. Minn.	Jan. 9, 1994
45	Joe Morris, vs. San Francisco	Jan. 4, 1987
42	Ken Strong, vs. Chicago	Dec. 9, 1934

HIGHEST RUSH AVERAGE, CAREER (MIN.: 50 ATTEMPTS)

4.32	Ahmad Bradshaw (111-480)
4.03	Ottis Anderson (93-375)
3.95	Joe Morris (140-553)
3.88	Rodney Hampton (50-194)
3.84	Brandon Jacobs (120-461)

HIGHEST RUSH AVERAGE, GAME (MIN.: 10 ATTEMPTS)

6.63	Joe Morris, vs. San Fran. (24-159)	Jan. 4, 1987
6.57	Brandon Jacobs vs. Atlanta (14-92)	Jan. 8, 2012
6.33	Choo Choo Roberts, at Clev. (12-76)	Dec. 17, 1950
5.75	Tiki Barber, vs. Minn. (12-69)	Jan. 14, 2001

TOUCHDOWNS

MOST RUSH TOUCHDOWNS, CAREER

4	Joe Morris
	Brandon Jacobs
3	Ottis Anderson
2	Saquon Barkley
	Ahmad Bradshaw
	Rodney Hampton
	Ken Strong
	Mel Triplett
	Alex Webster

MOST RUSH TOUCHDOWNS, GAME

2	Ken Strong, vs. Chicago	Dec. 9, 1934
	Alex Webster, vs. Chicago	Dec. 30, 1956
	Joe Morris, vs. San Francisco	Jan. 4, 1987
	Rodney Hampton, vs. Minnesota	Jan. 9, 1994
	Saquon Barkley, at Minnesota	Jan. 15, 2023

PASSING

ATTEMPTS

MOST PASS ATTEMPTS, CAREER

400	Eli Manning
279	Phil Simms
140	Kerry Collins
92	Charlie Conerly

MOST PASS ATTEMPTS, GAME

58	Eli Manning, at San Fran.	Jan. 22, 2012
44	Eli Manning, at Green Bay	Jan. 8, 2017
	Phil Simms, at San Fran.	Dec. 29, 1984
43	Kerry Collins, at San Fran.	Jan. 5, 2003
41	Y.A. Tittle, vs. Green Bay	Dec. 30, 1962
40	Eli Manning, at Green Bay	Jan. 20, 2008
	Eli Manning, vs. New England	Feb. 5, 2012

COMPLETIONS

MOST PASS COMPLETIONS, CAREER

242	Eli Manning
157	Phil Simms
84	Kerry Collins
48	Charlie Conerly

MOST PASS COMPLETIONS, GAME

32	Eli Manning, at San Fran.	Jan. 22, 2012
30	Eli Manning, vs. New England	Feb. 5, 2012
29	Kerry Collins, at San Fran.	Jan. 5, 2003
28	Kerry Collins, vs. Minn.	Jan. 14, 2001
25	Phil Simms, at San Fran.	Dec. 29, 1984

HIGHEST COMPLETION PERCENTAGE, CAREER (MIN.: 50 ATTEMPTS)

62.90	Daniel Jones (39-62)
60.50	Eli Manning (242-400)
60.00	Kerry Collins (84-140)
59.21	Jeff Hostetler (45-76)
56.27	Phil Simms (157-279)

HIGHEST COMPLETION PERCENTAGE, GAME (MIN.: 15 ATTEMPTS)

88.00	Phil Simms, vs. Denver (22-25)	Jan. 25, 1987
75.00	Eli Manning, vs. New England (40-40)	Feb. 5, 2012
74.07	Eli Manning, at Tampa (20-27)	Jan. 6, 2008
71.87	Eli Manning, vs. Atlanta (23-32)	Jan. 8, 2012
71.79	Kerry Collins, vs. Minn. (28-39)	Jan. 14, 2001

70.97 Phil Simms, at L.A. Rams (22-31)

Dec. 23, 1984

YARDS

MOST PASS YARDS, CAREER

2,815	Eli Manning
1,679	Phil Simms
960	Kerry Collins
785	Charlie Conerly

MOST PASS YARDS, GAME

381	Kerry Collins, vs. Minn.	Jan. 14, 2001
342	Kerry Collins, at San Fran.	Jan. 5, 2003
330	Eli Manning, at Green Bay	Jan. 15, 2012
316	Eli Manning, at San Fran.	Jan. 22, 2012
301	Daniel Jones, at Minn.	Jan. 15, 2023

TOUCHDOWNS

MOST PASS TOUCHDOWNS, CAREER

18	Eli Manning
10	Phil Simms
9	Kerry Collins
8	Scott Brunner

MOST PASS TOUCHDOWNS, GAME

5	Kerry Collins, vs. Minn.	Jan. 14, 2001
4	Phil Simms, vs. San Fran.	Jan. 4, 1987
	Kerry Collins, at San Fran.	Jan. 5, 2003
3	Scott Brunner, at Phil.	Dec. 27, 1981
	Scott Brunner, at San Fran.	Jan. 3, 1982
	Phil Simms, vs. Denver	Jan. 25, 1987
	Eli Manning, vs. Atlanta	Jan. 8, 2012
	Eli Manning, at Green Bay	Jan. 15, 2012

LONGEST PASS COMPLETION

72	Scott Brunner, at San Fran.	Jan. 3, 1982
	Eli Manning, vs. Atlanta	Jan. 8, 2012
67	Charlie Conerly, vs. Chicago	Dec. 30, 1956
66	Eli Manning, at Green Bay	Jan. 15, 2012
62	Charlie Conerly, vs. Baltimore	Dec. 28, 1958

HIGHEST PASS TD PCT., CAREER (MIN.: 50 ATTEMPTS)

11.76	Scott Brunner (6-51)
6.43	Kerry Collins (9-140)
4.50	Eli Manning (18-400)
4.35	Charlie Conerly (4-92)

INTERCEPTIONS

MOST PASSES HAD INTERCEPTED, CAREER

10	Y.A. Tittle
9	Eli Manning
8	Tuffy Leemans
7	Kerry Collins

MOST PASSES HAD INTERCEPTED, GAME

6	Frank Filchuck, vs. Chicago	Dec. 15, 1946
5	Y.A. Tittle, at Chicago	Dec. 29, 1963
4	Arnie Herber, vs. Green Bay	Dec. 17, 1944
	Y.A. Tittle, at Green Bay	Dec. 31, 1961
	Kerry Collins, vs. Baltimore	Jan. 28, 2001

LOWEST PASS INT. PERCENTAGE, CAREER (MIN.: 50 ATTEMPTS)

0.00	Jeff Hostetler (0-76)
1.61	Daniel Jones (1-62)
2.15	Phil Simms (6-279)
2.30	Eli Manning (9-400)
4.35	Charlie Conerly (4-92)

RECEIVING

RECEPTIONS

MOST RECEPTIONS, CAREER

55	Amani Toomer
30	Mark Bavaro
28	Hakeem Nicks
25	Rob Carpenter
24	Tiki Barber

MOST RECEPTIONS, GAME

11	Plaxico Burress, at Green Bay	Jan. 20, 2008
10	Ike Hilliard, vs. Minnesota	Jan. 14, 2001
	Victor Cruz, at San Fran.	Jan. 22, 2012
	Hakeem Nicks, vs. New England	Feb. 12, 2012
9	Bob Schnelker, at Baltimore	Dec. 27, 1959
8	Isaiah Hodgins, at Minnesota	Jan. 15, 2023
	Amani Toomer, at San Fran.	Jan. 5, 2003

YARDS

MOST RECEIVING YARDS, CAREER

608	Amani Toomer
444	Hakeem Nicks
366	Mark Bavaro
310	Plaxico Burress
284	Bob Schnelker

MOST RECEIVING YARDS, GAME

175	Bob Schnelker, at Baltimore	Dec. 27, 1959
165	Hakeem Nicks, at Green Bay	Jan. 15, 2012
155	Ike Hilliard, vs. Minnesota	Jan. 14, 2001
151	Plaxico Burress, at Green Bay	Jan. 20, 2008
142	Victor Cruz, at San Fran.	Jan. 22, 2012

MOST YARDS PER RECEPTIONS, CAREER (MIN.: 15 RECEPTIONS)

15.9	Hakeem Nicks (28-444)
13.9	Frank Gifford (17-236)
13.8	Amani Toomer (44-608)
	Ike Hilliard (16-220)
13.5	Plaxico Burress (23-310)
12.8	Victor Cruz (21-269)

MOST YARDS PER RECEPTION, GAME (MIN.: 3 RECEPTIONS)

39.33	Earnest Gray, at San Fran. (3-118)	Jan. 3, 1982
32.75	Frank Gifford, vs. Chicago (4-131)	Dec. 30, 1956
23.67	Frank Liebel, vs. Green Bay (3-71)	Dec. 17, 1944

LONGEST RECEPTION

72	Earnest Gray, at San Fran.	Jan. 3, 1982
	Hakeem Nicks, vs. Atlanta	Jan. 8, 2012
67	Frank Gifford, vs. Chicago	Dec. 30, 1956
66	Hakeem Nicks, at Green Bay	Jan. 15, 2012
62	Kyle Rote, vs. Baltimore	Dec. 28, 1958

TOUCHDOWNS

MOST RECEIVING TOUCHDOWNS, CAREER

7	Amani Toomer
4	Hakeem Nicks
3	Plaxico Burress
	Mark Bavaro
	Frank Gifford
	Mario Manningham
2	6 tied

MOST RECEIVING TOUCHDOWNS, GAME

3	Amani Toomer, at San Fran.	Jan. 5, 2003
2	Johnny Perkins, at San Fran.	Jan. 3, 1982
	Ike Hilliard, vs. Minnesota	Jan. 14, 2001
	Amani Toomer, at Dallas	Jan. 13, 2008
	Hakeem Nicks, vs. Atlanta	Jan. 8, 2012
	Hakeem Nicks, at Green Bay	Jan. 15, 2012
1	By many	

INTERCEPTIONS

MOST INTERCEPTIONS, CAREER

4	Jason Sehorn
3	R.W. McQuarters
	Lindon Crow
	Howie Livingston
	Gary Reasons
2	Corey Webster
	Mark Collins
	Ed Danowski

MOST INTERCEPTIONS, GAME

2	Howie Livingston, vs. Chicago	Dec. 15, 1946
	Lindon Crow, vs. Cleveland	Dec. 21, 1958
	Gary Reasons, at San Fran.	Dec. 29, 1984

MOST INTERCEPTION YARDS, CAREER

68	Jason Sehorn
48	Gary Reasons
37	Everson Walls

MOST INTERCEPTION YARDS, GAME

37	Everson Walls, vs. Chicago	Jan. 13, 1991
36	Jason Sehorn, vs. Minnesota	Dec. 27, 1997
34t	Lawrence Taylor, vs. San Fran.	Jan. 4, 1987

LONGEST INTERCEPTION RETURN

37	Everson Walls, vs. Chi.	Jan. 13, 1991
36	Jason Sehorn, vs. Minn.	Dec. 27, 1997
34t	Lawrence Taylor, vs. San Fran.	Jan. 4, 1987

MOST INTERCEPTION TOUCHDOWNS

1	Harry Carson, at San Fran.	Dec. 29, 1984
	Lawrence Taylor, vs. San Fran.	Jan. 4, 1987

Jason Sehorn, vs. Phil.

Jan. 7, 2001

PUNTING

MOST PUNTS, CAREER

45	Sean Landeta
38	Don Chandler
31	Jeff Feagles
24	Brad Maynard
22	Steve Weatherford

MOST PUNTS, GAME

12	Steve Weatherford, at San Fran.	Jan. 22, 2012
11	Ken Strong, at Chicago	Dec. 17, 1933
	Brad Maynard, vs. Baltimore	Jan. 28, 2001
10	Len Younce, vs. Green Bay	Dec. 17, 1944
9	Len Younce, vs. Washington	Dec. 19, 1943
	Sean Landeta, at Chicago	Jan. 5, 1986

MOST PUNT YARDS, CAREER

1,832	Sean Landeta
1,664	Don Chandler
1,271	Jeff Feagles
999	Steve Weatherford
899	Brad Maynard

MOST PUNT YARDS, GAME

557	Steve Weatherford, at San Fran.	Jan. 22, 2012
422	Brad Maynard, vs. Baltimore	Jan. 28, 2001
410	Len Younce, vs. Green Bay	Dec. 17, 1944
362	Len Younce, vs. Washington	Dec. 19, 1943

HIGHEST PUNT AVERAGE, CAREER (MIN.: 15 PUNTS)

45.9	Steve Weatherford (22-999)
43.8	Don Chandler (38-1,664)
41.0	Jeff Feagles (31-1,271)
40.7	Sean Landeta (45-1,832)
40.6	Dave Jennings (18-730)

HIGHEST PUNT AVERAGE, GAME (MIN.: 4 PUNTS)

47.8	Don Chandler, at Baltimore (6-287)	Dec. 27, 1959
47.0	Don Chandler, vs. Cleveland (7-329)	Dec. 21, 1958
46.4	Steve Weatherford, at San Fran. (12-557)	Jan. 22, 2012
45.8	Steve Weatherford, vs. Atlanta (4-183)	Jan. 8, 2012
45.7	Ken Strong, vs. Chi. Bears (6-274)	Dec. 9, 1934
	Don Chandler, vs. Baltimore (6-274)	Dec. 28, 1958

LONGEST PUNT

76	Ed Danowski, at Detroit	Dec. 15, 1935
72	Charlie Conerly, at Clev.	Dec. 17, 1950
64	Don Chandler, vs. Cleveland	Dec. 21, 1958

PUNT RETURNS

MOST PUNT RETURNS, CAREER

19	Phil McConkey
14	R.W. McQuarters
12	Dave Meggett
9	Will Blackmon
8	Amani Toomer

MOST PUNT RETURNS, GAME

7	Phil McConkey, vs. San Fran.	Jan. 4, 1987
5	Phil McConkey, vs. Wash.	Jan. 11, 1987
	Dave Meggett, at San Fran.	Jan. 20, 1991
	Amani Toomer, vs. Phil.	Jan. 7, 2001
	Will Blackmon, vs. Atlanta	Jan. 8, 2012
4	Leon Bright, at Philadelphia	Dec. 27, 1981
	Phil McConkey, vs. San Fran.	Dec. 29, 1985
	R.W. McQuarters, at Green Bay	Jan. 20, 2008

MOST FAIR CATCHES, CAREER

7	Dave Meggett
6	Will Blackmon
5	R.W. McQuarters
3	Ike Hilliard
	Joe Morrison
2	Amani Toomer
	Tiki Barber
	Phil McConkey

MOST FAIR CATCHES, GAME

3	Dave Meggett, vs. Buffalo	Jan. 27, 1991
	Dave Meggett, vs. Minnesota	Jan. 9, 1994
2	Joe Morrison, at Baltimore	Dec. 27, 1959
	Amani Toomer, vs. Minnesota	Dec. 27, 1997
	Tiki Barber, vs. Baltimore	Jan. 28, 2001
	R.W. McQuarters, at Tampa Bay	Jan. 6, 2008
	R.W. McQuarters, at Dallas	Jan. 13, 2008

Will Blackmon, at San Fran. Jan. 22, 2012
 Will Blackmon, vs. New England Feb. 5, 2012

MOST PUNT RETURN YARDS, CAREER

147 Phil McConkey
 117 R.W. McQuarters
 100 Dave Meggett
 66 Ken Strong
 64 Will Blackmon

MOST PUNT RETURN YARDS, GAME

66 Ken Strong, vs. Chicago Dec. 9, 1934
 57 Phil McConkey, vs. San Fran. Jan. 4, 1987
 42 Dave Meggett, at San Fran. Jan. 20, 1991

HIGHEST PUNT RETURN AVERAGE, CAREER (MIN.: 5 RETURNS)

8.4 R.W. McQuarters (14-117)
 8.3 Dave Meggett (12-100)
 7.8 Lionel Manuel (6-47)
 7.7 Phil McConkey (19-147)
 7.1 Leon Bright (7-50)
 Will Blackmon (9-64)

HIGHEST PUNT RETURN AVERAGE, GAME (MIN.: 3 RETURNS)

22.0 Ken Strong, vs. Chicago (3-66) Dec. 9, 1934
 11.0 Ike Hilliard, vs. Baltimore (3-33) Jan. 28, 2001
 Delvin Joyce, at San Fran. (3-33) Jan. 5, 2003
 9.7 Aaron Ross, at San Fran. (3-29) Jan. 22, 2012
 8.4 Dave Meggett, at San Fran. (5-42) Jan. 20, 1991

LONGEST PUNT RETURN

42 Ken Strong, vs. Chicago Dec. 9, 1934
 26 Harry Newman, at Chicago Dec. 17, 1933
 25 Dave Brown, vs. Washington Dec. 19, 1943
 Phil McConkey, vs. Denver Jan. 25, 1987
 R.W. McQuarters, at Dallas Jan. 13, 2008

MOST PUNT RETURN TOUCHDOWNS, CAREER

None

KICKOFF RETURNS

MOST KICKOFF RETURNS, CAREER

12 Domenik Hixon
 10 Dave Meggett
 8 Ron Dixon, Kenny Hill
 7 Lee Rouson

MOST KICKOFF RETURNS, GAME

6 Ahmad Bradshaw, vs. Phil. Jan. 11, 2009
 Chad Morton, vs. Carolina Jan. 8, 2006
 Ron Dixon, vs. Baltimore Jan. 28, 2001
 5 Joel Wells, at Green Bay Dec. 31, 1961
 Leon Bright, at San Francisco Jan. 3, 1982
 Delvin Joyce, at San Fran. Jan. 5, 2003
 Domenik Hixon, at Green Bay Jan. 20, 2008
 4 Kenny Hill, at San Francisco Dec. 29, 1984
 Dave Meggett, at San Fran. Jan. 15, 1994

MOST KICKOFF RETURN YARDS, CAREER

290 Domenik Hixon
 272 Ron Dixon
 180 Ahmad Bradshaw
 173 Kenny Hill
 167 Dave Meggett

MOST KICKOFF RETURN YARDS, GAME

180 Ahmad Bradshaw, vs. Philadelphia Jan. 11, 2009
 153 Ron Dixon, vs. Baltimore Jan. 28, 2001
 130 Gary Brightwell, at Philadelphia Jan. 21, 2023
 122 Chad Morton, vs. Carolina Jan. 8, 2006
 121 R.W. McQuarters, at Green Bay Jan. 20, 2008

HIGHEST KICKOFF RETURN AVERAGE, CAREER (MIN.: 5 RETURNS)

34.0 Ron Dixon (8-272)
 30.0 Ahmad Bradshaw (6-180)
 24.8 Gary Brightwell (6-149)
 24.2 Domenik Hixon (12-290)
 23.6 Delvin Joyce (5-118)
 Ken Strong (5-118)

HIGHEST KICKOFF RETURN AVERAGE, GAME (MIN.: 3 RETURNS)

31.0 Domenik Hixon, at Dallas (3-91) Jan. 13, 2008
 30.0 Ahmad Bradshaw, vs. Phil. (6-180) Jan. 11, 2009
 27.3 Kenny Hill, at San Fran. (4-109) Dec. 29, 1984
 26.0 Gary Brightwell, at Philadelphia (5-130) Jan. 21, 2023
 25.5 Ron Dixon, vs. Baltimore (6-153) Jan. 28, 2001

LONGEST KICKOFF RETURN

97+ Ron Dixon, vs. Philadelphia Jan. 7, 2001
 Ron Dixon, vs. Baltimore Jan. 28, 2001
 65 Ahmad Bradshaw, vs. Philadelphia Jan. 11, 2009
 53 Gene Filipowski, vs. Chicago Dec. 30, 1956
 51 Kenny Hill, at San Francisco Dec. 29, 1984

MOST KICKOFF RETURN TOUCHDOWNS, CAREER

2 Ron Dixon

MOST KICKOFF RETURN TOUCHDOWNS, GAME

1 Ron Dixon, vs. Philadelphia Jan. 7, 2001
 Ron Dixon, vs. Baltimore Jan. 28, 2001

FUMBLES

MOST FUMBLES, CAREER

6 Phil Simms
 5 Eli Manning
 Frank Gifford
 Emlen Tunnell
 3 Four tied

MOST FUMBLES, GAME

1 10 times. Most recently: Maurice Carthon, vs. Wash. Jan. 11, 1987

MOST FUMBLES RECOVERED, CAREER

3 Alex Webster
 2 Frank Gifford
 Kenny Hill
 Don Maynard
 Devin Thomas
 1 By many

MOST FUMBLES RECOVERED, GAME

1 Frank Gifford, vs. Cleveland Dec. 21, 1958
 Devin Thomas, at San Fran. Jan. 22, 2012
 2 By many

MOST FUMBLES RECOVERED FOR TOUCHDOWN

1 Mark Haynes, at Philadelphia Dec. 27, 1981

LONGEST FUMBLE RETURN

40 Chase Blackburn, at Green Bay Jan. 15, 2012
 24 Alex Webster, vs. Baltimore Dec. 28, 1958
 9 Antrel Rolle, at Green Bay Jan. 15, 2012
 8 Jim Lee Howell, vs. Chicago Dec. 15, 1946

SACKS

MOST SACKS, CAREER

9.5 Michael Strahan
 7.0 Leonard Marshall
 6.5 Lawrence Taylor
 5.5 Justin Tuck
 Osi Umenyiora

MOST SACKS, GAME

2.0 Lawrence Taylor, at San Fran. Dec. 29, 1984
 Leonard Marshall, vs. Denver Jan. 25, 1987
 Jim Burt, vs. San Francisco Dec. 29, 1985
 Lawrence Taylor, vs. L.A. Rams Jan. 7, 1990
 Leonard Marshall, at San Fran. Jan. 20, 1991
 Keith Hamilton, vs. Minnesota Jan. 9, 1994
 Michael Strahan, vs. Phil. Jan. 7, 2001
 Michael Strahan, vs. Carolina Jan. 8, 2006
 Justin Tuck, vs. N.E. (SB XLII) Feb. 3, 2008
 Michael Boley, at Green Bay Jan. 15, 2012
 Osi Umenyiora, at Green Bay Jan. 15, 2012
 Justin Tuck, vs., N.E. (SB XLVI) Feb. 5, 2012

SCORING

MOST POINTS SCORED

49	vs. San Francisco	Jan. 4, 1987
47	vs. Chicago	Dec. 30, 1956
41	vs. Minnesota	Jan. 14, 2001
39	vs. Denver	Jan. 25, 1987
38	at San Francisco	Jan. 5, 2003
31	at Green Bay	Jan. 15, 2012
	at Minnesota	Jan. 15, 2023

MOST POINTS ALLOWED

44	at San Francisco	Jan. 15, 1994
39	at San Francisco	Jan. 5, 2003
38	at Philadelphia	Jan. 21, 2023
	at Green Bay	Jan. 8, 2017
	at San Francisco	Jan. 3, 1982
37	at Chicago	Dec. 21, 1941
	at Green Bay	Dec. 31, 1961
	at Green Bay	Jan. 15, 2012

FEWEST POINTS SCORED

0	at Green Bay (Milw.)	Dec. 10, 1939
	vs. Washington	Dec. 19, 1943
	at Green Bay	Dec. 31, 1961
	at Chicago	Jan. 5, 1986
	vs. Carolina	Jan. 8, 2006

FEWEST POINTS ALLOWED

0	vs. Cleveland	Dec. 21, 1958
	vs. Washington	Jan. 11, 1998
	vs. Minnesota	Jan. 14, 2001
2	vs. Atlanta	Jan. 8, 2012
3	vs. San Francisco	Dec. 29, 1985
	vs. San Francisco	Jan. 4, 1987
	vs. Chicago	Jan. 13, 1991

MOST POINTS SCORED BY BOTH TEAMS

77	at San Francisco (SF 39, NYG 38)	Jan. 5, 2003
62	at San Francisco (SF 38, NYG 24)	Jan. 3, 1982
59	vs. Denver (NYG 39, DEN 20)	Jan. 25, 1987
57	at Green Bay (NYG 37, GB 20)	Jan. 15, 2012
55	at Minnesota (NYG 31, MIN 24)	Jan. 15, 2023

FEWEST POINTS SCORED BY BOTH TEAMS

10	vs. Cleveland (NYG 10, CLE 0)	Dec. 21, 1958
11	at Cleveland (CLE 8, NYG 3)	Dec. 17, 1950
17	vs. Washington (NYG 17, WAS 0)	Jan. 11, 1987

TOUCHDOWNS

MOST TOUCHDOWNS SCORED

7	vs. San Francisco	Jan. 4, 1987
6	vs. Chicago	Dec. 30, 1956
5	at San Francisco	Jan. 5, 2003
	vs. Minnesota	Jan. 14, 2001
	vs. Denver	Jan. 25, 1987

MOST TOUCHDOWNS ALLOWED

6	at San Francisco	Jan. 15, 1994
5	at San Francisco	Jan. 5, 2003
	at San Francisco	Jan. 3, 1982
	at Green Bay	Jan. 8, 2017
	at Philadelphia	Jan. 21, 2023
4	6 times; Last time: vs. Baltimore	Jan. 18, 2001

MOST TOUCHDOWNS RUSHING

3	vs. Chicago	Dec. 9, 1934
	vs. Chicago	Dec. 30, 1956

MOST TOUCHDOWNS RUSHING ALLOWED

6	at San Francisco	Jan. 15, 1994
4	at Detroit	Dec. 15, 1935
3	at Chicago	Dec. 21, 1941
	vs. Washington	Dec. 19, 1943
	at Philadelphia	Jan. 21, 2023

MOST TOUCHDOWNS PASSING

5	vs. Minnesota	Jan. 14, 2001
4	at San Francisco	Jan. 5, 2003
	vs. San Francisco	Jan. 4, 1987
3	at San Francisco	Jan. 3, 1982
	vs. Denver	Jan. 25, 1987
	at Philadelphia	Dec. 27, 1981
	vs. Atlanta	Jan. 8, 2012
	at Green Bay	Jan. 15, 2012

MOST TOUCHDOWNS PASSING ALLOWED

4	vs. Green Bay	Jan. 8, 2017
3	at San Francisco	Jan. 5, 2003
	at Green Bay	Dec. 31, 1961

vs. San Francisco

Dec. 29, 1984

MOST DEFENSIVE TOUCHDOWNS

1	6 times; Last time: vs. Philadelphia	Jan. 7, 2001
---	--------------------------------------	--------------

MOST DEFENSIVE TOUCHDOWNS ALLOWED

1	5 times; Last time: vs. Baltimore	Jan. 28, 2001
---	-----------------------------------	---------------

POINTS AFTER TOUCHDOWN

MOST POINTS AFTER TOUCHDOWN

7	vs. San Francisco	Jan. 4, 1987
5	at San Francisco	Jan. 5, 2003
	vs. Minnesota	Jan. 14, 2001
	vs. Chicago	Dec. 30, 1956

MOST POINTS AFTER TOUCHDOWN ALLOWED

5	at Philadelphia	Jan. 21, 2023
	at Green Bay	Jan. 8, 2017
	at San Francisco	Jan. 15, 1994
	at San Francisco	Jan. 3, 1982

FIELD GOALS

MOST FIELD GOALS

5	vs. Minnesota	Dec. 27, 1997
	at San Francisco	Jan. 20, 1991

MOST FIELD GOALS ALLOWED

3	6 times; Last time: vs. Carolina	Jan. 8, 2006
---	----------------------------------	--------------

MOST FIELD GOAL ATTEMPTS

6	at San Francisco	Jan. 20, 1991
5	vs. Minnesota	Dec. 27, 1997
	at Green Bay	Jan. 20, 2008
	vs. Philadelphia	Jan. 11, 2009

FIRST DOWNS

MOST FIRST DOWNS

31	vs. Minnesota	Jan. 14, 2001
28	at Minnesota	Jan. 15, 2023
26	at San Francisco	Jan. 5, 2003
	vs. New England	Feb. 5, 2012
24	vs. Denver	Jan. 25, 1987
	vs. Buffalo	Jan. 27, 1991

MOST FIRST DOWNS ALLOWED

27	vs. Baltimore	Dec. 28, 1958
26	vs. Rams	Jan. 7, 1990
	at Philadelphia	Jan. 21, 2023
25	at San Francisco	Jan. 15, 1994
	at Green Bay	Jan. 15, 2012

FEWEST FIRST DOWNS

6	at Green Bay	Dec. 31, 1961
8	at Chicago Bears	Dec. 21, 1941
	vs. Washington	Dec. 19, 1943

FEWEST FIRST DOWNS ALLOWED

7	vs. Cleveland	Dec. 21, 1958
9	at Cleveland	Dec. 17, 1950
	vs. San Francisco	Jan. 4, 1987
	vs. Minnesota	Jan. 14, 2001

FIRST DOWNS RUSHING

MOST FIRST DOWNS RUSHING

16	vs. Chicago	Jan. 13, 1991
12	vs. San Francisco	Jan. 4, 1987
	vs. Cleveland	Dec. 21, 1958

MOST FIRST DOWNS RUSHING ALLOWED

17	at Philadelphia	Jan. 21, 2023
14	at Chicago Bears	Dec. 21, 1941
	at Detroit	Dec. 15, 1935
13	vs. Carolina	Jan. 8, 2006
	at San Francisco	Jan. 15, 1994
12	vs. Philadelphia	Jan. 11, 2009
11	vs. Green Bay	Dec. 2, 1962

FEWEST FIRST DOWNS RUSHING

1	vs. Carolina	Jan. 8, 2006
	at Chicago	Jan. 5, 1986
	at Green Bay	Dec. 31, 1961
2	vs. Baltimore	Jan. 28, 2001
	vs. Minnesota	Dec. 27, 1997
3	vs. Baltimore	Dec. 28, 1958
	at San Francisco	Jan. 3, 1982
	at San Francisco	Jan. 15, 1994
	at Green Bay	Jan. 15, 2012

	at San Francisco	Jan. 22, 2012
FEWEST FIRST DOWNS RUSHING ALLOWED		
0	vs. Chicago	Jan. 13, 1991
1	at San Francisco	Jan. 20, 1991
2	vs. Minnesota	Jan. 14, 2001
	vs. Cleveland	Dec. 21, 1958
	vs. Washington	Jan. 11, 1987
	vs. San Francisco	Jan. 4, 1987
	at Green Bay	Jan. 20, 2008

FIRST DOWNS PASSING

MOST FIRST DOWNS PASSING		
19	vs. Minnesota	Jan. 14, 2001
18	vs. New England	Feb. 5, 2012
17	at San Francisco	Jan. 22, 2012
16	at San Francisco	Jan. 5, 2003
15	at Green Bay	Jan. 15, 2012
	at Minnesota	Jan. 15, 2023

MOST FIRST DOWNS PASSING ALLOWED		
18	vs. Rams	Jan. 7, 1990
17	vs. Green Bay	Jan. 8, 2017
	vs. Baltimore	Dec. 28, 1958
	at New England	Feb. 3, 2008
16	at Minnesota	Jan. 15, 2023
	at San Francisco	Jan. 5, 2003
	at San Francisco	Dec. 29, 1984
	vs. Denver	Jan. 25, 1987

FEWEST FIRST DOWNS PASSING		
1	vs. Washington	Dec. 29, 1943
2	at Cleveland	Dec. 17, 1950
	at Chicago Bears	Dec. 21, 1941
	vs. Green Bay	Dec. 11, 1938

FEWEST FIRST DOWNS PASSING ALLOWED		
4	at Cleveland	Dec. 17, 1950
	vs. Green Bay	Dec. 17, 1944
	at Green Bay	Dec. 10, 1929
	at Detroit	Dec. 15, 1935

FIRST DOWNS BY PENALTY

MOST FIRST DOWNS BY PENALTY		
4	at San Francisco	Jan. 20, 1991
	at Green Bay	Jan. 20, 2008
3	vs. Baltimore	Jan. 28, 2001
	at San Francisco	Jan. 15, 1994
	vs. San Francisco	Jan. 4, 1987
	at Rams	Dec. 23, 1984
	vs. Chicago Bears	Dec. 15, 1946

MOST FIRST DOWNS BY PENALTY ALLOWED		
4	vs. Philadelphia	Jan. 11, 2009
	at San Francisco	Jan. 22, 2012
3	at Philadelphia	Dec. 27, 1981
	at San Francisco	Jan. 3, 1982
	vs. San Francisco	Dec. 29, 1985
	vs. Washington	Jan. 11, 1987
	at Green Bay	Jan. 20, 2008

NET YARDS

MOST NET YARDS GAINED		
518	vs. Minnesota	Jan. 14, 2001
446	at San Francisco	Jan. 5, 2003
442	vs. Atlanta	Jan. 8, 2012
420	at Green Bay	Jan. 15, 2012
399	vs. Denver	Jan. 25, 1987
396	vs. New England	Feb. 5, 2012

MOST NET YARDS ALLOWED		
460	vs. Baltimore	Dec. 28, 1958
448	vs. Rams	Jan. 7, 1990
446	at San Francisco	Jan. 5, 2003
423	at San Francisco	Jan. 3, 1982
413	at San Francisco	Jan. 15, 1994
412	at San Francisco	Dec. 29, 1984

FEWEST NET YARDS GAINED		
112	vs. Washington	Dec. 19, 1943
132	vs. Carolina	Jan. 8, 2006
130	at Green Bay	Dec. 31, 1961
150	at Cleveland	Dec. 17, 1950
152	vs. Baltimore	Jan. 28, 2001

FEWEST NET YARDS ALLOWED		
86	vs. Cleveland	Dec. 21, 1958

114	vs. Minnesota	Jan. 14, 2001
165	at Green Bay	Dec. 9, 1934
182	at Cleveland	Dec. 17, 1950
184	vs. San Francisco	Jan. 4, 1987

RUSHING

MOST NET YARDS GAINED		
518	vs. Minnesota	Jan. 14, 2001
446	at San Francisco	Jan. 5, 2003
442	vs. Atlanta	Jan. 8, 2012
431	at Minnesota	Jan. 15, 2023
420	at Green Bay	Jan. 15, 2012
399	vs. Denver	Jan. 25, 1987

MOST NET YARDS ALLOWED		
460	vs. Baltimore	Dec. 28, 1958
448	vs. Rams	Jan. 7, 1990
446	at San Francisco	Jan. 5, 2003
423	at San Francisco	Jan. 3, 1982
416	at Philadelphia	Jan. 21, 2023
413	at San Francisco	Jan. 15, 1994

FEWEST NET YARDS GAINED		
112	vs. Washington	Dec. 19, 1943
132	vs. Carolina	Jan. 8, 2006
130	at Green Bay	Dec. 31, 1961
150	at Cleveland	Dec. 17, 1950
152	vs. Baltimore	Jan. 28, 2001

FEWEST NET YARDS ALLOWED		
24	vs. Cleveland	Dec. 21, 1958
27	vs. Chicago	Jan. 13, 1991
29	vs. San Francisco	Jan. 4, 1987

MOST RUSHING ATTEMPTS		
53	vs. Cleveland	Dec. 21, 1958
48	vs. Chicago	Jan. 13, 1991
46	vs. Washington	Jan. 11, 1987

MOST RUSHING ATTEMPTS, OPPONENT		
65	at Detroit	Dec. 15, 1935
56	at Green Bay	Dec. 12, 1941
51	at Green Bay	Dec. 10, 1939

FEWEST RUSHING ATTEMPTS		
13	vs. Carolina	Jan. 8, 2006
14	at Green Bay	Dec. 31, 1961
	vs. Chicago	Jan. 5, 1986
	at Green Bay	Jan. 20, 2008
16	vs. Baltimore	Jan. 28, 2001
	at New England	Feb. 3, 2008
17	at Green Bay	Jan. 8, 2017
19	at San Francisco	Jan. 15, 1994

FEWEST RUSHING ATTEMPTS, OPPONENT		
9	vs. Minnesota	Jan. 14, 2001
11	at San Francisco	Jan. 20, 1991
13	vs. Cleveland	Dec. 21, 1958
14	vs. Philadelphia	Jan. 7, 2001
16	at Minnesota	Jan. 15, 2023
	vs. Washington	Jan. 11, 1987
	vs. Chicago	Jan. 13, 1991

PASSING

MOST YARDS GAINED PASSING		
380	vs. Minnesota	Jan. 14, 2001
327	at San Francisco	Jan. 5, 2003
325	at Green Bay	Jan. 15, 2012
295	at Green Bay	Jan. 8, 2017
289	at Minnesota	Jan. 15, 2023

MOST YARDS ALLOWED PASSING		
356	at San Francisco	Jan. 6, 2003
322	vs. Baltimore	Dec. 28, 1958
320	vs. Denver	Jan. 25, 1987
302	vs. Rams	Jan. 7, 1990

FEWEST YARDS GAINED PASSING		
9	at Cleveland	Dec. 17, 1950
57	vs. Washington	Dec. 19, 1943
73	at Chicago	Dec. 21, 1941
82	vs. Washington	Jan. 11, 1987
86	vs. Baltimore	Jan. 28, 2001

FEWEST YARDS ALLOWED PASSING		
29	at Cleveland	Dec. 17, 1950
52	at Detroit	Dec. 15, 1935
60	vs. Minnesota	Jan. 14, 2001

MOST PASSES ATTEMPTED

58	at San Francisco	Jan. 22, 2012
44	at San Francisco	Jan. 5, 2003
	at San Francisco	Dec. 29, 1984
41	vs. Green Bay	Dec. 30, 1962
40	at Baltimore	Dec. 27, 1959
	vs. Minnesota	Jan. 14, 2001
	at Green Bay	Jan. 20, 2008
	vs. New England	Feb. 5, 2012

MOST PASSES ATTEMPTED, OPPONENT

50	vs. Washington	Jan. 11, 1987
48	vs. San Francisco	Dec. 29, 1985
47	vs. Chicago	Dec. 30, 1956
46	at Green Bay	Jan. 15, 2012

FEWEST PASSES ATTEMPTED

12	vs. Chicago	Dec. 9, 1934
13	at Detroit	Dec. 15, 1935

FEWEST PASSES ATTEMPTED, OPPONENT

5	at Detroit	Dec. 15, 1935
9	at Cleveland	Dec. 17, 1950
10	at Green Bay	Dec. 10, 1939

MOST PASS COMPLETIONS

32	at San Francisco	Jan. 22, 2012
30	vs. New England	Feb. 12, 2005
29	at San Francisco	Jan. 5, 2003
	vs. Minnesota	Jan. 14, 2001
25	at San Francisco	Dec. 29, 1984
24	at Minnesota	Jan. 15, 2023

MOST PASS COMPLETIONS ALLOWED

32	at Minnesota	Jan. 15, 2023
29	at New England	Feb. 3, 2008
28	at San Francisco	Jan. 5, 2003
27	vs. New England	Feb. 5, 2012
26	at Baltimore	Dec. 28, 1958
	vs. San Francisco	Dec. 29, 1985
	vs. Denver	Jan. 25, 1987
	at Green Bay	Jan. 15, 2012

FEWEST PASS COMPLETIONS

3	at Cleveland	Dec. 17, 1950
	at Chicago	Dec. 21, 1941
4	at Detroit	Dec. 15, 1935
	vs. Washington	Dec. 19, 1943

FEWEST PASS COMPLETIONS ALLOWED

2	at Detroit	Dec. 15, 1935
3	at Cleveland	Dec. 17, 1950
	vs. Green Bay	Dec. 17, 1944

MOST PASSES HAD INTERCEPTED

6	at Green Bay	Dec. 10, 1939
	vs. Chicago	Dec. 15, 1946
5	at Chicago	Dec. 29, 1963
4	vs. Baltimore	Jan. 28, 2001
	at Green Bay	Dec. 31, 1961
	vs. Green Bay	Dec. 17, 1944

MOST OPPONENT PASSES INTERCEPTED

3	7 times; Last time: vs. Minnesota	Jan. 14, 2001
---	-----------------------------------	---------------

PUNTING

MOST PUNTS

13	at Chicago	Dec. 17, 1933
11	vs. Baltimore	Jan. 28, 2001
10	vs. Green Bay	Dec. 17, 1944
	vs. Washington	Dec. 19, 1943

MOST PUNTS, OPPONENT

10	5 times; Last time: at San Francisco	Jan. 22, 2012
----	--------------------------------------	---------------

FEWEST PUNTS

1	vs. Minnesota	Jan. 14, 2001
2	vs. Philadelphia	Jan. 11, 2009
3	4 times; Last time: at San Francisco	Jan. 20, 1991

FEWEST PUNTS, OPPONENT

2	3 times; Last time: vs. Chicago	Jan. 13, 1991
---	---------------------------------	---------------

PENALTIES

MOST PENALTIES

11	vs. Green Bay	Dec. 17, 1944
9	at San Francisco	Jan. 22, 2012
8	at San Francisco	Jan. 3, 1982
6	vs. Chicago Bears	Dec. 15, 1946
	vs. Chicago	Dec. 30, 1956
	vs. Washington	Jan. 11, 1987
	vs. Denver	Jan. 25, 1987
	vs. Baltimore	Jan. 28, 2001

MOST PENALTIES, OPPONENT

14	at San Francisco	Jan. 3, 1982
11	vs. San Francisco	Jan. 4, 1987
	at Dallas	Jan. 13, 2008
10	at Rams	Dec. 23, 1984
	at Chicago	Dec. 21, 1941

FUMBLES

MOST FUMBLES

6	vs. Cleveland	Dec. 21, 1958
	vs. Baltimore	Dec. 28, 1958
5	at Green Bay	Dec. 31, 1961
	vs. Chicago	Dec. 9, 1934
	at Green Bay	Jan. 20, 2008

MOST FUMBLES, OPPONENT

5	at Philadelphia	Dec. 27, 1981
	vs. Chicago	Dec. 9, 1934
4	at Detroit	Dec. 15, 1935
	vs. Minnesota	Dec. 27, 1997
	at San Francisco	Jan. 22, 2012

MOST FUMBLES LOST

5	vs. Cleveland	Dec. 21, 1958
4	vs. Baltimore	Dec. 28, 1958
3	vs. Philadelphia	Jan. 7, 2001
	at Detroit	Dec. 15, 1935
	vs. Washington	Jan. 11, 1987

MOST FUMBLES LOST, OPPONENT

4	at Detroit	Dec. 15, 1935
3	at Green Bay	Jan. 15, 2012
2	Many times, most recently at San Francisco	Jan. 22, 2012

SACKS

MOST SACKS

6	vs. Philadelphia	Jan. 7, 2001
5	at Green Bay	Jan. 8, 2017
	vs. New England	Feb. 3, 2008

MOST SACKS, OPPONENT

6	at San Francisco	Jan. 22, 2012
	at San Francisco	Dec. 29, 1984
	at Chicago	Jan. 5, 1986
5	vs. New England	Feb. 3, 2008

HONOR ROLL

GIANTS RUSHING HONOR ROLL (1933-11/2/2008)

100 YARDS OR MORE IN A GAME, CHRONOLOGICALLY

*Team Record

**Postseason Game

108	Harry Newman at. Bos.	10/8/33
107	Kink Richards vs. Bkn.	10/22/33
114	Harry Newman vs. G.B.	11/11/34
105	Ed Danowski vs. Bos.	11/25/34
102	Tuffy Leemans at. Pitt.	9/27/36
117	Tuffy Leemans vs. Chi. Cards	10/18/36
117	Tuffy Leemans vs. Phil.	10/25/36
118	Hank Soar at Phil.	10/3/37
159	Tuffy Leemans vs. G.B.	11/20/38
101	Tuffy Leemans vs. Clev.	11/10/40
101	Bill Paschal at. Bkn.	10/17/43
188	Bill Paschal vs. Wash.	12/5/43
139	Bill Paschal vs. Phil.	10/29/44
113	Bill Paschal vs. Bos.	11/5/44
103	Ward Cuff vs. G.B.	11/19/44
100	Ward Cuff vs. Wash.	12/3/44
143	Bill Paschal vs. Clev.	11/4/45
108	Frank Filchock at Pitt.	10/6/46
107	George Franck vs. Bos.	11/10/46
133	Frank Reagan vs. L.A.	12/1/46
125	"Choo Choo" Roberts vs. Chi. Cards	10/17/48
108	"Choo Choo" Roberts at NY Bulldogs	9/30/49
108	"Choo Choo" Roberts at Chi. Cards	10/30/49
121	Joe Scott vs. Clev.	10/22/50
218	"Choo Choo" Roberts vs. Chi. Cards	11/12/50
145	Ed Price at Balt.	11/19/50
101	Randall Clay vs. Phil.	11/26/50
156	Ed Price vs. N.Y. Yanks	11/26/50
103	Ed Price at Phil.	12/10/50
107	Ed Price vs. Chi. Cards	10/14/51
101	Ed Price vs. Phil.	10/21/51
171	Ed Price at Phil.	12/9/51
138	Ed Price at N.Y. Yanks	12/16/51
130	Ed Price at Dall.	9/28/52
119	Ed Price at Phil.	10/4/52
116	Ed Price at Chi. Cards.	11/2/52
106	Ed Price vs. S.F.	11/9/52
139	Alex Webster at Chi. Cards.	10/2/55
108	Frank Gifford vs. Wash.	12/2/56
132	Alex Webster at Phil.	12/15/56
115	Bob Epps at Wash.	10/13/57
126	Frank Gifford vs. Cards.	11/10/57
116	Mel Triplett vs. Clev.	11/29/59
137	Mel Triplett at Clev.	11/6/60
129	Bob Gaiters at Dall.	10/15/61
100	Alex Webster vs. Phil.	11/12/61
107	Alex Webster vs. Phil.	11/18/62
120	Joe Morrison at Phil.	9/29/63
101	Phil King vs. S.F.	11/17/63
160	Ernie Koy at Wash.	10/1/67
142	Ron Johnson vs. Phil.	10/11/70
140	Ron Johnson vs. Dall.	11/8/70
106	Ron Johnson vs. Wash.	11/15/70
100	Ron Johnson vs. Buff.	12/6/70
124	Ron Johnson at Phil.	10/2/72
134	Ron Johnson at St. Louis	11/19/72
123	Ron Johnson vs. Phil.	11/26/72
119	Ron Johnson at Cinn.	12/3/72
105	Vin Clements at Dallas	12/17/72
112	Ron Johnson vs. Phila.	9/23/73
101	Ron Johnson at Phila.	11/25/73
119	Doug Kotar vs. Atlanta	10/6/74
108	Doug Kotar at Rams	9/26/76
103	Doug Kotar vs. St. Louis	12/12/76
100	Larry Csonka vs. Chi.	12/18/77
118	Doug Kotar vs. St. Louis	12/10/78
148	Billy Taylor vs. Tampa Bay	10/7/79
126	Billy Taylor vs. Wash.	11/25/79
103	Billy Taylor at Seattle	12/7/80
103	Rob Carpenter vs. St. Louis	10/11/81
116	Rob Carpenter at Seattle	10/18/81
111	Rob Carpenter at Phila.	11/22/81
117	Rob Carpenter at St. Louis	12/13/81
161**	Rob Carpenter at Phila.	12/27/81
113	Rob Carpenter vs. L.A. Rams	9/4/83

111	Rob Carpenter at. Atlanta	9/11/83
116	Rob Carpenter vs. G.B.	9/26/83
159	Butch Woolfolk at Phila.	11/20/83
107	Joe Morris at. St. Louis	12/9/84
104	Joe Morris at N. Orleans	10/27/85
132	Joe Morris vs. Tampa Bay	11/3/85
118	Joe Morris at Washington	11/18/85
113	George Adams at St. Louis	11/24/85
131	Joe Morris vs. Cleveland	12/1/85
129	Joe Morris at Houston	12/8/85
202	Joe Morris vs. Pittsburgh	12/21/85
141**	Joe Morris vs. Pittsburgh	12/29/85
110	Joe Morris at L.A. Raiders	9/21/86
116	Joe Morris at Seattle	10/19/86
181	Joe Morris vs. Washington	10/27/86
181	Joe Morris vs. Dallas	11/2/86
111	Joe Morris at Phila.	11/9/86
106	Joe Morris vs. Denver	11/23/86
179	Joe Morris vs. St. Louis	12/14/86
115	Joe Morris vs. G.B.	12/20/86
159**	Joe Morris vs. S.F.	1/4/87
132	Joe Morris vs. Jets	12/27/87
107	Joe Morris at Dallas	9/18/88
122	Joe Morris vs. Phoenix	12/4/88
140	Joe Morris vs. Kansas City	12/11/88
101	Ottis Anderson vs. Wash.	10/15/89
120**	Ottis Anderson vs. L.A. Rams	1/7/90
105	Rodney Hampton vs. Buffalo	12/15/90
102**	Ottis Anderson vs. Buffalo	1/27/91
104	Rodney Hampton vs. Cleve.	9/22/91
137	Rodney Hampton vs. Pho.	10/6/91
140	Rodney Hampton vs. Hou.	12/21/91
167	Rodney Hampton vs. Pho.	10/11/92
138	Rodney Hampton at Wash.	11/1/92
134	Rodney Hampton vs. TB	9/12/93
134	Rodney Hampton vs. Rams	9/19/93
104	Lewis Tillman at Wash.	10/10/93
169	Lewis Tillman vs. Phila.	10/17/93
101	Rodney Hampton at Phila.	11/21/93
173	Rodney Hampton vs. Ind.	12/12/93
114	Rodney Hampton vs. Dallas	1/2/94
161	Rodney Hampton vs. Minn.	1/9/94
112	Rodney Hampton at Rams	10/16/94
138	Rodney Hampton vs. Det.	10/30/94
122	Rodney Hampton at Hou.	11/21/94
106	Rodney Hampton at Wash.	11/27/94
149	Rodney Hampton vs. N.O.	9/24/95
187	Rodney Hampton at Dallas	12/17/95
103	Tyrone Wheatley at Arizona	10/12/97
114	Charles Way vs. Arizona	11/16/97
114	Tiki Barber at Philadelphia	12/7/97
108	Gary Brown vs. Arizona	10/18/98
119	Gary Brown at Dallas	11/8/98
124	Gary Brown at Arizona	12/6/98
112	Gary Brown vs. Denver	12/13/98
103	Gary Brown vs. Kansas City	12/20/98
112	Gary Brown at Philadelphia	12/27/98
111	Joe Montgomery vs. Jets	12/5/99
144	Tiki Barber vs. Arizona	9/3/00
108	Ron Dayne vs. Dallas	10/15/00
111	Ron Dayne vs. New Orleans	9/30/01
118	Tiki Barber at Arizona	11/11/01
124	Tiki Barber vs. Oakland	11/25/01
110	Tiki Barber at Dallas	12/09/01
101	Tiki Barber vs. Jacksonville	11/03/02
127	Tiki Barber at Minnesota	11/10/02
147	Tiki Barber at Houston	11/24/02
203	Tiki Barber vs. Philadelphi	12/28/02
146	Tiki Barber vs. St. Louis	9/7/03
126	Tiki Barber at Washington	9/21/03
120	Tiki Barber vs. Atlantq	11/9/03
111	Tiki Barber at Philadelphia	11/16/03
125	Tiki Barber at Philadelphia	11/16/03
106	Tiki Barber vs. Cleveland	9/26/04
182	Tiki Barber at Green Bay	10/3/04
122	Tiki Barber at Dallas	10/10/04
101	Tiki Barber at Minnesota	10/31/04
108	Tiki Barber at Arizona	11/14/04
107	Tiki Barber vs. Atlanta	11/21/04
110	Tiki Barber vs. Philadelphia	11/28/04
109	Tiki Barber at Cincinnati	12/26/04

128	Tiki Barber vs. St. Louis	10/2/05
206	Tiki Barber vs. Washington	10/30/05
112	Tiki Barber vs. Philadelphia	11/20/05
151	Tiki Barber at Seattle	11/27/05
115	Tiki Barber vs. Dallas	12/4/05
124	Tiki Barber at Philadelphia	12/11/05
220*	Tiki Barber vs. Kansas City	12/17/05
203	Tiki Barber at Oakland	12/31/05
110	Tiki Barber vs. Indianapolis	9/10/06
123	Tiki Barber vs. Washington	10/08/06
185	Tiki Barber at Atlanta	10/15/06
114	Tiki Barber at Dallas	10/23/06
115	Tiki Barber vs. Houston	11/5/06
141	Tiki Barber vs. Chicago	11/12/06
112	Tiki Barber at Carolina	12/10/06
234*	Tiki Barber at Washington	12/30/06
137**	Tiki Barber at Philadelphia	1/07/07
100	Brandon Jacobs vs. Jets	10/7/07
107	Brandon Jacobs vs. San Francisco	10/21/07
131	Brandon Jacobs at Miami	10/28/07
154	Derrick Ward at Chicago	12/2/07
130	Brandon Jacobs vs. Washington	12/16/07
151	Ahmad Bradshaw at Buffalo	12/23/07
143	Brandon Jacobs at Buffalo	12/23/07
116	Brandon Jacobs vs. Washington	9/4/08
136	Brandon Jacobs vs. Seattle	10/5/08
101	Derrick Ward at Cleveland	10/13/08
117	Brandon Jacobs vs. Dallas	11/2/08

GIANTS RUSHING HONOR ROLL (11/9/2008-PRESENT)**100 YARDS OR MORE IN A GAME, CHRONOLOGICALLY**

*Team Record

**Postseason Game

126	Brandon Jacobs at Philadelphia	11/9/08
215	Derrick Ward vs. Carolina	12/21/08
104	Ahmad Bradshaw at Tampa Bay	9/27/09
110	Ahmad Bradshaw vs. Oakland	10/4/09
129	Ahmad Bradshaw vs. Chicago	10/3/10
133	Ahmad Bradshaw vs. Detroit	10/17/10
126	Ahmad Bradshaw at Dallas	10/25/10
103	Brandon Jacobs vs. Washington	12/5/10
116	Brandon Jacobs at Minnesota	12/13/10
103	Ahmad Bradshaw at Minnesota	12/13/10
104	Ahmad Bradshaw vs. Buffalo	10/16/11
101	Brandon Jacobs at Dallas	12/11/11
113	Andre Brown at Carolina	9/20/12
200	Ahmad Bradshaw vs. Cleveland	10/7/12
116	Ahmad Bradshaw at San Francisco	10/14/12
103	Ahmad Bradshaw at Washington	12/3/12
100	David Wilson vs. New Orleans	12/9/12
107	Ahmad Bradshaw vs. Philadelphia	12/30/12
106	Brandon Jacobs at Chicago	10/10/13
115	Andre Brown vs. Oakland	11/10/13
127	Andre Brown vs. Dallas	11/24/13
176	Rashad Jennings vs. Houston	9/21/14
131	Andre Williams at Tennessee	12/7/14
110	Andre Williams at St. Louis	12/21/14
107	Rashad Jennings vs. Carolina	12/20/15
170	Rashad Jennings vs. Philadelphia	1/3/16
121	Paul Perkins at Washington	1/1/17
117	Orleans Darkwa at Denver	10/15/17
154	Orleans Darkwa vs. Washington	12/31/17
106	Saquon Barkley vs. Jacksonville	9/9/18
130	Saquon Barkley vs. Philadelphia	10/11/18
142	Saquon Barkley vs. Tampa Bay	11/18/18
101	Saquon Barkley at Philadelphia	11/25/18
125	Saquon Barkley vs. Chicago	12/2/18
170	Saquon Barkley at Washington	12/9/18
109	Saquon Barkley vs. Dallas	12/30/18
120	Saquon Barkley at Dallas	9/8/19
107	Saquon Barkley vs. Buffalo	9/15/19
112	Saquon Barkley vs. Miami	12/15/19
135	Wayne Gallman Jr. at Seattle	12/6/20
102	Saquon Barkley at Chicago	1/2/22
164	Saquon Barkley at Tennessee	9/11/22
146	Saquon Barkley vs. Chicago	10/2/22
110	Saquon Barkley at Jacksonville	10/23/22
152	Saquon Barkley vs. Houston	11/13/22
128	Saquon Barkley vs. Jets	10/29/23
129	Tyrone Tracy Jr. at Seattle	10/6/24
145	Tyrone Tracy Jr. at Pittsburgh	10/28/24
103	Tyrone Tracy Jr. at Carolina	11/10/24

GIANTS PASSING HONOR ROLL**300 YARDS OR MORE IN A GAME, CHRONOLOGICALLY**

*Team Record

**Postseason Game

341	Paul Governali vs. Philadelphia	11/9/47
363	Charlie Conerly at Pittsburgh	12/5/48
357	Charlie Conerly at Green Bay	11/13/49
321	Charlie Conerly at Rams	9/26/59
315	Y.A. Tittle at Washington	10/1/61
307	Y.A. Tittle vs. Philadelphia	11/12/61
314	Y.A. Tittle vs. Pittsburgh	11/19/61
332	Y.A. Tittle at Pittsburgh	9/30/62
505	Y.A. Tittle vs. Washington	10/28/62
315	Y.A. Tittle at Dallas	11/11/62
341	Y.A. Tittle vs. Dallas	12/16/62
324	Y.A. Tittle at Wash.	10/6/63
308	Y.A. Tittle vs. Pittsburgh	12/15/63
348	Fran Tarkenton vs. New Orleans	10/8/67
325	Fran Tarkenton vs. St. Louis	12/8/68
320	Fran Tarkenton vs. Washington	11/15/70
302	Fran Tarkenton at Pittsburgh	11/21/71
372	Randy Johnson vs. Philadelphia	12/19/71
348	Randy Johnson at St. Louis	10/28/73
300	Phil Simms vs. San Francisco	10/14/79
351	Phil Simms vs. Dallas	11/9/80
322	Phil Simms vs. Green Bay	11/16/80
324	Phil Simms vs. New Orleans	9/20/81
310	Scott Brunner vs. Atlanta	9/12/82
326	Scott Brunner at St. Louis	12/26/82
395	Scott Brunner vs. San Diego	10/2/83
325	Jeff Rutledge vs. Dallas	10/30/83
346	Scott Brunner at Raiders	11/27/83
349	Jeff Rutledge vs. Seattle	12/11/83
324	Jeff Rutledge at Washington	12/17/83
409	Phil Simms vs. Philadelphia	9/2/84
347	Phil Simms at Washington	9/16/84
339	Phil Simms vs. Washington	10/28/84
343	Phil Simms vs. Kansas City	11/25/84
432	Phil Simms vs. Dallas	10/6/85
513*	Phil Simms at Cincinnati	10/13/85
329	Phil Simms at Dallas	12/15/85
300	Phil Simms at Dallas	9/8/86
300	Phil Simms vs. San Diego	9/14/86
310	Phil Simms at Minnesota	11/16/86
388	Phil Simms at San Francisco	12/1/86
359	Phil Simms at St. Louis	12/13/87
309	Phil Simms vs. L.A. Rams	9/25/88
324	Phil Simms at Philadelphia	10/10/88
320	Phil Simms vs. Detroit	10/16/88
326	Phil Simms at San Francisco	11/27/89
368	Jeff Hostetler at Dallas	9/29/91
337	Phil Simms vs. Phoenix	11/28/93
341	Kerry Collins vs. NY Jets	12/5/99
316	Kerry Collins at Dallas	1/2/00
350	Kerry Collins vs. Detroit	11/19/00
333	Kerry Collins vs. Pittsburgh	12/10/00
321	Kerry Collins vs. Jacksonville	12/23/00
381**	Kerry Collins vs. Minnesota	1/14/01
346	Kerry Collins at Washington	10/28/01
321	Kerry Collins at Minnesota	11/19/01
338	Kerry Collins vs. Seattle	12/23/01
303	Kerry Collins at Philadelphia	12/30/01
386	Kerry Collins vs. Green Bay	1/06/02
342	Kerry Collins vs. San Francisco	9/05/02
307	Kerry Collins at St. Louis	9/15/02
300	Kerry Collins at Minnesota	11/10/02
366	Kerry Collins at Indianapolis	12/22/02
314	Kerry Collins at New England	10/5/03
375	Kerry Collins at Minnesota	10/26/03
303	Kerry Collins at NY Jets	11/2/03
352	Eli Manning at San Diego	9/25/05
344	Eli Manning at Seattle	11/27/05
312	Eli Manning at Philadelphia	12/11/05
371	Eli Manning at Philadelphia	9/17/06
312	Eli Manning at Dallas	9/9/07
303	Eli Manning at Atlanta	10/15/07
305	Eli Manning at Washington	11/30/08
330	Eli Manning at Dallas	9/20/09
384	Eli Manning vs. Atlanta	11/22/09
390	Eli Manning vs. Philadelphia	12/13/09
386	Eli Manning vs. Tennessee	9/26/10

306	Eli Manning at Dallas	10/25/10
373	Eli Manning vs. Dallas	11/14/10
301	Eli Manning at Green Bay	12/26/10
321	Eli Manning at Arizona	10/2/11
420	Eli Manning vs. Seattle	10/9/11
349	Eli Manning vs. Miami	10/30/11
311	Eli Manning at San Francisco	11/13/11
406	Eli Manning at New Orleans	11/28/11
347	Eli Manning vs. Green Bay	12/4/11
400	Eli Manning at Dallas	12/11/11
346	Eli Manning vs. Dallas	1/1/12
330**	Eli Manning at Green Bay	1/15/12
316**	Eli Manning at San Francisco	1/22/12
510	Eli Manning vs. Tampa Bay	9/16/12
309	Eli Manning at Philadelphia	9/30/12
337	Eli Manning vs. Washington	10/21/12
450	Eli Manning at Dallas	9/8/13
362	Eli Manning vs. Denver	9/15/13
334	Eli Manning vs. Philadelphia	10/6/13
300	Eli Manning vs. Washington	9/25/14
359	Eli Manning vs. Indianapolis	11/3/14
338	Eli Manning vs. Dallas	11/23/14
391	Eli Manning at St. Louis	12/21/14
429	Eli Manning vs. Philadelphia	12/28/14
441	Eli Manning vs. San Francisco	10/11/15
350	Eli Manning at New Orleans	11/1/15
361	Eli Manning vs. New England	11/15/15
321	Eli Manning at Washington	11/29/15
337	Eli Manning at Miami	12/14/15
302	Eli Manning vs. Philadelphia	1/3/16
368	Eli Manning vs. New Orleans	9/18/16
350	Eli Manning vs. Washington	9/25/16
403	Eli Manning vs. Baltimore	10/16/16
356	Eli Manning at Philadelphia	12/22/16
366	Eli Manning at Philadelphia	9/24/17
434	Eli Manning vs. Philadelphia	12/17/17
326	Eli Manning at Carolina	10/7/18
399	Eli Manning at Atlanta	10/22/18
316	Eli Manning vs. Washington	10/28/18
309	Eli Manning at Indianapolis	12/23/18
301	Eli Manning vs. Dallas	12/30/18
336	Daniel Jones at Tampa Bay	9/22/19
332	Daniel Jones at Detroit	10/27/19
308	Daniel Jones at NY Jets	11/10/19
352	Daniel Jones at Washington	12/22/19
301	Daniel Jones vs. Philadelphia	12/29/19
402	Daniel Jones at New Orleans	10/3/21
341	Daniel Jones vs. Detroit	11/20/22
334	Daniel Jones at Minnesota	12/24/22
301**	Daniel Jones at Minnesota	1/15/23
321	Daniel Jones at Arizona	9/17/23
319	Tyrod Taylor vs. LA Rams	12/31/23
309	Drew Lock vs. Indianapolis	12/29/24
450	Russell Wilson at Dallas	9/14/25

GIANTS RECEIVING HONOR ROLL (1960-11/12/2000)

100 YARDS OR MORE IN A GAME, CHRONOLOGICALLY (SINCE 1960)

*Team Record

**Postseason Game

135	Kyle Rote at St. Louis	10/2/60
116	Kyle Rote at Pittsburgh	10/9/60
124	Kyle Rote at Philadelphia	11/27/60
180	Bob Schnelker vs. Cleveland	12/18/60
105	Kyle Rote at Washington	10/1/61
103	Del Shofner at Washington	10/1/61
122	Del Shofner vs. Washington	11/5/61
137	Del Shofner vs. Philadelphia	11/12/61
129	Kyle Rote vs. Pittsburgh	11/19/61
100	Joe Walton at Philadelphia	12/10/61
135	Del Shofner at Philadelphia	9/23/62
101	Alex Webster at Pittsburgh	9/30/62
127	Frank Gifford vs. Washington	10/28/62
269*	Del Shofner vs. Washington	10/28/62
158	Del Shofner at Dallas	11/11/62
125	Del Shofner at Washington	11/25/62
155	Alex Webster vs. Dallas	12/16/62
101	Phil King at Baltimore	9/15/63
107	Del Shofner at Washington	10/6/63
105	Joe Walton vs. Dallas	10/20/63
108	Del Shofner at Cleveland	10/27/63
119	Del Shofner vs. Philadelphia	11/10/63
159	Del Shofner vs. San Francisco	11/17/63

106	Del Shofner vs. St. Louis	11/24/63
110	Del Shofner vs. Pittsburgh	12/15/63
122	Joe Morrison vs. St. Louis	11/1/64
121	Aaron Thomas vs. Minnesota	12/6/64
147	Joe Morrison vs. Cleveland	12/12/64
117	Aaron Thomas at Minnesota	10/9/65
145	Aaron Thomas vs. Philadelphia	10/17/65
102	Homer Jones vs. Philadelphia	10/17/65
118	Homer Jones at Cleveland	11/14/65
182	Homer Jones at Washington	12/12/65
173	Homer Jones at Pittsburgh	9/11/66
146	Homer Jones vs. Washington	10/16/66
111	Homer Jones vs. Pittsburgh	12/11/66
131	Joe Morrison vs. Dallas	12/18/66
175	Homer Jones at St. Louis	9/17/67
196	Homer Jones at Washington	10/1/67
123	Aaron Thomas vs. New Orleans	10/8/67
125	Joe Morrison at Pittsburgh	10/15/67
110	Aaron Thomas vs. Cleveland	10/29/67
149	Homer Jones at Minnesota	11/5/67
125	Homer Jones vs. St. Louis	12/17/67
101	Homer Jones at Pittsburgh	9/15/68
179	Homer Jones vs. Washington	9/29/68
116	Homer Jones vs. New Orleans	10/6/68
108	Homer Jones at Atlanta	10/13/68
109	Joe Morrison vs. St. Louis	12/8/68
142	Homer Jones vs. St. Louis	12/8/68
107	Aaron Thomas vs. Dallas	12/15/68
100	Homer Jones vs. Minnesota	9/21/69
127	Aaron Thomas at St. Louis	11/9/69
110	Homer Jones vs. St. Louis	12/7/69
134	Joe Morrison vs. Cleveland	12/21/69
110	Clifton McNeil vs. St. Louis	10/25/70
150	Bob Tucker vs. St. Louis	10/25/70
165	Tucker Frederickson vs. Washington	11/15/70
151	Rich Houston at Green Bay	9/19/71
111	Bobby Duhon at Dallas	10/11/71
108	Bob Tucker at Pittsburgh	11/21/71
160	Joe Morrison vs. Philadelphia	12/19/71
116	Bob Tucker vs. Philadelphia	12/19/71
176	Rich Houston vs. Dallas	9/24/72
100	Bob Tucker vs. Philadelphia	11/26/72
136	Bob Tucker vs. Philadelphia	9/23/73
137	Bob Grim at St. Louis	10/28/73
101	Ron Johnson at Washington	12/2/73
100	Walker Gillette vs. Philadelphia	12/8/74
100	Walker Gillette vs. St. Louis	10/25/75
105	Walker Gillette at Washington	9/12/76
132	Doug Kotar at St. Louis	10/3/76
102	Jimmy Robinson vs. Philadelphia	10/31/76
118	Jimmy Robinson at Atlanta	10/2/77
110	Johnny Perkins at Tampa Bay	9/2/78
100	Jimmy Robinson vs. Dallas	9/10/78
169	Earnest Gray vs. San Francisco	10/14/79
107	Earnest Gray at Kansas City	10/21/79
174	Earnest Gray at St. Louis	9/7/80
137	Mike Friede vs. Dallas	11/9/80
119	Earnest Gray vs. Green Bay	11/16/80
108	Mike Friede vs. Green Bay	11/16/80
114	Earnest Gray at Seattle	12/7/80
118	Johnny Perkins vs. New Orleans	9/20/81
101	Gary Shirk vs. New Orleans	9/20/81
129	Johnny Perkins at Dallas	9/27/81
126	Johnny Perkins at Atlanta	10/25/81
118**	Earnest Gray at San Francisco	1/3/82
121**	Johnny Perkins at San Francisco	1/3/82
102	Butch Woolfolk vs. Houston	12/5/82
148	Floyd Eddings vs. Philadelphia	12/11/82
124	Earnest Gray at Dallas	9/18/83
159	Earnest Gray vs. San Diego	10/2/83
111	Earnest Gray at Kansas City	10/16/83
135	Butch Woolfolk vs. Dallas	10/30/83
145	Earnest Gray vs. Washington	11/13/83
119	Byron Williams at L.A. Raiders	11/27/83
134	Earnest Gray at L.A. Raiders	11/27/83
103	Byron Williams vs. Seattle	12/11/83
124	Byron Williams at Washington	12/17/83
137	Bobby Johnson vs. Philadelphia	9/2/84
167	Byron Williams vs. Philadelphia	9/2/84
117	Bobby Johnson at Washington	9/16/84
112	Earnest Gray at L.A. Rams	9/30/84

120	Lionel Manuel at Atlanta	10/14/84
128	Earnest Gray vs. Washington	10/28/84
102	Lionel Manuel at Dallas	11/04/84
126	Zeke Mowatt vs. Kansas City	11/25/84
105	Lionel Manuel at Green Bay	9/15/85
129	Lionel Manuel vs. Dallas	10/6/85
104	Bobby Johnson vs. Dallas	10/6/85
111	Lionel Manuel at Cincinnati	10/13/85
176	Mark Bavaro at Cincinnati	10/13/85
128	Phil McConkey at Dallas	12/15/85
105	Bobby Johnson at Dallas	9/8/86
106	Mark Bavaro at L.A. Raiders	9/21/86
110	Mark Bavaro vs. New Orleans	9/28/86
116	Stacy Robinson @ San Francisco	12/1/86
111	Mark Bavaro @ Washington	12/7/86
151	Lionel Manuel at Dallas	11/2/87
105	Lionel Manuel at Philadelphia	11/15/87
102	Mark Bavaro at Philadelphia	11/15/87
100	Stephen Baker at New Orleans	11/22/87
133	Mark Bavaro vs. Philadelphia	12/6/87
137	Mark Bavaro at St. Louis	12/13/87
109	Mark Bavaro vs. Jets	12/27/87
142	Lionel Manuel at Dallas	9/18/88
103	Odessa Turner at Washington	10/2/88
148	Mark Bavaro at Philadelphia	10/10/88
104	Stephen Baker at Atlanta	10/23/88
106	Lionel Manuel vs. Dallas	11/6/88
134	Stephen Baker at New Orleans	11/27/88
126	Lionel Manuel vs. Philadelphia	12/3/89
109	Stephen Baker at Washington	10/14/90
142	Mark Ingram at Dallas	9/29/91
116	Mark Ingram at Cincinnati	12/1/91
109	Stephen Baker at Chicago	9/21/92
105	Ed McCaffrey at Dallas	11/26/92
124	Mike Sherrard at Washington	10/10/93
113	Mark Jackson vs. Phoenix	11/28/93
109	Mike Sherrard at Houston	11/21/94
101	Mike Sherrard at Cleveland	12/4/94
100	Chris Calloway at Kansas City	9/10/95
128	Mike Sherrard at Seattle	11/5/95
126	Thomas Lewis at Philadelphia	11/19/95
125	Thomas Lewis at Washington	10/20/96
108	Chris Calloway at Washington	10/20/96
145	Chris Calloway at Detroit	10/19/97
100	Kevin Alexander vs. Cincinnati	10/26/97
141	Ike Hilliard at San Francisco	11/30/98
114	Ike Hilliard vs. Washington	9/19/99
105	Amani Toomer vs. Washington	9/19/99
123	Amani Toomer vs. Philadelphia	10/3/99
101	Ike Hilliard at Washington	11/21/99
181	Amani Toomer vs. Jets	12/5/99
121	Ike Hilliard vs. Jets	12/5/99
162	Amani Toomer at St. Louis	12/19/99

GIANTS RECEIVING HONOR ROLL (11/19/2000-PRESENT) 100 YARDS OR MORE IN A GAME, CHRONOLOGICALLY

*Team Record

**Postseason Game

108	Amani Toomer vs. Detroit	11/19/00
136	Amani Toomer vs. Pittsburgh	12/10/00
193	Amani Toomer vs. Jacksonville	12/23/00
155*	Ike Hilliard vs. Minnesota	1/14/01
109	Amani Toomer at Washington	10/28/01
106	Ike Hilliard at Minnesota	11/19/01
124	Amani Toomer vs. Seattle	12/23/01
105	Ike Hilliard vs. Seattle	12/23/01
134	Amani Toomer vs. San Francisco	9/05/02
100	Amani Toomer vs. Seattle	9/22/02
107	Ron Dixon at Minnesota	11/10/02
111	Jeremy Shockey vs. Washington	11/17/02
113	Amani Toomer at Houston	11/24/02
104	Amani Toomer vs. Tennessee	12/1/02
204	Amani Toomer at Indianapolis	12/22/02
116	Jeremy Shockey at Indianapolis	12/22/02
136**	Amani Toomer at San Francisco	1/5/03
126	Amani Toomer vs. Dallas	9/15/03
110	Jeremy Shockey vs. Miami	10/5/03
100	Ike Hilliard at Minnesota	10/26/03
127	Amani Toomer at Jets	11/2/03
106	David Tyree at Philadelphia	11/16/03
110	Amani Toomer vs. Buffalo	11/30/03
126	Amani Toomer vs. Cleveland	9/26/04

102	Tiki Barber vs. Detroit	10/24/04
100	Amani Toomer at Arizona	11/14/04
102	Jamaar Taylor vs. Philadelphia	11/28/04
101	Jeremy Shockey at San Diego	9/25/05
204	Plaxico Burress vs. St. Louis	10/2/05
129	Jeremy Shockey at Dallas	10/16/05
111	Tiki Barber vs. Minnesota	11/13/05
113	Plaxico Burress vs. Philadelphia	11/20/05
127	Jeremy Shockey at Seattle	11/27/05
109	Plaxico Burress at Seattle	11/27/05
107	Jeremy Shockey at Philadelphia	12/11/05
128	Plaxico Burress at Oakland	12/31/05
137	Amani Toomer at Philadelphia	9/17/06
114	Plaxico Burress at Philadelphia	9/17/06
120	Plaxico Burress vs. Philadelphia	12/17/06
144	Plaxico Burress at Dallas	9/9/07
124	Plaxico Burress vs. Jets	10/7/07
129	Jeremy Shockey vs. Dallas	11/11/07
136	Plaxico Burress at Philadelphia	12/9/07
151*	Plaxico Burress at Green Bay	1/20/08
133	Plaxico Burress vs. Washington	9/4/08
102	Domenik Hixon vs. Seattle	10/5/08
150	Mario Manningham at Dallas	9/20/09
134	Steve Smith at Dallas	9/20/09
134	Steve Smith at Kansas City	10/4/09
114	Hakeem Nicks at New Orleans	10/18/09
126	Mario Manningham vs. Atlanta	11/22/09
110	Steve Smith vs. Dallas	12/6/09
110	Hakeem Nicks vs. Philadelphia	12/13/09
103	Steve Smith vs. Tennessee	9/26/10
110	Hakeem Nicks vs. Chicago	10/3/10
130	Hakeem Nicks at Houston	10/10/10
108	Hakeem Nicks at Dallas	10/25/10
101	Steve Smith at Dallas	10/25/10
128	Hakeem Nicks at Seattle	1/7/10
113	Mario Manningham vs. Philadelphia	12/19/10
132	Mario Manningham at Green Bay	12/26/10
101	Mario Manningham at Washington	1/2/11
122	Hakeem Nicks at Washington	9/11/11
110	Victor Cruz at Philadelphia	9/25/11
162	Hakeem Nicks at Arizona	10/2/11
161	Victor Cruz vs. Seattle	10/9/11
128	Victor Cruz vs. Philadelphia	11/20/11
157	Victor Cruz at New Orleans	11/28/11
119	Victor Cruz vs. Green Bay	12/4/11
163	Hakeem Nicks at Dallas	12/11/11
164	Victor Cruz at Jets	12/24/11
178	Victor Cruz vs. Dallas	1/1/12
115**	Hakeem Nicks vs. Atlanta	1/8/12
165**	Hakeem Nicks at Green Bay	1/15/12
142**	Victor Cruz at San Francisco	1/22/12
109**	Hakeem Nicks vs. New England	2/5/12
179	Victor Cruz vs. Tampa Bay	9/16/12
199	Hakeem Nicks vs. Tampa Bay	9/16/12
138	Ramses Barden at Carolina	9/20/12
109	Victor Cruz at Philadelphia	9/30/12
131	Victor Cruz vs. Washington	10/21/12
104	Victor Cruz at Washington	12/3/12
121	Victor Cruz vs. New Orleans	12/9/12
118	Victor Cruz at Dallas	9/8/13
114	Hakeem Nicks at Dallas	9/8/13
101	Rueben Randle at Dallas	9/8/13
118	Victor Cruz vs. Denver	9/15/13
164	Victor Cruz at Kansas City	9/29/13
142	Hakeem Nicks vs. Philadelphia	10/6/13
110	Victor Cruz vs. Green Bay	11/17/13
135	Hakeem Nicks at San Diego	12/8/13
107	Victor Cruz vs. Houston	9/21/14
108	Victor Cruz at Washington	9/25/14
156	Odell Beckham Jr. vs. Indianapolis	11/3/14
108	Odell Beckham Jr. at Seattle	11/9/14
112	Rueben Randle vs. San Francisco	11/16/14
146	Odell Beckham Jr. vs. Dallas	11/23/14
130	Odell Beckham Jr. at Tennessee	12/7/14
143	Odell Beckham Jr. vs. Washington	12/14/14
148	Odell Beckham Jr. at St. Louis	12/21/14
132	Rueben Randle at St. Louis	12/21/14
185	Odell Beckham Jr. vs. Philadelphia	12/28/14
158	Rueben Randle vs. Philadelphia	12/28/14
146	Odell Beckham Jr. vs. Atlanta	9/20/15
116	Rueben Randle vs. Washington	9/24/15

121	Odell Beckham Jr. vs. San Francisco	10/11/15
130	Odell Beckham Jr. at New Orleans	11/1/15
105	Odell Beckham Jr. at Tampa Bay	11/8/15
104	Odell Beckham Jr. vs. New England	11/15/15
142	Odell Beckham Jr. at Washington	11/29/14
149	Odell Beckham Jr. vs. Jets	12/6/15
166	Odell Beckham Jr. at Miami	12/14/15
117	Sterling Shepard vs. New Orleans	9/18/16
121	Odell Beckham Jr. vs. Washington	9/25/16
222	Odell Beckham Jr. vs. Baltimore	10/16/16
100	Odell Beckham Jr. at Pittsburgh	12/4/16
150	Odell Beckham Jr. at Philadelphia	12/22/16
142	Sterling Shepard at San Francisco	11/5/17
139	Sterling Shepard vs. Philadelphia	12/17/17
111	Odell Beckham Jr. vs. Jacksonville	9/9/18
109	Odell Beckham Jr. at Houston	9/23/18
131	Odell Beckham Jr. at Carolina	10/7/18
143	Odell Beckham Jr. at Atlanta	10/22/18
167	Sterling Shepard at Atlanta	10/22/18
136	Odell Beckham Jr. vs. Washington	10/28/18
113	Sterling Shepard at Indianapolis	12/23/18
116	Evan Engram at Dallas	9/8/19
100	Sterling Shepard vs. Tampa Bay	9/22/19
113	Evan Engram vs. Tampa Bay	9/22/19
102	Golden Tate at New England	10/10/19
121	Darius Slayton at Jets	11/10/19
154	Darius Slayton at Philadelphia	12/9/19
111	Sterling Shepard vs. Miami	12/15/19
102	Darius Slayton vs. Pittsburgh	9/14/20
129	Darius Slayton at Dallas	10/11/20
129	Evan Engram at Cincinnati	11/29/20
112	Sterling Shepard vs. Dallas	1/2/21
113	Sterling Shepard vs. Denver	9/12/21
116	Kenny Golladay at New Orleans	10/2/21
189	Kadarius Toney at Dallas	10/10/21
100	Wan'Dale Robinson vs. Detroit	11/20/22
105**	Isaiah Hodgins at Minnesota	1/15/23
109	Jalin Hyatt vs. New England	11/26/23
106	Darius Slayton vs. LA Rams	12/31/23
127	Malik Nabers at Washington	9/15/24
115	Malik Nabers vs. Dallas	9/26/24
122	Darius Slayton at Seattle	10/6/24
108	Darius Slayton at Pittsburgh	10/28/24
171	Malik Nabers vs. Indianapolis	12/29/24
142	Wan'Dale Robinson at Dallas	9/14/25
167	Malik Nabers at Dallas	9/14/25

YEARLY LEADERS

SCORING YEAR	PLAYER	TD	PAT	FG	PTS
1925	Jack McBride	2	7	2	25
1926	Jack McBride	5	15	1	48
1927	Jack McBride	6	15	2	57
1928	Jack McBride	5	0	0	30
1929	Henry Haines	11	0	0	66
1930	Len Sedbrook	7	12	1	57
1931	Hap Moran	5	8	1	35
1932	Ray Flaherty	5	0	0	30
1933	Ken Strong	6	13	5	64
1934	Ken Strong	6	8	4	56
1935	Dale Burnett	6	0	0	36
1936	Tillie Manton	1	15	0	21
1937	Ward Cuff	4	0	2	30
1938	Ward Cuff	2	18	5	45
1939	Ward Cuff	2	6	7	39
1940	Ward Cuff	2	9	5	36
1941	Ward Cuff	2	19	5	46
1942	Ward Cuff	2	18	3	39
1943	Bill Paschal	12	0	0	72
1944	Bill Paschal	9	0	0	54
1945	Frank Liebel	10	0	0	60
1946	Ken Strong	0	32	4	44
1947	Ken Strong	0	24	2	30
1948	Bill Swiacki	10	0	0	60
1949	Gene Roberts	17	0	0	102
1950	Ray Poole	0	30	5	45
1951	Ray Poole	0	30	12	66
1952	Ray Poole	0	26	10	56
1953	Frank Gifford	9	2	1	47
1954	Ben Agajanian	0	35	13	74

1955	Ben Agajanian	0	32	10	62
1956	Frank Gifford	0	8	1	65
1957	Ben Agajanian	0	32	10	62
1958	Pat Summerall	0	28	12	64
1959	Pat Summerall	0	30	20	90
1960	Pat Summerall	0	32	13	71
1961	Pat Summerall	0	46	14	88
1962	Don Chandler	0	*47	19	104
1963	Don Chandler	0	52	18	106
1964	Don Chandler	0	27	9	54
1965	Tucker Frederickson	6	0	0	36
	Homer Jones	6	0	0	36
1966	Pete Gogolak	0	29	16	77
1967	Homer Jones	14	0	0	84
1968	Pete Gogolak	0	36	14	78
1969	Pete Gogolak	0	33	11	66
	Joe Morrison	11	0	0	66
1970	Pete Gogolak	0	32	25	107
1971	Pete Gogolak	0	30	6	48
1972	Pete Gogolak	0	34	21	97
1973	Pete Gogolak	0	25	17	76
1974	Pete Gogolak	0	21	10	51
1975	George Hunt	0	24	6	42
1976	Joe Danelo	0	20	8	44
1977	Joe Danelo	0	19	14	61
1978	Joe Danelo	0	27	21	90
1979	Billy Taylor	11	0	0	66
1980	Joe Danelo	0	27	16	75
1981	Joe Danelo	0	31	24	103
1982	Joe Danelo	0	18	12	54
1983	Ali Haji-Sheikh	0	22	*35	127
1984	Ali Haji-Sheikh	0	32	17	83
1985	Joe Morris	21	0	0	126
1986	Raul Allegre	0	33	24	105
1987	Raul Allegre	0	25	17	76
1988	Paul McFadden	0	25	14	67
1989	Ottis Anderson	14	0	0	84
1990	Matt Bahr	0	29	17	80
1991	Matt Bahr	0	24	22	90
1992	Rodney Hampton	14	0	0	84
1993	David Treadwell	0	28	25	103
1994	David Treadwell	0	22	11	55
1995	Brad Daluiso	0	28	20	88
1996	Brad Daluiso	0	22	24	94
1997	Brad Daluiso	0	27	22	93
1998	Brad Daluiso	0	32	21	95
1999	Carey Blanchard	0	19	18	73
2000	Brad Daluiso	0	34	17	85
2001	Morten Andersen	0	29	23	98
2002	Matt Bryant	0	30	26	108
2003	Matt Bryant	0	17	11	50
2004	Steve Christie	0	33	22	99
2005	Jay Feely	0	43	*35	*148
2006	Jay Feely	0	38	23	107
2007	Lawrence Tynes	0	40	23	109
2008	John Carney	0	38	35	143
2009	Lawrence Tynes	0	45	27	126
2010	Lawrence Tynes	0	43	19	100
2011	Lawrence Tynes	0	43	19	100
2012	Lawrence Tynes	0	46	33	1445
2013	Josh Brown	0	31	23	100
2014	Josh Brown	0	44	24	116
2015	Josh Brown	0	44	30	134
2016	Odell Beckham Jr.	10	0	0	60
2017	Aldrick Rosas	0	20	18	74
2018	Aldrick Rosas	0	31	32	127
2019	Aldrick Rosas	0	33	11	66
2020	Graham Gano	0	21	31	114
2021	Graham Gano	0	17	29	104
2022	Graham Gano	0	32	29	119
2023	Saquon Barkley	10	0	0	62**
2024	Greg Joseph	0	6	13	45

*Single Season Club Record **Includes 2-point conversion

RUSHING

YEAR	PLAYER	YDS	ATT	TD
1932	John McBride	302	84	1
1933	Harry Newman	437	130	3
1934	Harry Newman	483	141	3
1935	Elvin Richards	449	153	4
1936	Tuffy Leemans	830	206	2
1937	Hank Sour	442	120	2

1938	Tuffy Leemans	463	121	4
1939	Tuffy Leemans	429	128	3
1940	Tuffy Leemans	474	132	1
1941	Tuffy Leemans	332	100	4
1942	Merle Hapes	363	95	3
1943	Bill Paschal	572	147	10
1944	Bill Paschal	737	196	9
1945	Bill Paschal	247	59	2
1946	Frank Filchock	371	98	2
1947	Gene Roberts	296	86	1
1948	Gene Roberts	491	145	0
1949	Gene Roberts	634	152	9
1950	Eddie Price	703	126	4
1951	Eddie Price	971	271	7
1952	Eddie Price	748	183	5
1953	Sonny Grandelius	278	108	1
1954	Eddie Price	555	135	2
1955	Alex Webster	634	128	5
1956	Frank Gifford	819	159	5
1957	Frank Gifford	528	136	5
1958	Frank Gifford	468	115	8
1959	Frank Gifford	540	106	3
1960	Mel Triplett	573	124	4
1961	Alex Webster	928	196	2
1962	Alex Webster	743	207	5
1963	Phil King	613	161	3
1964	Ernie Wheelwright	402	100	0
1965	Tucker Frederickson	659	195	5
1966	Joe Morrison	327	94	0
1967	Ernie Koy	704	146	4
1968	Tucker Frederickson	486	142	1
1969	Joe Morrison	387	107	4
1970	Ron Johnson	1,027	263	8
1971	Bobby Duhon	344	93	1
1972	Ron Johnson	1,182	298	9
1973	Ron Johnson	902	260	6
1974	Joe Dawkins	561	156	2
1975	Joe Dawkins	438	129	2
1976	Doug Kotar	731	185	3
1977	Bob Hammond	577	154	3
1978	Doug Kotar	625	149	1
1979	Billy Taylor	700	198	7
1980	Billy Taylor	580	147	4
1981	Rob Carpenter	748	190	5
1982	Butch Woolfork	439	112	2
1983	Butch Woolfork	857	246	2
1984	Rob Carpenter	795	250	7
1985	Joe Morris	1,336	194	*21
1986	Joe Morris	1,516	341	14
1987	Joe Morris	658	193	3
1988	Joe Morris	1,083	307	5
1989	Ottis Anderson	1,023	325	14
1990	Ottis Anderson	784	225	11
1991	Rodney Hampton	1,059	256	10
1992	Rodney Hampton	1,141	247	14
1993	Rodney Hampton	1,077	292	5
1994	Rodney Hampton	1,075	327	6
1995	Rodney Hampton	1,182	306	10
1996	Rodney Hampton	827	254	1
1997	Charles Way	698	151	4
1998	Gary Brown	1,063	247	5
1999	Joe Montgomery	348	115	3
2000	Tiki Barber	1,006	213	8
2001	Tiki Barber	865	166	4
2002	Tiki Barber	1,387	304	11
2003	Tiki Barber	1,216	278	2
2004	Tiki Barber	1,518	322	13
2005	Tiki Barber	*1,860	*357	9
2006	Tiki Barber	1,662	327	5
2007	Brandon Jacobs	1,009	202	4
2008	Brandon Jacobs	1,089	219	15
2009	Brandon Jacobs	835	224	5
2010	Ahmad Bradshaw	1,235	276	8
2011	Ahmad Bradshaw	659	171	9
2012	Ahmad Bradshaw	1,015	221	6
2013	Andre Brown	492	139	3
2014	Andre Williams	721	217	7
2015	Rashad Jennings	863	195	3
2016	Rashad Jennings	593	181	3
2017	Orleans Darkwa	751	171	5
2018	Saquon Barkley	1,307	261	11

2019	Saquon Barkley	1,003	217	6
2020	Wayne Gallman Jr.	682	147	6
2021	Saquon Barkley	593	162	2
	Devontae Booker	592	162	2
2022	Saquon Barkley	1,312	295	10
2023	Saquon Barkley	962	247	6
2024	Tyrone Tracy Jr.	839	192	5

*Single Season Club Record

PASSING

YEAR	PLAYER	ATT	COMP	YDS	TD	INT
1932	John McBride	74	36	363	6	9
1933	Harry Newman	136	53	973	11	17
1934	Harry Newman	93	35	391	1	12
1935	Ed Danowski	113	57	794	10	9
1936	Ed Danowski	104	47	515	5	10
1937	Ed Danowski	134	66	814	8	5
1938	Ed Danowski	129	70	848	7	8
1939	Ed Danowski	101	42	437	3	6
1940	Ed Miller	73	35	505	4	7
1941	Tuffy Leemans	66	31	475	4	5
1942	Tuffy Leemans	69	35	555	7	4
1943	Tuffy Leemans	87	37	360	5	5
1944	Arnie Herber	86	36	651	6	8
1945	Arnie Herber	80	35	641	9	8
1946	Frank Filchock	169	87	1,262	12	*25
1947	Paul Governali	197	85	1,461	14	16
1948	Charlie Conerly	299	162	2,175	22	13
1949	Charlie Conerly	305	152	2,138	17	20
1950	Charlie Conerly	132	56	1,000	8	7
1951	Charlie Conerly	189	93	1,277	10	22
1952	Charlie Conerly	169	82	1,090	13	10
1953	Charlie Conerly	303	143	1,711	13	*25
1954	Charlie Conerly	210	103	1,439	17	11
1955	Charlie Conerly	202	98	1,310	13	13
1956	Charlie Conerly	174	90	1,143	10	7
1957	Charlie Conerly	232	128	1,712	11	11
1958	Charlie Conerly	184	88	1,199	10	9
1959	Charlie Conerly	194	113	1,706	14	4
1960	George Snow	155	76	1,263	11	13
1961	Y.A. Tittle	285	163	2,272	17	12
1962	Y.A. Tittle	375	200	3,224	33	20
1963	Y.A. Tittle	367	221	3,145	*36	14
1964	Y.A. Tittle	281	147	1,798	10	22
1965	Earl Morrall	302	155	2,446	22	12
1966	Gary Wood	170	81	1,142	6	13
1967	Fran Tarkenton	377	204	3,088	29	19
1968	Fran Tarkenton	337	182	2,555	21	12
1969	Fran Tarkenton	409	220	2,918	23	8
1970	Fran Tarkenton	389	219	2,777	19	12
1971	Fran Tarkenton	386	226	2,567	11	21
1972	Norm Snead	325	196	2,307	17	12
1973	Norm Snead	235	131	1,483	7	8
1974	Craig Morton	237	122	1,510	9	13
1975	Craig Morton	363	186	2,359	11	16
1976	Craig Morton	284	153	1,865	9	20
1977	Joe Pisarcik	241	103	1,346	4	14
1978	Joe Pisarcik	301	143	2,096	12	23
1979	Phil Simms	265	134	1,743	13	14
1980	Phil Simms	402	193	2,321	15	19
1981	Phil Simms	316	172	2,031	11	9
1982	Scott Brunner	298	161	2,017	10	9
1983	Scott Brunner	386	190	2,516	9	22
1984	Phil Simms	*533	*286	4,044	22	18
1985	Phil Simms	495	275	3,829	22	20
1986	Phil Simms	468	259	3,847	21	22
1987	Phil Simms	282	163	2,230	17	9
1988	Phil Simms	479	263	3,359	21	11
1989	Phil Simms	405	228	3,061	14	14
1990	Phil Simms	311	184	2,284	15	4
1991	Jeff Hostetler	285	179	2,032	5	4
1992	Jeff Hostetler	192	103	1,225	8	3
1993	Phil Simms	400	247	3,038	15	9
1994	Dave Brown	350	201	2,536	12	16
1995	Dave Brown	456	254	2,814	11	10
1996	Dave Brown	398	214	2,412	12	20
1997	Danny Kanell	294	156	1,740	11	9
1998	Danny Kanell	299	160	1,603	11	10
1999	Kerry Collins	332	191	2,316	8	11
2000	Kerry Collins	529	311	3,610	22	13
2001	Kerry Collins	568	327	3,764	19	16
2002	Kerry Collins	545	335	*4,073	19	14

2003	Kerry Collins	500	284	3,110	13	16
2004	Kurt Warner	277	174	2,054	6	4
2005	Eli Manning	557	294	3,762	24	17
2006	Eli Manning	522	301	3,244	24	18
2007	Eli Manning	529	297	3,336	23	20
2008	Eli Manning	479	289	3,238	21	10
2009	Eli Manning	509	317	4,021	27	14
2010	Eli Manning	539	339	4,002	31	*25
2011	Eli Manning	*589	*359	4,033	29	16
2012	Eli Manning	536	323	3,948	26	15
2013	Eli Manning	551	317	3,818	18	*27
2014	Eli Manning	*601	*379	4,410	30	14
2015	Eli Manning	*618	*387	4,432	35	14
2016	Eli Manning	598	377	4,027	26	16
2017	Eli Manning	571	352	3,468	19	13
2018	Eli Manning	576	380	4,299	21	11
2019	Daniel Jones	459	284	3,027	24	12
2020	Daniel Jones	448	280	2,943	11	10
2021	Daniel Jones	361	232	2,428	10	7
2022	Daniel Jones	472	317	3,205	15	5
2023	Tyrod Taylor	180	116	1,341	5	3
2024	Daniel Jones	341	216	2,070	8	7

*Single Season Club Record

RECEIVING

YEAR	PLAYER	NO	YDS	TD
1932	Ray Flaherty	21	350	5
1933	Dale Burnett	12	212	3
1934	Morris Badgro	16	206	1
1935	Tod Goodwin	26	432	4
1936	Dale Burnett	16	246	3
1937	Tuffy Leemans	11	157	1
1938	Hank Soar	13	164	2
	Dale Burnett	13	145	1
1939	Hank Soar	12	134	0
1940	Leland Shaffer	15	121	2
1941	Ward Cuff	19	317	2
1942	Ward Cuff	16	267	2
1943	Bill Walls	14	231	2
1944	O'Neal Adams	14	342	1
1945	Frank Liebel	22	593	10
1946	Ray Poole	24	307	3
1947	Ray Poole	23	395	4
1948	Bill Swiacki	39	550	10
1949	Bill Swiacki	47	652	4
1950	Bill Swiacki	20	280	3
1951	Joe Scott	23	356	2
1952	Bill Stribling	26	399	5
1953	Kyle Rote	26	440	5
	Eddie Price	26	233	1
1954	Bob Schnelker	30	550	8
1955	Frank Gifford	33	437	4
1956	Frank Gifford	51	603	4
1957	Frank Gifford	41	588	4
1958	Frank Gifford	29	330	2
1959	Frank Gifford	42	768	4
1960	Kyle Rote	42	750	2
1961	Del Shofner	68	1,125	11
1962*	Del Shofner	53	1,133	12
1963	Del Shofner	64	1,181	9
1964	Aaron Thomas	43	624	6
1965	Joe Morrison	41	574	4
1966	Homer Jones	48	1,044	8
1967	Aaron Thomas (Homer Jones: 13 TD Rec*)	51	877	9
1968	Homer Jones	45	1,057	7
1969	Joe Morrison	44	647	7
1970	Clifton McNeil	50	764	4
1971	Bob Tucker	59	791	4
1972	Bob Tucker	55	764	4
1973	Bob Tucker	50	681	5
1974	Joe Dawkins	46	332	3
1975	Walker Gillette	43	600	2
1976	Bob Tucker	42	498	1
1977	Jim Robinson	22	422	1
1978	Jim Robinson	32	620	2
	Johnny Perkins	32	514	3
1979	Gary Shirk	31	471	2
1980	Earnest Gray	52	777	10
1981	Johnny Perkins	52	858	6
1982	Tom Mullady	27	287	0
1983	Earnest Gray	78	1,139	5

1984	Zeke Mowatt	48	698	7
	Bob Johnson	48	795	6
1985	Lionel Manuel	49	859	6
1986	Mark Bavaro	66	1,001	4
1987	Mark Bavaro	55	867	8
1988	Lionel Manuel	65	1,029	4
1989	Odessa Turner	38	467	4
1990	David Meggett	39	410	1
1991	Mark Ingram	51	824	3
1992	Ed McCaffrey	49	610	5
1993	Mark Jackson	58	708	4
1994	Mike Sherrard	53	825	6
1995	Chris Calloway	56	796	3
1996	Chris Calloway	53	739	4
	Thomas Lewis	53	694	4
1997	Chris Calloway	58	849	8
1998	Chris Calloway	62	812	6
1999	Amani Toomer	79	1,183	6
2000	Amani Toomer	78	1,094	7
2001	Amani Toomer	72	1,054	5
	Tiki Barber	72	577	0
2002	Amani Toomer	82	1,343	8
2003	Tiki Barber	69	461	1
2004	Jeremy Shockey	61	666	6
2005	Plaxico Burress	76	1,214	7
2006	Jeremy Shockey	66	623	7
2007	Plaxico Burress	70	1,025	12
2008	Steve Smith	57	574	1
2009	Steve Smith	107	1,220	7
2010	Hakeem Nicks	79	1,052	11
2011	Victor Cruz	82	*1,536	9
2012	Victor Cruz	86	1,092	10
2013	Victor Cruz	73	998	4
2014	Odell Beckham Jr.	91	1,305	12
2015	Odell Beckham Jr.	96	1,450	**13
2016	Odell Beckham Jr.	102	1,367	10
2017	Evan Engram	64	722	6
2018	Saquon Barkley	91	721	4
2019	Sterling Shepard	57	576	3
2020	Sterling Shepard	66	656	3
2021	Evan Engram	46	408	3
2022	Richie James	57	569	4
	Saquon Barkley	57	338	0
2023	Wan'Dale Robinson	60	525	1
2024	Malik Nabers	*109	1,204	7

*Single Season Club Record **Tied Single Season Club Record

INTERCEPTIONS

YEAR	PLAYER	NO	YDS
1940	Doug Oldershaw	4	48
	Leland Shaffer	4	14
1941	Ward Cuff	4	152
	George Franck	4	94
1942	Merle Hapes	3	49
	Hank Soar	3	31
1943	Dave Brown	6	64
1944	Howard Livingston	9	172
1945	Howard Livingston	3	65
1946	Frank Liebel	5	117
1947	Frank Reagan	10	203
1948	Frank Reagan	9	145
1949	Emlen Tunnel	10	251
1950	Otto Schnellbacher	8	99
1951	Otto Schnellbacher	*11	194
1952	Tom Landry	8	99
1953	Emlen Tunnel	6	117
1954	Emlen Tunnel	8	108
	Tom Landry	8	71
1955	Emlen Tunnel	7	76
1956	Emlen Tunnel	6	87
1957	Emlen Tunnel	6	87
1958	Jim Patton	*11	183
1959	Dick Nolan	5	57
	Lindon Crow	5	54
	Jim Patton	5	13
1960	Jim Patton	6	100
1961	Dick Lynch	9	60
1962	Jim Patton	7	125
1963	Dick Lynch	9	*251
1964	Dick Lynch	4	68
1965	Carl Lockhart	4	117
	Dick Lynch	4	38

1966	Carl Lockhart	6	20
1967	Carl Lockhart	5	38
1968	Willie Williams	10	103
1969	Bruce Maher	5	112
1970	Willie Williams	6	114
1971	Willie Williams	5	58
1972	Carl Lockhart	4	56
	Willie Williams	4	42
	Richmond Flowers	4	30
	Pete Athas	4	11
1973	Pete Athas	5	52
1974	Chuck Crist	3	20
1975	Bobby Brooks	4	38
1976	Rick Volk	2	14
	Brad Van Pelt	2	13
	Jim Steinke	2	0
1977	Bill Bryant	3	54
1978	Terry Jackson	7	115
1979	Brian Kelley	3	41
	Harry Carson	3	28
	Terry Jackson	3	10
1980	Mike Dennis	5	68
1981	Beasley Reece	4	84
1982	Terry Jackson	4	75
1983	Terry Jackson	6	20
1984	Mark Haynes	7	90
1985	Elvis Patterson	6	88
1986	Terry Kinard	4	52
	Perry Williams	4	31
1987	Terry Kinard	5	163
1988	Sheldon White	4	70
1989	Terry Kinard	5	135
1990	Everson Walls	6	80
1991	Mark Collins	4	77
	Everson Walls	4	7
1992	Greg Jackson	4	71
1993	Mark Collins	4	77
	Greg Jackson	4	32
1994	John Booty	3	95
	Phillippi Sparks	3	4
1995	Vencie Glenn	5	91
	Phillippi Sparks	5	11
1996	Jason Sehorn	5	61
1997	Jason Sehorn	6	74
1998	Percy Ellsworth	5	92
1999	Percy Ellsworth	6	80
2000	Emmanuel McDaniel	6	30
2001	Will Allen	4	27
2002	Jason Sehorn	2	31
	William Peterson	2	1
	Shaun Williams	2	-2
2003	Frank Walker	2	74
	Ralph Brown	2	51
	Will Allen	2	23
	Johnnie Harris	2	3
2004	Gibril Wilson	3	39
	Brent Alexander	3	3
2005	Brent Alexander	4	45
2006	Kevin Dockery	2	100
	R.W. McQuarters	2	67
	Mathias Kiwaniuka	2	44
	Will Demps	2	39
	Sam Madison	2	28
	Gibril Wilson	2	25
	Fred Robbins	2	12
2007	Sam Madison	4	59
	Gibril Wilson	4	12
2008	Corey Webster	3	65
	James Butler	3	62
	Aaron Ross	3	58
2009	Terrell Thomas	5	87
2010	Terrell Thomas	5	56
2011	Corey Webster	6	71
2012	Stevie Brown	8	*307
2013	Antrel Rolle	6	23
2014	Quintin Demps	4	19
2015	Trumaine McBride	3	84
	Dominique Rodgers	3	72
	Cromartie		
2016	Dominique Rodgers	6	28
	Cromartie		
2017	Janoris Jenkins	3	113

	Ross Cockrell	3	1
2018	Alec Ogletree	5	61
2019	Janoris Jenkins	4	84
2020	James Bradberry	3	19
2021	Xavier McKinney	5	64
2022	Julian Love	2	44
	Dane Belton	2	0
2023	Xavier McKinney	3	22
2024	Five Players With 1	1	52

* Single Season Club Record

SACKS (OFFICIAL STATISTIC SINCE 1982)

YEAR	PLAYER	SACKS
1982	Lawrence Taylor	7.5
1983	George Martin	9.0
	Lawrence Taylor	9.0
	Lawrence Taylor	11.5
1984	Leonard Marshall	15.5
1985	Lawrence Taylor	20.5
1986	Lawrence Taylor	12.0
1987	Lawrence Taylor	15.5
1988	Lawrence Taylor	15.0
1989	Lawrence Taylor	10.5
1990	Lawrence Taylor	11.0
1991	Leonard Marshall	5.0
1992	Lawrence Taylor	11.5
1993	Keith Hamilton	6.5
1994	Keith Hamilton	7.5
1995	Michael Strahan	5.0
1996	Chad Bratzke	5.0
	Michael Strahan	14.0
1997	Michael Strahan	15.0
1998	Michael Strahan	9.0
1999	Jessie Armstead	10.5
2000	Keith Hamilton	*22.5
2001	Michael Strahan	11.0
2002	Michael Strahan	18.5
2003	Michael Strahan	7.0
2004	Osi Umenyiora	14.5
2005	Osi Umenyiora	6.0
2006	Osi Umenyiora	13.0
2007	Osi Umenyiora	12.0
2008	Justin Tuck	7.0
2009	Osi Umenyiora	11.5
2010	Osi Umenyiora	11.5
	Justin Tuck	16.5
2011	Jason Pierre-Paul	6.5
2012	Jason Pierre-Paul	11.0
2013	Justin Tuck	12.5
2014	Jason Pierre-Paul	9.5
2015	Robert Ayers	8.5
2016	Olivier Vernon	8.5
2017	Jason Pierre-Paul	7.0
2018	Olivier Vernon	10.0
2019	Markus Golden	11.5
2020	Leonard Williams	8.0
2021	Azeez Ojulari	7.5
2022	Dexter Lawrence	11.5
2023	Kayvon Thibodeaux	9.0
2024	Dexter Lawrence	9.0

*NFL Single Season Record (since tied)

ALL-PURPOSE YARDS

YEAR	PLAYER	RUSH	REC	PUNT	KO	INT	FUM	TOT
1942	Merle Hapes	363	79	170	215	49	-	876
1943	Bill Paschal	572	74	92	183	0	-	921
1944	Bill Paschal	737	0	102	260	0	-	1,099
1945	Ward Cuff	214	172	124	105	0	-13	602
1946	Bill Paschal	362	78	111	158	0	0	709
1947	George Cheverko	63	300	88	135	54	0	640
1948	Joe Scott	198	235	25	569	10	0	1,037
1949	Gene Roberts	634	711	0	16	0	0	1,361
1950	Joe Scott	322	240	23	351	0	0	936
1951	Eddie Price	971	19	0	0	0	0	990
1952	Emlen Tunnell	0	0	411	364	149	3	927
1953	Frank Gifford	157	292	106	327	0	0	882
1954	Eddie Price	555	352	0	0	0	3	910
1955	Alex Webster	634	269	0	0	0	0	903
1956	Frank Gifford	819	603	0	0	0	0	1,422
1957	Frank Gifford	528	588	0	0	0	0	1,116
1958	Frank Gifford	468	330	0	0	0	0	798
1959	Frank Gifford	540	768	0	0	0	0	1,308
1960	Kyle Rote	0	750	0	0	0	0	750
1961	Alex Webster	928	313	0	0	0	0	1,241
1962	Alex Webster	743	477	0	0	0	0	1,220

1963	Del Shofner	0	1,181	0	0	0	0	1,181
1964	Clarence Childs	102	97	40	987	0	0	1,226
1965	Tucker Frederickson	659	177	0	0	0	0	836
1966	Homer Jones	43	1,044	0	0	0	0	1,087
1967	Homer Jones	60	1,209	0	38	0	8	1,315
1968	Homer Jones	18	1,057	0	0	0	0	1,075
1969	Joe Morrison	387	647	0	0	0	0	1,034
1970	Ron Johnson	1,027	487	0	140	0	0	1,654
1971	Rocky Thompson	177	85	0	947	0	0	1,209
1972	Ron Johnson	1,182	451	0	0	0	0	1,633
1973	Ron Johnson	902	377	0	0	0	0	1,279
1974	Leon McQuay	240	59	81	689	0	0	1,069
1975	Doug Kotar	378	86	5	405	0	0	874
1976	Doug Kotar	731	319	0	39	0	0	1,089
1977	Bobby Hammond	577	136	334	419	0	0	1,466
1978	Bobby Hammond	554	173	157	290	0	0	1,174
1979	Billy Taylor	700	253	0	131	0	0	1,084
1980	Alvin Garrett	31	69	287	527	0	0	914
1981	Leon Bright	197	291	410	481	0	0	1,379
1982	Butch Woolfork	439	224	0	428	0	0	1,091
1983	Butch Woolfork	857	368	0	13	0	0	1,238
1984	Rob Carpenter	795	209	0	0	0	0	1,004
1985	Joe Morris	1,336	212	0	25	0	0	1,573
1986	Joe Morris	1,516	233	0	0	0	0	1,749
1987	Mark Bavaro	0	867	0	0	0	0	867
1988	Joe Morris	1,083	166	0	0	0	0	1,249
1989	David Meggett	117	531	582	577	0	0	1,807
1990	David Meggett	164	410	467	492	0	0	1,533
1991	Rodney Hampton	1,059	283	0	204	0	0	1,546
1992	Rodney Hampton	1,141	215	0	0	0	0	1,356
1993	David Meggett	329	319	331	403	0	0	1,382
1994	David Meggett	298	293	323	548	0	0	1,462
1995	Rodney Hampton	1,182	142	0	0	0	0	1,324
1996	Tyrone Wheatley	400	51	0	503	0	0	954
1997	Charles Way	698	304	0	46	0	0	1,048
1998	Gary Brown	1,063	36	0	0	0	0	1,099
1999	Tiki Barber	258	609	506	266	0	0	1,639
2000	Tiki Barber	1,006	719	332	28	0	0	2,085
2001	Tiki Barber	865	577	338	0	0	0	1,782
2002	Tiki Barber	1,387	597	5	0	0	0	1,989
2003	Tiki Barber	1,216	461	0	0	0	0	1,677
2004	Tiki Barber	1,518	578	0	0	0	0	2,096
2005	Tiki Barber	1,860	530	0	0	0	0	2,390
2006	Tiki Barber	1,662	465	0	0	0	0	2,127
2007	Brandon Jacobs	1,009	174	0	0	0	0	1,183
2008	Derrick Ward	1,025	384	0	21	0	0	1,430
2009	Domenik Hixon	0	187	256	1,291	0	0	1,731
2010	Ahmad Bradshaw	1,235	314	0	0	0	0	1,549
2011	Ahmad Bradshaw	659	267	0	0	0	0	926
2012	David Wilson	358	34	0	1,533	0	0	1,925
2013	Victor Cruz	0	998	0	0	0	0	998
2014	Odell Beckham Jr.	35	1,305	171	0	0	0	1,511
2015	Odell Beckham Jr.	3	1,450	26	0	0	0	1,479
2016	Odell Beckham Jr.	9	1,367	10	0	0	0	1,376
2017	Orleans Darkwa	751	116	0	0	0	0	867
2018	Saquon Barkley	1,307	721	0	0	0	0	2,028
2019	Saquon Barkley	911	413	0	0	0	0	1,324
2020	Wayne Gallman	682	114	0	0	0	0	796
2021	Devontae Booker	593	268	0	0	0	0	861
2022	Saquon Barkley	1,312	338	0	0	0	0	1,650
2023	Saquon Barkley	962	280	0	0	0	0	1,242
2024	Malik Nabers	2	1,204	0	0	0	0	1,206

*Single Season Club Record

GIANTS LONGEST PLAYS

LONGEST FIELD GOAL

57	Graham Gano, at San Francisco	Sept. 21, 2023
	Graham Gano, at Dallas	Nov. 24, 2022
	Aldrick Rosas, vs. Chicago	Dec. 2, 2018
56	Graham Gano, vs. Carolina	Sept. 18, 2022
	Ali Haji-Sheikh, at Detroit	Nov. 7, 1963
	Ali Haji-Sheikh, vs. Green Bay	Sept. 26, 1983
55	Graham Gano, at Washington	Sept. 14, 2025
	Graham Gano, at Minnesota	Dec. 24, 2022
	Graham Gano, at Washington	Sept. 16, 2021
	Graham Gano, vs. Dallas	Oct. 11, 2020
	Joe Danelo, vs. New Orleans	Sept. 20, 1981
54	Graham Gano, at Philadelphia	Dec. 26, 2020
	Graham Gano, vs. Dallas	Oct. 11, 2020
	Brad Daluiso, vs. Phoenix	Nov. 28, 1993

	Matt Bahr, vs. Houston	Dec. 21, 1991
	Joe Danelo, at Seattle	Oct. 18, 1981
	Pete Gogolak, vs. Dallas	Nov. 8, 1970
53	Graham Gano, vs. Carolina	Oct. 24, 2021
	Aldrick Rosas at Carolina	Oct. 7, 2018
	Josh Brown, vs. New England	Nov. 15, 2015
	Josh Brown, at Tampa Bay	Nov. 8, 2015
	Josh Brown, at Tampa Bay	Dec. 28, 2014
	Lawrence Tynes, at Dallas	Oct. 25, 2010
	Steve Christie, at Philadelphia	Sept. 12, 2004
	Raul Allegre, at Philadelphia	Nov. 15, 1987
	Don Chandler, at Dallas	Dec. 1, 1963

LONGEST RUN FROM SCRIMMAGE

95	Tiki Barber, at Oakland (TD)	Dec. 31, 2005
91	Hap Moran, vs. Green Bay	Nov. 23, 1930
88	Ahmad Bradshaw, at Buffalo (TD)	Dec. 23, 2007
80	Daniel Jones, at Philadelphia	Oct. 22, 2020
	Eddie Price, at Philadelphia (TD)	Dec. 9, 1951
79	Frank Gifford, vs. Washington	Nov. 29, 1959
78	Saquon Barkley, at Washington (TD)	Dec. 9, 2018
	Tiki Barber, vs. Arizona (TD)	Sept. 3, 2000
77	Ahmad Bradshaw, vs. Baltimore	Nov. 16, 2008
	Bill Paschal, vs. Cleveland Rams (TD)	Nov. 4, 1945
75	Orleans Darkwa, vs. Washington (TD)	Dec. 31, 2017
	Eddie Price, at Chicago Cardinals (TD)	Nov. 2, 1952
	Tuffy Leemans, vs. Green Bay (TD)	Nov. 20, 1938
74	Eddie Price, at Philadelphia	Dec. 10, 1950
73	Brandon Jacobs, at Minnesota	Dec. 13, 2010
72	Tiki Barber, at Philadelphia (TD)	Sept. 12, 2004
71	Alex Webster, at Chicago Cardinals	Oct. 2, 1955
70	Tiki Barber, at Houston	Nov. 24, 2002
	Joe Morrison, at Philadelphia (TD)	Sept. 29, 1963
	Frank Filchock, at Pittsburgh (TD)	Oct. 6, 1946
	Kirk Richards, vs. Brooklyn (TD)	Oct. 22, 1933

LONGEST PASS COMPLETION

99	Eli Manning (to Victor Cruz) (TD) at Jets	Dec. 24, 2011
98	Earl Morall (to Homer Jones) (TD) at Pittsburgh	Sept. 11, 1966
94	Norm Snead (to Rich Houston) (TD) vs. Dallas	Sept. 24, 1972
92	Eli Manning (to Mario Manningham) (TD) at Washington	Jan. 2, 2011
89	Earl Morrall (to Homer Jones) (TD) vs. Philadelphia	Oct. 17, 1965
88	Frank Reagan (to George Franck) (TD) vs. Washington	Oct. 12, 1947
87	Eli Manning (to Odell Beckham Jr.) (TD) vs. New England	Nov. 15, 2015
	Kent Graham (to Tiki Barber) (TD) at Arizona	Dec. 6, 1998
85	Eli Manning (to Mario Manningham) (TD) at Green Bay	Dec. 26, 2010
	Jeff Hostetler (to Stephen Baker) (TD) at New Orleans	Nov. 27, 1988
	Charlie Conerly (to Choo-Choo Roberts) (TD) vs. Chicago Bears	Oct. 23, 1949
84	Eli Manning (to Odell Beckham Jr.) (TD) at Miami	Dec. 14, 2015
	Fran Tarkenton (to Homer Jones) at Pittsburgh	Sept. 15, 1968
83	Frank Gifford (to Eddie Price) (TD) at Cleveland	Oct. 31, 1954
82	Kerry Collins (to Amani Toomer) (TD) at Indianapolis	Dec. 22, 2002
	Joe Pisarcik (to Ed Marshall) at Washington	Oct. 23, 1977
	Fran Tarkenton (to Homer Jones) (TD) vs. Washington	Sept. 29, 1968
	Tom Kennedy (to Homer Jones) (TD) vs. Pittsburgh	Dec. 11, 1966

LONGEST INTERCEPTION RETURN

102	Jason Pinnock, at Miami (TD)	Oct. 8, 2023
	Erich Barnes, at Dallas (TD)	Oct. 15, 1961
101	Henry Carr, at Rams (TD)	Nov. 13, 1966
97	Lawrence Taylor, at Detroit (TD)	Nov. 25, 1982
96	Lawrence Taylor, at Detroit (TD)	Oct. 23, 2006
	Ward Cuff, vs. Washington (TD)	Dec. 4, 1938
95	Sam Barnes, vs. Philadelphia (TD)	Aug. 31, 1997
91	Ryan Mundy, at Dallas	Sept. 8, 2013
89	Bruce Maher, at Dallas	Nov. 10, 1968
84	Dale Burnett, vs. Green Bay	Nov. 26, 1933
82	Dick Lynch, vs. Dallas	Oct. 20, 1963
78	George Martin, vs. Denver (TD)	Nov. 23, 1986
77	Doug Wycoff, vs. Brooklyn Dodgers	Oct. 25, 1931
75	Vencie Glenn, at Washington (TD)	Oct. 29, 1995
	Vencie Glenn, at Washington	Nov. 10, 1963

LONGEST PUNT

90	Rodney Williams, at Denver	Sept. 10, 2001
74	Jamie Gillan, vs. New England	Nov. 26, 2023
	Len Younce, vs. Chicago Bears	Nov. 14, 1943
	Don Chandler, at Dallas	Oct. 11, 1964
73	Dave Jennings, vs. Houston	Dec. 5, 1982

72	Dave Jennings, vs. Dallas	Nov. 4, 1979
	Len Younce, at Brooklyn Tigers	Oct. 15, 1944
	Carl Kinscherf, at Phil.-Pitt.	Oct. 9, 1943
71	Riley Dixon, vs. Philadelphia	Nov. 15, 2020
	Steve Weatherford, at Philadelphia	Oct. 12, 2014
	Sean Landeta, vs. Green Bay	Nov. 8, 1992
	Sean Landeta, vs. Philadelphia	Dec. 3, 1989
	Kay Eakin, vs. Cleveland	Nov. 16, 1941
70	George Frank, vs. Philadelphia	Oct. 12, 1941
LONGEST PUNT RETURN		
95	Al Bloodgood, at Pottsville	Sept. 30, 1928
94	Gunner Olszewski, vs. Rams (TD)	Dec. 31, 2023
87	Amani Toomer, vs. Buffalo (TD)	Sept. 1, 1996
85	Tiki Barber, vs. Dallas (TD)	Oct. 18, 1999
83	Eddie Dove, at Philadelphia	Sept. 29, 1963
81	Bosh Pritchard, at Chicago Cardinals	Nov. 25, 1951
	Emlen Tunnell, vs. Chicago Cardinals (TD)	Oct. 14, 1951
76	David Meggett, vs. Raiders (TD)	Dec. 24, 1989
75	Hinkey Haines, vs. N.Y. Yanks	Dec. 4, 1927
	David Meggett, at New Orleans (TD)	Dec. 20, 1993

74	Emlen Tunell, at N.Y. Yanks (TD)	Dec. 16, 1951
71	Emlen Tunnell, vs. Philadelphia (TD)	Oct. 21, 1951
70	David Meggett, at Tampa Bay (TD)	Nov. 24, 1991
LONGEST KICKOFF RETURN		
100	Ihmir Smith-Marsette, vs. Indianapolis (TD)	Dec. 29, 2024
	Dwayne Harris, vs. Dallas (TD)	Oct. 25, 2015
	Clarence Childs, vs. Minnesota (TD)	Dec. 6, 1964
	Emlen Tunell, vs. N.Y. Yanks (TD)	Nov. 4, 1951
99	Joe Scott, vs. Rams (TD)	Nov. 14, 1948
98	Jimmy Patton, vs. Washington (TD)	Oct. 30, 1955
97	David Wilson, vs. New Orleans (TD)	Dec. 9, 2012
	Jack Hagerty, vs., Buffalo Bisons (TD)	Nov. 5, 1929
95	Willie Ponder, vs. Arizona (TD)	Sept. 11, 2005
	Jack Salschieder, at Chicago Cardinals (TD)	Oct. 30, 1949
93	Rocky Thompson, at St. Louis (TD)	Oct. 3, 1971
	Harry Newman, at Boston Redskins (TD)	Oct. 7, 1934
92	Derrick Ward, at Washington (TD)	Dec. 5, 2004
	David Meggett, vs. Philadelphia (TD)	Nov. 22, 1992
	Rocky Thomas, at Detroit (TD)	Sept. 17, 1972

WIN / LOSS RECORDS

GIANTS BEST WINNING PERCENTAGE SEASONS

1929	.900 (13-1-1)
1927	.885 (11-1-1)
1986	.875 (14-2)
1939	.864 (9-1-1)
1944	.850 (8-1-1)
1950	.833 (10-2)

GIANTS MOST REGULAR SEASON VICTORIES

1986	14 wins
1990	13 wins
1930	13 wins
1929	13 wins
2008	12 wins
2000	12 wins
1989	12 wins
1962	12 wins
2016	11 wins
2005	11 wins
1993	11 wins
1963	11 wins
1933	11 wins
1927	11 wins

GIANTS REGULAR SEASON RECORD MONTH-BY-MONTH

	Home	Road	Total
August	1-0-0 (.1000)	0-0-0	1-0-0 (.1000)
September	51-51-1 (.500)	71-76-4 (.483)	122-127-5 (.490)
October	124-82-4 (.602)	99-103-6 (.490)	223-185-10 (.546)
November	141-94-9 (.600)	77-100-7 (.435)	218-194-16 (.529)
December	80-79-3 (.503)	72-72-0 (.500)	152-151-3 (.502)
January	5-4-0 (.556)	3-5-0 (.375)	8-9-0 (.471)
Total	402-310-17 (.563)	322-356-17 (.475)	724-666-34 (.520)

GIANTS POSTSEASON RECORD MONTH-BY-MONTH

	Home	Road	Neutral	Totals
December	5-6 (.455)	2-9 (.182)	-	7-15 (.318)
January	7-3 (.700)	7-7 (.500)	2-1 (.667)	16-11 (.593)
February	-	-	2-0 (1.000)	2-0-0 (1.000)
Total	12-9 (.571)	9-16 (.360)	4-1 (.800)	25-26 (.490)

GIANTS REGULAR SEASON RECORD BY DECADE

	Home	Road	Totals
1920s	27-8-3 (.771)	17-9-2 (.654)	44-17-5 (.705)
1930s	48-15-4 (.762)	32-24-4 (.571)	80-39-8 (.661)
1940s	34-26-3 (.567)	21-21-5 (.500)	55-47-8 (.536)
1950s	39-19-2 (.672)	37-22-1 (.627)	76-41-3 (.646)
1960s	35-31-3 (.530)	34-32-3 (.515)	69-63-6 (.522)
1970s	29-42-1 (.410)	21-51-0 (.292)	50-93-1 (.351)
1980s	46-31-0 (.597)	35-39-1 (.473)	81-70-1 (.536)
1990s	47-33-0 (.588)	36-43-1 (.456)	83-76-1 (.522)
2000s	43-37-0 (.537)	45-35-0 (.563)	88-72-0 (.550)
2010s	38-42-0 (.475)	32-48-0 (.400)	70-90-0 (.438)
2020s	16-26-1 (.393)	12-32-0 (.272)	28-58-1 (.331)
Overall	402-310-17 (.563)	322-356-17 (.475)	724-666-34 (.520)

GIANTS POSTSEASON RECORD BY DECADE

	Home	Road	Super Bowls	Totals
1920s	0-0	0-0		
1930s	2-0 (1.000)	0-3 (.000)		2-3 (.400)
1940s	0-3 (.000)	0-1 (.000)		0-4 (.000)
1950s	2-1 (.667)	0-2 (.000)		2-3 (.400)
1960s	0-1 (.000)	0-2 (.000)		0-3 (.000)
1970s	0-0	0-0		0-0
1980s	3-1 (.800)	2-3 (.400)	1-0	6-4 (.600)
1990s	2-1 (.750)	1-1 (.500)	1-0	4-2 (.667)
2000s	2-2 (.400)	3-2 (.667)	1-1	6-5 (.546)
2010s	1-0 (1.000)	2-1 (.667)	1-0	4-1 (.800)
2020s	0-0	1-1 (.500)		1-1 (.500)
Overall	12-9 (.571)	9-16 (.360)	4-1 (.800)	25-26 (.490)

Super Bowls XXI, XXV and XXXV count as Giants home games, Super Bowls XLIII and XLVI count as Giants road games

BIGGEST WINS

Points	Opponent	Date
56 Pts (56-0)	vs. Philadelphia	10-15-33
53 Pts (53-0)	vs. Frankford	10-19-30
53 Pts (53-0)	vs. Washington	11-5-61
52 Pts (62-10)	vs. Philadelphia	11-26-72
46 Pts (49-3)	at Green Bay (Milw.)	11-21-48
*46 Pts (49-3)	vs. San Francisco	1-4-87
44 Pts (51-7)	vs. N.Y. Yanks	12-3-50
43 Pts (49-6)	vs. St. Louis	12-7-69
*41 Pts (48-7)	vs. Cleveland	12-6-59

40 Pts (47-7)
39 Pts (45-6)
38 Pts (44-6)
37 Pts (44-7)
37 Pts (44-7)
37 Pts (44-7)
36 Pts (36-0)
36 Pts (36-0)
35 Pts (42-7)
35 Pts (35-0)
35 Pts (55-20)
35 Pts (42-7)
*Postseason

WORST LOSSES

Points
56 Pts (7-63)
49 Pts (7-56)
48 Pts (14-62)
45 Pts (7-52)
45 Pts (0-45)
42 Pts (0-42)
41 Pts (14-55)
*41 Pts (3-44)
40 Pts (0-40)
38 Pts (0-38)
38 Pts (7-45)
38 Pts (0-38)
37 Pts (7-44)
37 Pts (7-44)
37 Pts (0-37)
36 Pts (13-49)
35 Pts (0-35)
35 Pts (10-45)
35 Pts (14-49)
*Postseason

vs. Chicago	12-30-56
at Buffalo Bison	11-5-29
vs. Seattle	10-5-08
vs. Oakland	10-11-09
vs. Phoenix	12-4-88
vs. Philadelphia	11-26-67
vs. Washington	10-30-05
vs. Washington	12-4-38
vs. Philadelphia	12-30-12
vs. Pittsburgh	10-20-57
at Baltimore	11-19-50
at Pittsburgh	9-22-35

Opponent

at Pittsburgh
vs. Chicago Bears
at Cleveland
at Dallas
at Philadelphia
at Oakland
at L.A. Rams
at San Francisco
vs. Dallas
at Carolina
at New Orleans
at Detroit
at Minnesota
at San Diego
at Green Bay
at Washington
vs. Dallas
at Cleveland
vs. Washington

Date

11-30-52
11-14-43
12-6-53
9-18-66
10-10-48
11-4-73
11-13-66
1-15-94
9-10-23
9-22-13
12-14-03
11-15-36
1-3-10
10-19-80
12-31-61
9-28-75
9-4-95
12-1-68
12-5-37

BY OPPONENT

GIANTS COMPOSITE RECORD (VS. CURRENT NFC TEAMS)

Opponent	Reg. Season	Playoffs	Total
Arizona	81-46-2	0-0	81-46-2
Atlanta	11-15-0	1-0	12-15-0
Carolina	6-7-0	0-1	6-8-0
Chicago	22-31-2	3-5	25-36-2
Dallas	46-78-2	1-0	47-78-2
Detroit	21-24-1	0-1	21-25-1
Green Bay	25-29-2	3-5	28-34-2
LA Rams	16-29-0	1-1	17-30-0
Minnesota	10-18-0	3-1	13-18-0
New Orleans	17-16-0	0-0	17-16-0
Philadelphia	86-92-2	2-3	88-95-2
San Francisco	17-18-0	4-4	21-22-0
Seattle	11-11-0	0-0	11-11-0
Tampa Bay	15-10-0	1-0	16-10-0
Washington	107-73-5	1-1	108-74-4
TOTALS	491-497-16	20-22	511-519-16

GIANTS COMPOSITE RECORD (VS. CURRENT AFC TEAMS)

Opponent	Reg. Season	Playoffs	Total
Baltimore	3-5-0	0-1	3-6-0
Buffalo	6-8-0	1-0	7-8-0
Cincinnati	5-7-0	0-0	5-7-0
Cleveland	22-27-2	1-1	23-28-2
Denver	6-7-0	1-0	7-7-0
Houston	5-1-0	0-0	5-1-0
Indianapolis	8-10-0	0-2	8-12-0
Jacksonville	4-4-0	0-0	4-4-0
Kansas City	11-5-0	0-0	11-5-0
Las Vegas	6-9-0	0-0	6-9-0
LA Chargers	5-8-0	0-0	5-8-0
Miami	7-4-0	0-0	7-4-0
New England	5-7-0	2-0	7-7-0
NY Jets	8-7-0	0-0	8-7-0
Pittsburgh	44-32-3	0-0	44-32-3
Tennessee	7-6-0	0-0	7-6-0
Totals	152-147-5	5-4	157-151-5

GIANTS VS. DEFUNCT NFL TEAMS

Baltimore Colts (1950)	1-0-0
Brooklyn Lions	2-0-0
Brooklyn Dodgers	20-5-3
Brooklyn Tigers	2-0-0
Boston Yankees	5-1-3

Buffalo Bisons	2-0-0
Canton Bulldogs	0-0-1
Cleveland Bulldogs	1-1-1
Columbus Tigers	1-0-0
Dallas Texans	1-0-0
Dayton Triangles	1-0-0
Detroit Wolverines	0-1-1
Duluth Eskimos	2-0-0
Frankford Yellow Jackets	8-5-1
Hartford Blues	1-0-0
Kansas City Cowboys	2-0-0
Los Angeles Buccaneers	0-1-0
Newark Tornados	2-0-0
New York Bulldogs	1-1-0
New York Yanks	3-0-0
New York Yankees	3-2-0
Orange Tornados	1-0-1
Pottsville Maroons	4-0-0
Providence Steamrollers	10-2-1
Rochester Jeffersons	1-0-0
Staten Island Stapletons	5-2-1
Phil-Pitt (1943)	1-1-0
Card-Pitt (1944)	1-0-0
Totals	81-22-13

GIANTS VS. THE NFC EAST IN THE REGULAR SEASON								
Year	PHI	WAS	DAL	ARI	Home	Away	Overall	
1970	1-1	2-0	1-1	2-0	4-0	2-2	6-2	
1971	0-2	0-2	0-2	0-1	0-4	1-3	1-7	
1972	2-0	0-2	1-1	2-0	2-2	3-1	5-3	
1973	0-1-1	0-2	0-2	1-1	1-2-1	0-4	1-6-1	
1974	0-2	0-2	1-1	0-2	0-4	1-3	1-7	
1975	1-1	0-2	0-2	0-2	0-4	1-3	1-7	
1976	0-2	1-1	0-2	0-2	1-3	0-4	1-7	
1977	0-2	2-0	0-2	1-1	2-2	1-3	3-5	
1978	0-2	1-1	0-2	1-1	2-2	0-4	2-6	
1979	0-2	1-1	0-2	0-2	1-3	0-4	1-7	
1980	0-2	0-2	1-1	1-1	1-3	1-3	2-6	
1981	1-1	1-1	1-1	2-0	2-2	3-1	5-3	
1982	2-0	0-2	0-0	0-1	1-1	1-2	2-3	
1983	1-1	0-2	0-2	0-1-1	0-4	1-2-1	1-6-1	
1984	1-1	1-1	2-0	1-1	4-0	1-3	5-3	
1985	2-0	1-1	0-2	2-0	3-1	2-2	5-3	
1986	2-0	2-0	1-1	2-0	4-0	3-1	7-1	
1987	2-0	0-2	0-2	1-1	2-2	1-3	3-5	
1988	0-2	2-0	2-0	1-1	3-1	2-2	5-3	
1989	0-2	2-0	2-0	2-0	3-1	3-1	6-2	
1990	1-1	2-0	2-0	2-0	4-0	3-1	7-1	
1991	0-2	0-2	1-1	2-0	2-2	1-3	3-5	
1992	0-2	1-1	0-2	1-1	1-3	1-3	2-6	
1993	2-0	2-0	0-2	1-1	3-1	2-2	5-3	
1994	2-0	2-0	1-1	1-1	3-1	3-1	6-2	
1995	0-2	2-0	0-2	2-0	2-2	2-2	4-4	
1996	0-2	0-2	1-1	1-1	2-2	0-4	2-6	
1997	2-0	1-0-1	2-0	2-0	4-0	3-0-1	7-0-1	
1998	2-0	1-1	0-2	2-0	3-1	2-2	5-3	
1999	2-0	0-2	1-1	0-2	2-2	1-3	3-5	
2000	2-0	1-1	2-0	2-0	3-1	4-0	7-1	
2001	0-2	1-1	1-1	2-0	3-1	1-3	4-4	
2002	1-1	2-0	2-0	-	3-0	2-1	5-1	
2003	0-2	1-1	0-2	-	0-3	1-2	1-5	
2004	0-2	1-1	2-0	-	201	1-2	3-3	
2005	2-0	1-1	1-1	-	3-0	1-2	4-2	
2006	1-1	2-0	1-1	-	1-2	3-0	4-2	
2007	2-0	1-1	0-2	-	1-2	2-1	3-3	
2008	1-1	2-0	1-1	-	2-1	2-1	4-2	
2009	0-2	2-0	2-0	-	2-1	2-1	4-2	
2010	0-2	2-0	1-1	-	1-2	2-1	3-3	
2011	1-1	0-2	2-0	-	1-2	2-1	3-3	
2012	1-1	1-1	1-1	-	2-1	1-2	3-3	
2013	1-1	2-0	1-1	-	1-2	2-1	3-3	
2014	0-2	2-0	0-2	-	1-2	1-2	2-4	
2015	0-2	1-1	1-1	-	2-1	0-3	2-4	
2016	1-1	1-1	2-0	--	2-1	2-1	4-2	
2017	0-2	1-1	0-2	-	1-2	0-3	1-5	
2018	0-2	1-1	0-2	-	0-3	1-2	1-5	
2019	0-2	2-0	0-2	-	1-2	1-2	2-4	
2020	1-1	2-0	1-1	-	3-0	1-2	4-2	
2021	1-1	0-2	0-2	-	1-2	0-3	1-5	
2022	0-2	1-0-1	0-2	-	0-2-1	1-2	1-4-1	
2023	1-1	2-0	0-2	-	2-1	1-2	3-3	
2024	0-2	0-2	0-2	-	0-3	0-3	0-6	

2025	0-1	0-1
Totals	41-67-1	40-69
	59-50-2	37-24-1
		100-92-2
		77-116-2
		177-210-4

GIANTS VS. THE AFC (1970-2024)			
Year	Home	Away	Overall
1970	1-0	2-0	3-0
1971	1-1	0-1	1-2
1972	1-1	0-1	1-2
1973	1-0	0-2	1-2
1974	0-2	1-0	1-2
1975	1-1	1-0	2-1
1976	1-1	0-1	1-2
1977	0-1	0-1	0-2
1978	1-0	0-1	1-1
1979	0-1	1-0	1-1
1980	0-2	1-1	1-3
1981	0-1	1-0	1-1
1982	1-0	0-0	1-0
1983	0-2	0-2	0-4
1984	1-0	1-0	2-0
1985	1-1	1-1	2-2
1986	3-0	1-1	4-1*
1987	2-0	0-1	2-1
1988	1-0	0-1	1-1
1989	2-0	2-0	4-0
1990	2-1	2-0	4-1*
1991	2-0	1-1	3-1
1992	2-0	0-2	2-2
1993	1-1	1-1	2-2
1994	1-1	2-0	3-1
1995	0-2	0-2	0-4
1996	0-2	2-0	2-2
1997	1-1	0-2	1-3
1998	2-0	1-1	3-1
1999	1-1	1-1	2-2
2000	2-1	1-1	3-2*
2001	1-1	1-1	2-2
2002	1-1	1-1	2-2
2003	0-2	1-1	1-3
2004	1-1	0-2	1-3
2005	2-0	1-1	3-1
2006	1-1	0-2	1-3
2007	1-1	3-0	4-1*
2008	2-0	1-1	3-1
2009	1-1	1-1	2-2
2010	1-1	1-1	2-2
2011	2-0	3-0	5-0*
2012	1-1	0-2	1-3
2013	1-1	0-2	1-3
2014	1-1	1-1	2-2
2015	0-2	2-0	2-2
2016	2-0	1-1	3-1
2017	1-1	1-1	2-2
2018	0-2	1-1	1-3
2019	1-1	0-2	1-3
2020	0-2	1-1	1-3
2021	1-1	0-3	1-4
2022	3-0	2-0	5-0
2023	1-1	0-3	1-4
2024	1-2	1-1	2-3
2025	0-1	0-0	0-1
Totals	58-49	46-54	104-103

*Includes Super Bowl Win
**Includes Super Bowl Loss

NOTABLE GAMES

GIANTS IN OVERTIME		
Won: 25 Lost: 21 Tied: 3		
Regular Season: 23-19-3 Postseason: 2-2		
Home: 10-11-1 (0-2) Away: 13-8-2 (2-0)		
Date	Opponent	Score
12-28-58	vs. Baltimore (NFL Champ. Game)	17-23 (L)
11-10-74	vs. Jets	20-26 (L)
12-18-77	vs. Chicago	9-12 (L)
11-12-78	at Washington	13-16 (L)
10-25-81	at Atlanta	27-24 (W)
11-15-81	vs. Washington	27-30 (L)
12-19-81	vs. Dallas	13-10 (W)
9-11-83	at Atlanta	16-13 (W)
10-24-83	at St. Louis (Monday Night Football)	20-20 (T)
9-29-85	at Philadelphia	16-10 (W)

10-18-87	at Buffalo	3-6 (L)
12-6-87	vs. Philadelphia	23-20 (W)
10-30-88	at Detroit	13-10 (W)
11-20-88	vs. Philadelphia	17-23 (L)
1-7-89	vs. Rams (Divisional Playoff Game)	13-19 (L)
1-2-94	vs. Dallas	13-16 (L)
10-30-94	vs. Detroit	25-28 (L)
9-10-95	at Kansas City	17-20 (L)
10-8-95	vs. Arizona	27-21 (W)
9-1-96	vs. Buffalo	20-23 (L)
10-19-97	at Detroit	26-20 (W)
11-23-97	at Washington (Sunday Night Football)	7-7 (T)
10-31-99	at Philadelphia	23-17 (W)
11-4-01	vs. Dallas	27-24 (W)
12-1-02	vs. Tennessee	27-21 (L)
12-28-02	vs. Philadelphia	10-7 (W)
9-15-03	vs. Dallas	35-32 (L)
9-21-03	at Washington	24-21 (W)
11-2-03	at Jets	31-28 (W)
10-6-05	at Dallas	16-13 (L)
11-27-05	at Seattle	24-21 (L)
12-11-05	at Philadelphia	26-23 (W)
9-17-06	at Philadelphia	30-24 (W)
1-20-08	at Green Bay (NFC Champ. Game)	23-20 (W)
9-21-08	vs. Cincinnati	26-23 (W)
12-21-08	vs. Carolina	34-28 (W)
11-22-09	vs. Atlanta	34-31 (W)
1-22-12	at San Francisco (NFC Cham. Game)	20-17 (W)
12-22-13	at Detroit	23-20 (W)
12-6-15	vs. Jets	23-20 (L)
11-19-17	vs. Kansas City	12-9 (W)
12-2-18	vs. Chicago	30-27 (W)
12-9-19	at Philadelphia	30-17 (L)
12-22-19	at Washington	41-35 (W)
10-3-21	at New Orleans	27-21 (W)
12-4-22	Washington	20-20 (T)
10-29-23	Jets	13-10 (L)
11/20/24	at Carolina	20-17 (L)
9/14/25	at Dallas	40-37 (L)

GIANTS ON SUNDAY NIGHT

Overall: 23-35-1 Home: 11-16 Away: 12-19-1

Date	Opponent	Score	Network
10-6-85	vs. Dallas	29-30 (L)	ABC
11-8-87	vs. New England	17-10 (W)	ESPN
11-27-88	at New Orleans	13-12 (W)	ESPN
9-9-90	vs. Philadelphia	27-20 (W)	TNT
10-27-91	vs. Washington	13-17 (L)	ESPN
11-1-92	at Washington	24-7 (W)	TNT
11-15-92	at Denver	13-27 (L)	ESPN
10-3-93	at Buffalo	14-17 (L)	TNT
9-11-94	at Arizona	20-17 (W)	TNT
10-29-95	at Washington	24-15 (W)	TNT
9-1-96	vs. Buffalo	20-23 OT (L)	TNT
11-10-96	at Carolina	17-27 (L)	ESPN
11-23-97	at Washington	7-7 OT (T)	ESPN
10-11-98	vs. Atlanta	20-34 (L)	ESPN
9-26-99	at New England	14-16 (L)	ESPN
9-24-00	vs. Washington	6-16 (L)	ESPN
11-26-00	at Arizona	31-7 (W)	ESPN
12-17-00	at Dallas	17-13 (W)	ESPN
11-3-02	vs. Jacksonville	24-17 (W)	ESPN
12-14-03	at New Orleans	7-45 (L)	ESPN
1-2-05	vs. Dallas	28-24 (W)	ESPN
9-25-05	at San Diego	23-45 (L)	ESPN
9-10-06	vs. Indianapolis	21-26 (L)	NBC
11-12-06	vs. Chicago	20-38 (L)	NBC
9-9-07	at Dallas	35-45 (L)	NBC
9-30-07	vs. Philadelphia	16-3 (W)	NBC
12-16-07	vs. Washington	10-22 (L)	NBC
11-9-08	at Philadelphia	36-31 (W)	NBC
12-14-08	at Dallas	8-20 (L)	NBC
12-21-08	vs. Carolina	34-28 OT (W)	NBC
9-20-09	at Dallas	33-31 (W)	NBC
10-25-09	vs. Arizona	17-24 (L)	NBC
12-13-09	vs. Philadelphia	38-45 (L)	NBC
9-19-10	at Indianapolis	14-38 (L)	NBC
10-3-10	vs. Chicago	17-3 (W)	NBC
11-21-10	at Philadelphia	17-27 (L)	NBC
11-20-11	vs. Philadelphia	10-17 (L)	NBC
12-11-11	at Dallas	37-34 (W)	NBC
1-1-12	vs. Dallas	31-14 (W)	NBC

9-30-12	at Philadelphia	17-19 (L)	NBC
11-25-12	vs. Green Bay	38-10 (W)	NBC
9-8-13	at Dallas	31-36 (L)	NBC
12-1-13	at Washington	24-17 (W)	NBC
10-12-14	at Philadelphia	0-27 (L)	NBC
11-23-14	vs. Dallas	28-31 (L)	NBC
9-13-15	at Dallas	26-27 (L)	NBC
10-11-15	vs. San Francisco	30-27 (W)	NBC
12-27-15	at Minnesota	17-49 (L)	NBC
10-09-16	at Green Bay	16-23 (L)	NBC
12-11-16	vs. Dallas	10-7 (W)	NBC
9-10-17	at Dallas	3-19 (L)	NBC
10-15-17	at Denver	23-10 (W)	NBC
9-16-18	at Dallas	13-20 (L)	NBC
12-20-20	vs. Cleveland	20-6 (L)	NBC
12-18-22	at Washington	20-12 (W)	NBC
9-10-23	vs. Dallas	0-40 (L)	NBC
10-15-23	at Buffalo	9-14 (L)	NBC
10-13-24	vs. Cincinnati	7-17 (L)	NBC
9-21-25	vs. Kansas City	22-9 (L)	NBC

GIANTS ON MONDAY NIGHT

Overall: 26-48-1 Home: 10-15 Away: 16-33-1

Date	Opponent	Score
11-23-70	at Philadelphia	20-23 (L)
10-11-71	at Dallas	13-20 (L)
10-2-72	at Philadelphia	27-12 (W)
12-10-73	at Rams	6-40 (L)
10-20-75	at Buffalo	17-14 (W)
10-31-77	at St. Louis	0-28 (L)
9-17-79	at Washington	0-27 (L)
9-22-80	at Philadelphia	3-35 (L)
9-20-82	vs. Green Bay	19-27 (L)
9-26-83	vs. Green Bay	27-3 (W)
10-24-83	at St. Louis	20-20 (T)
11-7-83	at Detroit	9-15 (L)
10-8-84	vs. San Francisco	10-31 (L)
11-18-85	at Washington	21-23 (L)
9-8-86	at Dallas	28-31 (L)
10-27-86	vs. Washington	27-20 (W)
12-1-86	at San Francisco	21-17 (W)
9-14-87	at Chicago	19-34 (L)
10-5-87	vs. San Francisco	21-41 (L)
11-2-87	at Dallas	24-33 (L)
9-5-88	vs. Washington	27-20 (W)
10-10-88	at Philadelphia	13-24 (L)
9-11-89	at Washington	27-24 (W)
10-30-89	vs. Minnesota	24-14 (W)
11-27-89	at San Francisco	24-34 (L)
11-5-90	at Indianapolis	24-7 (W)
12-3-90	at San Francisco	3-7 (L)
9-2-91	vs. San Francisco	16-14 (W)
10-14-91	at Pittsburgh	23-20 (W)
11-4-91	at Philadelphia	7-30 (L)
9-21-92	at Chicago	27-14 (W)
12-20-93	at New Orleans	24-14 (W)
10-10-94	vs. Minnesota	10-27 (L)
11-7-94	vs. Minnesota	10-38 (L)
11-21-94	at Houston	13-10 (W)
9-4-95	vs. Dallas	0-35 (L)
9-21-98	vs. Dallas	7-31 (L)
11-30-98	at San Francisco	7-31 (L)
10-18-99	vs. Dallas	13-10 (W)
9-10-01	at Denver	31-20 (L)
10-22-01	vs. Philadelphia	10-9 (L)
11-19-01	at Minnesota	28-16 (L)
10-28-02	at Philadelphia	17-3 (L)
9-15-03	vs. Dallas	35-32 (L)
11-24-03	at Tampa Bay	19-13 (L)
9-19-05	at New Orleans*	27-10 (W)
10-23-06	at Dallas	36-22 (W)
11-20-06	at Jacksonville	26-10 (L)
10-15-07	at Atlanta	31-10 (W)
10-13-08	at Cleveland	35-14 (L)
12-21-09	at Washington	45-12 (W)
10-25-10	at Dallas	41-34 (W)
9-19-11	vs. St. Louis	28-16 (W)
11-28-11	at New Orleans	24-29 (L)
12-3-12	at Washington	16-17 (L)
10-21-13	vs. Minnesota	23-7 (W)
9-8-14	at Detroit	14-35 (L)
11-3-14	vs. Indianapolis	24-40 (L)

10-19-15	at Philadelphia	7-27 (L)
12-14-15	at Miami	31-24 (W)
10-3-16	at Minnesota	10-24 (L)
11-14-16	vs. Cincinnati	21-20 (W)
9-18-17	vs. Detroit	10-24 (L)
10-22-18	at Atlanta	20-23 (L)
11-12-18	at San Francisco	27-23 (W)
11-4-19	vs. Dallas	37-18 (L)
12-9-19	at Philadelphia	23-17 (L)
9-14-20	vs. Pittsburgh	26-16 (L)
11-2-20	vs. Tampa Bay	25-23 (L)
11-1-21	at Kansas City	20-17 (L)
11-22-21	at Tampa Bay	30-10 (L)
9-26-22	vs. Dallas	16-23 (L)
10-2-23	vs. Seattle	3-24 (L)
12-11-23	vs. Green Bay	24-22 (W)
10-28-24	at Pittsburgh	18-26 (L)

*Played in Giants Stadium

MILESTONE GAMES

(based on regular season games)

1st Game	10-11-25 at Providence (L) 0-14
50th Game	12-8-28 at Frankford (L) 0-7
100th Game	10-9-32 at Boston (L) 6-14
200th Game	11-3-40 at Brooklyn (W) 10-7
300th Game	11-20-49 vs. Detroit (L) 21-45
400th Game	9-28-58 Chicago Cardinals (W) 37-7*
500th Game	11-14-65 at Cleveland (L) 21-34
600th Game	11-26-72 vs. Philadelphia (W) 62-10
700th Game	11-11-79 vs. Atlanta (W) 24-3
800th Game	10-12-86 vs. Philadelphia (W) 35-3
900th Game	11-22-92 vs. Philadelphia (L) 34-47
1,000th Game	12-20-98 vs. Kansas City (W) 28-7
1,100th Game	9-25-05 at San Diego (L) 28-45
1,200th Game	10-30-11 vs. Miami (W) 20-17
1,300th Game	11-23-17 at Washington (L) 10-20
1,400th Game	12-11-23 vs. Green Bay (W) 24-22

*Game played in Buffalo, NY

GIANTS YEAR-BY-YEAR RESULTS

1920'S

1925 (8-4)

4th Place, National Football League
ROBERT FOLWELL, Head Coach

Date	Opponent	Giants	Opp.
10/11	at Providence (L)	0	14
10/17	at Frankford (L)	3	5
10/18	Frankford (L)	0	14
11/1	Cleveland Bulldogs (W)	19	0
11/3	Buffalo Bisons (W)	7	0
11/8	Columbus (W)	19	0
11/11	Rochester (W)	13	0
11/15	Providence (W)	13	12
11/22	Kansas City Cowboys (W)	9	3
11/29	Dayton (W)	23	0
12/6	Chicago Bears (L)	7	19
12/13	at Chicago Bears (W)	9	0
(H 7-2, A 1-2)		122	67

1926 (8-4-1)

7th Place, National Football League
JOSEPH ALEXANDER, Head Coach

Date	Opponent	Giants	Opp.
9/26	at Hartford (W)	21	0
10/3	at Providence (W)	7	6
10/10	at Chicago Bears (L)	0	7
10/16	at Frankford (L)	0	6
10/17	Frankford (L)	0	6
10/24	Kansas City Cowboys (W)	13	0
11/2	Canton (T)	7	7
11/7	Chicago Cardinals (W)	20	0
11/11	Duluth (W)	14	13
11/14	LA Buccaneers (L)	0	6
11/21	Providence (W)	21	0
11/25	at Brooklyn Lions (W)	17	0
11/28	Brooklyn Lions (W)	27	0
(H 5-2-1, A 3-2)		147	51

1927 (11-1-1)

1st Place, National Football League
EARL POTTEIGER, Head Coach
NFL CHAMPIONS

Date	Opponent	Giants	Opp.
------	----------	--------	------

9/25	at Providence (W)	8	0
10/2	at Cleveland Bulldogs (T)	0	0
10/9	at Pottsville (W)	19	0
10/16	Cleveland Bulldogs (L)	0	6
10/22	at Frankford (W)	13	0
10/23	Frankford (W)	27	0
10/30	Pottsville (W)	16	0
11/6	Duluth (W)	21	0
11/8	Providence (W)	25	0
11/20	Chicago Cardinals (W)	28	7
11/27	Chicago Bears (W)	13	7
12/4	New York Yankees (W)	14	0
12/11	at New York Yankees (W)	13	0
(H 7-1, A 4-0-1)		197	20

1928 (4-7-2)

6th Place, National Football League
EARL POTTEIGER, Head Coach

Date	Opponent	Giants	Opp.
9/30	at Pottsville (W)	12	6
10/7	at Green Bay (W)	6	0
10/14	at Chicago Bears (L)	0	13
10/21	at Detroit Wolverines (L)	0	28
10/28	at New York Yankees (W)	10	7
11/4	Frankford (T)	0	0
11/6	Pottsville (W)	13	7
11/11	Detroit Wolverines (T)	19	19
11/18	Green Bay (L)	0	7
11/25	at Providence (L)	0	16
12/2	New York Yankees (L)	13	19
12/8	at Frankford (L)	0	7
12/16	at New York Yankees (L)	6	7
(H 1-2-2, A 3-5)		79	136

1929 (13-1-1)

2nd Place, National Football League
LeROY ANDREWS, Head Coach

Date	Opponent	Giants	Opp.
9/29	at Orange (T)	0	0
10/6	at Providence (W)	7	0
10/13	Staten Island (W)	19	9
10/20	Frankford (W)	32	0
10/27	Providence (W)	19	0
11/3	at Chicago Bears (W)	26	14
11/5	at Buffalo Bisons (W)	45	6
11/10	Orange (W)	22	0
11/17	Chicago Bears (W)	34	0
11/24	Green Bay (L)	6	20
11/28	at Staten Island (W)	21	7
12/1	Chicago Cardinals (W)	24	21
12/7	at Frankford (W)	12	0
12/8	Frankford (W)	31	0
12/15	at Chicago Bears (W)	14	9
(H 7-1, A 6-0-1)		312	86

1930'S

1930 (13-4)

2nd Place, National Football League
LeROY ANDREWS, Head Coach (11-4)
STEVE OWEN & BENNIE FRIEDMAN, Co-Head Coaches (2-0)

Date	Opponent	Giants	Opp.
9/17	at Newark (W)	32	0
9/28	at Providence (W)	27	7
10/5	at Green Bay (L)	7	14
10/12	at Chicago Bears (W)	12	0
10/16	Chicago Cardinals (W)	25	12
10/19	Frankford (W)	53	0
10/26	Providence (W)	25	0
10/30	Newark (W)	34	7
11/2	Staten Island (W)	9	7
11/5	at Portsmouth (W)	19	6
11/9	at Chicago Cardinals (W)	13	7
11/16	Chicago Bears (L)	0	12
11/23	Green Bay (W)	13	6
11/27	at Staten Island (L)	6	7
11/30	Brooklyn Dodgers (L)	6	7
12/6	at Frankford (W)	14	6
12/7	at Brooklyn Dodgers (W)	13	0
(H 6-2, A 7-2)		308	98

1931 (7-6-1)

5th Place, National Football League
STEVE OWEN, Head Coach

Date	Opponent	Giants	Opp.
9/27	at Providence (W)	14	6

9/30	at Portsmouth (L)	6	14
10/4	at Green Bay (L)	7	27
10/11	at Chicago Bears (L)	0	6
10/18	Staten Island (W)	7	0
10/25	Brooklyn Dodgers (W)	27	0
11/1	Portsmouth (W)	14	0
11/8	Frankford (W)	13	0
11/15	Chicago Bears (L)	6	12
11/22	Green Bay (L)	10	14
11/26	at Staten Island (L)	6	9
11/29	Providence (T)	0	0
12/6	at Brooklyn Dodgers (W)	19	6
12/13	at Chicago Bears (W)	25	6
	(H 4-2-1, A 3-4)	154	100

1932 (4-6-2)

5th Place, National Football League
STEVE OWEN, Head Coach

Date	Opponent	Giants	Opp.
9/25	at Portsmouth (L)	0	7
10/2	at Green Bay (L)	0	13
10/9	at Boston Braves (L)	6	14
10/16	at Brooklyn Dodgers (W)	20	12
10/23	Boston Braves (T)	0	0
10/30	Portsmouth (L)	0	6
11/6	Chicago Bears (L)	8	28
11/13	Staten Island (W)	27	7
11/20	Green Bay (W)	6	0
11/24	at Staten Island (T)	13	13
11/27	at Brooklyn Dodgers (W)	13	7
12/4	at Chicago Bears (L)	0	6
	(H 2-2-1, A 2-4-1)	93	113

1933 (11-3)

1st Place, Eastern Div.
STEVE OWEN, Head Coach

Date	Opponent	Giants	Opp.
9/20	at Pittsburgh (W)	23	2
9/24	at Portsmouth (L)	7	17
10/1	Green Bay (Milw.) (W)	10	7
10/8	at Boston Redskins (L)	20	21
10/15	Philadelphia (W)	56	0
10/22	Brooklyn Dodgers (W)	21	7
10/29	at Chicago Bears (L)	10	14
11/5	Portsmouth (W)	13	10
11/12	Boston Redskins (W)	7	0
11/19	Chicago Bears (W)	3	0
11/26	Green Bay (W)	17	6
11/30	at Brooklyn Dodgers (W)	10	0
12/3	Pittsburgh (W)	27	3
12/10	at Philadelphia (W)	20	14
	(H 7-0, A 4-3)	244	101
	NFL Championship Game		
12/17	at Chicago Bears (L)	21	23

1934 (8-5)

1st Place, Eastern Div.
STEVE OWEN, Head Coach
NFL CHAMPIONS

Date	Opponent	Giants	Opp.
9/23	at Detroit (L)	0	9
9/30	Green Bay (Milw.) (L)	6	20
10/3	at Pittsburgh (W)	14	12
10/7	at Boston Redskins (W)	16	13
10/14	Brooklyn Dodgers (W)	14	0
10/21	Pittsburgh (W)	17	7
10/28	Philadelphia (W)	17	0
11/4	at Chicago Bears (L)	7	27
11/11	Green Bay (W)	17	3
11/18	Chicago Bears (L)	9	10
11/25	Boston Redskins (W)	3	0
11/29	at Brooklyn Dodgers (W)	27	0
12/2	at Philadelphia (L)	0	6
	(H 5-1, A 3-4)	147	107
	NFL Championship Game		
12/9	Chicago Bears (W)	30	13

1935 (9-3)

1st Place, Eastern Div.
STEVE OWEN, Head Coach

Date	Opponent	Giants	Opp.
9/22	at Pittsburgh (W)	42	7
9/29	at Green Bay (L)	7	16
10/6	at Boston Redskins (W)	20	12
10/13	Brooklyn Dodgers (W)	10	7
10/20	Boston Redskins (W)	17	6
10/27	Chicago Cardinals (L)	13	14

11/3	Chicago Bears (L)	3	20
11/17	at Chicago Bears (W)	3	0
11/24	Philadelphia (W)	10	0
11/28	at Brooklyn Dodgers (W)	21	0
12/1	at Philadelphia (W)	21	14
12/8	Pittsburgh (W)	13	0
	(H 4-2, A 5-1)	180	96
	NFL Championship Game		
12/15	at Detroit (L)	7	26

1936 (5-6-1)

3rd Place, Eastern Div.
STEVE OWEN, Head Coach

Date	Opponent	Giants	Opp.
9/13	at Philadelphia (L)	7	10
9/27	at Pittsburgh (L)	7	10
10/4	at Boston Redskins (W)	7	0
10/11	Brooklyn Dodgers (T)	10	10
10/18	Chicago Cardinals (W)	14	6
10/25	Philadelphia (W)	21	17
11/1	Detroit (W)	14	7
11/8	Chicago Bears (L)	7	25
11/15	at Detroit (L)	0	38
11/22	Green Bay (L)	14	26
11/26	at Brooklyn Dodgers (W)	14	0
12/6	Boston Redskins (L)	0	14
	(H 3-3-1, A 2-3)	115	163

1937 (6-3-2)

2nd Place, Eastern Div.
STEVE OWEN, Head Coach

Date	Opponent	Giants	Opp.
9/16	at Washington (L)	3	13
9/26	at Pittsburgh (W)	10	7
10/3	at Philadelphia (W)	16	7
10/17	Philadelphia (W)	21	0
10/24	Brooklyn Dodgers (W)	21	0
10/31	Chicago Bears (T)	3	3
11/7	Pittsburgh (W)	17	0
11/14	Detroit (L)	0	17
11/21	Green Bay (W)	10	0
11/25	at Brooklyn Dodgers (T)	13	13
12/5	Washington (L)	14	49
	(H 4-2-1, A 2-1-1)	128	109

1938 (8-2-1)

1st Place, Eastern Div.
STEVE OWEN, Head Coach
NFL CHAMPIONS

Date	Opponent	Giants	Opp.
9/18	at Pittsburgh (W)	27	14
9/25	at Philadelphia (L)	10	14
10/3	Pittsburgh (L)	10	13
10/9	at Washington (W)	10	7
10/16	Philadelphia (W)	17	7
10/23	Brooklyn Dodgers (W)	28	14
11/6	Chicago Cardinals (W)	6	0
11/13	Cleveland Rams (W)	28	0
11/20	Green Bay (W)	15	3
11/24	at Brooklyn Dodgers (T)	7	7
12/4	Washington (W)	36	0
	(H 6-1, A 2-1-1)	194	79
	NFL Championship Game		
12/11	Green Bay (W)	23	17

1939 (9-1-1)

1st Place, Eastern Div.
STEVE OWEN, Head Coach

Date	Opponent	Giants	Opp.
9/24	at Philadelphia (W)	13	3
10/1	at Washington (T)	0	0
10/8	at Pittsburgh (W)	14	7
10/15	Philadelphia (W)	27	10
10/22	Chicago Bears (W)	16	13
10/29	at Brooklyn Dodgers (W)	7	6
11/5	at Detroit (L)	14	18
11/12	Chicago Cardinals (W)	17	7
11/19	Pittsburgh (W)	23	7
11/26	Brooklyn Dodgers (W)	28	7
12/3	Washington (W)	9	7
	(H 6-0, A 3-1-1)	168	85
	NFL Championship Game		
12/10	Green Bay (Milw.) (L)	0	27

1940'S

1940 (6-4-1)

3rd Place, Eastern Div.

STEVE OWEN, Head Coach

Date	Opponent	Giants	Opp.
9/15	at Pittsburgh (T)	10	10
9/22	at Washington (L)	7	21
9/28	at Philadelphia (W)	20	14
10/13	Philadelphia (W)	17	7
10/20	Pittsburgh (W)	12	0
10/27	Chicago Bears (L)	21	37
11/3	at Brooklyn Dodgers (W)	10	7
11/10	Cleveland Rams (L)	0	13
11/17	Green Bay (W)	7	3
11/24	Washington (W)	21	7
12/1	Brooklyn Dodgers (L)	6	14
	(H 4-3, A 2-1-1)	131	133

1941 (8-3)

1st Place, Eastern Div.
STEVE OWEN, Head Coach

Date	Opponent	Giants	Opp.
9/13	at Philadelphia (W)	24	0
9/28	at Washington (W)	17	10
10/5	at Pittsburgh (W)	37	10
10/12	Philadelphia (W)	16	0
10/19	Pittsburgh (W)	28	7
10/26	at Brooklyn Dodgers (L)	13	16
11/2	Chicago Cardinals (L)	7	10
11/9	Detroit (W)	20	13
11/16	Cleveland Rams (W)	49	14
11/23	Washington (W)	20	13
12/7	Brooklyn Dodgers (L)	7	21
	(H 5-2, A 3-1)	238	114

NFL Championship Game

12/21	at Chicago Bears (L)	9	37
-------	----------------------	---	----

1942 (5-5-1)

3rd Place, Eastern Div.
STEVE OWEN, Head Coach

Date	Opponent	Giants	Opp.
9/27	at Washington (W)	14	7
10/4	at Pittsburgh (L)	10	13
10/11	Philadelphia (W)	35	17
10/18	at Chicago Bears (L)	7	26
10/25	at Brooklyn Dodgers (L)	7	17
11/1	Pittsburgh (L)	9	17
11/8	at Philadelphia (W)	14	0
11/15	Washington (L)	7	14
11/22	Green Bay (T)	21	21
11/29	Chicago Cardinals (W)	21	7
12/6	Brooklyn Dodgers (W)	10	0
	(H 3-2-1, A 2-3)	155	139

1943 (6-3-1)

T-1st Place, Eastern Div.
STEVE OWEN, Head Coach

Date	Opponent	Giants	Opp.
10/9	at Phil-Pitt (L)	14	28
10/17	at Brooklyn Dodgers (W)	20	0
10/24	Phil-Pitt (W)	42	14
10/31	Green Bay (L)	21	35
11/7	at Detroit (T)	0	0
11/14	Chicago Bears (L)	7	56
11/21	Chicago Cardinals (W)	24	13
11/28	Brooklyn Dodgers (W)	24	7
12/5	Washington (W)	14	10
12/12	at Washington (W)	31	1
	(H 4-2, A 2-1-1)	197	170

Eastern Division Playoff Game

12/19	Washington (L)	0	28
-------	----------------	---	----

1944 (8-1-1)

1st Place, Eastern Div.
STEVE OWEN, Head Coach

Date	Opponent	Giants	Opp.
10/8	at Boston Yankees (W)	22	10
10/15	at Brooklyn Tigers (W)	14	7
10/22	Card-Pitt (W)	23	0
10/29	Philadelphia (L)	17	24
11/5	Boston Yankees (W)	31	0
11/12	at Philadelphia (T)	21	21
11/19	Green Bay (W)	24	0
11/26	Brooklyn Tigers (W)	7	0
12/3	Washington (W)	16	13
12/10	at Washington (W)	31	0
	(H 5-1, A 3-0-1)	206	75

NFL Championship Game

12/17	Green Bay (L)	7	14
-------	---------------	---	----

1945 (3-6-1)

T-3rd Place, Eastern Div.
STEVE OWEN, Head Coach

Date	Opponent	Giants	Opp.
10/7	at Pittsburgh (W)	34	6
10/14	at Boston Yankees* (T)	13	13
10/21	Pittsburgh (L)	7	21
10/28	Washington (L)	14	24
11/4	Cleveland Rams (L)	17	21
11/11	at Philadelphia (L)	17	38
11/18	Detroit (W)	35	14
11/25	Green Bay (L)	14	23
12/2	Philadelphia (W)	28	21
12/9	at Washington (L)	0	17
	(H 2-4, A 1-2-1)	179	198

* played at Yankee Stadium

1946 (7-3-1)

1st Place, Eastern Div.
STEVE OWEN, Head Coach

Date	Opponent	Giants	Opp.
9/30	at Boston Yankees (W)	17	0
10/6	at Pittsburgh (W)	17	14
10/13	at Washington (L)	14	24
10/20	Chicago Cardinals (W)	28	24
10/27	Chicago Bears (W)	14	0
11/3	at Philadelphia (L)	14	24
11/10	Philadelphia (W)	45	17
11/17	Boston Yankees (T)	28	28
11/24	Pittsburgh (W)	7	0
12/1	Los Angeles Rams (L)	21	31
12/8	Washington (W)	31	0
	(H 5-1-1, A 2-2)	236	162

NFL Championship Game

12/15	Chicago Bears (L)	14	24
-------	-------------------	----	----

1947 (2-8-2)

5th Place, Eastern Div.
STEVE OWEN, Head Coach

Date	Opponent	Giants	Opp.
9/29	at Boston Yankees (T)	7	7
10/5	at Philadelphia (L)	0	23
10/12	at Washington (L)	20	28
10/19	Boston Yankees (L)	0	14
10/26	Pittsburgh (L)	21	38
11/2	at Detroit (L)	7	35
11/9	Philadelphia (L)	24	41
11/16	at Pittsburgh (L)	7	24
11/23	Green Bay (T)	24	24
11/30	Chicago Cardinals (W)	35	31
12/7	Washington (W)	35	10
12/14	at Los Angeles Rams (L)	10	34
	(H 2-3-1, A 0-5-1)	190	309

1948 (4-8)

3rd Place, Eastern Conf.
STEVE OWEN, Head Coach

Date	Opponent	Giants	Opp.
9/23	at Boston Yankees (W)	27	7
10/3	at Washington (L)	10	41
10/10	at Philadelphia (L)	0	45
10/17	Chicago Cardinals (L)	35	63
10/24	Pittsburgh (W)	34	27
10/31	at Chicago Bears (L)	14	35
11/7	Philadelphia (L)	14	35
11/14	Los Angeles Rams (L)	37	52
11/21	Green Bay (Milw.) (W)	49	3
11/28	Boston Yankees (W)	28	14
12/5	at Pittsburgh (L)	28	38
12/12	Washington (L)	21	28
	(H 2-4, A 2-4)	297	388

1949 (6-6)

3rd Place, Eastern Div.
STEVE OWEN, Head Coach

Date	Opponent	Giants	Opp.
9/25	at Pittsburgh (L)	7	28
9/30	at New York Bulldogs (W)	38	14
10/9	at Washington (W)	45	35
10/16	Pittsburgh (L)	17	21
10/23	Chicago Bears (W)	35	28
10/30	at Chicago Cardinals (W)	41	38
11/6	New York Bulldogs (L)	24	31
11/13	at Green Bay (W)	30	10
11/20	Detroit (L)	21	45
11/27	Washington (W)	23	7
12/4	Philadelphia (L)	3	24
12/11	at Philadelphia (L)	3	17

(H 2-4, A 4-2)

287

298

1950'S

1950 (10-2)

T-1st Place, American Conf.
STEVE OWEN, Head Coach

Date	Opponent	Giants	Opp.
9/17	at Pittsburgh (W)	18	7
10/1	at Cleveland (W)	6	0
10/8	at Washington (W)	21	17
10/15	Pittsburgh (L)	6	17
10/22	Cleveland (W)	17	13
10/29	at Chicago Cardinals (L)	3	17
11/5	Washington (W)	24	21
11/12	Chicago Cardinals (W)	51	21
11/19	at Baltimore (W)	55	20
11/26	Philadelphia (W)	7	3
12/3	New York Yanks (W)	51	7
12/10	at Philadelphia (W)	9	7
	(H 5-1, A 5-1)	268	150

American Conference Playoff Game

12/17	at Cleveland (L)	3	8
-------	------------------	---	---

1951 (9-2-1)

2nd Place, American Conf.
STEVE OWEN, Head Coach

Date	Opponent	Giants	Opp.
10/1	at Pittsburgh (T)	13	13
10/7	at Washington (W)	35	14
10/14	Chicago Cardinals (W)	28	17
10/21	Philadelphia (W)	26	24
10/28	at Cleveland (L)	13	14
11/4	New York Yanks (W)	37	31
11/11	Washington (W)	28	14
11/18	Cleveland (L)	0	10
11/25	at Chicago Cardinals (W)	10	0
12/2	Pittsburgh (W)	14	0
12/9	at Philadelphia (W)	23	7
12/16	at New York Yanks (W)	27	17
	(H 5-1, A 4-1-1)	254	161

1952 (7-5)

T-2nd Place, American Conf.
STEVE OWEN, Head Coach

Date	Opponent	Giants	Opp.
9/28	at Dallas Texans (W)	24	6
10/4	at Philadelphia (W)	31	7
10/12	at Cleveland (W)	17	9
10/19	Chicago Cardinals (L)	23	24
10/26	Philadelphia (L)	10	14
11/2	at Chicago Cardinals (W)	28	6
11/9	San Francisco (W)	23	14
11/16	Green Bay (L)	3	17
11/23	at Washington (W)	14	10
11/30	at Pittsburgh (L)	7	63
12/7	Washington (L)	17	27
12/14	Cleveland (W)	37	34
	(H 2-4, A 5-1)	234	231

1953 (3-9)

5th Place, Eastern Conf.
STEVE OWEN, Head Coach

Date	Opponent	Giants	Opp.
9/27	at Los Angeles Rams (L)	7	21
10/3	at Pittsburgh (L)	14	24
10/11	at Washington (L)	9	13
10/18	Chicago Cardinals (W)	21	7
10/25	Cleveland (L)	0	7
11/1	at Chicago Cardinals (W)	23	20
11/8	at Philadelphia (L)	7	30
11/15	Pittsburgh (L)	10	14
11/22	Washington (L)	21	24
11/29	Philadelphia (W)	37	28
12/6	at Cleveland (L)	14	62
12/13	Detroit (L)	16	27
	(H 2-4, A 1-5)	179	277

1954 (7-5)

3rd Place, Eastern Conf.
JIM LEE HOWELL, Head Coach

Date	Opponent	Giants	Opp.
9/26	at Chicago Cardinals (W)	41	10
10/2	at Baltimore (L)	14	20
10/10	at Washington (W)	51	21
10/17	Chicago Cardinals (W)	31	17
10/24	Washington (W)	24	7

10/31	at Cleveland (L)	14	24
11/7	at Pittsburgh (W)	30	6
11/14	Philadelphia (W)	27	14
11/21	Los Angeles Rams (L)	16	17
11/28	Cleveland (L)	7	16
12/5	Pittsburgh (W)	24	3
12/12	at Philadelphia (L)	14	29
	(H 4-2, A 3-3)	293	184

1955 (6-5-1)

3rd Place, Eastern Conf.
JIM LEE HOWELL, Head Coach

Date	Opponent	Giants	Coach
9/24	at Philadelphia (L)	17	27
10/2	at Chicago Cardinals (L)	17	28
10/9	at Pittsburgh (L)	23	30
10/16	Chicago Cardinals (W)	10	0
10/23	Pittsburgh (L)	17	19
10/30	Washington (W)	35	7
11/6	at Cleveland (L)	14	24
11/13	Baltimore (W)	17	7
11/20	Philadelphia (W)	31	7
11/27	Cleveland (T)	35	35
12/4	at Washington (W)	27	20
12/11	at Detroit (W)	24	19
	(H 4-1-1, A 2-4)	267	223

1956 (8-3-1)

1st Place, Eastern Conf.
JIM LEE HOWELL, Head Coach
NFL CHAMPIONS

Date	Opponent	Giants	Opp.
9/30	at San Francisco (W)	38	1
10/7	at Chicago Cardinals (L)	27	35
10/14	at Cleveland (W)	21	9
10/21	Pittsburgh (W)	38	10
10/28	Philadelphia (W)	20	3
11/4	at Pittsburgh (W)	17	14
11/11	Chicago Cardinals (W)	23	10
11/18	at Washington (L)	7	33
11/25	Chicago Bears (T)	17	17
12/2	Washington (W)	28	14
12/9	Cleveland (L)	7	24
12/15	at Philadelphia (W)	21	7
	(H 4-1-1, A 4-2)	264	197

NFL Championship Game

12/30	Chicago Bears (W)	47	7
-------	-------------------	----	---

1957 (7-5)

2nd Place, Eastern Conf.
JIM LEE HOWELL, Head Coach

Date	Opponent	Giants	Opp.
9/29	at Cleveland (L)	3	6
10/5	at Philadelphia (W)	24	20
10/13	at Washington (W)	24	20
10/20	Pittsburgh (W)	35	0
10/27	Washington (L)	14	31
11/3	at Green Bay (W)	21	17
11/10	Chicago Cardinals (W)	27	14
11/17	Philadelphia (W)	13	0
11/24	at Chicago Cardinals (W)	28	21
12/1	San Francisco (L)	17	27
12/7	at Pittsburgh (L)	10	21
12/15	Cleveland (L)	28	34
	(H 3-3, A 4-2)	254	211

1958 (9-3)

T-1st Place, Eastern Conf.
JIM LEE HOWELL, Head Coach

Date	Opponent	Giants	Opp.
9/28	at Chicago Cardinals* (W)	37	7
10/5	at Philadelphia (L)	24	27
10/12	at Washington (W)	21	14
10/19	Chicago Cardinals (L)	6	23
10/26	Pittsburgh (W)	17	6
11/2	at Cleveland (W)	21	17
11/9	Baltimore (W)	24	21
11/16	at Pittsburgh (L)	10	31
11/23	Washington (W)	30	0
11/30	Philadelphia (W)	24	10
12/7	at Detroit (W)	19	17
12/14	Cleveland (W)	13	10
	(H 5-1, A 4-2)	246	183

* played at Buffalo, N.Y.

Eastern Conference Playoff Game

12/21	Cleveland (W)	10	0
-------	---------------	----	---

NFL Championship Game

12/28 Baltimore (OT) (L) 17 23

1959 (10-2)

1st Place, Eastern Conf.
JIM LEE HOWELL, Head Coach

Date	Opponent	Giants	Opp.
9/26	at Los Angeles Rams (W)	23	21
10/4	at Philadelphia (L)	21	49
10/11	at Cleveland (W)	10	6
10/18	Philadelphia (W)	24	7
10/25	at Pittsburgh (W)	21	16
11/1	Green Bay (W)	20	3
11/8	Chicago Cardinals (W)	9	3
11/15	Pittsburgh (L)	9	14
11/22	at Chicago Cardinals* (W)	30	20
11/29	Washington (W)	45	14
12/6	Cleveland (W)	48	7
12/13	at Washington (W)	24	10
	(H 5-1, A 5-1)	284	170

* played at Minneapolis, Minn.

NFL Championship Game

12/27 at Baltimore (L) 16 31

1960'S

1960 (6-4-2)

3rd Place, Eastern Conf.
JIM LEE HOWELL, Head Coach

Date	Opponent	Giants	Opp.
9/25	at San Francisco (W)	21	19
10/2	at St. Louis (W)	35	14
10/9	at Pittsburgh (W)	19	17
10/16	Washington (T)	24	24
10/30	St. Louis (L)	13	20
11/6	at Cleveland (W)	17	13
11/13	Pittsburgh (W)	27	24
11/20	Philadelphia (L)	10	17
11/27	at Philadelphia (L)	23	31
12/4	Dallas (T)	31	31
12/11	at Washington (W)	17	3
12/18	Cleveland (L)	34	48
	(H 1-3-2, A 5-1)	271	261

1961 (10-3-1)

1st Place, Eastern Conf.
ALLIE SHERMAN, Head Coach

Date	Opponent	Giants	Opp.
9/17	St. Louis (L)	10	21
9/24	at Pittsburgh (W)	17	14
10/1	at Washington (W)	24	21
10/8	at St. Louis (W)	24	9
10/15	at Dallas (W)	31	10
10/22	L.A. Rams (W)	24	14
10/29	Dallas (L)	16	17
11/5	Washington (W)	53	0
11/12	Philadelphia (W)	38	21
11/19	Pittsburgh (W)	42	21
11/26	at Cleveland (W)	37	21
12/3	Green Bay (Milw.) (L)	17	20
12/10	at Philadelphia (W)	28	24
12/17	Cleveland (T)	7	7
	(H 4-2-1, A 6-1)	368	220

NFL Championship Game

12/31 at Green Bay (L) 0 37

1962 (12-2)

1st Place, Eastern Conference
ALLIE SHERMAN, Head Coach

Date	Opponent	Giants	Opp.
9/16	at Cleveland (L)	7	7
9/23	at Philadelphia (W)	29	13
9/30	at Pittsburgh (W)	31	27
10/7	at St. Louis (W)	31	14
10/14	Pittsburgh (L)	17	20
10/21	Detroit (W)	17	14
10/28	Washington (W)	49	34
11/4	St. Louis (W)	31	28
11/11	at Dallas (W)	41	10
11/18	Philadelphia (W)	19	14
11/25	at Washington (W)	42	24
12/2	at Chicago (W)	26	24
12/9	Cleveland (W)	17	13
12/16	Dallas (W)	41	31
	(H 6-1, A 6-1)	398	283

NFL Championship Game

12/30 Green Bay (L) 7 16

1963 (11-3)

1st Place, Eastern Conference
ALLIE SHERMAN, Head Coach

Date	Opponent	Giants	Opp.
9/15	at Baltimore (W)	37	28
9/22	at Pittsburgh (L)	0	31
9/29	at Philadelphia (W)	37	14
10/6	at Washington (W)	24	14
10/13	Cleveland (L)	24	35
10/20	Dallas (W)	37	21
10/27	at Cleveland (W)	33	6
11/3	at St. Louis (W)	38	21
11/10	Philadelphia (W)	42	14
11/17	San Francisco (W)	48	14
11/24	St. Louis (L)	17	24
12/1	at Dallas (W)	34	27
12/8	Washington (W)	44	14
12/15	Pittsburgh (W)	33	17
	(H 5-2, A 6-1)	448	280

NFL Championship Game

12/29 at Chicago (L) 10 14

1964 (2-10-2)

7th Place, Eastern Conference
ALLIE SHERMAN, Head Coach

Date	Opponent	Giants	Opp.
9/13	at Philadelphia (L)	7	38
9/20	at Pittsburgh (L)	24	27
9/25	Washington (W)	13	10
10/4	at Detroit (L)	3	26
10/11	at Dallas (T)	13	13
10/18	Philadelphia (L)	17	23
10/25	at Cleveland (L)	20	42
11/1	St. Louis (W)	34	17
11/8	Dallas (L)	21	31
11/15	at St. Louis (T)	10	10
11/22	Pittsburgh (L)	17	44
11/29	at Washington (L)	21	36
12/6	Minnesota (L)	21	30
12/12	Cleveland (L)	21	52
	(H 2-5, A 0-5-2)	242	399

1965 (7-7)

T-2nd, Eastern Conference
ALLIE SHERMAN, Head Coach

Date	Opponent	Giants	Opp.
9/19	at Dallas (L)	2	31
9/26	at Philadelphia (W)	16	14
10/3	at Pittsburgh (W)	23	13
10/9	at Minnesota (L)	14	40
10/17	Philadelphia (W)	35	27
10/24	Cleveland (L)	14	38
10/31	St. Louis (W)	14	10
11/7	Washington (L)	7	23
11/14	at Cleveland (L)	21	34
11/21	at St. Louis (W)	28	15
11/28	Chicago (L)	14	35
12/5	Pittsburgh (W)	35	10
12/12	at Washington (W)	27	10
12/19	Dallas (L)	20	38
	(H 3-4, A 4-3)	270	338

1966 (1-12-1)

8th Place, Eastern Conf.
ALLIE SHERMAN, Head Coach

Date	Opponent	Giants	Opp.
9/11	at Pittsburgh (T)	34	34
9/18	at Dallas (L)	7	52
9/25	at Philadelphia (L)	17	35
10/2	Cleveland (L)	7	28
10/9	at St. Louis (L)	19	24
10/16	Washington (W)	13	10
10/23	Philadelphia (L)	3	31
11/6	St. Louis (L)	17	20
11/13	at Los Angeles Rams (L)	14	55
11/20	Atlanta (L)	16	27
11/27	at Washington (L)	41	72
12/4	at Cleveland (L)	40	49
12/11	Pittsburgh (L)	28	47
12/18	Dallas (L)	7	17
	(H 1-6, A 0-6-1)	263	501

1967 (7-7)

2nd Place, Century Division
ALLIE SHERMAN, Head Coach

Date	Opponent	Giants	Opp.
9/17	at St. Louis (W)	37	20

9/24	at Dallas (L)	24	38
10/1	at Washington (L)	34	38
10/8	New Orleans (W)	27	21
10/15	at Pittsburgh (W)	27	24
10/22	Green Bay (L)	21	48
10/29	Cleveland (W)	38	34
11/5	at Minnesota (L)	24	27
11/12	at Chicago (L)	7	34
11/19	Pittsburgh (W)	28	20
11/26	Philadelphia (W)	44	7
12/3	at Cleveland (L)	14	24
12/10	Detroit (L)	7	30
12/17	St. Louis (W)	37	14
	(H 5-2, A 2-5)	369	379

1968 (7-7)

2nd Place, NFC East
ALLIE SHERMAN, Head Coach

Date	Opponent	Giants	Opp.
9/15	at Pittsburgh (W)	34	20
9/22	at Philadelphia (W)	34	25
9/29	Washington (W)	48	21
10/6	New Orleans (W)	38	21
10/13	at Atlanta (L)	21	24
10/20	San Francisco (L)	10	26
10/27	at Washington (W)	13	10
11/3	Baltimore (L)	0	26
11/10	at Dallas (W)	27	21
11/17	Philadelphia (W)	7	6
11/24	at Los Angeles Rams (L)	21	24
12/1	at Cleveland (L)	10	45
12/8	St. Louis (L)	21	28
12/15	Dallas (L)	10	28
	(H 3-4, A 4-3)	294	325

1969 (6-8)

2nd Place, NFC East
ALEX WEBSTER, Head Coach

Date	Opponent	Giants	Opp.
9/21	Minnesota	24	23
9/28	at Detroit	0	24
10/5	Chicago	28	24
10/12	Pittsburgh	10	7
10/19	at Washington	14	20
10/27	at Dallas	3	25
11/2	Philadelphia	20	23
11/9	at St. Louis	17	42
11/16	New Orleans	24	25
11/23	at Cleveland	17	28
11/30	Green Bay (Milw.)	10	20
12/7	St. Louis	49	6
12/14	at Pittsburgh	21	17
12/21	Cleveland	27	14
	(H 5-2, A 1-6)	264	298

1970'S

1970 (9-5)

2nd Place, NFC East
ALEX WEBSTER, Head Coach

Date	Opponent	Giants	Opp.
9/19	Chicago (L)	16	24
9/27	at Dallas (L)	10	28
10/4	at New Orleans (L)	10	14
10/11	Philadelphia (W)	30	23
10/18	at Boston Patriots (W)	16	0
10/25	St. Louis (W)	35	17
11/1	at New York Jets (W)	22	10
11/8	Dallas (W)	23	20
11/15	Washington (W)	35	33
11/23	at Philadelphia (L)	20	23
11/29	at Washington (W)	27	24
12/6	Buffalo (W)	20	6
12/13	at St. Louis (W)	34	17
12/20	Los Angeles Rams (L)	3	31
	(H 5-2, A 4-3)	301	270

1971 (4-10)

5th Place, NFC East
ALEX WEBSTER, Head Coach

Date	Opponent	Giants	Opp.
9/19	at Green Bay (W)	42	40
9/26	Washington (L)	3	30
10/3	at St. Louis (W)	24	20
10/11	at Dallas (L)	13	20
10/17	Baltimore (L)	7	31

10/24	at Philadelphia (L)	7	23
10/31	Minnesota (L)	10	17
11/7	San Diego (W)	35	17
11/24	at Atlanta (W)	21	17
11/21	at Pittsburgh (L)	13	17
11/28	St. Louis (L)	7	24
12/5	at Washington (L)	7	23
12/12	Dallas (L)	14	42
12/19	Philadelphia (L)	28	41
	(H 1-6, A 3-4)	228	362

1972 (8-6)

3rd Place, NFC East
ALEX WEBSTER, Head Coach

Date	Opponent	Giants	Opp.
9/17	at Detroit (L)	16	30
9/24	Dallas (L)	14	23
10/2	at Philadelphia (W)	27	12
10/8	New Orleans (W)	45	21
10/15	at San Francisco (W)	23	17
10/22	St. Louis (W)	27	21
10/29	Washington (L)	16	23
11/5	Denver (W)	29	17
11/12	at Washington (L)	13	27
11/19	at St. Louis (W)	13	7
11/26	Philadelphia (W)	62	10
12/3	at Cincinnati (L)	10	13
12/10	Miami (L)	13	23
12/17	at Dallas (W)	23	3
	(H 4-3, A 4-3)	331	247

1973 (2-11-1)

5th Place, NFC East
ALEX WEBSTER, Head Coach

Date	Opponent	Giants	Opp.
9/16	Houston (W)	34	14
9/23	Philadelphia (T)	23	23
9/30	at Cleveland (L)	10	12
10/7	Green Bay (L)	14	16
10/14	Washington (L)	3	21
10/21	at Dallas (L)	28	45
10/28	at St. Louis (L)	27	35
11/4	at Oakland (L)	0	42
11/11	Dallas (L)	10	23
11/18	St. Louis (W)	24	13
11/25	at Philadelphia (L)	16	20
12/2	at Washington (L)	24	27
12/10	at Los Angeles Rams (L)	6	40
12/16	Minnesota (L)	7	31
	(H 2-4-1, A 0-7)	226	362

(Note: Sept. 16 and Sept. 23 games were played at Yankee Stadium. Remainder of home schedule was played at Yale Bowl, New Haven, Conn.)

1974 (2-12)

5th Place, NFC East
BILL ARNSPARGER, Head Coach

Date	Opponent	Giants	Opp.
9/15	Washington (L)	10	13
9/22	New England (L)	20	28
9/29	at Dallas (W)	14	6
10/6	Atlanta (L)	7	14
10/13	at Philadelphia (L)	7	35
10/20	at Washington (L)	3	24
10/27	Dallas (L)	7	21
11/3	at Kansas City (W)	33	27
11/10	New York Jets (OT) (L)	20	26
11/17	at Detroit (L)	19	20
11/24	St. Louis (L)	21	23
12/1	at Chicago (L)	13	16
12/8	Philadelphia (L)	7	20
12/15	at St. Louis (L)	14	26
	(H 0-7, A 2-5)	195	299

1975 (5-9)

4th Place, NFC East
BILL ARNSPARGER, Head Coach

Date	Opponent	Giants	Opp.
9/21	at Philadelphia (W)	23	14
9/28	at Washington (L)	13	49
10/5	at St. Louis (L)	14	26
10/12	Dallas (L)	7	13
10/20	at Buffalo (W)	17	14
10/25	St. Louis (L)	13	20
11/1	San Diego (W)	35	24
11/9	Washington (L)	13	21
11/16	Philadelphia (L)	10	13

11/23	Green Bay (Milw.) (L)	14	40
11/30	at Dallas (L)	3	14
12/7	Baltimore (L)	0	21
12/14	New Orleans (W)	28	14
12/21	at San Francisco (W)	26	23
	(H 2-5, A 3-4)	216	306

1976 (3-11)

5th Place, NFC East
BILL ARNSPARGER, Head Coach (0-7)
JOHN MCVAY, Head Coach (3-4)

Date	Opponent	Giants	Opp.
9/12	at Washington (L)	17	19
9/19	at Philadelphia (L)	7	20
9/26	at Los Angeles Rams (L)	10	24
10/3	at St. Louis (L)	21	27
10/10	Dallas (L)	14	24
10/17	at Minnesota (L)	7	24
10/24	Pittsburgh (L)	0	27
10/31	Philadelphia (L)	0	10
11/7	at Dallas (L)	3	9
11/14	Washington (W)	12	9
11/21	at Denver (L)	13	14
11/28	Seattle (W)	28	16
12/5	Detroit (W)	24	10
12/12	St. Louis (L)	14	17
	(H 3-4, A 0-7)	170	250

1977 (5-9)

5th Place, NFC East
JOHN MCVAY, Head Coach

Date	Opponent	Giants	Opp.
9/18	Washington (W)	20	17
9/25	at Dallas (L)	21	41
10/2	at Atlanta (L)	3	17
10/9	Philadelphia (L)	10	28
10/16	San Francisco (W)	20	17
10/23	at Washington (W)	17	6
10/31	at St. Louis (L)	0	28
11/6	Dallas (L)	10	24
11/13	at Tampa Bay (W)	10	0
11/20	Cleveland (L)	7	21
11/27	at Cincinnati (L)	13	30
12/4	St. Louis (W)	27	7
12/11	at Philadelphia (L)	14	17
12/18	Chicago (OT) (L)	9	12
	(H 3-4, A 2-5)	181	265

1978 (6-10)

5th Place, NFC East
JOHN MCVAY, Head Coach

Date	Opponent	Giants	Opp.
9/2	at Tampa Bay (W)	19	13
9/10	Dallas (L)	24	34
9/17	Kansas City (W)	26	10
9/24	San Francisco (W)	27	10
10/1	at Atlanta (L)	20	23
10/8	at Dallas (L)	3	24
10/15	Tampa Bay (W)	17	14
10/22	Washington (W)	17	6
10/29	at New Orleans (L)	17	28
11/5	at St. Louis (L)	10	20
11/12	at Washington (OT) (L)	13	16
11/19	Philadelphia (L)	17	19
11/26	at Buffalo (L)	17	41
12/3	Los Angeles Rams (L)	17	20
12/10	St. Louis (W)	17	0
12/17	Philadelphia (L)	3	20
	(H 5-3, A 1-7)	264	298

1979 (6-10)

4th Place, NFC East
RAY PERKINS, Head Coach

Date	Opponent	Giants	Opp.
9/2	at Philadelphia (L)	17	23
9/9	St. Louis (L)	14	27
9/17	at Washington (L)	0	27
9/23	Philadelphia (L)	13	17
9/30	at New Orleans (L)	14	24
10/7	Tampa Bay (W)	17	14
10/14	San Francisco (W)	32	16
10/21	at Kansas City (W)	21	17
10/28	at Los Angeles Rams (W)	20	14
11/4	Dallas (L)	14	16
11/11	Atlanta (W)	24	3
11/18	at Tampa Bay (L)	3	31

11/25	Washington (W)	14	6
12/2	at Dallas (L)	7	28
12/9	at St. Louis (L)	20	29
12/16	Baltimore (L)	7	31
	(H 4-4, A 2-6)	237	323

1980'S

1980 (4-12)

5th Place, NFC East
RAY PERKINS, Head Coach

Date	Opponent	Giants	Opp.
9/7	at St. Louis (W)	41	35
9/14	Washington (L)	21	23
9/22	at Philadelphia (L)	3	35
9/28	Los Angeles Rams (L)	7	28
10/5	at Dallas (L)	3	24
10/12	Philadelphia (L)	16	31
10/19	at San Diego (L)	7	44
10/26	Denver (L)	9	14
11/2	at Tampa Bay (L)	13	30
11/9	Dallas (W)	38	35
11/16	Green Bay (W)	27	21
11/23	at San Francisco (L)	0	12
11/30	St. Louis (L)	7	23
12/7	at Seattle (W)	27	21
12/13	at Washington (L)	13	16
12/21	Oakland (L)	17	33
	(H 2-6, A 2-6)	249	425

1981 (9-7)

3rd Place, NFC East
RAY PERKINS, Head Coach

Date	Opponent	Giants	Opp.
9/6	Philadelphia (L)	10	24
9/13	at Washington (W)	17	7
9/20	New Orleans (W)	20	7
9/27	at Dallas (L)	10	18
10/4	Green Bay (L)	14	27
10/11	St. Louis (W)	34	14
10/18	at Seattle (W)	32	0
10/25	at Atlanta (OT) (W)	27	24
11/1	New York Jets (L)	7	26
11/8	Green Bay (Milw.) (L)	24	26
11/15	at Washington (L)	27	30
11/22	at Philadelphia (W)	20	10
11/29	at San Francisco (L)	10	17
12/6	Los Angeles Rams (W)	10	7
12/13	at St. Louis (W)	20	10
12/19	at Dallas (OT) (W)	13	10
	(H 4-4, A 5-3)	295	257

NFC Wild Card Game

12/27	at Philadelphia (W)	27	21
-------	---------------------	----	----

NFC Playoff Game

1/3	at San Francisco (L)	24	38
-----	----------------------	----	----

1982 (4-5)

10th Place, NFC East
RAY PERKINS, Head Coach

Date	Opponent	Giants	Opp.
9/12	Atlanta (L)	14	16
9/20	Green Bay (L)	19	27
9/26	at Pittsburgh - Cancelled by Strike		
10/3	at Dallas - Cancelled by Strike		
10/10	St. Louis - Cancelled by Strike		
10/17	Cincinnati - Cancelled by Strike		
10/25	at Philadelphia - Cancelled by Strike		
10/31	Dallas - Cancelled by Strike		
11/7	at Cleveland - Cancelled by Strike		
11/14	at L. A. Rams - Cancelled by Strike		
11/21	Washington (L)	17	27
11/25	at Detroit (W)	13	6
12/5	Houston (W)	17	14
12/11	Philadelphia (W)	23	7
12/19	at Washington (L)	14	15
12/26	at St. Louis (L)	21	24
1/2	at Philadelphia (W)	26	24
	(H 2-3, A 2-2)	164	160

1983 (3-12-1)

5th Place, NFC East
BILL PARCELLS, Head Coach

Date	Opponent	Giants	Opp.
9/4	Los Angeles Rams (L)	6	16
9/11	at Atlanta (OT) (W)	16	13
9/18	at Dallas (L)	13	28
9/26	Green Bay (W)	27	3

10/2	San Diego (L)	34	41
10/9	Philadelphia (L)	13	17
10/16	at Kansas City (L)	17	38
10/24	at St. Louis (OT) (L)	20	20
10/30	Dallas (L)	20	38
11/7	at Detroit (L)	9	15
11/13	Washington (L)	17	33
11/20	at Philadelphia (W)	23	0
11/27	at Los Angeles Raiders (L)	12	27
12/4	St. Louis (L)	6	10
12/11	Seattle (L)	12	17
12/17	at Washington (L)	22	31
	(H 1-7, A 2-5-1)	267	347

1984 (9-7)

2nd Place, NFC East
BILL PARCELLS, Head Coach

Date	Opponent	Giants	Opp.
9/2	Philadelphia (W)	28	27
9/9	Dallas (W)	28	7
9/16	at Washington (L)	14	30
9/23	Tampa Bay (W)	17	14
9/30	at Los Angeles Rams (L)	12	33
10/8	San Francisco (L)	10	31
10/14	at Atlanta (W)	19	7
10/21	at Philadelphia (L)	10	24
10/28	Washington (W)	37	13
11/4	at Dallas (W)	19	7
11/11	at Tampa Bay (L)	17	2
11/18	St. Louis (W)	16	10
11/25	Kansas City (W)	28	27
12/2	at New York Jets (W)	20	10
12/9	at St. Louis (L)	21	31
12/15	New Orleans (L)	3	10
	(H 6-2, A 3-5)	299	301

NFC Wild Card Game

12/23	at Los Angeles Rams (W)	16	13
-------	-------------------------	----	----

NFC Playoff Game

12/29	at San Francisco (L)	10	21
-------	----------------------	----	----

1985 (10-6)

2nd Place, NFC East
BILL PARCELLS, Head Coach

Date	Opponent	Giants	Opp.
9/8	Philadelphia (W)	21	0
9/15	at Green Bay (L)	20	23
9/22	St. Louis (W)	27	17
9/29	at Philadelphia (OT) (W)	16	10
10/6	Dallas (L)	29	30
10/13	at Cincinnati (L)	30	35
10/20	Washington (W)	17	3
10/27	at New Orleans (W)	21	13
11/3	Tampa Bay (W)	22	20
11/10	Los Angeles Rams (W)	24	19
11/18	at Washington (L)	21	23
11/24	at St. Louis (W)	34	3
12/1	Cleveland (L)	33	35
12/8	at Houston (W)	35	14
12/15	at Dallas (L)	21	28
12/21	Pittsburgh (W)	28	10
	(H 6-2, A 4-4)	399	283

NFC Wild Card Game

12/29	San Francisco (W)	17	3
-------	-------------------	----	---

NFC Playoff Game

1/5	at Chicago (L)	0	21
-----	----------------	---	----

1986 (14-2)

1st Place, NFC East
BILL PARCELLS, Head Coach
WORLD CHAMPIONS

Date	Opponent	Giants	Opp.
9/8	at Dallas (L)	28	31
9/14	San Diego (W)	20	7
9/21	at Los Angeles Raiders (W)	14	9
9/28	New Orleans (W)	20	17
10/5	at St. Louis (W)	13	6
10/12	Philadelphia (W)	35	3
10/19	at Seattle (L)	12	17
10/27	Washington (W)	27	20
11/2	Dallas (W)	17	14
11/9	at Philadelphia (W)	17	14
11/16	at Minnesota (W)	22	20
11/23	Denver (W)	19	16
12/1	at San Francisco (W)	21	17
12/7	at Washington (W)	24	14
12/14	St. Louis (W)	27	7

12/20	Green Bay (W)	55	24
	(H 8-0, A 6-2)	371	236

NFC Playoff Game

1/4	San Francisco (W)	49	3
-----	-------------------	----	---

NFC Championship Game

1/11	Washington (W)	17	0
------	----------------	----	---

Super Bowl XXI (Pasadena, Calif.)

1/25	Danver (W)	39	20
------	------------	----	----

1987 (6-9)

5th Place, NFC East
BILL PARCELLS, Head Coach

Date	Opponent	Giants	Opp.
9/14	at Chicago (L)	19	34
9/20	Dallas (L)	14	16
9/27	at Miami - Cancelled by Strike		
10/5	San Francisco (L)	21	41
10/11	Washington (L)	12	38
10/18	at Buffalo (OT) (L)	3	6
10/25	St. Louis (W)	30	7
11/2	at Dallas (L)	24	33
11/8	New England (W)	17	10
11/15	at Philadelphia (W)	20	17
11/22	at New Orleans (L)	14	23
11/29	at Washington (L)	19	23
12/6	Philadelphia (OT) (W)	23	20
12/13	at St. Louis (L)	24	27
12/19	Green Bay (W)	20	10
12/27	New York Jets (W)	20	7
	(H 5-3, A 1-6)	280	312

1988 (10-6)

2nd Place, NFC East
BILL PARCELLS, Head Coach

Date	Opponent	Giants	Opp.
9/5	Washington (W)	27	20
9/11	San Francisco (L)	17	20
9/18	at Dallas (W)	12	10
9/25	Los Angeles Rams (L)	31	45
10/2	at Washington (W)	24	12
10/10	at Philadelphia (L)	13	24
10/16	Detroit (W)	30	10
10/23	at Atlanta (W)	23	16
10/30	at Detroit (OT) (W)	13	10
11/6	Dallas (W)	29	21
11/13	at Phoenix (L)	17	24
11/20	Philadelphia (OT) (L)	17	23
11/27	at New Orleans (W)	13	12
12/4	Phoenix (W)	44	7
12/11	Kansas City (W)	28	12
12/18	at New York Jets (L)	21	27
	(H 5-3, A 5-3)	359	304

1989 (12-4)

1st Place, NFC East
BILL PARCELLS, Head Coach

Date	Opponent	Giants	Opp.
9/11	at Washington (W)	27	24
9/17	Detroit (W)	24	14
9/24	Phoenix (W)	35	7
10/1	at Dallas (W)	30	13
10/8	at Philadelphia (L)	19	21
10/15	Washington (W)	20	17
10/22	at San Diego (W)	20	13
10/30	Minnesota (W)	24	14
11/5	at Phoenix (W)	20	13
11/12	at Los Angeles Rams (L)	10	31
11/19	Seattle (W)	15	3
11/27	at San Francisco (L)	24	34
12/3	Philadelphia (L)	17	24
12/10	at Denver (W)	14	1
12/16	Dallas (W)	15	0
12/24	Los Angeles Raiders (W)	34	17
	(H 7-1, A 5-3)	348	252

NFC Playoff Game

1/7	Los Angeles Rams (OT) (L)	13	19
-----	---------------------------	----	----

1990'S

1990 (13-3)

1st Place, NFC East
BILL PARCELLS, Head Coach
WORLD CHAMPIONS

Date	Opponent	Giants	Opp.
9/9	Philadelphia (W)	27	20
9/16	at Dallas (W)	28	7
9/23	Miami (W)	20	3

9/30	Dallas (W)	31	17
10/14	at Washington (W)	24	20
10/21	Phoenix (W)	20	19
10/28	Washington (W)	21	10
11/5	at Indianapolis (W)	24	7
11/11	at Los Angeles Rams (W)	31	7
11/18	Detroit (W)	20	0
11/25	at Philadelphia (L)	13	31
12/3	at San Francisco (L)	3	7
12/9	Minnesota (W)	23	15
12/15	Buffalo (L)	13	17
12/23	at Phoenix (W)	24	21
12/30	at New England (W)	13	10
	(H 7-1, A 6-2)	335	211

NFC Playoff Game

1/13	Chicago (W)	31	3
	NFC Championship Game		
1/20	at San Francisco (W)	15	13
	Super Bowl XXV (Tampa, Fla.)		
1/27	Buffalo (W)	20	19

1991 (8-8)

4th Place, NFC East
RAY HANDLEY, Head Coach

Date	Opponent	Giants	Opp.
9/2	San Francisco	16	14
9/8	Los Angeles Rams	13	19
9/15	at Chicago	17	20
9/22	Cleveland	13	10
9/29	at Dallas	16	21
10/6	Phoenix	20	9
10/14	at Pittsburgh	23	20
10/27	Washington	13	17
11/4	at Philadelphia	7	30
11/10	at Phoenix	21	14
11/17	Dallas	22	9
11/24	at Tampa Bay	21	14
12/1	at Cincinnati	24	27
12/8	Philadelphia	14	19
12/15	at Washington	17	34
12/21	Houston	24	20
	(H 5-3, A 3-5)	281	297

1992 (6-10)

4th Place, NFC East
RAY HANDLEY, Head Coach

Date	Opponent	Giants	Opp.
9/6	San Francisco (L)	14	31
9/13	Dallas (L)	28	34
9/21	at Chicago (W)	27	14
10/4	at Los Angeles Raiders (L)	10	13
10/11	Phoenix (W)	31	21
10/18	at Los Angeles Rams (L)	17	38
10/25	Seattle (W)	23	10
11/1	at Washington (W)	24	7
11/8	Green Bay (W)	27	7
11/15	at Denver (L)	13	27
11/22	Philadelphia (L)	34	47
11/26	at Dallas (L)	3	30
12/6	Washington (L)	10	28
12/12	at Phoenix (L)	0	19
12/19	Kansas City (W)	35	21
12/27	at Philadelphia (L)	10	20
	(H 4-4, A 2-6)	306	367

1993 (11-5)

2nd Place, NFC East
DAN REEVES, Head Coach

Date	Opponent	Giants	Opp.
9/5	at Chicago (W)	26	20
9/12	Tampa Bay (W)	23	7
9/19	Los Angeles Rams (W)	20	10
10/3	at Buffalo (L)	14	17
10/10	at Washington (W)	41	7
10/17	Philadelphia (W)	21	10
10/31	New York Jets (L)	6	10
11/7	at Dallas (L)	9	31
11/14	Washington (W)	20	6
11/21	at Philadelphia (W)	7	3
11/28	Phoenix (W)	19	17
12/5	at Miami (W)	19	14
12/12	Indianapolis (W)	20	6
12/20	at New Orleans (W)	24	14
12/26	at Phoenix (L)	6	17
1/2	Dallas (OT) (L)	13	16

(H 6-2, A 5-3)	288	205
	NFC Wild Card Game	
1/9	Minnesota	17
	NFC Playoff Game	
1/15	at San Francisco (L)	3
		44

1994 (9-7)

2nd Place, NFC East
DAN REEVES, Head Coach

Date	Opponent	Giants	Opp.
9/4	Philadelphia (W)	28	23
9/11	at Arizona (W)	20	17
9/18	Washington (W)	31	23
10/2	at New Orleans (L)	22	27
10/10	Minnesota (L)	10	27
10/16	at Los Angeles Rams (L)	10	17
10/23	Pittsburgh (L)	6	10
10/30	Detroit (OT) (L)	25	28
11/7	at Dallas (L)	10	38
11/13	Arizona (L)	9	10
11/21	at Houston (W)	13	10
11/27	at Washington (W)	21	19
12/4	at Cleveland (W)	16	13
12/11	Cincinnati (W)	27	20
12/18	at Philadelphia (W)	16	13
12/24	Dallas (W)	15	10
	(H 4-4, A 5-3)	279	305

1995 (5-11)

4th Place, NFC East
DAN REEVES, Head Coach

Date	Opponent	Giants	Opp.
9/4	Dallas (L)	0	35
9/10	at Kansas City (OT) (L)	17	20
9/17	at Green Bay (L)	6	14
9/24	New Orleans (W)	45	29
10/1	at San Francisco (L)	6	20
10/8	Arizona (OT) (W)	27	21
10/15	Philadelphia (L)	14	17
10/29	at Washington (W)	24	15
11/5	at Seattle (L)	28	30
11/12	Oakland (L)	13	17
11/19	at Philadelphia (L)	19	28
11/26	Chicago (L)	24	27
11/30	at Arizona (W)	10	6
12/10	Washington (W)	20	13
12/17	at Dallas (L)	20	21
12/23	San Diego (L)	17	27
	(H 3-5, A 2-6)	290	340

1996 (6-10)

5th Place, NFC East
DAN REEVES, Head Coach

Date	Opponent	Giants	Opp.
9/1	Buffalo (OT) (L)	20	23
9/8	at Dallas (L)	0	27
9/15	Washington (L)	10	31
9/22	at New York Jets (W)	13	6
9/29	Minnesota (W)	15	10
10/13	Philadelphia (L)	10	19
10/20	at Washington (L)	21	31
10/27	at Detroit (W)	35	7
11/3	Arizona (W)	16	8
11/10	at Carolina (L)	17	27
11/17	at Arizona (L)	23	31
11/24	Dallas (W)	20	6
12/1	at Philadelphia (L)	0	24
12/8	at Miami (W)	17	7
12/15	New Orleans (L)	3	17
12/21	New England (L)	22	23
	(H 3-5, A 3-5)	242	297

1997 (10-5-1)

1st Place, NFC East
JIM FASSEL, Head Coach

Date	Opponent	Giants	Opp.
8/31	Philadelphia (W)	31	17
9/7	at Jacksonville (L)	13	40
9/14	Baltimore (L)	23	24
9/21	at St. Louis (L)	3	13
9/28	New Orleans (W)	14	9
10/5	Dallas (W)	20	17
10/12	at Arizona (W)	27	13
10/19	at Detroit (OT) (W)	26	20
10/26	Cincinnati (W)	29	27
11/9	at Tennessee (L)	6	10

11/16	Arizona (W)	19	10
11/23	at Washington (OT) (T)	7	7
11/30	Tampa Bay (L)	8	20
12/7	at Philadelphia (W)	31	21
12/13	Washington (W)	30	10
12/21	at Dallas (W)	20	7
	(H 6-2, A 4-3-1)	307	265

NFC Wild Card Game

12/27	Minnesota (L)	22	23
-------	---------------	----	----

1998 (8-8)

3rd Place, NFC East
JIM FASSEL, Head Coach

Date	Opponent	Giants	Opp.
9/6	Washington (W)	31	24
9/13	at Oakland (L)	17	20
9/21	Dallas (L)	7	31
9/27	at San Diego (W)	34	16
10/4	at Tampa Bay (L)	3	20
10/11	Atlanta (L)	20	34
10/18	Arizona (W)	34	7
11/1	at Washington (L)	14	21
11/8	at Dallas (L)	6	16
11/15	Green Bay (L)	3	37
11/22	Philadelphia (W)	20	0
11/30	at San Francisco (L)	7	31
12/6	at Arizona (W)	23	19
12/13	Denver (W)	20	16
12/20	Kansas City (W)	28	7
12/27	at Philadelphia (W)	20	10
	(H 5-3, A 3-5)	287	309

1999 (7-9)

3rd Place, NFC East
JIM FASSEL, Head Coach

Date	Opponent	Giants	Opp.
9/12	at Tampa Bay (W)	17	13
9/19	Washington (L)	21	50
9/26	at New England (L)	14	16
10/3	Philadelphia (W)	16	15
10/10	at Arizona (L)	3	14
10/18	Dallas (W)	13	10
10/24	New Orleans (W)	31	3
10/31	at Philadelphia (OT) (W)	23	17
11/14	Indianapolis (L)	19	27
11/21	at Washington (L)	13	23
11/28	Arizona (L)	24	34
12/5	New York Jets (W)	41	28
12/12	at Buffalo (W)	19	17
12/19	at St. Louis (L)	10	31
12/26	Minnesota (L)	17	34
1/2	at Dallas (L)	18	26
	(H 4-4, A 3-5)	299	358

2000'S

2000 (12-4)

1st Place, NFC East
JIM FASSEL, Head Coach

Date	Opponent	Giants	Opp.
9/3	Arizona (W)	21	16
9/10	at Philadelphia (W)	33	18
9/17	at Chicago (W)	14	7
9/24	Washington (L)	6	16
10/1	at Tennessee (L)	14	28
10/8	at Atlanta (W)	13	6
10/15	Dallas (W)	19	14
10/29	Philadelphia (W)	24	7
11/5	at Cleveland (W)	24	3
11/12	St. Louis (L)	24	38
11/19	Detroit (L)	21	31
11/26	at Arizona (W)	31	7
12/3	at Washington (W)	9	7
12/10	Pittsburgh (W)	30	10
12/17	at Dallas (W)	17	13
12/23	Jacksonville (W)	28	25
	(H 5-3, A 7-1)	328	246

NFC Playoff Game

1/7	Philadelphia (W)	20	10
-----	------------------	----	----

NFC Championship Game

1/14	Minnesota (W)	41	0
------	---------------	----	---

Super Bowl XXXV (Tampa, Fla.)

1/28	Baltimore (L)	7	34
------	---------------	---	----

2001 (7-9)

3rd Place, NFC East
JIM FASSEL, Head Coach

Date	Opponent	Giants	Opp.
9/10	at Denver (L)	20	31
9/23	at Kansas City (W)	13	3
9/30	New Orleans (W)	21	13
10/7	Washington (W)	23	9
10/14	at St. Louis (L)	14	15
10/22	Philadelphia (L)	9	10
10/28	at Washington (L)	21	35
11/4	Dallas (OT) (W)	27	24
11/11	at Arizona (W)	17	10
11/19	at Minnesota (L)	16	28
11/25	Oakland (L)	10	28
12/9	at Dallas (L)	13	20
12/15	Arizona (W)	17	13
12/23	Seattle (W)	27	24
12/30	at Philadelphia (L)	21	24
1/6	Green Bay (L)	25	34
	(H 5-3, A 2-6)	294	321

2002 (10-6)

2nd Place, NFC East
JIM FASSEL, Head Coach

Date	Opponent	Giants	Opp.
9/5	San Francisco (L)	13	16
9/15	at St. Louis (W)	26	21
9/22	Seattle (L)	9	6
9/29	at Arizona (W)	7	21
10/6	at Dallas (W)	21	17
10/13	Atlanta (L)	10	17
10/28	at Philadelphia (L)	3	17
11/3	Jacksonville (W)	24	17
11/10	at Minnesota (W)	27	20
11/17	Washington (W)	19	17
11/24	at Houston (L)	14	16
12/1	Tennessee (OT) (L)	29	32
12/8	at Washington (W)	27	21
12/15	Dallas (W)	37	7
12/22	at Indianapolis (W)	44	27
12/28	Philadelphia (OT) (W)	10	7
	(H 5-3, A 5-3)	320	279

NFC Wild Card

1/5	at San Francisco (L)	38	39
-----	----------------------	----	----

2003 (4-12)

4th Place, NFC East
JIM FASSEL, Head Coach

Date	Opponent	Giants	Opp.
9/7	St. Louis (W)	23	13
9/15	Dallas (OT) (L)	32	35
9/21	at Washington (OT) (W)	24	21
10/5	Miami (L)	10	23
10/12	at New England (L)	6	17
10/19	Philadelphia (L)	10	14
10/26	at Minnesota (W)	29	17
11/2	at New York Jets (OT) (W)	31	28
11/9	Atlanta (L)	7	27
11/16	at Philadelphia (L)	10	28
11/24	at Tampa Bay (L)	13	19
11/30	Buffalo (L)	7	24
12/7	Washington (L)	7	20
12/14	at New Orleans (L)	7	45
12/21	at Dallas (L)	3	19
12/28	Carolina (L)	24	37
	(H 1-7, A 3-5)	243	387

2004 (6-10)

2nd Place, NFC East
TOM COUGHLIN, Head Coach

Date	Opponent	Giants	Opp.
9/12	at Philadelphia (L)	17	31
9/19	Washington (W)	20	14
9/26	Cleveland (W)	27	10
10/3	at Green Bay (W)	14	7
10/10	at Dallas (W)	26	10
10/24	Detroit (L)	13	28
10/31	at Minnesota (W)	34	13
11/7	Chicago (L)	21	28
11/14	at Arizona (L)	14	17
11/21	Atlanta (L)	10	14
11/28	Philadelphia (L)	6	27
12/5	at Washington (L)	7	31
12/12	at Baltimore (L)	14	37
12/18	Pittsburgh (L)	30	33
12/26	at Cincinnati (L)	22	23
1/2	Dallas (W)	28	24

(H 3-5, A 3-5) 303 347

2005 (11-5)

1st Place, NFC East TOM COUGHLIN, Head Coach			
Date	Opponent	Giants	Opp.
9/11	Arizona (W)	42	19
9/19	at *New Orleans (W)	27	10
9/25	at San Diego (L)	23	45
10/2	St. Louis (W)	44	24
10/16	at Dallas (OT) (L)	13	16
10/23	Denver (W)	24	23
10/30	Washington (W)	36	0
11/6	at San Francisco (W)	24	6
11/13	Minnesota (L)	21	24
11/20	Philadelphia (W)	27	17
11/27	at Seattle (OT) (L)	21	24
12/4	Dallas (W)	17	10
12/11	at Philadelphia (OT) (W)	26	23
12/17	Kansas City (W)	27	17
12/24	at Washington (L)	20	35
12/31	at Oakland (W)	30	21
	(H 7-1, A 4-4)	422	314

*Game played at Giants Stadium

NFC Wild Card			
1/8	Carolina (L)	0	23

2006 (8-8)

3rd Place, NFC East TOM COUGHLIN, Head Coach			
Date	Opponent	Giants	Opp.
9/10	Indianapolis (L)	21	26
9/17	at Philadelphia (OT) (W)	30	24
9/24	at Seattle (L)	30	42
10/8	Washington (W)	19	3
10/15	at Atlanta (W)	27	14
10/23	at Dallas (W)	36	22
10/29	Tampa Bay (W)	17	3
11/5	Houston (W)	14	10
11/12	Chicago (L)	20	38
11/20	at Jacksonville (L)	10	26
11/26	at Tennessee (L)	21	24
12/3	Dallas (L)	20	23
12/10	at Carolina (W)	27	13
12/17	Philadelphia (L)	22	36
12/24	New Orleans (L)	7	30
12/30	at Washington (W)	34	28
	(H 3-5, A 5-3)	355	362

NFC Wild Card			
1/7	at Philadelphia (L)	20	23

2007 (10-6)

2nd Place, NFC East TOM COUGHLIN, Head Coach WORLD CHAMPIONS			
Date	Opponent	Giants	Opp.
9/9	at Dallas (L)	35	45
9/16	Green Bay (L)	13	35
9/23	at Washington (W)	24	17
9/30	Philadelphia (W)	16	3
10/7	New York Jets (W)	35	24
10/15	at Atlanta (W)	31	10
10/21	San Francisco (W)	33	15
10/28	at Miami (W)	13	10
11/11	Dallas (L)	20	31
11/18	at Detroit (W)	16	10
11/25	Minnesota (L)	17	41
12/2	at Chicago (W)	21	16
12/9	at Philadelphia (W)	16	13
12/16	Washington (L)	10	22
12/23	at Buffalo (W)	38	21
12/29	New England (L)	35	38
	(H 3-5, A 7-1)	373	351

NFC Wild Card			
1/6	at Tampa Bay (W)	24	14

NFC Playoff Game			
1/13	at Dallas (W)	21	17

NFC Championship Game			
1/20	at Green Bay (OT) (W)	23	20

Super Bowl XLII (Glendale, AZ)			
2/3	at New England (W)	17	14

2008 (12-4)

1st Place, NFC East TOM COUGHLIN, Head Coach			
Date	Opponent	Giants	Opp.
9/4	Washington (W)	16	7

9/14	at St. Louis (W)	41	13
9/21	Cincinnati (OT) (W)	26	23
10/5	Seattle (W)	44	6
10/13	at Cleveland (L)	14	35
10/19	San Francisco (W)	29	17
10/26	at Pittsburgh (W)	21	14
11/2	Dallas (W)	35	14
11/9	at Philadelphia (W)	36	31
11/16	Baltimore (W)	30	10
11/23	at Arizona (W)	37	29
11/30	at Washington (W)	23	7
12/7	Philadelphia (L)	14	20
12/14	at Dallas (L)	8	20
12/21	Carolina (OT) (W)	34	28
12/28	at Minnesota (L)	19	20
	(H 7-1, A 5-3)	427	294

NFC Playoff Game			
1/11	Philadelphia (L)	11	23

2009 (8-8)

3rd Place, NFC East TOM COUGHLIN, Head Coach			
Date	Opponent	Giants	Opp.
9/13	Washington (W)	23	17
9/20	at Dallas (W)	33	31
9/27	at Tampa Bay (W)	24	0
10/4	at Kansas City (W)	27	16
10/11	Oakland (W)	44	7
10/18	at New Orleans (L)	27	48
10/25	Arizona (L)	17	24
11/1	at Philadelphia (L)	17	40
11/8	San Diego (L)	20	21
11/22	Atlanta (OT) (W)	34	31
11/26	at Denver (L)	6	26
12/6	Dallas (W)	31	24
12/13	Philadelphia (L)	38	45
12/21	at Washington (W)	45	12
12/27	Carolina (L)	9	41
1/3	at Minnesota (L)	7	44
	(H 4-4, A 4-4)	402	427

2010'S

2010 (10-6)

2nd Place, NFC East TOM COUGHLIN, Head Coach			
Date	Opponent	Giants	Opp.
9/12	Carolina (W)	31	18
9/19	at Indianapolis (L)	14	38
9/26	Tennessee (L)	10	29
10/3	Chicago (W)	17	3
10/10	at Houston (W)	34	10
10/17	Detroit (W)	28	20
10/25	at Dallas (W)	41	35
11/7	at Seattle (W)	41	7
11/14	Dallas (L)	20	33
11/21	at Philadelphia (L)	17	27
11/28	Jacksonville (W)	24	20
12/5	Washington (W)	31	7
12/13	*at Minnesota (W)	21	3
12/19	Philadelphia (L)	31	38
12/26	at Green Bay (L)	17	45
1/2	at Washington (W)	17	14
	(H 5-3, A 5-3)	394	347

*Game played in Detroit

2011 (9-7)

1st Place, NFC East TOM COUGHLIN, Head Coach WORLD CHAMPIONS			
Date	Opponent	Giants	Opp.
9/11	at Washington (L)	14	28
9/19	St. Louis (W)	28	16
9/25	at Philadelphia (W)	29	16
10/2	at Arizona (W)	31	27
10/9	Seattle (L)	25	36
10/16	Buffalo (W)	27	24
10/30	Miami (W)	20	17
11/6	at New England (W)	24	20
11/13	at San Francisco (L)	20	27
11/20	Philadelphia (L)	10	17
11/28	at New Orleans (L)	24	49
12/4	Green Bay (L)	35	38
12/11	at Dallas (W)	37	34
12/18	Washington (L)	10	23

12/24	at Jets (W)	29	14
1/1	Dallas (W)	31	14
	(H 4-4, A 5-3)	394	400

NFC Wild Card

1/8	Atlanta (W)	24	2
-----	-------------	----	---

NFC Playoff Game

1/15	at Green Bay (W)	37	20
------	------------------	----	----

NFC Championship Game

1/22	at San Francisco (OT) (W)	20	17
------	---------------------------	----	----

Super Bowl XLVI (Indianapolis)

2/5	New England (W)	21	17
-----	-----------------	----	----

2012 (9-7)

3rd Place, NFC East

TOM COUGHLIN, Head Coach

Date	Opponent	Giants	Opp.
9/5	Dallas (L)	17	24
9/16	Tampa Bay (W)	41	34
9/20	at Carolina (W)	36	7
9/30	at Philadelphia (L)	17	19
10/7	Cleveland (W)	41	27
10/14	at San Francisco (W)	26	3
10/21	Washington (W)	27	23
10/28	at Dallas (W)	29	24
11/4	Pittsburgh (L)	20	24
11/11	at Cincinnati (L)	13	31
11/25	Green Bay (W)	38	10
12/3	at Washington (L)	16	17
12/9	New Orleans (W)	52	27
12/16	at Atlanta (L)	0	34
12/23	at Baltimore (L)	14	33
12/30	Philadelphia (W)	42	7
	(H 6-2, A 3-5)	424	339

2013 (7-9)

3rd Place, NFC East

TOM COUGHLIN, Head Coach

Date	Opponent	Giants	Opp.
9/8	at Dallas (L)	31	36
9/15	Denver (L)	23	41
9/22	at Carolina (L)	0	38
9/29	at Kansas City (L)	7	31
10/6	Philadelphia (L)	21	36
10/10	at Chicago (L)	21	27
10/21	Minnesota (W)	23	7
10/27	at Philadelphia (W)	15	7
11/10	Oakland (W)	24	20
11/17	Green Bay (W)	27	13
11/24	Dallas (L)	21	24
12/1	at Washington (W)	24	17
12/8	at San Diego (L)	14	37
12/15	Seattle (L)	0	23
12/22	at Detroit (OT) (W)	23	20
12/29	Washington (W)	20	6
	(H 4-4, A 3-5)	424	339

2014 (6-10)

3rd Place, NFC East

TOM COUGHLIN, Head Coach

Date	Opponent	Giants	Opp.
9/8	at Detroit (L)	14	35
9/14	Arizona (L)	14	25
9/21	Houston (W)	30	17
9/25	at Washington (W)	45	14
10/5	Atlanta (W)	30	20
10/12	at Philadelphia (L)	0	27
10/19	at Dallas (L)	21	31
11/3	Indianapolis (L)	24	40
11/9	at Seattle (L)	17	38
11/16	San Francisco (L)	10	16
11/23	Dallas (L)	28	31
11/30	at Jacksonville (L)	24	25
12/7	at Tennessee (W)	36	7
12/14	Washington (W)	24	13
12/21	at St. Louis (W)	37	27
12/28	Philadelphia (L)	26	34
	(H 3-5, A 3-5)	424	339

2015 (6-10)

3rd Place, NFC East

TOM COUGHLIN, Head Coach

Date	Opponent	Giants	Opp.
9/13	at Dallas (L)	26	27
9/20	Atlanta (L)	20	24
9/24	Washington (W)	32	21
10/4	at Buffalo (W)	24	10
10/11	San Francisco (W)	30	27

10/19	at Philadelphia (L)	7	27
10/25	Dallas (W)	27	20
11/1	at New Orleans (L)	49	52
11/8	at Tampa Bay (W)	32	18
11/15	New England (L)	26	27
11/29	at Washington (L)	14	20
12/6	New York Jets (OT) (L)	20	23
12/14	at Miami (W)	31	24
12/20	Carolina (L)	35	38
12/27	at Minnesota (L)	17	49
1/3	Philadelphia (L)	30	35
	(H 3-5, A 3-5)	420	422

2016 (11-5)

2nd Place, NFC East

BEN McADOO, Head Coach

Date	Opponent	Giants	Opp.
9/11	at Dallas (W)	20	19
9/18	New Orleans (W)	16	13
9/25	Washington (L)	27	29
10/3	at Minnesota (L)	10	24
10/9	at Green Bay (L)	16	23
10/16	Baltimore (W)	27	23
10/23	at Los Angeles (W)	17	10
11/6	Philadelphia (W)	28	23
11/14	Cincinnati (W)	21	20
11/20	Chicago (W)	22	16
11/27	at Cleveland (W)	27	13
12/4	at Pittsburgh (L)	14	24
12/11	Dallas (W)	10	7
12/18	Detroit (W)	17	6
12/22	at Philadelphia (L)	19	24
1/1	at Washington (W)	19	10
	(H 7-1, A 4-4)	310	284

NFC Wild Card

1/8	at Green Bay (L)	13	38
-----	------------------	----	----

2017 (3-13)

4th Place, NFC East

BEN McADOO, Head Coach (2-10)

STEVE SPAGNUOLO (1-3)

Date	Opponent	Giants	Opp.
9/10	at Dallas (L)	3	19
9/18	Detroit (L)	10	24
9/24	at Philadelphia (L)	24	27
10/1	at Tampa Bay (L)	23	25
10/8	LA Chargers (L)	22	27
10/15	at Denver (W)	23	10
10/22	Seattle (L)	7	24
11/5	LA Rams (L)	17	51
11/12	at San Francisco (L)	21	31
11/19	Kansas City (OT) (W)	12	9
11/23	at Washington (L)	10	20
12/3	at Oakland (L)	17	24
12/10	Dallas (L)	10	30
12/17	Philadelphia (L)	29	34
12/24	at Arizona (L)	0	23
12/31	Washington (W)	18	10
	(H 2-6, A 1-7)	246	388

2018 (5-11)

4th Place, NFC East

PAT SHURMUR, Head Coach

Date	Opponent	Giants	Opp.
9/9	Jacksonville (L)	15	20
9/16	at Dallas (L)	13	20
9/23	at Houston (W)	27	22
9/30	New Orleans (L)	18	33
10/7	at Carolina (L)	31	33
10/11	Philadelphia (L)	13	34
10/22	at Atlanta (L)	20	23
10/28	Washington (L)	13	20
11/12	at San Francisco (W)	27	23
11/18	Tampa Bay (W)	38	35
11/25	at Philadelphia (L)	22	25
12/2	Chicago (OT) (W)	30	27
12/9	at Washington (W)	40	16
12/16	Tennessee (L)	0	17
12/23	at Indianapolis (L)	27	28
12/30	Dallas (L)	35	36
	(H 2-6, A 3-5)	369	412

2019 (4-12)

3rd Place, NFC East

PAT SHURMUR, Head Coach

Date	Opponent	Giants	Opp.
------	----------	--------	------

9/8	at Dallas (L)	17	35
9/15	Buffalo (L)	14	28
9/22	at Tampa Bay (W)	32	31
9/29	Washington (W)	24	3
10/6	Minnesota (L)	10	28
10/10	at New England (L)	14	35
10/20	Arizona (L)	21	27
10/27	at Detroit (L)	26	31
11/4	Dallas (L)	18	37
11/10	at New York Jets (L)	27	34
11/24	at Chicago (L)	14	19
12/1	Green Bay (L)	14	31
12/9	at Philadelphia (OT) (L)	17	23
12/15	Miami (W)	36	20
12/22	at Washington (OT) (W)	41	35
12/29	Philadelphia (L)	17	34
	(H 2-6, A 2-6)	341	451

2020'S

2020 (6-10)

2nd Place, NFC East
JOE JUDGE, Head Coach

Date	Opponent	Giants	Opp.
9/14	Pittsburgh (L)	16	26
9/20	at Chicago (L)	13	17
9/27	San Francisco (L)	9	36
10/4	at L.A. Rams (L)	9	17
10/11	at Dallas (L)	34	37
10/18	Washington (W)	20	19
10/22	at Philadelphia (L)	21	22
11/2	Tampa Bay (L)	23	25
11/8	at Washington (W)	23	20
11/15	Philadelphia (W)	27	17
11/29	at Cincinnati (W)	19	17
12/6	at Seattle (W)	17	12
12/13	Arizona (L)	7	26
12/20	Cleveland (L)	6	20
12/27	at Baltimore (L)	13	27
1/3	Dallas (W)	23	19
	(H 3-5, A 3-5)	280	357

2021 (4-13)

4th Place, NFC East
JOE JUDGE, Head Coach

Date	Opponent	Giants	Opp.
9/12	Denver (L)	13	27
9/16	at Washington (L)	29	30
9/26	Atlanta (L)	14	17
10/3	at New Orleans (OT) (W)	27	21
10/10	at Dallas (L)	20	44
10/17	LA Rams (L)	11	38
10/24	Carolina (W)	25	3
11/1	at Kansas City (L)	17	20
11/7	Las Vegas (W)	23	16
11/22	at Tampa Bay (L)	10	30
11/28	Philadelphia (W)	13	7
12/5	at Miami (L)	9	20
12/12	at Los Angeles Chargers (L)	21	37
12/19	Dallas (L)	6	21
12/26	at Philadelphia (L)	10	34
1/2	at Chicago (L)	3	29
1/9	Washington (L)	7	22
	(H 3-5, A 1-8)	258	416

2022 (9-7-1)

3rd Place, NFC East
BRIAN DABOLL, Head Coach

Date	Opponent	Giants	Opp.
9/11	at Tennessee (W)	21	20
9/18	Carolina (W)	19	16
9/26	Dallas (L)	16	23
10/2	Chicago (W)	20	12
10/9	at Green Bay (W)	27	22
10/16	Baltimore (W)	24	20
10/23	at Jacksonville (W)	23	17
10/30	at Seattle (L)	13	27
11/13	Houston (W)	24	16
11/20	Detroit (L)	18	31
11/24	at Dallas (L)	20	28
12/4	Washington (T)	20	20
12/11	Philadelphia (L)	22	48
12/18	at Washington (W)	20	12

12/24	at Minnesota (L)	24	27
1/1	Indianapolis (W)	38	10
1/8	at Philadelphia (L)	16	22
	(H 5-3-1, A 4-4)	365	371
	NFC Wild Card		
1/15	at Minnesota (W)	31	24
	NFC Playoff Game		
1/21	at Philadelphia (L)	7	38

2023 (6-11)

3rd Place, NFC East
BRIAN DABOLL, Head Coach

Date	Opponent	Giants	Opp.
9/10	Dallas (L)	0	40
9/17	at Arizona (W)	31	28
9/21	at San Francisco (L)	12	30
10/2	Seattle (L)	3	24
10/8	at Miami (L)	16	31
10/15	at Buffalo (L)	9	14
10/22	Washington (W)	14	7
10/29	New York Jets (OT) (L)	10	13
11/5	at Las Vegas (L)	6	30
11/12	at Dallas (L)	17	49
11/19	at Washington (W)	31	19
11/26	New England (W)	10	7
12/11	Green Bay (W)	24	22
12/17	at New Orleans (L)	6	24
12/25	at Philadelphia (L)	25	33
12/31	LA Rams (L)	25	26
1/7	Philadelphia (W)	27	10
	(H 4-4, A 2-7)	266	407

2024 (3-14)

4th Place, NFC East
BRIAN DABOLL, Head Coach

Date	Opponent	Giants	Opp.
9/8	Minnesota (L)	6	28
9/15	at Washington (L)	18	21
9/22	at Cleveland (W)	21	15
9/26	Dallas (L)	15	20
10/6	at Seattle (W)	29	20
10/13	Cincinnati (L)	7	17
10/20	Philadelphia (L)	3	20
10/28	at Pittsburgh (L)	18	26
11/3	Washington (L)	22	27
11/10	at Carolina* (OT) (L)	17	20
11/24	Tampa Bay (L)	7	30
11/28	at Dallas (L)	20	27
12/8	New Orleans (L)	11	14
12/15	Baltimore (L)	14	35
12/22	at Atlanta (L)	7	34
12/29	Indianapolis (W)	45	33
1/5	at Philadelphia (L)	13	20
	(H 1-8, A 2-6)	273	415

GIANTS PRESEASON YEAR-BY-YEAR
RESULTS

1950'S

1950 (3-1)

Date	Opponent	Giants	Opp.
8/12	at Ottawa Roughriders (W)	20	6
8/18	Chicago (W)	10	7
	(at Syracuse, N.Y.)		
8/29	Green Bay (L)	0	10
	(at Boston)		
9/7	L.A. Rams (W)	24	14

1951 (3-3)

Date	Opponent	Giants	Opp.
8/11	at Ottawa Roughriders (W)	38	6
8/24	Detroit (L)	21	31
	(at Dallas)		
9/2	Chicago (W)	14	0
	(at Memphis, Tenn.)		
9/8	Washington (L)	10	14
	(at Birmingham, Al.)		
9/20	L.A. Rams (L)	21	23
9/24	Philadelphia (W)	21	6
	(at Hershey, Pa.)		

1952 (3-2)

Date	Opponent	Giants	Opp.
8/16	Green Bay (W)	7	0

8/22	(at Milwaukee) Pittsburgh (W)	24	10
9/2	at Detroit (L)	17	33
9/14	Chicago (L)	7	17
9/18	L.A. Rams (W)	30	17
1953 (3-2)			
Date	Opponent	Giants	Opp.
8/22	Green Bay (L)	7	31
8/28	(at Minneapolis) Detroit (L)	7	38
9/3	(at Dallas) Chicago (W)	14	7
9/12	Baltimore (W)	10	6
9/21	(at St. Louis, Mo.) San Francisco (W)	28	21
1954 (3-3)			
Date	Opponent	Giants	Opp.
8/9	L.A. Rams (L)	7	30
8/14	(Portland, Or.) at San Francisco (L)	35	43
8/21	Cardinals (W)	26	0
9/4	(at Spokane, Wa.) Detroit (L)	13	28
9/12	(at Norman, Okl.) Chicago (W)	28	24
9/18	Green Bay (W)	38	27
9/18	(at Milwaukee)		
1955 (2-4)			
Date	Opponents	Giants	Opp.
8/13	Green Bay (L)	24	30
8/20	(at Spokane, Wa.) San Francisco (W)	28	43
8/28	(at Seattle, Wa.) L.A. Rams (OT) (L)	17	0
9/6	(Portland, Or.) Baltimore (W)	17	28
9/10	(at Minneapolis, Mn.) Chicago (L)	0	24
9/18	at Detroit (L)	17	27
1956 (4-2)			
Date	Opponent	Giants	Opp.
8/20	Baltimore (W)	28	10
8/25	(at Boston, Ma.) at Green Bay (L)	13	17
9/1	L.A. Rams (W)	20	10
9/8	(at Seattle, Wa.) San Francisco (W)	21	14
9/15	(at Portland, Or.) Chicago (L)	10	20
9/23	Cardinals (W)	42	7
9/23	(at Memphis, Tn.)		
1957 (4-2)			
Date	Opponent	Giants	Opp.
8/9	College All-Stars (W)	22	12
8/18	(at Chicago, Ill.) at San Francisco (L)	15	24
8/23	at L.A. Rams (W)	24	7
8/30	Chicago (W)	24	17
9/7	Green Bay (L)	10	13
9/22	(at Boston, Ma.) at Detroit (W)	17	0
1958 (1-5)			
Date	Opponent	Giants	Opp.
8/17	at San Francisco (W)	19	10
8/22	at L.A. Rams (L)	10	38
8/29	at Detroit (L)	17	24
9/6	Green Bay (L)	20	41
9/14	(at Boston) at Baltimore (L)	21	27
9/21	Baltimore (L)	21	42
9/21	(at Louisville, Ky.)		
1959 (3-3)			
Date	Opponent	Giants	Opp.
8/15	Philadelphia (L)	17	21
8/21	(at Hershey, Pa.) Baltimore (L)	3	28
8/29	(at Dallas, Tx.) at Detroit (W)	38	0
9/5	Green Bay (W)	14	0
9/5	(at Bangor, Me.)		

9/11	Chicago (L)	6	18
9/19	San Francisco (W)	17	13
9/19	(at Salt Lake City, Ut.)		

1960'S

1960 (1-3-1)			
Date	Opponent	Giants	Opp.
8/15	Chicago (L)	7	16
8/22	(at Toronto) Green Bay (L)	7	16
8/27	(at Jersey City, N.J.) Dallas (L)	3	14
9/11	(at Louisville, Ky.) Detroit (T)	16	16
9/15	(at New Haven, Conn.) at L.A. Rams (W)	20	6
1961 (2-2-1)			
Date	Opponent	Giants	Opp.
8/12	San Francisco (W)	21	20
8/19	(at Portland, Ore.) at L.A. Rams (T)	17	17
8/26	Dallas (W)	28	10
9/4	(at Albuquerque, N.M.) at Green Bay (L)	17	20
9/10	Baltimore (L)	20	49
9/10	(at New Haven, Conn.)		
1962 (2-2-1)			
Date	Opponent	Giants	Opp.
8/11	St. Louis (T)	21	21
8/19	(Hall of Fame Game, Canton, Oh.) at San Francisco (L)	10	42
8/25	at L.A. Rams (W)	31	24
9/3	at Green Bay (L)	17	20
9/8	Philadelphia (W)	27	10
9/8	(at Princeton, N.J.)		
1963 (2-3)			
Date	Opponent	Giants	Opp.
8/10	Chicago (L)	7	17
8/17	(at Ithaca, N.Y.) Detroit (W)	24	21
8/25	(at Cleveland, Oh.) at Minnesota (L)	16	17
9/2	at Green Bay (L)	17	24
9/7	Philadelphia (W)	34	10
9/7	(at Princeton, N.J.)		
1964 (1-4)			
Date	Opponent	Giants	Opp.
8/8	at Minnesota (L)	7	21
8/15	at Green Bay (L)	10	34
8/22	Washington (L)	24	27
8/29	(at Ithaca, N.Y.) Philadelphia (W)	28	17
9/5	(at Princeton, N.J.) Detroit (L)	10	24
9/5	(at Cleveland, Oh.)		
1965 (1-4)			
Date	Opponent	Giants	Opp.
8/14	at Green Bay (L)	7	44
8/22	Pittsburgh (W)	17	7
8/28	(at New Haven, Conn.) Philadelphia (L)	13	34
9/4	(at Princeton, N.J.) Detroit (L)	21	25
9/11	(at Cleveland, Oh.) Minnesota (L)	9	24
9/11	(at Omaha, Neb.)		
1966 (3-2)			
Date	Opponent	Giants	Opp.
8/6	Pittsburgh (W)	16	14
8/13	(at Ithaca, N.Y.) Atlanta (W)	14	7
8/21	(at Nashville, Tenn.) Detroit (W)	17	7
8/27	(at New Haven, Conn.) Philadelphia (L)	23	24
9/3	(at Princeton, N.J.) at Green Bay (L)	10	37
9/3	(Milwaukee, Wis.)		
1967 (1-3-1)			
Date	Opponent	Giants	Opp.
8/12	Atlanta (T)	10	10

8/18	(at Ithaca, N.Y.) Washington (L)	13	31
8/27	(at Raleigh, N. C.) Minnesota (W)	21	3
9/2	at New Haven, Conn.) Philadelphia (L)	13	24
9/9	(at Princeton, N.J.) at Green Bay (L)	14	31

1968 (2-2)

Date	Opponent	Giants	Opp.
8/10	at Green Bay (W)	15	14
8/17	Atlanta (W)	17	13
	(at Nashville, Tenn.) St. Louis (L)	10	18
8/25	(at New Haven, Conn.) Philadelphia (L)	7	21
9/7	(at Princeton, N.J.)		

1969 (0-5)

Date	Opponent	Giants	Opp.
8/9	at Green Bay (L)	21	22
8/17	New York Jets (L)	14	37
	(at New Haven, Conn.) Philadelphia (L)	17	24
8/30	(at Princeton, N.J.) at Minnesota (L)	27	28
9/11	Pittsburgh (L)	13	17
	(at Montreal)		

1970'S**1970 (2-3-1)**

Date	Opponent	Giants	Opp.
8/8	at Green Bay (T)	31	31
8/15	at San Diego (L)	27	30
8/23	New York Jets (W)	28	24
	(at New Haven, Conn.) at Pittsburgh (L)	6	21
8/28	Philadelphia (W)	27	7
9/5	(at Princeton, N.J.) Cleveland (L)	29	30

1971 (0-6)

Date	Opponent	Giants	Opp.
8/9	at Houston (L)	6	35
8/15	at New England (L)	14	20
8/22	New York Jets (L)	14	27
	(at New Haven, Conn.) Philadelphia (L)	14	26
8/28	(at Princeton, N.J.) at Cleveland (L)	7	30
9/4	Pittsburgh (L)	3	20

1972 (3-2-1)

Date	Opponent	Giants	Opp.
7/29	Kansas City (L)	17	23
	(Hall of Fame Game, Canton, Oh.) at Pittsburgh (L)	10	28
8/5	New York Jets (T)	31	31
	(at New Haven, Conn.) at New England (W)	31	10
8/27	Philadelphia (W)	27	12
9/2	(at Princeton, N.J.) Cleveland (W)	28	21

1973 (6-0)

Date	Opponent	Giants	Opp.
8/4	at San Diego (W)	28	3
8/12	at New England (W)	13	7
8/19	New York Jets (W)	45	30
	(at New Haven, Conn.) Pittsburgh (W)	29	24
8/26	Philadelphia (W)	42	21
9/1	(at Princeton, N. J.) Cleveland (W)	21	10
9/8	(at Akron, Oh.)		

1974 (2-4)

Date	Opponent	Giants	Opp.
8/3	at Houston (L)	7	16
8/11	at New England (W)	21	6
8/17	New York Jets (W)	21	13
	(at New Haven, Conn.) at Pittsburgh (L)	7	17
8/24	Philadelphia (L)	21	24
8/31	(at Princeton, N.J.) at Buffalo (L)	17	23

1975 (4-2)

Date	Opponent	Giants	Opp.
8/10	at New England (W)	28	14
8/16	at San Diego (W)	17	7
8/24	New York Jets (W)	21	20
	(at New Haven, Conn.) Pittsburgh (W)	24	7
8/30	(at Princeton, N.J.) Cleveland (L)	20	24
9/7	(at Seattle, Wash.) at Miami (L)	13	31

1976 (4-2)

Date	Opponent	Giants	Opp.
8/1	at New England (L)	7	13
8/9	New York Jets (W)	16	14
	(at Yankee Stadium) at Houston (W)	30	14
8/14	at Pittsburgh (W)	17	0
8/20	at Green Bay (W)	20	16
8/28	at San Diego (L)	13	14

1977 (1-5)

Date	Opponent	Giants	Opp.
8/6	New England (L)	3	19
8/13	at New Orleans (L)	7	23
8/20	at San Diego (L)	17	29
8/29	Buffalo (OT) (W)	24	21
9/4	New York Jets (L)	0	10
9/11	Miami (L)	21	27

1978 (2-2)

Date	Opponent	Giants	Opp.
8/7	at Cleveland (W)	21	7
8/12	New York Jets (L)	23	27
8/19	Pittsburgh (W)	13	6
8/26	San Diego (L)	6	17

1979 (1-3)

Date	Opponent	Giants	Opp.
8/4	Cleveland (W)	27	7
8/11	at Pittsburgh (L)	3	10
8/18	San Diego (L)	3	7
8/25	New York Jets (L)	6	14

1980**1980 (1-3)**

Date	Opponent	Giants	Opp.
8/9	Pittsburgh (L)	0	13
8/16	Denver (W)	9	6
8/22	at Baltimore (L)	20	37
8/30	New York Jets (L)	7	32

1981 (2-2)

Date	Opponent	Giants	Opp.
8/8	at Chicago (W)	23	7
8/15	Baltimore (W)	20	17
8/22	New York Jets (L)	24	37
8/29	at Pittsburgh (L)	6	31

1982 (1-3)

Date	Opponent	Giants	Opp.
8/14	at Baltimore (L)	14	19
8/21	Pittsburgh (L)	10	13
8/28	New York Jets (W)	22	10
9/3	at Miami (OT) (L)	13	16

1983 (3-1)

Date	Opponent	Giants	Opp.
8/7	New York Jets (W)	23	16
8/12	at Pittsburgh (W)	22	13
8/20	Baltimore (W)	27	24
8/26	Miami (L)	3	24

1984 (3-1)

Date	Opponent	Giants	Opp.
8/3	at New England (W)	48	20
8/11	at Indianapolis (L)	20	26
8/18	New York Jets (W)	20	14
8/25	Pittsburgh (W)	16	9

1985 (5-0)

Date	Opponent	Giants	Opp.
8/3	Houston (W)	21	20
	(HOF Game Canton, OH) at Denver (W)	30	20
8/10	Green Bay (W)	10	2
8/17	New York Jets (OT) (W)	34	31
8/24	at Pittsburgh (W)	24	14

1986 (3-1)

Date	Opponent	Giants	Opp.
8/6	at Atlanta (L)	24	31
8/16	at Green Bay (W)	22	14
8/23	New York Jets (W)	20	16
8/30	Pittsburgh (W)	17	3

1987 (3-1)

Date	Opponent	Giants	Opp.
8/16	at New England (W)	19	17
8/22	Cleveland (W)	24	10
8/29	New York Jets (L)	23	30
9/5	at Pittsburgh (W)	26	20

1988 (3-1)

Date	Opponent	Giants	Opp.
8/6	at Green Bay (W)	34	3
8/13	New York Jets (W)	24	21
8/20	Pittsburgh (W)	28	17
8/26	at Cleveland (L)	13	17

1989 (3-1)

Date	Opponent	Giants	Opp.
8/12	at New England (W)	20	17
8/20	at Kansas City (W)	45	7
8/26	New York Jets (W)	21	17
9/2	Pittsburgh (L)	10	13

1990'S**1990 (4-0)**

Date	Opponent	Giants	Opp.
8/13	at Buffalo (W)	20	6
8/18	at Houston (W)	13	10
8/25	New York Jets (W)	17	7
9/1	Cleveland (W)	28	10

1991 (2-2)

Date	Opponent	Giants	Opp.
8/5	Buffalo (W)	23	17
8/10	at Cleveland (L)	10	16
8/17	New York Jets (W)	24	20
8/24	at New England (L)	3	24

1992 (2-2)

Date	Opponent	Giants	Opp.
8/9	Cincinnati (W)	13	7
8/15	Cleveland (W)	16	7
8/22	at New York Jets (L)	14	20
8/29	at Pittsburgh (L)	3	24

1993 (2-2)

Date	Opponent	Giants	Opp.
8/7	at Cincinnati (W)	27	16
8/14	Pittsburgh (L)	17	23
8/21	New York Jets (W)	14	13
8/28	at Miami (L)	17	23

1994 (1-4)

Date	Opponent	Giants	Opp.
7/30	Miami (L)	19	20
8/6	Cleveland (L)	15	24
8/13	San Diego (Berlin) (W)	28	20
8/20	at New York Jets (L)	10	13
8/27	at Chicago (L)	21	27

1995 (3-1)

Date	Opponent	Giants	Opp.
8/6	at Cleveland (W)	19	13
8/11	vs. New Orleans (W)	14	13
8/19	vs. New York Jets (W)	32	31
8/26	at Carolina (L)	3	6

1996 (1-3)

Date	Opponent	Giants	Opp.
8/2	at Jacksonville (W)	24	17
8/10	Baltimore (L)	27	37
8/17	at New York Jets (L)	6	13
8/23	Carolina (L)	7	34

1997 (1-3)

Date	Opponent	Giants	Opp.
8/2	at Baltimore (W)	21	20
8/9	Jacksonville (L)	16	38
8/16	New York Jets (L)	17	27
8/22	Green Bay (L) (at Madison, WI)	17	22

1998 (1-3)

Date	Opponent	Giants	Opp.
8/8	Cincinnati (W)	24	17
8/14	at Jacksonville (L)	10	24
8/20	at New York Jets (L)	23	27

8/28	Baltimore (L)	6	14
------	---------------	---	----

1999 (2-2)

Date	Opponent	Giants	Opp.
8/13	at Minnesota (W)	36	21
8/21	Jacksonville (W)	27	20
8/28	New York Jets (L)	10	16
9/3	at Baltimore (L)	28	24

2000'S**2000 (0-4)**

Date	Opponent	Giants	Opp.
8/5	Chicago (L)	8	20
8/11	at Jacksonville (L)	13	16
8/19	at New York Jets (L)	24	27
8/25	Baltimore (L)	17	24

2001 (1-3)

Date	Opponent	Giants	Opp.
8/11	at New England (L)	0	14
8/16	Jacksonville (W)	27	5
8/25	New York Jets (L)	14	17
8/31	at Baltimore (L)	9	38

2002 (3-2)

Date	Opponent	Giants	Opp.
8/5	vs. Houston (W) (HOF Game Canton, OH)	34	17
8/10	New England (W)	22	19
8/17	at Atlanta (L)	24	36
8/24	at New York Jets (L)	7	28
8/29	Baltimore (W)	13	0

2003 (1-3)

Date	Opponent	Giants	Opp.
8/7	at New England (L)	6	26
8/15	Carolina (L)	10	20
8/23	New York Jets (L)	14	15
8/28	at Baltimore (W)	30	24

2004 (1-3)

Date	Opponent	Giants	Opp.
8/13	Kansas City (W)	34	24
8/19	at Carolina (L)	20	27
8/27	at New York Jets (L)	10	17
9/2	Baltimore (L)	17	27

2005 (3-1)

Date	Opponent	Giants	Opp.
8/13	at Cleveland (L)	14	17
8/20	Carolina (W)	27	21
8/23	New York Jets (W)	15	14
9/1	at New England (W)	27	3

2006 (4-0)

Date	Opponent	Giants	Opp.
8/11	at Baltimore (W)	17	16
8/17	Kansas City (W)	17	0
8/25	at New York Jets (W)	13	7
8/31	New England (W)	31	23

2007 (1-3)

Date	Opponent	Giants	Opp.
8/11	Carolina (L)	21	24
8/19	at Baltimore (W)	13	12
8/25	New York Jets (L)	12	20
8/30	at New England (L)	20	27

2008 (2-2)

Date	Opponent	Giants	Opp.
8/7	at Detroit (L)	10	13
8/18	Cleveland (W)	37	34
8/23	at New York Jets (L)	7	10
8/28	New England (W)	19	14

2009 (1-3)

Date	Opponent	Giants	Opp.
8/17	vs. Carolina (W)	24	17
8/22	at Chicago (L)	3	17
8/29	vs. New York Jets (L)	25	27
9/3	at New England (L)	27	38

2010'S**2010 (2-2)**

Date	Opponent	Giants	Opp.
8/16	at New York Jets (W)	31	16
8/21	Pittsburgh (L)	17	24
8/28	at Baltimore (L)	10	24
9/2	New England (W)	20	17

2011 (2-2)

Date	Opponent	Giants	Opp.
8/13	at Carolina (L)	10	20
8/22	Chicago (W)	41	13
8/29	New York Jets (L)	3	17
9/1	at New England (W)	18	17

2012 (2-2)

Date	Opponent	Giants	Opp.
8/10	at Jacksonville (L)	31	32
8/18	at New York Jets (W)	26	3
8/24	Chicago (L)	17	20
9/1	New England (W)	6	3

2013 (1-3)

Date	Opponent	Giants	Opp.
8/10	at Pittsburgh (W)	18	13
8/18	Indianapolis (L)	12	20
8/24	New York Jets (OT) (L)	24	21
8/29	at New England (L)	20	28

2014 (5-0)

Date	Opponent	Giants	Opp.
8/3	at Buffalo (HOF) (W)	17	30
8/9	Pittsburgh (W)	20	16
8/16	at Indianapolis (W)	27	26
8/24	at New York Jets (W)	35	24
8/29	New England (W)	16	13

2015 (2-2)

Date	Opponent	Giants	Opp.
8/14	at Cincinnati (L)	10	23
8/22	Jacksonville (W)	22	12
8/29	New York Jets (L)	28	18
9/3	at New England (W)	12	9

2016 (2-2)

Date	Opponent	Giants	Opp.
8/12	Miami (L)	10	27
8/20	at Buffalo (L)	0	21
8/27	at New York Jets (W)	21	20
9/1	New England (W)	17	9

2017 (2-2)

Date	Opponent	Giants	Opp.
8/11	Pittsburgh (L)	12	20
8/21	at Cleveland (L)	6	10
8/26	New York Jets (W)	32	31
8/31	at New England (W)	40	38

2018 (2-2)

Date	Opponent	Giants	Opp.
8/9	Cleveland (L)	10	20
8/17	at Detroit (W)	30	17
8/24	at New York Jets (W)	22	16
8/30	New England (L)	12	17

2019 (4-0)

Date	Opponent	Giants	Opp.
8/8	New York Jets (W)	31	22
8/16	Chicago (W)	32	13
8/22	at Cincinnati (W)	25	23
8/29	at New England (W)	31	29

2020'S**2020**

No Preseason Games

2021 (0-3)

Date	Opponent	Giants	Opp.
8/24	New York Jets (L)	7	12
8/22	at Cleveland (L)	13	17
8/29	New England (L)	20	22

2022 (2-1)

Date	Opponent	Giants	Opp.
8/11	at New England (W)	23	21
8/21	Cincinnati (W)	25	22
8/28	at Jets (L)	27	31

2023 (1-2)

Date	Opponent	Giants	Opp.
8/11	at Detroit (L)	16	21
8/18	Carolina (W)	21	19
8/26	Jets (L)	24	32

2024 (1-2)

Date	Opponent	Giants	Opp.
8/8	Detroit (W)	14	3
8/17	at Houston (L)	10	38
8/24	at Jets (L)	6	10

ALL-TIME SERIES RESULTS***ARIZONA VS. N.Y. GIANTS**

RS: Giants lead series, 81-46-2

1926	Giants, 20-0 (NY)
1927	Giants, 28-7 (NY)
1929	Giants, 24-21 (NY)
1930	Giants, 25-12 (NY)
	Giants, 13-7 (C)
1935	Cardinals, 14-13 (NY)
1936	Giants, 14-6 (NY)
1938	Giants, 6-0 (NY)
1939	Giants, 17-7 (NY)
1941	Cardinals, 10-7 (NY)
1942	Giants, 21-7 (NY)
1943	Giants, 24-13 (NY)
1946	Giants, 28-24 (NY)
1947	Giants, 35-31 (NY)
1948	Cardinals, 63-35 (NY)
1949	Giants, 41-38 (C)
1950	Cardinals, 17-3 (C)
	Giants, 51-21 (NY)
1951	Giants, 28-17 (NY)
	Giants, 10-0 (C)
1952	Cardinals, 24-23 (NY)
	Giants, 28-6 (C)
1953	Giants, 21-7 (NY)
	Giants, 23-20 (C)
1954	Giants, 41-10 (C)
	Giants, 31-17 (NY)
1955	Cardinals, 28-17 (C)
	Giants, 10-0 (NY)
1956	Cardinals, 35-27 (C)
	Giants, 23-10 (NY)
1957	Giants, 27-14 (NY)
	Giants, 28-21 (C)
1958	Giants, 37-7 (Buffalo)
	Cardinals, 23-6 (NY)
1959	Giants, 9-3 (NY)
	Giants, 30-20 (Minn)
1960	Giants, 35-14 (StL)
	Cardinals, 20-13 (NY)
1961	Cardinals, 21-10 (NY)
	Giants, 24-9 (StL)
1962	Giants, 31-14 (StL)
	Giants, 31-28 (NY)
1963	Giants, 38-21 (StL)
	Cardinals, 24-17 (NY)
1964	Giants, 34-17 (NY)
	Tie, 10-10 (StL)
1965	Giants, 14-10 (NY)
	Giants, 28-15 (StL)
1966	Cardinals, 24-19 (StL)
	Cardinals, 20-17 (NY)
1967	Giants, 37-20 (StL)
	Giants, 37-14 (NY)
1968	Cardinals, 28-21 (NY)
1969	Cardinals, 42-17 (StL)
	Giants, 49-6 (NY)
1970	Giants, 35-17 (NY)
	Giants, 34-17 (StL)
1971	Giants, 21-20 (StL)
	Cardinals, 24-7 (NY)
1972	Giants, 27-21 (NY)
	Giants, 13-7 (StL)
1973	Cardinals, 35-27 (StL)
	Giants, 24-13 (New Haven)
1974	Cardinals, 23-21 (New Haven)
	Cardinals, 26-14 (StL)
1975	Cardinals, 26-14 (StL)
	Cardinals, 20-13 (NY)
1976	Cardinals, 27-21 (StL)
	Cardinals, 17-14 (NY)
1977	Cardinals, 28-0 (StL)
	Giants, 27-7 (NY)
1978	Cardinals, 20-10 (StL)
	Giants, 17-0 (NY)
1979	Cardinals, 27-14 (NY)
	Cardinals, 29-20 (StL)
1980	Giants, 41-35 (StL)
	Cardinals, 23-7 (NY)

1981	Giants, 34-14 (NY)
	Giants, 20-10 (StL)
1982	Cardinals, 24-21 (StL)
1983	Tie, 20-20 (StL) OT
	Cardinals, 10-6 (NY)
1984	Giants, 16-10 (NY)
	Cardinals, 31-21 (StL)
1985	Giants, 27-17 (NY)
	Giants, 34-3 (StL)
1986	Giants, 13-6 (StL)
	Giants, 27-7 (NY)
1987	Giants, 30-7 (NY)
	Cardinals, 27-24 (StL)
1988	Cardinals, 24-17 (P)
	Giants, 44-7 (NY)
1989	Giants, 35-7 (NY)
	Giants, 20-13 (P)
1990	Giants, 20-19 (NY)
	Giants, 24-21 (P)
1991	Giants, 20-9 (NY)
	Giants, 21-14 (P)
1992	Giants, 31-21 (NY)
	Cardinals, 19-0 (P)
1993	Giants, 19-17 (NY)
	Cardinals, 17-6 (P)
1994	Giants, 20-17 (A)
	Cardinals, 10-9 (NY)
1995	Giants, 27-21 (NY) OT
	Giants, 10-6 (A)
1996	Giants, 16-8 (NY)
	Cardinals, 31-23 (A)
1997	Giants, 27-13 (A)
	Giants, 19-10 (NY)
1998	Giants, 34-7 (NY)
	Giants, 23-19 (A)
1999	Cardinals, 14-3 (A)
	Cardinals, 34-24 (NY)
2000	Giants, 21-16 (NY)
	Giants, 31-7 (A)
2001	Giants, 17-10 (A)
	Giants, 17-13 (NY)
2002	Cardinals, 21-7 (A)
2004	Cardinals, 17-14 (A)
2005	Giants, 42-19 (NY)
2008	Giants, 37-29 (A)
2009	Cardinals, 24-17 (NY)
2011	Giants, 31-27 (A)
2014	Cardinals, 25-14 (NY)
2017	Cardinals, 23-0 (A)
2019	Cardinals, 27-21 (NY)
2020	Cardinals, 26-7 (NY)
2023	Giants, 31-28 (A)

RS Pts.—Giants 2,819, Cardinals 2,255

*Franchise known as Phoenix prior to 1994, in St. Louis prior to 1988, and in Chicago prior to 1960

ATLANTA VS. N.Y. GIANTS

RS: Falcons lead series, 15-11
PS: Giants lead series, 1-0

1966	Falcons, 27-16 (NY)
1968	Falcons, 24-21 (A)
1971	Giants, 21-17 (A)
1974	Falcons, 14-7 (New Haven)
1977	Falcons, 17-3 (A)
1978	Falcons, 23-20 (A)
1979	Giants, 24-3 (NY)
1981	Giants, 27-24 (A) OT
1982	Falcons, 16-14 (NY)
1983	Giants, 16-13 (A) OT
1984	Giants, 19-7 (A)
1988	Giants, 23-16 (A)
1998	Falcons, 34-20 (NY)
2000	Giants, 13-6 (A)
2002	Falcons, 17-10 (NY)
2003	Falcons, 27-7 (NY)
2004	Falcons, 14-10 (NY)
2006	Giants, 27-14 (A)
2007	Giants, 31-10 (A)
2009	Giants, 34-31 (NY) OT
2011	*Giants, 24-2 (NY)
2012	Falcons, 34-0 (A)
2014	Giants, 30-20 (NY)
2015	Falcons, 24-20 (NY)

2018	Falcons, 23-20 (A)
2021	Falcons, 17-14 (NY)
2024	Falcons, 34-7 (A)
RS Pts.—Falcons 512, Giants 460	
PS Pts.—Giants 24, Falcons 2	

*NFC First-Round Playoff

BALTIMORE VS. N.Y. GIANTS

RS: Ravens lead series, 5-3
PS: Ravens lead series, 1-0

1997	Ravens, 24-23 (NY)
2000	*Ravens, 34-7 (Tampa)
2004	Ravens, 37-14 (B)
2008	Giants, 30-10 (NY)
2012	Ravens, 33-14 (B)
2016	Giants, 27-13 (NY)
2020	Ravens, 27-13 (B)
2022	Giants, 24-20 (NY)
2024	Ravens, 35-14 (NY)
RS Pts.—Ravens 209, Giants 159	
PS Pts.—Ravens 34, Giants 7	

*Super Bowl XXXV

BUFFALO VS. N.Y. GIANTS

RS: Bills lead series, 8-6
PS: Giants lead series, 1-0

1970	Giants, 20-6 (NY)
1975	Giants, 17-14 (B)
1978	Bills, 41-17 (B)
1987	Bills, 6-3 (B) OT
1990	Bills, 17-13 (NY)
	*Giants, 20-19 (Tampa)
1993	Bills, 17-14 (B)
1996	Bills, 23-20 (NY) OT
1999	Giants, 19-17 (B)
2003	Bills, 24-7 (NY)
2007	Giants, 38-21 (B)
2011	Giants, 27-24 (NY)
2015	Giants, 24-10 (B)
2019	Bills, 28-14 (NY)
2023	Bills, 14-9 (B)
RS Pts.—Bills 262, Giants 242	
PS Pts.—Giants 20, Bills 19	

*Super Bowl XXV

CAROLINA VS. N.Y. GIANTS

RS: Panthers lead, 7-6
PS: Panthers lead series, 1-0

1996	Panthers, 27-17 (C)
2003	Panthers, 37-24 (NY)
2005	*Panthers, 23-0 (NY)
2006	Giants, 27-13 (C)
2008	Giants, 34-28 (NY) OT
2009	Panthers, 41-9 (NY)
2010	Giants, 31-18 (NY)
2012	Giants, 36-7 (C)
2013	Panthers, 38-0 (C)
2015	Panthers, 38-35 (NY)
2018	Panthers, 33-31 (C)
2021	Giants, 25-3 (NY)
2022	Giants, 19-16 (NY)
2024	Panthers, 20-17 OT (Munich)
RS Pts.—Panthers 319, Giants 305	
PS Pts.—Panthers 23, Giants 0	

*NFC First-Round Playoff

CHICAGO VS. N.Y. GIANTS

RS: Bears lead series, 31-22-2
PS: Bears lead series, 5-3

1925	Bears, 19-7 (NY)
	Giants, 9-0 (C)
1926	Bears, 7-0 (C)
1927	Giants, 13-7 (NY)
1928	Bears, 13-0 (C)
1929	Giants, 26-14 (C)
	Giants, 34-0 (NY)
	Giants, 14-9 (C)
1930	Giants, 12-0 (C)
	Bears, 12-0 (NY)
1931	Bears, 6-0 (C)
	Bears, 12-6 (NY)
	Giants, 25-6 (C)
1932	Bears, 28-8 (NY)
	Bears, 6-0 (C)
1933	Bears, 14-10 (C)
	Giants, 3-0 (NY)
	*Bears, 23-21 (C)

1934	Bears, 27-7 (C)
	Bears, 10-9 (NY)
	*Giants, 30-13 (NY)
1935	Bears, 20-3 (NY)
	Giants, 3-0 (C)
1936	Bears, 25-7 (NY)
1937	Tie, 3-3 (NY)
1939	Giants, 16-13 (NY)
1940	Bears, 37-21 (NY)
1941	*Bears, 37-9 (C)
1942	Bears, 26-7 (NY)
1943	Bears, 56-7 (NY)
1946	Giants, 14-0 (NY)
	*Bears, 24-14 (NY)
1948	Bears, 35-14 (C)
1949	Giants, 35-28 (NY)
1956	Tie, 17-17 (NY)
	*Giants, 47-7 (NY)
1962	Giants, 26-24 (C)
1963	*Bears, 14-10 (C)
1965	Bears, 35-14 (NY)
1967	Bears, 34-7 (C)
1969	Giants, 28-24 (NY)
1970	Bears, 24-16 (NY)
1974	Bears, 16-13 (C)
1977	Bears, 12-9 (NY) OT
1985	**Bears, 21-0 (C)
1987	Bears, 34-19 (C)
1990	**Giants, 31-3 (NY)
1991	Bears, 20-17 (C)
1992	Giants, 27-14 (C)
1993	Giants, 26-20 (C)
1995	Bears, 27-24 (NY)
2000	Giants, 14-7 (C)
2004	Bears, 28-21 (NY)
2006	Bears, 38-20 (NY)
2007	Giants, 21-16 (C)
2010	Giants, 17-3 (NY)
2013	Bears, 27-21 (C)
2016	Giants, 22-16 (NY)
2018	Giants, 30-27 (NY) OT
2019	Bears, 19-14 (NY)
2020	Bears, 17-13 (CHI)
2021	Bears, 29-3 (CHI)
2022	Giants, 20-12 (NY)

RS Pts.—Bears 973, Giants 772
PS Pts.—Giants 162, Bears 142

*NFL Championship
**NFC Divisional Playoff

CINCINNATI VS. N.Y. GIANTS

RS: Bengals lead series, 7-4

1972	Bengals, 13-10 (C)
1977	Bengals, 30-13 (C)
1985	Bengals, 35-30 (C)
1991	Bengals, 27-24 (C)
1994	Giants, 27-20 (NY)
1997	Giants, 29-27 (NY)
2004	Bengals, 23-22 (C)
2008	Giants, 26-23 (NY) OT
2012	Bengals, 31-13 (C)
2016	Giants, 21-10 (NY)
2020	Giants, 19-17 (NY)
2024	Bengals, 17-7 (NY)

RS Pts.—Bengals 283, Giants 241

CLEVELAND VS. N.Y. GIANTS

RS: Browns lead series, 27-22-2
PS: Series tied, 1-1

1950	Giants, 6-0 (C)
	Giants, 17-13 (NY)
	*Browns, 8-3 (C)
1951	Browns, 14-13 (C)
	Browns, 10-0 (NY)
1952	Giants, 17-9 (C)
	Giants, 37-34 (NY)
1953	Browns, 7-0 (NY)
	Browns, 62-14 (C)
1954	Browns, 24-14 (C)
	Browns, 16-7 (NY)
1955	Browns, 24-14 (C)

1956	Tie, 35-35 (NY)
	Giants, 21-9 (C)
	Browns, 24-7 (NY)
1957	Browns, 6-3 (C)
	Browns, 34-28 (NY)
1958	Giants, 21-17 (C)
	Giants, 13-10 (NY)
	*Giants, 10-0 (NY)
1959	Giants, 10-6 (C)
	Giants, 48-7 (NY)
1960	Giants, 17-13 (C)
	Browns, 48-34 (NY)
1961	Giants, 37-21 (C)
	Tie, 7-7 (NY)
1962	Browns, 17-7 (C)
	Giants, 17-13 (NY)
1963	Browns, 35-24 (NY)
	Giants, 33-6 (C)
1964	Browns, 42-20 (C)
	Browns, 52-20 (NY)
1965	Browns, 38-14 (NY)
	Browns, 34-21 (C)
1966	Browns, 28-7 (NY)
	Browns, 49-40 (C)
1967	Giants, 38-34 (NY)
	Browns, 24-14 (C)
1968	Browns, 45-10 (C)
1969	Browns, 28-17 (C)
	Giants, 27-14 (NY)
1973	Browns, 12-10 (C)
1977	Browns, 21-7 (NY)
1985	Browns, 35-33 (NY)
1991	Giants, 13-10 (NY)
1994	Giants, 16-13 (C)
2000	Giants, 24-3 (C)
2004	Giants, 27-10 (NY)
2008	Browns, 35-14 (C)
2012	Giants, 41-27 (NY)
2016	Giants, 27-13 (C)
2020	Browns, 20-6 (NY)
2024	Giants, 21-15 (C)

RS Pts.—Browns 1,123, Giants 968
PS Pts.—Giants 13, Browns 8

*Conference Playoff

DALLAS VS. N.Y. GIANTS

RS: Cowboys lead series, 77-46-2
PS: Giants lead series, 1-0

1960	Tie, 31-31 (NY)
1961	Giants, 31-10 (D)
	Cowboys, 17-16 (NY)
1962	Giants, 41-10 (D)
	Giants, 41-31 (NY)
1963	Giants, 37-21 (NY)
	Giants, 34-27 (D)
1964	Tie, 13-13 (D)
	Cowboys, 31-21 (NY)
1965	Cowboys, 31-2 (D)
	Cowboys, 38-20 (NY)
1966	Cowboys, 52-7 (D)
	Cowboys, 17-7 (NY)
1967	Cowboys, 38-24 (D)
1968	Giants, 27-21 (D)
	Cowboys, 28-10 (NY)
1969	Cowboys, 25-3 (D)
1970	Cowboys, 28-10 (D)
	Giants, 23-20 (NY)
1971	Cowboys, 20-13 (D)
	Cowboys, 42-14 (NY)
1972	Cowboys, 23-14 (NY)
	Giants, 23-3 (D)
1973	Cowboys, 45-28 (D)
	Cowboys, 23-10 (New Haven)
1974	Giants, 14-6 (D)
	Cowboys, 21-7 (New Haven)
1975	Cowboys, 13-7 (NY)
	Cowboys, 14-3 (D)
1976	Cowboys, 24-14 (NY)
	Cowboys, 9-3 (D)
1977	Cowboys, 41-21 (D)
	Cowboys, 24-10 (NY)
1978	Cowboys, 34-24 (NY)
	Cowboys, 24-3 (D)

1979 Cowboys, 16-14 (NY)
Cowboys, 28-7 (D)
1980 Cowboys, 24-3 (D)
Giants, 38-35 (NY)
1981 Cowboys, 18-10 (D)
Giants, 13-10 (NY) OT
1983 Cowboys, 28-13 (D)
Cowboys, 38-20 (NY)
1984 Giants, 28-7 (NY)
Giants, 19-7 (D)
1985 Cowboys, 30-29 (NY)
Cowboys, 28-21 (D)
1986 Cowboys, 31-28 (D)
Giants, 17-14 (NY)
1987 Cowboys, 16-14 (NY)
Cowboys, 33-24 (D)
1988 Giants, 12-10 (D)
Giants, 29-21 (NY)
1989 Giants, 30-13 (D)
Giants, 15-0 (NY)
1990 Giants, 28-7 (D)
Giants, 31-17 (NY)
1991 Cowboys, 21-16 (D)
Giants, 22-9 (NY)
1992 Cowboys, 34-28 (NY)
Cowboys, 30-3 (D)
1993 Cowboys, 31-9 (D)
Cowboys, 16-13 (NY) OT
1994 Cowboys, 38-10 (D)
Giants, 15-10 (NY)
1995 Cowboys, 35-0 (NY)
Cowboys, 21-20 (D)
1996 Cowboys, 27-0 (D)
Giants, 20-6 (NY)
1997 Giants, 20-17 (NY)
Giants, 20-7 (D)
1998 Cowboys, 31-7 (NY)
Cowboys, 16-6 (D)
1999 Giants, 13-10 (NY)
Cowboys, 26-18 (D)
2000 Giants, 19-14 (NY)
Giants, 17-13 (D)
2001 Giants, 27-24 (NY) OT
Cowboys, 20-13 (D)
2002 Giants, 21-17 (D)
Giants, 37-7 (NY)
2003 Cowboys, 35-32 (NY) OT
Cowboys, 19-3 (D)
2004 Giants, 26-10 (D)
Giants, 28-24 (NY)
2005 Cowboys, 16-13 (D) OT
Giants, 17-10 (NY)
2006 Giants, 36-22 (D)
Cowboys, 23-20 (NY)
2007 Cowboys, 45-35 (D)
Cowboys, 31-20 (NY)
*Giants, 21-17 (D)
2008 Giants, 35-14 (NY)
Cowboys, 20-8 (D)
2009 Giants, 33-31 (D)
Giants, 31-24 (NY)
2010 Giants, 41-35 (D)
Cowboys, 33-20 (NY)
2011 Giants 37-34 (D)
Giants 31-14 (NY)
2012 Cowboys, 24-17 (NY)
Giants, 29-24 (D)
2013 Cowboys, 36-31 (D)
Cowboys, 24-21 (NY)
2014 Cowboys, 31-21 (D)
Cowboys, 31-28 (NY)
2015 Cowboys, 27-26 (D)
Giants, 27-20 (NY)
2016 Giants, 20-19 (D)
Giants, 10-7 (NY)
2017 Cowboys, 19-3 (D)
Cowboys, 30-10 (NY)
2018 Cowboys, 20-13 (D)
Cowboys, 35-36 (NY)
2019 Cowboys, 35-17 (D)
Cowboys, 37-18 (NY)

2020 Cowboys, 37-34 (D)
Giants, 23-19 (NY)
2021 Cowboys, 44-20 (D)
Cowboys, 21-6 (NY)
2022 Cowboys, 23-16 (NY)
Cowboys, 28-20 (D)
2023 Cowboys, 40-0 (NY)
Cowboys, 49-17 (D)
2024 Cowboys, 20-15 (NY)
Cowboys, 27-20 (D)
2025 Cowboys, 40-37 (D) OT
RS Pts. — Cowboys 2,974, Giants 2,423
PS Pts. — Giants 21, Cowboys 17

*NFC Divisional Playoff

DENVER VS. N.Y. GIANTS

RS: Broncos lead series, 7-6
PS: Giants lead series, 1-0

1972 Giants, 29-17 (NY)
1976 Broncos, 14-13 (D)
1980 Broncos, 14-9 (NY)
1986 Giants, 19-16 (NY)
*Giants, 39-20 (Pasadena)
1989 Giants, 14-7 (D)
1992 Broncos, 27-13 (D)
1998 Giants, 20-16 (NY)
2001 Broncos, 31-20 (D)
2005 Giants, 24-23 (NY)
2009 Broncos, 26-6 (D)
2013 Broncos, 41-23 (NY)
2017 Giants, 23-10 (D)
2021 Broncos, 27-13 (D)
RS Pts. — Broncos 269, Giants 226
PS Pts. — Giants 39, Broncos 20

*Super Bowl XXI

*DETROIT VS. N.Y. GIANTS

RS: Lions leads series, 24-21-1
PS: Lions lead series, 1-0

1930 Giants, 19-6 (P)
1931 Spartans, 14-6 (P)
Giants, 14-0 (NY)
1932 Spartans, 7-0 (P)
Spartans, 6-0 (NY)
1933 Spartans, 17-7 (P)
Giants, 13-10 (NY)
1934 Lions, 9-0 (D)
1935 **Lions, 26-7 (D)
1936 Giants, 14-7 (NY)
Lions, 38-0 (D)
1937 Lions, 17-0 (NY)
1939 Lions, 18-14 (D)
1941 Giants, 20-13 (NY)
1943 Tie, 0-0 (D)
1945 Giants, 35-14 (NY)
1947 Lions, 35-7 (D)
1949 Lions, 45-21 (NY)
1953 Lions, 27-16 (NY)
1955 Giants, 24-19 (D)
1958 Giants, 19-17 (D)
1962 Giants, 17-14 (NY)
1964 Lions, 26-3 (D)
1967 Lions, 30-7 (NY)
1969 Lions, 24-0 (D)
1972 Lions, 30-16 (D)
1974 Lions, 20-19 (D)
1976 Giants, 24-10 (NY)
1982 Giants, 13-6 (D)
1983 Lions, 15-9 (D)
1988 Giants, 30-10 (NY)
Giants, 13-10 (D) OT
1989 Giants, 24-14 (NY)
1990 Giants, 20-0 (NY)
1994 Lions, 28-25 (NY) OT
1996 Giants, 35-7 (D)
1997 Giants, 26-20 (D) OT
2000 Lions, 31-21 (NY)
2004 Lions, 28-13 (NY)
2007 Giants, 16-10 (D)
2010 Giants, 28-20 (NY)
2013 Giants, 23-20 (D) OT
2014 Lions, 35-14 (D)
2016 Giants, 17-6 (NY)
2017 Lions, 24-10 (NY)

2019 Lions, 31-26 (D)
 2022 Lions, 31-18 (NY)
RS Pts.—Lions 819, Giants 696
PS Pts.—Lions 26, Giants 7
 *Franchise in Portsmouth prior to 1934 and known as the Spartans
 **NFL Championship

GREEN BAY VS. N.Y. GIANTS

RS: Packers lead series, 29-25-2
PS: Packers lead series, 5-3

1928 Giants, 6-0 (GB)
 Packers, 7-0 (NY)
 1929 Packers, 20-6 (NY)
 1930 Packers, 14-7 (GB)
 Giants, 13-6 (NY)
 1931 Packers, 27-7 (GB)
 Packers, 14-10 (NY)
 1932 Packers, 13-0 (GB)
 Giants, 6-0 (NY)
 1933 Giants, 10-7 (Mil)
 Giants, 17-6 (NY)
 1934 Packers, 20-6 (Mil)
 Giants, 17-3 (NY)
 1935 Packers, 16-7 (GB)
 1936 Packers, 26-14 (NY)
 1937 Giants, 10-0 (NY)
 1938 Giants, 15-3 (NY)
 *Giants, 23-17 (NY)
 1939 *Packers, 27-0 (Mil)
 1940 Giants, 7-3 (NY)
 1942 Tie, 21-21 (NY)
 1943 Packers, 35-21 (NY)
 1944 Giants, 24-0 (NY)
 *Packers, 14-7 (NY)
 1945 Packers, 23-14 (NY)
 1947 Tie, 24-24 (NY)
 1948 Giants, 49-3 (Mil)
 1949 Giants, 30-10 (GB)
 1952 Packers, 17-3 (NY)
 1957 Giants, 31-17 (GB)
 1959 Giants, 20-3 (NY)
 1961 Packers, 20-17 (Mil)
 *Packers, 37-0 (GB)
 1962 *Packers, 16-7 (NY)
 1967 Packers, 48-21 (NY)
 1969 Packers, 20-10 (Mil)
 1971 Giants, 42-40 (GB)
 1973 Packers, 16-14 (New Haven)
 1975 Packers, 40-14 (Mil)
 1980 Giants, 27-21 (NY)
 1981 Packers, 27-14 (NY)
 Packers, 26-24 (Mil)
 1982 Packers, 27-19 (NY)
 1983 Giants, 27-3 (NY)
 1985 Packers, 23-20 (GB)
 1986 Giants, 55-24 (NY)
 1987 Giants, 20-10 (NY)
 1992 Giants, 27-7 (NY)
 1995 Packers, 14-6 (GB)
 1998 Packers, 37-3 (NY)
 2001 Packers, 34-25 (NY)
 2004 Giants, 14-7 (GB)
 2007 Packers, 35-13 (NY)
 **Giants, 23-20 (GB) OT
 Packers 45-17 (GB)
 2011 Packers, 38-35 (NY)
 ***Giants, 37-20 (GB)
 2012 Giants, 38-10 (NY)
 2013 Giants, 27-13 (NY)
 2016 Packers, 23-16 (GB)
 ****Packers, 38-13 (GB)
 2019 Packers, 31-13 (NY)
 2022 Giants, 27-22 (London)
 2023 Giants, 24-22 (NY)

RS Pts.—Packers 1,021, Giants 1,004
PS Pts.—Packers 189, Giants 110

*NFL Championship
 **NFC Championship Game
 ***Divisional Playoff
 ****Wild Card

HOUSTON VS. N.Y. GIANTS

RS: Giants lead series, 5-1
 2002 Texans, 16-14 (H)

2006 Giants, 14-10 (NY)
 2010 Giants, 34-10 (H)
 2014 Giants, 30-17 (NY)
 2018 Giants, 27-22 (H)
 2022 Giants, 24-16 (NY)
RS Pts.—Giants 143, Texans 91

INDIANAPOLIS VS. N.Y. GIANTS

RS: Colts lead series, 10-8
PS: Colts lead series, 2-0

1954 Colts, 20-14 (B)
 1955 Giants, 17-7 (NY)
 1958 Giants, 24-21 (NY)
 **Colts, 23-17 (NY) OT
 1959 **Colts, 31-16 (B)
 1963 Giants, 37-28 (B)
 1968 Colts, 26-0 (NY)
 1971 Colts, 31-7 (NY)
 1975 Colts, 21-0 (NY)
 1979 Colts, 31-7 (NY)
 1990 Giants, 24-7 (I)
 1993 Giants, 20-6 (NY)
 1999 Colts, 27-19 (NY)
 2002 Giants, 44-27 (I)
 2006 Colts, 26-21 (NY)
 2010 Colts, 38-14 (I)
 2014 Colts, 40-24 (NY)
 2018 Colts, 28-27 (I)
 2022 Giants, 38-10 (NY)
 2024 Giants, 45-33 (NY)

RS Pts.—Colts 427, Giants 382
PS Pts.—Colts 54, Giants 33

*Franchise in Baltimore prior to 1984
 **NFL Championship

JACKSONVILLE VS. N.Y. GIANTS

RS: Series tied, 4-4

1997 Jaguars, 40-13 (J)
 2000 Giants, 28-25 (NY)
 2002 Giants, 24-17 (NY)
 2006 Jaguars, 26-10 (J)
 2010 Giants 24-20 (NY)
 2014 Jaguars, 25-24 (J)
 2018 Jaguars, 20-15 (NY)
 2022 Giants, 23-17

RS Pts.—Jaguars 190, Giants 161

KANSAS CITY VS. N.Y. GIANTS

RS: Giants lead series, 11-5

1974 Giants, 33-27 (KC)
 1978 Giants, 26-10 (NY)
 1979 Giants, 21-17 (KC)
 1983 Chiefs, 38-17 (KC)
 1984 Giants, 28-27 (NY)
 1988 Giants, 28-12 (NY)
 1992 Giants, 35-21 (NY)
 1995 Chiefs, 20-17 (KC) OT
 1998 Giants, 28-7 (NY)
 2001 Giants, 13-3 (KC)
 2005 Giants, 27-17 (NY)
 2009 Giants, 27-16 (KC)
 2013 Chiefs, 31-7 (KC)
 2017 Giants, 12-9 (NY) OT
 2021 Chiefs, 20-7 (KC)
 2025 Chiefs, 22-9 (NY)

RS Pts.—Giants 335, Chiefs 297

***LOS ANGELES CHARGERS VS. N.Y. GIANTS**

RS: Chargers lead series, 8-5

1971 Giants, 35-17 (NY)
 1975 Giants, 35-24 (NY)
 1980 Chargers, 44-7 (SD)
 1983 Chargers, 41-34 (NY)
 1986 Giants, 20-7 (NY)
 1989 Giants, 20-13 (SD)
 1995 Chargers, 27-17 (NY)
 1998 Giants, 34-16 (SD)
 2005 Chargers, 45-23 (SD)
 2009 Chargers, 21-20 (NY)
 2013 Chargers, 37-14 (SD)
 2017 Chargers, 27-22 (NY)
 2021 Chargers, 37-21 (LA)

RS Pts.—Chargers 356, Giants 302

*Franchise in San Diego from 1961 to 2016

***LOS ANGELES RAMS VS. N.Y. GIANTS**

RS: Rams lead series, 28-16
PS: Series tied, 1-1

1938	Giants, 28-0 (NY)
1940	Rams, 13-0 (NY)
1941	Giants, 49-14 (NY)
1945	Rams, 21-17 (NY)
1946	Rams, 31-21 (NY)
1947	Rams, 34-10 (LA)
1948	Rams, 52-37 (NY)
1953	Rams, 21-7 (LA)
1954	Rams, 17-16 (NY)
1959	Giants, 23-21 (LA)
1961	Giants, 24-14 (NY)
1966	Rams, 55-14 (LA)
1968	Rams, 24-21 (LA)
1970	Rams, 31-3 (NY)
1973	Rams, 40-6 (LA)
1976	Rams, 24-10 (LA)
1978	Rams, 20-17 (NY)
1979	Giants, 20-14 (LA)
1980	Rams, 28-7 (NY)
1981	Giants, 10-7 (NY)
1983	Rams, 16-6 (NY)
1984	Rams, 33-12 (LA)
	**Giants, 16-13 (LA)
1985	Giants, 24-19 (NY)
1988	Rams, 45-31 (NY)
1989	Rams, 31-10 (LA)
	***Rams, 19-13 (NY) OT
1990	Giants, 31-7 (LA)
1991	Rams, 19-13 (NY)
1992	Rams, 38-17 (LA)
1993	Giants, 20-10 (NY)
1994	Rams, 17-10 (LA)
1997	Rams, 13-3 (StL)
1999	Rams, 31-10 (StL)
2000	Rams, 38-24 (NY)
2001	Rams, 15-14 (StL)
2002	Giants, 26-21 (StL)
2003	Giants, 23-13 (NY)
2005	Giants, 44-24 (NY)
2008	Giants, 41-13 (StL)
2011	Giants, 28-16 (NY)
2014	Giants 37-27 (StL)
2016	Giants 17-10 (London)
2017	Rams, 51-17 (NY)
2020	Rams, 17-9 (L.A.)
2023	Rams, 26-25 (NY)

RS Pts.—Rams 1,031, Giants 832
PS Pts.—Rams 32, Giants 29

*Franchise in St. Louis from 1995 to 2015 and in Cleveland prior to 1946

**NFC First-Round Playoff

***NFC Divisional Playoff

MIAMI VS. N.Y. GIANTS

RS: Giants lead series, 7-4

1972	Dolphins, 23-13 (NY)
1990	Giants, 20-3 (NY)
1993	Giants, 19-14 (M)
1996	Giants, 17-7 (M)
2003	Dolphins, 23-10 (NY)
2007	Giants, 13-10 (London)
2011	Giants, 20-17 (NY)
2015	Giants, 31-24 (M)
2019	Giants, 36-20 (NY)
2021	Dolphins, 20-9 (M)
2023	Dolphins, 31-16 (M)

RS Pts.—Giants 204, Dolphins 192

MINNESOTA VS. N.Y. GIANTS

RS: Vikings lead series, 18-10
PS: Giants lead series, 3-1

1964	Vikings, 30-21 (NY)
1965	Vikings, 40-14 (M)
1967	Vikings, 27-24 (M)
1969	Giants, 24-23 (NY)
1971	Vikings, 17-10 (NY)
1973	Vikings, 31-7 (New Haven)
1976	Vikings, 24-7 (M)
1986	Giants, 22-20 (M)
1989	Giants, 24-14 (NY)
1990	Giants, 23-15 (NY)
1993	*Giants, 17-10 (NY)
1994	Vikings, 27-10 (NY)
1996	Giants, 15-10 (NY)
1997	*Vikings, 23-22 (NY)

1999	Vikings, 34-17 (NY)
2000	**Giants, 41-0 (NY)
2001	Vikings, 28-16 (M)
2002	Giants, 27-20 (M)
2003	Giants, 29-17 (M)
2004	Giants, 34-13 (M)
2005	Vikings, 24-21 (NY)
2007	Vikings, 41-17 (NY)
2008	Vikings, 20-19 (M)
2009	Vikings, 44-7 (M)
2010	***Giants, 21-3 (M)
2013	Giants, 23-7 (NY)
2015	Vikings, 49-17 (M)
2016	Vikings, 24-10 (M)
2019	Vikings, 28-10 (NY)
2022	Vikings, 27-24 (M)
	*Giants, 31-24 (M)
2024	Vikings, 28-6 (NY)

RS Pts.—Vikings 685, Giants 499
PS Pts.—Giants 111, Vikings 57

*NFC First-Round Playoff

**NFC Championship

***Game played in Detroit, MI.

*NEW ENGLAND VS. N.Y. GIANTS

RS: Patriots lead series, 7-5
PS: Giants lead series, 2-0

1970	Giants, 16-0 (B)
1974	Patriots, 28-20 (New Haven)
1987	Giants, 17-10 (NY)
1990	Giants, 13-10 (NE)
1996	Patriots, 23-22 (NY)
1999	Patriots, 16-14 (NE)
2003	Patriots, 17-6 (NE)
2007	Patriots, 38-35 (NY)
	**Giants, 17-14 (Arizona)
2011	Giants, 24-20 (NE)
	***Giants, 21-17 (Indianapolis)
2015	Patriots, 27-26 (NY)
2019	Patriots, 35-14 (NE)
2023	Giants, 10-7 (NY)

RS Pts.—Patriots 231, Giants 217
PS Pts.—Giants 38, Patriots 31

*Franchise in Boston prior to 1971

Super Bowl XLII *Super Bowl XLVI

NEW ORLEANS VS. N.Y. GIANTS

RS: Giants lead series, 17-16

1967	Giants, 27-21 (NY)
1968	Giants, 38-21 (NY)
1969	Saints, 25-24 (NY)
1970	Saints, 14-10 (NO)
1972	Giants, 45-21 (NY)
1975	Giants, 28-14 (NY)
1978	Saints, 28-17 (NO)
1979	Saints, 24-14 (NO)
1981	Giants, 20-7 (NY)
1984	Saints, 10-3 (NY)
1985	Giants, 21-13 (NO)
1986	Giants, 20-17 (NY)
1987	Saints, 23-14 (NO)
1988	Giants, 13-12 (NO)
1993	Giants, 24-14 (NO)
1994	Saints, 27-22 (NO)
1995	Giants, 45-29 (NY)
1996	Saints 17-3 (NY)
1997	Giants, 14-9 (NY)
1999	Giants, 31-3 (NY)
2001	Giants, 21-13 (NY)
2003	Saints, 45-7 (NO)
2005	Giants, 27-10 (NY*)
2006	Saints, 30-7 (NY)
2009	Saints, 48-27 (NO)
2011	Saints, 49-24 (NO)
2012	Giants, 52-27 (NY)
2015	Saints, 52-49 (NO)
2016	Giants, 16-13 (NY)
2018	Saints, 33-18 (NY)
2021	Giants, 27-21 (NO)
2023	Saints, 24-6 (NO)
2024	Saints, 14-11 (NY)

RS Pts.—Saints 728, Giants 725
***Saints home game**

N.Y. JETS VS. N.Y. GIANTS

RS: Giants lead series, 8-6

1970	Giants, 22-10 (NYJ)
1974	Jets, 26-20 (New Haven) OT
1981	Jets, 26-7 (NYG)
1984	Giants, 20-10 (NYJ)
1987	Giants, 20-7 (NYG)
1988	Jets, 27-21 (NYJ)
1993	Jets, 10-6 (NYG)
1996	Giants, 13-6 (NYJ)
1999	Giants, 41-28 (NYG)
2003	Giants, 31-28 (NYJ) OT
2007	Giants, 35-24 (NYG)
2011	Giants, 29-14 (NYJ)
2015	Jets, 23-20 (NYG) OT
2019	Jets, 34-27 (NYJ)
2023	Jets, 13-10 (NYG) OT

RS Pts.—Giants 322, Jets 286

*LAS VEGAS VS. N.Y. GIANTS

RS: Raiders lead series, 9-6

1973	Raiders, 42-0 (O)
1980	Raiders, 33-17 (NY)
1983	Raiders, 27-12 (LA)
1986	Giants, 14-9 (LA)
1989	Giants, 34-17 (NY)
1992	Raiders, 13-10 (LA)
1995	Raiders, 17-13 (NY)
1998	Raiders, 20-17 (O)
2001	Raiders, 28-10 (NY)
2005	Giants, 30-21 (O)
2009	Giants, 44-7 (NY)
2013	Giants, 24-20 (NY)
2017	Raiders, 24-17 (O)
2021	Giants, 23-16 (NY)
2023	Raiders, 30-6 (LV)

RS Pts.—Raiders 324, Giants 271

*Franchise in LA from 1982-1994 and Oakland from 1995-2019

PHILADELPHIA VS. N.Y. GIANTS

RS: Eagles lead series, 92-86-2

PS: Eagles lead series, 3-2

1933	Giants, 56-0 (NY)
	Giants, 20-14 (P)
1934	Giants, 17-0 (NY)
	Eagles, 6-0 (P)
1935	Giants, 10-0 (NY)
	Giants, 21-14 (P)
1936	Eagles, 10-7 (P)
	Giants, 21-17 (NY)
1937	Giants, 16-7 (P)
	Giants, 21-0 (NY)
1938	Eagles, 14-10 (P)
	Giants, 17-7 (NY)
1939	Giants, 13-3 (P)
	Giants, 27-10 (NY)
1940	Giants, 20-14 (P)
	Giants, 17-7 (NY)
1941	Giants, 24-0 (P)
	Giants, 16-0 (NY)
1942	Giants, 35-17 (NY)
	Giants, 14-0 (P)
1944	Eagles, 24-17 (NY)
	Tie, 21-21 (P)
1945	Eagles, 38-17 (P)
	Giants, 28-21 (NY)
1946	Eagles, 24-14 (P)
	Giants, 45-17 (NY)
1947	Eagles, 23-0 (P)
	Eagles, 41-24 (NY)
1948	Eagles, 45-0 (P)
	Eagles, 35-14 (NY)
1949	Eagles, 24-3 (NY)
	Eagles, 17-3 (P)
1950	Giants, 7-3 (NY)
	Giants, 9-7 (P)
1951	Giants, 26-24 (NY)
	Giants, 23-7 (P)
1952	Giants, 31-7 (P)
	Eagles, 14-10 (NY)
1953	Eagles, 30-7 (P)
	Giants, 37-28 (NY)
1954	Giants, 27-14 (NY)
	Eagles, 29-14 (P)
1955	Eagles, 27-17 (P)
	Giants, 31-7 (NY)

1956	Giants, 20-3 (NY)
	Giants, 21-7 (P)
1957	Giants, 24-20 (P)
	Giants, 13-0 (NY)
1958	Eagles, 27-24 (P)
	Giants, 24-10 (NY)
1959	Eagles, 49-21 (P)
	Giants, 24-7 (NY)
1960	Eagles, 17-10 (NY)
	Eagles, 31-23 (P)
1961	Giants, 38-21 (NY)
	Giants, 28-24 (P)
1962	Giants, 29-13 (P)
	Giants, 19-14 (NY)
1963	Giants, 37-14 (P)
	Giants, 42-14 (NY)
1964	Eagles, 38-7 (P)
	Eagles, 23-17 (NY)
1965	Giants, 16-14 (P)
	Giants, 35-27 (NY)
1966	Eagles, 35-17 (P)
	Eagles, 31-3 (NY)
1967	Giants, 44-7 (NY)
1968	Giants, 34-25 (P)
	Giants, 7-6 (NY)
1969	Eagles, 23-20 (NY)
1970	Giants, 30-23 (NY)
	Eagles, 23-20 (P)
1971	Eagles, 23-7 (P)
	Eagles, 41-28 (NY)
1972	Giants, 27-12 (P)
	Giants, 62-10 (NY)
1973	Tie, 23-23 (NY)
	Eagles, 20-16 (P)
1974	Eagles, 35-7 (P)
	Eagles, 20-7 (New Haven)
1975	Giants, 23-14 (P)
	Eagles, 13-10 (NY)
1976	Eagles, 20-7 (P)
	Eagles, 10-0 (NY)
1977	Eagles, 28-10 (NY)
	Eagles, 17-14 (P)
1978	Eagles, 19-17 (NY)
	Eagles, 20-3 (P)
1979	Eagles, 23-17 (P)
	Eagles, 17-13 (NY)
1980	Eagles, 35-3 (P)
	Eagles, 31-16 (NY)
1981	Eagles, 24-10 (NY)
	Giants, 20-10 (P)
	*Giants, 27-21 (P)
1982	Giants, 23-7 (NY)
	Giants, 26-24 (P)
1983	Eagles, 17-13 (NY)
	Giants, 23-0 (P)
1984	Giants, 28-27 (NY)
	Eagles, 24-10 (P)
1985	Giants, 21-0 (NY)
	Giants, 16-10 (P) OT
1986	Giants, 35-3 (NY)
	Giants, 17-14 (P)
1987	Giants, 20-17 (P)
	Giants, 23-20 (NY) OT
1988	Eagles, 24-13 (P)
	Eagles, 23-17 (NY) OT
1989	Eagles, 21-19 (P)
	Eagles, 24-17 (NY)
1990	Giants, 27-20 (NY)
	Eagles, 31-13 (P)
1991	Eagles, 30-7 (P)
	Eagles, 19-14 (NY)
1992	Eagles, 47-34 (NY)
	Eagles, 20-10 (P)
1993	Giants, 21-10 (NY)
	Giants, 7-3 (P)
1994	Giants, 28-23 (NY)
	Giants, 16-13 (P)
1995	Eagles, 17-14 (NY)
	Eagles, 28-19 (P)
1996	Eagles, 19-10 (NY)
	Eagles, 24-0 (P)

1997	Giants, 31-17 (NY)
	Giants, 31-21 (P)
1998	Giants, 20-0 (NY)
	Giants, 20-10 (P)
1999	Giants, 16-15 (NY)
	Giants, 23-17 (P) OT
2000	Giants, 33-18 (P)
	Giants, 24-7 (NY)
	**Giants, 20-10 (NY)
2001	Eagles, 10-9 (NY)
	Eagles, 24-21 (P)
2002	Eagles, 17-3 (P)
	Giants, 10-7 (NY) OT
2003	Eagles, 14-10 (NY)
	Eagles, 28-10 (P)
2004	Eagles, 31-17 (P)
	Eagles, 27-6 (NY)
2005	Giants, 27-17 (NY)
	Giants, 26-23 (P) OT
2006	Giants, 30-24 (P) OT
	Eagles, 36-22 (NY)
	*Eagles, 23-20 (P)
2007	Giants, 16-3 (NY)
	Giants, 16-13 (P)
2008	Giants, 36-31 (P)
	Eagles, 20-14 (NY)
	**Eagles, 23-11 (NY)
2009	Eagles, 40-17 (P)
	Eagles, 45-38 (NY)
2010	Eagles, 27-17 (P)
	Eagles, 38-31 (NY)
2011	Giants, 29-16 (P)
	Eagles, 17-10 (NY)
2012	Eagles, 19-17 (P)
	Giants, 42-7 (NY)
2013	Eagles, 36-21 (NY)
	Giants, 15-7 (P)
2014	Eagles, 27-0 (P)
	Eagles, 34-26 (NY)
2015	Eagles, 27-7 (P)
	Eagles, 35-30 (NY)
2016	Giants, 28-23 (NY)
	Eagles, 24-19 (P)
2017	Eagles, 27-24 (P)
	Eagles, 34-29 (NY)
2018	Eagles, 34-13 (NY)
	Eagles, 25-22 (P)
2019	Eagles, 23-17 (P)
	Eagles, 34-17 (NY)
2020	Eagles, 22-21 (P)
	Giants, 27-17 (NY)
2021	Giants, 13-7 (NY)
	Eagles, 34-10 (P)
2022	Eagles, 48-22 (NY)
	Eagles, 22-16 (P)
	**Eagles, 38-7 (P)
2023	Eagles, 33-25 (P)
	Giants, 27-10 (NY)
2024	Eagles, 28-3 (NY)
	Eagles, 20-13 (P)

RS Pts.—Eagles 3,549, Giants 3,508

PS Pts.—Giants 82, Eagles 115

*NFC First-Round Playoff **NFC Divisional Playoff

***PITTSBURGH VS. N.Y. GIANTS**

RS: Giants lead series, 44-32-3

1933	Giants, 23-2 (P)
	Giants, 27-3 (NY)
1934	Giants, 14-12 (P)
	Giants, 17-7 (NY)
1935	Giants, 42-7 (P)
	Giants, 13-0 (NY)
1936	Pirates, 10-7 (P)
1937	Giants, 10-7 (P)
	Giants, 17-0 (NY)
1938	Giants, 27-14 (P)
	Pirates, 13-10 (NY)
1939	Giants, 14-7 (P)
	Giants, 23-7 (NY)
1940	Tie, 10-10 (P)
	Giants, 12-0 (NY)
1941	Giants, 37-10 (P)
	Giants, 28-7 (NY)

1942	Steelers, 13-10 (P)
	Steelers, 17-9 (NY)
1945	Giants, 34-6 (P)
	Steelers, 21-7 (NY)
1946	Giants, 17-14 (P)
	Giants, 7-0 (NY)
1947	Steelers, 38-21 (NY)
	Steelers, 24-7 (P)
1948	Giants, 34-27 (NY)
	Steelers, 38-28 (P)
1949	Steelers, 28-7 (P)
	Steelers, 21-17 (NY)
1950	Giants, 18-7 (P)
	Steelers, 17-6 (NY)
1951	Tie, 13-13 (P)
	Giants, 14-0 (NY)
1952	Steelers, 63-7 (P)
1953	Steelers, 24-14 (P)
	Steelers, 14-10 (NY)
1954	Giants, 30-6 (P)
	Giants, 24-3 (NY)
1955	Steelers, 30-23 (P)
	Steelers, 19-17 (NY)
1956	Giants, 38-10 (NY)
	Giants, 17-14 (P)
1957	Giants, 35-0 (NY)
	Steelers, 21-10 (P)
1958	Giants, 17-6 (NY)
	Steelers, 31-10 (P)
1959	Giants, 21-16 (P)
	Steelers, 14-9 (NY)
1960	Giants, 19-17 (P)
	Giants, 27-24 (NY)
1961	Giants, 17-14 (P)
	Giants, 42-21 (NY)
1962	Giants, 31-27 (P)
	Steelers, 20-17 (NY)
1963	Steelers, 31-0 (P)
	Giants, 33-17 (NY)
1964	Steelers, 27-24 (P)
	Steelers, 44-17 (NY)
1965	Giants, 23-13 (P)
	Giants, 35-10 (NY)
1966	Giants, 35-10 (NY)
	Giants, 35-10 (NY)
1967	Giants, 27-24 (P)
	Giants, 27-24 (P)
1968	Giants, 27-24 (P)
1969	Giants, 10-7 (NY)
	Giants, 21-17 (P)
1971	Steelers, 17-13 (P)
1976	Steelers, 27-0 (NY)
1985	Giants, 28-10 (NY)
1991	Giants, 23-20 (P)
1994	Steelers, 10-6 (NY)
2000	Giants, 30-10 (NY)
2004	Steelers, 33-30 (NY)
2008	Giants, 21-14 (P)
2012	Giants, 21-14 (P)
2016	Steelers, 24-14 (P)
2020	Steelers, 24-14 (P)
2024	Steelers, 26-18 (P)

RS Pts.—Giants 1,548, Steelers 1,346

*Steelers known as Pirates prior to 1940

SAN FRANCISCO VS. N.Y. GIANTS

RS: 49ers lead series, 18-17

PS: Series tied, 4-4

1952	Giants, 23-14 (NY)
1956	Giants, 38-21 (SF)
1957	49ers, 27-17 (NY)
1960	Giants, 21-19 (SF)
1963	Giants, 48-14 (NY)
1968	49ers, 26-10 (NY)
1972	Giants, 23-17 (SF)
1975	Giants, 26-23 (SF)
1977	Giants, 20-17 (NY)
1978	Giants, 27-10 (NY)
1979	Giants, 32-16 (NY)
1980	49ers, 12-0 (SF)
1981	49ers, 17-10 (SF)
	*49ers, 38-24 (SF)
1984	49ers, 31-10 (NY)

	*49ers, 21-10 (SF)
1985	**Giants, 17-3 (NY)
1986	Giants, 21-17 (SF)
	*Giants, 49-3 (NY)
1987	49ers, 41-21 (NY)
1988	49ers, 20-17 (NY)
1989	49ers, 34-24 (SF)
1990	49ers, 7-3 (SF)
	***Giants, 15-13 (SF)
1991	Giants, 16-14 (NY)
1992	49ers, 31-14 (NY)
1993	*49ers, 44-3 (SF)
1995	49ers, 20-6 (SF)
1998	49ers, 31-7 (SF)
2002	49ers, 16-13 (NY)
	**49ers, 39-38 (SF)
2005	Giants, 24-6 (SF)
2007	Giants, 33-15 (NY)
2008	Giants, 29-17 (NY)
2011	49ers, 27-20 (SF)
	***Giants 20-17 (OT)
2012	Giants, 26-3 (SF)
2014	49ers, 16-10 (NY)
2015	Giants, 30-27 (NY)
2017	49ers, 31-21 (SF)
2018	Giants, 27-23 (SF)
2020	49ers, 36-9 (NY)
2023	49ers, 30-12 (SF)
RS Pts.—49ers 726, Giants 688	
PS Pts.—49ers 178, Giants 176	

*NFC Divisional Playoff

**NFC First-Round Playoff

***NFC Championship

SEATTLE VS. N.Y. GIANTS**RS: Series tied, 11-11**

1976	Giants, 28-16 (NY)
1980	Giants, 27-21 (S)
1981	Giants, 32-0 (S)
1983	Seahawks, 17-12 (NY)
1986	Seahawks, 17-12 (S)
1989	Giants, 15-3 (NY)
1992	Giants, 23-10 (NY)
1995	Seahawks, 30-28 (S)
2001	Giants, 27-24 (NY)
2002	Giants, 9-6 (NY)
2005	Seahawks, 24-21 (S) OT
2006	Seahawks, 42-30 (S)
2008	Giants, 44-6 (NY)
2010	Giants, 41-7 (S)
2011	Seahawks, 36-25 (NY)
2013	Seahawks, 23-0 (NY)
2014	Seahawks, 38-17 (S)
2017	Seahawks, 24-7 (NY)
2020	Giants, 17-12 (S)
2022	Seahawks, 27-13 (S)
2023	Seahawks, 24-3 (NYG)
2024	Giants, 29-20 (S)

RS Pts.—Giants 460, Seahawks 427**TAMPA BAY VS. N.Y. GIANTS****RS: Giants lead series, 15-10****PS: Giants lead series, 1-0**

1977	Giants, 10-0 (TB)
1978	Giants, 19-13 (TB)
	Giants, 17-14 (NY)
1979	Giants, 17-14 (NY)
	Buccaneers, 31-3 (TB)
1980	Buccaneers, 30-13 (TB)
1984	Giants, 17-14 (NY)
	Buccaneers, 20-17 (TB)
1985	Giants, 22-20 (NY)
1991	Giants, 21-14 (TB)
1993	Giants, 23-7 (NY)
1997	Buccaneers, 20-8 (NY)
1998	Buccaneers, 20-3 (TB)
1999	Giants, 17-13 (TB)
2003	Buccaneers, 19-13 (TB)
2006	Giants, 17-3 (NY)
2007	*Giants, 24-14 (TB)
2009	Giants, 24-0 (TB)
2012	Giants, 41-34 (NY)
2015	Giants, 32-18 (TB)
2017	Buccaneers, 25-23 (TB)

2018	Giants, 38-35 (NY)
2019	Giants, 32-31 (TB)
2020	Buccaneers, 25-23 (NY)
2021	Buccaneers, 30-10 (TB)
2024	Buccaneers, 30-7 (NY)
RS Pts.—Buccaneers 480, Giants 467	
PS Pts.—Giants 24, Buccaneers 14	

*NFC First-Round Playoff

***TENNESSEE VS. N.Y. GIANTS**

RS: Series tied, 6-6

1973	Giants, 34-14 (NY)
1982	Giants, 17-14 (NY)
1985	Giants, 35-14 (H)
1991	Giants, 24-20 (NY)
1994	Giants, 13-10 (H)
1997	Oilers, 10-6 (T)
2000	Titans, 28-14 (T)
2002	Titans, 32-29 (NY) OT
2006	Titans, 24-21 (T)
2010	Titans, 29-10 (NY)
2014	Giants, 36-7 (T)
2018	Titans, 17-0 (NY)
2022	Giants, 21-20 (T)

RS Pts.—Giants 260, Titans 239

*Franchise in Houston prior to 1997; known as Oilers prior to 1999

WASHINGTON VS. N.Y. GIANTS*RS: Giants lead series, 107-73-5****PS: Series tied, 1-1**

1932	Braves, 14-6 (B)
	Tie, 0-0 (NY)
1933	Washington, 21-20 (B)
	Giants, 7-0 (NY)
1934	Giants, 16-13 (B)
	Giants, 3-0 (NY)
1935	Giants, 20-12 (B)
	Giants, 17-6 (NY)
1936	Giants, 7-0 (B)
	Washington, 14-0 (NY)
1937	Washington, 13-3 (W)
	Washington, 49-14 (NY)
1938	Giants, 10-7 (W)
	Giants, 36-0 (NY)
1939	Tie, 0-0 (W)
	Giants, 9-7 (NY)
1940	Washington, 21-7 (W)
	Giants, 21-7 (NY)
1941	Giants, 17-10 (W)
	Giants, 20-13 (NY)
1942	Giants, 14-7 (W)
	Washington, 14-7 (NY)
1943	Giants, 14-10 (NY)
	Giants, 31-7 (W)
	**Washington, 28-0 (NY)
1944	Giants, 16-13 (NY)
	Giants, 31-0 (W)
1945	Washington, 24-14 (NY)
	Washington, 17-0 (W)
1946	Washington, 24-14 (W)
	Giants, 31-0 (NY)
1947	Washington, 28-20 (W)
	Giants, 35-10 (NY)
1948	Washington, 41-10 (W)
	Washington, 28-21 (NY)
1949	Giants, 45-35 (W)
	Giants, 23-7 (NY)
1950	Giants, 21-17 (W)
	Giants, 24-21 (NY)
1951	Giants, 35-14 (W)
	Giants, 28-14 (NY)
1952	Giants, 14-10 (W)
	Washington, 27-17 (NY)
1953	Washington, 13-9 (W)
	Washington, 24-21 (NY)
1954	Giants, 51-21 (W)
	Giants, 24-7 (NY)
1955	Giants, 35-7 (NY)
	Giants, 27-20 (W)
1956	Washington, 33-7 (W)
	Giants, 28-14 (NY)
1957	Giants, 24-20 (W)
	Washington, 31-14 (NY)
1958	Giants, 21-14 (W)

1959	Giants, 30-0 (NY)	1993	Giants, 41-7 (W)
	Giants, 45-14 (NY)		Giants, 20-6 (NY)
	Giants, 24-10 (W)	1994	Giants, 31-23 (NY)
1960	Tie, 24-24 (NY)		Giants, 21-19 (W)
	Giants, 17-3 (W)	1995	Giants, 24-15 (W)
1961	Giants, 24-21 (W)		Giants, 20-13 (NY)
	Giants, 53-0 (NY)	1996	Washington, 31-10 (NY)
1962	Giants, 49-34 (NY)		Washington, 31-21 (W)
	Giants, 42-24 (W)	1997	Tie, 7-7 (W) OT
1963	Giants, 24-14 (W)		Giants, 30-10 (NY)
	Giants, 44-14 (NY)	1998	Giants, 31-24 (NY)
1964	Giants, 13-10 (NY)		Washington, 21-14 (W)
	Washington, 36-21 (W)	1999	Washington, 50-21 (NY)
1965	Washington, 23-7 (NY)		Washington, 23-13 (W)
	Giants, 27-10 (W)	2000	Washington, 16-6 (NY)
1966	Giants, 13-10 (NY)		Giants, 9-7 (W)
	Washington, 72-41 (W)	2001	Giants, 23-9 (NY)
1967	Washington, 38-34 (W)		Washington, 35-21 (W)
1968	Giants, 48-21 (NY)	2002	Giants, 19-17 (NY)
	Giants, 13-10 (W)		Giants, 27-21 (W)
1969	Washington, 20-14 (W)	2003	Giants, 24-21 (W) OT
1970	Giants, 35-33 (NY)		Washington, 20-7 (NY)
	Giants, 35-33 (NY)	2004	Giants, 20-14 (NY)
1971	Washington, 30-3 (NY)		Washington, 31-7 (W)
	Washington, 23-7 (W)	2005	Giants, 36-0 (NY)
1972	Washington, 23-16 (NY)		Washington, 35-20 (W)
	Washington, 27-13 (W)	2006	Giants, 19-3 (NY)
1973	Washington, 21-3 (New Haven)		Giants, 34-28 (W)
	Washington, 27-24 (W)	2007	Giants, 24-17 (W)
1974	Washington, 13-10 (New Haven)		Washington, 22-10 (NY)
	Washington, 24-3 (W)	2008	Giants, 16-7 (NY)
1975	Washington, 49-13 (W)		Giants, 23-7 (W)
	Washington, 21-13 (NY)	2009	Giants, 23-17 (NY)
1976	Washington, 19-17 (W)		Giants, 45-12 (W)
	Giants, 12-9 (NY)	2010	Giants, 31-7 (NY)
1977	Giants, 20-17 (NY)		Giants, 17-14 (W)
	Giants, 17-6 (W)	2011	Washington, 28-14 (W)
1978	Giants, 17-6 (NY)		Washington, 23-10 (NY)
	Washington, 16-13 (W) OT	2012	Giants, 27-23 (NY)
1979	Washington, 27-0 (W)		Washington, 17-16 (W)
	Giants, 14-6 (NY)	2013	Giants, 24-17 (W)
1980	Washington, 23-21 (NY)		Giants, 20-6 (NY)
	Washington, 16-13 (W)	2014	Giants, 45-14 (W)
1981	Giants, 17-7 (W)		Giants, 24-13 (NY)
	Washington, 30-27 (NY) OT	2015	Giants, 32-21 (NY)
1982	Washington, 27-17 (NY)		Washington, 20-14 (W)
	Washington, 15-14 (W)	2016	Washington, 27-19 (NY)
1983	Washington, 33-17 (NY)		Giants, 19-10 (W)
	Washington, 31-22 (W)	2017	Washington, 20-10 (W)
1984	Washington, 30-14 (W)		Washington, 18-10 (NY)
	Giants, 37-13 (NY)	2018	Washington, 20-13 (NY)
1985	Giants, 17-3 (NY)		Giants, 40-16 (W)
	Washington, 23-21 (W)	2019	Giants, 24-3 (NY)
1986	Giants, 27-20 (NY)		Giants, 41-35 (W)
	Giants, 24-14 (W)	2020	Giants, 20-19 (NY)
	***Giants, 17-0 (NY)		Giants, 23-20 (W)
1987	Washington, 38-12 (NY)	2021	Washington, 30-29 (W)
	Washington, 23-19 (W)		Washington, 22-7 (NY)
1988	Giants, 27-20 (NY)	2022	Tied, 20-20 (NY) OT
	Giants, 24-23 (W)		Giants, 20-12 (W)
1989	Giants, 27-24 (W)	2023	Giants, 14-7 (NY)
	Giants, 20-17 (NY)		Giants, 31-19 (W)
1990	Giants, 24-20 (W)	2024	Washington, 21-18 (W)
	Giants, 21-10 (NY)		Washington, 27-22 (NY)
1991	Washington, 17-13 (NY)	2025	Washington, 21-6 (W)
1992	Washington, 34-17 (W)		RS Pts.—Giants 3,762, Washington 3,337
	Giants, 24-7 (W)		PS Pts.—Washington 28, Giants 17
	Washington, 28-10 (NY)		